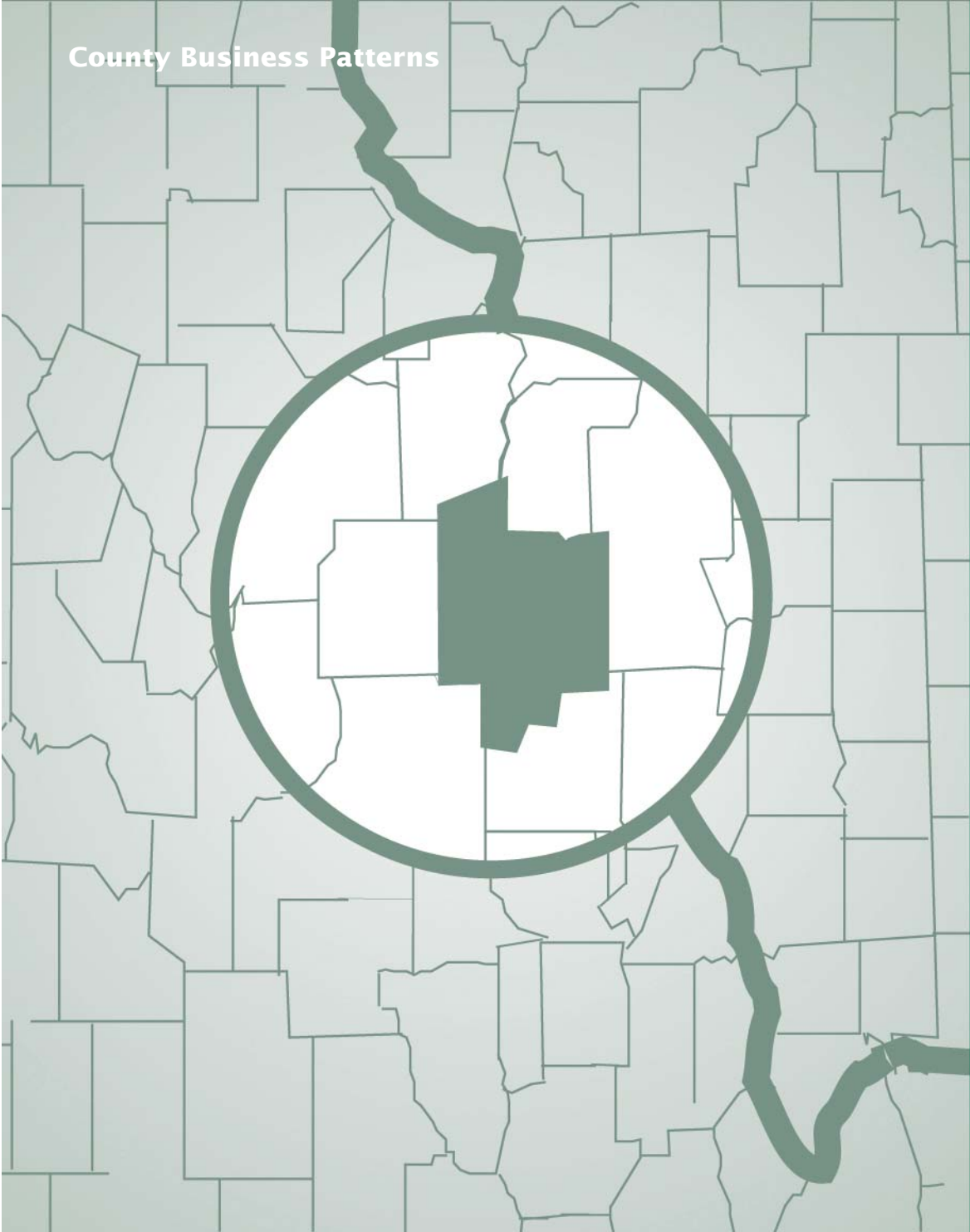


# Kentucky: 2001

Issued April 2003

CBP/01-19



U S C E N S U S B U R E A U

*Helping You Make Informed Decisions*

U.S. Department of Commerce  
Economics and Statistics Administration  
U.S. CENSUS BUREAU



## ACKNOWLEDGMENTS

This report was prepared under the general direction of **Carl A. Konschnik**, Assistant Division Chief for Research and Methodology, Economic Planning and Coordination Division. **Paul Hanczaryk**, Chief, Register Analysis Branch, supervised the preparation of this report and was assisted by **Phil Thompson**, and **Gerald Feuer**. **Joel Fowler**, **Yolanda Funderburk**, **Mary Green**, **Dameka Hemsley**, **Mary Hogan**, **Lavelle Lee**, **Lillian Moy**, **Alan Pines**, and **Jon Youngman** contributed in resolving establishment processing problems and in data analysis.

Additional data analysis was provided by the staffs of **Lawrence A. Blum**, Assistant Division Chief for Collection Activities, Economic Planning and Coordination Division, assisted by **David Eade**; and **Carlene Bottorff**, Chief, Economic Projects Branch, National Processing Center, assisted by **Marsha Sowders** and **Anita Coomes**. Statistical methodology and quality assurance operations were performed by **Ken Sausman**, **Michael Kornbau**, **Thomas Cevis**, **Michelle Vile**, and **Marilyn Italiano**.

**Steven McCraith**, Chief, Census Related Surveys Branch, Economic Statistical Methods and Programming Division, assisted by **Dan Vacca**, supervised computer support operations. **Ed Carr** was assigned primary responsibility for programming this report. **Jerry Richards** and **Bob Penrod** provided additional support for computer operations.

**David Chapman** of the Economic Statistical Methods and Programming Division contributed to the editing system and provided other methodological improvements.

**Kim D. Ottenstein** and **Bernadette J. Beasley**, of the Administrative and Customer Services Division, **Walter C. Odom**, Chief, provided publications and printing management, graphics design and composition, and editorial review for print and electronic media. General direction and production management were provided by **James R. Clark**, Assistant Division Chief, Publications Services Branch.

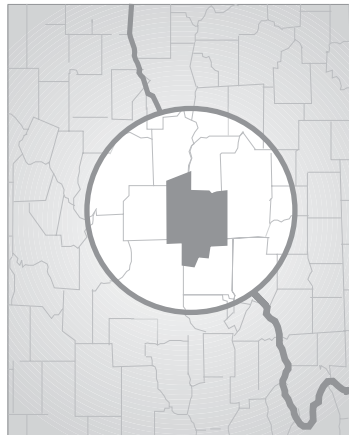
Special acknowledgment is also due the many businesses whose cooperation has contributed to the publication of these data.

# Kentucky: 2001

Issued April 2003

CBP/01-19

## County Business Patterns



**U.S. Department of Commerce**

**Donald L. Evans,**

Secretary

**Samuel W. Bodman,**

Deputy Secretary

**Economics  
and Statistics  
Administration**

**Kathleen B. Cooper,**

Under Secretary for  
Economic Affairs

**U.S. CENSUS BUREAU**

**Charles Louis Kincannon,**

Director

SUGGESTED CITATION

U.S. Census Bureau,  
County Business Patterns 2001

**KENTUCKY**

Washington, DC,  
2003



**Economics  
and Statistics  
Administration**

**Kathleen B. Cooper,**  
Under Secretary  
for Economic Affairs



**U.S. CENSUS BUREAU**  
**Charles Louis Kincannon,**  
Director

**Hermann Habermann,**  
Deputy Director and  
Chief Operating Officer

**Vacant,**  
Principal Associate  
Director for Programs

**Frederick T. Knickerbocker,**  
Associate Director  
for Economic Programs

**Thomas L. Mesenbourg,**  
Assistant Director  
for Economic Programs

**Shirin A. Ahmed,**  
Chief, Economic  
Planning and Coordination  
Division

## CONTENTS

---

### General Explanation

Introduction .....	V
Industry Classifications .....	V
Data Products .....	V
Sources of Data .....	VI
Definitions of Basic Data Items .....	VI
Industry and Geography Classifications .....	VII
Comparability With Other Data .....	VII
Data Withheld From Publication .....	VII
Reliability of Data .....	VIII
Abbreviations and Symbols .....	VIII

State Map .....	IX
-----------------	----

### Tables

1. The State—Establishments, Employees, and Payroll by Major Group: 2001 and 2000 .....	1
2. The State—Employees, Payroll, and Establishments by Industry: 2001 .....	3
3. The State—Employees and Annual Payroll by Employment-Size Class: 2001 .....	30
4. The State—Establishments With 1,000 Employees or More by Major Group and Employment-Size Class: 2001 .....	35
5. The State—Employees, Payroll, and Establishments by County: 2001 and 2000 .....	36
6. Counties—Employees, Payroll, and Establishments by Industry: 2001 .....	38

Description of Pubs Issued in Previous Years—Inside Back Cover

# General Explanation

---

## INTRODUCTION

County Business Patterns is an annual series that provides subnational economic data by industry. The series is useful for studying the economic activity of small areas; analyzing economic changes over time; and as a benchmark for statistical series, surveys, and databases between economic censuses. Businesses use the data for analyzing market potential, measuring the effectiveness of sales and advertising programs, setting sales quotas, and developing budgets. Government agencies use the data for administration and planning.

County Business Patterns covers most of the country's economic activity. The series excludes data on self-employed individuals, employees of private households, railroad employees, agricultural production employees, and most government employees.

This series has been published annually since 1964 and at irregular intervals dating back to 1946. The comparability of data over time may be affected by definitional changes in establishments, activity status, and industrial classifications. For more details on these changes, see the section "Comparability With Other Data."

## INDUSTRY CLASSIFICATIONS

Data from the County Business Patterns series are published primarily on the basis of the North American Industry Classification System (NAICS). Earlier County Business Patterns data were published according to the Standard Industrial Classification (SIC) system. While many of the individual NAICS industries correspond directly to industries as defined under the SIC system, most of the aggregate NAICS groupings do not.

Particular care should be taken in comparing data for retail trade, wholesale trade, and manufacturing, which are sector titles used in both NAICS and SIC, but cover somewhat different groups of industries. For more information on NAICS and changes from the SIC system, go to [www.census.gov/epcd/www/naics.html](http://www.census.gov/epcd/www/naics.html)

The 2001 County Business Patterns series includes the following NAICS sectors:

<i>Sector</i>	<i>Description</i>
11	Forestry, Fishing, Hunting, and Agriculture Support
21	Mining
22	Utilities

<i>Sector</i>	<i>Description</i>
23	Construction
31-33	Manufacturing
42	Wholesale Trade
44-45	Retail Trade
48-49	Transportation and Warehousing
51	Information
52	Finance and Insurance
53	Real Estate and Rental and Leasing
54	Professional, Scientific, and Technical Services
55	Management of Companies and Enterprises
56	Administrative and Support and Waste Management and Remediation Services
61	Educational Services
62	Health Care and Social Assistance
71	Arts, Entertainment, and Recreation
72	Accommodation and Food Services
81	Other Services (except Public Administration)
95	Auxiliaries (except corporate, subsidiary, and regional management)
99	Unclassified

County Business Patterns data are tabulated by industry as defined in the manual entitled *North American Industry Classification System: United States, 1997* with some exceptions. Data for auxiliary establishments (except corporate, subsidiary, and regional managing offices) will be tabulated in a separate category (Sector 95).

The 2001 County Business Patterns covers all NAICS industries except crop and animal production (NAICS 111,112), rail transportation (NAICS 482), National Postal Service (NAICS 491), pension, health, welfare, and vacation funds (NAICS 525110, 525120, 525190), trusts, estates, and agency accounts (NAICS 525920), private households (NAICS 814), and public administration (NAICS 92).

## DATA PRODUCTS

### Reports

The County Business Patterns data series includes a separate printed report for each state, the District of Columbia, Puerto Rico, and the United States. Individual state reports present payroll and employment data for the state and counties by industry. The reports also include the number of establishments by industry and employment size class.

---

The United States report presents similar data for the country as a whole. In addition, the U.S. report provides employment and payroll data by employment size class for major industry groups.

Data for industries with fewer than 100 employees, as well as data for detailed industries withheld to avoid disclosing data for individual companies, are not shown in the printed reports. However, these data are available on CD-ROM and other computer products.

### **Electronic Data Formats**

County Business Patterns series data are available on CD-ROM, computer tapes and diskettes. The CD-ROM also includes software for creating County Business Patterns data files compatible with popular database and spreadsheet software. In addition, ZIP Code Business Patterns data are available on CD-ROM and are available shortly after the release of County Business Patterns, and include the number of establishments by NAICS industry.

Publications also are available in Portable Document Format (PDF) at [www.census.gov/prod/www/abs/cbptotal.html](http://www.census.gov/prod/www/abs/cbptotal.html). In order to view these files, you will need the Adobe(R) Acrobat(R) Reader, which is available for free from the Adobe web site at [www.adobe.com](http://www.adobe.com). Alternatively, the Census Bureau will print the publication, give it a glue binding, and ship it to you for a fee.

For information and options to order County Business Patterns data products, contact:

Customer Services Center  
Marketing Services Office  
U.S. Census Bureau  
Washington, DC 20233

Telephone: 301-763-4100  
Internet address: [www.census.gov/](http://www.census.gov/)

### **Special Tabulations**

Special tabulations of County Business Patterns are available on a cost-reimbursable basis. For more information, contact:

U.S. Census Bureau  
Economic Planning and Coordination Division  
Register Analysis Branch  
Washington, DC 20233

Telephone: 301-763-2580  
Fax: 301-457-4433  
E-mail: [cbp@census.gov](mailto:cbp@census.gov)

### **SOURCES OF DATA**

County Business Patterns basic data items are extracted from the Standard Statistical Establishment List, a file of all known single and multiestablishment employer companies maintained and updated by the U.S. Census Bureau. The annual Company Organization Survey provides individual

establishment data for multiestablishment companies. Data for single-establishment companies are obtained from various Census Bureau programs, such as the Annual Survey of Manufactures and Current Business Surveys, as well as from administrative records of the Internal Revenue Service, the Social Security Administration, and the Bureau of Labor Statistics.

### **DEFINITIONS OF BASIC DATA ITEMS**

#### **Establishments**

An establishment is a single physical location at which business is conducted or services or industrial operations are performed. It is not necessarily identical with a company or enterprise, which may consist of one or more establishments. When two or more activities are carried on at a single location under a single ownership, all activities generally are grouped together as a single establishment. The entire establishment is classified on the basis of its major activity and all data are included in that classification.

Establishment-size designations are determined by paid employment in the mid-March pay period. The size group "1 to 4" includes establishments that did not report any paid employees in the mid-March pay period but paid wages to at least one employee at some time during the year.

Establishment counts represent the number of locations with paid employees any time during the year. This series excludes governmental establishments except for wholesale liquor establishments (NAICS 4228), retail liquor stores (NAICS 44531), Federally-chartered savings institutions (NAICS 522120), Federally-chartered credit unions (NAICS 522130), and hospitals (NAICS 622).

#### **Payroll**

Total payroll includes all forms of compensation, such as salaries, wages, reported tips, commissions, bonuses, vacation allowances, sick-leave pay, employee contributions to qualified pension plans, and the value of taxable fringe benefits. For corporations, it includes amounts paid to officers and executives; for unincorporated businesses, it does not include profit or other compensation of proprietors or partners. Payroll is reported before deductions for Social Security, income tax, insurance, union dues, etc. First-quarter payroll consists of payroll during the January-to-March quarter.

#### **Mid-March Employment**

Paid employment consists of full- and part-time employees, including salaried officers and executives of corporations, who are on the payroll in the pay period including March 12. Included are employees on paid sick leave, holidays, and vacations; not included are proprietors and partners of unincorporated businesses.

---

## **INDUSTRY AND GEOGRAPHY CLASSIFICATIONS**

The quinquennial economic censuses are the primary source for industry and geography classifications. The annual Company Organization Survey, Annual Survey of Manufactures, Current Business Surveys, and other Census Bureau programs provide regular updates.

### **Industry Classification**

Additional sources for assigning industry classifications are the Social Security Administration, the Internal Revenue Service, and the Bureau of Labor Statistics. These sources provide industry classification information for new businesses and businesses not canvassed in the Census Bureau programs. Establishments without sufficient industry information are tabulated in the “unclassified establishments” group.

Industry classifications are explained in an appendix in the U.S. Summary. The industry titles used throughout this series are the short NAICS titles; complete descriptions are contained in the manual entitled *North American Industry Classification System: United States, 1997*.

### **Geography Classification**

Most geography codes are derived from the physical location address reported in Census Bureau programs. The Internal Revenue Service provides supplemental address information. Those employers without a fixed location within a state (or of unknown county location) are included under a “statewide” classification at the end of the county tables. This incomplete detail causes only slight understatement of county employment. The independent cities in Virginia, and the cities of Baltimore, MD; Carson City, NV; and St. Louis, MO, are treated as separate counties.

### **Employee Leasing Services**

Historically, the permanent on-site work force at a business location were paid employees of that establishment. This traditional practice of firms directly hiring employees is still the dominant employer/employee relationship in the United States. However, over the past decade a new work force arrangement has emerged.

Under this new arrangement, a company commonly known as an employee leasing company or professional employer organization (PEO) operates in a co-employment relationship with client businesses. Employee leasing establishments typically acquire and lease back some or all of the employees of their clients, and serve as the employer of record of the leased employees for payroll, benefits, and related purposes.

The 2001 CBP shows almost 1.34 million employees in employee leasing services (NAICS 561330), up from the approximately 1.25 million employees published in the 2000 CBP. Clearly, the employees are not classified in the

predominant industry of the client businesses. Also, leasing companies may pay these employees out of a single payroll office. This may result in the leasing company’s employment and payroll data being reported in the county where the payroll office is located, thus distorting the data for that county. In some cases, many thousands of employees may be paid from a single payroll office. Therefore, for geography purposes, we may publish employee-leasing establishments in the “statewide” category in states where such payroll offices are located, as these establishments service multiple counties.

## **COMPARABILITY WITH OTHER DATA**

### **Earlier County Business Patterns**

The comparability of data with previous County Business Patterns series may be affected by the following definitional changes:

- The change from a “reporting unit” concept to establishment based data in 1974
- The change in definition of “active” establishments in 1983
- The change in industrial classification definitions, the most recent occurring in 1998

A description of previous County Business Patterns publications is provided on the inside back cover.

### **1997 Economic Census**

Definitional and coverage differences may affect the direct comparison of 1997 Economic Census and County Business Patterns data. Definitions of an establishment, employment, and payroll are detailed in the introductory text of each publication.

The 1997 Economic Census generally uses respondent-reported data. The County Business Patterns uses administrative record data for small establishments. Although efforts are made to resolve significant differences in the data, differences are known to exist.

Some large companies report different activities at the same location as separate profit centers. The County Business Patterns program treats each profit center as a separate establishment. The 1997 Economic Census may combine the profit centers into one establishment. This results in establishment count differences.

### **DATA WITHHELD FROM PUBLICATION**

In accordance with U.S. Code, Title 13, Section 9, no data are published that would disclose the operations of an individual employer. However, the number of establishments in an industry classification and the distribution of these establishments by employment-size class are not considered to be disclosures, and so this information may be released even though other information is withheld from publications.



---

## RELIABILITY OF DATA

All data are tabulated from universe files and are not subject to sampling errors. However, the data are subject to nonsampling errors. Nonsampling errors can be attributed to many sources: inability to identify all cases in the universe; definition and classification difficulties; differences in interpretation of questions; errors in recording or coding the data obtained; and estimation of employers who reported too late to be included in the tabulations and for records with missing or misreported data.

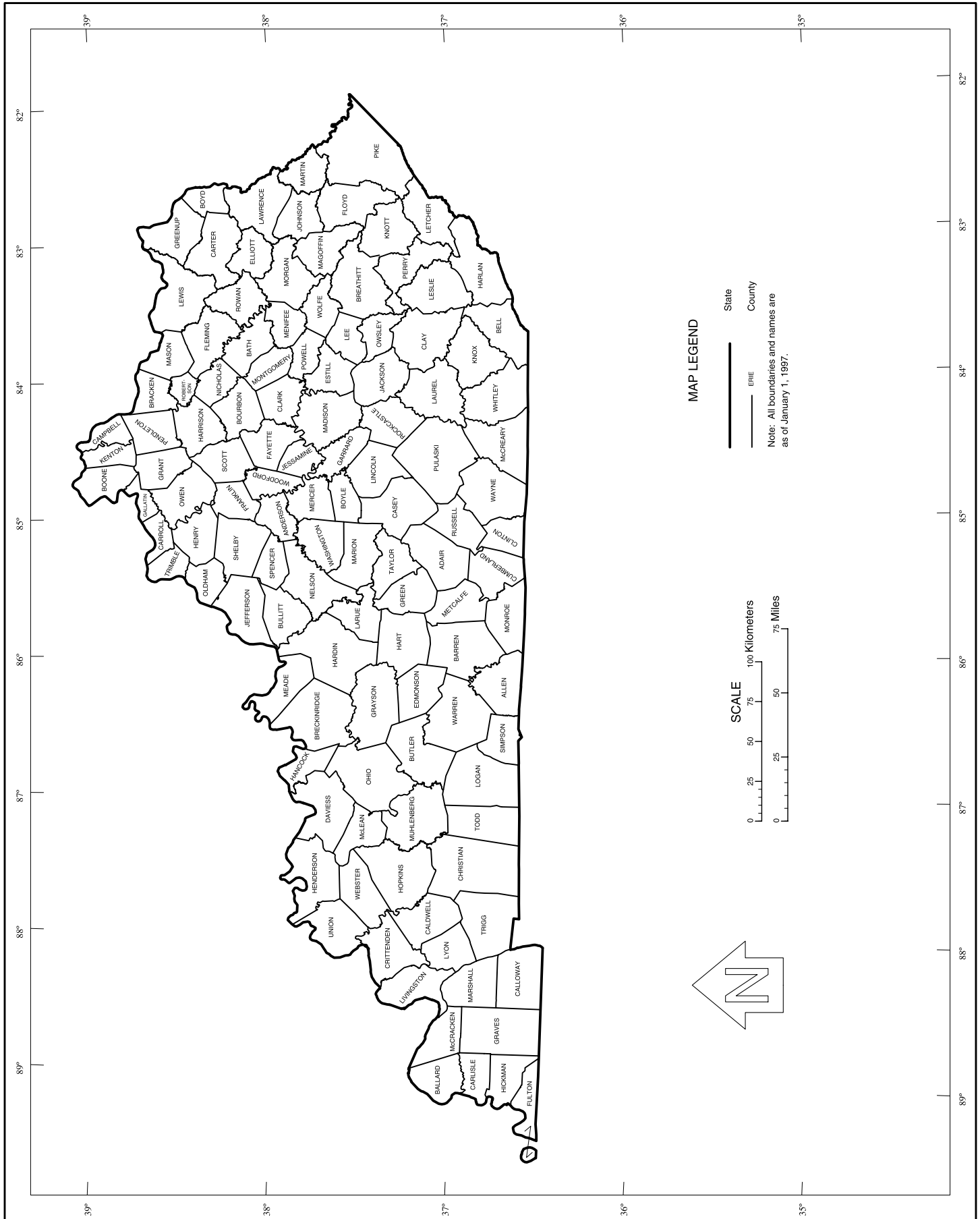
The accuracy of the data is determined by the joint effects of the various nonsampling errors. No direct measurement of these effects has been obtained; however, precautionary steps were taken in all phases of collection, processing, and tabulation to minimize the effects of nonsampling errors.

## ABBREVIATIONS AND SYMBOLS

The following abbreviations and symbols are used in this publication:

–	Represents zero.
A-C, E-M	Entered in place of employment data, represents an employment-size class as defined in the footnote of the tables.
(D)	Withheld to avoid disclosing data for individual companies; data are included in broader industry totals.
n.e.c.	Not elsewhere classified.
NAICS	North American Industry Classification System.

# County Business Patterns--Kentucky



**Table 1. The State—Establishments, Employees, and Payroll by Major Group: 2001 and 2000**

[Excludes most government employees, railroad employees, and self-employed persons. (D) denotes figures withheld to avoid disclosing data for individual companies; the data are included in broader industry totals. For explanation of terms, abbreviations, and data reliability/comparability, see introductory text]

NAICS code	Major group	2001				2000			
		Number of establishments	Number of employees for week including March 12	Payroll (\$1,000)		Number of establishments	Number of employees for week including March 12	Payroll (\$1,000)	
				First quarter	Annual			First quarter	Annual
	<b>Total .....</b>	<b>89 501</b>	<b>1 497 466</b>	<b>10 303 011</b>	<b>42 596 942</b>	<b>89 921</b>	<b>1 513 722</b>	<b>10 044 843</b>	<b>41 233 591</b>
<b>11</b>	<b>Forestry, fishing, hunting, and agriculture support .....</b>	<b>328</b>	<b>2 219</b>	<b>11 287</b>	<b>49 331</b>	<b>323</b>	<b>2 229</b>	<b>11 434</b>	<b>50 378</b>
113	Forestry and logging .....	179	(F)	(D)	(D)	179	(F)	(D)	(D)
114	Fishing, hunting & trapping .....	6	(B)	(D)	(D)	10	(B)	(D)	(D)
115	Agriculture & forestry support activities .....	143	1 286	7 947	35 843	134	1 239	7 677	33 895
<b>21</b>	<b>Mining .....</b>	<b>643</b>	<b>18 361</b>	<b>191 691</b>	<b>814 172</b>	<b>600</b>	<b>20 145</b>	<b>218 205</b>	<b>846 556</b>
211	Oil & gas extraction .....	80	611	6 042	24 328	82	747	5 883	27 251
212	Mining (except oil & gas) .....	397	15 684	169 329	717 467	381	17 611	195 958	757 420
213	Mining support activities .....	166	2 066	16 320	72 377	137	1 787	16 364	61 885
<b>22</b>	<b>Utilities .....</b>	<b>337</b>	<b>9 106</b>	<b>176 158</b>	<b>574 658</b>	<b>346</b>	<b>9 940</b>	<b>144 088</b>	<b>545 437</b>
221	Utilities .....	337	9 106	176 158	574 658	346	9 940	144 088	545 437
<b>23</b>	<b>Construction .....</b>	<b>9 037</b>	<b>82 964</b>	<b>577 704</b>	<b>2 693 383</b>	<b>9 414</b>	<b>85 359</b>	<b>572 810</b>	<b>2 590 730</b>
233	Building, developing & general contracting .....	2 541	20 644	148 603	663 546	2 608	20 223	142 190	623 436
234	Heavy construction .....	706	12 597	101 963	423 553	668	11 681	89 823	453 535
235	Special trade contractors .....	5 790	49 723	334 721	1 503 662	6 138	53 455	340 797	1 513 759
<b>31-33</b>	<b>Manufacturing .....</b>	<b>4 210</b>	<b>279 836</b>	<b>2 518 672</b>	<b>10 182 215</b>	<b>4 209</b>	<b>293 736</b>	<b>2 701 100</b>	<b>10 575 995</b>
311	Food mfg .....	265	22 563	157 877	656 671	260	21 554	155 428	629 142
312	Beverage & tobacco product mfg .....	54	4 643	43 627	174 579	53	5 628	55 390	204 623
313	Textile mills .....	35	1 621	11 213	41 162	32	1 661	10 597	42 631
314	Textile product mills .....	60	3 159	18 374	74 420	56	4 350	23 164	95 425
315	Apparel manufacturing .....	119	11 269	54 497	200 787	121	12 457	54 997	225 905
316	Leather & allied product mfg .....	8	389	2 006	7 497	8	409	2 225	8 358
321	Wood product mfg .....	423	12 486	70 470	276 222	446	13 243	66 443	285 405
322	Paper mfg .....	94	10 681	101 963	423 553	90	10 739	101 030	417 862
323	Printing & related support activities .....	396	14 232	117 988	455 450	409	14 028	118 050	462 328
324	Petroleum & coal products mfg .....	43	1 584	22 917	99 752	44	1 418	21 207	79 157
325	Chemical mfg .....	180	13 582	171 280	701 156	174	14 060	175 450	704 651
326	Plastics & rubber products mfg .....	212	21 369	159 283	647 748	213	22 302	164 573	661 831
327	Nonmetallic mineral product mfg .....	262	10 669	91 649	370 607	260	11 107	91 673	382 478
331	Primary metal mfg .....	101	15 032	161 687	606 124	100	16 579	165 521	646 180
332	Fabricated metal product mfg .....	739	26 981	218 650	880 096	734	27 829	223 416	905 687
333	Machinery mfg .....	366	22 218	201 637	810 854	376	24 399	218 904	874 978
334	Computer & electronic product mfg .....	70	8 194	114 149	486 449	67	9 759	189 898	523 402
335	Electrical equip, appliance & component mfg .....	79	14 118	124 497	508 493	82	16 230	153 902	595 552
336	Transportation equipment mfg .....	207	51 436	582 021	2 383 261	198	51 583	614 272	2 444 294
337	Furniture & related product mfg .....	213	6 465	40 919	166 982	206	6 737	39 546	163 757
339	Miscellaneous mfg .....	284	7 145	51 968	210 352	280	7 664	55 414	222 349
<b>42</b>	<b>Wholesale trade .....</b>	<b>4 803</b>	<b>73 595</b>	<b>646 808</b>	<b>2 616 416</b>	<b>4 939</b>	<b>73 604</b>	<b>615 785</b>	<b>2 536 378</b>
421	Wholesale trade, durable goods .....	3 109	41 019	367 918	1 491 464	3 192	40 469	349 290	1 438 331
422	Wholesale trade, nondurable goods .....	1 694	32 576	278 890	1 124 952	1 747	33 135	266 495	1 098 047
<b>44-45</b>	<b>Retail trade .....</b>	<b>16 852</b>	<b>221 103</b>	<b>937 444</b>	<b>3 933 864</b>	<b>16 988</b>	<b>221 110</b>	<b>915 364</b>	<b>3 804 094</b>
441	Motor vehicle & parts dealers .....	2 200	26 588	182 185	805 387	2 184	27 575	181 571	767 224
442	Furniture & home furnishing stores .....	909	6 826	33 743	136 700	891	6 923	33 770	137 590
443	Electronics & appliance stores .....	594	4 746	25 187	99 330	586	4 507	25 205	99 691
444	Bldg material & garden equip & supp dealers .....	1 636	18 551	109 171	457 274	1 621	19 487	110 327	451 492
445	Food & beverage stores .....	2 180	45 545	134 687	552 085	2 276	45 380	138 255	565 001
446	Health & personal care stores .....	1 182	13 170	66 576	293 296	1 187	12 297	62 328	263 258
447	Gasoline stations .....	2 349	20 319	62 906	254 465	2 420	20 389	62 503	254 850
448	Clothing & clothing accessories stores .....	1 780	15 151	48 074	191 603	1 795	15 271	45 252	185 618
451	Sporting goods, hobby, book & music stores .....	762	6 048	19 311	81 438	769	5 983	18 224	74 916
452	General merchandise stores .....	867	46 550	172 275	720 587	824	46 075	163 037	689 560
453	Miscellaneous store retailers .....	1 865	11 164	38 897	164 919	1 893	11 301	40 145	169 844
454	Nonstore retailers .....	528	6 445	44 432	176 780	542	5 922	34 747	145 050
<b>48-49</b>	<b>Transportation &amp; warehousing .....</b>	<b>2 990</b>	<b>66 627</b>	<b>632 260</b>	<b>2 686 520</b>	<b>3 021</b>	<b>67 314</b>	<b>488 001</b>	<b>2 119 037</b>
481	Air transportation .....	67	(J)	(D)	(D)	68	(J)	(D)	(D)
483	Water transportation .....	30	2 025	19 496	84 089	29	2 755	25 030	108 302
484	Truck transportation .....	2 143	22 179	159 429	675 130	2 183	22 554	163 043	686 682
485	Transit & ground passenger transportation .....	130	(G)	(D)	(D)	130	(G)	(D)	(D)
486	Pipeline transportation .....	52	(G)	(D)	(D)	52	(G)	(D)	(D)
487	Scenic & sightseeing transportation .....	17	(C)	(D)	(D)	18	(C)	(D)	(D)
488	Transportation support activities .....	308	6 543	46 825	196 756	308	5 651	38 635	164 337
492	Couriers & messengers .....	137	10 873	211 877	887 038	131	7 496	77 137	376 439
493	Warehousing & storage .....	106	(G)	(D)	(D)	102	(G)	(D)	(D)
<b>51</b>	<b>Information .....</b>	<b>1 525</b>	<b>30 838</b>	<b>256 453</b>	<b>988 186</b>	<b>1 480</b>	<b>29 861</b>	<b>240 359</b>	<b>989 270</b>
511	Publishing industries .....	312	8 995	67 231	262 350	310	9 247	69 758	271 986
512	Motion picture & sound recording industries .....	160	1 715	5 374	23 235	145	1 762	5 017	21 602
513	Broadcasting & telecommunications .....	889	16 436	153 595	597 309	865	15 122	137 098	567 693
514	Information & data processing services .....	164	3 692	30 253	105 292	160	3 730	28 486	127 989
<b>52</b>	<b>Finance &amp; insurance .....</b>	<b>5 616</b>	<b>65 166</b>	<b>627 144</b>	<b>2 359 882</b>	<b>5 690</b>	<b>63 962</b>	<b>576 925</b>	<b>2 149 257</b>
521	Monetary authorities - central bank .....	1	(C)	(D)	(D)	1	(C)	(D)	(D)
522	Credit intermediation & related activities .....	2 824	40 287	308 016	1 196 999	2 825	39 390	289 900	1 089 521
523	Security, commodity contracts & like activity .....	610	(H)	(D)	(D)	571	(H)	(D)	(D)
524	Insurance carriers & related activities .....	2 174	20 096	216 721	796 451	2 282	(J)	(D)	(D)
525	Funds, trusts, & other financial vehicles (part) .....	7	(B)	(D)	(D)	11	(B)	(D)	(D)
<b>53</b>	<b>Real estate &amp; rental &amp; leasing .....</b>	<b>3 288</b>	<b>18 397</b>	<b>107 845</b>	<b>450 976</b>	<b>3 257</b>	<b>19 187</b>	<b>109 321</b>	<b>453 169</b>
531	Real estate .....	2 376	9 894	57 207	241 052	2 309	9 874	52 720	221 413
532	Rental & leasing services .....	899	(I)	(D)	(D)	933	9 126	55 750	228 068
533	Lessors of other nonfinancial intangible asset .....	13	(C)	(D)	(D)	15	187	851	3 688

See footnotes at end of table.

**Table 1. The State—Establishments, Employees, and Payroll by Major Group: 2001 and 2000—Con.**

[Excludes most government employees, railroad employees, and self-employed persons. (D) denotes figures withheld to avoid disclosing data for individual companies; the data are included in broader industry totals. For explanation of terms, abbreviations, and data reliability/comparability, see introductory text]

NAICS code	Major group	2001				2000			
		Number of establishments	Number of employees for week including March 12	Payroll (\$1,000)		Number of establishments	Number of employees for week including March 12	Payroll (\$1,000)	
				First quarter	Annual			First quarter	Annual
<b>54</b>	<b>Professional, scientific &amp; technical services</b> .....	<b>7 271</b>	<b>56 400</b>	<b>452 255</b>	<b>1 930 604</b>	<b>7 173</b>	<b>54 483</b>	<b>422 849</b>	<b>1 826 788</b>
541	Professional, scientific & technical services .....	7 271	56 400	452 255	1 930 604	7 173	54 483	422 849	1 826 788
<b>55</b>	<b>Management of companies &amp; enterprises</b> .....	<b>564</b>	<b>26 986</b>	<b>462 052</b>	<b>1 723 844</b>	<b>618</b>	<b>27 526</b>	<b>474 527</b>	<b>1 841 041</b>
551	Management of companies & enterprises .....	564	26 986	462 052	1 723 844	618	27 526	474 527	1 841 041
<b>56</b>	<b>Admin, support, waste mgt, remediation services</b> .....	<b>3 702</b>	<b>74 841</b>	<b>329 455</b>	<b>1 398 158</b>	<b>3 609</b>	<b>81 575</b>	<b>325 740</b>	<b>1 411 417</b>
561	Administrative & support services .....	3 492	71 699	302 981	1 291 119	3 384	78 369	300 127	1 307 352
562	Waste management & remediation services .....	210	3 142	26 474	107 039	225	3 206	25 613	104 065
<b>61</b>	<b>Educational services</b> .....	<b>793</b>	<b>25 850</b>	<b>110 524</b>	<b>461 667</b>	<b>773</b>	<b>25 261</b>	<b>101 454</b>	<b>423 025</b>
611	Educational services .....	793	25 850	110 524	461 667	773	25 261	101 454	423 025
<b>62</b>	<b>Health care and social assistance</b> .....	<b>8 965</b>	<b>212 423</b>	<b>1 430 723</b>	<b>6 233 357</b>	<b>8 714</b>	<b>206 470</b>	<b>1 329 793</b>	<b>5 712 738</b>
621	Ambulatory health care services .....	6 282	64 001	559 747	2 627 805	6 075	61 011	514 192	2 380 404
622	Hospitals .....	136	82 933	608 750	2 521 630	144	81 591	576 923	2 341 432
623	Nursing & residential care facilities .....	646	37 407	169 645	692 287	636	37 201	154 161	637 986
624	Social assistance .....	1 901	28 082	92 581	391 635	1 859	26 667	84 517	352 916
<b>71</b>	<b>Arts, entertainment &amp; recreation</b> .....	<b>1 230</b>	<b>15 290</b>	<b>57 088</b>	<b>264 631</b>	<b>1 201</b>	<b>15 649</b>	<b>54 198</b>	<b>256 811</b>
711	Performing arts, spectator sports & related industries .....	309	3 996	22 303	98 488	283	4 119	21 563	100 549
712	Museums, historical sites & like institutions .....	67	939	4 176	17 896	67	871	3 438	15 327
713	Amusement, gambling & recreation industries .....	854	10 355	30 609	148 247	851	10 659	29 197	140 935
<b>72</b>	<b>Accommodation &amp; food services</b> .....	<b>6 609</b>	<b>137 195</b>	<b>355 007</b>	<b>1 518 009</b>	<b>6 592</b>	<b>136 151</b>	<b>339 780</b>	<b>1 456 168</b>
721	Accommodation .....	776	15 860	49 730	214 567	758	15 499	46 839	214 162
722	Food services & drinking places .....	5 833	121 335	305 277	1 303 442	5 834	120 652	292 941	1 242 006
<b>81</b>	<b>Other services (except public administration)</b> .....	<b>9 836</b>	<b>66 653</b>	<b>297 704</b>	<b>1 221 588</b>	<b>9 906</b>	<b>65 829</b>	<b>278 694</b>	<b>1 161 470</b>
811	Repair & maintenance .....	2 970	17 477	104 898	429 940	2 980	17 453	97 914	410 973
812	Personal & laundry services .....	2 274	16 040	67 233	277 387	2 340	15 852	63 631	268 098
813	Religious, grantmaking, civic, prof & like organizations .....	4 592	33 136	125 573	514 261	4 586	32 524	117 149	482 399
<b>95</b>	<b>Auxiliaries (exc corporate, subsidiary &amp; regional mgt)</b> .....	<b>258</b>	<b>12 713</b>	<b>121 692</b>	<b>479 771</b>	<b>216</b>	<b>13 233</b>	<b>120 721</b>	<b>458 430</b>
<b>99</b>	<b>Unclassified establishments</b> .....	<b>644</b>	<b>903</b>	<b>3 045</b>	<b>15 710</b>	<b>852</b>	<b>1 098</b>	<b>3 695</b>	<b>25 402</b>

Note: Employment-size classes are indicated as follows: A—0 to 19; B—20 to 99; C—100 to 249; E—250 to 499; F—500 to 999; G—1,000 to 2,499; H—2,500 to 4,999; I—5,000 to 9,999; J—10,000 to 24,999; K—25,000 to 49,999; L—50,000 to 99,999; M—100,000 or more.

**Table 2. The State—Employees, Payroll, and Establishments by Industry: 2001**

[Excludes most government employees, railroad employees, and self-employed persons. Size class 1 to 4 includes establishments with payroll, but no employees, during mid-March pay period. (D) denotes figures withheld to avoid disclosing data for individual companies; the data are included in broader industry totals. For explanation of terms, abbreviations, and data reliability/comparability, see introductory text]

NAICS code	Industry	Number of employees for week including March 12	Payroll (\$1,000)		Total number of establishments	Number of establishments by employment-size class								
			First quarter	Annual		1 to 4	5 to 9	10 to 19	20 to 49	50 to 99	100 to 249	250 to 499	500 to 999	1,000 or more
	<b>Total .....</b>	<b>1 497 466</b>	<b>10 303 011</b>	<b>42 596 942</b>	<b>89 501</b>	<b>45 014</b>	<b>18 753</b>	<b>12 098</b>	<b>8 352</b>	<b>2 791</b>	<b>1 769</b>	<b>501</b>	<b>154</b>	<b>69</b>
<b>11</b>	<b>Forestry, fishing, hunting, and agriculture support .....</b>	<b>2 219</b>	<b>11 287</b>	<b>49 331</b>	<b>328</b>	<b>211</b>	<b>63</b>	<b>27</b>	<b>20</b>	<b>6</b>	<b>1</b>	<b>-</b>	<b>-</b>	<b>-</b>
113	Forestry and logging .....	(F)	(D)	(D)	179	115	42	16	6	-	-	-	-	-
1131	Timber tract operations .....	(A)	(D)	(D)	1	1	-	-	-	-	-	-	-	-
11311	Timber tract operations .....	(A)	(D)	(D)	1	1	-	-	-	-	-	-	-	-
113110	Timber tract operations .....	(A)	(D)	(D)	1	1	-	-	-	-	-	-	-	-
1133	Logging .....	(F)	(D)	(D)	178	114	42	16	6	-	-	-	-	-
11331	Logging .....	(F)	(D)	(D)	178	114	42	16	6	-	-	-	-	-
113310	Logging .....	(F)	(D)	(D)	178	114	42	16	6	-	-	-	-	-
114	Fishing, hunting & trapping .....	(B)	(D)	(D)	6	4	-	1	1	-	-	-	-	-
1141	Fishing .....	(B)	(D)	(D)	2	1	-	-	1	-	-	-	-	-
11411	Fishing .....	(B)	(D)	(D)	2	1	-	-	1	-	-	-	-	-
114111	Finfish fishing .....	(B)	(D)	(D)	2	1	-	-	1	-	-	-	-	-
1142	Hunting & trapping .....	(A)	(D)	(D)	4	3	-	1	-	-	-	-	-	-
11421	Hunting & trapping .....	(A)	(D)	(D)	4	3	-	1	-	-	-	-	-	-
114210	Hunting & trapping .....	(A)	(D)	(D)	4	3	-	1	-	-	-	-	-	-
115	Agriculture & forestry support activities .....	1 286	7 947	35 843	143	92	21	10	13	6	1	-	-	-
1151	Crop production support activities .....	(C)	(D)	(D)	30	21	5	2	2	-	-	-	-	-
11511	Crop production support activities .....	(C)	(D)	(D)	30	21	5	2	2	-	-	-	-	-
115112	Soil preparation, planting, & cultivating ..	(B)	(D)	(D)	17	12	3	1	1	-	-	-	-	-
115113	Crop harvesting, primarily by machine ..	(A)	(D)	(D)	1	1	-	-	-	-	-	-	-	-
115114	Postharvest crop activities (exc ginning) ..	(A)	(D)	(D)	6	5	-	1	-	-	-	-	-	-
115115	Farm labor contractors & crew leaders ..	(B)	(D)	(D)	4	3	-	-	1	-	-	-	-	-
115116	Farm management services .....	(A)	(D)	(D)	2	-	2	-	-	-	-	-	-	-
1152	Animal production support activities .....	1 135	7 220	32 699	108	68	14	8	11	6	1	-	-	-
11521	Animal production support activities .....	1 135	7 220	32 699	108	68	14	8	11	6	1	-	-	-
115210	Animal production support activities .....	1 135	7 220	32 699	108	68	14	8	11	6	1	-	-	-
1153	Forestry support activities .....	(B)	(D)	(D)	5	3	2	-	-	-	-	-	-	-
11531	Forestry support activities .....	(B)	(D)	(D)	5	3	2	-	-	-	-	-	-	-
115310	Forestry support activities .....	(B)	(D)	(D)	5	3	2	-	-	-	-	-	-	-
<b>21</b>	<b>Mining .....</b>	<b>18 361</b>	<b>191 691</b>	<b>814 172</b>	<b>643</b>	<b>250</b>	<b>85</b>	<b>101</b>	<b>116</b>	<b>45</b>	<b>34</b>	<b>11</b>	<b>1</b>	<b>-</b>
211	Oil & gas extraction .....	611	6 042	24 328	80	47	15	10	6	2	-	-	-	-
2111	Oil & gas extraction .....	611	6 042	24 328	80	47	15	10	6	2	-	-	-	-
21111	Oil & gas extraction .....	611	6 042	24 328	80	47	15	10	6	2	-	-	-	-
211111	Crude petroleum & natural gas extraction ..	(F)	(D)	(D)	77	45	15	10	5	2	-	-	-	-
211112	Natural gas liquid extraction .....	(B)	(D)	(D)	3	2	-	-	1	-	-	-	-	-
212	Mining (except oil & gas) .....	15 684	169 329	717 467	397	112	45	72	88	37	32	10	1	-
2121	Coal mining .....	13 688	153 361	645 813	288	87	21	46	62	32	29	10	1	-
21211	Coal mining .....	13 688	153 361	645 813	288	87	21	46	62	32	29	10	1	-
212111	Bituminous coal & lignite surface mining .....	4 644	50 937	217 596	125	35	10	22	30	19	7	2	-	-
212112	Bituminous coal underground mining ...	9 044	102 424	428 217	163	52	11	24	32	13	22	8	1	-
2123	Nonmetallic mineral mining & quarrying .....	1 996	15 968	71 654	109	25	24	26	26	5	3	-	-	-
21231	Stone mining & quarrying .....	1 573	12 280	55 029	78	12	18	20	21	5	2	-	-	-
212311	Dimension stone mining & quarrying ..	(B)	(D)	(D)	6	3	-	2	1	-	-	-	-	-
212312	Crushed & broken limestone mining & quarrying ..	1 506	11 953	53 241	67	5	17	18	20	5	2	-	-	-
212313	Crushed & broken granite mining & quarrying ..	(A)	(D)	(D)	1	1	-	-	-	-	-	-	-	-
212319	Other crushed & broken stone mining & quarrying ..	(A)	(D)	(D)	4	3	1	-	-	-	-	-	-	-
21232	Sand, gravel, clay, refractory minerals mining .....	(E)	(D)	(D)	30	13	5	6	5	-	1	-	-	-
212321	Construction sand & gravel mining .....	(E)	(D)	(D)	26	12	5	5	3	-	1	-	-	-
212324	Kaolin & ball clay mining .....	(B)	(D)	(D)	2	-	-	-	2	-	-	-	-	-
212325	Clay & ceramic & refractory minerals mining .....	(A)	(D)	(D)	2	1	-	1	-	-	-	-	-	-
21239	Other nonmetallic mineral mining & quarrying ..	(A)	(D)	(D)	1	-	1	-	-	-	-	-	-	-
212399	All other nonmetallic mineral mining ....	(A)	(D)	(D)	1	-	1	-	-	-	-	-	-	-
213	Mining support activities .....	2 066	16 320	72 377	166	91	25	19	22	6	2	1	-	-
2131	Mining support activities .....	2 066	16 320	72 377	166	91	25	19	22	6	2	1	-	-
21311	Mining support activities .....	2 066	16 320	72 377	166	91	25	19	22	6	2	1	-	-
213111	Drilling oil & gas wells .....	264	2 016	8 368	35	18	10	4	2	1	-	-	-	-
213112	Oil & gas operations support activities ..	548	4 144	17 074	67	44	9	6	6	1	1	-	-	-
213113	Support activities for coal mining .....	1 229	9 982	46 068	58	25	5	8	14	4	1	1	-	-
213114	Support activities for metal mining .....	(A)	(D)	(D)	2	1	1	-	-	-	-	-	-	-
213115	Nonmetallic minerals support activity (exc fuels) ..	(A)	(D)	(D)	4	3	-	1	-	-	-	-	-	-
<b>22</b>	<b>Utilities .....</b>	<b>9 106</b>	<b>176 158</b>	<b>574 658</b>	<b>337</b>	<b>118</b>	<b>63</b>	<b>54</b>	<b>52</b>	<b>26</b>	<b>21</b>	<b>3</b>	<b>-</b>	<b>-</b>
221	Utilities .....	9 106	176 158	574 658	337	118	63	54	52	26	21	3	-	-
2211	Elec pwr generation, transmsn & distribution .....	7 710	160 890	506 805	215	66	20	40	45	23	18	3	-	-
22111	Electric power generation .....	1 847	39 618	123 861	21	1	1	2	3	7	7	-	-	-
221111	Hydroelectric power generation .....	(A)	(D)	(D)	1	1	-	-	-	-	-	-	-	-
221112	Fossil fuel electric power generation ....	(G)	(D)	(D)	20	-	1	2	3	7	7	-	-	-
22112	Electric pwr transmsn, control & distribution .....	5 863	121 272	382 944	194	65	19	38	42	16	11	3	-	-
221121	Electric bulk power transmission & control .....	(C)	(D)	(D)	7	3	-	2	1	-	1	-	-	-
221122	Electric power distribution .....	(I)	(D)	(D)	187	62	19	36	41	16	10	3	-	-
2212	Natural gas distribution .....	863	11 605	52 418	62	22	24	6	6	2	2	-	-	-
22121	Natural gas distribution .....	863	11 605	52 418	62	22	24	6	6	2	2	-	-	-
221210	Natural gas distribution .....	863	11 605	52 418	62	22	24	6	6	2	2	-	-	-

See footnotes at end of table.



















**Table 2. The State—Employees, Payroll, and Establishments by Industry: 2001—Con.**

[Excludes most government employees, railroad employees, and self-employed persons. Size class 1 to 4 includes establishments with payroll, but no employees, during mid-March pay period. (D) denotes figures withheld to avoid disclosing data for individual companies; the data are included in broader industry totals. For explanation of terms, abbreviations, and data reliability/comparability, see introductory text]

NAICS code	Industry	Number of employees for week including March 12	Payroll (\$1,000)		Total number of establishments	Number of establishments by employment-size class									
			First quarter	Annual		1 to 4	5 to 9	10 to 19	20 to 49	50 to 99	100 to 249	250 to 499	500 to 999	1,000 or more	
<b>31-33</b>	<b>Manufacturing—Con.</b>														
334	Computer & electronic product mfg—Con.														
3344	Semiconductor & oth electronic component mfg—Con.														
33441	Semiconductor & oth electronic component mfg .....	1 381	8 985	32 981	23	2	9	—	2	4	5	1	—	—	
334411	Electron tube mfg .....	(E)	(D)	(D)	2	—	—	—	—	—	2	—	—	—	
334412	Bare printed circuit board mfg .....	(C)	(D)	(D)	8	1	5	—	1	1	—	—	—	—	
334413	Semiconductor & related device mfg ...	(A)	(D)	(D)	1	—	1	—	—	—	—	—	—	—	
334415	Electronic resistor mfg .....	(C)	(D)	(D)	3	—	1	—	1	—	1	—	—	—	
334416	Electronic coil, transformer, oth inductor mfg .....	(A)	(D)	(D)	1	1	—	—	—	—	—	—	—	—	
334418	Printed circuit assembly (electronic assembly) mfg .....	537	3 596	13 864	3	—	—	—	—	—	2	1	—	—	
334419	Other electronic component mfg .....	(C)	(D)	(D)	5	—	2	—	—	3	—	—	—	—	
3345	Nav, measuring, medical, control instruments mfg .....	(F)	(D)	(D)	19	6	5	2	2	1	2	1	—	—	
33451	Nav, measuring, medical, control instruments mfg .....	(F)	(D)	(D)	19	6	5	2	2	1	2	1	—	—	
334510	Electromedical apparatus mfg .....	(A)	(D)	(D)	1	—	1	—	—	—	—	—	—	—	
334511	Search, detection & navigation instrument mfg .....	(A)	(D)	(D)	1	—	—	1	—	—	—	—	—	—	
334512	Automatic environmental control mfg ...	(C)	(D)	(D)	3	—	1	1	—	—	1	—	—	—	
334513	Industrial process control mfg .....	(E)	(D)	(D)	4	2	—	—	1	—	—	1	—	—	
334514	Total fluid meter & counting device mfg .	(C)	(D)	(D)	1	—	—	—	—	—	1	—	—	—	
334515	Electricity measuring, testing instrument mfg .....	(A)	(D)	(D)	3	1	2	—	—	—	—	—	—	—	
334516	Analytical laboratory instrument mfg ...	(C)	(D)	(D)	2	—	—	—	1	1	—	—	—	—	
334519	Other measuring & controlling device mfg .....	(A)	(D)	(D)	4	3	1	—	—	—	—	—	—	—	
3346	Mfg & reproducing magnetic & optical media .....	(A)	(D)	(D)	2	2	—	—	—	—	—	—	—	—	
33461	Mfg & reproducing magnetic & optical media .....	(A)	(D)	(D)	2	2	—	—	—	—	—	—	—	—	
334612	Prerecorded CD, tape, record reproducing .....	(A)	(D)	(D)	2	2	—	—	—	—	—	—	—	—	
335	Electrical equip, appliance & component mfg ..	14 118	124 497	508 493	79	13	13	7	9	8	7	12	8	2	
3351	Electric lighting equipment mfg .....	(G)	(D)	(D)	16	4	5	2	—	2	—	2	1	—	
33511	Electric lamp bulb & part mfg .....	(G)	(D)	(D)	5	—	1	1	—	—	—	2	1	—	
335110	Electric lamp bulb & part mfg .....	(G)	(D)	(D)	5	—	1	1	—	—	—	2	1	—	
33512	Lighting fixture mfg .....	(C)	(D)	(D)	11	4	4	1	—	2	—	—	—	—	
335121	Residential electric lighting fixture mfg ..	37	157	696	6	2	3	1	—	—	—	—	—	—	
335122	Commercial electric lighting fixture mfg .	(C)	(D)	(D)	4	1	1	—	—	2	—	—	—	—	
335129	Other lighting equipment mfg .....	(A)	(D)	(D)	1	1	—	—	—	—	—	—	—	—	
3352	Household appliance mfg .....	(H)	(D)	(D)	8	—	1	—	1	1	—	1	2	2	
33521	Small electrical appliance mfg .....	(F)	(D)	(D)	1	—	—	—	—	—	—	—	1	—	
335212	Household vacuum cleaner mfg .....	(F)	(D)	(D)	1	—	—	—	—	—	—	—	1	—	
33522	Major appliance mfg .....	(H)	(D)	(D)	7	—	1	—	1	1	—	1	1	2	
335221	Household cooking appliance mfg .....	(B)	(D)	(D)	2	—	1	—	1	—	—	—	—	—	
335222	Household refrigerator & freezer mfg ...	(G)	(D)	(D)	1	—	—	—	—	—	—	—	1	—	
335224	Household laundry equipment mfg .....	1 061	7 970	36 767	3	—	—	—	—	1	—	1	1	—	
335228	Other major household appliance mfg ..	(G)	(D)	(D)	1	—	—	—	—	—	—	—	—	1	
3353	Electrical equipment mfg .....	4 993	40 936	152 320	35	4	7	3	6	2	5	5	3	—	
33531	Electrical equipment mfg .....	4 993	40 936	152 320	35	4	7	3	6	2	5	5	3	—	
335311	Power, distribution, specialty transformer mfg .....	452	3 409	12 675	5	1	1	—	1	—	1	1	—	—	
335312	Motor & generator mfg .....	2 428	17 907	61 567	12	—	2	—	3	1	2	2	2	—	
335313	Switchgear & switchboard apparatus mfg .....	1 904	17 710	70 220	10	1	1	3	1	—	1	2	1	—	
335314	Relay & industrial control mfg .....	209	1 910	7 858	8	2	3	—	1	1	1	—	—	—	
3359	Other electrical equipment & component mfg .....	2 988	24 972	94 677	20	5	—	2	2	3	2	4	2	—	
33591	Battery mfg .....	(F)	(D)	(D)	2	—	—	—	—	—	1	—	1	—	
335911	Storage battery mfg .....	(F)	(D)	(D)	2	—	—	—	—	—	1	—	1	—	
33592	Communication & energy wire & cable mfg .....	1 835	16 038	61 551	7	1	—	1	—	—	—	4	1	—	
335929	Other communication & energy wire mfg .....	1 835	16 038	61 551	7	1	—	1	—	—	—	4	1	—	
33593	Wiring device mfg .....	(E)	(D)	(D)	5	2	—	—	1	1	1	—	—	—	
335931	Current-carrying wiring device mfg .....	(E)	(D)	(D)	3	—	—	—	1	1	1	—	—	—	
335932	Noncurrent-carrying wiring device mfg ..	(A)	(D)	(D)	2	2	—	—	—	—	—	—	—	—	
33599	All oth electrical equipment & component mfg .....	(C)	(D)	(D)	6	2	—	1	1	2	—	—	—	—	
335991	Carbon & graphite product mfg .....	(B)	(D)	(D)	1	—	—	—	—	1	—	—	—	—	
335999	All oth misc electrical equip & component mfg .....	97	786	3 149	5	2	—	1	1	1	—	—	—	—	
336	Transportation equipment mfg .....	51 436	582 021	2 383 261	207	40	17	13	25	20	39	34	15	4	
3361	Motor vehicle mfg .....	19 564	319 137	1 305 228	10	2	1	—	—	—	1	1	2	3	
33611	Automobile & light duty motor vehicle mfg .	(J)	(D)	(D)	9	1	1	—	—	—	1	1	2	3	
336111	Automobile mfg .....	(I)	(D)	(D)	6	1	—	—	—	—	1	1	2	1	
336112	Light truck & utility vehicle mfg .....	(I)	(D)	(D)	3	—	1	—	—	—	—	—	—	2	
33612	Heavy duty truck mfg .....	(A)	(D)	(D)	1	1	—	—	—	—	—	—	—	—	
336120	Heavy duty truck mfg .....	(A)	(D)	(D)	1	1	—	—	—	—	—	—	—	—	
3362	Motor vehicle body & trailer mfg .....	(G)	(D)	(D)	20	4	3	1	8	1	1	2	—	—	
33621	Motor vehicle body & trailer mfg .....	(G)	(D)	(D)	20	4	3	1	8	1	1	2	—	—	
336211	Motor vehicle body mfg .....	464	4 931	19 469	11	2	2	1	5	—	—	1	—	—	
336212	Truck trailer mfg .....	(F)	(D)	(D)	3	—	—	—	—	1	1	—	—	—	
336213	Motor home mfg .....	(A)	(D)	(D)	1	1	—	—	—	—	—	—	—	—	
336214	Travel trailer & camper mfg .....	(B)	(D)	(D)	5	1	1	—	3	—	—	—	—	—	

See footnotes at end of table.







**Table 2. The State—Employees, Payroll, and Establishments by Industry: 2001—Con.**

[Excludes most government employees, railroad employees, and self-employed persons. Size class 1 to 4 includes establishments with payroll, but no employees, during mid-March pay period. (D) denotes figures withheld to avoid disclosing data for individual companies; the data are included in broader industry totals. For explanation of terms, abbreviations, and data reliability/comparability, see introductory text.]

NAICS code	Industry	Number of employees for week including March 12	Payroll (\$1,000)		Total number of establishments	Number of establishments by employment-size class									
			First quarter	Annual		1 to 4	5 to 9	10 to 19	20 to 49	50 to 99	100 to 249	250 to 499	500 to 999	1,000 or more	
<b>42</b>	<b>Wholesale trade—Con.</b>														
421	Wholesale trade, durable goods—Con.														
4217	Hardware, plumb & heating equip & sup whsle—Con.														
42173	Warm air heating & AC equip & supplies whsle—Con.														
421730	Warm air heating & AC equip & supplies whsle .....	1 272	12 288	47 637	109	48	30	17	9	3	2	—	—	—	—
42174	Refrigeration equipment & supplies whsle .	240	1 896	8 984	17	5	6	2	3	1	—	—	—	—	—
421740	Refrigeration equipment & supplies whsle .....	240	1 896	8 984	17	5	6	2	3	1	—	—	—	—	—
4218	Machinery, equipment & supplies whsle ....	11 848	112 125	452 033	990	418	239	192	107	25	7	2	—	—	—
42181	Const & mining (exc petroleum) equip whsle .....	2 443	25 703	107 596	138	48	30	30	19	8	2	1	—	—	—
421810	Const & mining (exc petroleum) equip whsle .....	2 443	25 703	107 596	138	48	30	30	19	8	2	1	—	—	—
42182	Farm & garden machinery & equipment whsle .....	1 549	9 473	39 208	172	71	40	45	15	1	—	—	—	—	—
421820	Farm & garden machinery & equipment whsle .....	1 549	9 473	39 208	172	71	40	45	15	1	—	—	—	—	—
42183	Industrial machinery & equipment whsle ..	4 685	49 215	192 931	371	164	80	72	39	13	2	1	—	—	—
421830	Industrial machinery & equipment whsle .....	4 685	49 215	192 931	371	164	80	72	39	13	2	1	—	—	—
42184	Industrial supplies whsle .....	2 365	21 252	84 658	198	74	59	33	28	1	3	—	—	—	—
421840	Industrial supplies whsle .....	2 365	21 252	84 658	198	74	59	33	28	1	3	—	—	—	—
42185	Service establishment equip & supplies whsle .....	603	4 124	17 555	91	48	29	9	4	1	—	—	—	—	—
421850	Service establishment equip & supplies whsle .....	603	4 124	17 555	91	48	29	9	4	1	—	—	—	—	—
42186	Transportation equip, supplies (exc MV) whsle .....	203	2 358	10 085	20	13	1	3	2	1	—	—	—	—	—
421860	Transportation equip, supplies (exc MV) whsle .....	203	2 358	10 085	20	13	1	3	2	1	—	—	—	—	—
4219	Miscellaneous durable goods whsle .....	2 905	18 256	77 606	290	160	63	35	25	4	2	1	—	—	—
42191	Sporting & recreational goods & supply whsle .....	393	2 672	11 913	46	25	11	4	5	1	—	—	—	—	—
421910	Sporting & recreational goods & supply whsle .....	393	2 672	11 913	46	25	11	4	5	1	—	—	—	—	—
42192	Toy & hobby goods & supplies whsle .....	95	619	2 474	13	7	3	2	1	—	—	—	—	—	—
421920	Toy & hobby goods & supplies whsle .....	95	619	2 474	13	7	3	2	1	—	—	—	—	—	—
42193	Recyclable material whsle .....	1 526	9 877	41 842	123	54	26	21	17	3	2	—	—	—	—
421930	Recyclable material whsle .....	1 526	9 877	41 842	123	54	26	21	17	3	2	—	—	—	—
42194	Jewelry, watch, precious stone & metal whsle .....	175	1 054	4 189	25	16	4	3	2	—	—	—	—	—	—
421940	Jewelry, watch, precious stone & metal whsle .....	175	1 054	4 189	25	16	4	3	2	—	—	—	—	—	—
42199	Other miscellaneous durable goods whsle .....	716	4 034	17 188	83	58	19	5	—	—	1	—	—	—	—
421990	Other miscellaneous durable goods whsle .....	716	4 034	17 188	83	58	19	5	—	—	1	—	—	—	—
422	Wholesale trade, nondurable goods .....	32 576	278 890	1 124 952	1 694	738	346	275	214	68	37	12	3	1	—
4221	Paper & paper product whsle .....	1 540	16 412	65 373	128	60	24	25	12	5	2	—	—	—	—
42211	Printing & writing paper whsle .....	306	4 049	15 971	9	3	—	2	1	2	1	—	—	—	—
422110	Printing & writing paper whsle .....	306	4 049	15 971	9	3	—	2	1	2	1	—	—	—	—
42212	Stationery & office supplies whsle .....	642	5 804	22 409	82	41	21	16	3	—	1	—	—	—	—
422120	Stationery & office supplies whsle .....	642	5 804	22 409	82	41	21	16	3	—	1	—	—	—	—
42213	Industrial & personal service paper whsle .	592	6 559	26 993	37	16	3	7	8	3	—	—	—	—	—
422130	Industrial & personal service paper whsle .....	592	6 559	26 993	37	16	3	7	8	3	—	—	—	—	—
4222	Drugs & druggists' sundries whsle .....	2 228	29 913	106 011	68	24	12	10	10	8	2	2	—	—	—
42221	Drugs & druggists' sundries whsle .....	2 228	29 913	106 011	68	24	12	10	10	8	2	2	—	—	—
422210	Drugs & druggists' sundries whsle .....	2 228	29 913	106 011	68	24	12	10	10	8	2	2	—	—	—
4223	Apparel, piece goods & notions whsle .....	940	6 945	33 433	75	46	12	8	6	1	1	1	—	—	—
42231	Piece goods, notions & other dry goods whsle .....	(C)	(D)	(D)	17	10	3	2	2	—	—	—	—	—	—
422310	Piece goods, notions & other dry goods whsle .....	(C)	(D)	(D)	17	10	3	2	2	—	—	—	—	—	—
42232	Men's & boys' clothing & furnishings whsle .....	357	3 468	13 470	28	15	5	3	3	1	1	—	—	—	—
422320	Men's & boys' clothing & furnishings whsle .....	357	3 468	13 470	28	15	5	3	3	1	1	—	—	—	—
42233	Women's, children's, infants' clothing whsle .....	404	2 388	15 642	23	17	2	3	—	—	1	—	—	—	—
422330	Women's, children's, infants' clothing whsle .....	404	2 388	15 642	23	17	2	3	—	—	1	—	—	—	—
42234	Footwear whsle .....	(B)	(D)	(D)	7	4	2	—	1	—	—	—	—	—	—
422340	Footwear whsle .....	(B)	(D)	(D)	7	4	2	—	1	—	—	—	—	—	—
4224	Grocery & related product whsle .....	8 833	75 253	319 160	363	139	64	62	61	19	11	6	1	—	—
42241	General line grocery whsle .....	1 907	18 246	82 087	37	15	7	2	5	3	2	2	1	—	—
422410	General line grocery whsle .....	1 907	18 246	82 087	37	15	7	2	5	3	2	2	1	—	—
42242	Packaged frozen food whsle .....	1 414	12 144	51 683	40	14	5	9	4	4	3	1	—	—	—
422420	Packaged frozen food whsle .....	1 414	12 144	51 683	40	14	5	9	4	4	3	1	—	—	—
42243	Dairy product (exc dried or canned) whsle .....	494	3 860	16 824	44	13	13	9	8	1	—	—	—	—	—
422430	Dairy product (exc dried or canned) whsle .....	494	3 860	16 824	44	13	13	9	8	1	—	—	—	—	—
42244	Poultry & poultry product whsle .....	159	1 080	4 660	13	3	4	5	—	1	—	—	—	—	—
422440	Poultry & poultry product whsle .....	159	1 080	4 660	13	3	4	5	—	1	—	—	—	—	—
42245	Confectionery whsle .....	218	1 363	5 506	27	14	5	5	3	—	—	—	—	—	—
422450	Confectionery whsle .....	218	1 363	5 506	27	14	5	5	3	—	—	—	—	—	—
42246	Fish & seafood whsle .....	137	627	2 708	11	6	1	2	1	1	—	—	—	—	—
422460	Fish & seafood whsle .....	137	627	2 708	11	6	1	2	1	1	—	—	—	—	—
42247	Meat & meat product whsle .....	624	4 094	17 793	31	7	6	8	7	3	—	—	—	—	—
422470	Meat & meat product whsle .....	624	4 094	17 793	31	7	6	8	7	3	—	—	—	—	—
42248	Fresh fruit & vegetable whsle .....	770	5 287	23 434	45	21	6	6	8	3	1	—	—	—	—
422480	Fresh fruit & vegetable whsle .....	770	5 287	23 434	45	21	6	6	8	3	1	—	—	—	—

See footnotes at end of table.





**Table 2. The State—Employees, Payroll, and Establishments by Industry: 2001—Con.**

[Excludes most government employees, railroad employees, and self-employed persons. Size class 1 to 4 includes establishments with payroll, but no employees, during mid-March pay period. (D) denotes figures withheld to avoid disclosing data for individual companies; the data are included in broader industry totals. For explanation of terms, abbreviations, and data reliability/comparability, see introductory text]

NAICS code	Industry	Number of employees for week including March 12	Payroll (\$1,000)		Total number of establishments	Number of establishments by employment-size class										
			First quarter	Annual		1 to 4	5 to 9	10 to 19	20 to 49	50 to 99	100 to 249	250 to 499	500 to 999	1,000 or more		
<b>44-45</b>	<b>Retail trade—Con.</b>															
451	Sporting goods, hobby, book & music stores—Con.															
4512	Book, periodical & music stores .....	2 355	6 714	27 612	256	106	84	40	19	7	—	—	—	—	—	
45121	Book stores & news dealers .....	1 733	5 043	21 333	168	74	43	28	17	6	—	—	—	—	—	
451211	Book stores .....	1 671	4 813	20 448	158	68	41	27	16	6	—	—	—	—	—	
451212	News dealers & newsstands .....	62	230	885	10	6	2	1	1	—	—	—	—	—	—	
45122	Prerecorded tape, CD & record stores .....	622	1 671	6 279	88	32	41	12	2	1	—	—	—	—	—	
451220	Prerecorded tape, CD & record stores ..	622	1 671	6 279	88	32	41	12	2	1	—	—	—	—	—	
452	General merchandise stores .....	46 550	172 275	720 587	867	173	367	53	71	56	84	59	4	—	—	
4521	Department stores .....	26 674	99 476	417 076	164	1	—	—	3	50	77	31	2	—	—	
45211	Department stores .....	26 674	99 476	417 076	164	1	—	—	3	50	77	31	2	—	—	
452110	Department stores .....	26 674	99 476	417 076	164	1	—	—	3	50	77	31	2	—	—	
4529	Other general merchandise stores .....	19 876	72 799	303 511	703	172	367	53	68	6	7	28	2	—	—	
45291	Warehouse clubs & superstores .....	(J)	(D)	(D)	38	2	—	—	—	1	5	28	2	—	—	
452910	Warehouse clubs & superstores .....	(J)	(D)	(D)	38	2	—	—	—	1	5	28	2	—	—	
45299	All other general merchandise stores .....	(I)	(D)	(D)	665	170	367	53	68	5	2	—	—	—	—	
452990	All other general merchandise stores .....	(I)	(D)	(D)	665	170	367	53	68	5	2	—	—	—	—	
453	Miscellaneous store retailers .....	11 164	38 897	164 919	1 865	1 076	489	210	78	9	3	—	—	—	—	
4531	Florists .....	1 905	5 680	23 834	406	263	106	30	6	—	1	—	—	—	—	
45311	Florists .....	1 905	5 680	23 834	406	263	106	30	6	—	1	—	—	—	—	
453110	Florists .....	1 905	5 680	23 834	406	263	106	30	6	—	1	—	—	—	—	
4532	Office supplies, stationery & gift stores .....	3 491	11 552	45 548	458	221	127	61	46	3	—	—	—	—	—	
45321	Office supplies & stationery stores .....	1 244	6 181	23 249	89	30	17	7	34	1	—	—	—	—	—	
453210	Office supplies & stationery stores .....	1 244	6 181	23 249	89	30	17	7	34	1	—	—	—	—	—	
45322	Gift, novelty & souvenir stores .....	2 247	5 371	22 299	369	191	110	54	12	2	—	—	—	—	—	
453220	Gift, novelty & souvenir stores .....	2 247	5 371	22 299	369	191	110	54	12	2	—	—	—	—	—	
4533	Used merchandise stores .....	1 535	4 304	18 595	274	170	63	31	6	4	—	—	—	—	—	
45331	Used merchandise stores .....	1 535	4 304	18 595	274	170	63	31	6	4	—	—	—	—	—	
453310	Used merchandise stores .....	1 535	4 304	18 595	274	170	63	31	6	4	—	—	—	—	—	
4539	Other miscellaneous store retailers .....	4 233	17 361	76 942	727	422	193	88	20	2	2	—	—	—	—	
45391	Pet & pet supplies stores .....	646	1 902	8 625	83	34	25	18	6	—	—	—	—	—	—	
453910	Pet & pet supplies stores .....	646	1 902	8 625	83	34	25	18	6	—	—	—	—	—	—	
45392	Art dealers .....	145	505	2 170	43	34	7	2	—	—	—	—	—	—	—	
453920	Art dealers .....	145	505	2 170	43	34	7	2	—	—	—	—	—	—	—	
45393	Manufactured (mobile) home dealers .....	1 234	7 298	31 272	190	87	63	32	8	—	—	—	—	—	—	
453930	Manufactured (mobile) home dealers .....	1 234	7 298	31 272	190	87	63	32	8	—	—	—	—	—	—	
45399	All other miscellaneous store retailers .....	2 208	7 656	34 875	411	267	98	36	6	2	2	—	—	—	—	
453991	Tobacco stores .....	1 174	3 432	15 377	178	113	43	15	4	1	2	—	—	—	—	
453998	All other misc store retailers (exc tobacco) .....	1 034	4 224	19 498	233	154	55	21	2	1	—	—	—	—	—	
454	Nonstore retailers .....	6 445	44 432	176 780	528	278	137	54	46	9	1	1	1	1	1	
4541	Electronic shopping & mail-order houses .....	2 804	22 099	88 394	105	61	18	9	12	3	—	—	1	1	1	
45411	Electronic shopping & mail-order houses ..	2 804	22 099	88 394	105	61	18	9	12	3	—	—	1	1	1	
454110	Electronic shopping & mail-order houses ..	2 804	22 099	88 394	105	61	18	9	12	3	—	—	1	1	1	
4542	Vending machine operators .....	1 515	8 470	33 134	101	50	22	14	8	5	1	1	—	—	—	
45421	Vending machine operators .....	1 515	8 470	33 134	101	50	22	14	8	5	1	1	—	—	—	
454210	Vending machine operators .....	1 515	8 470	33 134	101	50	22	14	8	5	1	1	—	—	—	
4543	Direct selling establishments .....	2 126	13 863	55 252	322	167	97	31	26	1	—	—	—	—	—	
45431	Fuel dealers .....	997	6 721	26 221	157	68	64	18	7	—	—	—	—	—	—	
454311	Heating oil dealers .....	137	739	3 120	22	14	2	4	2	—	—	—	—	—	—	
454312	Liquified petroleum gas (bottled gas) dealers .....	848	5 943	22 945	130	50	61	14	5	—	—	—	—	—	—	
454319	Other fuel dealers .....	12	39	156	5	4	1	—	—	—	—	—	—	—	—	
45439	Other direct selling establishments .....	1 129	7 142	29 031	165	99	33	13	19	1	—	—	—	—	—	
454390	Other direct selling establishments .....	1 129	7 142	29 031	165	99	33	13	19	1	—	—	—	—	—	
<b>48-49</b>	<b>Transportation &amp; warehousing .....</b>	<b>66 627</b>	<b>632 260</b>	<b>2 686 520</b>	<b>2 990</b>	<b>1 730</b>	<b>465</b>	<b>356</b>	<b>275</b>	<b>94</b>	<b>48</b>	<b>13</b>	<b>2</b>	<b>7</b>		
481	Air transportation .....	(J)	(D)	(D)	67	22	13	7	13	7	2	—	—	3		
4811	Scheduled air transportation .....	(J)	(D)	(D)	44	9	8	6	11	5	2	—	—	3		
48111	Scheduled air transportation .....	(J)	(D)	(D)	44	9	8	6	11	5	2	—	—	3		
481111	Scheduled passenger air transportation ..	(J)	(D)	(D)	35	6	6	5	9	5	2	—	—	2		
481112	Scheduled freight air transportation .....	(I)	(D)	(D)	9	3	2	1	2	—	—	—	—	1		
4812	Nonscheduled air transportation .....	(C)	(D)	(D)	23	13	5	1	2	2	—	—	—	—		
48121	Nonscheduled air transportation .....	(C)	(D)	(D)	23	13	5	1	2	2	—	—	—	—		
481211	Nonscheduled chartered passenger air trans .....	(C)	(D)	(D)	19	12	4	1	—	2	—	—	—	—		
481212	Nonscheduled chartered freight air trans .....	(B)	(D)	(D)	2	—	1	—	1	—	—	—	—	—		
481219	Other nonscheduled air transportation ..	(B)	(D)	(D)	2	1	—	—	1	—	—	—	—	—		
483	Water transportation .....	2 025	19 496	84 089	30	7	4	1	8	2	6	2	—	—		
4831	Deep sea, coastal & Great Lakes water trans .....	65	724	2 761	8	4	2	—	2	—	—	—	—	—		
48311	Deep sea, coastal & Great Lakes water trans .....	65	724	2 761	8	4	2	—	2	—	—	—	—	—		
483111	Deep sea freight transportation .....	(A)	(D)	(D)	3	2	1	—	—	—	—	—	—	—		
483112	Deep sea passenger transportation .....	(A)	(D)	(D)	1	1	—	—	—	—	—	—	—	—		
483113	Coastal & Great Lakes freight transportation .....	(B)	(D)	(D)	4	1	1	—	2	—	—	—	—	—		
4832	Inland water transportation .....	1 960	18 772	81 328	22	3	2	1	6	2	6	2	—	—		
48321	Inland water transportation .....	1 960	18 772	81 328	22	3	2	1	6	2	6	2	—	—		
483211	Inland water freight transportation .....	(G)	(D)	(D)	19	2	1	1	5	2	6	2	—	—		
483212	Inland water passenger transportation ..	(B)	(D)	(D)	3	1	1	—	1	—	—	—	—	—		

See footnotes at end of table.

**Table 2. The State—Employees, Payroll, and Establishments by Industry: 2001—Con.**

[Excludes most government employees, railroad employees, and self-employed persons. Size class 1 to 4 includes establishments with payroll, but no employees, during mid-March pay period. (D) denotes figures withheld to avoid disclosing data for individual companies; the data are included in broader industry totals. For explanation of terms, abbreviations, and data reliability/comparability, see introductory text]

NAICS code	Industry	Number of employees for week including March 12	Payroll (\$1,000)		Total number of establishments	Number of establishments by employment-size class								
			First quarter	Annual		1 to 4	5 to 9	10 to 19	20 to 49	50 to 99	100 to 249	250 to 499	500 to 999	1,000 or more
<b>48-49</b>	<b>Transportation &amp; warehousing—Con.</b>													
484	Truck transportation .....	22 179	159 429	675 130	2 143	1 361	301	235	167	50	23	4	2	—
4841	General freight trucking .....	13 340	101 358	419 610	963	589	114	115	94	29	16	4	2	—
48411	General freight trucking, local .....	2 139	11 915	51 542	408	306	38	36	22	6	—	—	—	—
484110	General freight trucking, local .....	2 139	11 915	51 542	408	306	38	36	22	6	—	—	—	—
48412	General freight trucking, long-distance .....	11 201	89 443	368 068	555	283	76	79	72	23	16	4	2	—
484121	General freight trucking, long-distance, TL .....	7 652	56 064	228 876	452	249	69	64	44	13	9	2	2	—
484122	General freight trucking, long-distance, LTL .....	3 549	33 379	139 192	103	34	7	15	28	10	7	2	—	—
4842	Specialized freight trucking .....	8 839	58 071	255 520	1 180	772	187	120	73	21	7	—	—	—
48421	Used household & office goods moving .....	1 376	8 628	36 158	100	39	19	19	18	4	1	—	—	—
484210	Used household & office goods moving .....	1 376	8 628	36 158	100	39	19	19	18	4	1	—	—	—
48422	Specialized freight (exc used) trucking, local .....	5 131	29 681	139 041	895	638	134	72	35	14	2	—	—	—
484220	Specialized freight (exc used) trucking, local .....	5 131	29 681	139 041	895	638	134	72	35	14	2	—	—	—
48423	Specialized freight (exc used) trucking, LDist .....	2 332	19 762	80 321	185	95	34	29	20	3	4	—	—	—
484230	Specialized freight (exc used) trucking, LDist .....	2 332	19 762	80 321	185	95	34	29	20	3	4	—	—	—
485	Transit & ground passenger transportation .....	(G)	(D)	(D)	130	53	33	24	10	7	3	—	—	—
4851	Urban transit systems .....	(B)	(D)	(D)	3	2	—	—	—	1	—	—	—	—
48511	Urban transit systems .....	(B)	(D)	(D)	3	2	—	—	—	1	—	—	—	—
485111	Mixed mode transit systems .....	(B)	(D)	(D)	1	—	—	—	—	1	—	—	—	—
485113	Bus & other motor vehicle transit systems .....	(A)	(D)	(D)	2	2	—	—	—	—	—	—	—	—
4852	Interurban & rural bus transportation .....	(C)	(D)	(D)	4	—	1	2	—	1	—	—	—	—
48521	Interurban & rural bus transportation .....	(C)	(D)	(D)	4	—	1	2	—	1	—	—	—	—
485210	Interurban & rural bus transportation .....	(C)	(D)	(D)	4	—	1	2	—	1	—	—	—	—
4853	Taxi & limousine service .....	(F)	(D)	(D)	64	33	15	9	5	1	1	—	—	—
48531	Taxi service .....	(E)	(D)	(D)	45	26	10	5	3	—	1	—	—	—
485310	Taxi service .....	(E)	(D)	(D)	45	26	10	5	3	—	1	—	—	—
48532	Limousine service .....	(C)	(D)	(D)	19	7	5	4	2	1	—	—	—	—
485320	Limousine service .....	(C)	(D)	(D)	19	7	5	4	2	1	—	—	—	—
4854	School & employee bus transportation .....	(E)	(D)	(D)	13	3	4	3	1	1	1	—	—	—
48541	School & employee bus transportation .....	(E)	(D)	(D)	13	3	4	3	1	1	1	—	—	—
485410	School & employee bus transportation .....	(E)	(D)	(D)	13	3	4	3	1	1	1	—	—	—
4855	Charter bus industry .....	(C)	(D)	(D)	11	2	2	4	2	1	—	—	—	—
48551	Charter bus industry .....	(C)	(D)	(D)	11	2	2	4	2	1	—	—	—	—
485510	Charter bus industry .....	(C)	(D)	(D)	11	2	2	4	2	1	—	—	—	—
4859	Oth transit & ground passenger transportation .....	(F)	(D)	(D)	35	13	11	6	2	2	1	—	—	—
48599	Oth transit & ground passenger transportation .....	(F)	(D)	(D)	35	13	11	6	2	2	1	—	—	—
485991	Special needs transportation .....	(E)	(D)	(D)	27	10	8	5	2	1	1	—	—	—
485999	All other transit & ground passenger trans .....	(C)	(D)	(D)	8	3	3	1	—	1	—	—	—	—
486	Pipeline transportation .....	(G)	(D)	(D)	52	14	13	15	8	1	—	1	—	—
4861	Pipeline transportation of crude oil .....	(A)	(D)	(D)	4	2	2	—	—	—	—	—	—	—
48611	Pipeline transportation of crude oil .....	(A)	(D)	(D)	4	2	2	—	—	—	—	—	—	—
486110	Pipeline transportation of crude oil .....	(A)	(D)	(D)	4	2	2	—	—	—	—	—	—	—
4862	Pipeline transportation of natural gas .....	(G)	(D)	(D)	45	10	11	15	7	1	—	1	—	—
48621	Pipeline transportation of natural gas .....	(G)	(D)	(D)	45	10	11	15	7	1	—	1	—	—
486210	Pipeline transportation of natural gas .....	(G)	(D)	(D)	45	10	11	15	7	1	—	1	—	—
4869	Other pipeline transportation .....	(B)	(D)	(D)	3	2	—	—	1	—	—	—	—	—
48691	Pipeline trans of refined petroleum products .....	(B)	(D)	(D)	2	1	—	—	1	—	—	—	—	—
486910	Pipeline trans of refined petroleum products .....	(B)	(D)	(D)	2	1	—	—	1	—	—	—	—	—
48699	All other pipeline transportation .....	(A)	(D)	(D)	1	1	—	—	—	—	—	—	—	—
486990	All other pipeline transportation .....	(A)	(D)	(D)	1	1	—	—	—	—	—	—	—	—
487	Scenic & sightseeing transportation .....	(C)	(D)	(D)	17	11	2	1	2	1	—	—	—	—
4871	Scenic & sightseeing transportation, land .....	(A)	(D)	(D)	9	8	1	—	—	—	—	—	—	—
48711	Scenic & sightseeing transportation, land .....	(A)	(D)	(D)	9	8	1	—	—	—	—	—	—	—
487110	Scenic & sightseeing transportation, land .....	(A)	(D)	(D)	9	8	1	—	—	—	—	—	—	—
4872	Scenic & sightseeing transportation, water .....	(C)	(D)	(D)	8	3	1	1	2	1	—	—	—	—
48721	Scenic & sightseeing transportation, water .....	(C)	(D)	(D)	8	3	1	1	2	1	—	—	—	—
487210	Scenic & sightseeing transportation, water .....	(C)	(D)	(D)	8	3	1	1	2	1	—	—	—	—
488	Transportation support activities .....	6 543	46 825	196 756	308	156	61	40	28	12	5	5	—	1
4881	Air transportation support activities .....	919	7 119	33 283	38	19	6	4	5	2	1	1	—	—
48811	Airport operations .....	(F)	(D)	(D)	20	8	4	2	2	2	1	1	—	—
488119	Other airport operations .....	(F)	(D)	(D)	20	8	4	2	2	2	1	1	—	—
48819	Other air transportation support activities .....	(C)	(D)	(D)	18	11	2	2	3	—	—	—	—	—
488190	Other air transportation support activities .....	(C)	(D)	(D)	18	11	2	2	3	—	—	—	—	—
4882	Rail transportation support activities .....	1 086	8 538	28 869	20	6	2	4	2	3	2	1	—	—
48821	Rail transportation support activities .....	1 086	8 538	28 869	20	6	2	4	2	3	2	1	—	—
488210	Rail transportation support activities .....	1 086	8 538	28 869	20	6	2	4	2	3	2	1	—	—
4883	Water transportation support activities .....	(F)	(D)	(D)	28	11	4	5	4	2	1	1	—	—
48831	Port & harbor operations .....	(B)	(D)	(D)	2	—	—	1	1	—	—	—	—	—
488310	Port & harbor operations .....	(B)	(D)	(D)	2	—	—	1	1	—	—	—	—	—
48832	Marine cargo handling .....	(C)	(D)	(D)	10	4	—	3	2	1	—	—	—	—
488320	Marine cargo handling .....	(C)	(D)	(D)	10	4	—	3	2	1	—	—	—	—
48833	Navigational services to shipping .....	287	2 285	9 349	9	4	1	1	1	1	1	—	—	—
488330	Navigational services to shipping .....	287	2 285	9 349	9	4	1	1	1	1	1	—	—	—

See footnotes at end of table.





**Table 2. The State—Employees, Payroll, and Establishments by Industry: 2001—Con.**

[Excludes most government employees, railroad employees, and self-employed persons. Size class 1 to 4 includes establishments with payroll, but no employees, during mid-March pay period. (D) denotes figures withheld to avoid disclosing data for individual companies; the data are included in broader industry totals. For explanation of terms, abbreviations, and data reliability/comparability, see introductory text]

NAICS code	Industry	Number of employees for week including March 12	Payroll (\$1,000)		Total number of establishments	Number of establishments by employment-size class											
			First quarter	Annual		1 to 4	5 to 9	10 to 19	20 to 49	50 to 99	100 to 249	250 to 499	500 to 999	1,000 or more			
<b>52</b>	<b>Finance &amp; insurance—Con.</b>																
524	Insurance carriers & related activities . . . . .	20 096	216 721	796 451	2 174	1 481	408	142	89	28	15	8	2	1			
5241	Insurance carriers . . . . .	9 456	121 033	422 217	402	200	74	49	44	17	12	5					
52411	Direct life, health, medical insurance carriers . . . . .	7 027	93 136	315 795	206	87	39	25	29	12	10	3					
524113	Direct life insurance carriers . . . . .	3 083	45 327	149 751	148	60	30	21	24	7	4	2					
524114	Direct health & medical insurance carriers . . . . .	3 944	47 809	166 044	58	27	9	4	5	5	6	1					
52412	Other direct insurance carriers . . . . .	(G)	(D)	(D)	191	109	35	23	15	5	2	2					
524126	Direct property & casualty insurance carriers . . . . .	2 270	25 584	99 120	167	94	29	21	15	4	2	2					
524127	Direct title insurance carriers . . . . .	136	1 076	4 784	21	12	6	2		1							
524128	All other direct insurance carriers . . . . .	(A)	(D)	(D)	3	3											
52413	Reinsurance carriers . . . . .	(A)	(D)	(D)	5	4		1									
524130	Reinsurance carriers . . . . .	(A)	(D)	(D)	5	4		1									
5242	Agencies & other insurance related activities . . . . .	10 640	95 688	374 234	1 772	1 281	334	93	45	11	3	3	2				
52421	Insurance agencies & brokerages . . . . .	7 812	65 568	263 715	1 627	1 194	307	83	32	7	2	2					
524210	Insurance agencies & brokerages . . . . .	7 812	65 568	263 715	1 627	1 194	307	83	32	7	2	2					
52429	Other insurance related activities . . . . .	2 828	30 120	110 519	145	87	27	10	13	4	1	1	2				
524291	Claims adjusting . . . . .	980	9 875	34 622	58	35	10	6	5	1							
524292	Insurance & pension funds, third party admin . . . . .	1 592	15 451	62 706	58	33	12	3	6	1	1	1	1				
524298	All other insurance related activities . . . . .	256	4 794	13 191	29	19	5	1	2	2							
525	Funds, trusts, & other financial vehicles (part) . . . . .	(B)	(D)	(D)	7	3	1	2	1								
5259	Other investment pools & funds . . . . .	(B)	(D)	(D)	7	3	1	2	1								
52591	Open-end investment funds . . . . .	(A)	(D)	(D)	1	1											
525910	Open-end investment funds . . . . .	(A)	(D)	(D)	1	1											
52593	Real estate investment trusts . . . . .	(B)	(D)	(D)	5	1	1	2	1								
525930	Real estate investment trusts . . . . .	(B)	(D)	(D)	5	1	1	2	1								
52599	Other financial vehicles . . . . .	(A)	(D)	(D)	1	1											
525990	Other financial vehicles . . . . .	(A)	(D)	(D)	1	1											
<b>53</b>	<b>Real estate &amp; rental &amp; leasing</b> . . . . .	<b>18 397</b>	<b>107 845</b>	<b>450 976</b>	<b>3 288</b>	<b>2 193</b>	<b>676</b>	<b>274</b>	<b>111</b>	<b>24</b>	<b>8</b>	<b>2</b>					
531	Real estate . . . . .	9 894	57 207	241 052	2 376	1 810	379	122	54	7	3	1					
5311	Lessors of real estate . . . . .	4 982	25 508	105 394	1 167	866	205	59	31	5	1						
53111	Lessors of residential buildings & dwellings . . . . .	2 833	12 328	52 264	621	433	128	40	17	3							
531110	Lessors of residential buildings & dwellings . . . . .	2 833	12 328	52 264	621	433	128	40	17	3							
53112	Lessors of nonres bldg (exc miniwarehouses) . . . . .	1 405	8 995	34 835	330	251	51	16	10	2							
531120	Lessors of nonres bldg (exc miniwarehouses) . . . . .	1 405	8 995	34 835	330	251	51	16	10	2							
53113	Lessors of miniwarehouses & self storage units . . . . .	322	1 357	6 140	84	74	7	1	1		1						
531130	Lessors of miniwarehouses & self storage units . . . . .	322	1 357	6 140	84	74	7	1	1		1						
53119	Lessors of other real estate property . . . . .	422	2 828	12 155	132	108	19	2	3								
531190	Lessors of other real estate property . . . . .	422	2 828	12 155	132	108	19	2	3								
5312	Offices of real estate agents & brokers . . . . .	1 890	11 423	51 046	683	574	75	27	7								
53121	Offices of real estate agents & brokers . . . . .	1 890	11 423	51 046	683	574	75	27	7								
531210	Offices of real estate agents & brokers . . . . .	1 890	11 423	51 046	683	574	75	27	7								
5313	Activities related to real estate . . . . .	3 022	20 276	84 612	526	370	99	36	16	2	2	1					
53131	Real estate property managers . . . . .	2 479	16 152	67 452	289	160	78	31	15	2	2	1					
531311	Residential property managers . . . . .	1 567	8 320	36 697	220	121	64	22	10	2	1						
531312	Nonresidential property managers . . . . .	912	7 832	30 755	69	39	14	9	5								
53132	Offices of real estate appraisers . . . . .	320	1 884	8 913	153	137	14	2									
531320	Offices of real estate appraisers . . . . .	320	1 884	8 913	153	137	14	2									
53139	Other activities related to real estate . . . . .	223	2 240	8 247	84	73	7	3	1								
531390	Other activities related to real estate . . . . .	223	2 240	8 247	84	73	7	3	1								
532	Rental & leasing services . . . . .	(I)	(D)	(D)	899	377	294	152	55	15	5	1					
5321	Automotive equipment rental & leasing . . . . .	2 053	12 540	52 682	127	58	24	18	15	9	3						
53211	Passenger car rental & leasing . . . . .	1 528	7 830	35 376	57	20	8	8	9	9	3						
532111	Passenger car rental . . . . .	1 498	7 618	34 038	50	16	5	8	9	9	3						
532112	Passenger car leasing . . . . .	30	212	1 338	7	4	3										
53212	Truck, utility trailer & RV rental & leasing . . . . .	525	4 710	17 306	70	38	16	10	6								
532120	Truck, utility trailer & RV rental & leasing . . . . .	525	4 710	17 306	70	38	16	10	6								
5322	Consumer goods rental . . . . .	3 744	13 847	60 540	522	220	185	95	17	4	1						
53221	Consumer electronics & appliances rental . . . . .	277	1 667	6 732	58	26	29	3									
532210	Consumer electronics & appliances rental . . . . .	277	1 667	6 732	58	26	29	3									
53222	Formal wear & costume rental . . . . .	371	1 610	6 961	30	16	8	3		2	1						
532220	Formal wear & costume rental . . . . .	371	1 610	6 961	30	16	8	3		2	1						
53223	Video tape & disc rental . . . . .	2 074	4 661	20 009	278	100	96	69	13								
532230	Video tape & disc rental . . . . .	2 074	4 661	20 009	278	100	96	69	13								
53229	Other consumer goods rental . . . . .	1 022	5 909	26 838	156	78	52	20	4	2							
532291	Home health equipment rental . . . . .	659	4 014	18 099	93	41	35	14	1	2							
532292	Recreational goods rental . . . . .	107	347	2 212	13	7	2	2	2								
532299	All other consumer goods rental . . . . .	256	1 548	6 527	50	30	15	4	1								
5323	General rental centers . . . . .	(F)	(D)	(D)	90	29	51	6	4								
53231	General rental centers . . . . .	(F)	(D)	(D)	90	29	51	6	4								
532310	General rental centers . . . . .	(F)	(D)	(D)	90	29	51	6	4								
5324	Commercial, industrial equip rental & leasing . . . . .	1 984	19 675	77 112	160	70	34	33	19	2	1	1					
53241	Const, trans, mining equip rental & leasing . . . . .	(F)	(D)	(D)	83	38	18	15	9	2	1						
532411	Commercial trans equip (exc MV) rental, lease . . . . .	(B)	(D)	(D)	8	5	2	1									
532412	Const, mining, forestry equip rental & leasing . . . . .	946	10 785	43 725	75	33	16	14	9	2	1						

See footnotes at end of table.



**Table 2. The State—Employees, Payroll, and Establishments by Industry: 2001—Con.**

[Excludes most government employees, railroad employees, and self-employed persons. Size class 1 to 4 includes establishments with payroll, but no employees, during mid-March pay period. (D) denotes figures withheld to avoid disclosing data for individual companies; the data are included in broader industry totals. For explanation of terms, abbreviations, and data reliability/comparability, see introductory text]

NAICS code	Industry	Number of employees for week including March 12	Payroll (\$1,000)		Total number of establishments	Number of establishments by employment-size class								
			First quarter	Annual		1 to 4	5 to 9	10 to 19	20 to 49	50 to 99	100 to 249	250 to 499	500 to 999	1,000 or more
<b>53</b>	<b>Real estate &amp; rental &amp; leasing—Con.</b>													
532	Rental & leasing services—Con.													
5324	Commercial, industrial equip rental & leasing—Con.													
53242	Office machinery & equipment rental & leasing .....	(E)	(D)	(D)	9	6	1	1	—	—	—	1	—	—
532420	Office machinery & equipment rental & leasing .....	(E)	(D)	(D)	9	6	1	1	—	—	—	1	—	—
53249	Oth commercial, industrial equip rental, lease .....	(F)	(D)	(D)	68	26	15	17	10	—	—	—	—	—
532490	Oth commercial, industrial equip rental, lease .....	(F)	(D)	(D)	68	26	15	17	10	—	—	—	—	—
533	Lessors of other nonfinancial intangible asset ..	(C)	(D)	(D)	13	6	3	—	2	2	—	—	—	—
5331	Lessors of other nonfinancial intangible asset .....	(C)	(D)	(D)	13	6	3	—	2	2	—	—	—	—
53311	Lessors of other nonfinancial intangible asset .....	(C)	(D)	(D)	13	6	3	—	2	2	—	—	—	—
533110	Lessors of other nonfinancial intangible asset .....	(C)	(D)	(D)	13	6	3	—	2	2	—	—	—	—
<b>54</b>	<b>Professional, scientific &amp; technical services</b>	<b>56 400</b>	<b>452 255</b>	<b>1 930 604</b>	<b>7 271</b>	<b>4 845</b>	<b>1 226</b>	<b>722</b>	<b>331</b>	<b>89</b>	<b>40</b>	<b>14</b>	<b>3</b>	<b>1</b>
541	Professional, scientific & technical services .....	56 400	452 255	1 930 604	7 271	4 845	1 226	722	331	89	40	14	3	1
5411	Legal services .....	10 751	82 850	380 909	2 197	1 636	335	145	60	14	7	—	—	—
54111	Offices of lawyers .....	10 430	80 602	369 843	2 120	1 588	313	138	60	14	7	—	—	—
541110	Offices of lawyers .....	10 430	80 602	369 843	2 120	1 588	313	138	60	14	7	—	—	—
54119	Other legal services .....	321	2 248	11 066	77	48	22	7	—	—	—	—	—	—
541191	Title abstract & settlement offices .....	294	2 038	10 291	65	39	19	7	—	—	—	—	—	—
541199	All other legal services .....	27	210	775	12	9	3	—	—	—	—	—	—	—
5412	Accounting, tax prep, bookkeep, payroll services .....	11 057	65 612	267 701	1 242	766	253	133	64	13	6	7	—	—
54121	Accounting, tax prep, bookkeep, payroll services .....	11 057	65 612	267 701	1 242	766	253	133	64	13	6	7	—	—
541211	Offices of certified public accountants ..	4 122	34 001	146 398	594	349	132	68	37	8	—	—	—	—
541213	Tax preparation services .....	3 029	7 362	18 460	282	146	70	44	15	2	3	2	—	—
541214	Payroll services .....	2 467	16 883	72 690	34	12	4	4	5	2	2	5	—	—
541219	Other accounting services .....	1 439	7 366	30 153	332	259	47	17	7	1	1	—	—	—
5413	Architectural, engineering & related services .....	10 104	92 610	410 523	1 020	557	194	146	86	29	7	1	—	—
54131	Architectural services .....	1 153	11 522	53 723	172	110	32	18	9	2	1	—	—	—
541310	Architectural services .....	1 153	11 522	53 723	172	110	32	18	9	2	1	—	—	—
54132	Landscape architectural services .....	256	1 188	6 840	41	23	12	3	3	—	—	—	—	—
541320	Landscape architectural services .....	256	1 188	6 840	41	23	12	3	3	—	—	—	—	—
54133	Engineering services .....	6 945	68 369	299 562	528	244	90	103	63	21	6	1	—	—
541330	Engineering services .....	6 945	68 369	299 562	528	244	90	103	63	21	6	1	—	—
54134	Drafting services .....	84	740	2 994	14	9	2	2	1	—	—	—	—	—
541340	Drafting services .....	84	740	2 994	14	9	2	2	1	—	—	—	—	—
54135	Building inspection services .....	72	351	1 634	35	31	4	—	—	—	—	—	—	—
541350	Building inspection services .....	72	351	1 634	35	31	4	—	—	—	—	—	—	—
54136	Geophysical surveying & mapping services .....	107	827	4 000	8	3	3	1	—	1	—	—	—	—
541360	Geophysical surveying & mapping services .....	107	827	4 000	8	3	3	1	—	1	—	—	—	—
54137	Surveying, mapping (exc geophysical) services .....	693	3 668	16 411	147	100	34	10	2	1	—	—	—	—
541370	Surveying, mapping (exc geophysical) services .....	693	3 668	16 411	147	100	34	10	2	1	—	—	—	—
54138	Testing laboratories .....	794	5 945	25 359	75	37	17	9	8	4	—	—	—	—
541380	Testing laboratories .....	794	5 945	25 359	75	37	17	9	8	4	—	—	—	—
5414	Specialized design services .....	1 038	7 700	32 294	223	172	30	15	3	2	1	—	—	—
54141	Interior design services .....	(E)	(D)	(D)	95	75	13	5	1	1	—	—	—	—
541410	Interior design services .....	(E)	(D)	(D)	95	75	13	5	1	1	—	—	—	—
54142	Industrial design services .....	(A)	(D)	(D)	7	6	1	—	—	—	—	—	—	—
541420	Industrial design services .....	(A)	(D)	(D)	7	6	1	—	—	—	—	—	—	—
54143	Graphic design services .....	651	5 359	22 459	118	88	16	10	2	1	1	—	—	—
541430	Graphic design services .....	651	5 359	22 459	118	88	16	10	2	1	1	—	—	—
54149	Other specialized design services .....	(A)	(D)	(D)	3	3	—	—	—	—	—	—	—	—
541490	Other specialized design services .....	(A)	(D)	(D)	3	3	—	—	—	—	—	—	—	—
5415	Computer systems design & related services .....	7 788	79 551	305 001	600	419	72	61	29	8	6	2	2	1
54151	Computer systems design & related services .....	7 788	79 551	305 001	600	419	72	61	29	8	6	2	2	1
541511	Custom computer programming services .....	3 289	24 792	103 150	235	166	27	22	11	3	2	2	2	—
541512	Computer systems design services .....	2 020	23 242	89 653	256	170	31	34	14	5	2	—	—	—
541513	Computer facilities management services .....	(G)	(D)	(D)	11	6	3	—	—	—	1	—	—	1
541519	Other computer related services .....	(F)	(D)	(D)	98	77	11	5	4	—	1	—	—	—
5416	Management, sci & tech consulting services ..	4 405	44 409	185 605	789	608	91	57	23	7	1	2	—	—
54161	Management consulting services .....	3 439	36 896	149 480	559	426	68	40	17	5	1	2	—	—
541611	Admin & gen management consulting services .....	1 518	14 218	57 555	230	181	22	12	11	3	—	1	—	—
541612	Human res & exec search consulting services .....	930	14 888	50 780	124	89	21	10	2	1	—	1	—	—
541613	Marketing consulting services .....	439	3 515	19 020	127	99	17	8	2	1	—	—	—	—
541614	Process, phys dist & log consulting services .....	408	3 240	17 300	30	20	1	6	2	—	1	—	—	—
541618	Other management consulting services ..	144	1 035	4 825	48	37	7	4	—	—	—	—	—	—
54162	Environmental consulting services .....	344	2 601	12 341	57	32	13	9	3	—	—	—	—	—
541620	Environmental consulting services .....	344	2 601	12 341	57	32	13	9	3	—	—	—	—	—
54169	Oth scientific & technical consulting services .....	622	4 912	23 784	173	150	10	8	3	2	—	—	—	—
541690	Oth scientific & technical consulting services .....	622	4 912	23 784	173	150	10	8	3	2	—	—	—	—

See footnotes at end of table.











**Table 2. The State—Employees, Payroll, and Establishments by Industry: 2001—Con.**

[Excludes most government employees, railroad employees, and self-employed persons. Size class 1 to 4 includes establishments with payroll, but no employees, during mid-March pay period. (D) denotes figures withheld to avoid disclosing data for individual companies; the data are included in broader industry totals. For explanation of terms, abbreviations, and data reliability/comparability, see introductory text]

NAICS code	Industry	Number of employees for week including March 12	Payroll (\$1,000)		Total number of establishments	Number of establishments by employment-size class										
			First quarter	Annual		1 to 4	5 to 9	10 to 19	20 to 49	50 to 99	100 to 249	250 to 499	500 to 999	1,000 or more		
<b>81</b>	<b>Other services (except public administration)—Con.</b>															
811	Repair & maintenance—Con.															
8114	Personal & household goods R&M—Con.															
81143	Footwear & leather goods repair .....	95	271	953	30	28	1	—	1	—	—	—	—	—	—	—
811430	Footwear & leather goods repair .....	95	271	953	30	28	1	—	1	—	—	—	—	—	—	—
81149	Other personal & household goods R&M ..	697	3 631	14 689	135	112	14	5	1	2	1	—	—	—	—	—
811490	Other personal & household goods R&M .....	697	3 631	14 689	135	112	14	5	1	2	1	—	—	—	—	—
812	Personal & laundry services .....	16 040	67 233	277 387	2 274	1 376	531	237	83	27	20	—	—	—	—	—
8121	Personal care services .....	5 087	18 679	75 207	939	622	182	94	32	6	3	—	—	—	—	—
81211	Hair, nail & skin care services .....	3 810	13 986	59 032	774	519	152	75	23	4	1	—	—	—	—	—
812111	Barber shops .....	(C)	(D)	(D)	41	33	5	2	1	—	—	—	—	—	—	—
812112	Beauty salons .....	3 616	13 303	56 086	697	451	146	73	22	4	1	—	—	—	—	—
812113	Nail salons .....	(B)	(D)	(D)	36	35	1	—	—	—	—	—	—	—	—	—
81219	Other personal care services .....	1 277	4 693	16 175	165	103	30	19	9	2	2	—	—	—	—	—
812191	Diet & weight reducing centers .....	381	929	4 040	36	14	9	5	8	—	—	—	—	—	—	—
812199	Other personal care services .....	896	3 764	12 135	129	89	21	14	1	2	2	—	—	—	—	—
8122	Death care services .....	3 195	16 169	72 229	490	257	167	43	15	6	2	—	—	—	—	—
81221	Funeral homes .....	2 245	12 773	57 684	378	185	38	10	3	—	—	—	—	—	—	—
812210	Funeral homes .....	2 245	12 773	57 684	378	185	38	10	3	—	—	—	—	—	—	—
81222	Cemeteries & crematories .....	950	3 396	14 545	112	72	25	5	5	3	2	—	—	—	—	—
812220	Cemeteries & crematories .....	950	3 396	14 545	112	72	25	5	5	3	2	—	—	—	—	—
8123	Drycleaning & laundry services .....	5 916	24 723	98 921	550	286	140	75	23	13	13	—	—	—	—	—
81231	Coin-operated laundries & drycleaners ...	697	1 633	6 690	188	134	43	11	—	—	—	—	—	—	—	—
812310	Coin-operated laundries & drycleaners ...	697	1 633	6 690	188	134	43	11	—	—	—	—	—	—	—	—
81232	Drycleaning & laundry services (exc coin-op) .....	2 406	7 755	32 642	314	150	89	58	15	1	1	—	—	—	—	—
812320	Drycleaning & laundry services (exc coin-op) .....	2 406	7 755	32 642	314	150	89	58	15	1	1	—	—	—	—	—
81233	Linen & uniform supply .....	2 813	15 335	59 589	48	2	8	6	8	12	12	—	—	—	—	—
812331	Linen supply .....	635	3 116	13 264	12	—	3	2	1	3	3	—	—	—	—	—
812332	Industrial launderers .....	2 178	12 219	46 325	36	2	5	4	7	9	9	—	—	—	—	—
8129	Other personal services .....	1 842	7 662	31 030	295	211	42	25	13	2	2	—	—	—	—	—
81291	Pet care (except veterinary) services ....	334	966	4 498	81	62	10	5	4	—	—	—	—	—	—	—
812910	Pet care (except veterinary) services ....	334	966	4 498	81	62	10	5	4	—	—	—	—	—	—	—
81292	Photofinishing .....	303	1 574	6 033	42	22	12	5	3	—	—	—	—	—	—	—
812921	Photofinishing laboratories (except one-hour) .....	171	1 097	4 022	19	11	3	3	2	—	—	—	—	—	—	—
812922	One-hour photofinishing .....	132	477	2 011	23	11	9	2	1	—	—	—	—	—	—	—
81293	Parking lots & garages .....	721	2 261	9 459	87	61	10	10	3	2	1	—	—	—	—	—
812930	Parking lots & garages .....	721	2 261	9 459	87	61	10	10	3	2	1	—	—	—	—	—
81299	All other personal services .....	484	2 861	11 040	85	66	10	5	3	—	1	—	—	—	—	—
812990	All other personal services .....	484	2 861	11 040	85	66	10	5	3	—	1	—	—	—	—	—
<b>813</b>	<b>Religious, grantmaking, civic, prof &amp; like organizations</b> .....	<b>33 136</b>	<b>125 573</b>	<b>514 261</b>	<b>4 592</b>	<b>2 978</b>	<b>887</b>	<b>411</b>	<b>228</b>	<b>62</b>	<b>20</b>	<b>4</b>	<b>2</b>	<b>—</b>	<b>—</b>	<b>—</b>
8131	Religious organizations .....	22 776	73 959	300 841	3 190	2 056	635	275	170	39	11	2	2	—	—	—
81311	Religious organizations .....	22 776	73 959	300 841	3 190	2 056	635	275	170	39	11	2	2	—	—	—
813110	Religious organizations .....	22 776	73 959	300 841	3 190	2 056	635	275	170	39	11	2	2	—	—	—
8132	Grantmaking & giving services .....	730	5 196	21 875	136	91	29	12	1	3	—	—	—	—	—	—
81321	Grantmaking & giving services .....	730	5 196	21 875	136	91	29	12	1	3	—	—	—	—	—	—
813211	Grantmaking foundations .....	171	1 340	5 718	56	43	10	3	—	—	—	—	—	—	—	—
813212	Voluntary health organizations .....	320	1 932	8 091	39	22	8	6	1	2	—	—	—	—	—	—
813219	Other grantmaking & giving services ....	239	1 924	8 066	41	26	11	3	—	1	—	—	—	—	—	—
8133	Social advocacy organizations .....	1 114	6 834	28 860	143	93	31	8	7	3	1	—	—	—	—	—
81331	Social advocacy organizations .....	1 114	6 834	28 860	143	93	31	8	7	3	1	—	—	—	—	—
813311	Human rights organizations .....	363	2 767	11 862	31	20	6	2	2	—	1	—	—	—	—	—
813312	Environment & wildlife organizations ....	393	1 942	8 034	45	26	13	1	3	2	—	—	—	—	—	—
813319	Other social advocacy organizations ....	358	2 125	8 964	67	47	12	5	2	1	—	—	—	—	—	—
8134	Civic & social organizations .....	3 374	10 473	43 622	314	200	56	29	14	8	5	2	—	—	—	—
81341	Civic & social organizations .....	3 374	10 473	43 622	314	200	56	29	14	8	5	2	—	—	—	—
813410	Civic & social organizations .....	3 374	10 473	43 622	314	200	56	29	14	8	5	2	—	—	—	—
8139	Business, labor, political, like organizations ..	5 142	29 111	119 063	809	538	136	87	36	9	3	—	—	—	—	—
81391	Business associations .....	1 396	12 126	49 053	253	195	27	18	9	3	1	—	—	—	—	—
813910	Business associations .....	1 396	12 126	49 053	253	195	27	18	9	3	1	—	—	—	—	—
81392	Professional organizations .....	715	6 049	24 739	102	74	12	7	7	1	1	—	—	—	—	—
813920	Professional organizations .....	715	6 049	24 739	102	74	12	7	7	1	1	—	—	—	—	—
81393	Labor unions & similar labor organizations .....	2 279	6 944	28 920	298	158	71	48	16	4	1	—	—	—	—	—
813930	Labor unions & similar labor organizations .....	2 279	6 944	28 920	298	158	71	48	16	4	1	—	—	—	—	—
81394	Political organizations .....	85	675	2 984	20	15	3	1	1	—	—	—	—	—	—	—
813940	Political organizations .....	85	675	2 984	20	15	3	1	1	—	—	—	—	—	—	—
81399	Oth similar organizations (exc business, prof, labor, pol) .....	667	3 317	13 367	136	96	23	13	3	1	—	—	—	—	—	—
813990	Oth similar organizations (exc business, prof, labor, pol) .....	667	3 317	13 367	136	96	23	13	3	1	—	—	—	—	—	—
<b>95</b>	<b>Auxiliaries (exc corporate, subsidiary &amp; regional mgt)</b> .....	<b>12 713</b>	<b>121 692</b>	<b>479 771</b>	<b>258</b>	<b>100</b>	<b>39</b>	<b>29</b>	<b>45</b>	<b>16</b>	<b>13</b>	<b>11</b>	<b>5</b>	<b>—</b>	<b>—</b>	<b>—</b>
<b>99</b>	<b>Unclassified establishments</b> .....	<b>903</b>	<b>3 045</b>	<b>15 710</b>	<b>644</b>	<b>596</b>	<b>35</b>	<b>13</b>	<b>—</b>	<b>—</b>	<b>—</b>	<b>—</b>	<b>—</b>	<b>—</b>	<b>—</b>	<b>—</b>

Note: Employment-size classes are indicated as follows: A—0 to 19; B—20 to 99; C—100 to 249; E—250 to 499; F—500 to 999; G—1,000 to 2,499; H—2,500 to 4,999; I—5,000 to 9,999; J—10,000 to 24,999; K—25,000 to 49,999; L—50,000 to 99,999; M—100,000 or more.

**Table 3. The State—Employees and Annual Payroll by Employment-Size Class: 2001**

[Excludes most government employees, railroad employees, and self-employed persons. Size class 1 to 4 includes establishments with payroll, but no employees, during mid-March pay period. (D) denotes figures withheld to avoid disclosing data for individual companies; the data are included in broader industry totals. For explanation of terms, abbreviations, and data reliability/comparability, see introductory text]

NAICS code	Major group	Total	Employment-size class								
			1 to 4	5 to 9	10 to 19	20 to 49	50 to 99	100 to 249	250 to 499	500 to 999	1,000 or more
	<b>Total number of employees ..</b>	<b>1 497 466</b>	<b>81 866</b>	<b>124 018</b>	<b>163 282</b>	<b>249 134</b>	<b>190 392</b>	<b>265 602</b>	<b>173 409</b>	<b>103 977</b>	<b>145 786</b>
	<b>Total payroll, annual (\$1,000) .....</b>	<b>42 596 942</b>	<b>2 245 755</b>	<b>2 856 658</b>	<b>3 947 267</b>	<b>6 204 017</b>	<b>5 006 017</b>	<b>7 313 184</b>	<b>5 225 441</b>	<b>3 401 179</b>	<b>6 397 424</b>
<b>11</b>	<b>FORESTRY, FISHING, HUNTING, AND AGRICULTURE SUPPORT</b>										
	<b>Number of employees .....</b>	<b>2 219</b>	<b>360</b>	<b>(D)</b>	<b>(D)</b>	<b>573</b>	<b>408</b>	<b>(D)</b>	<b>-</b>	<b>-</b>	<b>-</b>
	<b>Payroll, annual (\$1,000) .....</b>	<b>49 331</b>	<b>6 633</b>	<b>(D)</b>	<b>(D)</b>	<b>11 062</b>	<b>15 860</b>	<b>(D)</b>	<b>-</b>	<b>-</b>	<b>-</b>
113	Forestry and logging										
	Number of employees .....	(F)	(D)	(D)	(D)	(D)	-	-	-	-	-
	Payroll, annual (\$1,000) .....	(D)	(D)	(D)	(D)	(D)	-	-	-	-	-
114	Fishing, hunting & trapping										
	Number of employees .....	(B)	(D)	-	(D)	(D)	-	-	-	-	-
	Payroll, annual (\$1,000) .....	(D)	(D)	-	(D)	(D)	-	-	-	-	-
115	Agriculture & forestry support activities										
	Number of employees .....	1 286	(D)	(D)	(D)	(D)	408	(D)	-	-	-
	Payroll, annual (\$1,000) .....	35 843	(D)	(D)	(D)	(D)	15 860	(D)	-	-	-
<b>21</b>	<b>MINING</b>										
	<b>Number of employees .....</b>	<b>18 361</b>	<b>366</b>	<b>(D)</b>	<b>1 434</b>	<b>3 529</b>	<b>3 122</b>	<b>(D)</b>	<b>(D)</b>	<b>(D)</b>	<b>-</b>
	<b>Payroll, annual (\$1,000) .....</b>	<b>814 172</b>	<b>29 112</b>	<b>(D)</b>	<b>48 424</b>	<b>128 048</b>	<b>145 894</b>	<b>(D)</b>	<b>(D)</b>	<b>(D)</b>	<b>-</b>
211	Oil & gas extraction										
	Number of employees .....	611	(D)	(D)	(D)	186	(D)	-	-	-	-
	Payroll, annual (\$1,000) .....	24 328	(D)	(D)	(D)	9 339	(D)	-	-	-	-
212	Mining (except oil & gas)										
	Number of employees .....	15 684	125	(D)	1 047	2 735	(D)	(D)	(D)	(D)	-
	Payroll, annual (\$1,000) .....	717 467	19 864	(D)	35 193	99 766	(D)	(D)	(D)	(D)	-
213	Mining support activities										
	Number of employees .....	2 066	(D)	(D)	(D)	608	(D)	(D)	(D)	(D)	-
	Payroll, annual (\$1,000) .....	72 377	(D)	(D)	(D)	18 943	(D)	(D)	(D)	(D)	-
<b>22</b>	<b>UTILITIES</b>										
	<b>Number of employees .....</b>	<b>9 106</b>	<b>239</b>	<b>(D)</b>	<b>775</b>	<b>1 563</b>	<b>1 938</b>	<b>3 107</b>	<b>(D)</b>	<b>-</b>	<b>-</b>
	<b>Payroll, annual (\$1,000) .....</b>	<b>574 658</b>	<b>22 140</b>	<b>(D)</b>	<b>44 080</b>	<b>85 623</b>	<b>102 901</b>	<b>218 337</b>	<b>(D)</b>	<b>-</b>	<b>-</b>
221	Utilities										
	Number of employees .....	9 106	239	(D)	775	1 563	1 938	3 107	(D)	-	-
	Payroll, annual (\$1,000) .....	574 658	22 140	(D)	44 080	85 623	102 901	218 337	(D)	-	-
<b>23</b>	<b>CONSTRUCTION</b>										
	<b>Number of employees .....</b>	<b>82 964</b>	<b>9 471</b>	<b>11 219</b>	<b>13 319</b>	<b>17 987</b>	<b>12 206</b>	<b>13 211</b>	<b>(D)</b>	<b>(D)</b>	<b>(D)</b>
	<b>Payroll, annual (\$1,000) .....</b>	<b>2 693 383</b>	<b>253 714</b>	<b>267 385</b>	<b>359 641</b>	<b>623 751</b>	<b>457 285</b>	<b>486 927</b>	<b>(D)</b>	<b>(D)</b>	<b>(D)</b>
233	Building, developing & general contracting										
	Number of employees .....	20 644	2 803	2 831	3 428	4 283	2 701	3 029	(D)	-	(D)
	Payroll, annual (\$1,000) .....	663 546	68 981	66 049	94 714	136 404	100 666	107 601	(D)	-	(D)
234	Heavy construction										
	Number of employees .....	12 597	488	1 028	1 467	3 099	2 963	1 874	1 678	-	-
	Payroll, annual (\$1,000) .....	526 175	39 499	33 205	52 117	114 899	125 889	77 804	82 762	-	-
235	Special trade contractors										
	Number of employees .....	49 723	6 180	7 360	8 424	10 605	6 542	8 308	(D)	(D)	-
	Payroll, annual (\$1,000) .....	1 503 662	145 234	168 131	212 810	372 448	230 730	301 522	(D)	(D)	-
<b>31-33</b>	<b>MANUFACTURING</b>										
	<b>Number of employees .....</b>	<b>279 836</b>	<b>2 242</b>	<b>4 537</b>	<b>8 531</b>	<b>21 282</b>	<b>26 952</b>	<b>67 160</b>	<b>57 444</b>	<b>48 415</b>	<b>43 273</b>
	<b>Payroll, annual (\$1,000) .....</b>	<b>10 182 215</b>	<b>76 848</b>	<b>107 266</b>	<b>227 594</b>	<b>616 601</b>	<b>839 464</b>	<b>2 213 681</b>	<b>2 004 489</b>	<b>1 742 480</b>	<b>2 353 792</b>
311	Food mfg										
	Number of employees .....	22 563	162	271	355	1 274	1 739	3 242	5 488	5 645	4 387
	Payroll, annual (\$1,000) .....	656 671	3 044	4 949	6 505	32 068	47 860	124 286	198 049	147 806	92 104
312	Beverage & tobacco product mfg										
	Number of employees .....	4 643	10	39	76	309	485	2 038	1 686	-	-
	Payroll, annual (\$1,000) .....	174 579	992	1 557	2 194	9 863	16 747	81 906	61 320	-	-
313	Textile mills										
	Number of employees .....	1 621	(D)	(D)	(D)	(D)	218	(D)	(D)	-	-
	Payroll, annual (\$1,000) .....	41 162	(D)	(D)	(D)	(D)	5 901	(D)	(D)	-	-
314	Textile product mills										
	Number of employees .....	3 159	30	79	57	222	(D)	1 070	(D)	(D)	-
	Payroll, annual (\$1,000) .....	74 420	1 476	1 272	1 693	3 968	(D)	21 577	(D)	(D)	-
315	Apparel manufacturing										
	Number of employees .....	11 269	(D)	(D)	(D)	(D)	(D)	4 954	2 560	2 525	-
	Payroll, annual (\$1,000) .....	200 787	(D)	(D)	(D)	(D)	(D)	80 073	44 028	54 062	-
316	Leather & allied product mfg										
	Number of employees .....	389	(D)	(D)	(D)	(D)	(D)	-	(D)	-	-
	Payroll, annual (\$1,000) .....	7 497	(D)	(D)	(D)	(D)	(D)	-	(D)	-	-
321	Wood product mfg										
	Number of employees .....	12 486	193	473	(D)	2 640	2 767	3 568	869	(D)	-
	Payroll, annual (\$1,000) .....	276 222	4 737	7 625	(D)	57 637	61 370	84 433	24 594	(D)	-
322	Paper mfg										
	Number of employees .....	10 681	8	34	126	707	1 178	4 137	2 409	(D)	(D)
	Payroll, annual (\$1,000) .....	423 553	1 302	714	4 058	22 867	45 331	156 595	99 387	(D)	(D)

See footnotes at end of table.



**Table 3. The State—Employees and Annual Payroll by Employment-Size Class: 2001—Con.**

[Excludes most government employees, railroad employees, and self-employed persons. Size class 1 to 4 includes establishments with payroll, but no employees, during mid-March pay period. (D) denotes figures withheld to avoid disclosing data for individual companies; the data are included in broader industry totals. For explanation of terms, abbreviations, and data reliability/comparability, see introductory text.]

NAICS code	Major group	Total	Employment-size class									
			1 to 4	5 to 9	10 to 19	20 to 49	50 to 99	100 to 249	250 to 499	500 to 999	1,000 or more	
<b>31-33</b>	<b>MANUFACTURING—Con.</b>											
323	Printing & related support activities											
	Number of employees	14 232	312	543	710	1 768	1 012	3 040	(D)	2 866	(D)	
	Payroll, annual (\$1,000)	455 450	7 811	11 264	18 880	49 722	33 391	103 607	(D)	94 899	(D)	
324	Petroleum & coal products mfg											
	Number of employees	1 584	70	(D)	(D)	(D)	(D)	(D)	(D)	(D)	(D)	—
	Payroll, annual (\$1,000)	99 752	4 256	(D)	(D)	(D)	(D)	(D)	(D)	(D)	(D)	—
325	Chemical mfg											
	Number of employees	13 582	82	169	(D)	892	1 739	3 338	3 294	2 231	(D)	(D)
	Payroll, annual (\$1,000)	701 156	3 523	5 928	(D)	38 372	81 880	166 244	178 132	122 579	(D)	(D)
326	Plastics & rubber products mfg											
	Number of employees	21 369	29	(D)	374	1 152	2 956	9 005	4 539	1 867	(D)	(D)
	Payroll, annual (\$1,000)	647 748	8 439	(D)	10 686	28 042	83 334	268 306	144 135	50 932	(D)	(D)
327	Nonmetallic mineral product mfg											
	Number of employees	10 669	127	290	843	1 482	(D)	3 664	1 649	(D)	—	—
	Payroll, annual (\$1,000)	370 607	4 243	8 047	22 209	46 749	(D)	136 142	64 528	(D)	—	—
331	Primary metal mfg											
	Number of employees	15 032	(D)	(D)	(D)	(D)	722	2 809	2 421	5 035	(D)	(D)
	Payroll, annual (\$1,000)	606 124	(D)	(D)	(D)	(D)	27 845	104 980	99 486	207 479	(D)	(D)
332	Fabricated metal product mfg											
	Number of employees	26 981	387	916	1 762	4 509	4 960	7 740	6 707	—	—	—
	Payroll, annual (\$1,000)	880 096	9 799	24 569	51 684	135 147	158 778	261 030	239 089	—	—	—
333	Machinery mfg											
	Number of employees	22 218	170	376	(D)	2 316	1 864	4 745	4 201	4 947	(D)	(D)
	Payroll, annual (\$1,000)	810 854	9 558	11 296	(D)	80 614	65 577	189 684	147 665	188 304	(D)	(D)
334	Computer & electronic product mfg											
	Number of employees	8 194	23	(D)	(D)	247	(D)	1 298	1 045	—	(D)	(D)
	Payroll, annual (\$1,000)	486 449	709	(D)	(D)	7 796	(D)	38 720	27 504	—	(D)	(D)
335	Electrical equip, appliance & component mfg											
	Number of employees	14 118	26	97	80	221	(D)	1 022	4 016	5 513	(D)	(D)
	Payroll, annual (\$1,000)	508 493	880	2 533	2 735	8 024	(D)	26 802	121 526	195 924	(D)	(D)
336	Transportation equipment mfg											
	Number of employees	51 436	74	(D)	189	749	(D)	6 530	12 471	11 249	(D)	(D)
	Payroll, annual (\$1,000)	2 383 261	3 091	(D)	6 894	20 431	(D)	216 027	426 134	429 144	(D)	(D)
337	Furniture & related product mfg											
	Number of employees	6 465	(D)	381	334	1 032	1 046	1 383	(D)	(D)	—	—
	Payroll, annual (\$1,000)	166 982	(D)	7 140	7 762	24 492	30 468	37 683	(D)	(D)	—	—
339	Miscellaneous mfg											
	Number of employees	7 145	279	284	610	763	861	2 796	(D)	(D)	—	—
	Payroll, annual (\$1,000)	210 352	7 393	6 047	14 423	21 694	27 595	89 179	(D)	(D)	—	—
<b>42</b>	<b>WHOLESALE TRADE</b>											
	Number of employees	73 595	4 263	6 902	10 449	16 417	11 153	12 195	6 480	(D)	(D)	(D)
	Payroll, annual (\$1,000)	2 616 416	150 386	228 848	345 775	546 331	413 339	450 486	268 808	(D)	(D)	(D)
421	Wholesale trade, durable goods											
	Number of employees	41 019	2 837	4 573	6 663	10 045	6 484	6 329	(D)	(D)	—	—
	Payroll, annual (\$1,000)	1 491 464	102 057	157 520	228 355	353 190	251 737	263 196	(D)	(D)	—	—
422	Wholesale trade, nondurable goods											
	Number of employees	32 576	1 426	2 329	3 786	6 372	4 669	5 866	(D)	(D)	(D)	(D)
	Payroll, annual (\$1,000)	1 124 952	48 329	71 328	117 420	193 141	161 602	187 290	(D)	(D)	(D)	(D)
<b>44-45</b>	<b>RETAIL TRADE</b>											
	Number of employees	221 103	14 283	31 488	37 344	40 405	27 576	35 443	29 885	(D)	(D)	(D)
	Payroll, annual (\$1,000)	3 933 864	266 447	523 931	650 777	759 288	539 862	635 691	442 567	(D)	(D)	(D)
441	Motor vehicle & parts dealers											
	Number of employees	26 588	2 001	3 288	4 821	7 203	(D)	(D)	—	(D)	—	—
	Payroll, annual (\$1,000)	805 387	46 477	76 263	111 501	224 061	(D)	(D)	—	(D)	—	—
442	Furniture & home furnishing stores											
	Number of employees	6 826	930	1 593	1 742	1 500	(D)	(D)	—	—	—	—
	Payroll, annual (\$1,000)	136 700	16 684	30 885	35 429	32 675	(D)	(D)	—	—	—	—
443	Electronics & appliance stores											
	Number of employees	4 746	(D)	1 123	881	(D)	866	817	—	—	—	—
	Payroll, annual (\$1,000)	99 330	(D)	20 749	21 043	(D)	17 743	15 208	—	—	—	—
444	Bldg material & garden equip & supp dealers											
	Number of employees	18 551	1 273	3 312	4 703	3 906	1 841	3 516	—	—	—	—
	Payroll, annual (\$1,000)	457 274	27 743	74 926	106 628	105 279	55 422	87 276	—	—	—	—
445	Food & beverage stores											
	Number of employees	45 545	1 729	2 751	4 646	8 333	(D)	(D)	(D)	—	—	—
	Payroll, annual (\$1,000)	552 085	24 069	32 140	56 865	102 780	(D)	(D)	(D)	—	—	—
446	Health & personal care stores											
	Number of employees	13 170	792	2 148	4 544	3 695	1 550	441	—	—	—	—
	Payroll, annual (\$1,000)	293 296	22 395	49 101	107 480	76 550	28 391	9 379	—	—	—	—
447	Gasoline stations											
	Number of employees	20 319	1 739	5 602	7 180	4 245	1 131	422	—	—	—	—
	Payroll, annual (\$1,000)	254 465	26 021	77 157	87 132	44 460	15 352	4 343	—	—	—	—
448	Clothing & clothing accessories stores											
	Number of employees	15 151	1 672	3 622	3 370	4 029	(D)	(D)	—	—	—	—
	Payroll, annual (\$1,000)	191 603	28 181	48 879	41 107	45 228	(D)	(D)	—	—	—	—

See footnotes at end of table.

**Table 3. The State—Employees and Annual Payroll by Employment-Size Class: 2001—Con.**

[Excludes most government employees, railroad employees, and self-employed persons. Size class 1 to 4 includes establishments with payroll, but no employees, during mid-March pay period. (D) denotes figures withheld to avoid disclosing data for individual companies; the data are included in broader industry totals. For explanation of terms, abbreviations, and data reliability/comparability, see introductory text]

NAICS code	Major group	Total	Employment-size class								
			1 to 4	5 to 9	10 to 19	20 to 49	50 to 99	100 to 249	250 to 499	500 to 999	1,000 or more
<b>44-45</b>	<b>RETAIL TRADE—Con.</b>										
451	Sporting goods, hobby, book & music stores										
	Number of employees .....	6 048	705	1 489	1 255	1 672	927	—	—	—	—
	Payroll, annual (\$1,000).....	81 438	13 053	18 737	15 013	24 159	10 476	—	—	—	—
452	General merchandise stores										
	Number of employees .....	46 550	(D)	2 369	671	(D)	4 242	12 393	(D)	(D)	—
	Payroll, annual (\$1,000).....	720 587	(D)	28 000	9 080	(D)	63 348	195 576	(D)	(D)	—
453	Miscellaneous store retailers										
	Number of employees .....	11 164	2 002	3 275	2 781	2 071	(D)	(D)	—	—	—
	Payroll, annual (\$1,000).....	164 919	30 198	46 638	39 362	35 410	(D)	(D)	—	—	—
454	Nonstore retailers										
	Number of employees .....	6 445	(D)	916	750	1 239	(D)	(D)	(D)	(D)	(D)
	Payroll, annual (\$1,000).....	176 780	(D)	20 456	20 137	30 503	(D)	(D)	(D)	(D)	(D)
<b>48-49</b>	<b>TRANSPORTATION &amp; WAREHOUSING</b>										
	Number of employees .....	<b>66 627</b>	<b>2 755</b>	<b>3 060</b>	<b>4 775</b>	<b>8 327</b>	<b>6 460</b>	<b>7 217</b>	<b>(D)</b>	<b>(D)</b>	<b>(D)</b>
	Payroll, annual (\$1,000).....	<b>2 686 520</b>	<b>72 404</b>	<b>75 482</b>	<b>128 524</b>	<b>254 104</b>	<b>199 361</b>	<b>237 787</b>	<b>(D)</b>	<b>(D)</b>	<b>(D)</b>
481	Air transportation										
	Number of employees .....	(J)	(D)	(D)	(D)	(D)	(D)	(D)	—	—	(D)
	Payroll, annual (\$1,000).....	(D)	(D)	(D)	(D)	(D)	(D)	(D)	—	—	(D)
483	Water transportation										
	Number of employees .....	2 025	(D)	(D)	(D)	247	(D)	842	(D)	—	—
	Payroll, annual (\$1,000).....	84 089	(D)	(D)	(D)	10 795	(D)	37 263	(D)	—	—
484	Truck transportation										
	Number of employees .....	22 179	2 121	1 977	3 177	5 109	3 339	3 543	(D)	(D)	—
	Payroll, annual (\$1,000).....	675 130	52 764	47 904	81 463	158 083	113 863	131 634	(D)	(D)	—
485	Transit & ground passenger transportation										
	Number of employees .....	(G)	115	(D)	(D)	(D)	(D)	(D)	—	—	—
	Payroll, annual (\$1,000).....	(D)	1 516	(D)	(D)	(D)	(D)	(D)	—	—	—
486	Pipeline transportation										
	Number of employees .....	(G)	(D)	(D)	213	(D)	(D)	—	(D)	—	—
	Payroll, annual (\$1,000).....	(D)	(D)	(D)	13 861	(D)	(D)	—	(D)	—	—
487	Scenic & sightseeing transportation										
	Number of employees .....	(C)	(D)	(D)	(D)	(D)	(D)	—	—	—	—
	Payroll, annual (\$1,000).....	(D)	(D)	(D)	(D)	(D)	(D)	—	—	—	—
488	Transportation support activities										
	Number of employees .....	6 543	273	392	(D)	788	862	628	2 013	—	(D)
	Payroll, annual (\$1,000).....	196 756	9 341	11 018	(D)	25 494	20 583	21 443	62 558	—	(D)
492	Couriers & messengers										
	Number of employees .....	10 873	96	104	176	(D)	(D)	(D)	(D)	—	(D)
	Payroll, annual (\$1,000).....	887 038	2 358	2 169	3 392	(D)	(D)	(D)	(D)	—	(D)
493	Warehousing & storage										
	Number of employees .....	(G)	75	(D)	(D)	(D)	525	(D)	—	—	—
	Payroll, annual (\$1,000).....	(D)	2 126	(D)	(D)	(D)	16 578	(D)	—	—	—
<b>51</b>	<b>INFORMATION</b>										
	Number of employees .....	<b>30 838</b>	<b>1 276</b>	<b>1 812</b>	<b>2 848</b>	<b>5 948</b>	<b>4 124</b>	<b>6 669</b>	<b>(D)</b>	<b>4 743</b>	<b>(D)</b>
	Payroll, annual (\$1,000).....	<b>988 186</b>	<b>51 729</b>	<b>58 744</b>	<b>80 355</b>	<b>183 513</b>	<b>135 198</b>	<b>223 090</b>	<b>(D)</b>	<b>157 697</b>	<b>(D)</b>
511	Publishing industries										
	Number of employees .....	8 995	225	454	568	1 464	(D)	(D)	(D)	2 909	(D)
	Payroll, annual (\$1,000).....	262 350	8 144	12 651	13 505	35 092	(D)	(D)	(D)	95 232	(D)
512	Motion picture & sound recording industries										
	Number of employees .....	1 715	(D)	(D)	325	795	(D)	(D)	—	—	—
	Payroll, annual (\$1,000).....	23 235	(D)	(D)	4 225	8 204	(D)	(D)	—	—	—
513	Broadcasting & telecommunications										
	Number of employees .....	16 436	794	1 046	1 697	3 223	2 749	3 702	1 391	1 834	—
	Payroll, annual (\$1,000).....	597 309	33 802	37 504	54 264	125 448	97 149	140 582	46 095	62 465	—
514	Information & data processing services										
	Number of employees .....	3 692	(D)	(D)	258	466	(D)	(D)	(D)	—	—
	Payroll, annual (\$1,000).....	105 292	(D)	(D)	8 361	14 769	(D)	(D)	(D)	—	—
<b>52</b>	<b>FINANCE &amp; INSURANCE</b>										
	Number of employees .....	<b>65 166</b>	<b>6 189</b>	<b>9 594</b>	<b>7 880</b>	<b>10 506</b>	<b>6 186</b>	<b>5 964</b>	<b>8 163</b>	<b>5 320</b>	<b>5 364</b>
	Payroll, annual (\$1,000).....	<b>2 359 882</b>	<b>223 247</b>	<b>286 554</b>	<b>290 697</b>	<b>401 903</b>	<b>264 689</b>	<b>240 598</b>	<b>345 303</b>	<b>169 858</b>	<b>137 033</b>
521	Monetary authorities - central bank										
	Number of employees .....	(C)	—	—	—	—	—	(D)	—	—	—
	Payroll, annual (\$1,000).....	(D)	—	—	—	—	—	(D)	—	—	—
522	Credit intermediation & related activities										
	Number of employees .....	40 287	(D)	6 517	5 335	6 944	3 715	3 303	4 971	(D)	(D)
	Payroll, annual (\$1,000).....	1 196 999	(D)	169 599	153 555	224 359	121 724	116 380	154 347	(D)	(D)
523	Security, commodity contracts & like activity										
	Number of employees .....	(H)	(D)	(D)	(D)	(D)	599	(D)	(D)	(D)	—
	Payroll, annual (\$1,000).....	(D)	(D)	(D)	(D)	(D)	55 400	(D)	(D)	(D)	—

See footnotes at end of table.

**Table 3. The State—Employees and Annual Payroll by Employment-Size Class: 2001—Con.**

[Excludes most government employees, railroad employees, and self-employed persons. Size class 1 to 4 includes establishments with payroll, but no employees, during mid-March pay period. (D) denotes figures withheld to avoid disclosing data for individual companies; the data are included in broader industry totals. For explanation of terms, abbreviations, and data reliability/comparability, see introductory text]

NAICS code	Major group	Employment-size class									
		Total	1 to 4	5 to 9	10 to 19	20 to 49	50 to 99	100 to 249	250 to 499	500 to 999	1,000 or more
<b>52</b>	<b>FINANCE &amp; INSURANCE—Con.</b>										
524	Insurance carriers & related activities										
	Number of employees .....	20 096	2 927	(D)	(D)	2 668	1 872	2 140	(D)	(D)	(D)
	Payroll, annual (\$1,000).....	796 451	85 728	(D)	(D)	107 303	87 565	99 412	(D)	(D)	(D)
525	Funds, trusts, & other financial vehicles (part)										
	Number of employees .....	(B)	(D)	(D)	(D)	(D)	—	—	—	—	—
	Payroll, annual (\$1,000).....	(D)	(D)	(D)	(D)	(D)	—	—	—	—	—
<b>53</b>	<b>REAL ESTATE &amp; RENTAL &amp; LEASING</b>										
	Number of employees .....	18 397	3 834	4 340	3 541	3 241	1 629	(D)	(D)	—	—
	Payroll, annual (\$1,000).....	450 976	91 550	98 299	84 753	82 388	41 191	(D)	(D)	—	—
531	Real estate										
	Number of employees .....	9 894	(D)	2 453	1 591	(D)	(D)	(D)	(D)	—	—
	Payroll, annual (\$1,000).....	241 052	(D)	57 668	39 678	(D)	(D)	(D)	(D)	—	—
532	Rental & leasing services										
	Number of employees .....	(I)	(D)	1 872	1 950	(D)	1 023	(D)	(D)	—	—
	Payroll, annual (\$1,000).....	(D)	(D)	40 298	45 075	(D)	27 739	(D)	(D)	—	—
533	Lessors of other nonfinancial intangible asset										
	Number of employees .....	(C)	(D)	15	—	(D)	(D)	—	—	—	—
	Payroll, annual (\$1,000).....	(D)	(D)	333	—	(D)	(D)	—	—	—	—
<b>54</b>	<b>PROFESSIONAL, SCIENTIFIC &amp; TECHNICAL SERVICES</b>										
	Number of employees .....	56 400	8 096	8 014	9 578	9 938	6 177	5 988	5 113	(D)	(D)
	Payroll, annual (\$1,000).....	1 930 604	243 267	224 213	316 359	385 092	268 410	210 278	150 221	(D)	(D)
541	Professional, scientific & technical services										
	Number of employees .....	56 400	8 096	8 014	9 578	9 938	6 177	5 988	5 113	(D)	(D)
	Payroll, annual (\$1,000).....	1 930 604	243 267	224 213	316 359	385 092	268 410	210 278	150 221	(D)	(D)
<b>55</b>	<b>MANAGEMENT OF COMPANIES &amp; ENTERPRISES</b>										
	Number of employees .....	26 986	440	627	1 102	2 445	2 933	5 591	5 004	2 065	6 779
	Payroll, annual (\$1,000).....	1 723 844	27 398	40 497	68 836	173 180	170 656	350 047	308 942	119 261	465 027
551	Management of companies & enterprises										
	Number of employees .....	26 986	440	627	1 102	2 445	2 933	5 591	5 004	2 065	6 779
	Payroll, annual (\$1,000).....	1 723 844	27 398	40 497	68 836	173 180	170 656	350 047	308 942	119 261	465 027
<b>56</b>	<b>ADMIN, SUPPORT, WASTE MGT, REMEDIATION SERVICES</b>										
	Number of employees .....	74 841	3 128	4 115	6 253	9 232	11 601	22 083	13 187	(D)	(D)
	Payroll, annual (\$1,000).....	1 398 158	88 144	88 625	137 264	233 630	252 982	350 976	202 626	(D)	(D)
561	Administrative & support services										
	Number of employees .....	71 699	2 956	3 852	5 774	8 353	11 098	21 237	13 187	(D)	(D)
	Payroll, annual (\$1,000).....	1 291 119	83 236	82 406	124 138	203 274	235 602	315 926	202 626	(D)	(D)
562	Waste management & remediation services										
	Number of employees .....	3 142	172	263	479	879	503	846	—	—	—
	Payroll, annual (\$1,000).....	107 039	4 908	6 219	13 126	30 356	17 380	35 050	—	—	—
<b>61</b>	<b>EDUCATIONAL SERVICES</b>										
	Number of employees .....	25 850	650	975	(D)	3 041	3 072	4 870	(D)	6 570	(D)
	Payroll, annual (\$1,000).....	461 667	12 105	15 738	(D)	54 791	53 579	97 880	(D)	114 459	(D)
611	Educational services										
	Number of employees .....	25 850	650	975	(D)	3 041	3 072	4 870	(D)	6 570	(D)
	Payroll, annual (\$1,000).....	461 667	12 105	15 738	(D)	54 791	53 579	97 880	(D)	114 459	(D)
<b>62</b>	<b>HEALTH CARE AND SOCIAL ASSISTANCE</b>										
	Number of employees .....	212 423	7 843	14 599	19 022	23 508	20 169	42 112	18 058	17 398	49 714
	Payroll, annual (\$1,000).....	6 233 357	306 758	468 251	675 980	784 660	530 873	874 182	512 983	502 386	1 577 284
621	Ambulatory health care services										
	Number of employees .....	64 001	6 245	11 154	12 472	13 666	7 833	7 356	(D)	(D)	—
	Payroll, annual (\$1,000).....	2 627 805	271 648	418 811	585 171	636 527	311 792	209 598	(D)	(D)	—
622	Hospitals										
	Number of employees .....	82 933	13	(D)	69	(D)	239	7 233	(D)	14 587	49 714
	Payroll, annual (\$1,000).....	2 521 630	1 667	(D)	2 102	(D)	6 387	181 586	(D)	429 465	1 577 284
623	Nursing & residential care facilities										
	Number of employees .....	37 407	199	(D)	1 459	(D)	8 918	22 020	(D)	—	—
	Payroll, annual (\$1,000).....	692 287	5 756	(D)	23 149	(D)	163 943	409 297	(D)	—	—
624	Social assistance										
	Number of employees .....	28 082	1 386	(D)	5 022	(D)	3 179	5 503	(D)	(D)	—
	Payroll, annual (\$1,000).....	391 635	27 687	(D)	65 558	(D)	48 751	73 701	(D)	(D)	—

See footnotes at end of table.

**Table 3. The State—Employees and Annual Payroll by Employment-Size Class: 2001—Con.**

[Excludes most government employees, railroad employees, and self-employed persons. Size class 1 to 4 includes establishments with payroll, but no employees, during mid-March pay period. (D) denotes figures withheld to avoid disclosing data for individual companies; the data are included in broader industry totals. For explanation of terms, abbreviations, and data reliability/comparability, see introductory text]

NAICS code	Major group	Total	Employment-size class									
			1 to 4	5 to 9	10 to 19	20 to 49	50 to 99	100 to 249	250 to 499	500 to 999	1,000 or more	
<b>71</b>	<b>ARTS, ENTERTAINMENT &amp; RECREATION</b>											
	Number of employees .....	15 290	1 006	(D)	2 278	3 779	3 110	(D)	(D)	—	—	—
	Payroll, annual (\$1,000) .....	264 631	26 132	(D)	31 000	62 635	47 119	(D)	(D)	—	—	—
711	Performing arts, spectator sports & related industries											
	Number of employees .....	3 996	(D)	(D)	(D)	(D)	(D)	(D)	(D)	—	—	—
	Payroll, annual (\$1,000) .....	98 488	(D)	(D)	(D)	(D)	(D)	(D)	(D)	—	—	—
712	Museums, historical sites & like institutions											
	Number of employees .....	939	72	(D)	(D)	(D)	(D)	(D)	—	—	—	—
	Payroll, annual (\$1,000) .....	17 896	1 506	(D)	(D)	(D)	(D)	(D)	—	—	—	—
713	Amusement, gambling & recreation industries											
	Number of employees .....	10 355	(D)	(D)	1 684	2 640	2 574	(D)	(D)	—	—	—
	Payroll, annual (\$1,000) .....	148 247	(D)	(D)	21 321	35 296	39 698	(D)	(D)	—	—	—
<b>72</b>	<b>ACCOMMODATION &amp; FOOD SERVICES</b>											
	Number of employees .....	137 195	2 922	6 092	19 397	53 478	33 566	15 810	3 975	1 955	—	—
	Payroll, annual (\$1,000) .....	1 518 009	74 104	58 811	185 436	529 205	361 608	200 767	55 448	52 630	—	—
721	Accommodation											
	Number of employees .....	15 860	351	732	2 814	4 388	2 189	3 189	2 197	—	—	—
	Payroll, annual (\$1,000) .....	214 567	9 697	8 741	30 683	50 822	29 839	49 747	35 038	—	—	—
722	Food services & drinking places											
	Number of employees .....	121 335	2 571	5 360	16 583	49 090	31 377	12 621	1 778	1 955	—	—
	Payroll, annual (\$1,000) .....	1 303 442	64 407	50 070	154 753	478 383	331 769	151 020	20 410	52 630	—	—
<b>81</b>	<b>OTHER SERVICES (EXCEPT PUBLIC ADMINISTRATION)</b>											
	Number of employees .....	66 653	11 816	13 323	12 431	12 511	6 985	7 051	(D)	(D)	—	—
	Payroll, annual (\$1,000) .....	1 221 588	198 384	228 346	225 213	232 070	132 124	146 036	(D)	(D)	—	—
811	Repair & maintenance											
	Number of employees .....	17 477	3 460	4 123	3 916	3 301	1 102	1 575	—	—	—	—
	Payroll, annual (\$1,000) .....	429 940	73 906	91 246	95 029	85 386	36 038	48 335	—	—	—	—
812	Personal & laundry services											
	Number of employees .....	16 040	2 508	3 500	3 054	2 428	1 799	2 751	—	—	—	—
	Payroll, annual (\$1,000) .....	277 387	39 847	59 348	49 897	43 584	31 294	53 417	—	—	—	—
813	Religious, grantmaking, civic, prof & like organizations											
	Number of employees .....	33 136	5 848	5 700	5 461	6 782	4 084	2 725	(D)	(D)	—	—
	Payroll, annual (\$1,000) .....	514 261	84 631	77 752	80 287	103 100	64 792	44 284	(D)	(D)	—	—
<b>95</b>	<b>AUXILIARIES (EXC CORPORATE, SUBSIDIARY &amp; REGIONAL MGT)</b>											
	Number of employees .....	12 713	159	259	413	1 424	1 025	2 011	3 999	3 423	—	—
	Payroll, annual (\$1,000) .....	479 771	14 062	9 557	16 837	56 142	33 622	64 160	109 169	176 222	—	—
<b>99</b>	<b>UNCLASSIFIED ESTABLISHMENTS</b>											
	Number of employees .....	903	528	(D)	(D)	—	—	—	—	—	—	—
	Payroll, annual (\$1,000) .....	15 710	11 191	(D)	(D)	—	—	—	—	—	—	—

Note: Employment-size classes are indicated as follows: A—0 to 19; B—20 to 99; C—100 to 249; E—250 to 499; F—500 to 999; G—1,000 to 2,499; H—2,500 to 4,999; I—5,000 to 9,999; J—10,000 to 24,999; K—25,000 to 49,999; L—50,000 to 99,999; M—100,000 or more.

**Table 4. The State—Establishments With 1,000 Employees or More by Major Group and Employment-Size Class: 2001**

[Excludes most government employees, railroad employees, and self-employed persons. For explanation of terms, abbreviations, and data reliability/comparability, see introductory text]

NAICS code	Major group	Total number of establishments	Number of establishments by employment-size class			
			1,000 to 1,499	1,500 to 2,499	2,500 to 4,999	5,000 or more
	<b>Total</b> .....	<b>69</b>	<b>34</b>	<b>20</b>	<b>10</b>	<b>5</b>
<b>23</b>	<b>Construction</b> .....	<b>1</b>	<b>1</b>	—	—	—
233	Building, developing & general contracting .....	1	1	—	—	—
<b>31-33</b>	<b>Manufacturing</b> .....	<b>20</b>	<b>14</b>	<b>2</b>	<b>2</b>	<b>2</b>
311	Food mfg .....	3	2	1	—	—
322	Paper mfg .....	1	1	—	—	—
323	Printing & related support activities .....	3	3	—	—	—
325	Chemical mfg .....	1	1	—	—	—
326	Plastics & rubber products mfg .....	1	1	—	—	—
331	Primary metal mfg .....	2	1	1	—	—
333	Machinery mfg .....	2	2	—	—	—
334	Computer & electronic product mfg .....	1	—	—	1	—
335	Electrical equip, appliance & component mfg .....	2	2	—	—	—
336	Transportation equipment mfg .....	4	1	—	1	2
<b>42</b>	<b>Wholesale trade</b> .....	<b>1</b>	—	—	<b>1</b>	—
422	Wholesale trade, nondurable goods .....	1	—	—	1	—
<b>44-45</b>	<b>Retail trade</b> .....	<b>1</b>	<b>1</b>	—	—	—
454	Nonstore retailers .....	1	1	—	—	—
<b>48-49</b>	<b>Transportation &amp; warehousing</b> .....	<b>7</b>	<b>2</b>	<b>1</b>	<b>1</b>	<b>3</b>
481	Air transportation .....	3	—	—	1	2
488	Transportation support activities .....	1	1	—	—	—
492	Couriers & messengers .....	3	1	1	—	1
<b>51</b>	<b>Information</b> .....	<b>1</b>	<b>1</b>	—	—	—
511	Publishing industries .....	1	1	—	—	—
<b>52</b>	<b>Finance &amp; insurance</b> .....	<b>3</b>	—	<b>3</b>	—	—
522	Credit intermediation & related activities .....	2	—	2	—	—
524	Insurance carriers & related activities .....	1	—	1	—	—
<b>54</b>	<b>Professional, scientific &amp; technical services</b> .....	<b>1</b>	—	<b>1</b>	—	—
541	Professional, scientific & technical services .....	1	—	1	—	—
<b>55</b>	<b>Management of companies &amp; enterprises</b> .....	<b>5</b>	<b>4</b>	<b>1</b>	—	—
551	Management of companies & enterprises .....	5	4	1	—	—
<b>56</b>	<b>Admin, support, waste mgt, remediation services</b> .....	<b>2</b>	<b>1</b>	—	<b>1</b>	—
561	Administrative & support services .....	2	1	—	1	—
<b>61</b>	<b>Educational services</b> .....	<b>1</b>	—	<b>1</b>	—	—
611	Educational services .....	1	—	1	—	—
<b>62</b>	<b>Health care and social assistance</b> .....	<b>26</b>	<b>10</b>	<b>11</b>	<b>5</b>	—
622	Hospitals .....	26	10	11	5	—



**Table 5. The State—Employees, Payroll, and Establishments by County: 2001 and 2000—Con.**

[Excludes most government employees, railroad employees, and self-employed persons. (D) denotes figures withheld to avoid disclosing data for individual companies; the data are included in broader industry totals. For explanation of terms, abbreviations, and data reliability/comparability, see introductory text]

County	2001				2000			
	Number of establishments	Number of employees for week including March 12	Payroll (\$1,000)		Number of establishments	Number of employees for week including March 12	Payroll (\$1,000)	
			First quarter	Annual			First quarter	Annual
Nicholas .....	95	800	3 444	13 883	91	735	3 153	13 752
Ohio .....	364	4 864	22 311	97 076	355	4 785	22 100	95 421
Oldham .....	1 008	9 297	52 355	220 613	995	9 293	53 430	226 615
Owen .....	111	1 093	6 942	26 643	117	1 141	7 263	28 618
Owsley .....	42	295	1 208	5 033	45	315	1 193	5 121
Pendleton .....	194	1 687	9 451	37 129	204	1 710	9 075	35 907
Perry .....	713	9 226	57 711	255 217	711	9 556	57 580	242 708
Pike .....	1 504	20 014	123 962	538 731	1 519	20 225	121 472	522 349
Powell .....	172	2 384	9 660	44 445	187	2 363	9 401	42 885
Pulaski .....	1 452	20 680	105 004	440 202	1 444	20 390	104 185	436 413
Robertson .....	22	137	403	1 718	24	144	499	1 893
Rockcastle .....	213	2 917	12 126	53 139	221	2 841	12 313	50 959
Rowan .....	455	7 087	35 111	148 123	463	6 341	29 282	130 078
Russell .....	361	4 227	19 231	84 183	353	4 188	17 334	79 554
Scott .....	682	19 866	173 924	807 555	654	19 461	171 426	830 019
Shelby .....	740	11 777	83 710	335 632	723	11 777	76 131	318 955
Simpson .....	359	7 424	44 678	199 353	368	7 614	45 441	194 500
Spencer .....	176	1 030	4 323	18 785	171	948	4 154	19 015
Taylor .....	677	8 822	48 589	204 466	676	7 288	35 481	156 986
Todd .....	191	2 347	12 644	49 095	198	2 373	11 748	47 846
Trigg .....	241	2 929	14 247	59 197	251	2 740	15 197	61 488
Trimble .....	75	487	3 142	14 304	73	529	3 245	13 282
Union .....	290	6 816	45 885	181 877	299	6 260	48 785	185 497
Warren .....	2 527	42 788	270 236	1 126 082	2 500	43 647	267 073	1 103 788
Washington .....	221	2 670	15 016	60 696	211	2 675	13 553	57 994
Wayne .....	307	4 203	19 367	80 689	310	4 405	19 761	83 009
Webster .....	255	2 855	19 557	81 541	256	2 817	18 458	72 646
Whitley .....	840	13 808	70 283	294 482	847	14 078	69 404	284 277
Wolfe .....	77	671	2 561	10 639	74	702	2 630	10 933
Woodford .....	515	7 522	54 643	225 950	510	8 300	62 534	247 858
<b>Statewide .....</b>	<b>56</b>	<b>1 614</b>	<b>17 156</b>	<b>57 499</b>	<b>50</b>	<b>1 593</b>	<b>14 998</b>	<b>53 729</b>

Note: Employment-size classes are indicated as follows: A—0 to 19; B—20 to 99; C—100 to 249; E—250 to 499; F—500 to 999; G—1,000 to 2,499; H—2,500 to 4,999; I—5,000 to 9,999; J—10,000 to 24,999; K—25,000 to 49,999; L—50,000 to 99,999; M—100,000 or more.





**Table 6. Counties—Employees, Payroll, and Establishments by Industry: 2001—Con.**

[Excludes most government employees, railroad employees, and self-employed persons. Size class 1 to 4 includes establishments with payroll, but no employees, during mid-March pay period. (D) denotes figures withheld to avoid disclosing data for individual companies; the data are included in broader industry totals. Detailed industries with 100 or more employees are shown if industry was not a (D). For explanation of terms, abbreviations, and data reliability/comparability, see introductory text]

NAICS code	Industry	Number of employees for week including March 12	Payroll (\$1,000)		Total number of establishments	Number of establishments by employment-size class								
			First quarter	Annual		1 to 4	5 to 9	10 to 19	20 to 49	50 to 99	100 to 249	250 to 499	500 to 999	1,000 or more
<b>ALLEN—Con.</b>														
42	<b>Wholesale trade</b> .....	140	1 000	3 764	11	3	5	1	1	1	—	—	—	—
421	Wholesale trade, durable goods .....	(C)	(D)	(D)	10	3	5	1	—	1	—	—	—	—
44-45	<b>Retail trade</b> .....	445	1 594	6 507	65	37	17	5	5	1	—	—	—	—
445	Food & beverage stores .....	109	328	1 272	6	3	—	—	2	1	—	—	—	—
4451	Grocery stores .....	109	328	1 272	6	3	—	—	2	1	—	—	—	—
44511	Grocery (except convenience) stores .....	109	328	1 272	6	3	—	—	2	1	—	—	—	—
445110	Grocery (except convenience) stores .....	109	328	1 272	6	3	—	—	2	1	—	—	—	—
48-49	<b>Transportation &amp; warehousing</b> .....	(A)	(D)	(D)	2	2	—	—	—	—	—	—	—	—
51	<b>Information</b> .....	25	90	380	5	3	2	—	—	—	—	—	—	—
52	<b>Finance &amp; insurance</b> .....	137	977	3 875	10	3	5	1	—	1	—	—	—	—
522	Credit intermediation & related activities .....	105	682	2 669	4	1	1	1	—	1	—	—	—	—
5221	Depository credit intermediation .....	105	682	2 669	4	1	1	1	—	1	—	—	—	—
52211	Commercial banking .....	(C)	(D)	(D)	3	—	1	1	—	1	—	—	—	—
53	<b>Real estate &amp; rental &amp; leasing</b> .....	11	36	197	7	6	1	—	—	—	—	—	—	—
54	<b>Professional, scientific &amp; technical services</b> .....	56	207	763	8	3	4	—	1	—	—	—	—	—
55	<b>Management of companies &amp; enterprises</b> .....	(B)	(D)	(D)	2	—	—	—	1	1	—	—	—	—
56	<b>Admin. support, waste mgt, remediation services</b> .....	120	483	1 598	7	3	2	—	1	1	—	—	—	—
561	Administrative & support services .....	120	483	1 598	7	3	2	—	1	1	—	—	—	—
61	<b>Educational services</b> .....	(A)	(D)	(D)	3	2	1	—	—	—	—	—	—	—
62	<b>Health care and social assistance</b> .....	433	1 788	7 020	13	3	4	3	2	—	—	1	—	—
622	Hospitals .....	(E)	(D)	(D)	1	—	—	—	—	—	—	1	—	—
6221	General medical & surgical hospitals .....	(E)	(D)	(D)	1	—	—	—	—	—	—	1	—	—
62211	General medical & surgical hospitals .....	(E)	(D)	(D)	1	—	—	—	—	—	—	1	—	—
71	<b>Arts, entertainment &amp; recreation</b> .....	(A)	(D)	(D)	2	2	—	—	—	—	—	—	—	—
72	<b>Accommodation &amp; food services</b> .....	212	456	1 938	17	6	2	6	3	—	—	—	—	—
722	Food services & drinking places .....	195	430	1 860	14	4	2	5	3	—	—	—	—	—
7222	Limited-service eating places .....	139	332	1 444	8	2	1	2	3	—	—	—	—	—
72221	Limited-service eating places .....	139	332	1 444	8	2	1	2	3	—	—	—	—	—
81	<b>Other services (except public administration)</b> .....	51	166	879	15	10	5	—	—	—	—	—	—	—
95	<b>Auxiliaries (exc corporate, subsidiary &amp; regional mgt)</b> .....	(E)	(D)	(D)	1	—	—	—	—	—	—	1	—	—
99	<b>Unclassified establishments</b> .....	(A)	(D)	(D)	2	2	—	—	—	—	—	—	—	—
<b>ANDERSON</b>														
	<b>Total</b> .....	3 384	22 399	91 367	268	144	65	33	16	3	5	1	1	—
21	<b>Mining</b> .....	(A)	(D)	(D)	1	—	—	1	—	—	—	—	—	—
22	<b>Utilities</b> .....	(B)	(D)	(D)	1	—	—	—	1	—	—	—	—	—
23	<b>Construction</b> .....	194	1 049	4 846	42	29	9	3	1	—	—	—	—	—
31-33	<b>Manufacturing</b> .....	1 395	13 546	53 233	22	7	5	3	2	1	2	1	1	—
312	Beverage & tobacco product mfg .....	(C)	(D)	(D)	2	—	—	—	1	—	1	—	—	—
3121	Beverage mfg .....	(C)	(D)	(D)	2	—	—	—	1	—	1	—	—	—
31214	Distilleries .....	(C)	(D)	(D)	2	—	—	—	1	—	1	—	—	—
327	Nonmetallic mineral product mfg .....	(C)	(D)	(D)	2	—	1	—	—	—	1	—	—	—
3271	Clay product & refractory mfg .....	(C)	(D)	(D)	1	—	—	—	—	—	1	—	—	—
32712	Clay building material & refractories mfg .....	(C)	(D)	(D)	1	—	—	—	—	—	1	—	—	—
335	Electrical equip, appliance & component mfg .....	(F)	(D)	(D)	1	—	—	—	—	—	—	—	1	—
3359	Other electrical equipment & component mfg .....	(F)	(D)	(D)	1	—	—	—	—	—	—	—	1	—
33592	Communication & energy wire & cable mfg .....	(F)	(D)	(D)	1	—	—	—	—	—	—	—	1	—
339	Miscellaneous mfg .....	(E)	(D)	(D)	2	1	—	—	—	—	—	1	—	—
3399	Other miscellaneous mfg .....	(E)	(D)	(D)	2	1	—	—	—	—	—	1	—	—
33999	All other misc mfg .....	(E)	(D)	(D)	2	1	—	—	—	—	—	1	—	—
42	<b>Wholesale trade</b> .....	36	199	927	10	7	2	1	—	—	—	—	—	—
44-45	<b>Retail trade</b> .....	572	2 002	8 899	44	17	15	5	5	—	2	—	—	—
445	Food & beverage stores .....	176	420	1 782	7	3	2	—	1	—	1	—	—	—
4451	Grocery stores .....	(C)	(D)	(D)	2	—	—	—	1	—	1	—	—	—
44511	Grocery (except convenience) stores .....	(C)	(D)	(D)	2	—	—	—	1	—	1	—	—	—
452	General merchandise stores .....	(C)	(D)	(D)	2	—	1	—	—	—	1	—	—	—
4521	Department stores .....	(C)	(D)	(D)	1	—	—	—	—	—	1	—	—	—
45211	Department stores .....	(C)	(D)	(D)	1	—	—	—	—	—	1	—	—	—
48-49	<b>Transportation &amp; warehousing</b> .....	73	486	1 120	6	3	2	—	—	1	—	—	—	—
51	<b>Information</b> .....	36	213	746	4	1	1	2	—	—	—	—	—	—
52	<b>Finance &amp; insurance</b> .....	93	646	2 696	14	8	4	1	1	—	—	—	—	—
53	<b>Real estate &amp; rental &amp; leasing</b> .....	23	68	280	5	2	3	—	—	—	—	—	—	—
54	<b>Professional, scientific &amp; technical services</b> .....	81	613	2 527	22	15	5	2	—	—	—	—	—	—
55	<b>Management of companies &amp; enterprises</b> .....	(A)	(D)	(D)	1	—	—	—	1	—	—	—	—	—

See footnotes at end of table.

**Table 6. Counties—Employees, Payroll, and Establishments by Industry: 2001—Con.**

[Excludes most government employees, railroad employees, and self-employed persons. Size class 1 to 4 includes establishments with payroll, but no employees, during mid-March pay period. (D) denotes figures withheld to avoid disclosing data for individual companies; the data are included in broader industry totals. Detailed industries with 100 or more employees are shown if industry was not a (D). For explanation of terms, abbreviations, and data reliability/comparability, see introductory text]

NAICS code	Industry	Number of employees for week including March 12	Payroll (\$1,000)		Total number of establishments	Number of establishments by employment-size class									
			First quarter	Annual		1 to 4	5 to 9	10 to 19	20 to 49	50 to 99	100 to 249	250 to 499	500 to 999	1,000 or more	
<b>ANDERSON—Con.</b>															
56	<b>Admin, support, waste mgt, remediation services</b>	28	135	823	5	3	1	1	—	—	—	—	—	—	
62	<b>Health care and social assistance</b>	256	1 387	6 073	28	14	7	6	—	—	1	—	—	—	
623	Nursing & residential care facilities	(C)	(D)	(D)	2	1	—	—	—	—	1	—	—	—	
6231	Nursing care facilities	(C)	(D)	(D)	1	—	—	—	—	—	1	—	—	—	
62311	Nursing care facilities	(C)	(D)	(D)	1	—	—	—	—	—	1	—	—	—	
71	<b>Arts, entertainment &amp; recreation</b>	6	8	85	3	3	—	—	—	—	—	—	—	—	
72	<b>Accommodation &amp; food services</b>	283	474	2 280	20	11	—	5	3	1	—	—	—	—	
722	Food services & drinking places	(E)	(D)	(D)	19	10	—	5	3	1	—	—	—	—	
7222	Limited-service eating places	188	342	1 648	7	2	—	3	1	1	—	—	—	—	
72221	Limited-service eating places	188	342	1 648	7	2	—	3	1	1	—	—	—	—	
722211	Limited-service restaurants	188	342	1 648	7	2	—	3	1	1	—	—	—	—	
81	<b>Other services (except public administration)</b>	247	785	3 330	37	21	11	2	3	—	—	—	—	—	
813	Religious, grantmaking, civic, prof & like organizations	163	449	1 984	20	10	6	2	2	—	—	—	—	—	
8131	Religious organizations	134	326	1 353	16	9	4	1	2	—	—	—	—	—	
81311	Religious organizations	134	326	1 353	16	9	4	1	2	—	—	—	—	—	
813110	Religious organizations	134	326	1 353	16	9	4	1	2	—	—	—	—	—	
99	<b>Unclassified establishments</b>	(A)	(D)	(D)	3	3	—	—	—	—	—	—	—	—	
<b>BALLARD</b>															
	<b>Total</b>	1 944	15 401	65 481	160	92	29	21	13	2	2	—	1	—	
22	<b>Utilities</b>	(A)	(D)	(D)	2	—	2	—	—	—	—	—	—	—	
23	<b>Construction</b>	225	1 266	7 012	23	15	3	2	2	1	—	—	—	—	
235	Special trade contractors	153	999	5 871	12	9	1	—	1	1	—	—	—	—	
31-33	<b>Manufacturing</b>	730	9 547	40 579	11	2	3	1	3	1	—	—	1	—	
322	Paper mfg	(F)	(D)	(D)	1	—	—	—	—	—	—	—	1	—	
3221	Pulp, paper & paperboard mills	(F)	(D)	(D)	1	—	—	—	—	—	—	—	1	—	
32212	Paper mills	(F)	(D)	(D)	1	—	—	—	—	—	—	—	1	—	
42	<b>Wholesale trade</b>	44	302	1 160	5	3	1	—	1	—	—	—	—	—	
44-45	<b>Retail trade</b>	248	931	3 835	34	19	6	5	4	—	—	—	—	—	
48-49	<b>Transportation &amp; warehousing</b>	(A)	(D)	(D)	2	1	—	1	—	—	—	—	—	—	
51	<b>Information</b>	(C)	(D)	(D)	2	—	—	—	1	—	1	—	—	—	
513	Broadcasting & telecommunications	(C)	(D)	(D)	2	—	—	—	1	—	1	—	—	—	
5132	Cable networks & program distribution	(C)	(D)	(D)	1	—	—	—	—	—	1	—	—	—	
51322	Cable & other program distribution	(C)	(D)	(D)	1	—	—	—	—	—	1	—	—	—	
52	<b>Finance &amp; insurance</b>	61	470	1 754	13	8	2	3	—	—	—	—	—	—	
53	<b>Real estate &amp; rental &amp; leasing</b>	(A)	(D)	(D)	4	4	—	—	—	—	—	—	—	—	
54	<b>Professional, scientific &amp; technical services</b>	63	591	2 142	8	3	2	3	—	—	—	—	—	—	
56	<b>Admin, support, waste mgt, remediation services</b>	13	56	292	4	3	1	—	—	—	—	—	—	—	
62	<b>Health care and social assistance</b>	163	566	2 257	9	3	3	2	—	—	1	—	—	—	
623	Nursing & residential care facilities	(C)	(D)	(D)	2	—	—	1	—	—	1	—	—	—	
6231	Nursing care facilities	(C)	(D)	(D)	1	—	—	—	—	—	1	—	—	—	
62311	Nursing care facilities	(C)	(D)	(D)	1	—	—	—	—	—	1	—	—	—	
71	<b>Arts, entertainment &amp; recreation</b>	(A)	(D)	(D)	2	2	—	—	—	—	—	—	—	—	
72	<b>Accommodation &amp; food services</b>	98	180	691	9	3	2	3	1	—	—	—	—	—	
81	<b>Other services (except public administration)</b>	91	239	905	26	21	3	1	1	—	—	—	—	—	
99	<b>Unclassified establishments</b>	(A)	(D)	(D)	6	5	1	—	—	—	—	—	—	—	
<b>BARREN</b>															
	<b>Total</b>	14 649	84 713	353 268	835	399	177	133	78	25	15	5	2	1	
11	<b>Forestry, fishing, hunting, and agriculture support</b>	(B)	(D)	(D)	2	1	—	—	1	—	—	—	—	—	
21	<b>Mining</b>	22	148	681	7	6	1	—	—	—	—	—	—	—	
22	<b>Utilities</b>	(B)	(D)	(D)	2	—	1	—	—	1	—	—	—	—	
23	<b>Construction</b>	669	4 595	21 497	75	48	11	7	5	4	—	—	—	—	
233	Building, developing & general contracting	174	1 440	5 710	15	10	1	1	2	1	—	—	—	—	
2333	Nonresidential building construction	(C)	(D)	(D)	5	2	—	—	2	1	—	—	—	—	
23332	Commercial & institutional bldg construction	124	1 180	4 688	4	1	—	—	2	1	—	—	—	—	
233320	Commercial & institutional bldg construction	124	1 180	4 688	4	1	—	—	2	1	—	—	—	—	
235	Special trade contractors	422	2 793	13 448	53	34	8	6	3	2	—	—	—	—	
2351	Plumbing, heating & AC contractor	220	1 747	7 402	18	12	3	—	1	2	—	—	—	—	
23511	Plumbing, heating & AC contractor	220	1 747	7 402	18	12	3	—	1	2	—	—	—	—	
235110	Plumbing, heating & AC contractor	220	1 747	7 402	18	12	3	—	1	2	—	—	—	—	

See footnotes at end of table.

**Table 6. Counties—Employees, Payroll, and Establishments by Industry: 2001—Con.**

[Excludes most government employees, railroad employees, and self-employed persons. Size class 1 to 4 includes establishments with payroll, but no employees, during mid-March pay period. (D) denotes figures withheld to avoid disclosing data for individual companies; the data are included in broader industry totals. Detailed industries with 100 or more employees are shown if industry was not a (D). For explanation of terms, abbreviations, and data reliability/comparability, see introductory text]

NAICS code	Industry	Number of employees for week including March 12	Payroll (\$1,000)		Total number of establishments	Number of establishments by employment-size class								
			First quarter	Annual		1 to 4	5 to 9	10 to 19	20 to 49	50 to 99	100 to 249	250 to 499	500 to 999	1,000 or more
<b>BARREN—Con.</b>														
<b>31-33</b>	<b>Manufacturing</b>	<b>4 805</b>	<b>38 356</b>	<b>156 607</b>	<b>54</b>	<b>14</b>	<b>7</b>	<b>6</b>	<b>12</b>	<b>5</b>	<b>5</b>	<b>3</b>	<b>1</b>	<b>1</b>
311	Food mfg	150	1 061	4 342	6	3	—	—	2	1	—	—	—	—
315	Apparel manufacturing	(C)	(D)	(D)	4	2	—	—	1	—	1	—	—	—
3152	Cut & sew apparel mfg	(C)	(D)	(D)	3	1	—	—	1	—	1	—	—	—
31522	Men's, boys' cut & sew apparel mfg	(C)	(D)	(D)	2	—	—	—	1	—	1	—	—	—
321	Wood product mfg	181	1 036	4 158	6	2	—	2	—	2	—	—	—	—
323	Printing & related support activities	(G)	(D)	(D)	2	—	—	—	1	—	—	—	—	1
3231	Printing & related support activities	(G)	(D)	(D)	2	—	—	—	1	—	—	—	—	1
32311	Printing	(G)	(D)	(D)	2	—	—	—	1	—	—	—	—	1
326	Plastics & rubber products mfg	(C)	(D)	(D)	2	—	—	—	1	1	—	—	—	—
331	Primary metal mfg	(E)	(D)	(D)	1	—	—	—	—	—	—	1	—	—
3315	Foundries	(E)	(D)	(D)	1	—	—	—	—	—	—	1	—	—
33152	Nonferrous metal foundries	(E)	(D)	(D)	1	—	—	—	—	—	—	1	—	—
332	Fabricated metal product mfg	259	2 728	10 365	9	1	3	2	2	—	1	—	—	—
3329	Other fabricated metal product mfg	210	2 431	9 093	3	—	—	—	2	—	1	—	—	—
33299	All other fabricated metal product mfg	210	2 431	9 093	3	—	—	—	2	—	1	—	—	—
333	Machinery mfg	264	2 732	9 931	6	2	—	1	2	—	1	—	—	—
3339	Other general purpose machinery mfg	(C)	(D)	(D)	3	—	—	—	2	—	1	—	—	—
33392	Material handling equipment mfg	(C)	(D)	(D)	2	—	—	—	1	—	1	—	—	—
336	Transportation equipment mfg	1 574	12 394	53 656	5	—	—	—	1	—	1	2	1	—
3363	Motor vehicle parts mfg	(G)	(D)	(D)	4	—	—	—	—	—	1	2	1	—
33634	Motor vehicle brake system mfg	(G)	(D)	(D)	3	—	—	—	—	—	1	1	1	—
33635	MV transmission & power train parts mfg	(E)	(D)	(D)	1	—	—	—	—	—	—	1	—	—
337	Furniture & related product mfg	(C)	(D)	(D)	3	1	1	—	—	—	1	—	—	—
3372	Office furniture (including fixtures) mfg	(C)	(D)	(D)	1	—	—	—	—	—	1	—	—	—
33721	Office furniture (including fixtures) mfg	(C)	(D)	(D)	1	—	—	—	—	—	1	—	—	—
<b>42</b>	<b>Wholesale trade</b>	<b>264</b>	<b>1 482</b>	<b>5 964</b>	<b>31</b>	<b>18</b>	<b>6</b>	<b>2</b>	<b>5</b>	—	—	—	—	—
421	Wholesale trade, durable goods	116	695	2 725	14	9	2	1	2	—	—	—	—	—
422	Wholesale trade, nondurable goods	148	787	3 239	17	9	4	1	3	—	—	—	—	—
<b>44-45</b>	<b>Retail trade</b>	<b>2 264</b>	<b>9 055</b>	<b>37 769</b>	<b>198</b>	<b>77</b>	<b>58</b>	<b>42</b>	<b>14</b>	<b>5</b>	<b>1</b>	<b>1</b>	—	—
441	Motor vehicle & parts dealers	278	1 606	6 960	26	13	3	6	3	1	—	—	—	—
4411	Automobile dealers	183	1 143	5 089	11	6	—	1	3	1	—	—	—	—
44111	New car dealers	158	1 050	4 660	5	1	—	—	3	1	—	—	—	—
441110	New car dealers	158	1 050	4 660	5	1	—	—	3	1	—	—	—	—
444	Bldg material & garden equip & supp dealers	294	1 367	5 524	25	5	8	10	1	1	—	—	—	—
4441	Building material & supplies dealers	172	877	3 666	15	4	6	4	—	1	—	—	—	—
44419	Other building material dealers	(C)	(D)	(D)	12	3	5	4	—	—	—	—	—	—
4442	Lawn & garden equip & supplies stores	122	490	1 858	10	1	2	6	1	—	—	—	—	—
445	Food & beverage stores	364	1 102	4 549	18	4	3	6	2	3	—	—	—	—
4451	Grocery stores	362	1 098	4 533	16	2	3	6	2	3	—	—	—	—
44511	Grocery (except convenience) stores	335	1 040	4 309	12	1	1	5	2	3	—	—	—	—
445110	Grocery (except convenience) stores	335	1 040	4 309	12	1	1	5	2	3	—	—	—	—
446	Health & personal care stores	190	1 232	4 724	15	3	6	4	2	—	—	—	—	—
4461	Health & personal care stores	190	1 232	4 724	15	3	6	4	2	—	—	—	—	—
44611	Pharmacies & drug stores	(C)	(D)	(D)	12	1	5	4	2	—	—	—	—	—
447	Gasoline stations	245	712	2 899	32	8	15	8	1	—	—	—	—	—
4471	Gasoline stations	245	712	2 899	32	8	15	8	1	—	—	—	—	—
44711	Gasoline stations with convenience stores	203	577	2 365	23	3	12	7	1	—	—	—	—	—
447110	Gasoline stations with convenience stores	203	577	2 365	23	3	12	7	1	—	—	—	—	—
448	Clothing & clothing accessories stores	112	262	1 105	18	13	2	1	2	—	—	—	—	—
452	General merchandise stores	499	1 744	7 743	12	3	5	—	2	—	1	1	—	—
4521	Department stores	(E)	(D)	(D)	2	—	—	—	—	—	1	1	—	—
45211	Department stores	(E)	(D)	(D)	2	—	—	—	—	—	1	1	—	—
453	Miscellaneous store retailers	127	451	1 888	25	13	8	4	—	—	—	—	—	—
<b>48-49</b>	<b>Transportation &amp; warehousing</b>	<b>91</b>	<b>450</b>	<b>1 920</b>	<b>22</b>	<b>15</b>	<b>4</b>	<b>3</b>	—	—	—	—	—	—
<b>51</b>	<b>Information</b>	<b>289</b>	<b>1 877</b>	<b>7 971</b>	<b>13</b>	<b>3</b>	<b>2</b>	<b>4</b>	<b>3</b>	—	<b>1</b>	—	—	—
513	Broadcasting & telecommunications	167	1 379	5 916	6	—	1	4	—	—	1	—	—	—
5133	Telecommunications	(C)	(D)	(D)	4	—	1	2	—	—	1	—	—	—
51331	Wired telecommunications carriers	(C)	(D)	(D)	3	—	—	2	—	—	1	—	—	—
<b>52</b>	<b>Finance &amp; insurance</b>	<b>356</b>	<b>2 435</b>	<b>9 525</b>	<b>48</b>	<b>26</b>	<b>14</b>	<b>5</b>	<b>2</b>	<b>1</b>	—	—	—	—
522	Credit intermediation & related activities	268	1 849	6 872	26	11	9	3	2	1	—	—	—	—
5221	Depository credit intermediation	(C)	(D)	(D)	19	5	8	3	2	1	—	—	—	—
52211	Commercial banking	237	1 657	6 138	17	4	7	3	2	1	—	—	—	—
522110	Commercial banking	237	1 657	6 138	17	4	7	3	2	1	—	—	—	—
<b>53</b>	<b>Real estate &amp; rental &amp; leasing</b>	<b>59</b>	<b>240</b>	<b>1 078</b>	<b>24</b>	<b>21</b>	<b>2</b>	<b>1</b>	—	—	—	—	—	—
<b>54</b>	<b>Professional, scientific &amp; technical services</b>	<b>385</b>	<b>1 942</b>	<b>7 937</b>	<b>43</b>	<b>22</b>	<b>12</b>	<b>6</b>	<b>2</b>	—	<b>1</b>	—	—	—
541	Professional, scientific & technical services	385	1 942	7 937	43	22	12	6	2	—	1	—	—	—
5418	Advertising & related services	(C)	(D)	(D)	1	—	—	—	—	—	1	—	—	—
54181	Advertising agencies	(C)	(D)	(D)	1	—	—	—	—	—	1	—	—	—
<b>55</b>	<b>Management of companies &amp; enterprises</b>	<b>(B)</b>	<b>(D)</b>	<b>(D)</b>	<b>2</b>	—	<b>1</b>	—	<b>1</b>	—	—	—	—	—

See footnotes at end of table.

**Table 6. Counties—Employees, Payroll, and Establishments by Industry: 2001—Con.**

[Excludes most government employees, railroad employees, and self-employed persons. Size class 1 to 4 includes establishments with payroll, but no employees, during mid-March pay period. (D) denotes figures withheld to avoid disclosing data for individual companies; the data are included in broader industry totals. Detailed industries with 100 or more employees are shown if industry was not a (D). For explanation of terms, abbreviations, and data reliability/comparability, see introductory text]

NAICS code	Industry	Number of employees for week including March 12	Payroll (\$1,000)		Total number of establishments	Number of establishments by employment-size class									
			First quarter	Annual		1 to 4	5 to 9	10 to 19	20 to 49	50 to 99	100 to 249	250 to 499	500 to 999	1,000 or more	
<b>BARREN—Con.</b>															
<b>56</b>	<b>Admin, support, waste mgt, remediation services</b>	<b>787</b>	<b>2 621</b>	<b>12 232</b>	<b>33</b>	<b>18</b>	<b>4</b>	<b>5</b>	<b>2</b>	<b>2</b>	<b>1</b>	<b>1</b>	—	—	
561	Administrative & support services	(F)	(D)	(D)	31	18	4	4	1	2	1	1	—	—	
5613	Employment services	635	1 973	9 225	6	—	—	2	—	2	1	1	—	—	
56131	Employment placement agencies	(E)	(D)	(D)	2	—	—	—	—	—	1	1	—	—	
56132	Temporary help services	145	556	4 884	3	—	—	1	—	2	—	—	—	—	
561320	Temporary help services	145	556	4 884	3	—	—	1	—	2	—	—	—	—	
<b>61</b>	<b>Educational services</b>	<b>34</b>	<b>48</b>	<b>252</b>	<b>6</b>	<b>3</b>	<b>1</b>	<b>2</b>	—	—	—	—	—	—	
<b>62</b>	<b>Health care and social assistance</b>	<b>2 029</b>	<b>13 427</b>	<b>57 608</b>	<b>85</b>	<b>34</b>	<b>28</b>	<b>13</b>	<b>5</b>	<b>1</b>	<b>3</b>	—	<b>1</b>	—	
621	Ambulatory health care services	577	4 375	21 858	69	29	24	11	4	—	1	—	—	—	
6211	Offices of physicians	234	2 644	14 326	34	14	14	4	2	—	—	—	—	—	
62111	Offices of physicians	234	2 644	14 326	34	14	14	4	2	—	—	—	—	—	
6216	Home health care services	(C)	(D)	(D)	1	—	—	—	—	—	1	—	—	—	
62161	Home health care services	(C)	(D)	(D)	1	—	—	—	—	—	1	—	—	—	
622	Hospitals	(F)	(D)	(D)	1	—	—	—	—	—	—	—	1	—	
6221	General medical & surgical hospitals	(F)	(D)	(D)	1	—	—	—	—	—	—	—	1	—	
62211	General medical & surgical hospitals	(F)	(D)	(D)	1	—	—	—	—	—	—	—	1	—	
623	Nursing & residential care facilities	(E)	(D)	(D)	5	—	—	1	1	1	2	—	—	—	
6231	Nursing care facilities	(E)	(D)	(D)	4	—	—	—	1	1	2	—	—	—	
62311	Nursing care facilities	(E)	(D)	(D)	4	—	—	—	1	1	2	—	—	—	
<b>71</b>	<b>Arts, entertainment &amp; recreation</b>	<b>143</b>	<b>244</b>	<b>1 389</b>	<b>16</b>	<b>11</b>	<b>2</b>	<b>2</b>	—	<b>1</b>	—	—	—	—	
713	Amusement, gambling & recreation industries	(C)	(D)	(D)	14	9	2	2	—	1	—	—	—	—	
7139	Other amusement & recreation industries	132	217	1 084	10	5	2	2	—	1	—	—	—	—	
<b>72</b>	<b>Accommodation &amp; food services</b>	<b>1 812</b>	<b>3 959</b>	<b>16 683</b>	<b>93</b>	<b>29</b>	<b>7</b>	<b>25</b>	<b>25</b>	<b>5</b>	<b>2</b>	—	—	—	
721	Accommodation	158	327	1 771	17	6	2	6	3	—	—	—	—	—	
7211	Traveler accommodation	(C)	(D)	(D)	14	4	2	5	3	—	—	—	—	—	
72111	Hotels (exc casino hotels) & motels	(C)	(D)	(D)	14	4	2	5	3	—	—	—	—	—	
722	Food services & drinking places	1 654	3 632	14 912	76	23	5	19	22	5	2	—	—	—	
7221	Full-service restaurants	541	1 298	5 803	31	11	3	10	4	3	—	—	—	—	
72211	Full-service restaurants	541	1 298	5 803	31	11	3	10	4	3	—	—	—	—	
722110	Full-service restaurants	541	1 298	5 803	31	11	3	10	4	3	—	—	—	—	
7222	Limited-service eating places	1 099	2 313	9 029	42	10	2	8	18	2	2	—	—	—	
72221	Limited-service eating places	1 099	2 313	9 029	42	10	2	8	18	2	2	—	—	—	
722211	Limited-service restaurants	1 013	2 209	8 670	36	9	1	6	16	2	2	—	—	—	
<b>81</b>	<b>Other services (except public administration)</b>	<b>342</b>	<b>2 067</b>	<b>6 019</b>	<b>73</b>	<b>46</b>	<b>16</b>	<b>10</b>	<b>1</b>	—	—	—	—	—	
811	Repair & maintenance	122	1 394	3 519	22	15	4	2	1	—	—	—	—	—	
813	Religious, grantmaking, civic, prof & like organizations	140	344	1 399	32	20	7	5	—	—	—	—	—	—	
8131	Religious organizations	127	300	1 220	26	15	6	5	—	—	—	—	—	—	
81311	Religious organizations	127	300	1 220	26	15	6	5	—	—	—	—	—	—	
813110	Religious organizations	127	300	1 220	26	15	6	5	—	—	—	—	—	—	
<b>95</b>	<b>Auxiliaries (exc corporate, subsidiary &amp; regional mgt)</b>	<b>(C)</b>	<b>(D)</b>	<b>(D)</b>	<b>1</b>	—	—	—	—	—	<b>1</b>	—	—	—	
<b>99</b>	<b>Unclassified establishments</b>	<b>11</b>	<b>21</b>	<b>70</b>	<b>7</b>	<b>7</b>	—	—	—	—	—	—	—	—	
<b>BATH</b>															
	<b>Total</b>	<b>1 444</b>	<b>6 990</b>	<b>29 657</b>	<b>165</b>	<b>103</b>	<b>28</b>	<b>17</b>	<b>12</b>	<b>4</b>	—	<b>1</b>	—	—	
<b>22</b>	<b>Utilities</b>	<b>(A)</b>	<b>(D)</b>	<b>(D)</b>	<b>1</b>	—	<b>1</b>	—	—	—	—	—	—	—	
<b>23</b>	<b>Construction</b>	<b>182</b>	<b>1 311</b>	<b>6 134</b>	<b>21</b>	<b>14</b>	<b>3</b>	<b>1</b>	<b>2</b>	<b>1</b>	—	—	—	—	
234	Heavy construction	136	1 155	5 354	5	1	1	—	2	1	—	—	—	—	
<b>31-33</b>	<b>Manufacturing</b>	<b>470</b>	<b>2 333</b>	<b>8 492</b>	<b>10</b>	<b>3</b>	<b>3</b>	<b>1</b>	—	<b>2</b>	—	<b>1</b>	—	—	
315	Apparel manufacturing	(E)	(D)	(D)	1	—	—	—	—	—	—	1	—	—	
3152	Cut & sew apparel mfg	(E)	(D)	(D)	1	—	—	—	—	—	—	1	—	—	
31522	Men's, boys' cut & sew apparel mfg	(E)	(D)	(D)	1	—	—	—	—	—	—	1	—	—	
<b>42</b>	<b>Wholesale trade</b>	<b>5</b>	<b>19</b>	<b>616</b>	<b>4</b>	<b>3</b>	<b>1</b>	—	—	—	—	—	—	—	
<b>44-45</b>	<b>Retail trade</b>	<b>206</b>	<b>712</b>	<b>3 226</b>	<b>41</b>	<b>24</b>	<b>10</b>	<b>5</b>	<b>2</b>	—	—	—	—	—	
<b>48-49</b>	<b>Transportation &amp; warehousing</b>	<b>(B)</b>	<b>(D)</b>	<b>(D)</b>	<b>4</b>	<b>2</b>	<b>1</b>	—	<b>1</b>	—	—	—	—	—	
<b>51</b>	<b>Information</b>	<b>(B)</b>	<b>(D)</b>	<b>(D)</b>	<b>3</b>	<b>1</b>	<b>1</b>	<b>1</b>	—	—	—	—	—	—	
<b>52</b>	<b>Finance &amp; insurance</b>	<b>89</b>	<b>531</b>	<b>1 836</b>	<b>12</b>	<b>5</b>	<b>3</b>	<b>3</b>	<b>1</b>	—	—	—	—	—	
<b>53</b>	<b>Real estate &amp; rental &amp; leasing</b>	<b>15</b>	<b>35</b>	<b>155</b>	<b>10</b>	<b>10</b>	—	—	—	—	—	—	—	—	
<b>54</b>	<b>Professional, scientific &amp; technical services</b>	<b>29</b>	<b>72</b>	<b>332</b>	<b>14</b>	<b>12</b>	<b>2</b>	—	—	—	—	—	—	—	
<b>55</b>	<b>Management of companies &amp; enterprises</b>	<b>(A)</b>	<b>(D)</b>	<b>(D)</b>	<b>1</b>	<b>1</b>	—	—	—	—	—	—	—	—	
<b>56</b>	<b>Admin, support, waste mgt, remediation services</b>	<b>52</b>	<b>293</b>	<b>2 000</b>	<b>3</b>	—	—	<b>2</b>	<b>1</b>	—	—	—	—	—	
<b>62</b>	<b>Health care and social assistance</b>	<b>202</b>	<b>847</b>	<b>3 250</b>	<b>13</b>	<b>5</b>	—	<b>4</b>	<b>3</b>	<b>1</b>	—	—	—	—	
<b>71</b>	<b>Arts, entertainment &amp; recreation</b>	<b>(A)</b>	<b>(D)</b>	<b>(D)</b>	<b>2</b>	<b>2</b>	—	—	—	—	—	—	—	—	
<b>72</b>	<b>Accommodation &amp; food services</b>	<b>85</b>	<b>144</b>	<b>673</b>	<b>6</b>	<b>1</b>	<b>3</b>	—	<b>2</b>	—	—	—	—	—	
<b>81</b>	<b>Other services (except public administration)</b>	<b>35</b>	<b>94</b>	<b>413</b>	<b>20</b>	<b>20</b>	—	—	—	—	—	—	—	—	

See footnotes at end of table.

**Table 6. Counties—Employees, Payroll, and Establishments by Industry: 2001—Con.**

[Excludes most government employees, railroad employees, and self-employed persons. Size class 1 to 4 includes establishments with payroll, but no employees, during mid-March pay period. (D) denotes figures withheld to avoid disclosing data for individual companies; the data are included in broader industry totals. Detailed industries with 100 or more employees are shown if industry was not a (D). For explanation of terms, abbreviations, and data reliability/comparability, see introductory text]

NAICS code	Industry	Number of employees for week including March 12	Payroll (\$1,000)		Total number of establishments	Number of establishments by employment-size class								
			First quarter	Annual		1 to 4	5 to 9	10 to 19	20 to 49	50 to 99	100 to 249	250 to 499	500 to 999	1,000 or more
<b>BELL</b>														
	<b>Total</b> .....	<b>7 774</b>	<b>39 686</b>	<b>166 504</b>	<b>617</b>	<b>337</b>	<b>136</b>	<b>63</b>	<b>51</b>	<b>15</b>	<b>11</b>	<b>4</b>	<b>-</b>	<b>-</b>
<b>11</b>	<b>Forestry, fishing, hunting, and agriculture support</b> .....	<b>37</b>	<b>98</b>	<b>675</b>	<b>15</b>	<b>12</b>	<b>3</b>	<b>-</b>	<b>-</b>	<b>-</b>	<b>-</b>	<b>-</b>	<b>-</b>	<b>-</b>
<b>21</b>	<b>Mining</b> .....	<b>571</b>	<b>5 023</b>	<b>23 791</b>	<b>25</b>	<b>9</b>	<b>2</b>	<b>7</b>	<b>2</b>	<b>3</b>	<b>2</b>	<b>-</b>	<b>-</b>	<b>-</b>
212	Mining (except oil & gas) .....	(E)	(D)	(D)	20	7	1	7	2	1	2	-	-	-
2121	Coal mining .....	438	3 959	19 579	19	7	1	6	2	1	2	-	-	-
21211	Coal mining .....	438	3 959	19 579	19	7	1	6	2	1	2	-	-	-
212111	Bituminous coal & lignite surface mining .....	133	1 264	5 299	8	3	-	3	1	1	-	-	-	-
212112	Bituminous coal underground mining .....	305	2 695	14 280	11	4	1	3	1	-	2	-	-	-
213	Mining support activities .....	(C)	(D)	(D)	5	2	1	-	-	2	-	-	-	-
2131	Mining support activities .....	(C)	(D)	(D)	5	2	1	-	-	2	-	-	-	-
21311	Mining support activities .....	(C)	(D)	(D)	5	2	1	-	-	2	-	-	-	-
<b>22</b>	<b>Utilities</b> .....	<b>(B)</b>	<b>(D)</b>	<b>(D)</b>	<b>6</b>	<b>2</b>	<b>2</b>	<b>-</b>	<b>2</b>	<b>-</b>	<b>-</b>	<b>-</b>	<b>-</b>	<b>-</b>
<b>23</b>	<b>Construction</b> .....	<b>196</b>	<b>1 070</b>	<b>4 238</b>	<b>30</b>	<b>18</b>	<b>7</b>	<b>1</b>	<b>4</b>	<b>-</b>	<b>-</b>	<b>-</b>	<b>-</b>	<b>-</b>
235	Special trade contractors .....	131	482	2 283	21	12	6	-	3	-	-	-	-	-
<b>31-33</b>	<b>Manufacturing</b> .....	<b>917</b>	<b>5 374</b>	<b>20 005</b>	<b>27</b>	<b>10</b>	<b>5</b>	<b>4</b>	<b>2</b>	<b>3</b>	<b>2</b>	<b>1</b>	<b>-</b>	<b>-</b>
311	Food mfg .....	(E)	(D)	(D)	4	3	-	-	-	-	-	1	-	-
3116	Animal slaughtering & processing .....	(E)	(D)	(D)	1	-	-	-	-	-	-	1	-	-
31161	Animal slaughtering & processing .....	(E)	(D)	(D)	1	-	-	-	-	-	-	1	-	-
315	Apparel manufacturing .....	(C)	(D)	(D)	1	-	-	-	-	-	1	-	-	-
3152	Cut & sew apparel mfg .....	(C)	(D)	(D)	1	-	-	-	-	-	1	-	-	-
31522	Men's, boys' cut & sew apparel mfg .....	(C)	(D)	(D)	1	-	-	-	-	-	1	-	-	-
326	Plastics & rubber products mfg .....	(C)	(D)	(D)	1	-	-	-	-	-	1	-	-	-
3261	Plastics product mfg .....	(C)	(D)	(D)	1	-	-	-	-	-	1	-	-	-
32612	Plastics pipe, pipe fitting, & unsupported profile shape mfg .....	(C)	(D)	(D)	1	-	-	-	-	-	1	-	-	-
<b>42</b>	<b>Wholesale trade</b> .....	<b>287</b>	<b>1 998</b>	<b>8 522</b>	<b>24</b>	<b>8</b>	<b>10</b>	<b>-</b>	<b>5</b>	<b>1</b>	<b>-</b>	<b>-</b>	<b>-</b>	<b>-</b>
421	Wholesale trade, durable goods .....	166	1 492	6 618	12	5	4	-	2	1	-	-	-	-
4211	Motor vehicle, motor vehicle pt & supply whsle .....	(C)	(D)	(D)	2	-	-	-	1	1	-	-	-	-
422	Wholesale trade, nondurable goods .....	121	506	1 904	12	3	6	-	3	-	-	-	-	-
<b>44-45</b>	<b>Retail trade</b> .....	<b>1 862</b>	<b>6 637</b>	<b>27 921</b>	<b>149</b>	<b>80</b>	<b>43</b>	<b>12</b>	<b>7</b>	<b>4</b>	<b>2</b>	<b>1</b>	<b>-</b>	<b>-</b>
441	Motor vehicle & parts dealers .....	174	798	3 263	27	16	7	3	1	-	-	-	-	-
445	Food & beverage stores .....	534	1 713	7 094	20	11	4	-	1	2	2	-	-	-
4451	Grocery stores .....	(F)	(D)	(D)	19	10	4	-	1	2	2	-	-	-
44511	Grocery (except convenience) stores .....	484	1 644	6 761	17	10	3	-	-	2	2	-	-	-
445110	Grocery (except convenience) stores .....	484	1 644	6 761	17	10	3	-	-	2	2	-	-	-
448	Clothing & clothing accessories stores .....	175	440	1 812	22	11	7	1	3	-	-	-	-	-
4481	Clothing stores .....	126	302	1 258	9	2	3	1	3	-	-	-	-	-
452	General merchandise stores .....	660	2 324	10 034	13	4	4	-	2	2	-	1	-	-
4521	Department stores .....	(C)	(D)	(D)	2	-	-	-	-	2	-	-	-	-
45211	Department stores .....	(C)	(D)	(D)	2	-	-	-	-	2	-	-	-	-
4529	Other general merchandise stores .....	(F)	(D)	(D)	11	4	4	-	2	-	-	1	-	-
45291	Warehouse clubs & superstores .....	(E)	(D)	(D)	1	-	-	-	-	-	-	1	-	-
45299	All other general merchandise stores .....	(C)	(D)	(D)	10	4	4	-	2	-	-	-	-	-
<b>48-49</b>	<b>Transportation &amp; warehousing</b> .....	<b>191</b>	<b>1 040</b>	<b>4 689</b>	<b>34</b>	<b>28</b>	<b>3</b>	<b>-</b>	<b>3</b>	<b>-</b>	<b>-</b>	<b>-</b>	<b>-</b>	<b>-</b>
484	Truck transportation .....	(C)	(D)	(D)	30	26	2	-	2	-	-	-	-	-
4842	Specialized freight trucking .....	(C)	(D)	(D)	23	19	2	-	2	-	-	-	-	-
48422	Specialized freight (exc used) trucking, local .....	114	659	3 009	20	17	1	-	2	-	-	-	-	-
484220	Specialized freight (exc used) trucking, local .....	114	659	3 009	20	17	1	-	2	-	-	-	-	-
<b>51</b>	<b>Information</b> .....	<b>85</b>	<b>512</b>	<b>2 052</b>	<b>15</b>	<b>9</b>	<b>4</b>	<b>1</b>	<b>1</b>	<b>-</b>	<b>-</b>	<b>-</b>	<b>-</b>	<b>-</b>
<b>52</b>	<b>Finance &amp; insurance</b> .....	<b>256</b>	<b>1 864</b>	<b>7 694</b>	<b>30</b>	<b>16</b>	<b>7</b>	<b>4</b>	<b>3</b>	<b>-</b>	<b>-</b>	<b>-</b>	<b>-</b>	<b>-</b>
522	Credit intermediation & related activities .....	225	1 518	6 201	22	9	7	3	3	-	-	-	-	-
5221	Depository credit intermediation .....	202	1 391	5 693	15	5	4	3	3	-	-	-	-	-
52211	Commercial banking .....	107	803	3 077	11	4	4	2	1	-	-	-	-	-
522110	Commercial banking .....	107	803	3 077	11	4	4	2	1	-	-	-	-	-
<b>53</b>	<b>Real estate &amp; rental &amp; leasing</b> .....	<b>35</b>	<b>175</b>	<b>797</b>	<b>10</b>	<b>7</b>	<b>3</b>	<b>-</b>	<b>-</b>	<b>-</b>	<b>-</b>	<b>-</b>	<b>-</b>	<b>-</b>
<b>54</b>	<b>Professional, scientific &amp; technical services</b> .....	<b>193</b>	<b>991</b>	<b>5 386</b>	<b>35</b>	<b>24</b>	<b>6</b>	<b>4</b>	<b>1</b>	<b>-</b>	<b>-</b>	<b>-</b>	<b>-</b>	<b>-</b>
541	Professional, scientific & technical services .....	193	991	5 386	35	24	6	4	1	-	-	-	-	-
<b>55</b>	<b>Management of companies &amp; enterprises</b> .....	<b>(A)</b>	<b>(D)</b>	<b>(D)</b>	<b>2</b>	<b>2</b>	<b>-</b>	<b>-</b>	<b>-</b>	<b>-</b>	<b>-</b>	<b>-</b>	<b>-</b>	<b>-</b>
<b>56</b>	<b>Admin, support, waste mgt, remediation services</b> .....	<b>120</b>	<b>716</b>	<b>2 781</b>	<b>11</b>	<b>8</b>	<b>-</b>	<b>2</b>	<b>-</b>	<b>1</b>	<b>-</b>	<b>-</b>	<b>-</b>	<b>-</b>
561	Administrative & support services .....	120	716	2 781	11	8	-	2	-	1	-	-	-	-
<b>61</b>	<b>Educational services</b> .....	<b>288</b>	<b>752</b>	<b>3 170</b>	<b>3</b>	<b>-</b>	<b>-</b>	<b>-</b>	<b>1</b>	<b>-</b>	<b>2</b>	<b>-</b>	<b>-</b>	<b>-</b>
611	Educational services .....	288	752	3 170	3	-	-	-	1	-	2	-	-	-
6111	Elementary & secondary schools .....	(C)	(D)	(D)	2	-	-	-	1	-	1	-	-	-
61111	Elementary & secondary schools .....	(C)	(D)	(D)	2	-	-	-	1	-	1	-	-	-
6112	Junior colleges .....	(C)	(D)	(D)	1	-	-	-	-	-	1	-	-	-
61121	Junior colleges .....	(C)	(D)	(D)	1	-	-	-	-	-	1	-	-	-

See footnotes at end of table.

**Table 6. Counties—Employees, Payroll, and Establishments by Industry: 2001—Con.**

[Excludes most government employees, railroad employees, and self-employed persons. Size class 1 to 4 includes establishments with payroll, but no employees, during mid-March pay period. (D) denotes figures withheld to avoid disclosing data for individual companies; the data are included in broader industry totals. Detailed industries with 100 or more employees are shown if industry was not a (D). For explanation of terms, abbreviations, and data reliability/comparability, see introductory text]

NAICS code	Industry	Number of employees for week including March 12	Payroll (\$1,000)		Total number of establishments	Number of establishments by employment-size class								
			First quarter	Annual		1 to 4	5 to 9	10 to 19	20 to 49	50 to 99	100 to 249	250 to 499	500 to 999	1,000 or more
<b>BELL—Con.</b>														
<b>62</b>	<b>Health care and social assistance . . . . .</b>	<b>1 515</b>	<b>8 822</b>	<b>36 643</b>	<b>70</b>	<b>35</b>	<b>13</b>	<b>12</b>	<b>5</b>	—	<b>3</b>	<b>2</b>	—	—
621	Ambulatory health care services . . . . .	408	2 733	11 543	60	33	12	11	4	—	—	—	—	—
6211	Offices of physicians . . . . .	201	1 569	6 880	34	21	7	4	2	—	—	—	—	—
62111	Offices of physicians . . . . .	201	1 569	6 880	34	21	7	4	2	—	—	—	—	—
621111	Offices of physicians (exc mental health) . . . . .	201	1 569	6 880	34	21	7	4	2	—	—	—	—	—
622	Hospitals . . . . .	(F)	(D)	(D)	2	—	—	—	—	—	—	2	—	—
6221	General medical & surgical hospitals . . . . .	(F)	(D)	(D)	2	—	—	—	—	—	—	2	—	—
62211	General medical & surgical hospitals . . . . .	(F)	(D)	(D)	2	—	—	—	—	—	—	2	—	—
623	Nursing & residential care facilities . . . . .	267	919	3 529	3	—	—	—	1	—	2	—	—	—
6231	Nursing care facilities . . . . .	267	919	3 529	3	—	—	—	1	—	2	—	—	—
62311	Nursing care facilities . . . . .	267	919	3 529	3	—	—	—	1	—	2	—	—	—
623110	Nursing care facilities . . . . .	267	919	3 529	3	—	—	—	1	—	2	—	—	—
624	Social assistance . . . . .	(C)	(D)	(D)	5	2	1	1	—	—	1	—	—	—
6244	Child day care services . . . . .	(C)	(D)	(D)	3	—	1	1	—	—	1	—	—	—
62441	Child day care services . . . . .	(C)	(D)	(D)	3	—	1	1	—	—	1	—	—	—
<b>71</b>	<b>Arts, entertainment &amp; recreation . . . . .</b>	<b>(B)</b>	<b>(D)</b>	<b>(D)</b>	<b>7</b>	<b>4</b>	<b>3</b>	—	—	—	—	—	—	—
<b>72</b>	<b>Accommodation &amp; food services . . . . .</b>	<b>797</b>	<b>1 851</b>	<b>8 316</b>	<b>49</b>	<b>12</b>	<b>10</b>	<b>10</b>	<b>15</b>	<b>2</b>	—	—	—	—
722	Food services & drinking places . . . . .	774	1 799	7 930	45	9	10	10	14	2	—	—	—	—
7221	Full-service restaurants . . . . .	146	346	1 247	10	3	3	2	1	1	—	—	—	—
72211	Full-service restaurants . . . . .	146	346	1 247	10	3	3	2	1	1	—	—	—	—
722110	Full-service restaurants . . . . .	146	346	1 247	10	3	3	2	1	1	—	—	—	—
7222	Limited-service eating places . . . . .	583	1 339	6 120	31	4	6	8	12	1	—	—	—	—
72221	Limited-service eating places . . . . .	583	1 339	6 120	31	4	6	8	12	1	—	—	—	—
722211	Limited-service restaurants . . . . .	554	1 270	5 818	27	3	5	6	12	1	—	—	—	—
<b>81</b>	<b>Other services (except public administration) . . . . .</b>	<b>303</b>	<b>958</b>	<b>3 997</b>	<b>72</b>	<b>50</b>	<b>15</b>	<b>6</b>	—	<b>1</b>	—	—	—	—
813	Religious, grantmaking, civic, prof & like organizations . . . . .	187	483	2 017	39	30	3	5	—	1	—	—	—	—
8131	Religious organizations . . . . .	117	291	1 152	33	26	3	4	—	—	—	—	—	—
81311	Religious organizations . . . . .	117	291	1 152	33	26	3	4	—	—	—	—	—	—
813110	Religious organizations . . . . .	117	291	1 152	33	26	3	4	—	—	—	—	—	—
<b>99</b>	<b>Unclassified establishments . . . . .</b>	<b>(A)</b>	<b>(D)</b>	<b>(D)</b>	<b>3</b>	<b>3</b>	—	—	—	—	—	—	—	—
<b>BOONE</b>														
	<b>Total . . . . .</b>	<b>55 444</b>	<b>425 657</b>	<b>1 773 753</b>	<b>2 409</b>	<b>1 089</b>	<b>468</b>	<b>377</b>	<b>268</b>	<b>94</b>	<b>85</b>	<b>21</b>	<b>5</b>	<b>2</b>
<b>11</b>	<b>Forestry, fishing, hunting, and agriculture support . . . . .</b>	<b>(A)</b>	<b>(D)</b>	<b>(D)</b>	<b>4</b>	<b>2</b>	<b>2</b>	—	—	—	—	—	—	—
<b>21</b>	<b>Mining . . . . .</b>	<b>(B)</b>	<b>(D)</b>	<b>(D)</b>	<b>5</b>	<b>1</b>	<b>2</b>	<b>1</b>	<b>1</b>	—	—	—	—	—
<b>22</b>	<b>Utilities . . . . .</b>	<b>(F)</b>	<b>(D)</b>	<b>(D)</b>	<b>15</b>	<b>7</b>	<b>3</b>	—	<b>2</b>	—	<b>3</b>	—	—	—
221	Utilities . . . . .	(F)	(D)	(D)	15	7	3	—	2	—	3	—	—	—
2211	Elec pwr generation, transmsn & distribution . . . . .	(F)	(D)	(D)	14	7	2	—	2	—	3	—	—	—
22112	Electric pwr transmsn, control & distribution . . . . .	(F)	(D)	(D)	14	7	2	—	2	—	3	—	—	—
<b>23</b>	<b>Construction . . . . .</b>	<b>2 289</b>	<b>14 295</b>	<b>80 973</b>	<b>283</b>	<b>184</b>	<b>50</b>	<b>31</b>	<b>11</b>	<b>2</b>	<b>4</b>	<b>1</b>	—	—
233	Building, developing & general contracting . . . . .	421	3 004	13 289	86	58	13	12	3	—	—	—	—	—
2332	Residential building construction . . . . .	261	1 576	7 536	63	44	12	7	—	—	—	—	—	—
23321	Single-family housing construction . . . . .	251	1 494	7 239	60	42	11	7	—	—	—	—	—	—
233210	Single-family housing construction . . . . .	251	1 494	7 239	60	42	11	7	—	—	—	—	—	—
2333	Nonresidential building construction . . . . .	151	1 292	5 177	18	9	1	5	3	—	—	—	—	—
23332	Commercial & institutional bldg construction . . . . .	144	1 246	5 029	15	6	1	5	3	—	—	—	—	—
233320	Commercial & institutional bldg construction . . . . .	144	1 246	5 029	15	6	1	5	3	—	—	—	—	—
234	Heavy construction . . . . .	346	2 434	21 979	13	4	1	3	3	—	2	—	—	—
2341	Highway, street, bridge & tunnel construction . . . . .	185	1 229	14 004	7	3	—	1	2	—	1	—	—	—
23411	Highway & street construction . . . . .	185	1 229	14 004	7	3	—	1	2	—	1	—	—	—
234110	Highway & street construction . . . . .	185	1 229	14 004	7	3	—	1	2	—	1	—	—	—
2349	Other heavy construction . . . . .	161	1 205	7 975	6	1	1	2	1	—	1	—	—	—
23491	Water, sewer & pipeline construction . . . . .	134	1 029	6 749	3	—	—	2	—	—	1	—	—	—
234910	Water, sewer & pipeline construction . . . . .	134	1 029	6 749	3	—	—	2	—	—	1	—	—	—
235	Special trade contractors . . . . .	1 522	8 857	45 705	184	122	36	16	5	2	2	1	—	—
2351	Plumbing, heating & AC contractor . . . . .	243	1 421	6 846	30	17	8	3	1	1	—	—	—	—
23511	Plumbing, heating & AC contractor . . . . .	243	1 421	6 846	30	17	8	3	1	1	—	—	—	—
235110	Plumbing, heating & AC contractor . . . . .	243	1 421	6 846	30	17	8	3	1	1	—	—	—	—
2353	Electrical contractors . . . . .	366	1 421	5 772	23	15	5	1	1	—	—	1	—	—
23531	Electrical contractors . . . . .	366	1 421	5 772	23	15	5	1	1	—	—	1	—	—
235310	Electrical contractors . . . . .	366	1 421	5 772	23	15	5	1	1	—	—	1	—	—
2354	Masonry, drywall, insulation, tile contractors . . . . .	281	2 078	8 632	25	18	3	2	—	1	1	—	—	—
23541	Masonry & stone contractors . . . . .	195	1 569	6 149	15	11	2	1	—	—	1	—	—	—
235410	Masonry & stone contractors . . . . .	195	1 569	6 149	15	11	2	1	—	—	1	—	—	—
2357	Concrete contractors . . . . .	229	1 128	5 874	22	11	7	3	—	—	1	—	—	—
23571	Concrete contractors . . . . .	229	1 128	5 874	22	11	7	3	—	—	1	—	—	—
235710	Concrete contractors . . . . .	229	1 128	5 874	22	11	7	3	—	—	1	—	—	—
2359	Other special trade contractors . . . . .	187	1 497	11 712	32	20	7	3	2	—	—	—	—	—

See footnotes at end of table.

**Table 6. Counties—Employees, Payroll, and Establishments by Industry: 2001—Con.**

[Excludes most government employees, railroad employees, and self-employed persons. Size class 1 to 4 includes establishments with payroll, but no employees, during mid-March pay period. (D) denotes figures withheld to avoid disclosing data for individual companies; the data are included in broader industry totals. Detailed industries with 100 or more employees are shown if industry was not a (D). For explanation of terms, abbreviations, and data reliability/comparability, see introductory text]

NAICS code	Industry	Number of employees for week including March 12	Payroll (\$1,000)		Total number of establishments	Number of establishments by employment-size class									
			First quarter	Annual		1 to 4	5 to 9	10 to 19	20 to 49	50 to 99	100 to 249	250 to 499	500 to 999	1,000 or more	
<b>BOONE—Con.</b>															
<b>31-33</b>	<b>Manufacturing</b>	<b>9 746</b>	<b>94 664</b>	<b>395 795</b>	<b>140</b>	<b>35</b>	<b>20</b>	<b>14</b>	<b>27</b>	<b>12</b>	<b>24</b>	<b>6</b>	<b>2</b>	<b>-</b>	
311	Food mfg	1 261	9 275	42 699	8	-	2	1	2	1	1	-	1	-	
3114	Fruit & veg preserving & specialty food mfg	(F)	(D)	(D)	2	-	-	-	1	-	-	-	-	1	
31141	Frozen food mfg	(F)	(D)	(D)	2	-	-	-	1	-	-	-	-	1	
3118	Bakeries & tortilla mfg	197	1 725	7 272	5	-	2	1	1	-	1	-	-	-	
31182	Cookie, cracker & pasta mfg	(C)	(D)	(D)	1	-	-	-	-	-	1	-	-	-	
314	Textile product mills	(C)	(D)	(D)	2	-	-	-	-	1	1	-	-	-	
3141	Textile furnishings mills	(C)	(D)	(D)	2	-	-	-	-	1	1	-	-	-	
31412	Curtain & linen mills	(C)	(D)	(D)	2	-	-	-	-	1	1	-	-	-	
322	Paper mfg	(C)	(D)	(D)	2	-	-	-	1	-	1	-	-	-	
3222	Converted paper product mfg	(C)	(D)	(D)	2	-	-	-	1	-	1	-	-	-	
32222	Paper bag & coated & treated paper mfg	(C)	(D)	(D)	1	-	-	-	-	-	1	-	-	-	
323	Printing & related support activities	1 287	15 658	58 668	11	5	1	1	-	-	2	1	1	-	
3231	Printing & related support activities	1 287	15 658	58 668	11	5	1	1	-	-	2	1	1	-	
32311	Printing	(G)	(D)	(D)	10	5	1	1	-	-	1	1	1	-	
32312	Printing support activities	(C)	(D)	(D)	1	-	-	-	-	-	1	-	-	-	
325	Chemical mfg	349	3 098	12 643	7	-	-	1	4	1	1	-	-	-	
3252	Resin, syn rubber, artf & syn fibers, fil mfg	(C)	(D)	(D)	1	-	-	-	-	-	1	-	-	-	
32521	Resin & synthetic rubber mfg	(C)	(D)	(D)	1	-	-	-	-	-	1	-	-	-	
326	Plastics & rubber products mfg	1 801	18 050	78 796	12	1	1	-	2	1	6	1	-	-	
3261	Plastics product mfg	1 801	18 050	78 796	12	1	1	-	2	1	6	1	-	-	
32611	Unsupported plastics film, sheet, & bag mfg	(E)	(D)	(D)	1	-	-	-	-	-	-	1	-	-	
32616	Plastics bottle mfg	(E)	(D)	(D)	2	-	-	-	-	-	2	-	-	-	
32619	Other plastics product mfg	1 029	9 178	44 794	6	-	-	-	1	1	4	-	-	-	
326199	All other plastics product mfg	1 029	9 178	44 794	6	-	-	-	1	1	4	-	-	-	
327	Nonmetallic mineral product mfg	180	1 389	7 477	8	2	1	1	3	1	-	-	-	-	
3273	Cement & concrete product mfg	(C)	(D)	(D)	6	1	1	1	2	1	-	-	-	-	
32732	Ready-mix concrete mfg	122	872	5 331	5	1	1	-	2	1	-	-	-	-	
327320	Ready-mix concrete mfg	122	872	5 331	5	1	1	-	2	1	-	-	-	-	
331	Primary metal mfg	138	1 411	5 876	4	1	-	-	2	1	-	-	-	-	
3312	Steel product mfg from purchased steel	(C)	(D)	(D)	2	-	-	-	1	1	-	-	-	-	
33122	Rolling & drawing of purchased steel	(C)	(D)	(D)	2	-	-	-	1	1	-	-	-	-	
332	Fabricated metal product mfg	904	7 655	34 682	22	7	4	1	3	4	3	-	-	-	
3325	Hardware mfg	(C)	(D)	(D)	3	1	-	-	-	1	1	-	-	-	
33251	Hardware mfg	(C)	(D)	(D)	3	1	-	-	-	1	1	-	-	-	
3326	Spring & wire product mfg	(E)	(D)	(D)	3	-	-	-	-	1	2	-	-	-	
33261	Spring & wire product mfg	(E)	(D)	(D)	3	-	-	-	-	1	2	-	-	-	
333	Machinery mfg	1 297	13 591	50 349	21	5	3	5	3	-	3	2	-	-	
3334	HVAC & commercial refrigeration equipment mfg	(E)	(D)	(D)	2	-	1	-	-	-	-	1	-	-	
33341	HVAC & commercial refrigeration equipment mfg	(E)	(D)	(D)	2	-	1	-	-	-	-	1	-	-	
3335	Metalworking machinery mfg	(C)	(D)	(D)	6	-	-	5	-	-	1	-	-	-	
33351	Metalworking machinery mfg	(C)	(D)	(D)	6	-	-	5	-	-	1	-	-	-	
3339	Other general purpose machinery mfg	750	8 605	31 315	7	1	-	-	3	-	2	1	-	-	
33392	Material handling equipment mfg	(E)	(D)	(D)	2	-	-	-	1	-	-	1	-	-	
33399	All other general purpose machinery mfg	(E)	(D)	(D)	5	1	-	-	2	-	2	-	-	-	
333999	All other general purpose machinery mfg	373	4 507	16 089	3	-	-	-	1	-	2	-	-	-	
336	Transportation equipment mfg	1 642	17 787	72 891	10	1	-	-	1	1	5	2	-	-	
3363	Motor vehicle parts mfg	(G)	(D)	(D)	7	-	-	-	-	1	4	2	-	-	
33633	Motor vehicle steering & suspension parts mfg	(E)	(D)	(D)	1	-	-	-	-	-	-	1	-	-	
33634	Motor vehicle brake system mfg	(F)	(D)	(D)	2	-	-	-	-	-	1	1	-	-	
33635	MV transmission & power train parts mfg	(C)	(D)	(D)	1	-	-	-	-	-	1	-	-	-	
33636	Motor vehicle seating & interior trim mfg	(C)	(D)	(D)	1	-	-	-	-	-	1	-	-	-	
33639	Other motor vehicle parts mfg	(C)	(D)	(D)	1	-	-	-	-	-	1	-	-	-	
3364	Aerospace product & parts mfg	(C)	(D)	(D)	2	-	-	-	1	-	1	-	-	-	
33641	Aerospace product & parts mfg	(C)	(D)	(D)	2	-	-	-	1	-	1	-	-	-	
339	Miscellaneous mfg	237	1 775	8 957	12	5	2	1	3	-	1	-	-	-	
3399	Other miscellaneous mfg	(C)	(D)	(D)	9	3	2	1	2	-	1	-	-	-	
33995	Sign mfg	145	1 050	5 726	5	1	2	1	-	-	1	-	-	-	
339950	Sign mfg	145	1 050	5 726	5	1	2	1	-	-	1	-	-	-	
<b>42</b>	<b>Wholesale trade</b>	<b>3 030</b>	<b>40 951</b>	<b>150 566</b>	<b>137</b>	<b>59</b>	<b>24</b>	<b>21</b>	<b>23</b>	<b>3</b>	<b>5</b>	<b>2</b>	<b>-</b>	<b>-</b>	
421	Wholesale trade, durable goods	1 898	19 661	74 829	105	44	19	15	20	2	5	-	-	-	
4211	Motor vehicle, motor vehicle pt & supply whsle	174	1 167	4 896	10	4	4	-	1	-	1	-	-	-	
42112	Motor vehicle supplies & new parts whsle	129	819	3 467	3	-	2	-	-	-	1	-	-	-	
421120	Motor vehicle supplies & new parts whsle	129	819	3 467	3	-	2	-	-	-	1	-	-	-	
4214	Professional & commercial equip & supp whsle	422	4 035	14 130	14	4	1	2	5	1	1	-	-	-	
42143	Computer & peripheral equip & software whsle	(E)	(D)	(D)	7	2	-	1	2	1	1	-	-	-	
4216	Electrical goods whsle	229	2 008	7 123	12	5	-	4	2	1	-	-	-	-	
42161	Elec equip, wiring supp, const material whsle	157	1 100	4 616	6	2	-	2	1	1	-	-	-	-	
421610	Elec equip, wiring supp, const material whsle	157	1 100	4 616	6	2	-	2	1	1	-	-	-	-	
4218	Machinery, equipment & supplies whsle	886	11 227	42 936	45	18	11	4	9	-	3	-	-	-	
42183	Industrial machinery & equipment whsle	502	7 236	26 825	22	7	5	4	4	-	2	-	-	-	
421830	Industrial machinery & equipment whsle	502	7 236	26 825	22	7	5	4	4	-	2	-	-	-	
42184	Industrial supplies whsle	322	2 878	11 648	14	7	2	-	4	-	1	-	-	-	
421840	Industrial supplies whsle	322	2 878	11 648	14	7	2	-	4	-	1	-	-	-	

See footnotes at end of table.

**Table 6. Counties—Employees, Payroll, and Establishments by Industry: 2001—Con.**

[Excludes most government employees, railroad employees, and self-employed persons. Size class 1 to 4 includes establishments with payroll, but no employees, during mid-March pay period. (D) denotes figures withheld to avoid disclosing data for individual companies; the data are included in broader industry totals. Detailed industries with 100 or more employees are shown if industry was not a (D). For explanation of terms, abbreviations, and data reliability/comparability, see introductory text]

NAICS code	Industry	Number of employees for week including March 12	Payroll (\$1,000)		Total number of establishments	Number of establishments by employment-size class											
			First quarter	Annual		1 to 4	5 to 9	10 to 19	20 to 49	50 to 99	100 to 249	250 to 499	500 to 999	1,000 or more			
<b>42</b>	<b>BOONE—Con.</b>																
	<b>Wholesale trade—Con.</b>																
422	Wholesale trade, nondurable goods .....	1 132	21 290	75 737	32	15	5	6	3	1	—	2	—	—	—	—	—
4222	Drugs & druggists' sundries whsle .....	(E)	(D)	(D)	4	2	—	1	—	—	—	1	—	—	—	—	—
42221	Drugs & druggists' sundries whsle .....	(E)	(D)	(D)	4	2	—	1	—	—	—	1	—	—	—	—	—
4224	Grocery & related product whsle .....	(E)	(D)	(D)	6	3	2	—	—	—	—	—	—	—	—	—	—
42249	Other grocery & related products whsle .....	(E)	(D)	(D)	3	2	—	—	—	—	—	—	—	—	—	—	—
4229	Miscellaneous nondurable goods whsle .....	108	764	3 598	8	5	—	1	2	—	—	—	—	—	—	—	—
<b>44-45</b>	<b>Retail trade .....</b>	<b>8 975</b>	<b>39 728</b>	<b>164 326</b>	<b>437</b>	<b>135</b>	<b>110</b>	<b>98</b>	<b>51</b>	<b>25</b>	<b>14</b>	<b>4</b>	—	—	—	—	—
441	Motor vehicle & parts dealers .....	954	7 416	33 939	42	17	7	4	5	7	2	—	—	—	—	—	—
4411	Automobile dealers .....	747	6 189	28 615	23	10	2	1	1	7	2	—	—	—	—	—	—
44111	New car dealers .....	715	5 972	27 418	14	3	—	1	1	7	2	—	—	—	—	—	—
441110	New car dealers .....	715	5 972	27 418	14	3	—	1	1	7	2	—	—	—	—	—	—
4413	Automotive parts, accessories & tire stores .....	(C)	(D)	(D)	17	7	5	2	3	—	—	—	—	—	—	—	—
44131	Automotive parts, accessories & tire stores .....	104	548	2 287	11	6	3	—	2	—	—	—	—	—	—	—	—
441310	Automotive parts, accessories & tire stores .....	104	548	2 287	11	6	3	—	2	—	—	—	—	—	—	—	—
442	Furniture & home furnishing stores .....	324	1 767	7 113	32	11	10	7	4	—	—	—	—	—	—	—	—
4421	Furniture stores .....	169	1 088	4 419	15	4	4	5	2	—	—	—	—	—	—	—	—
44211	Furniture stores .....	169	1 088	4 419	15	4	4	5	2	—	—	—	—	—	—	—	—
442110	Furniture stores .....	169	1 088	4 419	15	4	4	5	2	—	—	—	—	—	—	—	—
4422	Home furnishings stores .....	155	679	2 694	17	7	6	2	2	—	—	—	—	—	—	—	—
443	Electronics & appliance stores .....	409	2 183	8 117	20	8	8	—	—	3	1	—	—	—	—	—	—
4431	Electronics & appliance stores .....	409	2 183	8 117	20	8	8	—	—	3	1	—	—	—	—	—	—
44311	Appliance, TV & all other electronics stores ..	358	1 993	7 402	11	5	2	—	—	3	1	—	—	—	—	—	—
444	Bldg material & garden equip & supp dealers .....	544	3 188	11 530	37	10	13	9	3	1	1	—	—	—	—	—	—
4441	Building material & supplies dealers .....	427	2 740	9 448	25	8	8	4	3	1	1	—	—	—	—	—	—
44411	Home centers .....	(C)	(D)	(D)	2	—	—	—	1	—	—	—	—	—	—	—	—
44419	Other building material dealers .....	164	1 359	3 799	15	4	6	3	1	1	—	—	—	—	—	—	—
444190	Other building material dealers .....	164	1 359	3 799	15	4	6	3	1	1	—	—	—	—	—	—	—
4442	Lawn & garden equip & supplies stores .....	117	448	2 082	12	2	5	5	—	—	—	—	—	—	—	—	—
44422	Nursery & garden centers .....	(C)	(D)	(D)	10	1	4	5	—	—	—	—	—	—	—	—	—
445	Food & beverage stores .....	1 277	4 311	17 425	39	12	9	7	4	3	3	1	—	—	—	—	—
4451	Grocery stores .....	1 131	3 766	15 280	20	3	3	5	2	3	3	1	—	—	—	—	—
44511	Grocery (except convenience) stores .....	1 049	3 540	14 208	13	1	2	2	1	3	3	1	—	—	—	—	—
445110	Grocery (except convenience) stores .....	1 049	3 540	14 208	13	1	2	2	1	3	3	1	—	—	—	—	—
446	Health & personal care stores .....	483	2 261	9 256	31	12	5	6	6	2	—	—	—	—	—	—	—
4461	Health & personal care stores .....	483	2 261	9 256	31	12	5	6	6	2	—	—	—	—	—	—	—
44611	Pharmacies & drug stores .....	298	1 533	6 181	11	1	2	3	3	2	—	—	—	—	—	—	—
446110	Pharmacies & drug stores .....	298	1 533	6 181	11	1	2	3	3	2	—	—	—	—	—	—	—
447	Gasoline stations .....	716	2 741	10 815	50	13	8	18	9	2	—	—	—	—	—	—	—
4471	Gasoline stations .....	716	2 741	10 815	50	13	8	18	9	2	—	—	—	—	—	—	—
44711	Gasoline stations with convenience stores ..	474	1 443	5 680	40	9	7	17	7	—	—	—	—	—	—	—	—
447110	Gasoline stations with convenience stores ..	474	1 443	5 680	40	9	7	17	7	—	—	—	—	—	—	—	—
44719	Other gasoline stations .....	242	1 298	5 135	10	4	1	1	2	2	—	—	—	—	—	—	—
447190	Other gasoline stations .....	242	1 298	5 135	10	4	1	1	2	2	—	—	—	—	—	—	—
448	Clothing & clothing accessories stores .....	735	2 203	8 665	72	20	22	23	7	—	—	—	—	—	—	—	—
4481	Clothing stores .....	496	1 275	4 981	42	11	11	13	7	—	—	—	—	—	—	—	—
44812	Women's clothing stores .....	196	393	1 577	15	3	2	8	2	—	—	—	—	—	—	—	—
448120	Women's clothing stores .....	196	393	1 577	15	3	2	8	2	—	—	—	—	—	—	—	—
44814	Family clothing stores .....	135	391	1 489	8	2	1	3	2	—	—	—	—	—	—	—	—
448140	Family clothing stores .....	135	391	1 489	8	2	1	3	2	—	—	—	—	—	—	—	—
4482	Shoe stores .....	137	403	1 762	17	5	6	6	—	—	—	—	—	—	—	—	—
44821	Shoe stores .....	137	403	1 762	17	5	6	6	—	—	—	—	—	—	—	—	—
448210	Shoe stores .....	137	403	1 762	17	5	6	6	—	—	—	—	—	—	—	—	—
4483	Jewelry, luggage & leather goods stores .....	102	525	1 922	13	4	5	4	—	—	—	—	—	—	—	—	—
44831	Jewelry stores .....	102	525	1 922	13	4	5	4	—	—	—	—	—	—	—	—	—
448310	Jewelry stores .....	102	525	1 922	13	4	5	4	—	—	—	—	—	—	—	—	—
451	Sporting goods, hobby, book & music stores .....	499	1 313	5 496	27	8	8	4	3	4	—	—	—	—	—	—	—
4511	Sporting goods, hobby, musical instrument stores .....	339	913	3 925	19	7	6	1	2	3	—	—	—	—	—	—	—
45111	Sporting goods stores .....	178	446	1 919	8	4	2	—	—	2	—	—	—	—	—	—	—
451110	Sporting goods stores .....	178	446	1 919	8	4	2	—	—	2	—	—	—	—	—	—	—
45112	Hobby, toy & game stores .....	118	334	1 469	7	2	3	—	1	1	—	—	—	—	—	—	—
451120	Hobby, toy & game stores .....	118	334	1 469	7	2	3	—	1	1	—	—	—	—	—	—	—
4512	Book, periodical & music stores .....	160	400	1 571	8	1	2	3	1	1	—	—	—	—	—	—	—
452	General merchandise stores .....	2 243	8 391	36 462	18	1	3	2	1	1	7	3	—	—	—	—	—
4521	Department stores .....	1 306	5 034	21 393	7	—	—	—	—	—	5	2	—	—	—	—	—
45211	Department stores .....	1 306	5 034	21 393	7	—	—	—	—	—	5	2	—	—	—	—	—
452110	Department stores .....	1 306	5 034	21 393	7	—	—	—	—	—	5	2	—	—	—	—	—
4529	Other general merchandise stores .....	937	3 357	15 069	11	1	3	2	1	1	2	1	—	—	—	—	—
45291	Warehouse clubs & superstores .....	788	2 988	13 396	3	—	—	—	—	—	2	1	—	—	—	—	—
452910	Warehouse clubs & superstores .....	788	2 988	13 396	3	—	—	—	—	—	2	1	—	—	—	—	—
45299	All other general merchandise stores .....	149	369	1 673	8	1	3	2	1	1	—	—	—	—	—	—	—
452990	All other general merchandise stores .....	149	369	1 673	8	1	3	2	1	1	—	—	—	—	—	—	—
453	Miscellaneous store retailers .....	591	2 438	9 101	56	18	16	14	7	1	—	—	—	—	—	—	—
4532	Office supplies, stationery & gift stores .....	284	970	3 745	20	3	7	5	4	1	—	—	—	—	—	—	—
45322	Gift, novelty & souvenir stores .....	192	574	2 258	13	1	5	5	1	1	—	—	—	—	—	—	—
453220	Gift, novelty & souvenir stores .....	192	574	2 258	13	1	5	5	1	1	—	—	—	—	—	—	—
4539	Other miscellaneous store retailers .....	196	1 183	4 218	23	9	7	5	2	—	—	—	—	—	—	—	—

See



**Table 6. Counties—Employees, Payroll, and Establishments by Industry: 2001—Con.**

[Excludes most government employees, railroad employees, and self-employed persons. Size class 1 to 4 includes establishments with payroll, but no employees, during mid-March pay period. (D) denotes figures withheld to avoid disclosing data for individual companies; the data are included in broader industry totals. Detailed industries with 100 or more employees are shown if industry was not a (D). For explanation of terms, abbreviations, and data reliability/comparability, see introductory text]

NAICS code	Industry	Number of employees for week including March 12	Payroll (\$1,000)		Total number of establishments	Number of establishments by employment-size class								
			First quarter	Annual		1 to 4	5 to 9	10 to 19	20 to 49	50 to 99	100 to 249	250 to 499	500 to 999	1,000 or more
<b>BOONE—Con.</b>														
<b>44-45 Retail trade—Con.</b>														
454	Nonstore retailers .....	200	1 516	6 407	13	5	1	4	2	1	—	—	—	—
4542	Vending machine operators .....	(C)	(D)	(D)	2	—	—	1	—	1	—	—	—	—
45421	Vending machine operators .....	(C)	(D)	(D)	2	—	—	1	—	1	—	—	—	—
<b>48-49 Transportation &amp; warehousing .....</b>														
481	Air transportation .....	(I)	(D)	(D)	8	1	3	—	3	—	—	—	—	1
4811	Scheduled air transportation .....	(I)	(D)	(D)	8	1	3	—	3	—	—	—	—	1
48111	Scheduled air transportation .....	(I)	(D)	(D)	8	1	3	—	3	—	—	—	—	1
483	Water transportation .....	(C)	(D)	(D)	3	—	—	—	2	—	1	—	—	—
4832	Inland water transportation .....	(C)	(D)	(D)	3	—	—	—	2	—	1	—	—	—
48321	Inland water transportation .....	(C)	(D)	(D)	3	—	—	—	2	—	1	—	—	—
484	Truck transportation .....	631	5 202	23 103	52	32	5	8	3	2	2	—	—	—
4841	General freight trucking .....	570	4 757	21 148	34	18	3	6	3	2	2	—	—	—
48411	General freight trucking, local .....	206	1 391	6 709	16	7	2	4	2	1	—	—	—	—
484110	General freight trucking, local .....	206	1 391	6 709	16	7	2	4	2	1	—	—	—	—
48412	General freight trucking, long-distance .....	364	3 366	14 439	18	11	1	2	1	1	2	—	—	—
488	Transportation support activities .....	718	3 849	16 658	28	12	8	2	4	1	—	1	—	—
4885	Freight transportation arrangement .....	639	3 672	15 840	24	11	6	2	4	—	—	1	—	—
48851	Freight transportation arrangement .....	639	3 672	15 840	24	11	6	2	4	—	—	1	—	—
488510	Freight transportation arrangement .....	639	3 672	15 840	24	11	6	2	4	—	—	1	—	—
492	Couriers & messengers .....	216	2 130	8 624	10	5	2	1	—	1	1	—	—	—
4921	Couriers .....	(C)	(D)	(D)	6	2	2	—	—	1	1	—	—	—
49211	Couriers .....	(C)	(D)	(D)	6	2	2	—	—	1	1	—	—	—
493	Warehousing & storage .....	(E)	(D)	(D)	11	1	4	3	2	—	1	—	—	—
4931	Warehousing & storage .....	(E)	(D)	(D)	11	1	4	3	2	—	1	—	—	—
49311	General warehousing & storage .....	(C)	(D)	(D)	9	1	4	3	1	—	—	—	—	—
49319	Other warehousing & storage .....	(C)	(D)	(D)	1	—	—	—	—	—	1	—	—	—
<b>51 Information .....</b>														
513	Broadcasting & telecommunications .....	164	2 614	8 803	19	10	5	3	—	1	—	—	—	—
5133	Telecommunications .....	(C)	(D)	(D)	17	8	5	3	—	1	—	—	—	—
51331	Wired telecommunications carriers .....	132	2 241	7 600	10	4	2	3	—	1	—	—	—	—
513310	Wired telecommunications carriers .....	132	2 241	7 600	10	4	2	3	—	1	—	—	—	—
<b>52 Finance &amp; insurance .....</b>														
522	Credit intermediation & related activities .....	2 409	12 720	53 278	87	35	31	14	4	2	—	—	—	1
5221	Depository credit intermediation .....	569	4 658	18 436	53	14	22	13	2	2	—	—	—	—
52211	Commercial banking .....	531	4 394	17 273	47	10	21	12	2	2	—	—	—	—
522110	Commercial banking .....	531	4 394	17 273	47	10	21	12	2	2	—	—	—	—
5222	Nondepository credit intermediation .....	(C)	(D)	(D)	19	12	4	1	2	—	—	—	—	—
52229	Other nondepository credit intermediation .....	(C)	(D)	(D)	14	8	3	1	2	—	—	—	—	—
5223	Activities related to credit intermediation .....	(G)	(D)	(D)	15	9	5	—	—	—	—	—	—	1
52232	Financial clearinghouse & reserve activities ..	(G)	(D)	(D)	1	—	—	—	—	—	—	—	—	1
524	Insurance carriers & related activities .....	226	2 656	9 794	46	28	12	4	2	—	—	—	—	—
5242	Agencies & other insurance related activities ..	(C)	(D)	(D)	35	23	9	3	—	—	—	—	—	—
52421	Insurance agencies & brokerages .....	127	1 204	5 157	33	23	7	3	—	—	—	—	—	—
524210	Insurance agencies & brokerages .....	127	1 204	5 157	33	23	7	3	—	—	—	—	—	—
<b>53 Real estate &amp; rental &amp; leasing .....</b>														
531	Real estate .....	318	2 005	8 566	73	52	15	5	—	1	—	—	—	—
5311	Lessors of real estate .....	175	979	4 136	38	27	9	1	—	1	—	—	—	—
532	Rental & leasing services .....	884	6 681	22 287	38	16	9	6	2	2	2	1	—	—
5321	Automotive equipment rental & leasing .....	485	2 646	10 142	12	5	1	—	2	2	2	—	—	—
53211	Passenger car rental & leasing .....	453	2 248	8 778	7	2	—	—	1	2	2	—	—	—
532111	Passenger car rental .....	453	2 248	8 778	7	2	—	—	1	2	2	—	—	—
5324	Commercial, industrial equip rental & leasing ...	295	3 217	10 132	9	5	1	2	—	—	—	1	—	—
53242	Office machinery & equipment rental & leasing .....	(E)	(D)	(D)	3	1	—	1	—	—	—	1	—	—
<b>54 Professional, scientific &amp; technical services .....</b>														
541	Professional, scientific & technical services .....	1 163	10 032	46 338	172	124	22	17	6	1	2	—	—	—
5411	Legal services .....	111	876	4 988	32	27	4	—	1	—	—	—	—	—
54111	Offices of lawyers .....	(C)	(D)	(D)	30	25	4	—	1	—	—	—	—	—
5412	Accounting, tax prep, bookkeep, payroll services .....	233	2 088	8 729	28	22	3	1	1	—	1	—	—	—
54121	Accounting, tax prep, bookkeep, payroll services .....	233	2 088	8 729	28	22	3	1	1	—	1	—	—	—
5413	Architectural, engineering & related services ...	130	1 091	4 026	24	18	2	3	1	—	—	—	—	—
5415	Computer systems design & related services ...	111	1 838	7 486	21	14	4	2	1	—	—	—	—	—
54151	Computer systems design & related services ...	111	1 838	7 486	21	14	4	2	1	—	—	—	—	—
5416	Management, sci & tech consulting services ....	162	965	5 566	30	24	3	1	1	—	—	—	—	—
54161	Management consulting services .....	113	647	4 325	17	12	3	1	—	1	—	—	—	—
5418	Advertising & related services .....	231	2 418	9 903	11	5	3	2	—	—	1	—	—	—
54186	Direct mail advertising .....	(C)	(D)	(D)	3	1	1	—	—	—	1	—	—	—
5419	Oth professional, scientific, technical services ...	172	685	3 619	20	9	2	8	1	—	—	—	—	—

See footnotes at end of table.

**Table 6. Counties—Employees, Payroll, and Establishments by Industry: 2001—Con.**

[Excludes most government employees, railroad employees, and self-employed persons. Size class 1 to 4 includes establishments with payroll, but no employees, during mid-March pay period. (D) denotes figures withheld to avoid disclosing data for individual companies; the data are included in broader industry totals. Detailed industries with 100 or more employees are shown if industry was not a (D). For explanation of terms, abbreviations, and data reliability/comparability, see introductory text]

NAICS code	Industry	Number of employees for week including March 12	Payroll (\$1,000)		Total number of establishments	Number of establishments by employment-size class									
			First quarter	Annual		1 to 4	5 to 9	10 to 19	20 to 49	50 to 99	100 to 249	250 to 499	500 to 999	1,000 or more	
<b>BOONE—Con.</b>															
<b>55</b>	<b>Management of companies &amp; enterprises . . . . .</b>	<b>628</b>	<b>7 927</b>	<b>27 070</b>	<b>22</b>	<b>9</b>	<b>7</b>	<b>1</b>	<b>1</b>	<b>1</b>	<b>3</b>	—	—	—	
551	Management of companies & enterprises . . . . .	628	7 927	27 070	22	9	7	1	1	1	3	—	—	—	
5511	Management of companies & enterprises . . . . .	628	7 927	27 070	22	9	7	1	1	1	3	—	—	—	
55111	Management of companies & enterprises . . . . .	628	7 927	27 070	22	9	7	1	1	1	3	—	—	—	
<b>56</b>	<b>Admin, support, waste mgmt, remediation services . . . . .</b>	<b>3 513</b>	<b>13 317</b>	<b>55 714</b>	<b>146</b>	<b>72</b>	<b>17</b>	<b>25</b>	<b>18</b>	<b>4</b>	<b>8</b>	<b>1</b>	<b>1</b>	—	
561	Administrative & support services . . . . .	(H)	(D)	(D)	140	68	16	25	18	4	7	1	1	—	
5611	Office administrative services . . . . .	162	1 612	6 610	12	4	2	2	4	—	—	—	—	—	
56111	Office administrative services . . . . .	162	1 612	6 610	12	4	2	2	4	—	—	—	—	—	
561110	Office administrative services . . . . .	162	1 612	6 610	12	4	2	2	4	—	—	—	—	—	
5613	Employment services . . . . .	1 996	5 762	22 957	20	4	—	2	4	4	4	1	1	—	
56132	Temporary help services . . . . .	1 888	5 584	22 202	15	1	—	1	4	3	4	1	1	—	
561320	Temporary help services . . . . .	1 888	5 584	22 202	15	1	—	1	4	3	4	1	1	—	
5616	Investigation & security services . . . . .	216	847	4 306	7	2	2	2	—	—	1	—	—	—	
56161	Investigation, guard & armored car services . . . . .	(C)	(D)	(D)	5	1	1	2	—	—	1	—	—	—	
5617	Services to buildings & dwellings . . . . .	837	2 713	12 258	79	44	11	13	9	—	2	—	—	—	
56172	Janitorial services . . . . .	248	773	3 330	28	14	4	7	3	—	—	—	—	—	
561720	Janitorial services . . . . .	248	773	3 330	28	14	4	7	3	—	—	—	—	—	
56173	Landscaping services . . . . .	478	1 448	6 918	38	23	5	4	4	—	2	—	—	—	
561730	Landscaping services . . . . .	478	1 448	6 918	38	23	5	4	4	—	2	—	—	—	
562	Waste management & remediation services . . . . .	(C)	(D)	(D)	6	4	—	—	—	—	1	—	—	—	
5621	Waste collection . . . . .	(C)	(D)	(D)	2	1	—	—	—	—	1	—	—	—	
56211	Waste collection . . . . .	(C)	(D)	(D)	2	1	—	—	—	—	1	—	—	—	
<b>61</b>	<b>Educational services . . . . .</b>	<b>116</b>	<b>414</b>	<b>1 704</b>	<b>11</b>	<b>3</b>	<b>5</b>	<b>1</b>	<b>2</b>	—	—	—	—	—	
611	Educational services . . . . .	116	414	1 704	11	3	5	1	2	—	—	—	—	—	
<b>62</b>	<b>Health care and social assistance . . . . .</b>	<b>2 670</b>	<b>16 346</b>	<b>75 889</b>	<b>173</b>	<b>67</b>	<b>41</b>	<b>37</b>	<b>21</b>	<b>3</b>	<b>3</b>	—	<b>1</b>	—	
621	Ambulatory health care services . . . . .	1 093	7 903	36 072	121	53	31	25	10	1	1	—	—	—	
6211	Offices of physicians . . . . .	406	3 633	17 274	33	10	6	10	6	1	—	—	—	—	
62111	Offices of physicians . . . . .	406	3 633	17 274	33	10	6	10	6	1	—	—	—	—	
621111	Offices of physicians (exc mental health) . . . . .	406	3 633	17 274	33	10	6	10	6	1	—	—	—	—	
6212	Offices of dentists . . . . .	301	2 155	9 775	42	17	16	8	1	—	—	—	—	—	
62121	Offices of dentists . . . . .	301	2 155	9 775	42	17	16	8	1	—	—	—	—	—	
621210	Offices of dentists . . . . .	301	2 155	9 775	42	17	16	8	1	—	—	—	—	—	
6213	Offices of other health practitioners . . . . .	176	1 077	4 776	38	23	8	6	1	—	—	—	—	—	
6214	Outpatient care centers . . . . .	(C)	(D)	(D)	5	1	1	1	2	—	—	—	—	—	
6216	Home health care services . . . . .	(C)	(D)	(D)	1	—	—	—	—	—	1	—	—	—	
62161	Home health care services . . . . .	(C)	(D)	(D)	1	—	—	—	—	—	1	—	—	—	
622	Hospitals . . . . .	(F)	(D)	(D)	2	—	1	—	—	—	—	—	1	—	
6221	General medical & surgical hospitals . . . . .	(F)	(D)	(D)	2	—	1	—	—	—	—	—	1	—	
62211	General medical & surgical hospitals . . . . .	(F)	(D)	(D)	2	—	1	—	—	—	—	—	1	—	
623	Nursing & residential care facilities . . . . .	412	1 938	8 521	11	1	2	3	2	2	1	—	—	—	
6231	Nursing care facilities . . . . .	(E)	(D)	(D)	3	1	—	—	—	1	1	—	—	—	
62311	Nursing care facilities . . . . .	(E)	(D)	(D)	3	1	—	—	—	1	1	—	—	—	
6233	Community care facilities for the elderly . . . . .	108	338	1 630	4	—	—	2	1	1	—	—	—	—	
62331	Community care facilities for the elderly . . . . .	108	338	1 630	4	—	—	2	1	1	—	—	—	—	
623312	Homes for the elderly . . . . .	108	338	1 630	4	—	—	2	1	1	—	—	—	—	
624	Social assistance . . . . .	(F)	(D)	(D)	39	13	7	9	9	—	1	—	—	—	
6243	Vocational rehabilitation services . . . . .	(C)	(D)	(D)	1	—	—	—	—	—	1	—	—	—	
62431	Vocational rehabilitation services . . . . .	(C)	(D)	(D)	1	—	—	—	—	—	1	—	—	—	
6244	Child day care services . . . . .	327	888	3 659	25	8	1	7	9	—	—	—	—	—	
62441	Child day care services . . . . .	327	888	3 659	25	8	1	7	9	—	—	—	—	—	
624410	Child day care services . . . . .	327	888	3 659	25	8	1	7	9	—	—	—	—	—	
<b>71</b>	<b>Arts, entertainment &amp; recreation . . . . .</b>	<b>638</b>	<b>2 694</b>	<b>9 508</b>	<b>27</b>	<b>15</b>	<b>3</b>	<b>3</b>	<b>2</b>	<b>3</b>	—	<b>1</b>	—	—	
711	Performing arts, spectator sports & related industries . . . . .	358	1 940	5 913	11	8	1	1	—	—	—	1	—	—	
7112	Spectator sports . . . . .	347	1 898	5 789	8	6	—	1	—	—	—	1	—	—	
71121	Spectator sports . . . . .	347	1 898	5 789	8	6	—	1	—	—	—	1	—	—	
713	Amusement, gambling & recreation industries . . . . .	(E)	(D)	(D)	15	6	2	2	2	3	—	—	—	—	
7139	Other amusement & recreation industries . . . . .	273	728	3 484	14	5	2	2	2	3	—	—	—	—	
<b>72</b>	<b>Accommodation &amp; food services . . . . .</b>	<b>5 390</b>	<b>15 871</b>	<b>64 784</b>	<b>200</b>	<b>48</b>	<b>22</b>	<b>45</b>	<b>51</b>	<b>25</b>	<b>9</b>	—	—	—	
721	Accommodation . . . . .	708	2 713	11 378	28	7	3	6	10	—	2	—	—	—	
7211	Traveler accommodation . . . . .	(F)	(D)	(D)	26	5	3	6	10	—	2	—	—	—	
72111	Hotels (exc casino hotels) & motels . . . . .	(F)	(D)	(D)	26	5	3	6	10	—	2	—	—	—	
722	Food services & drinking places . . . . .	4 682	13 158	53 406	172	41	19	39	41	25	7	—	—	—	
7221	Full-service restaurants . . . . .	2 275	6 721	27 382	71	20	5	15	11	16	4	—	—	—	
72211	Full-service restaurants . . . . .	2 275	6 721	27 382	71	20	5	15	11	16	4	—	—	—	
722110	Full-service restaurants . . . . .	2 275	6 721	27 382	71	20	5	15	11	16	4	—	—	—	
7222	Limited-service eating places . . . . .	2 172	5 522	22 442	86	15	9	22	29	9	2	—	—	—	
72221	Limited-service eating places . . . . .	2 172	5 522	22 442	86	15	9	22	29	9	2	—	—	—	
722211	Limited-service restaurants . . . . .	2 068	5 181	21 062	78	13	8	19	27	9	2	—	—	—	
722213	Snack & nonalcoholic beverage bars . . . . .	104	341	1 380	8	2	1	3	2	—	—	—	—	—	
7223	Special food services . . . . .	204	856	3 346	8	2	3	1	1	—	1	—	—	—	
72231	Food service contractors . . . . .	193	833	3 176	5	—	2	1	1	—	1	—	—	—	
722310	Food service contractors . . . . .	193	833	3 176	5	—	2	1	1	—	1	—	—	—	

See footnotes at end of table.

**Table 6. Counties—Employees, Payroll, and Establishments by Industry: 2001—Con.**

[Excludes most government employees, railroad employees, and self-employed persons. Size class 1 to 4 includes establishments with payroll, but no employees, during mid-March pay period. (D) denotes figures withheld to avoid disclosing data for individual companies; the data are included in broader industry totals. Detailed industries with 100 or more employees are shown if industry was not a (D). For explanation of terms, abbreviations, and data reliability/comparability, see introductory text]

NAICS code	Industry	Number of employees for week including March 12	Payroll (\$1,000)		Total number of establishments	Number of establishments by employment-size class								
			First quarter	Annual		1 to 4	5 to 9	10 to 19	20 to 49	50 to 99	100 to 249	250 to 499	500 to 999	1,000 or more
<b>BOONE—Con.</b>														
<b>81</b>	<b>Other services (except public administration)</b>	<b>2 166</b>	<b>9 971</b>	<b>39 575</b>	<b>208</b>	<b>104</b>	<b>42</b>	<b>32</b>	<b>24</b>	<b>4</b>	<b>2</b>	—	—	—
811	Repair & maintenance	801	5 049	19 250	84	39	19	17	7	1	1	—	—	—
8111	Automotive repair & maintenance	503	2 756	10 840	57	23	15	14	4	1	—	—	—	—
81111	Automotive mechanical & electrical R&M	223	1 560	6 017	28	11	10	5	2	—	—	—	—	—
811111	General automotive repair	196	1 298	5 075	22	10	5	5	2	—	—	—	—	—
81119	Other automotive R&M	181	600	2 538	12	3	2	4	2	1	—	—	—	—
8112	Electronic & precision equipment R&M	147	1 398	4 783	9	5	3	—	—	—	1	—	—	—
81121	Electronic & precision equipment R&M	147	1 398	4 783	9	5	3	—	—	—	1	—	—	—
812	Personal & laundry services	725	2 944	12 173	58	31	9	6	9	3	—	—	—	—
8121	Personal care services	273	1 027	4 598	33	20	5	3	5	—	—	—	—	—
81211	Hair, nail & skin care services	239	895	4 098	28	16	5	3	4	—	—	—	—	—
812112	Beauty salons	230	879	3 998	22	10	5	3	4	—	—	—	—	—
8123	Drycleaning & laundry services	165	783	3 141	9	2	3	1	2	1	—	—	—	—
8129	Other personal services	265	936	3 335	11	6	—	1	2	2	—	—	—	—
81293	Parking lots & garages	237	857	3 013	5	1	—	—	2	2	—	—	—	—
812930	Parking lots & garages	237	857	3 013	5	1	—	—	2	2	—	—	—	—
813	Religious, grantmaking, civic, prof & like organizations	640	1 978	8 152	66	34	14	9	8	—	1	—	—	—
8131	Religious organizations	455	1 458	6 045	48	23	11	6	8	—	—	—	—	—
81311	Religious organizations	455	1 458	6 045	48	23	11	6	8	—	—	—	—	—
813110	Religious organizations	455	1 458	6 045	48	23	11	6	8	—	—	—	—	—
8134	Civic & social organizations	(C)	(D)	(D)	2	1	—	—	—	—	1	—	—	—
81341	Civic & social organizations	(C)	(D)	(D)	2	1	—	—	—	—	1	—	—	—
<b>95</b>	<b>Auxiliaries (exc corporate, subsidiary &amp; regional mgt)</b>	<b>2 659</b>	<b>25 332</b>	<b>102 568</b>	<b>14</b>	<b>1</b>	<b>2</b>	<b>1</b>	<b>3</b>	<b>1</b>	<b>1</b>	<b>4</b>	<b>1</b>	—
<b>99</b>	<b>Unclassified establishments</b>	<b>(A)</b>	<b>(D)</b>	<b>(D)</b>	<b>10</b>	<b>9</b>	<b>1</b>	—	—	—	—	—	—	—
<b>BOURBON</b>														
	<b>Total</b>	<b>5 211</b>	<b>32 686</b>	<b>142 426</b>	<b>379</b>	<b>209</b>	<b>86</b>	<b>39</b>	<b>22</b>	<b>14</b>	<b>6</b>	<b>3</b>	—	—
<b>11</b>	<b>Forestry, fishing, hunting, and agriculture support</b>	<b>91</b>	<b>569</b>	<b>1 866</b>	<b>10</b>	<b>6</b>	<b>3</b>	—	—	<b>1</b>	—	—	—	—
<b>21</b>	<b>Mining</b>	<b>(B)</b>	<b>(D)</b>	<b>(D)</b>	<b>2</b>	<b>1</b>	—	—	<b>1</b>	—	—	—	—	—
<b>22</b>	<b>Utilities</b>	<b>(A)</b>	<b>(D)</b>	<b>(D)</b>	<b>2</b>	—	<b>1</b>	<b>1</b>	—	—	—	—	—	—
<b>23</b>	<b>Construction</b>	<b>721</b>	<b>5 109</b>	<b>25 182</b>	<b>49</b>	<b>36</b>	<b>5</b>	<b>5</b>	<b>1</b>	<b>1</b>	—	<b>1</b>	—	—
234	Heavy construction	(F)	(D)	(D)	4	1	—	1	—	1	—	1	—	—
2341	Highway, street, bridge & tunnel construction	(F)	(D)	(D)	3	—	—	1	—	1	—	1	—	—
23411	Highway & street construction	(F)	(D)	(D)	3	—	—	1	—	1	—	1	—	—
235	Special trade contractors	159	832	4 953	38	30	4	3	1	—	—	—	—	—
<b>31-33</b>	<b>Manufacturing</b>	<b>1 337</b>	<b>11 186</b>	<b>46 139</b>	<b>18</b>	<b>7</b>	<b>1</b>	<b>1</b>	<b>2</b>	<b>3</b>	<b>2</b>	<b>2</b>	—	—
315	Apparel manufacturing	(E)	(D)	(D)	3	2	—	—	—	—	—	1	—	—
3152	Cut & sew apparel mfg	(E)	(D)	(D)	3	2	—	—	—	—	—	1	—	—
31521	Cut & sew apparel contractors	(E)	(D)	(D)	2	1	—	—	—	—	—	1	—	—
325	Chemical mfg	(C)	(D)	(D)	2	—	—	—	1	1	—	—	—	—
332	Fabricated metal product mfg	(C)	(D)	(D)	3	1	—	—	—	2	—	—	—	—
333	Machinery mfg	(E)	(D)	(D)	3	—	—	1	—	—	2	—	—	—
3331	Ag, construction & mining machinery mfg	(C)	(D)	(D)	1	—	—	—	—	—	1	—	—	—
33313	Mining & oil & gas field machinery mfg	(C)	(D)	(D)	1	—	—	—	—	—	1	—	—	—
3334	HVAC & commercial refrigeration equipment mfg	(C)	(D)	(D)	1	—	—	—	—	—	1	—	—	—
33341	HVAC & commercial refrigeration equipment mfg	(C)	(D)	(D)	1	—	—	—	—	—	1	—	—	—
336	Transportation equipment mfg	(E)	(D)	(D)	1	—	—	—	—	—	—	1	—	—
3363	Motor vehicle parts mfg	(E)	(D)	(D)	1	—	—	—	—	—	—	1	—	—
33639	Other motor vehicle parts mfg	(E)	(D)	(D)	1	—	—	—	—	—	—	1	—	—
<b>42</b>	<b>Wholesale trade</b>	<b>455</b>	<b>4 201</b>	<b>18 216</b>	<b>16</b>	<b>6</b>	<b>2</b>	<b>4</b>	<b>2</b>	<b>1</b>	<b>1</b>	—	—	—
422	Wholesale trade, nondurable goods	(E)	(D)	(D)	13	5	2	2	2	1	1	—	—	—
4224	Grocery & related product whsle	(C)	(D)	(D)	3	1	—	—	1	1	—	—	—	—
4226	Chemical & allied products whsle	(C)	(D)	(D)	2	—	—	1	—	—	1	—	—	—
42269	Other chemical & allied products whsle	(C)	(D)	(D)	2	—	—	1	—	—	1	—	—	—
<b>44-45</b>	<b>Retail trade</b>	<b>660</b>	<b>2 544</b>	<b>10 745</b>	<b>58</b>	<b>22</b>	<b>18</b>	<b>12</b>	<b>3</b>	<b>2</b>	<b>1</b>	—	—	—
441	Motor vehicle & parts dealers	116	697	3 208	8	2	4	—	1	1	—	—	—	—
445	Food & beverage stores	198	560	2 145	10	3	2	2	2	1	—	—	—	—
4451	Grocery stores	(C)	(D)	(D)	6	—	1	2	2	1	—	—	—	—
44511	Grocery (except convenience) stores	174	483	1 914	5	—	1	1	2	1	—	—	—	—
445110	Grocery (except convenience) stores	174	483	1 914	5	—	1	1	2	1	—	—	—	—
452	General merchandise stores	(C)	(D)	(D)	3	—	2	—	—	—	1	—	—	—
4521	Department stores	(C)	(D)	(D)	1	—	—	—	—	—	1	—	—	—
45211	Department stores	(C)	(D)	(D)	1	—	—	—	—	—	1	—	—	—

See footnotes at end of table.

**Table 6. Counties—Employees, Payroll, and Establishments by Industry: 2001—Con.**

[Excludes most government employees, railroad employees, and self-employed persons. Size class 1 to 4 includes establishments with payroll, but no employees, during mid-March pay period. (D) denotes figures withheld to avoid disclosing data for individual companies; the data are included in broader industry totals. Detailed industries with 100 or more employees are shown if industry was not a (D). For explanation of terms, abbreviations, and data reliability/comparability, see introductory text]

NAICS code	Industry	Number of employees for week including March 12	Payroll (\$1,000)		Total number of establishments	Number of establishments by employment-size class								
			First quarter	Annual		1 to 4	5 to 9	10 to 19	20 to 49	50 to 99	100 to 249	250 to 499	500 to 999	1,000 or more
<b>BOURBON—Con.</b>														
<b>48-49</b>	<b>Transportation &amp; warehousing</b> .....	<b>132</b>	<b>807</b>	<b>4 198</b>	<b>13</b>	<b>8</b>	<b>2</b>	—	<b>2</b>	<b>1</b>	—	—	—	—
484	Truck transportation .....	(C)	(D)	(D)	11	6	2	—	2	1	—	—	—	—
4842	Specialized freight trucking .....	(C)	(D)	(D)	8	5	1	—	1	1	—	—	—	—
48422	Specialized freight (exc used) trucking, local ..	100	657	3 524	7	4	1	—	1	1	—	—	—	—
484220	Specialized freight (exc used) trucking, local ..	100	657	3 524	7	4	1	—	1	1	—	—	—	—
<b>51</b>	<b>Information</b> .....	<b>44</b>	<b>333</b>	<b>2 213</b>	<b>7</b>	<b>4</b>	<b>1</b>	<b>2</b>	—	—	—	—	—	—
<b>52</b>	<b>Finance &amp; insurance</b> .....	<b>178</b>	<b>1 260</b>	<b>5 497</b>	<b>27</b>	<b>18</b>	<b>6</b>	<b>1</b>	<b>1</b>	<b>1</b>	—	—	—	—
522	Credit intermediation & related activities .....	137	972	4 006	14	7	4	1	1	1	—	—	—	—
5221	Depository credit intermediation .....	123	885	3 651	8	1	4	1	1	1	—	—	—	—
52211	Commercial banking .....	(C)	(D)	(D)	7	1	3	1	1	1	—	—	—	—
<b>53</b>	<b>Real estate &amp; rental &amp; leasing</b> .....	<b>42</b>	<b>155</b>	<b>540</b>	<b>10</b>	<b>7</b>	<b>2</b>	<b>1</b>	—	—	—	—	—	—
<b>54</b>	<b>Professional, scientific &amp; technical services</b> .....	<b>59</b>	<b>245</b>	<b>1 441</b>	<b>31</b>	<b>28</b>	<b>3</b>	—	—	—	—	—	—	—
<b>56</b>	<b>Admin, support, waste mgmt, remediation services</b> .....	<b>188</b>	<b>614</b>	<b>2 506</b>	<b>13</b>	<b>6</b>	<b>4</b>	—	<b>1</b>	<b>2</b>	—	—	—	—
561	Administrative & support services .....	188	614	2 506	13	6	4	—	1	2	—	—	—	—
<b>61</b>	<b>Educational services</b> .....	<b>(B)</b>	<b>(D)</b>	<b>(D)</b>	<b>3</b>	<b>1</b>	<b>1</b>	—	<b>1</b>	—	—	—	—	—
<b>62</b>	<b>Health care and social assistance</b> .....	<b>567</b>	<b>3 308</b>	<b>13 199</b>	<b>37</b>	<b>18</b>	<b>11</b>	<b>4</b>	<b>2</b>	—	<b>2</b>	—	—	—
621	Ambulatory health care services .....	130	931	3 943	28	17	8	3	—	—	—	—	—	—
622	Hospitals .....	(C)	(D)	(D)	1	—	—	—	—	—	1	—	—	—
6221	General medical & surgical hospitals .....	(C)	(D)	(D)	1	—	—	—	—	—	1	—	—	—
62211	General medical & surgical hospitals .....	(C)	(D)	(D)	1	—	—	—	—	—	1	—	—	—
623	Nursing & residential care facilities .....	(C)	(D)	(D)	1	—	—	—	—	—	1	—	—	—
6231	Nursing care facilities .....	(C)	(D)	(D)	1	—	—	—	—	—	1	—	—	—
62311	Nursing care facilities .....	(C)	(D)	(D)	1	—	—	—	—	—	1	—	—	—
<b>71</b>	<b>Arts, entertainment &amp; recreation</b> .....	<b>117</b>	<b>364</b>	<b>2 050</b>	<b>11</b>	<b>6</b>	<b>3</b>	—	<b>1</b>	<b>1</b>	—	—	—	—
<b>72</b>	<b>Accommodation &amp; food services</b> .....	<b>273</b>	<b>576</b>	<b>2 561</b>	<b>21</b>	<b>7</b>	<b>5</b>	<b>5</b>	<b>3</b>	<b>1</b>	—	—	—	—
722	Food services & drinking places .....	273	576	2 561	21	7	5	5	3	1	—	—	—	—
7222	Limited-service eating places .....	188	387	1 785	13	4	2	4	2	1	—	—	—	—
72221	Limited-service eating places .....	188	387	1 785	13	4	2	4	2	1	—	—	—	—
<b>81</b>	<b>Other services (except public administration)</b> .....	<b>252</b>	<b>754</b>	<b>3 288</b>	<b>49</b>	<b>26</b>	<b>18</b>	<b>3</b>	<b>2</b>	—	—	—	—	—
813	Religious, grantmaking, civic, prof & like organizations .....	125	321	1 275	27	15	9	2	1	—	—	—	—	—
<b>99</b>	<b>Unclassified establishments</b> .....	<b>(A)</b>	<b>(D)</b>	<b>(D)</b>	<b>2</b>	<b>2</b>	—	—	—	—	—	—	—	—
<b>BOYD</b>														
	<b>Total</b> .....	<b>27 015</b>	<b>196 304</b>	<b>830 414</b>	<b>1 484</b>	<b>696</b>	<b>347</b>	<b>209</b>	<b>146</b>	<b>44</b>	<b>32</b>	<b>4</b>	<b>3</b>	<b>3</b>
<b>21</b>	<b>Mining</b> .....	<b>941</b>	<b>8 297</b>	<b>37 002</b>	<b>14</b>	<b>4</b>	<b>4</b>	—	<b>1</b>	—	<b>5</b>	—	—	—
212	Mining (except oil & gas) .....	(F)	(D)	(D)	6	—	2	—	—	—	4	—	—	—
2121	Coal mining .....	(F)	(D)	(D)	6	—	2	—	—	—	4	—	—	—
21211	Coal mining .....	(F)	(D)	(D)	6	—	2	—	—	—	4	—	—	—
213	Mining support activities .....	(C)	(D)	(D)	6	2	2	—	1	—	1	—	—	—
2131	Mining support activities .....	(C)	(D)	(D)	6	2	2	—	1	—	1	—	—	—
21311	Mining support activities .....	(C)	(D)	(D)	6	2	2	—	1	—	1	—	—	—
<b>22</b>	<b>Utilities</b> .....	<b>(E)</b>	<b>(D)</b>	<b>(D)</b>	<b>7</b>	<b>1</b>	<b>1</b>	<b>1</b>	<b>2</b>	—	<b>2</b>	—	—	—
221	Utilities .....	(E)	(D)	(D)	7	1	1	1	2	—	2	—	—	—
2211	Elec pwr generation, transmsn & distribution ...	(E)	(D)	(D)	4	—	—	1	1	—	2	—	—	—
22112	Electric pwr transmsn, control & distribution ..	(E)	(D)	(D)	4	—	—	1	1	—	2	—	—	—
<b>23</b>	<b>Construction</b> .....	<b>1 484</b>	<b>10 324</b>	<b>45 672</b>	<b>122</b>	<b>61</b>	<b>27</b>	<b>15</b>	<b>15</b>	<b>1</b>	<b>3</b>	—	—	—
233	Building, developing & general contracting .....	526	3 854	18 146	39	17	8	8	5	—	1	—	—	—
2333	Nonresidential building construction .....	432	3 427	16 557	20	4	6	5	4	—	1	—	—	—
23331	Mfg & industrial building construction .....	(C)	(D)	(D)	4	1	1	—	1	—	1	—	—	—
23332	Commercial & institutional bldg construction ..	(C)	(D)	(D)	16	3	5	5	3	—	—	—	—	—
235	Special trade contractors .....	871	5 400	23 712	74	40	18	5	8	1	2	—	—	—
2351	Plumbing, heating & AC contractor .....	281	1 106	3 869	16	9	2	2	2	—	1	—	—	—
23511	Plumbing, heating & AC contractor .....	281	1 106	3 869	16	9	2	2	2	—	1	—	—	—
235110	Plumbing, heating & AC contractor .....	281	1 106	3 869	16	9	2	2	2	—	1	—	—	—
2353	Electrical contractors .....	199	2 202	5 473	10	4	3	1	1	—	1	—	—	—
23531	Electrical contractors .....	199	2 202	5 473	10	4	3	1	1	—	1	—	—	—
235310	Electrical contractors .....	199	2 202	5 473	10	4	3	1	1	—	1	—	—	—
2359	Other special trade contractors .....	171	863	9 330	20	11	7	—	1	1	—	—	—	—
23593	Excavation contractors .....	141	753	8 732	11	6	3	—	1	1	—	—	—	—
235930	Excavation contractors .....	141	753	8 732	11	6	3	—	1	1	—	—	—	—

See footnotes at end of table.

**Table 6. Counties—Employees, Payroll, and Establishments by Industry: 2001—Con.**

[Excludes most government employees, railroad employees, and self-employed persons. Size class 1 to 4 includes establishments with payroll, but no employees, during mid-March pay period. (D) denotes figures withheld to avoid disclosing data for individual companies; the data are included in broader industry totals. Detailed industries with 100 or more employees are shown if industry was not a (D). For explanation of terms, abbreviations, and data reliability/comparability, see introductory text]

NAICS code	Industry	Number of employees for week including March 12	Payroll (\$1,000)		Total number of establishments	Number of establishments by employment-size class								
			First quarter	Annual		1 to 4	5 to 9	10 to 19	20 to 49	50 to 99	100 to 249	250 to 499	500 to 999	1,000 or more
<b>BOYD—Con.</b>														
<b>31-33</b>	<b>Manufacturing</b>	<b>3 984</b>	<b>54 995</b>	<b>215 504</b>	<b>40</b>	<b>12</b>	<b>5</b>	<b>7</b>	<b>6</b>	<b>3</b>	<b>4</b>	<b>1</b>	<b>1</b>	<b>1</b>
315	Apparel manufacturing	(C)	(D)	(D)	1	—	—	—	—	—	1	—	—	—
3152	Cut & sew apparel mfg	(C)	(D)	(D)	1	—	—	—	—	—	1	—	—	—
31522	Men's, boys' cut & sew apparel mfg	(C)	(D)	(D)	1	—	—	—	—	—	1	—	—	—
324	Petroleum & coal products mfg	(G)	(D)	(D)	4	1	1	—	—	—	1	—	1	—
3241	Petroleum & coal products mfg	(G)	(D)	(D)	4	1	1	—	—	—	1	—	1	—
32411	Petroleum refineries	(G)	(D)	(D)	2	—	—	—	—	—	1	—	1	—
325	Chemical mfg	(C)	(D)	(D)	3	1	1	—	—	—	1	—	—	—
3259	Other chemical product & preparation mfg	(C)	(D)	(D)	1	—	—	—	—	—	1	—	—	—
32599	All other chemical product & preparation mfg	(C)	(D)	(D)	1	—	—	—	—	—	1	—	—	—
331	Primary metal mfg	(G)	(D)	(D)	3	—	—	—	—	—	1	1	—	1
3311	Iron & steel mills & ferroalloy mfg	(G)	(D)	(D)	2	—	—	—	—	—	—	1	—	1
33111	Iron & steel mills & ferroalloy mfg	(G)	(D)	(D)	2	—	—	—	—	—	—	1	—	1
3314	Nonferrous (exc alum) production & processing	(C)	(D)	(D)	1	—	—	—	—	—	1	—	—	—
33141	Nonferrous (exc aluminum) smelting & refining	(C)	(D)	(D)	1	—	—	—	—	—	1	—	—	—
332	Fabricated metal product mfg	211	1 421	7 222	10	3	1	3	1	2	—	—	—	—
3327	Mach shops, turn prod, screw, nut, bolt mfg	(C)	(D)	(D)	7	3	1	1	—	2	—	—	—	—
33271	Machine shops	(C)	(D)	(D)	7	3	1	1	—	2	—	—	—	—
<b>42</b>	<b>Wholesale trade</b>	<b>1 428</b>	<b>13 910</b>	<b>58 671</b>	<b>94</b>	<b>37</b>	<b>21</b>	<b>19</b>	<b>9</b>	<b>6</b>	<b>2</b>	<b>—</b>	<b>—</b>	<b>—</b>
421	Wholesale trade, durable goods	711	6 498	26 957	51	22	9	14	3	1	2	—	—	—
4215	Metal & mineral (except petroleum) whsle	186	1 943	8 786	6	2	—	3	—	1	—	—	—	—
42152	Coal & other mineral & ore whsle	186	1 943	8 786	6	2	—	3	—	1	—	—	—	—
421520	Coal & other mineral & ore whsle	186	1 943	8 786	6	2	—	3	—	1	—	—	—	—
4218	Machinery, equipment & supplies whsle	194	2 236	8 336	15	6	2	5	1	1	—	—	—	—
4219	Miscellaneous durable goods whsle	135	1 056	5 023	6	3	1	1	—	1	—	—	—	—
42193	Recyclable material whsle	(C)	(D)	(D)	4	2	—	—	—	1	—	—	—	—
422	Wholesale trade, nondurable goods	717	7 412	31 714	43	15	12	5	6	5	—	—	—	—
4224	Grocery & related product whsle	117	737	3 114	9	4	1	2	2	—	—	—	—	—
4227	Petroleum & petroleum products whsle	371	5 200	21 098	18	3	8	2	2	3	—	—	—	—
42271	Petroleum bulk stations & terminals	(E)	(D)	(D)	15	3	7	1	1	3	—	—	—	—
4229	Miscellaneous nondurable goods whsle	136	649	3 546	8	5	—	1	—	2	—	—	—	—
42294	Tobacco & tobacco product whsle	(C)	(D)	(D)	2	—	—	—	—	2	—	—	—	—
<b>44-45</b>	<b>Retail trade</b>	<b>4 639</b>	<b>18 076</b>	<b>73 951</b>	<b>335</b>	<b>139</b>	<b>107</b>	<b>53</b>	<b>19</b>	<b>9</b>	<b>5</b>	<b>3</b>	<b>—</b>	<b>—</b>
441	Motor vehicle & parts dealers	491	2 992	12 907	39	19	7	6	4	3	—	—	—	—
4411	Automobile dealers	352	2 269	9 876	20	11	3	—	3	3	—	—	—	—
44111	New car dealers	322	2 119	9 223	9	2	1	—	3	3	—	—	—	—
441110	New car dealers	322	2 119	9 223	9	2	1	—	3	3	—	—	—	—
4413	Automotive parts, accessories & tire stores	(C)	(D)	(D)	16	6	4	6	—	—	—	—	—	—
442	Furniture & home furnishing stores	196	908	3 872	19	10	4	2	2	1	—	—	—	—
4421	Furniture stores	171	833	3 484	11	4	2	2	2	1	—	—	—	—
44211	Furniture stores	171	833	3 484	11	4	2	2	2	1	—	—	—	—
442110	Furniture stores	171	833	3 484	11	4	2	2	2	1	—	—	—	—
444	Bldg material & garden equip & supp dealers	332	1 704	6 589	29	13	10	4	1	—	1	—	—	—
4441	Building material & supplies dealers	317	1 654	6 366	24	10	8	4	1	—	1	—	—	—
44411	Home centers	(C)	(D)	(D)	3	2	—	—	—	1	—	—	—	—
44419	Other building material dealers	111	647	3 004	15	6	5	3	1	—	—	—	—	—
444190	Other building material dealers	111	647	3 004	15	6	5	3	1	—	—	—	—	—
445	Food & beverage stores	716	1 824	7 476	30	8	10	6	4	—	1	1	—	—
4451	Grocery stores	635	1 580	6 519	20	6	4	4	4	—	1	1	—	—
44511	Grocery (except convenience) stores	608	1 466	6 033	14	3	2	3	4	—	1	1	—	—
445110	Grocery (except convenience) stores	608	1 466	6 033	14	3	2	3	4	—	1	1	—	—
446	Health & personal care stores	378	1 643	6 704	23	7	6	6	3	—	1	—	—	—
4461	Health & personal care stores	378	1 643	6 704	23	7	6	6	3	—	1	—	—	—
44611	Pharmacies & drug stores	304	1 507	6 127	12	2	2	5	2	—	1	—	—	—
446110	Pharmacies & drug stores	304	1 507	6 127	12	2	2	5	2	—	1	—	—	—
447	Gasoline stations	287	905	3 603	41	18	14	7	2	—	—	—	—	—
4471	Gasoline stations	287	905	3 603	41	18	14	7	2	—	—	—	—	—
44711	Gasoline stations with convenience stores	223	631	2 750	33	12	14	6	1	—	—	—	—	—
447110	Gasoline stations with convenience stores	223	631	2 750	33	12	14	6	1	—	—	—	—	—
448	Clothing & clothing accessories stores	450	1 493	5 806	54	20	23	9	1	—	1	—	—	—
4481	Clothing stores	301	963	3 776	26	9	10	5	1	—	1	—	—	—
44814	Family clothing stores	197	703	2 719	10	3	4	1	1	—	1	—	—	—
448140	Family clothing stores	197	703	2 719	10	3	4	1	1	—	1	—	—	—
452	General merchandise stores	1 323	4 888	20 056	15	1	4	1	1	5	1	2	—	—
4521	Department stores	1 262	4 711	19 240	8	—	—	—	—	5	1	2	—	—
45211	Department stores	1 262	4 711	19 240	8	—	—	—	—	5	1	2	—	—
452110	Department stores	1 262	4 711	19 240	8	—	—	—	—	5	1	2	—	—
453	Miscellaneous store retailers	269	886	3 923	51	29	16	5	1	—	—	—	—	—
4539	Other miscellaneous store retailers	118	482	2 209	26	16	9	1	—	—	—	—	—	—
<b>48-49</b>	<b>Transportation &amp; warehousing</b>	<b>408</b>	<b>3 264</b>	<b>14 130</b>	<b>47</b>	<b>25</b>	<b>7</b>	<b>9</b>	<b>6</b>	<b>—</b>	<b>—</b>	<b>—</b>	<b>—</b>	<b>—</b>
484	Truck transportation	241	1 463	7 577	29	16	4	6	3	—	—	—	—	—
4842	Specialized freight trucking	169	966	5 302	16	7	2	5	2	—	—	—	—	—

See footnotes at end of table.

**Table 6. Counties—Employees, Payroll, and Establishments by Industry: 2001—Con.**

[Excludes most government employees, railroad employees, and self-employed persons. Size class 1 to 4 includes establishments with payroll, but no employees, during mid-March pay period. (D) denotes figures withheld to avoid disclosing data for individual companies; the data are included in broader industry totals. Detailed industries with 100 or more employees are shown if industry was not a (D). For explanation of terms, abbreviations, and data reliability/comparability, see introductory text]

NAICS code	Industry	Number of employees for week including March 12	Payroll (\$1,000)		Total number of establishments	Number of establishments by employment-size class									
			First quarter	Annual		1 to 4	5 to 9	10 to 19	20 to 49	50 to 99	100 to 249	250 to 499	500 to 999	1,000 or more	
<b>BOYD—Con.</b>															
<b>51</b>	<b>Information</b>	<b>469</b>	<b>4 013</b>	<b>13 648</b>	<b>21</b>	<b>7</b>	<b>5</b>	<b>1</b>	<b>6</b>	<b>1</b>	<b>1</b>				
5111	Publishing industries	(C)	(D)	(D)	2	1	—	—	—	—	1	—	—	—	
51111	Newspaper, periodical, book, database publishers	(C)	(D)	(D)	1	—	—	—	—	—	1	—	—	—	
51111	Newspaper publishers	(C)	(D)	(D)	1	—	—	—	—	—	1	—	—	—	
513	Broadcasting & telecommunications	273	2 910	9 550	13	5	2	1	4	1	—	—	—	—	
5133	Telecommunications	(C)	(D)	(D)	11	5	1	1	3	1	—	—	—	—	
51332	Wireless telecom carriers (exc satellite)	(C)	(D)	(D)	5	1	1	1	1	1	—	—	—	—	
513321	Paging	126	982	3 378	3	—	1	—	1	1	—	—	—	—	
<b>52</b>	<b>Finance &amp; insurance</b>	<b>1 461</b>	<b>9 561</b>	<b>39 771</b>	<b>88</b>	<b>51</b>	<b>19</b>	<b>7</b>	<b>10</b>				<b>1</b>		
522	Credit intermediation & related activities	1 280	6 302	28 189	55	27	16	3	8	—	—	—	1	—	
5221	Depository credit intermediation	408	2 704	11 442	38	16	11	3	8	—	—	—	—	—	
52211	Commercial banking	280	1 661	7 030	26	10	10	2	4	—	—	—	—	—	
522110	Commercial banking	280	1 661	7 030	26	10	10	2	4	—	—	—	—	—	
5223	Activities related to credit intermediation	(F)	(D)	(D)	5	4	—	—	—	—	—	—	1	—	
52232	Financial clearinghouse & reserve activities	(F)	(D)	(D)	2	1	—	—	—	—	—	—	1	—	
524	Insurance carriers & related activities	(C)	(D)	(D)	21	16	3	1	1	—	—	—	—	—	
<b>53</b>	<b>Real estate &amp; rental &amp; leasing</b>	<b>242</b>	<b>1 378</b>	<b>5 870</b>	<b>51</b>	<b>39</b>	<b>5</b>	<b>4</b>	<b>3</b>						
531	Real estate	(C)	(D)	(D)	36	33	—	2	1	—	—	—	—	—	
532	Rental & leasing services	136	950	4 033	14	5	5	2	2	—	—	—	—	—	
<b>54</b>	<b>Professional, scientific &amp; technical services</b>	<b>645</b>	<b>4 909</b>	<b>21 813</b>	<b>99</b>	<b>59</b>	<b>22</b>	<b>8</b>	<b>10</b>						
541	Professional, scientific & technical services	645	4 909	21 813	99	59	22	8	10	—	—	—	—	—	
5411	Legal services	125	872	3 747	36	27	7	1	1	—	—	—	—	—	
54111	Offices of lawyers	(C)	(D)	(D)	34	25	7	1	1	—	—	—	—	—	
5412	Accounting, tax prep, bookkeep, payroll services	160	1 247	6 350	22	14	3	2	3	—	—	—	—	—	
54121	Accounting, tax prep, bookkeep, payroll services	160	1 247	6 350	22	14	3	2	3	—	—	—	—	—	
541211	Offices of certified public accountants	129	1 083	5 609	13	7	2	1	3	—	—	—	—	—	
5413	Architectural, engineering & related services	234	2 181	8 830	19	4	8	2	5	—	—	—	—	—	
54133	Engineering services	143	1 596	6 451	8	—	3	2	3	—	—	—	—	—	
541330	Engineering services	143	1 596	6 451	8	—	3	2	3	—	—	—	—	—	
<b>55</b>	<b>Management of companies &amp; enterprises</b>	<b>321</b>	<b>3 440</b>	<b>15 595</b>	<b>8</b>	<b>3</b>		<b>2</b>	<b>1</b>	<b>1</b>	<b>1</b>				
551	Management of companies & enterprises	321	3 440	15 595	8	3	—	2	1	1	1	—	—	—	
5511	Management of companies & enterprises	321	3 440	15 595	8	3	—	2	1	1	1	—	—	—	
55111	Management of companies & enterprises	321	3 440	15 595	8	3	—	2	1	1	1	—	—	—	
<b>56</b>	<b>Admin, support, waste mgt, remediation services</b>	<b>1 174</b>	<b>6 192</b>	<b>24 344</b>	<b>53</b>	<b>24</b>	<b>6</b>	<b>9</b>	<b>6</b>	<b>5</b>	<b>3</b>				
561	Administrative & support services	1 095	5 611	21 803	44	20	5	6	5	5	3	—	—	—	
5613	Employment services	394	1 706	5 760	5	—	—	—	2	2	1	—	—	—	
56132	Temporary help services	(E)	(D)	(D)	4	—	—	—	1	2	1	—	—	—	
5616	Investigation & security services	206	1 229	4 867	7	4	1	—	—	1	1	—	—	—	
56161	Investigation, guard & armored car services	(C)	(D)	(D)	4	3	—	—	—	1	1	—	—	—	
5617	Services to buildings & dwellings	356	1 861	7 400	21	10	3	4	2	1	1	—	—	—	
56172	Janitorial services	327	1 758	6 847	13	5	1	3	2	1	1	—	—	—	
561720	Janitorial services	327	1 758	6 847	13	5	1	3	2	1	1	—	—	—	
<b>61</b>	<b>Educational services</b>	<b>44</b>	<b>126</b>	<b>493</b>	<b>5</b>		<b>3</b>	<b>2</b>							
<b>62</b>	<b>Health care and social assistance</b>	<b>5 276</b>	<b>42 114</b>	<b>198 714</b>	<b>181</b>	<b>67</b>	<b>55</b>	<b>33</b>	<b>16</b>	<b>6</b>	<b>2</b>			<b>2</b>	
621	Ambulatory health care services	1 571	16 734	87 695	150	58	49	27	12	3	1	—	—	—	
6211	Offices of physicians	808	11 868	64 157	96	35	31	22	8	—	—	—	—	—	
62111	Offices of physicians	808	11 868	64 157	96	35	31	22	8	—	—	—	—	—	
621111	Offices of physicians (exc mental health)	773	11 412	62 171	91	33	29	21	8	—	—	—	—	—	
6212	Offices of dentists	158	1 362	6 193	26	10	13	2	1	—	—	—	—	—	
62121	Offices of dentists	158	1 362	6 193	26	10	13	2	1	—	—	—	—	—	
621210	Offices of dentists	158	1 362	6 193	26	10	13	2	1	—	—	—	—	—	
6213	Offices of other health practitioners	106	572	2 600	18	11	4	2	1	—	—	—	—	—	
6214	Outpatient care centers	(C)	(D)	(D)	3	1	—	—	1	—	—	1	—	—	
62142	Outpatient mental health, substance abuse ctrs	(C)	(D)	(D)	1	—	—	—	—	—	—	1	—	—	
6216	Home health care services	(C)	(D)	(D)	2	—	—	—	—	2	—	—	—	—	
62161	Home health care services	(C)	(D)	(D)	2	—	—	—	—	2	—	—	—	—	
6219	Other ambulatory health care services	106	525	2 226	3	—	—	1	1	1	—	—	—	—	
622	Hospitals	(H)	(D)	(D)	3	1	—	—	—	—	—	—	—	2	
6221	General medical & surgical hospitals	(H)	(D)	(D)	2	—	—	—	—	—	—	—	—	2	
62211	General medical & surgical hospitals	(H)	(D)	(D)	2	—	—	—	—	—	—	—	—	2	
623	Nursing & residential care facilities	(E)	(D)	(D)	10	—	1	4	1	3	1	—	—	—	
6231	Nursing care facilities	(C)	(D)	(D)	4	—	—	2	—	1	1	—	—	—	
62311	Nursing care facilities	(C)	(D)	(D)	4	—	—	2	—	1	1	—	—	—	
6239	Other residential care facilities	210	1 014	3 956	4	—	—	1	1	2	—	—	—	—	
62399	Other residential care facilities	210	1 014	3 956	4	—	—	1	1	2	—	—	—	—	
623990	Other residential care facilities	210	1 014	3 956	4	—	—	1	1	2	—	—	—	—	
624	Social assistance	(C)	(D)	(D)	18	8	5	2	3	—	—	—	—	—	

See footnotes at end of table.

**Table 6. Counties—Employees, Payroll, and Establishments by Industry: 2001—Con.**

[Excludes most government employees, railroad employees, and self-employed persons. Size class 1 to 4 includes establishments with payroll, but no employees, during mid-March pay period. (D) denotes figures withheld to avoid disclosing data for individual companies; the data are included in broader industry totals. Detailed industries with 100 or more employees are shown if industry was not a (D). For explanation of terms, abbreviations, and data reliability/comparability, see introductory text]

NAICS code	Industry	Number of employees for week including March 12	Payroll (\$1,000)		Total number of establishments	Number of establishments by employment-size class								
			First quarter	Annual		1 to 4	5 to 9	10 to 19	20 to 49	50 to 99	100 to 249	250 to 499	500 to 999	1,000 or more
<b>BOYD—Con.</b>														
<b>71</b>	<b>Arts, entertainment &amp; recreation</b> .....	<b>203</b>	<b>519</b>	<b>2 342</b>	<b>19</b>	<b>13</b>	<b>1</b>	<b>4</b>	—	—	<b>1</b>	—	—	—
713	Amusement, gambling & recreation industries .....	184	456	2 048	16	11	1	3	—	—	1	—	—	—
7139	Other amusement & recreation industries .....	(C)	(D)	(D)	15	10	1	3	—	—	1	—	—	—
71391	Golf courses & country clubs .....	149	362	1 578	5	2	1	1	—	—	1	—	—	—
713910	Golf courses & country clubs .....	149	362	1 578	5	2	1	1	—	—	1	—	—	—
<b>72</b>	<b>Accommodation &amp; food services</b> .....	<b>2 711</b>	<b>5 631</b>	<b>24 304</b>	<b>104</b>	<b>29</b>	<b>18</b>	<b>17</b>	<b>28</b>	<b>8</b>	<b>3</b>	—	<b>1</b>	—
721	Accommodation .....	254	707	3 230	15	7	—	3	4	1	—	—	—	—
7211	Traveler accommodation .....	(E)	(D)	(D)	14	6	—	3	4	1	—	—	—	—
72111	Hotels (exc casino hotels) & motels .....	(E)	(D)	(D)	14	6	—	3	4	1	—	—	—	—
722	Food services & drinking places .....	2 457	4 924	21 074	89	22	18	14	24	7	3	—	1	—
7221	Full-service restaurants .....	954	2 168	8 794	32	6	6	6	7	5	2	—	—	—
72211	Full-service restaurants .....	954	2 168	8 794	32	6	6	6	7	5	2	—	—	—
722110	Full-service restaurants .....	954	2 168	8 794	32	6	6	6	7	5	2	—	—	—
7222	Limited-service eating places .....	1 473	2 698	11 894	51	13	9	8	17	2	1	—	1	—
72221	Limited-service eating places .....	1 473	2 698	11 894	51	13	9	8	17	2	1	—	1	—
722211	Limited-service restaurants .....	1 404	2 566	11 348	43	10	6	7	16	2	1	—	1	—
<b>81</b>	<b>Other services (except public administration)</b> .....	<b>1 239</b>	<b>4 689</b>	<b>21 902</b>	<b>182</b>	<b>113</b>	<b>41</b>	<b>17</b>	<b>7</b>	<b>4</b>	—	—	—	—
811	Repair & maintenance .....	356	1 734	8 908	52	31	10	7	4	—	—	—	—	—
8111	Automotive repair & maintenance .....	182	729	3 058	40	27	9	3	1	—	—	—	—	—
8113	Commercial equipment (exc auto & elec) R&M .....	136	869	5 257	7	2	—	2	3	—	—	—	—	—
81131	Commercial equipment (exc auto & elec) R&M .....	136	869	5 257	7	2	—	2	3	—	—	—	—	—
811310	Commercial equipment (exc auto & elec) R&M .....	136	869	5 257	7	2	—	2	3	—	—	—	—	—
812	Personal & laundry services .....	362	1 420	6 706	36	20	10	2	1	3	—	—	—	—
8122	Death care services .....	124	417	2 172	13	5	7	—	—	1	—	—	—	—
8123	Drycleaning & laundry services .....	144	697	3 284	4	2	—	—	—	2	—	—	—	—
813	Religious, grantmaking, civic, prof & like organizations .....	521	1 535	6 288	94	62	21	8	2	1	—	—	—	—
8131	Religious organizations .....	324	813	3 269	56	38	12	4	1	1	—	—	—	—
81311	Religious organizations .....	324	813	3 269	56	38	12	4	1	1	—	—	—	—
813110	Religious organizations .....	324	813	3 269	56	38	12	4	1	1	—	—	—	—
8139	Business, labor, political, like organizations .....	108	432	1 905	21	12	7	1	1	—	—	—	—	—
<b>95</b>	<b>Auxiliaries (exc corporate, subsidiary &amp; regional mgt)</b> .....	<b>(B)</b>	<b>(D)</b>	<b>(D)</b>	<b>5</b>	<b>3</b>	—	<b>1</b>	<b>1</b>	—	—	—	—	—
<b>99</b>	<b>Unclassified establishments</b> .....	<b>15</b>	<b>48</b>	<b>264</b>	<b>9</b>	<b>9</b>	—	—	—	—	—	—	—	—
<b>BOYLE</b>														
	<b>Total</b> .....	<b>15 016</b>	<b>92 204</b>	<b>379 310</b>	<b>787</b>	<b>383</b>	<b>174</b>	<b>112</b>	<b>77</b>	<b>19</b>	<b>13</b>	<b>3</b>	<b>5</b>	<b>1</b>
<b>11</b>	<b>Forestry, fishing, hunting, and agriculture support</b> .....	<b>(A)</b>	<b>(D)</b>	<b>(D)</b>	<b>1</b>	<b>1</b>	—	—	—	—	—	—	—	—
<b>21</b>	<b>Mining</b> .....	<b>(B)</b>	<b>(D)</b>	<b>(D)</b>	<b>1</b>	—	—	—	<b>1</b>	—	—	—	—	—
<b>22</b>	<b>Utilities</b> .....	<b>124</b>	<b>2 881</b>	<b>7 617</b>	<b>5</b>	<b>2</b>	—	—	<b>2</b>	<b>1</b>	—	—	—	—
221	Utilities .....	124	2 881	7 617	5	2	—	—	2	1	—	—	—	—
2211	Elec pwr generation, transmsn & distribution ...	(C)	(D)	(D)	4	2	—	—	1	1	—	—	—	—
22112	Electric pwr transmsn, control & distribution ..	(C)	(D)	(D)	4	2	—	—	1	1	—	—	—	—
<b>23</b>	<b>Construction</b> .....	<b>466</b>	<b>2 340</b>	<b>12 245</b>	<b>76</b>	<b>41</b>	<b>19</b>	<b>11</b>	<b>5</b>	—	—	—	—	—
233	Building, developing & general contracting .....	126	551	3 025	22	11	7	3	1	—	—	—	—	—
235	Special trade contractors .....	291	1 455	7 265	46	25	10	8	3	—	—	—	—	—
<b>31-33</b>	<b>Manufacturing</b> .....	<b>4 761</b>	<b>36 998</b>	<b>145 692</b>	<b>36</b>	<b>8</b>	<b>5</b>	<b>2</b>	<b>7</b>	<b>3</b>	<b>6</b>	<b>2</b>	<b>2</b>	<b>1</b>
316	Leather & allied product mfg .....	(E)	(D)	(D)	1	—	—	—	—	—	—	1	—	—
3162	Footwear mfg .....	(E)	(D)	(D)	1	—	—	—	—	—	—	1	—	—
31621	Footwear mfg .....	(E)	(D)	(D)	1	—	—	—	—	—	—	1	—	—
323	Printing & related support activities .....	(G)	(D)	(D)	2	—	1	—	—	—	—	—	—	1
3231	Printing & related support activities .....	(G)	(D)	(D)	2	—	1	—	—	—	—	—	—	1
32311	Printing .....	(G)	(D)	(D)	2	—	1	—	—	—	—	—	—	1
326	Plastics & rubber products mfg .....	(C)	(D)	(D)	1	—	—	—	—	—	—	1	—	—
3261	Plastics product mfg .....	(C)	(D)	(D)	1	—	—	—	—	—	—	1	—	—
32611	Unsupported plastics film, sheet, & bag mfg ..	(C)	(D)	(D)	1	—	—	—	—	—	—	1	—	—
327	Nonmetallic mineral product mfg .....	204	2 041	7 711	6	2	1	2	—	—	1	—	—	—
3272	Glass & glass product mfg .....	(C)	(D)	(D)	2	1	—	—	—	—	—	1	—	—
32721	Glass & glass product mfg .....	(C)	(D)	(D)	2	1	—	—	—	—	—	1	—	—
331	Primary metal mfg .....	(F)	(D)	(D)	1	—	—	—	—	—	—	—	1	—
3312	Steel product mfg from purchased steel .....	(F)	(D)	(D)	1	—	—	—	—	—	—	—	1	—
33122	Rolling & drawing of purchased steel .....	(F)	(D)	(D)	1	—	—	—	—	—	—	—	1	—
332	Fabricated metal product mfg .....	191	1 621	6 868	5	2	—	—	1	2	—	—	—	—

See footnotes at end of table.

**Table 6. Counties—Employees, Payroll, and Establishments by Industry: 2001—Con.**

[Excludes most government employees, railroad employees, and self-employed persons. Size class 1 to 4 includes establishments with payroll, but no employees, during mid-March pay period. (D) denotes figures withheld to avoid disclosing data for individual companies; the data are included in broader industry totals. Detailed industries with 100 or more employees are shown if industry was not a (D). For explanation of terms, abbreviations, and data reliability/comparability, see introductory text]

NAICS code	Industry	Number of employees for week including March 12	Payroll (\$1,000)		Total number of establishments	Number of establishments by employment-size class								
			First quarter	Annual		1 to 4	5 to 9	10 to 19	20 to 49	50 to 99	100 to 249	250 to 499	500 to 999	1,000 or more
<b>BOYLE—Con.</b>														
<b>31-33 Manufacturing—Con.</b>														
333	Machinery mfg .....	645	4 860	20 224	5	—	—	—	2	1	1	1	—	—
3333	Commercial & service industry machinery mfg ..	(C)	(D)	(D)	1	—	—	—	—	—	1	—	—	—
33331	Commercial & service industry machinery mfg .....	(C)	(D)	(D)	1	—	—	—	—	—	1	—	—	—
3339	Other general purpose machinery mfg .....	(E)	(D)	(D)	1	—	—	—	—	—	—	1	—	—
33392	Material handling equipment mfg .....	(E)	(D)	(D)	1	—	—	—	—	—	—	1	—	—
335	Electrical equip, appliance & component mfg .....	(F)	(D)	(D)	2	—	—	—	1	—	—	—	1	—
3352	Household appliance mfg .....	(F)	(D)	(D)	1	—	—	—	—	—	—	—	1	—
33521	Small electrical appliance mfg .....	(F)	(D)	(D)	1	—	—	—	—	—	—	—	1	—
337	Furniture & related product mfg .....	(C)	(D)	(D)	1	—	—	—	—	—	1	—	—	—
3371	HH & institutional furniture & kitchen cabinet mfg .....	(C)	(D)	(D)	1	—	—	—	—	—	1	—	—	—
33712	Household & institutional furniture mfg .....	(C)	(D)	(D)	1	—	—	—	—	—	1	—	—	—
339	Miscellaneous mfg .....	(E)	(D)	(D)	4	2	—	—	—	—	2	—	—	—
3399	Other miscellaneous mfg .....	(E)	(D)	(D)	3	1	—	—	—	—	2	—	—	—
33995	Sign mfg .....	(C)	(D)	(D)	1	—	—	—	—	—	1	—	—	—
33999	All other misc mfg .....	(C)	(D)	(D)	2	1	—	—	—	—	1	—	—	—
<b>42</b>	<b>Wholesale trade .....</b>	<b>258</b>	<b>1 265</b>	<b>5 098</b>	<b>33</b>	<b>14</b>	<b>10</b>	<b>7</b>	<b>2</b>	—	—	—	—	—
421	Wholesale trade, durable goods .....	151	869	3 634	21	8	9	3	1	—	—	—	—	—
422	Wholesale trade, nondurable goods .....	107	396	1 464	12	6	1	4	1	—	—	—	—	—
<b>44-45</b>	<b>Retail trade .....</b>	<b>1 981</b>	<b>8 559</b>	<b>36 750</b>	<b>163</b>	<b>70</b>	<b>49</b>	<b>24</b>	<b>15</b>	<b>4</b>	—	<b>1</b>	—	—
441	Motor vehicle & parts dealers .....	302	1 923	8 737	20	7	3	4	5	1	—	—	—	—
4411	Automobile dealers .....	165	1 321	6 202	8	3	—	—	5	—	—	—	—	—
44111	New car dealers .....	161	1 305	6 135	5	—	—	—	5	—	—	—	—	—
441110	New car dealers .....	161	1 305	6 135	5	—	—	—	5	—	—	—	—	—
4413	Automotive parts, accessories & tire stores .....	(C)	(D)	(D)	10	3	3	3	—	1	—	—	—	—
44131	Automotive parts, accessories & tire stores ..	116	501	2 093	9	3	2	3	—	1	—	—	—	—
441310	Automotive parts, accessories & tire stores ..	116	501	2 093	9	3	2	3	—	1	—	—	—	—
444	Bldg material & garden equip & supp dealers .....	194	930	4 225	19	6	8	3	1	1	—	—	—	—
4441	Building material & supplies dealers .....	143	745	3 293	12	4	4	2	1	1	—	—	—	—
445	Food & beverage stores .....	193	720	2 879	14	6	3	1	4	—	—	—	—	—
4451	Grocery stores .....	(C)	(D)	(D)	11	4	3	1	3	—	—	—	—	—
44511	Grocery (except convenience) stores .....	153	504	1 943	9	4	1	1	3	—	—	—	—	—
445110	Grocery (except convenience) stores .....	153	504	1 943	9	4	1	1	3	—	—	—	—	—
447	Gasoline stations .....	169	501	2 035	22	6	8	8	—	—	—	—	—	—
4471	Gasoline stations .....	169	501	2 035	22	6	8	8	—	—	—	—	—	—
44711	Gasoline stations with convenience stores ...	138	407	1 645	16	3	6	7	—	—	—	—	—	—
447110	Gasoline stations with convenience stores ...	138	407	1 645	16	3	6	7	—	—	—	—	—	—
448	Clothing & clothing accessories stores .....	170	427	1 838	17	8	4	2	3	—	—	—	—	—
4481	Clothing stores .....	138	359	1 505	9	3	1	2	3	—	—	—	—	—
44814	Family clothing stores .....	118	321	1 288	4	—	—	1	3	—	—	—	—	—
448140	Family clothing stores .....	118	321	1 288	4	—	—	1	3	—	—	—	—	—
452	General merchandise stores .....	587	2 377	10 094	10	4	3	—	1	1	—	1	—	—
4529	Other general merchandise stores .....	(F)	(D)	(D)	9	4	3	—	1	—	—	1	—	—
45291	Warehouse clubs & superstores .....	(E)	(D)	(D)	1	—	—	—	—	—	—	—	—	—
<b>48-49</b>	<b>Transportation &amp; warehousing .....</b>	<b>63</b>	<b>637</b>	<b>2 339</b>	<b>10</b>	<b>6</b>	<b>1</b>	<b>2</b>	<b>1</b>	—	—	—	—	—
<b>51</b>	<b>Information .....</b>	<b>916</b>	<b>6 199</b>	<b>25 780</b>	<b>20</b>	<b>8</b>	<b>3</b>	<b>5</b>	<b>2</b>	<b>1</b>	—	—	<b>1</b>	—
511	Publishing industries .....	(F)	(D)	(D)	2	—	—	—	—	1	—	—	1	—
5111	Newspaper, periodical, book, database publishers .....	(F)	(D)	(D)	2	—	—	—	—	1	—	—	1	—
51119	Other publishers .....	(F)	(D)	(D)	1	—	—	—	—	—	—	—	1	—
513	Broadcasting & telecommunications .....	(C)	(D)	(D)	14	6	3	3	2	—	—	—	—	—
<b>52</b>	<b>Finance &amp; insurance .....</b>	<b>362</b>	<b>2 965</b>	<b>12 118</b>	<b>52</b>	<b>33</b>	<b>9</b>	<b>8</b>	<b>1</b>	—	<b>1</b>	—	—	—
522	Credit intermediation & related activities .....	270	2 011	8 017	28	14	7	5	1	—	1	—	—	—
5221	Depository credit intermediation .....	(C)	(D)	(D)	12	1	4	5	1	—	1	—	—	—
52211	Commercial banking .....	201	1 496	5 701	9	—	4	3	1	—	1	—	—	—
522110	Commercial banking .....	201	1 496	5 701	9	—	4	3	1	—	1	—	—	—
<b>53</b>	<b>Real estate &amp; rental &amp; leasing .....</b>	<b>109</b>	<b>468</b>	<b>1 938</b>	<b>23</b>	<b>14</b>	<b>5</b>	<b>4</b>	—	—	—	—	—	—
<b>54</b>	<b>Professional, scientific &amp; technical services .....</b>	<b>347</b>	<b>2 327</b>	<b>10 459</b>	<b>56</b>	<b>35</b>	<b>9</b>	<b>7</b>	<b>5</b>	—	—	—	—	—
541	Professional, scientific & technical services .....	347	2 327	10 459	56	35	9	7	5	—	—	—	—	—
<b>55</b>	<b>Management of companies &amp; enterprises ..</b>	<b>(A)</b>	<b>(D)</b>	<b>(D)</b>	<b>2</b>	<b>1</b>	—	<b>1</b>	—	—	—	—	—	—
<b>56</b>	<b>Admin, support, waste mgt, remediation services .....</b>	<b>596</b>	<b>1 961</b>	<b>9 582</b>	<b>27</b>	<b>13</b>	<b>5</b>	<b>2</b>	<b>3</b>	<b>3</b>	<b>1</b>	—	—	—
561	Administrative & support services .....	(F)	(D)	(D)	25	12	5	2	2	3	1	—	—	—
5613	Employment services .....	420	1 375	7 231	7	—	1	2	1	2	1	—	—	—
56132	Temporary help services .....	(E)	(D)	(D)	6	—	1	1	1	2	1	—	—	—
5617	Services to buildings & dwellings .....	115	265	1 037	6	4	—	—	1	1	—	—	—	—
56172	Janitorial services .....	(C)	(D)	(D)	3	1	—	—	1	1	—	—	—	—
<b>61</b>	<b>Educational services .....</b>	<b>(F)</b>	<b>(D)</b>	<b>(D)</b>	<b>7</b>	<b>4</b>	<b>1</b>	<b>1</b>	—	—	—	—	<b>1</b>	—
611	Educational services .....	(F)	(D)	(D)	7	4	1	1	—	—	—	—	1	—
6113	Colleges, universities & professional schools ...	(F)	(D)	(D)	1	—	—	—	—	—	—	—	1	—
61131	Colleges, universities & professional schools ...	(F)	(D)	(D)	1	—	—	—	—	—	—	—	1	—

See footnotes at end of table.



**Table 6. Counties—Employees, Payroll, and Establishments by Industry: 2001—Con.**

[Excludes most government employees, railroad employees, and self-employed persons. Size class 1 to 4 includes establishments with payroll, but no employees, during mid-March pay period. (D) denotes figures withheld to avoid disclosing data for individual companies; the data are included in broader industry totals. Detailed industries with 100 or more employees are shown if industry was not a (D). For explanation of terms, abbreviations, and data reliability/comparability, see introductory text]

NAICS code	Industry	Number of employees for week including March 12	Payroll (\$1,000)		Total number of establishments	Number of establishments by employment-size class								
			First quarter	Annual		1 to 4	5 to 9	10 to 19	20 to 49	50 to 99	100 to 249	250 to 499	500 to 999	1,000 or more
<b>BOYLE—Con.</b>														
<b>62</b>	<b>Health care and social assistance</b> .....	<b>2 409</b>	<b>17 963</b>	<b>77 520</b>	<b>104</b>	<b>44</b>	<b>25</b>	<b>17</b>	<b>12</b>	<b>1</b>	<b>4</b>	—	<b>1</b>	—
621	Ambulatory health care services .....	662	6 626	31 654	74	29	20	15	10	—	—	—	—	—
6211	Offices of physicians .....	292	4 356	21 567	34	11	9	10	4	—	—	—	—	—
62111	Offices of physicians (exc mental health) ...	292	4 356	21 567	34	11	9	10	4	—	—	—	—	—
621111	Offices of physicians (exc mental health) ...	292	4 356	21 567	34	11	9	10	4	—	—	—	—	—
6216	Home health care services .....	138	733	3 176	4	—	—	—	4	—	—	—	—	—
62161	Home health care services .....	138	733	3 176	4	—	—	—	4	—	—	—	—	—
621610	Home health care services .....	138	733	3 176	4	—	—	—	4	—	—	—	—	—
622	Hospitals .....	(G)	(D)	(D)	3	1	—	—	—	—	1	—	1	—
6221	General medical & surgical hospitals .....	(G)	(D)	(D)	2	—	—	—	—	—	1	—	1	—
62211	General medical & surgical hospitals .....	(G)	(D)	(D)	2	—	—	—	—	—	1	—	1	—
623	Nursing & residential care facilities .....	346	1 534	6 009	4	—	1	—	—	—	3	—	—	—
6231	Nursing care facilities .....	(C)	(D)	(D)	2	—	—	—	—	—	2	—	—	—
62311	Nursing care facilities .....	(C)	(D)	(D)	2	—	—	—	—	—	2	—	—	—
6239	Other residential care facilities .....	(C)	(D)	(D)	2	—	1	—	—	—	1	—	—	—
62399	Other residential care facilities .....	(C)	(D)	(D)	2	—	1	—	—	—	1	—	—	—
624	Social assistance .....	(C)	(D)	(D)	23	14	4	2	2	1	—	—	—	—
6244	Child day care services .....	146	440	1 740	10	4	3	1	1	1	—	—	—	—
62441	Child day care services .....	146	440	1 740	10	4	3	1	1	1	—	—	—	—
624410	Child day care services .....	146	440	1 740	10	4	3	1	1	1	—	—	—	—
<b>71</b>	<b>Arts, entertainment &amp; recreation</b> .....	<b>170</b>	<b>390</b>	<b>1 771</b>	<b>14</b>	<b>7</b>	<b>2</b>	<b>3</b>	<b>1</b>	<b>1</b>	—	—	—	—
713	Amusement, gambling & recreation industries .....	155	371	1 677	9	3	2	2	1	1	—	—	—	—
7139	Other amusement & recreation industries .....	155	371	1 677	9	3	2	2	1	1	—	—	—	—
<b>72</b>	<b>Accommodation &amp; food services</b> .....	<b>1 209</b>	<b>2 700</b>	<b>11 552</b>	<b>61</b>	<b>14</b>	<b>12</b>	<b>12</b>	<b>17</b>	<b>5</b>	<b>1</b>	—	—	—
722	Food services & drinking places .....	1 112	2 497	10 643	52	12	10	10	14	5	1	—	—	—
7221	Full-service restaurants .....	550	1 223	5 254	25	7	6	3	5	3	1	—	—	—
72211	Full-service restaurants .....	550	1 223	5 254	25	7	6	3	5	3	1	—	—	—
722110	Full-service restaurants .....	550	1 223	5 254	25	7	6	3	5	3	1	—	—	—
7222	Limited-service eating places .....	(E)	(D)	(D)	21	3	1	7	9	1	—	—	—	—
72221	Limited-service eating places .....	(E)	(D)	(D)	21	3	1	7	9	1	—	—	—	—
722211	Limited-service eating places .....	436	962	4 146	20	3	1	6	9	1	—	—	—	—
7223	Special food services .....	(C)	(D)	(D)	6	2	3	—	—	1	—	—	—	—
72231	Food service contractors .....	(C)	(D)	(D)	5	2	2	—	—	1	—	—	—	—
<b>81</b>	<b>Other services (except public administration)</b> .....	<b>395</b>	<b>1 303</b>	<b>5 235</b>	<b>94</b>	<b>67</b>	<b>18</b>	<b>6</b>	<b>3</b>	—	—	—	—	—
813	Religious, grantmaking, civic, prof & like organizations .....	243	741	2 960	50	37	6	5	2	—	—	—	—	—
8131	Religious organizations .....	190	507	1 960	32	22	4	4	2	—	—	—	—	—
81311	Religious organizations .....	190	507	1 960	32	22	4	4	2	—	—	—	—	—
813110	Religious organizations .....	190	507	1 960	32	22	4	4	2	—	—	—	—	—
<b>99</b>	<b>Unclassified establishments</b> .....	<b>(A)</b>	<b>(D)</b>	<b>(D)</b>	<b>2</b>	<b>1</b>	<b>1</b>	—	—	—	—	—	—	—
<b>BRACKEN</b>														
	<b>Total</b> .....	<b>1 051</b>	<b>5 194</b>	<b>20 949</b>	<b>114</b>	<b>75</b>	<b>18</b>	<b>13</b>	<b>5</b>	<b>1</b>	<b>2</b>	—	—	—
<b>23</b>	<b>Construction</b> .....	<b>56</b>	<b>338</b>	<b>1 305</b>	<b>5</b>	<b>1</b>	<b>2</b>	<b>1</b>	<b>1</b>	—	—	—	—	—
<b>31-33</b>	<b>Manufacturing</b> .....	<b>(C)</b>	<b>(D)</b>	<b>(D)</b>	<b>4</b>	<b>2</b>	—	—	<b>1</b>	—	<b>1</b>	—	—	—
326	Plastics & rubber products mfg .....	(C)	(D)	(D)	1	—	—	—	—	—	1	—	—	—
3261	Plastics product mfg .....	(C)	(D)	(D)	1	—	—	—	—	—	1	—	—	—
32613	Laminated plastics plate, sheet & shape mfg ..	(C)	(D)	(D)	1	—	—	—	—	—	1	—	—	—
<b>42</b>	<b>Wholesale trade</b> .....	<b>49</b>	<b>293</b>	<b>1 222</b>	<b>3</b>	<b>1</b>	<b>1</b>	—	<b>1</b>	—	—	—	—	—
<b>44-45</b>	<b>Retail trade</b> .....	<b>151</b>	<b>441</b>	<b>1 881</b>	<b>24</b>	<b>12</b>	<b>6</b>	<b>6</b>	—	—	—	—	—	—
<b>48-49</b>	<b>Transportation &amp; warehousing</b> .....	<b>60</b>	<b>346</b>	<b>1 527</b>	<b>6</b>	<b>4</b>	<b>1</b>	—	<b>1</b>	—	—	—	—	—
<b>51</b>	<b>Information</b> .....	<b>(A)</b>	<b>(D)</b>	<b>(D)</b>	<b>2</b>	<b>1</b>	—	—	—	—	—	—	—	—
<b>52</b>	<b>Finance &amp; insurance</b> .....	<b>46</b>	<b>316</b>	<b>1 162</b>	<b>7</b>	<b>4</b>	<b>2</b>	—	<b>1</b>	—	—	—	—	—
<b>53</b>	<b>Real estate &amp; rental &amp; leasing</b> .....	<b>(A)</b>	<b>(D)</b>	<b>(D)</b>	<b>2</b>	<b>2</b>	—	—	—	—	—	—	—	—
<b>54</b>	<b>Professional, scientific &amp; technical services</b> .....	<b>(A)</b>	<b>(D)</b>	<b>(D)</b>	<b>9</b>	<b>8</b>	<b>1</b>	—	—	—	—	—	—	—
<b>56</b>	<b>Admin, support, waste mgt, remediation services</b> .....	<b>212</b>	<b>313</b>	<b>1 092</b>	<b>7</b>	<b>6</b>	—	—	—	—	<b>1</b>	—	—	—
561	Administrative & support services .....	212	313	1 092	7	6	—	—	—	—	1	—	—	—
5613	Employment services .....	(C)	(D)	(D)	1	—	—	—	—	—	1	—	—	—
56132	Temporary help services .....	(C)	(D)	(D)	1	—	—	—	—	—	1	—	—	—
<b>61</b>	<b>Educational services</b> .....	<b>(A)</b>	<b>(D)</b>	<b>(D)</b>	<b>1</b>	<b>1</b>	—	—	—	—	—	—	—	—
<b>62</b>	<b>Health care and social assistance</b> .....	<b>85</b>	<b>371</b>	<b>1 445</b>	<b>8</b>	<b>5</b>	<b>1</b>	<b>1</b>	—	<b>1</b>	—	—	—	—
<b>71</b>	<b>Arts, entertainment &amp; recreation</b> .....	<b>(A)</b>	<b>(D)</b>	<b>(D)</b>	<b>1</b>	<b>1</b>	—	—	—	—	—	—	—	—
<b>72</b>	<b>Accommodation &amp; food services</b> .....	<b>78</b>	<b>127</b>	<b>582</b>	<b>14</b>	<b>8</b>	<b>1</b>	<b>5</b>	—	—	—	—	—	—
<b>81</b>	<b>Other services (except public administration)</b> .....	<b>38</b>	<b>105</b>	<b>432</b>	<b>19</b>	<b>17</b>	<b>2</b>	—	—	—	—	—	—	—
<b>99</b>	<b>Unclassified establishments</b> .....	<b>(A)</b>	<b>(D)</b>	<b>(D)</b>	<b>2</b>	<b>2</b>	—	—	—	—	—	—	—	—

See footnotes at end of table.

**Table 6. Counties—Employees, Payroll, and Establishments by Industry: 2001—Con.**

[Excludes most government employees, railroad employees, and self-employed persons. Size class 1 to 4 includes establishments with payroll, but no employees, during mid-March pay period. (D) denotes figures withheld to avoid disclosing data for individual companies; the data are included in broader industry totals. Detailed industries with 100 or more employees are shown if industry was not a (D). For explanation of terms, abbreviations, and data reliability/comparability, see introductory text]

NAICS code	Industry	Number of employees for week including March 12	Payroll (\$1,000)		Total number of establishments	Number of establishments by employment-size class									
			First quarter	Annual		1 to 4	5 to 9	10 to 19	20 to 49	50 to 99	100 to 249	250 to 499	500 to 999	1,000 or more	
<b>BREATHITT</b>															
	<b>Total</b> .....	<b>2 397</b>	<b>10 374</b>	<b>41 975</b>	<b>209</b>	<b>118</b>	<b>43</b>	<b>22</b>	<b>18</b>	<b>3</b>	<b>4</b>	<b>1</b>	-	-	
21	Mining .....	(B)	(D)	(D)	1	-	-	-	1	-	-	-	-	-	
22	Utilities .....	(A)	(D)	(D)	1	1	-	-	-	-	-	-	-	-	
23	Construction .....	32	146	854	11	9	1	1	-	-	-	-	-	-	
31-33	Manufacturing .....	28	70	351	3	1	1	1	-	-	-	-	-	-	
42	Wholesale trade .....	74	422	2 022	7	4	-	1	2	-	-	-	-	-	
44-45	Retail trade .....	525	1 929	8 104	45	17	17	6	3	1	1	1	-	-	
445	Food & beverage stores .....	122	342	1 432	4	1	-	1	1	1	-	-	-	-	
4451	Grocery stores .....	122	342	1 432	4	1	-	1	1	1	-	-	-	-	
44511	Grocery (except convenience) stores .....	122	342	1 432	4	1	-	1	1	1	-	-	-	-	
445110	Grocery (except convenience) stores .....	122	342	1 432	4	1	-	1	1	1	-	-	-	-	
452	General merchandise stores .....	(C)	(D)	(D)	4	1	2	-	-	-	1	-	-	-	
4521	Department stores .....	(C)	(D)	(D)	1	-	-	-	-	-	1	-	-	-	
45211	Department stores .....	(C)	(D)	(D)	1	-	-	-	-	-	1	-	-	-	
48-49	Transportation & warehousing .....	71	375	1 829	21	17	2	2	-	-	-	-	-	-	
51	Information .....	32	143	560	9	6	3	-	-	-	-	-	-	-	
52	Finance & insurance .....	133	1 013	4 039	12	5	2	2	3	-	-	-	-	-	
522	Credit intermediation & related activities .....	102	687	2 841	8	2	2	2	2	-	-	-	-	-	
53	Real estate & rental & leasing .....	18	81	344	4	1	3	-	-	-	-	-	-	-	
54	Professional, scientific & technical services .....	62	209	745	16	14	1	-	1	-	-	-	-	-	
55	Management of companies & enterprises .....	(A)	(D)	(D)	1	-	-	1	-	-	-	-	-	-	
56	Admin, support, waste mgt, remediation services .....	(C)	(D)	(D)	3	2	-	-	-	-	1	-	-	-	
561	Administrative & support services .....	(C)	(D)	(D)	2	1	-	-	-	-	1	-	-	-	
5614	Business support services .....	(C)	(D)	(D)	1	-	-	-	-	-	1	-	-	-	
56149	Other business support services .....	(C)	(D)	(D)	1	-	-	-	-	-	1	-	-	-	
61	Educational services .....	(B)	(D)	(D)	1	-	-	-	1	-	-	-	-	-	
62	Health care and social assistance .....	807	4 224	16 278	34	18	7	2	4	-	2	1	-	-	
621	Ambulatory health care services .....	179	1 126	4 253	23	15	3	1	4	-	-	-	-	-	
622	Hospitals .....	(E)	(D)	(D)	2	-	-	1	-	-	-	1	-	-	
6221	General medical & surgical hospitals .....	(E)	(D)	(D)	2	-	-	1	-	-	-	1	-	-	
62211	General medical & surgical hospitals .....	(E)	(D)	(D)	2	-	-	1	-	-	-	1	-	-	
623	Nursing & residential care facilities .....	(C)	(D)	(D)	3	2	-	-	-	-	1	-	-	-	
6231	Nursing care facilities .....	(C)	(D)	(D)	1	-	-	-	-	-	1	-	-	-	
62311	Nursing care facilities .....	(C)	(D)	(D)	1	-	-	-	-	-	1	-	-	-	
624	Social assistance .....	(C)	(D)	(D)	6	1	4	-	-	-	1	-	-	-	
6241	Individual & family services .....	(C)	(D)	(D)	3	-	2	-	-	-	1	-	-	-	
62412	Services for elderly & disabled persons .....	(C)	(D)	(D)	2	-	1	-	-	-	1	-	-	-	
72	Accommodation & food services .....	319	701	2 447	16	3	5	4	2	2	-	-	-	-	
722	Food services & drinking places .....	(E)	(D)	(D)	13	2	4	3	2	2	-	-	-	-	
7222	Limited-service eating places .....	266	587	2 027	9	-	3	2	2	2	-	-	-	-	
72221	Limited-service eating places .....	266	587	2 027	9	-	3	2	2	2	-	-	-	-	
81	Other services (except public administration) .....	65	313	1 224	22	19	1	2	-	-	-	-	-	-	
95	Auxiliaries (exc corporate, subsidiary & regional mgt) .....	(B)	(D)	(D)	1	-	-	-	1	-	-	-	-	-	
99	Unclassified establishments .....	(A)	(D)	(D)	1	1	-	-	-	-	-	-	-	-	
<b>BRECKINRIDGE</b>															
	<b>Total</b> .....	<b>2 317</b>	<b>9 550</b>	<b>41 924</b>	<b>317</b>	<b>189</b>	<b>61</b>	<b>43</b>	<b>20</b>	<b>3</b>	<b>1</b>	-	-	-	
11	Forestry, fishing, hunting, and agriculture support .....	(A)	(D)	(D)	4	4	-	-	-	-	-	-	-	-	
21	Mining .....	(B)	(D)	(D)	2	-	-	2	-	-	-	-	-	-	
22	Utilities .....	(B)	(D)	(D)	3	1	-	2	-	-	-	-	-	-	
23	Construction .....	225	1 123	5 561	52	38	8	3	3	-	-	-	-	-	
235	Special trade contractors .....	146	865	3 784	29	21	4	2	2	-	-	-	-	-	
31-33	Manufacturing .....	236	853	3 688	17	6	3	5	2	1	-	-	-	-	
42	Wholesale trade .....	97	486	2 338	11	5	2	2	2	-	-	-	-	-	
44-45	Retail trade .....	548	2 057	8 248	69	35	18	10	5	1	-	-	-	-	
445	Food & beverage stores .....	153	360	1 453	11	4	1	3	3	-	-	-	-	-	
4451	Grocery stores .....	153	360	1 453	11	4	1	3	3	-	-	-	-	-	
44511	Grocery (except convenience) stores .....	(C)	(D)	(D)	9	3	1	2	3	-	-	-	-	-	
452	General merchandise stores .....	(C)	(D)	(D)	4	1	2	-	-	1	-	-	-	-	
48-49	Transportation & warehousing .....	65	600	2 386	14	11	-	2	1	-	-	-	-	-	
51	Information .....	41	193	809	8	5	-	3	-	-	-	-	-	-	

See footnotes at end of table.

**Table 6. Counties—Employees, Payroll, and Establishments by Industry: 2001—Con.**

[Excludes most government employees, railroad employees, and self-employed persons. Size class 1 to 4 includes establishments with payroll, but no employees, during mid-March pay period. (D) denotes figures withheld to avoid disclosing data for individual companies; the data are included in broader industry totals. Detailed industries with 100 or more employees are shown if industry was not a (D). For explanation of terms, abbreviations, and data reliability/comparability, see introductory text]

NAICS code	Industry	Number of employees for week including March 12	Payroll (\$1,000)		Total number of establishments	Number of establishments by employment-size class								
			First quarter	Annual		1 to 4	5 to 9	10 to 19	20 to 49	50 to 99	100 to 249	250 to 499	500 to 999	1,000 or more
<b>BRECKINRIDGE—Con.</b>														
<b>52</b>	<b>Finance &amp; insurance</b> .....	<b>132</b>	<b>655</b>	<b>3 496</b>	<b>17</b>	<b>10</b>	<b>4</b>	<b>1</b>	<b>2</b>	—	—	—	—	—
522	Credit intermediation & related activities .....	(C)	(D)	(D)	10	4	3	1	2	—	—	—	—	—
5221	Depository credit intermediation .....	105	537	3 021	8	2	3	1	2	—	—	—	—	—
52211	Commercial banking .....	105	537	3 021	8	2	3	1	2	—	—	—	—	—
522110	Commercial banking .....	105	537	3 021	8	2	3	1	2	—	—	—	—	—
<b>53</b>	<b>Real estate &amp; rental &amp; leasing</b> .....	<b>75</b>	<b>274</b>	<b>1 304</b>	<b>12</b>	<b>9</b>	<b>1</b>	—	<b>2</b>	—	—	—	—	—
<b>54</b>	<b>Professional, scientific &amp; technical services</b> .....	<b>50</b>	<b>219</b>	<b>888</b>	<b>11</b>	<b>4</b>	<b>7</b>	—	—	—	—	—	—	—
<b>55</b>	<b>Management of companies &amp; enterprises</b> .....	<b>(A)</b>	<b>(D)</b>	<b>(D)</b>	<b>1</b>	<b>1</b>	—	—	—	—	—	—	—	—
<b>56</b>	<b>Admin, support, waste mgmt, remediation services</b> .....	<b>19</b>	<b>53</b>	<b>339</b>	<b>4</b>	<b>1</b>	<b>3</b>	—	—	—	—	—	—	—
<b>62</b>	<b>Health care and social assistance</b> .....	<b>431</b>	<b>1 750</b>	<b>6 980</b>	<b>30</b>	<b>13</b>	<b>8</b>	<b>7</b>	—	<b>1</b>	<b>1</b>	—	—	—
621	Ambulatory health care services .....	122	470	2 071	19	8	5	6	—	—	—	—	—	—
622	Hospitals .....	(C)	(D)	(D)	1	—	—	—	—	—	1	—	—	—
6221	General medical & surgical hospitals .....	(C)	(D)	(D)	1	—	—	—	—	—	1	—	—	—
62211	General medical & surgical hospitals .....	(C)	(D)	(D)	1	—	—	—	—	—	1	—	—	—
<b>71</b>	<b>Arts, entertainment &amp; recreation</b> .....	<b>(A)</b>	<b>(D)</b>	<b>(D)</b>	<b>2</b>	<b>2</b>	—	—	—	—	—	—	—	—
<b>72</b>	<b>Accommodation &amp; food services</b> .....	<b>182</b>	<b>372</b>	<b>1 588</b>	<b>13</b>	<b>5</b>	<b>1</b>	<b>4</b>	<b>3</b>	—	—	—	—	—
722	Food services & drinking places .....	182	372	1 588	13	5	1	4	3	—	—	—	—	—
7221	Full-service restaurants .....	106	230	919	9	5	—	3	1	—	—	—	—	—
72211	Full-service restaurants .....	106	230	919	9	5	—	3	1	—	—	—	—	—
722110	Full-service restaurants .....	106	230	919	9	5	—	3	1	—	—	—	—	—
<b>81</b>	<b>Other services (except public administration)</b> .....	<b>133</b>	<b>395</b>	<b>1 795</b>	<b>43</b>	<b>35</b>	<b>6</b>	<b>2</b>	—	—	—	—	—	—
<b>99</b>	<b>Unclassified establishments</b> .....	<b>(A)</b>	<b>(D)</b>	<b>(D)</b>	<b>4</b>	<b>4</b>	—	—	—	—	—	—	—	—
<b>BULLITT</b>														
	<b>Total</b> .....	<b>11 062</b>	<b>60 979</b>	<b>257 664</b>	<b>938</b>	<b>508</b>	<b>209</b>	<b>121</b>	<b>68</b>	<b>21</b>	<b>7</b>	<b>1</b>	<b>3</b>	—
<b>11</b>	<b>Forestry, fishing, hunting, and agriculture support</b> .....	<b>(A)</b>	<b>(D)</b>	<b>(D)</b>	<b>1</b>	<b>1</b>	—	—	—	—	—	—	—	—
<b>21</b>	<b>Mining</b> .....	<b>72</b>	<b>754</b>	<b>5 983</b>	<b>4</b>	<b>1</b>	—	<b>1</b>	<b>2</b>	—	—	—	—	—
<b>22</b>	<b>Utilities</b> .....	<b>(B)</b>	<b>(D)</b>	<b>(D)</b>	<b>2</b>	<b>1</b>	—	—	<b>1</b>	—	—	—	—	—
<b>23</b>	<b>Construction</b> .....	<b>1 103</b>	<b>6 017</b>	<b>28 086</b>	<b>184</b>	<b>109</b>	<b>41</b>	<b>29</b>	<b>3</b>	<b>2</b>	—	—	—	—
233	Building, developing & general contracting .....	215	1 303	5 555	33	20	8	4	—	1	—	—	—	—
2333	Nonresidential building construction .....	147	1 006	4 022	8	2	2	3	—	1	—	—	—	—
23332	Commercial & institutional bldg construction ..	147	1 006	4 022	8	2	2	3	—	1	—	—	—	—
233320	Commercial & institutional bldg construction ..	147	1 006	4 022	8	2	2	3	—	1	—	—	—	—
234	Heavy construction .....	181	1 189	6 466	13	4	4	4	—	1	—	—	—	—
2341	Highway, street, bridge & tunnel construction ...	(C)	(D)	(D)	2	—	—	1	—	1	—	—	—	—
23411	Highway & street construction .....	(C)	(D)	(D)	2	—	—	1	—	1	—	—	—	—
235	Special trade contractors .....	707	3 525	16 065	138	85	29	21	3	—	—	—	—	—
2351	Plumbing, heating & AC contractor .....	203	1 225	5 525	27	15	6	3	3	—	—	—	—	—
23511	Plumbing, heating & AC contractor .....	203	1 225	5 525	27	15	6	3	3	—	—	—	—	—
235110	Plumbing, heating & AC contractor .....	203	1 225	5 525	27	15	6	3	3	—	—	—	—	—
2354	Masonry, drywall, insulation, tile contractors ....	102	399	1 813	23	16	4	3	—	—	—	—	—	—
2359	Other special trade contractors .....	117	581	2 552	25	15	6	4	—	—	—	—	—	—
<b>31-33</b>	<b>Manufacturing</b> .....	<b>3 321</b>	<b>26 650</b>	<b>101 506</b>	<b>49</b>	<b>18</b>	<b>14</b>	<b>6</b>	<b>3</b>	<b>3</b>	<b>1</b>	<b>1</b>	<b>3</b>	—
312	Beverage & tobacco product mfg .....	(E)	(D)	(D)	1	—	—	—	—	—	—	1	—	—
3121	Beverage mfg .....	(E)	(D)	(D)	1	—	—	—	—	—	—	1	—	—
31214	Distilleries .....	(E)	(D)	(D)	1	—	—	—	—	—	—	1	—	—
323	Printing & related support activities .....	(G)	(D)	(D)	5	1	—	1	—	1	—	—	2	—
3231	Printing & related support activities .....	(G)	(D)	(D)	5	1	—	1	—	1	—	—	2	—
32311	Printing .....	(G)	(D)	(D)	4	1	—	—	—	1	—	—	2	—
332	Fabricated metal product mfg .....	193	1 330	5 344	17	9	3	2	2	1	—	—	—	—
333	Machinery mfg .....	770	6 033	21 952	6	1	1	—	1	1	—	1	—	—
3339	Other general purpose machinery mfg .....	(F)	(D)	(D)	4	—	—	—	1	1	—	1	—	—
33392	Material handling equipment mfg .....	(F)	(D)	(D)	4	—	—	—	1	1	—	1	—	—
<b>42</b>	<b>Wholesale trade</b> .....	<b>471</b>	<b>2 980</b>	<b>12 011</b>	<b>37</b>	<b>18</b>	<b>8</b>	<b>5</b>	<b>4</b>	<b>1</b>	<b>1</b>	—	—	—
421	Wholesale trade, durable goods .....	334	2 164	9 197	24	11	7	3	1	1	1	—	—	—
4211	Motor vehicle, motor vehicle pt & supply whsle .	146	896	3 979	8	5	1	1	—	—	1	—	—	—
42112	Motor vehicle supplies & new parts whsle ....	135	853	3 815	5	3	—	1	—	—	1	—	—	—
421120	Motor vehicle supplies & new parts whsle ..	135	853	3 815	5	3	—	1	—	—	1	—	—	—
422	Wholesale trade, nondurable goods .....	137	816	2 814	13	7	1	2	3	—	—	—	—	—

See footnotes at end of table.

**Table 6. Counties—Employees, Payroll, and Establishments by Industry: 2001—Con.**

[Excludes most government employees, railroad employees, and self-employed persons. Size class 1 to 4 includes establishments with payroll, but no employees, during mid-March pay period. (D) denotes figures withheld to avoid disclosing data for individual companies; the data are included in broader industry totals. Detailed industries with 100 or more employees are shown if industry was not a (D). For explanation of terms, abbreviations, and data reliability/comparability, see introductory text]

NAICS code	Industry	Number of employees for week including March 12	Payroll (\$1,000)		Total number of establishments	Number of establishments by employment-size class								
			First quarter	Annual		1 to 4	5 to 9	10 to 19	20 to 49	50 to 99	100 to 249	250 to 499	500 to 999	1,000 or more
<b>BULLITT—Con.</b>														
<b>44-45</b>	<b>Retail trade</b> .....	<b>1 830</b>	<b>6 891</b>	<b>28 843</b>	<b>156</b>	<b>59</b>	<b>53</b>	<b>22</b>	<b>16</b>	<b>5</b>	<b>1</b>			
441	Motor vehicle & parts dealers .....	189	1 197	4 762	27	13	9	3	2	—	—	—	—	—
444	Bldg material & garden equip & supp dealers .....	194	880	4 017	18	6	5	5	2	—	—	—	—	—
4441	Building material & supplies dealers .....	139	726	3 236	10	2	4	2	2	—	—	—	—	—
445	Food & beverage stores .....	612	2 015	8 185	24	8	5	6	1	3	1	—	—	—
4451	Grocery stores .....	592	1 956	7 931	18	4	3	6	1	3	1	—	—	—
44511	Grocery (except convenience) stores .....	542	1 777	7 299	12	3	—	4	1	3	1	—	—	—
445110	Grocery (except convenience) stores .....	542	1 777	7 299	12	3	—	4	1	3	1	—	—	—
447	Gasoline stations .....	515	1 470	5 716	35	6	15	6	6	2	—	—	—	—
4471	Gasoline stations .....	515	1 470	5 716	35	6	15	6	6	2	—	—	—	—
44711	Gasoline stations with convenience stores ...	(E)	(D)	(D)	33	5	15	6	6	1	—	—	—	—
<b>48-49</b>	<b>Transportation &amp; warehousing</b> .....	<b>224</b>	<b>1 176</b>	<b>7 361</b>	<b>45</b>	<b>28</b>	<b>9</b>	<b>7</b>	<b>1</b>					
484	Truck transportation .....	162	842	5 974	32	22	4	5	1	—	—	—	—	—
<b>51</b>	<b>Information</b> .....	<b>91</b>	<b>927</b>	<b>3 962</b>	<b>9</b>	<b>3</b>	<b>2</b>	<b>3</b>	<b>1</b>					
<b>52</b>	<b>Finance &amp; insurance</b> .....	<b>261</b>	<b>1 517</b>	<b>6 743</b>	<b>33</b>	<b>21</b>	<b>8</b>	<b>1</b>	<b>1</b>	<b>2</b>				
522	Credit intermediation & related activities .....	220	1 292	5 695	14	5	5	1	1	2	—	—	—	—
5221	Depository credit intermediation .....	(C)	(D)	(D)	11	2	5	1	1	2	—	—	—	—
52211	Commercial banking .....	191	1 159	5 012	8	2	3	—	1	2	—	—	—	—
522110	Commercial banking .....	191	1 159	5 012	8	2	3	—	1	2	—	—	—	—
<b>53</b>	<b>Real estate &amp; rental &amp; leasing</b> .....	<b>138</b>	<b>486</b>	<b>2 521</b>	<b>41</b>	<b>31</b>	<b>7</b>	<b>3</b>						
<b>54</b>	<b>Professional, scientific &amp; technical services</b> .....	<b>205</b>	<b>1 057</b>	<b>5 192</b>	<b>66</b>	<b>50</b>	<b>12</b>	<b>4</b>						
541	Professional, scientific & technical services .....	205	1 057	5 192	66	50	12	4	—	—	—	—	—	—
<b>55</b>	<b>Management of companies &amp; enterprises</b> .....	<b>(A)</b>	<b>(D)</b>	<b>(D)</b>	<b>3</b>	<b>2</b>	<b>1</b>							
<b>56</b>	<b>Admin, support, waste mgt, remediation services</b> .....	<b>242</b>	<b>983</b>	<b>4 604</b>	<b>41</b>	<b>26</b>	<b>10</b>	<b>3</b>	<b>1</b>	<b>1</b>				
561	Administrative & support services .....	(C)	(D)	(D)	38	24	9	3	1	1	—	—	—	—
<b>61</b>	<b>Educational services</b> .....	<b>92</b>	<b>283</b>	<b>1 563</b>	<b>7</b>	<b>3</b>		<b>2</b>	<b>2</b>					
<b>62</b>	<b>Health care and social assistance</b> .....	<b>518</b>	<b>3 095</b>	<b>13 759</b>	<b>55</b>	<b>27</b>	<b>14</b>	<b>10</b>	<b>3</b>		<b>1</b>			
621	Ambulatory health care services .....	190	1 897	9 185	33	19	8	4	2	—	—	—	—	—
623	Nursing & residential care facilities .....	(C)	(D)	(D)	1	—	—	—	—	—	1	—	—	—
6231	Nursing care facilities .....	(C)	(D)	(D)	1	—	—	—	—	—	1	—	—	—
62311	Nursing care facilities .....	(C)	(D)	(D)	1	—	—	—	—	—	1	—	—	—
624	Social assistance .....	(C)	(D)	(D)	21	8	6	6	1	—	—	—	—	—
6244	Child day care services .....	170	381	1 440	16	4	5	6	1	—	—	—	—	—
62441	Child day care services .....	170	381	1 440	16	4	5	6	1	—	—	—	—	—
624410	Child day care services .....	170	381	1 440	16	4	5	6	1	—	—	—	—	—
<b>71</b>	<b>Arts, entertainment &amp; recreation</b> .....	<b>179</b>	<b>551</b>	<b>2 628</b>	<b>18</b>	<b>8</b>	<b>3</b>	<b>4</b>	<b>3</b>					
713	Amusement, gambling & recreation industries .....	(C)	(D)	(D)	16	7	3	4	2	—	—	—	—	—
7139	Other amusement & recreation industries .....	120	235	1 390	15	7	3	3	2	—	—	—	—	—
<b>72</b>	<b>Accommodation &amp; food services</b> .....	<b>1 338</b>	<b>3 228</b>	<b>14 366</b>	<b>64</b>	<b>17</b>	<b>6</b>	<b>11</b>	<b>24</b>	<b>5</b>	<b>1</b>			
721	Accommodation .....	216	522	2 380	12	1	2	5	3	1	—	—	—	—
7211	Traveler accommodation .....	(C)	(D)	(D)	10	—	1	5	3	1	—	—	—	—
72111	Hotels (exc casino hotels) & motels .....	(C)	(D)	(D)	10	—	1	5	3	1	—	—	—	—
722	Food services & drinking places .....	1 122	2 706	11 986	52	16	4	6	21	4	1	—	—	—
7221	Full-service restaurants .....	444	1 211	5 199	20	7	2	4	5	1	1	—	—	—
72211	Full-service restaurants .....	444	1 211	5 199	20	7	2	4	5	1	1	—	—	—
722110	Full-service restaurants .....	444	1 211	5 199	20	7	2	4	5	1	1	—	—	—
7222	Limited-service eating places .....	673	1 486	6 755	29	6	2	2	16	3	—	—	—	—
72221	Limited-service eating places .....	673	1 486	6 755	29	6	2	2	16	3	—	—	—	—
<b>81</b>	<b>Other services (except public administration)</b> .....	<b>842</b>	<b>3 589</b>	<b>15 286</b>	<b>117</b>	<b>80</b>	<b>21</b>	<b>10</b>	<b>3</b>	<b>1</b>	<b>2</b>			
811	Repair & maintenance .....	342	2 316	10 078	53	38	7	7	—	—	1	—	—	—
8111	Automotive repair & maintenance .....	144	702	3 017	40	30	6	4	—	—	—	—	—	—
8112	Electronic & precision equipment R&M .....	(C)	(D)	(D)	3	2	—	—	—	—	1	—	—	—
81121	Electronic & precision equipment R&M .....	(C)	(D)	(D)	3	2	—	—	—	—	1	—	—	—
812	Personal & laundry services .....	122	387	1 515	25	17	5	2	1	—	—	—	—	—
813	Religious, grantmaking, civic, prof & like organizations .....	378	886	3 693	39	25	9	1	2	1	1	—	—	—
8131	Religious organizations .....	249	604	2 563	30	19	7	1	2	1	—	—	—	—
81311	Religious organizations .....	249	604	2 563	30	19	7	1	2	1	—	—	—	—
813110	Religious organizations .....	249	604	2 563	30	19	7	1	2	1	—	—	—	—
8134	Civic & social organizations .....	121	280	1 098	5	3	1	—	—	—	1	—	—	—
81341	Civic & social organizations .....	121	280	1 098	5	3	1	—	—	—	1	—	—	—
813410	Civic & social organizations .....	121	280	1 098	5	3	1	—	—	—	1	—	—	—
<b>95</b>	<b>Auxiliaries (exc corporate, subsidiary &amp; regional mgt)</b> .....	<b>(B)</b>	<b>(D)</b>	<b>(D)</b>	<b>2</b>	<b>1</b>				<b>1</b>				
<b>99</b>	<b>Unclassified establishments</b> .....	<b>(A)</b>	<b>(D)</b>	<b>(D)</b>	<b>4</b>	<b>4</b>								

See footnotes at end of table.

**Table 6. Counties—Employees, Payroll, and Establishments by Industry: 2001—Con.**

[Excludes most government employees, railroad employees, and self-employed persons. Size class 1 to 4 includes establishments with payroll, but no employees, during mid-March pay period. (D) denotes figures withheld to avoid disclosing data for individual companies; the data are included in broader industry totals. Detailed industries with 100 or more employees are shown if industry was not a (D). For explanation of terms, abbreviations, and data reliability/comparability, see introductory text]

NAICS code	Industry	Number of employees for week including March 12	Payroll (\$1,000)		Total number of establishments	Number of establishments by employment-size class									
			First quarter	Annual		1 to 4	5 to 9	10 to 19	20 to 49	50 to 99	100 to 249	250 to 499	500 to 999	1,000 or more	
<b>BUTLER</b>															
	<b>Total</b> .....	<b>3 381</b>	<b>15 682</b>	<b>62 195</b>	<b>213</b>	<b>123</b>	<b>42</b>	<b>24</b>	<b>13</b>	<b>5</b>	<b>5</b>		<b>1</b>		
11	Forestry, fishing, hunting, and agriculture support .....	(B)	(D)	(D)	4	1	2	1							
21	Mining .....	(A)	(D)	(D)	2	1	1								
22	Utilities .....	(A)	(D)	(D)	1			1							
23	Construction .....	233	975	3 595	25	18	5			1	1				
233	Building, developing & general contracting .....	121	518	1 280	6	5					1				
2333	Nonresidential building construction .....	(C)	(D)	(D)	1						1				
23332	Commercial & institutional bldg construction ..	(C)	(D)	(D)	1						1				
31-33	Manufacturing .....	1 545	8 627	33 467	13	4		2	3	1	2		1		
326	Plastics & rubber products mfg .....	(E)	(D)	(D)	2					1	1				
3261	Plastics product mfg .....	(C)	(D)	(D)	1						1				
32619	Other plastics product mfg .....	(C)	(D)	(D)	1						1				
331	Primary metal mfg .....	(C)	(D)	(D)	1						1				
3315	Foundries .....	(C)	(D)	(D)	1						1				
33152	Nonferrous metal foundries .....	(C)	(D)	(D)	1						1				
336	Transportation equipment mfg .....	(F)	(D)	(D)	2				1				1		
3363	Motor vehicle parts mfg .....	(F)	(D)	(D)	2				1				1		
33632	MV electrical & electronic equipment mfg ....	(F)	(D)	(D)	1								1		
42	Wholesale trade .....	(B)	(D)	(D)	8	4	2	2							
44-45	Retail trade .....	334	1 072	4 561	55	30	17	5	3						
445	Food & beverage stores .....	120	327	1 298	15	8	4	1	2						
4451	Grocery stores .....	(C)	(D)	(D)	14	7	4	1	2						
44511	Grocery (except convenience) stores .....	(C)	(D)	(D)	11	6	2	1	2						
48-49	Transportation & warehousing .....	155	1 068	4 201	11	7	1	1	1	1					
484	Truck transportation .....	155	1 068	4 201	11	7	1	1	1	1					
4841	General freight trucking .....	(C)	(D)	(D)	8	4	1	1	1	1					
48412	General freight trucking, long-distance .....	149	1 053	4 090	6	2	1	1	1	1					
484121	General freight trucking, long-distance, TL ..	149	1 053	4 090	6	2	1	1	1	1					
51	Information .....	12	36	135	3	1	2								
52	Finance & insurance .....	83	476	1 936	11	6	1	2	2						
53	Real estate & rental & leasing .....	9	28	126	5	5									
54	Professional, scientific & technical services .....	(B)	(D)	(D)	6	4		2							
56	Admin, support, waste mgt, remediation services .....	327	1 013	3 595	5	2				2	1				
561	Administrative & support services .....	(E)	(D)	(D)	4	1				2	1				
5613	Employment services .....	325	1 011	3 585	3					2	1				
56131	Employment placement agencies .....	(E)	(D)	(D)	2					1	1				
61	Educational services .....	(A)	(D)	(D)	1		1								
62	Health care and social assistance .....	292	1 194	5 440	15	5	4	4	1		1				
623	Nursing & residential care facilities .....	(C)	(D)	(D)	1						1				
6231	Nursing care facilities .....	(C)	(D)	(D)	1						1				
62311	Nursing care facilities .....	(C)	(D)	(D)	1						1				
71	Arts, entertainment & recreation .....	7	4	53	3	3									
72	Accommodation & food services .....	135	223	933	14	8	2	1	3						
722	Food services & drinking places .....	135	223	933	14	8	2	1	3						
7222	Limited-service eating places .....	127	212	884	10	4	2	1	3						
72221	Limited-service eating places .....	127	212	884	10	4	2	1	3						
81	Other services (except public administration) .....	111	326	1 325	28	21	4	3							
99	Unclassified establishments .....	(A)	(D)	(D)	3	3									
<b>CALDWELL</b>															
	<b>Total</b> .....	<b>3 098</b>	<b>16 292</b>	<b>67 509</b>	<b>267</b>	<b>155</b>	<b>46</b>	<b>32</b>	<b>26</b>	<b>4</b>	<b>3</b>		<b>1</b>		
11	Forestry, fishing, hunting, and agriculture support .....	(A)	(D)	(D)	1	1									
21	Mining .....	61	478	2 024	4		1	2	1						
22	Utilities .....	(A)	(D)	(D)	1		1								
23	Construction .....	104	414	1 793	22	13	7	2							
31-33	Manufacturing .....	768	6 227	25 489	15	8		3	2	1			1		
311	Food mfg .....	(F)	(D)	(D)	3	2							1		
3118	Bakeries & tortilla mfg .....	(F)	(D)	(D)	2	1							1		
31182	Cookie, cracker & pasta mfg .....	(F)	(D)	(D)	1								1		
42	Wholesale trade .....	58	355	1 452	8	4	1	3							

See footnotes at end of table.

**Table 6. Counties—Employees, Payroll, and Establishments by Industry: 2001—Con.**

[Excludes most government employees, railroad employees, and self-employed persons. Size class 1 to 4 includes establishments with payroll, but no employees, during mid-March pay period. (D) denotes figures withheld to avoid disclosing data for individual companies; the data are included in broader industry totals. Detailed industries with 100 or more employees are shown if industry was not a (D). For explanation of terms, abbreviations, and data reliability/comparability, see introductory text]

NAICS code	Industry	Number of employees for week including March 12	Payroll (\$1,000)		Total number of establishments	Number of establishments by employment-size class								
			First quarter	Annual		1 to 4	5 to 9	10 to 19	20 to 49	50 to 99	100 to 249	250 to 499	500 to 999	1,000 or more
<b>CALDWELL—Con.</b>														
<b>44-45</b>	<b>Retail trade</b> .....	<b>709</b>	<b>3 031</b>	<b>12 460</b>	<b>60</b>	<b>30</b>	<b>11</b>	<b>11</b>	<b>5</b>	<b>2</b>	<b>1</b>	—	—	—
441	Motor vehicle & parts dealers .....	122	785	3 272	10	5	2	1	1	1	—	—	—	—
445	Food & beverage stores .....	163	533	2 207	6	2	—	1	2	1	—	—	—	—
4451	Grocery stores .....	163	533	2 207	6	2	—	1	2	1	—	—	—	—
44511	Grocery (except convenience) stores .....	(C)	(D)	(D)	5	1	—	1	2	1	—	—	—	—
452	General merchandise stores .....	(C)	(D)	(D)	4	1	1	1	—	—	1	—	—	—
4521	Department stores .....	(C)	(D)	(D)	1	—	—	—	—	—	1	—	—	—
45211	Department stores .....	(C)	(D)	(D)	1	—	—	—	—	—	1	—	—	—
<b>48-49</b>	<b>Transportation &amp; warehousing</b> .....	<b>75</b>	<b>384</b>	<b>1 599</b>	<b>4</b>	<b>1</b>	—	—	<b>3</b>	—	—	—	—	—
<b>51</b>	<b>Information</b> .....	<b>64</b>	<b>352</b>	<b>1 414</b>	<b>6</b>	<b>2</b>	—	<b>3</b>	<b>1</b>	—	—	—	—	—
<b>52</b>	<b>Finance &amp; insurance</b> .....	<b>122</b>	<b>816</b>	<b>3 423</b>	<b>17</b>	<b>9</b>	<b>5</b>	<b>1</b>	<b>2</b>	—	—	—	—	—
522	Credit intermediation & related activities .....	103	705	2 968	11	5	3	1	2	—	—	—	—	—
<b>53</b>	<b>Real estate &amp; rental &amp; leasing</b> .....	<b>7</b>	<b>26</b>	<b>111</b>	<b>4</b>	<b>4</b>	—	—	—	—	—	—	—	—
<b>54</b>	<b>Professional, scientific &amp; technical services</b> .....	<b>47</b>	<b>175</b>	<b>760</b>	<b>18</b>	<b>16</b>	<b>2</b>	—	—	—	—	—	—	—
<b>55</b>	<b>Management of companies &amp; enterprises</b> .....	<b>(A)</b>	<b>(D)</b>	<b>(D)</b>	<b>2</b>	<b>1</b>	<b>1</b>	—	—	—	—	—	—	—
<b>56</b>	<b>Admin, support, waste mgt, remediation services</b> .....	<b>43</b>	<b>170</b>	<b>707</b>	<b>3</b>	<b>2</b>	—	—	<b>1</b>	—	—	—	—	—
<b>61</b>	<b>Educational services</b> .....	<b>7</b>	<b>26</b>	<b>113</b>	<b>3</b>	<b>3</b>	—	—	—	—	—	—	—	—
<b>62</b>	<b>Health care and social assistance</b> .....	<b>524</b>	<b>2 615</b>	<b>10 880</b>	<b>25</b>	<b>13</b>	<b>4</b>	<b>2</b>	<b>3</b>	<b>1</b>	<b>2</b>	—	—	—
621	Ambulatory health care services .....	139	1 029	4 019	15	10	2	1	1	1	—	—	—	—
622	Hospitals .....	(C)	(D)	(D)	1	—	—	—	—	—	1	—	—	—
6221	General medical & surgical hospitals .....	(C)	(D)	(D)	1	—	—	—	—	—	1	—	—	—
62211	General medical & surgical hospitals .....	(C)	(D)	(D)	1	—	—	—	—	—	1	—	—	—
623	Nursing & residential care facilities .....	(C)	(D)	(D)	3	1	—	—	1	—	1	—	—	—
6231	Nursing care facilities .....	(C)	(D)	(D)	1	—	—	—	—	—	1	—	—	—
62311	Nursing care facilities .....	(C)	(D)	(D)	1	—	—	—	—	—	1	—	—	—
<b>71</b>	<b>Arts, entertainment &amp; recreation</b> .....	<b>(B)</b>	<b>(D)</b>	<b>(D)</b>	<b>2</b>	<b>1</b>	—	—	<b>1</b>	—	—	—	—	—
<b>72</b>	<b>Accommodation &amp; food services</b> .....	<b>304</b>	<b>516</b>	<b>2 203</b>	<b>24</b>	<b>10</b>	<b>4</b>	<b>3</b>	<b>7</b>	—	—	—	—	—
722	Food services & drinking places .....	293	504	2 157	21	8	3	3	7	—	—	—	—	—
7221	Full-service restaurants .....	(C)	(D)	(D)	14	7	3	1	3	—	—	—	—	—
72211	Full-service restaurants .....	(C)	(D)	(D)	14	7	3	1	3	—	—	—	—	—
7222	Limited-service eating places .....	179	338	1 498	6	—	—	2	4	—	—	—	—	—
72221	Limited-service eating places .....	179	338	1 498	6	—	—	2	4	—	—	—	—	—
722211	Limited-service restaurants .....	179	338	1 498	6	—	—	2	4	—	—	—	—	—
<b>81</b>	<b>Other services (except public administration)</b> .....	<b>152</b>	<b>479</b>	<b>2 082</b>	<b>46</b>	<b>36</b>	<b>8</b>	<b>2</b>	—	—	—	—	—	—
813	Religious, grantmaking, civic, prof & like organizations .....	106	274	1 212	33	27	4	2	—	—	—	—	—	—
<b>99</b>	<b>Unclassified establishments</b> .....	<b>(A)</b>	<b>(D)</b>	<b>(D)</b>	<b>2</b>	<b>1</b>	<b>1</b>	—	—	—	—	—	—	—
<b>CALLOWAY</b>														
	<b>Total</b> .....	<b>11 831</b>	<b>65 350</b>	<b>276 100</b>	<b>770</b>	<b>414</b>	<b>170</b>	<b>96</b>	<b>58</b>	<b>16</b>	<b>7</b>	<b>5</b>	<b>4</b>	—
<b>11</b>	<b>Forestry, fishing, hunting, and agriculture support</b> .....	<b>(A)</b>	<b>(D)</b>	<b>(D)</b>	<b>4</b>	<b>4</b>	—	—	—	—	—	—	—	—
<b>22</b>	<b>Utilities</b> .....	<b>(A)</b>	<b>(D)</b>	<b>(D)</b>	<b>3</b>	<b>3</b>	—	—	—	—	—	—	—	—
<b>23</b>	<b>Construction</b> .....	<b>655</b>	<b>3 872</b>	<b>16 786</b>	<b>77</b>	<b>46</b>	<b>11</b>	<b>11</b>	<b>8</b>	—	<b>1</b>	—	—	—
233	Building, developing & general contracting .....	174	991	5 288	25	16	4	2	3	—	—	—	—	—
2333	Nonresidential building construction .....	(C)	(D)	(D)	8	2	1	2	3	—	—	—	—	—
23332	Commercial & institutional bldg construction ..	128	802	4 531	7	1	1	2	3	—	—	—	—	—
233320	Commercial & institutional bldg construction ..	128	802	4 531	7	1	1	2	3	—	—	—	—	—
235	Special trade contractors .....	467	2 803	10 497	49	28	7	8	5	—	1	—	—	—
2354	Masonry, drywall, insulation, tile contractors ..	245	1 588	5 065	17	10	1	3	2	—	1	—	—	—
23541	Masonry & stone contractors .....	(C)	(D)	(D)	13	8	1	2	2	—	—	—	—	—
23542	Drywall, acoustical & insulation contractors ..	(C)	(D)	(D)	2	1	—	—	—	—	1	—	—	—
<b>31-33</b>	<b>Manufacturing</b> .....	<b>2 939</b>	<b>20 552</b>	<b>90 046</b>	<b>31</b>	<b>8</b>	<b>6</b>	<b>5</b>	<b>4</b>	<b>2</b>	<b>1</b>	<b>3</b>	<b>2</b>	—
311	Food mfg .....	(F)	(D)	(D)	3	1	—	—	—	—	—	2	—	—
3115	Dairy product mfg .....	(E)	(D)	(D)	1	—	—	—	—	—	—	1	—	—
31151	Dairy product (exc frozen) mfg .....	(E)	(D)	(D)	1	—	—	—	—	—	—	1	—	—
3119	Other food mfg .....	(E)	(D)	(D)	1	—	—	—	—	—	—	1	—	—
31191	Snack food mfg .....	(E)	(D)	(D)	1	—	—	—	—	—	—	1	—	—
325	Chemical mfg .....	(C)	(D)	(D)	1	—	—	—	—	—	1	—	—	—
3251	Basic chemical mfg .....	(C)	(D)	(D)	1	—	—	—	—	—	1	—	—	—
32519	Other basic organic chemical mfg .....	(C)	(D)	(D)	1	—	—	—	—	—	1	—	—	—
333	Machinery mfg .....	(F)	(D)	(D)	3	—	1	1	—	—	—	—	1	—
3336	Engine, turbine & power transmsn equip mfg ...	(F)	(D)	(D)	1	—	—	—	—	—	—	—	1	—
33361	Engine, turbine & power transmsn equip mfg .	(F)	(D)	(D)	1	—	—	—	—	—	—	—	1	—
335	Electrical equip, appliance & component mfg .....	(E)	(D)	(D)	1	—	—	—	—	—	—	1	—	—
3353	Electrical equipment mfg .....	(E)	(D)	(D)	1	—	—	—	—	—	—	1	—	—
33531	Electrical equipment mfg .....	(E)	(D)	(D)	1	—	—	—	—	—	—	1	—	—

See footnotes at end of table.

**Table 6. Counties—Employees, Payroll, and Establishments by Industry: 2001—Con.**

[Excludes most government employees, railroad employees, and self-employed persons. Size class 1 to 4 includes establishments with payroll, but no employees, during mid-March pay period. (D) denotes figures withheld to avoid disclosing data for individual companies; the data are included in broader industry totals. Detailed industries with 100 or more employees are shown if industry was not a (D). For explanation of terms, abbreviations, and data reliability/comparability, see introductory text]

NAICS code	Industry	Number of employees for week including March 12	Payroll (\$1,000)		Total number of establishments	Number of establishments by employment-size class																		
			First quarter	Annual		1 to 4	5 to 9	10 to 19	20 to 49	50 to 99	100 to 249	250 to 499	500 to 999	1,000 or more										
<b>CALLOWAY—Con.</b>																								
<b>31-33 Manufacturing—Con.</b>																								
337	Furniture & related product mfg . . . . .	(C)	(D)	(D)	3	1	1	—	—	1	—	—	—	—	—	—								
3371	HH & institutional furniture & kitchen cabinet mfg . . . . .	(C)	(D)	(D)	3	1	1	—	—	1	—	—	—	—	—	—								
339	Miscellaneous mfg . . . . .	(F)	(D)	(D)	2	—	—	—	—	1	—	—	—	—	1	—								
3399	Other miscellaneous mfg . . . . .	(F)	(D)	(D)	2	—	—	—	—	1	—	—	—	—	1	—								
33993	Doll, toy & game mfg . . . . .	(F)	(D)	(D)	1	—	—	—	—	—	—	—	—	—	1	—								
<b>42</b>	<b>Wholesale trade . . . . .</b>	<b>443</b>	<b>2 311</b>	<b>11 400</b>	<b>52</b>	<b>31</b>	<b>12</b>	<b>2</b>	<b>5</b>	<b>2</b>	—	—	—	—	—	—								
421	Wholesale trade, durable goods . . . . .	191	851	4 475	27	16	5	2	4	—	—	—	—	—	—	—								
4211	Motor vehicle, motor vehicle pt & supply whlse . . . . .	147	616	3 281	18	9	4	2	3	—	—	—	—	—	—	—								
422	Wholesale trade, nondurable goods . . . . .	252	1 460	6 925	25	15	7	—	1	2	—	—	—	—	—	—								
<b>44-45</b>	<b>Retail trade . . . . .</b>	<b>2 103</b>	<b>9 423</b>	<b>36 916</b>	<b>169</b>	<b>83</b>	<b>42</b>	<b>28</b>	<b>8</b>	<b>4</b>	<b>3</b>	<b>1</b>	—	—	—	—								
441	Motor vehicle & parts dealers . . . . .	295	2 590	8 809	27	15	4	4	1	3	—	—	—	—	—	—								
4411	Automobile dealers . . . . .	(C)	(D)	(D)	7	2	—	2	1	2	—	—	—	—	—	—								
44111	New car dealers . . . . .	159	1 561	5 495	6	1	—	2	1	2	—	—	—	—	—	—								
441110	New car dealers . . . . .	159	1 561	5 495	6	1	—	2	1	2	—	—	—	—	—	—								
4413	Automotive parts, accessories & tire stores . . . . .	104	799	2 841	14	9	3	1	—	1	—	—	—	—	—	—								
444	Bldg material & garden equip & supp dealers . . . . .	253	1 129	5 026	21	10	2	7	1	—	1	—	—	—	—	—								
4441	Building material & supplies dealers . . . . .	186	873	3 763	14	8	1	3	1	—	1	—	—	—	—	—								
44411	Home centers . . . . .	(C)	(D)	(D)	1	—	—	—	—	—	—	—	—	—	—	—								
445	Food & beverage stores . . . . .	244	748	3 125	11	4	2	1	3	—	1	—	—	—	—	—								
4451	Grocery stores . . . . .	(C)	(D)	(D)	9	3	1	1	3	—	1	—	—	—	—	—								
44511	Grocery (except convenience) stores . . . . .	232	726	3 055	8	2	1	1	3	—	1	—	—	—	—	—								
445110	Grocery (except convenience) stores . . . . .	232	726	3 055	8	2	1	1	3	—	1	—	—	—	—	—								
447	Gasoline stations . . . . .	267	747	3 178	19	10	5	3	—	—	1	—	—	—	—	—								
4471	Gasoline stations . . . . .	267	747	3 178	19	10	5	3	—	—	1	—	—	—	—	—								
44719	Other gasoline stations . . . . .	203	580	2 573	7	4	2	—	—	—	—	—	—	—	—	—								
447190	Other gasoline stations . . . . .	203	580	2 573	7	4	2	—	—	—	—	—	—	—	—	—								
448	Clothing & clothing accessories stores . . . . .	187	594	2 245	25	12	8	4	—	1	—	—	—	—	—	—								
4481	Clothing stores . . . . .	148	458	1 914	17	8	5	3	—	1	—	—	—	—	—	—								
452	General merchandise stores . . . . .	495	1 902	7 126	6	2	1	1	1	—	—	1	—	—	—	—								
4529	Other general merchandise stores . . . . .	495	1 902	7 126	6	2	1	1	1	—	—	1	—	—	—	—								
45291	Warehouse clubs & superstores . . . . .	(E)	(D)	(D)	1	—	—	—	—	—	—	—	—	—	—	—								
<b>48-49</b>	<b>Transportation &amp; warehousing . . . . .</b>	<b>1 009</b>	<b>7 348</b>	<b>29 144</b>	<b>31</b>	<b>20</b>	<b>8</b>	<b>1</b>	—	<b>1</b>	—	—	—	<b>1</b>	—	—								
484	Truck transportation . . . . .	(F)	(D)	(D)	26	17	7	—	—	1	—	—	—	1	—	—								
4841	General freight trucking . . . . .	(F)	(D)	(D)	14	10	2	—	—	1	—	—	—	1	—	—								
48412	General freight trucking, long-distance . . . . .	(F)	(D)	(D)	8	4	2	—	—	1	—	—	—	1	—	—								
<b>51</b>	<b>Information . . . . .</b>	<b>249</b>	<b>1 174</b>	<b>5 226</b>	<b>13</b>	<b>5</b>	—	<b>3</b>	<b>3</b>	<b>2</b>	—	—	—	—	—	—								
513	Broadcasting & telecommunications . . . . .	124	911	4 053	10	5	—	3	1	1	—	—	—	—	—	—								
<b>52</b>	<b>Finance &amp; insurance . . . . .</b>	<b>287</b>	<b>2 337</b>	<b>9 165</b>	<b>45</b>	<b>26</b>	<b>12</b>	<b>4</b>	<b>3</b>	—	—	—	—	—	—	—								
522	Credit intermediation & related activities . . . . .	200	1 551	5 534	21	8	7	3	3	—	—	—	—	—	—	—								
5221	Depository credit intermediation . . . . .	(C)	(D)	(D)	12	—	6	3	3	—	—	—	—	—	—	—								
52211	Commercial banking . . . . .	162	1 249	4 505	10	—	4	3	3	—	—	—	—	—	—	—								
522110	Commercial banking . . . . .	162	1 249	4 505	10	—	4	3	3	—	—	—	—	—	—	—								
<b>53</b>	<b>Real estate &amp; rental &amp; leasing . . . . .</b>	<b>77</b>	<b>328</b>	<b>1 365</b>	<b>22</b>	<b>16</b>	<b>4</b>	<b>2</b>	—	—	—	—	—	—	—	—								
<b>54</b>	<b>Professional, scientific &amp; technical services . . . . .</b>	<b>601</b>	<b>1 940</b>	<b>8 306</b>	<b>41</b>	<b>25</b>	<b>9</b>	<b>5</b>	<b>1</b>	—	—	<b>1</b>	—	—	—	—								
541	Professional, scientific & technical services . . . . .	601	1 940	8 306	41	25	9	5	1	—	—	1	—	—	—	—								
5412	Accounting, tax prep, bookkeep, payroll services . . . . .	474	1 344	5 764	11	5	2	3	—	—	—	1	—	—	—	—								
54121	Accounting, tax prep, bookkeep, payroll services . . . . .	474	1 344	5 764	11	5	2	3	—	—	—	1	—	—	—	—								
<b>55</b>	<b>Management of companies &amp; enterprises . . . . .</b>	<b>(A)</b>	<b>(D)</b>	<b>(D)</b>	<b>1</b>	<b>1</b>	—	—	—	—	—	—	—	—	—	—								
<b>56</b>	<b>Admin, support, waste mgt, remediation services . . . . .</b>	<b>272</b>	<b>1 122</b>	<b>4 858</b>	<b>21</b>	<b>8</b>	<b>5</b>	<b>4</b>	<b>2</b>	<b>2</b>	—	—	—	—	—	—								
561	Administrative & support services . . . . .	(E)	(D)	(D)	20	7	5	4	2	2	—	—	—	—	—	—								
5613	Employment services . . . . .	178	554	2 099	5	—	—	2	1	2	—	—	—	—	—	—								
56132	Temporary help services . . . . .	178	554	2 099	5	—	—	2	1	2	—	—	—	—	—	—								
561320	Temporary help services . . . . .	178	554	2 099	5	—	—	2	1	2	—	—	—	—	—	—								
<b>61</b>	<b>Educational services . . . . .</b>	<b>5</b>	<b>10</b>	<b>50</b>	<b>3</b>	<b>3</b>	—	—	—	—	—	—	—	—	—	—								
<b>62</b>	<b>Health care and social assistance . . . . .</b>	<b>1 643</b>	<b>11 007</b>	<b>45 452</b>	<b>84</b>	<b>41</b>	<b>29</b>	<b>6</b>	<b>5</b>	<b>1</b>	<b>1</b>	—	—	<b>1</b>	—	—								
621	Ambulatory health care services . . . . .	399	3 665	17 172	63	30	26	4	3	—	—	—	—	—	—	—								
6211	Offices of physicians . . . . .	258	2 708	12 769	34	13	16	3	2	—	—	—	—	—	—	—								
62111	Offices of physicians . . . . .	258	2 708	12 769	34	13	16	3	2	—	—	—	—	—	—	—								
622	Hospitals . . . . .	(F)	(D)	(D)	1	—	—	—	—	—	—	—	—	—	1	—								
6221	General medical & surgical hospitals . . . . .	(F)	(D)	(D)	1	—	—	—	—	—	—	—	—	—	1	—								
62211	General medical & surgical hospitals . . . . .	(F)	(D)	(D)	1	—	—	—	—	—	—	—	—	—	1	—								
623	Nursing & residential care facilities . . . . .	(C)	(D)	(D)	2	—	—	—	1	—	1	—	—	—	—	—								
6231	Nursing care facilities . . . . .	(C)	(D)	(D)	1	—	—	—	—	—	1	—	—	—	—	—								
62311	Nursing care facilities . . . . .	(C)	(D)	(D)	1	—	—	—	—	—	1	—	—	—	—	—								
624	Social assistance . . . . .	(C)	(D)	(D)	18	11	3	2	1	1	—	—	—	—	—	—								

See footnotes at end of table.

**Table 6. Counties—Employees, Payroll, and Establishments by Industry: 2001—Con.**

[Excludes most government employees, railroad employees, and self-employed persons. Size class 1 to 4 includes establishments with payroll, but no employees, during mid-March pay period. (D) denotes figures withheld to avoid disclosing data for individual companies; the data are included in broader industry totals. Detailed industries with 100 or more employees are shown if industry was not a (D). For explanation of terms, abbreviations, and data reliability/comparability, see introductory text]

NAICS code	Industry	Number of employees for week including March 12	Payroll (\$1,000)		Total number of establishments	Number of establishments by employment-size class									
			First quarter	Annual		1 to 4	5 to 9	10 to 19	20 to 49	50 to 99	100 to 249	250 to 499	500 to 999	1,000 or more	
<b>CALLOWAY—Con.</b>															
71	Arts, entertainment & recreation .....	46	95	498	8	3	4	1	—	—	—	—	—	—	
72	Accommodation & food services .....	1 056	2 117	9 571	63	19	10	14	17	2	1	—	—	—	
722	Food services & drinking places .....	978	1 909	8 575	54	16	9	9	17	2	1	—	—	—	
7221	Full-service restaurants .....	378	854	4 116	23	8	6	4	4	—	1	—	—	—	
72211	Full-service restaurants .....	378	854	4 116	23	8	6	4	4	—	1	—	—	—	
722110	Full-service restaurants .....	378	854	4 116	23	8	6	4	4	—	1	—	—	—	
7222	Limited-service eating places .....	(F)	(D)	(D)	30	7	3	5	13	2	—	—	—	—	
72221	Limited-service eating places .....	(F)	(D)	(D)	30	7	3	5	13	2	—	—	—	—	
722211	Limited-service restaurants .....	544	936	3 968	25	5	2	4	12	2	—	—	—	—	
81	Other services (except public administration) .....	407	1 316	5 528	93	65	18	8	2	—	—	—	—	—	
813	Religious, grantmaking, civic, prof & like organizations .....	228	662	2 690	49	33	9	6	1	—	—	—	—	—	
8131	Religious organizations .....	182	501	2 100	38	26	6	5	1	—	—	—	—	—	
81311	Religious organizations .....	182	501	2 100	38	26	6	5	1	—	—	—	—	—	
813110	Religious organizations .....	182	501	2 100	38	26	6	5	1	—	—	—	—	—	
95	Auxiliaries (exc corporate, subsidiary & regional mgt) .....	(B)	(D)	(D)	2	—	—	2	—	—	—	—	—	—	
99	Unclassified establishments .....	3	5	60	7	7	—	—	—	—	—	—	—	—	
<b>CAMPBELL</b>															
	<b>Total .....</b>	<b>23 312</b>	<b>149 476</b>	<b>624 595</b>	<b>1 590</b>	<b>807</b>	<b>347</b>	<b>207</b>	<b>141</b>	<b>56</b>	<b>20</b>	<b>7</b>	<b>5</b>	<b>—</b>	
11	Forestry, fishing, hunting, and agriculture support .....	(B)	(D)	(D)	2	1	—	—	1	—	—	—	—	—	
21	Mining .....	(A)	(D)	(D)	1	1	—	—	—	—	—	—	—	—	
22	Utilities .....	(A)	(D)	(D)	1	—	1	—	—	—	—	—	—	—	
23	Construction .....	1 766	14 600	67 934	215	134	46	15	13	5	2	—	—	—	
233	Building, developing & general contracting .....	448	3 799	15 785	62	42	14	4	1	—	1	—	—	—	
2332	Residential building construction .....	(C)	(D)	(D)	45	31	11	3	—	—	—	—	—	—	
23321	Single-family housing construction .....	160	949	4 235	43	29	11	3	—	—	—	—	—	—	
233210	Single-family housing construction .....	160	949	4 235	43	29	11	3	—	—	—	—	—	—	
2333	Nonresidential building construction .....	281	2 796	11 373	14	8	3	1	1	—	1	—	—	—	
23332	Commercial & institutional bldg construction ..	270	2 726	10 998	11	6	2	1	1	—	1	—	—	—	
233320	Commercial & institutional bldg construction ..	270	2 726	10 998	11	6	2	1	1	—	1	—	—	—	
234	Heavy construction .....	118	1 207	7 068	7	2	3	1	—	1	—	—	—	—	
235	Special trade contractors .....	1 200	9 594	45 081	146	90	29	10	12	4	1	—	—	—	
2351	Plumbing, heating & AC contractor .....	325	2 707	12 245	31	16	8	1	5	1	—	—	—	—	
23511	Plumbing, heating & AC contractor .....	325	2 707	12 245	31	16	8	1	5	1	—	—	—	—	
235110	Plumbing, heating & AC contractor .....	325	2 707	12 245	31	16	8	1	5	1	—	—	—	—	
2353	Electrical contractors .....	106	859	3 707	23	17	1	4	1	—	—	—	—	—	
23531	Electrical contractors .....	106	859	3 707	23	17	1	4	1	—	—	—	—	—	
235310	Electrical contractors .....	106	859	3 707	23	17	1	4	1	—	—	—	—	—	
2354	Masonry, drywall, insulation, tile contractors ..	162	1 483	6 679	16	10	4	1	—	—	1	—	—	—	
23542	Drywall, acoustical & insulation contractors ..	135	1 370	6 143	6	2	2	1	—	—	1	—	—	—	
235420	Drywall, acoustical & insulation contractors ..	135	1 370	6 143	6	2	2	1	—	—	1	—	—	—	
2356	Roofing, siding, & sheet metal contractors .....	110	563	2 978	10	5	3	1	—	1	—	—	—	—	
23561	Roofing, siding, & sheet metal contractors .....	110	563	2 978	10	5	3	1	—	1	—	—	—	—	
235610	Roofing, siding, & sheet metal contractors .....	110	563	2 978	10	5	3	1	—	1	—	—	—	—	
2357	Concrete contractors .....	107	752	3 846	14	9	3	—	1	1	—	—	—	—	
23571	Concrete contractors .....	107	752	3 846	14	9	3	—	1	1	—	—	—	—	
235710	Concrete contractors .....	107	752	3 846	14	9	3	—	1	1	—	—	—	—	
2359	Other special trade contractors .....	282	2 599	12 797	28	16	5	2	4	1	—	—	—	—	
23593	Excavation contractors .....	145	1 461	8 012	12	7	2	—	2	1	—	—	—	—	
235930	Excavation contractors .....	145	1 461	8 012	12	7	2	—	2	1	—	—	—	—	
31-33	<b>Manufacturing .....</b>	<b>3 112</b>	<b>26 987</b>	<b>106 023</b>	<b>83</b>	<b>22</b>	<b>20</b>	<b>13</b>	<b>15</b>	<b>9</b>	<b>1</b>	<b>1</b>	<b>2</b>	<b>—</b>	
311	Food mfg .....	1 020	8 638	36 526	9	2	2	2	1	—	—	1	1	—	
3115	Dairy product mfg .....	(E)	(D)	(D)	1	—	—	—	—	—	—	1	—	—	
31151	Dairy product (exc frozen) mfg .....	(E)	(D)	(D)	1	—	—	—	—	—	—	1	—	—	
3116	Animal slaughtering & processing .....	(F)	(D)	(D)	1	—	—	—	—	—	—	—	1	—	
31161	Animal slaughtering & processing .....	(F)	(D)	(D)	1	—	—	—	—	—	—	—	1	—	
323	Printing & related support activities .....	680	5 278	20 604	23	2	8	3	5	4	1	—	—	—	
3231	Printing & related support activities .....	680	5 278	20 604	23	2	8	3	5	4	1	—	—	—	
32311	Printing .....	632	4 945	19 109	20	2	7	2	4	4	1	—	—	—	
323110	Commercial lithographic printing .....	471	3 796	14 260	14	2	5	2	1	3	1	—	—	—	
327	Nonmetallic mineral product mfg .....	126	1 658	4 488	3	—	—	—	2	1	—	—	—	—	
331	Primary metal mfg .....	(F)	(D)	(D)	3	1	1	—	—	—	—	—	1	—	
3311	Iron & steel mills & ferroalloy mfg .....	(F)	(D)	(D)	1	—	—	—	—	—	—	—	1	—	
33111	Iron & steel mills & ferroalloy mfg .....	(F)	(D)	(D)	1	—	—	—	—	—	—	—	1	—	
332	Fabricated metal product mfg .....	288	2 390	9 226	16	4	4	2	4	2	—	—	—	—	
3329	Other fabricated metal product mfg .....	117	995	4 090	3	—	—	—	2	1	—	—	—	—	
33299	All other fabricated metal product mfg .....	117	995	4 090	3	—	—	—	2	1	—	—	—	—	
332999	All other misc fabricated metal product mfg ..	117	995	4 090	3	—	—	—	2	1	—	—	—	—	
333	Machinery mfg .....	(C)	(D)	(D)	4	2	—	1	—	1	—	—	—	—	
3332	Industrial machinery mfg .....	(C)	(D)	(D)	2	—	—	1	—	1	—	—	—	—	

See footnotes at end of table.



**Table 6. Counties—Employees, Payroll, and Establishments by Industry: 2001—Con.**

[Excludes most government employees, railroad employees, and self-employed persons. Size class 1 to 4 includes establishments with payroll, but no employees, during mid-March pay period. (D) denotes figures withheld to avoid disclosing data for individual companies; the data are included in broader industry totals. Detailed industries with 100 or more employees are shown if industry was not a (D). For explanation of terms, abbreviations, and data reliability/comparability, see introductory text]

NAICS code	Industry	Number of employees for week including March 12	Payroll (\$1,000)		Total number of establishments	Number of establishments by employment-size class								
			First quarter	Annual		1 to 4	5 to 9	10 to 19	20 to 49	50 to 99	100 to 249	250 to 499	500 to 999	1,000 or more
<b>CAMPBELL—Con.</b>														
<b>31-33 Manufacturing—Con.</b>														
339	Miscellaneous mfg .....	138	1 064	4 139	10	5	1	2	1	1	—	—	—	—
3399	Other miscellaneous mfg .....	(C)	(D)	(D)	6	4	—	—	1	1	—	—	—	—
<b>42</b>	<b>Wholesale trade .....</b>	<b>1 670</b>	<b>14 354</b>	<b>59 038</b>	<b>73</b>	<b>38</b>	<b>14</b>	<b>10</b>	<b>7</b>	<b>1</b>	<b>2</b>	<b>—</b>	<b>1</b>	<b>—</b>
421	Wholesale trade, durable goods .....	1 540	13 145	54 617	56	30	9	7	6	1	2	—	1	—
4214	Professional & commercial equip & supp whsle .	1 145	10 097	42 408	11	4	2	1	1	—	2	—	1	—
42143	Computer & peripheral equip & software whsle .....	(F)	(D)	(D)	6	1	2	—	1	—	1	—	1	—
42144	Other commercial equipment whsle .....	(C)	(D)	(D)	2	1	—	—	—	—	1	—	—	—
422	Wholesale trade, nondurable goods .....	130	1 209	4 421	17	8	5	3	1	—	—	—	—	—
<b>44-45</b>	<b>Retail trade .....</b>	<b>4 574</b>	<b>18 540</b>	<b>76 800</b>	<b>267</b>	<b>106</b>	<b>75</b>	<b>51</b>	<b>13</b>	<b>14</b>	<b>4</b>	<b>4</b>	<b>—</b>	<b>—</b>
441	Motor vehicle & parts dealers .....	439	3 638	16 080	27	9	8	4	2	4	—	—	—	—
4411	Automobile dealers .....	280	2 615	11 902	11	5	1	—	2	3	—	—	—	—
44111	New car dealers .....	245	2 361	10 274	5	1	—	—	1	3	—	—	—	—
441110	New car dealers .....	245	2 361	10 274	5	1	—	—	1	3	—	—	—	—
4413	Automotive parts, accessories & tire stores .....	(C)	(D)	(D)	14	3	6	4	—	1	—	—	—	—
444	Bldg material & garden equip & supp dealers .....	401	2 096	9 969	25	10	4	6	3	1	1	—	—	—
4441	Building material & supplies dealers .....	361	1 956	9 240	20	8	3	4	3	1	1	—	—	—
44411	Home centers .....	(C)	(D)	(D)	4	1	1	—	1	—	1	—	—	—
44419	Other building material dealers .....	123	962	4 451	9	4	1	2	1	1	—	—	—	—
444190	Other building material dealers .....	123	962	4 451	9	4	1	2	1	1	—	—	—	—
445	Food & beverage stores .....	1 604	4 457	17 410	57	25	12	9	2	5	2	2	—	—
4451	Grocery stores .....	1 416	3 737	14 551	34	14	3	7	2	4	2	2	—	—
44511	Grocery (except convenience) stores .....	1 268	3 388	12 833	16	5	1	1	1	4	2	2	—	—
445110	Grocery (except convenience) stores .....	1 268	3 388	12 833	16	5	1	1	1	4	2	2	—	—
44512	Convenience stores .....	148	349	1 718	18	9	2	6	1	—	—	—	—	—
445120	Convenience stores .....	148	349	1 718	18	9	2	6	1	—	—	—	—	—
4453	Beer, wine & liquor stores .....	133	577	2 235	12	6	3	2	—	1	—	—	—	—
44531	Beer, wine & liquor stores .....	133	577	2 235	12	6	3	2	—	1	—	—	—	—
445310	Beer, wine & liquor stores .....	133	577	2 235	12	6	3	2	—	1	—	—	—	—
446	Health & personal care stores .....	286	1 397	5 516	21	4	8	6	2	1	—	—	—	—
4461	Health & personal care stores .....	286	1 397	5 516	21	4	8	6	2	1	—	—	—	—
44611	Pharmacies & drug stores .....	247	1 299	5 148	13	—	5	5	2	1	—	—	—	—
446110	Pharmacies & drug stores .....	247	1 299	5 148	13	—	5	5	2	1	—	—	—	—
447	Gasoline stations .....	270	929	3 833	31	9	7	14	1	—	—	—	—	—
4471	Gasoline stations .....	270	929	3 833	31	9	7	14	1	—	—	—	—	—
44711	Gasoline stations with convenience stores .....	255	893	3 732	26	5	6	14	1	—	—	—	—	—
447110	Gasoline stations with convenience stores .....	255	893	3 732	26	5	6	14	1	—	—	—	—	—
448	Clothing & clothing accessories stores .....	227	782	2 859	30	16	8	4	1	1	—	—	—	—
4481	Clothing stores .....	165	466	1 496	17	10	1	4	1	1	—	—	—	—
44814	Family clothing stores .....	113	349	921	5	2	1	—	1	1	—	—	—	—
448140	Family clothing stores .....	113	349	921	5	2	1	—	1	1	—	—	—	—
452	General merchandise stores .....	980	3 614	13 741	12	2	3	1	2	1	1	2	—	—
4521	Department stores .....	(E)	(D)	(D)	3	—	—	—	—	1	1	1	—	—
45211	Department stores .....	(E)	(D)	(D)	3	—	—	—	—	1	1	1	—	—
4529	Other general merchandise stores .....	(E)	(D)	(D)	9	2	3	1	2	—	—	1	—	—
45291	Warehouse clubs & superstores .....	(E)	(D)	(D)	1	—	—	—	—	—	—	1	—	—
45299	All other general merchandise stores .....	(C)	(D)	(D)	8	2	3	1	2	—	—	—	—	—
453	Miscellaneous store retailers .....	172	604	2 886	27	14	9	3	—	1	—	—	—	—
<b>48-49</b>	<b>Transportation &amp; warehousing .....</b>	<b>442</b>	<b>1 614</b>	<b>6 898</b>	<b>26</b>	<b>11</b>	<b>8</b>	<b>2</b>	<b>2</b>	<b>2</b>	<b>1</b>	<b>—</b>	<b>—</b>	<b>—</b>
481	Air transportation .....	(C)	(D)	(D)	1	—	—	—	—	—	1	—	—	—
4811	Scheduled air transportation .....	(C)	(D)	(D)	1	—	—	—	—	—	1	—	—	—
48111	Scheduled air transportation .....	(C)	(D)	(D)	1	—	—	—	—	—	1	—	—	—
<b>51</b>	<b>Information .....</b>	<b>109</b>	<b>1 388</b>	<b>4 935</b>	<b>20</b>	<b>14</b>	<b>3</b>	<b>2</b>	<b>1</b>	<b>—</b>	<b>—</b>	<b>—</b>	<b>—</b>	<b>—</b>
<b>52</b>	<b>Finance &amp; insurance .....</b>	<b>518</b>	<b>4 471</b>	<b>18 061</b>	<b>76</b>	<b>37</b>	<b>24</b>	<b>10</b>	<b>5</b>	<b>—</b>	<b>—</b>	<b>—</b>	<b>—</b>	<b>—</b>
522	Credit intermediation & related activities .....	315	2 913	11 823	42	11	22	7	2	—	—	—	—	—
5221	Depository credit intermediation .....	(E)	(D)	(D)	31	4	20	5	2	—	—	—	—	—
52211	Commercial banking .....	264	2 029	7 861	30	3	20	5	2	—	—	—	—	—
522110	Commercial banking .....	264	2 029	7 861	30	3	20	5	2	—	—	—	—	—
524	Insurance carriers & related activities .....	193	1 474	5 963	28	20	2	3	3	—	—	—	—	—
5242	Agencies & other insurance related activities .....	(C)	(D)	(D)	22	15	2	3	2	—	—	—	—	—
52421	Insurance agencies & brokerages .....	152	1 078	4 555	21	14	2	3	2	—	—	—	—	—
524210	Insurance agencies & brokerages .....	152	1 078	4 555	21	14	2	3	2	—	—	—	—	—
<b>53</b>	<b>Real estate &amp; rental &amp; leasing .....</b>	<b>618</b>	<b>6 057</b>	<b>24 704</b>	<b>79</b>	<b>49</b>	<b>17</b>	<b>9</b>	<b>2</b>	<b>1</b>	<b>1</b>	<b>—</b>	<b>—</b>	<b>—</b>
531	Real estate .....	(C)	(D)	(D)	50	38	8	3	1	—	—	—	—	—
5311	Lessors of real estate .....	102	425	1 809	32	25	5	2	—	—	—	—	—	—
532	Rental & leasing services .....	378	4 665	17 997	28	11	9	6	1	—	1	—	—	—
5324	Commercial, industrial equip rental & leasing .....	251	4 081	15 328	6	1	1	2	1	—	1	—	—	—
53241	Const, trans, mining equip rental & leasing .....	(C)	(D)	(D)	5	1	1	1	1	—	1	—	—	—

See footnotes at end of table.

**Table 6. Counties—Employees, Payroll, and Establishments by Industry: 2001—Con.**

[Excludes most government employees, railroad employees, and self-employed persons. Size class 1 to 4 includes establishments with payroll, but no employees, during mid-March pay period. (D) denotes figures withheld to avoid disclosing data for individual companies; the data are included in broader industry totals. Detailed industries with 100 or more employees are shown if industry was not a (D). For explanation of terms, abbreviations, and data reliability/comparability, see introductory text]

NAICS code	Industry	Number of employees for week including March 12	Payroll (\$1,000)		Total number of establishments	Number of establishments by employment-size class									
			First quarter	Annual		1 to 4	5 to 9	10 to 19	20 to 49	50 to 99	100 to 249	250 to 499	500 to 999	1,000 or more	
<b>CAMPBELL—Con.</b>															
<b>54</b>	<b>Professional, scientific &amp; technical services.....</b>	<b>800</b>	<b>6 451</b>	<b>29 618</b>	<b>118</b>	<b>84</b>	<b>19</b>	<b>8</b>	<b>5</b>	<b>1</b>	<b>1</b>	—	—	—	
541	Professional, scientific & technical services.....	800	6 451	29 618	118	84	19	8	5	1	1	—	—	—	
5413	Architectural, engineering & related services ...	138	1 109	5 654	18	11	2	3	2	—	—	—	—	—	
5417	Scientific R&D services.....	(C)	(D)	(D)	2	—	—	1	—	—	1	—	—	—	
54171	R&D in physical, engineering & life sciences..	(C)	(D)	(D)	2	—	—	1	—	—	1	—	—	—	
5419	Oth professional, scientific, technical services ..	160	626	7 424	13	6	3	3	—	1	—	—	—	—	
<b>55</b>	<b>Management of companies &amp; enterprises .</b>	<b>1 482</b>	<b>17 484</b>	<b>68 142</b>	<b>16</b>	<b>5</b>	<b>3</b>	<b>2</b>	<b>2</b>	<b>1</b>	<b>1</b>	<b>1</b>	<b>1</b>	—	
551	Management of companies & enterprises .....	1 482	17 484	68 142	16	5	3	2	2	1	1	1	1	—	
5511	Management of companies & enterprises .....	1 482	17 484	68 142	16	5	3	2	2	1	1	1	1	—	
55111	Management of companies & enterprises .....	1 482	17 484	68 142	16	5	3	2	2	1	1	1	1	—	
<b>56</b>	<b>Admin, support, waste mgt, remediation services.....</b>	<b>854</b>	<b>3 565</b>	<b>14 165</b>	<b>69</b>	<b>41</b>	<b>12</b>	<b>6</b>	<b>5</b>	<b>3</b>	<b>2</b>	—	—	—	
561	Administrative & support services .....	854	3 565	14 165	69	41	12	6	5	3	2	—	—	—	
5611	Office administrative services .....	225	1 037	4 375	8	3	1	—	1	3	—	—	—	—	
56111	Office administrative services .....	225	1 037	4 375	8	3	1	—	1	3	—	—	—	—	
561110	Office administrative services .....	225	1 037	4 375	8	3	1	—	1	3	—	—	—	—	
5613	Employment services .....	(C)	(D)	(D)	4	3	—	—	—	—	1	—	—	—	
56132	Temporary help services.....	(C)	(D)	(D)	3	2	—	—	—	—	1	—	—	—	
5616	Investigation & security services .....	166	514	2 156	6	3	1	1	—	—	1	—	—	—	
56161	Investigation, guard & armored car services ..	155	438	1 852	3	1	—	1	—	—	1	—	—	—	
5617	Services to buildings & dwellings.....	276	996	4 593	40	24	9	4	3	—	—	—	—	—	
56172	Janitorial services.....	167	633	2 638	13	6	2	2	3	—	—	—	—	—	
561720	Janitorial services.....	167	633	2 638	13	6	2	2	3	—	—	—	—	—	
<b>61</b>	<b>Educational services.....</b>	<b>203</b>	<b>733</b>	<b>3 180</b>	<b>23</b>	<b>13</b>	<b>4</b>	<b>3</b>	<b>2</b>	<b>1</b>	—	—	—	—	
611	Educational services .....	203	733	3 180	23	13	4	3	2	1	—	—	—	—	
6111	Elementary & secondary schools .....	101	300	1 186	10	3	4	1	2	—	—	—	—	—	
61111	Elementary & secondary schools .....	101	300	1 186	10	3	4	1	2	—	—	—	—	—	
611110	Elementary & secondary schools .....	101	300	1 186	10	3	4	1	2	—	—	—	—	—	
<b>62</b>	<b>Health care and social assistance.....</b>	<b>2 884</b>	<b>18 536</b>	<b>81 965</b>	<b>148</b>	<b>61</b>	<b>33</b>	<b>27</b>	<b>21</b>	<b>1</b>	<b>3</b>	<b>1</b>	<b>1</b>	—	
621	Ambulatory health care services .....	746	6 739	32 149	96	45	25	17	9	—	—	—	—	—	
6211	Offices of physicians .....	257	3 575	17 728	28	14	4	4	6	—	—	—	—	—	
62111	Offices of physicians .....	257	3 575	17 728	28	14	4	4	6	—	—	—	—	—	
6212	Offices of dentists.....	154	1 040	5 090	26	9	14	3	—	—	—	—	—	—	
62121	Offices of dentists.....	154	1 040	5 090	26	9	14	3	—	—	—	—	—	—	
621210	Offices of dentists.....	154	1 040	5 090	26	9	14	3	—	—	—	—	—	—	
6213	Offices of other health practitioners .....	147	870	3 872	30	21	6	2	1	—	—	—	—	—	
622	Hospitals .....	(F)	(D)	(D)	2	1	—	—	—	—	—	—	1	—	
6221	General medical & surgical hospitals .....	(F)	(D)	(D)	2	1	—	—	—	—	—	—	1	—	
62211	General medical & surgical hospitals .....	(F)	(D)	(D)	2	1	—	—	—	—	—	—	1	—	
623	Nursing & residential care facilities .....	961	4 648	18 580	9	—	—	1	3	1	3	1	—	—	
6231	Nursing care facilities.....	812	3 931	15 665	4	—	—	—	—	—	3	1	—	—	
62311	Nursing care facilities.....	812	3 931	15 665	4	—	—	—	—	—	3	1	—	—	
623110	Nursing care facilities.....	812	3 931	15 665	4	—	—	—	—	—	3	1	—	—	
624	Social assistance .....	(F)	(D)	(D)	41	15	8	9	9	—	—	—	—	—	
6244	Child day care services .....	382	975	4 054	29	8	7	7	7	—	—	—	—	—	
62441	Child day care services .....	382	975	4 054	29	8	7	7	7	—	—	—	—	—	
624410	Child day care services .....	382	975	4 054	29	8	7	7	7	—	—	—	—	—	
<b>71</b>	<b>Arts, entertainment &amp; recreation.....</b>	<b>399</b>	<b>1 207</b>	<b>5 480</b>	<b>29</b>	<b>19</b>	<b>1</b>	<b>4</b>	<b>4</b>	—	<b>1</b>	—	—	—	
712	Museums, historical sites & like institutions .....	(C)	(D)	(D)	1	—	—	—	—	—	1	—	—	—	
7121	Museums, historical sites & like institutions .....	(C)	(D)	(D)	1	—	—	—	—	—	1	—	—	—	
71213	Zoos & botanical gardens .....	(C)	(D)	(D)	1	—	—	—	—	—	1	—	—	—	
713	Amusement, gambling & recreation industries ....	224	474	2 137	21	12	1	4	4	—	—	—	—	—	
7139	Other amusement & recreation industries .....	224	474	2 137	21	12	1	4	4	—	—	—	—	—	
<b>72</b>	<b>Accommodation &amp; food services.....</b>	<b>2 614</b>	<b>6 700</b>	<b>29 073</b>	<b>155</b>	<b>57</b>	<b>20</b>	<b>28</b>	<b>34</b>	<b>16</b>	—	—	—	—	
722	Food services & drinking places .....	2 528	6 480	28 047	150	56	20	26	32	16	—	—	—	—	
7221	Full-service restaurants.....	1 343	3 564	15 310	52	16	6	7	10	13	—	—	—	—	
72211	Full-service restaurants.....	1 343	3 564	15 310	52	16	6	7	10	13	—	—	—	—	
722110	Full-service restaurants.....	1 343	3 564	15 310	52	16	6	7	10	13	—	—	—	—	
7222	Limited-service eating places .....	921	2 320	9 791	52	8	7	16	19	2	—	—	—	—	
72221	Limited-service eating places .....	921	2 320	9 791	52	8	7	16	19	2	—	—	—	—	
722211	Limited-service restaurants.....	886	2 272	9 475	48	6	7	14	19	2	—	—	—	—	
7224	Drinking places (alcoholic beverages) .....	(C)	(D)	(D)	41	29	7	3	2	—	—	—	—	—	
72241	Drinking places (alcoholic beverages) .....	(C)	(D)	(D)	41	29	7	3	2	—	—	—	—	—	

See footnotes at end of table.

**Table 6. Counties—Employees, Payroll, and Establishments by Industry: 2001—Con.**

[Excludes most government employees, railroad employees, and self-employed persons. Size class 1 to 4 includes establishments with payroll, but no employees, during mid-March pay period. (D) denotes figures withheld to avoid disclosing data for individual companies; the data are included in broader industry totals. Detailed industries with 100 or more employees are shown if industry was not a (D). For explanation of terms, abbreviations, and data reliability/comparability, see introductory text]

NAICS code	Industry	Number of employees for week including March 12	Payroll (\$1,000)		Total number of establishments	Number of establishments by employment-size class								
			First quarter	Annual		1 to 4	5 to 9	10 to 19	20 to 49	50 to 99	100 to 249	250 to 499	500 to 999	1,000 or more
<b>CAMPBELL—Con.</b>														
<b>81</b>	<b>Other services (except public administration)</b>	<b>1 157</b>	<b>6 082</b>	<b>25 993</b>	<b>176</b>	<b>104</b>	<b>45</b>	<b>17</b>	<b>8</b>	<b>1</b>	<b>1</b>	—	—	—
811	Repair & maintenance	304	2 088	8 851	61	36	17	6	2	—	—	—	—	—
8111	Automotive repair & maintenance	178	1 135	4 782	42	24	15	3	—	—	—	—	—	—
812	Personal & laundry services	272	1 016	4 348	51	31	12	4	4	—	—	—	—	—
8121	Personal care services	145	415	1 646	24	15	4	2	3	—	—	—	—	—
81211	Hair, nail & skin care services	127	378	1 495	18	10	4	1	3	—	—	—	—	—
812112	Beauty salons	127	378	1 495	18	10	4	1	3	—	—	—	—	—
813	Religious, grantmaking, civic, prof & like organizations	581	2 978	12 794	64	37	16	7	2	1	1	—	—	—
8131	Religious organizations	248	889	3 579	46	27	12	6	1	—	—	—	—	—
81311	Religious organizations	248	889	3 579	46	27	12	6	1	—	—	—	—	—
813110	Religious organizations	248	889	3 579	46	27	12	6	1	—	—	—	—	—
8133	Social advocacy organizations	(C)	(D)	(D)	3	1	1	—	—	—	1	—	—	—
81331	Social advocacy organizations	(C)	(D)	(D)	3	1	1	—	—	—	1	—	—	—
<b>95</b>	<b>Auxiliaries (exc corporate, subsidiary &amp; regional mgt)</b>	<b>47</b>	<b>414</b>	<b>1 532</b>	<b>4</b>	<b>1</b>	<b>2</b>	—	<b>1</b>	—	—	—	—	—
<b>99</b>	<b>Unclassified establishments</b>	<b>(A)</b>	<b>(D)</b>	<b>(D)</b>	<b>9</b>	<b>9</b>	—	—	—	—	—	—	—	—
<b>CARLISLE</b>														
	<b>Total</b>	<b>579</b>	<b>2 429</b>	<b>10 439</b>	<b>75</b>	<b>41</b>	<b>20</b>	<b>5</b>	<b>8</b>	<b>1</b>	—	—	—	—
<b>11</b>	<b>Forestry, fishing, hunting, and agriculture support</b>	<b>(A)</b>	<b>(D)</b>	<b>(D)</b>	<b>1</b>	<b>1</b>	—	—	—	—	—	—	—	—
<b>22</b>	<b>Utilities</b>	<b>(A)</b>	<b>(D)</b>	<b>(D)</b>	<b>1</b>	<b>1</b>	—	—	—	—	—	—	—	—
<b>23</b>	<b>Construction</b>	<b>33</b>	<b>218</b>	<b>1 301</b>	<b>6</b>	<b>5</b>	—	—	<b>1</b>	—	—	—	—	—
<b>31-33</b>	<b>Manufacturing</b>	<b>130</b>	<b>598</b>	<b>2 345</b>	<b>10</b>	<b>5</b>	<b>1</b>	<b>2</b>	<b>2</b>	—	—	—	—	—
<b>42</b>	<b>Wholesale trade</b>	<b>38</b>	<b>256</b>	<b>911</b>	<b>6</b>	<b>2</b>	<b>3</b>	<b>1</b>	—	—	—	—	—	—
<b>44-45</b>	<b>Retail trade</b>	<b>136</b>	<b>464</b>	<b>2 021</b>	<b>16</b>	<b>6</b>	<b>7</b>	<b>1</b>	<b>2</b>	—	—	—	—	—
<b>48-49</b>	<b>Transportation &amp; warehousing</b>	<b>14</b>	<b>38</b>	<b>284</b>	<b>3</b>	<b>2</b>	—	<b>1</b>	—	—	—	—	—	—
<b>52</b>	<b>Finance &amp; insurance</b>	<b>59</b>	<b>314</b>	<b>1 324</b>	<b>6</b>	<b>4</b>	—	—	<b>2</b>	—	—	—	—	—
<b>53</b>	<b>Real estate &amp; rental &amp; leasing</b>	<b>(A)</b>	<b>(D)</b>	<b>(D)</b>	<b>2</b>	—	<b>2</b>	—	—	—	—	—	—	—
<b>54</b>	<b>Professional, scientific &amp; technical services</b>	<b>(A)</b>	<b>(D)</b>	<b>(D)</b>	<b>4</b>	<b>4</b>	—	—	—	—	—	—	—	—
<b>56</b>	<b>Admin, support, waste mgt, remediation services</b>	<b>(A)</b>	<b>(D)</b>	<b>(D)</b>	<b>1</b>	—	<b>1</b>	—	—	—	—	—	—	—
<b>62</b>	<b>Health care and social assistance</b>	<b>72</b>	<b>336</b>	<b>1 369</b>	<b>5</b>	<b>3</b>	<b>1</b>	—	—	<b>1</b>	—	—	—	—
<b>72</b>	<b>Accommodation &amp; food services</b>	<b>45</b>	<b>69</b>	<b>274</b>	<b>5</b>	<b>2</b>	<b>2</b>	—	<b>1</b>	—	—	—	—	—
<b>81</b>	<b>Other services (except public administration)</b>	<b>28</b>	<b>74</b>	<b>324</b>	<b>9</b>	<b>6</b>	<b>3</b>	—	—	—	—	—	—	—
<b>CARROLL</b>														
	<b>Total</b>	<b>5 259</b>	<b>48 481</b>	<b>188 014</b>	<b>240</b>	<b>121</b>	<b>43</b>	<b>35</b>	<b>23</b>	<b>4</b>	<b>10</b>	<b>4</b>	—	—
<b>11</b>	<b>Forestry, fishing, hunting, and agriculture support</b>	<b>(A)</b>	<b>(D)</b>	<b>(D)</b>	<b>1</b>	<b>1</b>	—	—	—	—	—	—	—	—
<b>22</b>	<b>Utilities</b>	<b>(C)</b>	<b>(D)</b>	<b>(D)</b>	<b>4</b>	—	<b>1</b>	<b>2</b>	—	—	<b>1</b>	—	—	—
221	Utilities	(C)	(D)	(D)	4	—	1	2	—	—	1	—	—	—
2211	Elec pwr generation, transmn & distribution	(C)	(D)	(D)	3	—	—	2	—	—	1	—	—	—
22111	Electric power generation	(C)	(D)	(D)	1	—	—	—	—	—	1	—	—	—
<b>23</b>	<b>Construction</b>	<b>78</b>	<b>331</b>	<b>1 544</b>	<b>17</b>	<b>12</b>	<b>2</b>	<b>2</b>	<b>1</b>	—	—	—	—	—
<b>31-33</b>	<b>Manufacturing</b>	<b>2 595</b>	<b>32 545</b>	<b>125 332</b>	<b>16</b>	<b>2</b>	<b>1</b>	<b>2</b>	<b>2</b>	—	<b>5</b>	<b>4</b>	—	—
321	Wood product mfg	(C)	(D)	(D)	1	—	—	—	—	—	1	—	—	—
3219	Other wood product mfg	(C)	(D)	(D)	1	—	—	—	—	—	1	—	—	—
32199	All other wood product mfg	(C)	(D)	(D)	1	—	—	—	—	—	1	—	—	—
325	Chemical mfg	(F)	(D)	(D)	3	1	—	—	—	—	—	2	—	—
3251	Basic chemical mfg	(E)	(D)	(D)	2	1	—	—	—	—	—	1	—	—
32519	Other basic organic chemical mfg	(E)	(D)	(D)	1	—	—	—	—	—	—	1	—	—
3252	Resin, syn rubber, artf & syn fibers, fil mfg	(E)	(D)	(D)	1	—	—	—	—	—	—	1	—	—
32521	Resin & synthetic rubber mfg	(E)	(D)	(D)	1	—	—	—	—	—	—	1	—	—
327	Nonmetallic mineral product mfg	(C)	(D)	(D)	2	—	—	1	—	—	1	—	—	—
3274	Lime & gypsum product mfg	(C)	(D)	(D)	1	—	—	—	—	—	1	—	—	—
32742	Gypsum product mfg	(C)	(D)	(D)	1	—	—	—	—	—	1	—	—	—
331	Primary metal mfg	(E)	(D)	(D)	2	—	—	—	1	—	—	1	—	—
3315	Foundries	(E)	(D)	(D)	1	—	—	—	—	—	—	1	—	—
33151	Ferrous metal foundries	(E)	(D)	(D)	1	—	—	—	—	—	—	1	—	—
332	Fabricated metal product mfg	836	9 982	37 834	6	—	1	1	1	—	2	1	—	—
3321	Forging & stamping	(C)	(D)	(D)	1	—	—	—	—	—	1	—	—	—
33211	Forging & stamping	(C)	(D)	(D)	1	—	—	—	—	—	1	—	—	—
3328	Coating, engrave, heat treating & oth activity	(E)	(D)	(D)	1	—	—	—	—	—	—	1	—	—
33281	Coating, engrave, heat treating & oth activity	(E)	(D)	(D)	1	—	—	—	—	—	—	1	—	—
3329	Other fabricated metal product mfg	(C)	(D)	(D)	1	—	—	—	—	—	—	1	—	—
33299	All other fabricated metal product mfg	(C)	(D)	(D)	1	—	—	—	—	—	—	1	—	—

See footnotes at end of table.

**Table 6. Counties—Employees, Payroll, and Establishments by Industry: 2001—Con.**

[Excludes most government employees, railroad employees, and self-employed persons. Size class 1 to 4 includes establishments with payroll, but no employees, during mid-March pay period. (D) denotes figures withheld to avoid disclosing data for individual companies; the data are included in broader industry totals. Detailed industries with 100 or more employees are shown if industry was not a (D). For explanation of terms, abbreviations, and data reliability/comparability, see introductory text]

NAICS code	Industry	Number of employees for week including March 12	Payroll (\$1,000)		Total number of establishments	Number of establishments by employment-size class								
			First quarter	Annual		1 to 4	5 to 9	10 to 19	20 to 49	50 to 99	100 to 249	250 to 499	500 to 999	1,000 or more
<b>CARROLL—Con.</b>														
<b>31-33 Manufacturing—Con.</b>														
336	Transportation equipment mfg .....	(C)	(D)	(D)	1	—	—	—	—	—	1	—	—	—
3363	Motor vehicle parts mfg .....	(C)	(D)	(D)	1	—	—	—	—	—	1	—	—	—
33634	Motor vehicle brake system mfg .....	(C)	(D)	(D)	1	—	—	—	—	—	1	—	—	—
<b>42</b>	<b>Wholesale trade .....</b>	<b>167</b>	<b>1 422</b>	<b>5 425</b>	<b>16</b>	<b>10</b>	<b>2</b>	<b>2</b>	<b>1</b>	<b>1</b>	—	—	—	—
421	Wholesale trade, durable goods .....	111	967	3 996	5	3	—	—	1	1	—	—	—	—
<b>44-45</b>	<b>Retail trade .....</b>	<b>753</b>	<b>3 289</b>	<b>13 361</b>	<b>51</b>	<b>19</b>	<b>12</b>	<b>12</b>	<b>6</b>	—	<b>2</b>	—	—	—
441	Motor vehicle & parts dealers .....	140	923	3 815	9	—	4	2	3	—	—	—	—	—
445	Food & beverage stores .....	177	568	2 325	7	4	—	2	—	—	1	—	—	—
4451	Grocery stores .....	177	568	2 325	7	4	—	2	—	—	1	—	—	—
44511	Grocery (except convenience) stores .....	177	568	2 325	7	4	—	2	—	—	1	—	—	—
445110	Grocery (except convenience) stores .....	177	568	2 325	7	4	—	2	—	—	1	—	—	—
452	General merchandise stores .....	(C)	(D)	(D)	5	1	1	1	1	—	1	—	—	—
4529	Other general merchandise stores .....	(C)	(D)	(D)	5	1	1	1	1	—	1	—	—	—
45299	All other general merchandise stores .....	(C)	(D)	(D)	5	1	1	1	1	—	1	—	—	—
<b>48-49</b>	<b>Transportation &amp; warehousing .....</b>	<b>115</b>	<b>767</b>	<b>4 162</b>	<b>10</b>	<b>6</b>	—	<b>2</b>	<b>2</b>	—	—	—	—	—
484	Truck transportation .....	(C)	(D)	(D)	8	5	—	1	2	—	—	—	—	—
<b>51</b>	<b>Information .....</b>	<b>(A)</b>	<b>(D)</b>	<b>(D)</b>	<b>3</b>	<b>1</b>	<b>1</b>	<b>1</b>	—	—	—	—	—	—
<b>52</b>	<b>Finance &amp; insurance .....</b>	<b>51</b>	<b>336</b>	<b>1 411</b>	<b>9</b>	<b>4</b>	<b>4</b>	<b>1</b>	—	—	—	—	—	—
<b>53</b>	<b>Real estate &amp; rental &amp; leasing .....</b>	<b>19</b>	<b>53</b>	<b>211</b>	<b>5</b>	<b>4</b>	<b>1</b>	—	—	—	—	—	—	—
<b>54</b>	<b>Professional, scientific &amp; technical services .....</b>	<b>48</b>	<b>314</b>	<b>1 532</b>	<b>10</b>	<b>6</b>	<b>3</b>	<b>1</b>	—	—	—	—	—	—
<b>55</b>	<b>Management of companies &amp; enterprises .....</b>	<b>(B)</b>	<b>(D)</b>	<b>(D)</b>	<b>2</b>	<b>1</b>	—	—	<b>1</b>	—	—	—	—	—
<b>56</b>	<b>Admin, support, waste mgt, remediation services .....</b>	<b>247</b>	<b>1 009</b>	<b>3 615</b>	<b>8</b>	<b>5</b>	—	<b>1</b>	—	<b>1</b>	<b>1</b>	—	—	—
561	Administrative & support services .....	247	1 009	3 615	8	5	—	1	—	1	1	—	—	—
5613	Employment services .....	(C)	(D)	(D)	3	1	—	1	—	—	1	—	—	—
56132	Temporary help services .....	(C)	(D)	(D)	3	1	—	1	—	—	1	—	—	—
<b>61</b>	<b>Educational services .....</b>	<b>(B)</b>	<b>(D)</b>	<b>(D)</b>	<b>1</b>	—	—	—	<b>1</b>	—	—	—	—	—
<b>62</b>	<b>Health care and social assistance .....</b>	<b>349</b>	<b>1 958</b>	<b>8 983</b>	<b>22</b>	<b>14</b>	<b>3</b>	<b>3</b>	—	<b>1</b>	<b>1</b>	—	—	—
622	Hospitals .....	(C)	(D)	(D)	1	—	—	—	—	—	1	—	—	—
6221	General medical & surgical hospitals .....	(C)	(D)	(D)	1	—	—	—	—	—	1	—	—	—
62211	General medical & surgical hospitals .....	(C)	(D)	(D)	1	—	—	—	—	—	1	—	—	—
623	Nursing & residential care facilities .....	113	520	2 162	3	—	—	2	—	1	—	—	—	—
<b>71</b>	<b>Arts, entertainment &amp; recreation .....</b>	<b>(A)</b>	<b>(D)</b>	<b>(D)</b>	<b>2</b>	<b>2</b>	—	—	—	—	—	—	—	—
<b>72</b>	<b>Accommodation &amp; food services .....</b>	<b>403</b>	<b>976</b>	<b>4 332</b>	<b>27</b>	<b>8</b>	<b>4</b>	<b>6</b>	<b>8</b>	<b>1</b>	—	—	—	—
721	Accommodation .....	115	296	1 286	9	2	1	3	3	—	—	—	—	—
722	Food services & drinking places .....	288	680	3 046	18	6	3	3	5	1	—	—	—	—
7222	Limited-service eating places .....	252	559	2 441	13	3	2	3	4	1	—	—	—	—
72221	Limited-service eating places .....	252	559	2 441	13	3	2	3	4	1	—	—	—	—
722211	Limited-service restaurants .....	244	552	2 424	11	1	2	3	4	1	—	—	—	—
<b>81</b>	<b>Other services (except public administration) .....</b>	<b>136</b>	<b>668</b>	<b>2 904</b>	<b>33</b>	<b>24</b>	<b>8</b>	—	<b>1</b>	—	—	—	—	—
<b>99</b>	<b>Unclassified establishments .....</b>	<b>(A)</b>	<b>(D)</b>	<b>(D)</b>	<b>3</b>	<b>2</b>	<b>1</b>	—	—	—	—	—	—	—
<b>CARTER</b>														
	<b>Total .....</b>	<b>4 434</b>	<b>17 643</b>	<b>72 981</b>	<b>429</b>	<b>230</b>	<b>94</b>	<b>53</b>	<b>37</b>	<b>10</b>	<b>4</b>	<b>1</b>	—	—
<b>11</b>	<b>Forestry, fishing, hunting, and agriculture support .....</b>	<b>(A)</b>	<b>(D)</b>	<b>(D)</b>	<b>1</b>	—	<b>1</b>	—	—	—	—	—	—	—
<b>21</b>	<b>Mining .....</b>	<b>(B)</b>	<b>(D)</b>	<b>(D)</b>	<b>7</b>	<b>4</b>	<b>2</b>	—	<b>1</b>	—	—	—	—	—
<b>22</b>	<b>Utilities .....</b>	<b>(B)</b>	<b>(D)</b>	<b>(D)</b>	<b>1</b>	—	—	—	—	<b>1</b>	—	—	—	—
<b>23</b>	<b>Construction .....</b>	<b>243</b>	<b>1 411</b>	<b>5 712</b>	<b>49</b>	<b>29</b>	<b>13</b>	<b>5</b>	<b>2</b>	—	—	—	—	—
235	Special trade contractors .....	181	1 058	4 503	36	23	7	4	2	—	—	—	—	—
<b>31-33</b>	<b>Manufacturing .....</b>	<b>403</b>	<b>1 627</b>	<b>6 649</b>	<b>18</b>	<b>3</b>	<b>3</b>	<b>5</b>	<b>6</b>	—	<b>1</b>	—	—	—
315	Apparel manufacturing .....	(C)	(D)	(D)	2	1	—	—	—	—	1	—	—	—
3152	Cut & sew apparel mfg .....	(C)	(D)	(D)	2	1	—	—	—	—	1	—	—	—
31521	Cut & sew apparel contractors .....	(C)	(D)	(D)	1	—	—	—	—	—	1	—	—	—
321	Wood product mfg .....	(C)	(D)	(D)	7	1	—	3	3	—	—	—	—	—
<b>42</b>	<b>Wholesale trade .....</b>	<b>55</b>	<b>431</b>	<b>1 725</b>	<b>12</b>	<b>9</b>	<b>1</b>	<b>1</b>	<b>1</b>	—	—	—	—	—

See footnotes at end of table.

**Table 6. Counties—Employees, Payroll, and Establishments by Industry: 2001—Con.**

[Excludes most government employees, railroad employees, and self-employed persons. Size class 1 to 4 includes establishments with payroll, but no employees, during mid-March pay period. (D) denotes figures withheld to avoid disclosing data for individual companies; the data are included in broader industry totals. Detailed industries with 100 or more employees are shown if industry was not a (D). For explanation of terms, abbreviations, and data reliability/comparability, see introductory text]

NAICS code	Industry	Number of employees for week including March 12	Payroll (\$1,000)		Total number of establishments	Number of establishments by employment-size class								
			First quarter	Annual		1 to 4	5 to 9	10 to 19	20 to 49	50 to 99	100 to 249	250 to 499	500 to 999	1,000 or more
<b>CARTER—Con.</b>														
<b>44-45</b>	<b>Retail trade</b> .....	<b>1 063</b>	<b>3 750</b>	<b>17 538</b>	<b>118</b>	<b>56</b>	<b>31</b>	<b>18</b>	<b>10</b>	<b>3</b>	—	—	—	—
441	Motor vehicle & parts dealers .....	143	727	3 372	19	11	3	3	2	—	—	—	—	—
445	Food & beverage stores .....	210	590	2 551	13	3	3	3	3	1	—	—	—	—
4451	Grocery stores .....	(C)	(D)	(D)	12	3	3	3	2	1	—	—	—	—
44511	Grocery (except convenience) stores .....	157	460	1 904	8	2	1	2	2	1	—	—	—	—
445110	Grocery (except convenience) stores .....	157	460	1 904	8	2	1	2	2	1	—	—	—	—
447	Gasoline stations .....	243	642	2 958	23	10	6	4	2	1	—	—	—	—
4471	Gasoline stations .....	243	642	2 958	23	10	6	4	2	1	—	—	—	—
44711	Gasoline stations with convenience stores .....	111	205	1 033	14	6	4	3	1	—	—	—	—	—
447110	Gasoline stations with convenience stores .....	111	205	1 033	14	6	4	3	1	—	—	—	—	—
44719	Other gasoline stations .....	132	437	1 925	9	4	2	1	1	1	—	—	—	—
447190	Other gasoline stations .....	132	437	1 925	9	4	2	1	1	1	—	—	—	—
452	General merchandise stores .....	127	371	1 966	7	2	4	—	—	1	—	—	—	—
<b>48-49</b>	<b>Transportation &amp; warehousing</b> .....	<b>73</b>	<b>423</b>	<b>2 119</b>	<b>16</b>	<b>14</b>	<b>1</b>	—	<b>1</b>	—	—	—	—	—
<b>51</b>	<b>Information</b> .....	<b>182</b>	<b>1 066</b>	<b>2 666</b>	<b>9</b>	<b>2</b>	<b>1</b>	<b>3</b>	<b>2</b>	<b>1</b>	—	—	—	—
513	Broadcasting & telecommunications .....	(C)	(D)	(D)	8	2	—	3	2	1	—	—	—	—
5133	Telecommunications .....	163	991	2 367	7	2	—	2	2	1	—	—	—	—
<b>52</b>	<b>Finance &amp; insurance</b> .....	<b>197</b>	<b>1 100</b>	<b>4 585</b>	<b>23</b>	<b>12</b>	<b>7</b>	<b>1</b>	<b>2</b>	<b>1</b>	—	—	—	—
522	Credit intermediation & related activities .....	177	995	4 074	15	6	5	1	2	1	—	—	—	—
5221	Depository credit intermediation .....	155	897	3 646	9	2	3	1	2	1	—	—	—	—
52211	Commercial banking .....	(C)	(D)	(D)	7	1	2	1	2	1	—	—	—	—
<b>53</b>	<b>Real estate &amp; rental &amp; leasing</b> .....	<b>37</b>	<b>144</b>	<b>623</b>	<b>18</b>	<b>16</b>	<b>2</b>	—	—	—	—	—	—	—
<b>54</b>	<b>Professional, scientific &amp; technical services</b> .....	<b>167</b>	<b>732</b>	<b>2 540</b>	<b>29</b>	<b>20</b>	<b>6</b>	<b>1</b>	<b>1</b>	<b>1</b>	—	—	—	—
541	Professional, scientific & technical services .....	167	732	2 540	29	20	6	1	1	1	—	—	—	—
<b>55</b>	<b>Management of companies &amp; enterprises</b> .....	<b>(A)</b>	<b>(D)</b>	<b>(D)</b>	<b>2</b>	<b>1</b>	<b>1</b>	—	—	—	—	—	—	—
<b>56</b>	<b>Admin, support, waste mgmt, remediation services</b> .....	<b>218</b>	<b>1 268</b>	<b>4 771</b>	<b>13</b>	<b>5</b>	<b>3</b>	<b>3</b>	<b>1</b>	—	<b>1</b>	—	—	—
561	Administrative & support services .....	(C)	(D)	(D)	11	5	3	1	1	—	1	—	—	—
5613	Employment services .....	(C)	(D)	(D)	1	—	—	—	—	—	1	—	—	—
56131	Employment placement agencies .....	(C)	(D)	(D)	1	—	—	—	—	—	1	—	—	—
<b>61</b>	<b>Educational services</b> .....	<b>(E)</b>	<b>(D)</b>	<b>(D)</b>	<b>4</b>	<b>2</b>	—	—	<b>1</b>	—	—	<b>1</b>	—	—
611	Educational services .....	(E)	(D)	(D)	4	2	—	—	1	—	—	1	—	—
6113	Colleges, universities & professional schools .....	(E)	(D)	(D)	1	—	—	—	—	—	—	1	—	—
61131	Colleges, universities & professional schools .....	(E)	(D)	(D)	1	—	—	—	—	—	—	1	—	—
<b>62</b>	<b>Health care and social assistance</b> .....	<b>599</b>	<b>2 465</b>	<b>10 731</b>	<b>26</b>	<b>10</b>	<b>6</b>	<b>4</b>	<b>3</b>	<b>1</b>	<b>2</b>	—	—	—
621	Ambulatory health care services .....	182	1 197	5 048	20	9	5	3	3	—	—	—	—	—
623	Nursing & residential care facilities .....	(C)	(D)	(D)	2	1	—	—	—	—	1	—	—	—
6231	Nursing care facilities .....	(C)	(D)	(D)	1	—	—	—	—	—	1	—	—	—
62311	Nursing care facilities .....	(C)	(D)	(D)	1	—	—	—	—	—	1	—	—	—
624	Social assistance .....	(E)	(D)	(D)	4	—	1	1	—	1	1	—	—	—
6241	Individual & family services .....	(E)	(D)	(D)	2	—	—	—	—	1	1	—	—	—
62419	Other individual & family services .....	(C)	(D)	(D)	1	—	—	—	—	—	1	—	—	—
<b>71</b>	<b>Arts, entertainment &amp; recreation</b> .....	<b>(A)</b>	<b>(D)</b>	<b>(D)</b>	<b>3</b>	<b>3</b>	—	—	—	—	—	—	—	—
<b>72</b>	<b>Accommodation &amp; food services</b> .....	<b>505</b>	<b>1 086</b>	<b>4 496</b>	<b>29</b>	<b>5</b>	<b>6</b>	<b>10</b>	<b>6</b>	<b>2</b>	—	—	—	—
722	Food services & drinking places .....	450	982	4 047	26	5	6	8	5	2	—	—	—	—
7221	Full-service restaurants .....	192	433	1 703	9	2	2	2	2	1	—	—	—	—
72211	Full-service restaurants .....	192	433	1 703	9	2	2	2	2	1	—	—	—	—
722110	Full-service restaurants .....	192	433	1 703	9	2	2	2	2	1	—	—	—	—
7222	Limited-service eating places .....	(C)	(D)	(D)	15	2	4	6	2	1	—	—	—	—
72221	Limited-service eating places .....	(C)	(D)	(D)	15	2	4	6	2	1	—	—	—	—
722211	Limited-service restaurants .....	228	508	2 139	14	1	4	6	2	1	—	—	—	—
<b>81</b>	<b>Other services (except public administration)</b> .....	<b>150</b>	<b>501</b>	<b>2 225</b>	<b>47</b>	<b>36</b>	<b>9</b>	<b>2</b>	—	—	—	—	—	—
<b>99</b>	<b>Unclassified establishments</b> .....	<b>8</b>	<b>27</b>	<b>74</b>	<b>4</b>	<b>3</b>	<b>1</b>	—	—	—	—	—	—	—
<b>CASEY</b>														
	<b>Total</b> .....	<b>2 640</b>	<b>10 633</b>	<b>44 633</b>	<b>191</b>	<b>96</b>	<b>39</b>	<b>33</b>	<b>15</b>	<b>4</b>	<b>3</b>	<b>1</b>	—	—
<b>11</b>	<b>Forestry, fishing, hunting, and agriculture support</b> .....	<b>(A)</b>	<b>(D)</b>	<b>(D)</b>	<b>2</b>	<b>2</b>	—	—	—	—	—	—	—	—
<b>23</b>	<b>Construction</b> .....	<b>159</b>	<b>570</b>	<b>2 706</b>	<b>20</b>	<b>13</b>	<b>2</b>	<b>3</b>	<b>1</b>	<b>1</b>	—	—	—	—
235	Special trade contractors .....	126	403	1 966	14	9	2	1	1	1	—	—	—	—
2354	Masonry, drywall, insulation, tile contractors .....	(C)	(D)	(D)	6	3	—	1	1	1	—	—	—	—

See footnotes at end of table.

**Table 6. Counties—Employees, Payroll, and Establishments by Industry: 2001—Con.**

[Excludes most government employees, railroad employees, and self-employed persons. Size class 1 to 4 includes establishments with payroll, but no employees, during mid-March pay period. (D) denotes figures withheld to avoid disclosing data for individual companies; the data are included in broader industry totals. Detailed industries with 100 or more employees are shown if industry was not a (D). For explanation of terms, abbreviations, and data reliability/comparability, see introductory text]

NAICS code	Industry	Number of employees for week including March 12	Payroll (\$1,000)		Total number of establishments	Number of establishments by employment-size class									
			First quarter	Annual		1 to 4	5 to 9	10 to 19	20 to 49	50 to 99	100 to 249	250 to 499	500 to 999	1,000 or more	
<b>CASEY—Con.</b>															
<b>31-33</b>	<b>Manufacturing</b>	<b>568</b>	<b>2 631</b>	<b>9 244</b>	<b>21</b>	<b>1</b>	<b>6</b>	<b>6</b>	<b>6</b>	<b>1</b>	<b>1</b>	—	—	—	
315	Apparel manufacturing	(C)	(D)	(D)	1	—	—	—	—	—	1	—	—	—	
3152	Cut & sew apparel mfg	(C)	(D)	(D)	1	—	—	—	—	—	1	—	—	—	
31529	Other cut & sew apparel mfg	(C)	(D)	(D)	1	—	—	—	—	—	1	—	—	—	
321	Wood product mfg	103	374	1 303	4	—	1	2	—	1	—	—	—	—	
332	Fabricated metal product mfg	212	730	3 144	12	1	4	2	5	—	—	—	—	—	
3323	Architectural & structural metals mfg	(C)	(D)	(D)	10	1	3	2	4	—	—	—	—	—	
33232	Ornamental & architectural metal prod mfg	(C)	(D)	(D)	10	1	3	2	4	—	—	—	—	—	
<b>42</b>	<b>Wholesale trade</b>	<b>114</b>	<b>479</b>	<b>1 865</b>	<b>14</b>	<b>5</b>	<b>5</b>	<b>3</b>	<b>1</b>	—	—	—	—	—	
<b>44-45</b>	<b>Retail trade</b>	<b>386</b>	<b>1 637</b>	<b>6 596</b>	<b>50</b>	<b>23</b>	<b>14</b>	<b>10</b>	<b>3</b>	—	—	—	—	—	
445	Food & beverage stores	122	252	1 053	11	2	5	3	1	—	—	—	—	—	
4451	Grocery stores	122	252	1 053	11	2	5	3	1	—	—	—	—	—	
<b>48-49</b>	<b>Transportation &amp; warehousing</b>	<b>(B)</b>	<b>(D)</b>	<b>(D)</b>	<b>5</b>	<b>3</b>	—	<b>1</b>	<b>1</b>	—	—	—	—	—	
<b>51</b>	<b>Information</b>	<b>14</b>	<b>133</b>	<b>462</b>	<b>3</b>	<b>1</b>	<b>2</b>	—	—	—	—	—	—	—	
<b>52</b>	<b>Finance &amp; insurance</b>	<b>84</b>	<b>482</b>	<b>2 119</b>	<b>10</b>	<b>7</b>	—	<b>1</b>	<b>2</b>	—	—	—	—	—	
<b>53</b>	<b>Real estate &amp; rental &amp; leasing</b>	<b>(A)</b>	<b>(D)</b>	<b>(D)</b>	<b>2</b>	<b>2</b>	—	—	—	—	—	—	—	—	
<b>54</b>	<b>Professional, scientific &amp; technical services</b>	<b>(F)</b>	<b>(D)</b>	<b>(D)</b>	<b>9</b>	<b>7</b>	—	<b>1</b>	—	—	—	<b>1</b>	—	—	
541	Professional, scientific & technical services	(F)	(D)	(D)	9	7	—	1	—	—	—	1	—	—	
5412	Accounting, tax prep, bookkeep, payroll services	(E)	(D)	(D)	3	2	—	—	—	—	—	1	—	—	
54121	Accounting, tax prep, bookkeep, payroll services	(E)	(D)	(D)	3	2	—	—	—	—	—	1	—	—	
<b>56</b>	<b>Admin, support, waste mgt, remediation services</b>	<b>(A)</b>	<b>(D)</b>	<b>(D)</b>	<b>3</b>	<b>2</b>	<b>1</b>	—	—	—	—	—	—	—	
<b>61</b>	<b>Educational services</b>	<b>(A)</b>	<b>(D)</b>	<b>(D)</b>	<b>3</b>	<b>2</b>	—	<b>1</b>	—	—	—	—	—	—	
<b>62</b>	<b>Health care and social assistance</b>	<b>442</b>	<b>1 430</b>	<b>5 760</b>	<b>17</b>	<b>5</b>	<b>6</b>	<b>3</b>	<b>1</b>	—	<b>2</b>	—	—	—	
621	Ambulatory health care services	279	833	3 474	10	4	3	2	—	1	—	—	—	—	
6216	Home health care services	(C)	(D)	(D)	2	—	—	1	—	—	1	—	—	—	
62161	Home health care services	(C)	(D)	(D)	2	—	—	1	—	—	1	—	—	—	
623	Nursing & residential care facilities	(C)	(D)	(D)	2	—	1	—	—	—	1	—	—	—	
6231	Nursing care facilities	(C)	(D)	(D)	2	—	1	—	—	—	1	—	—	—	
62311	Nursing care facilities	(C)	(D)	(D)	2	—	1	—	—	—	1	—	—	—	
<b>71</b>	<b>Arts, entertainment &amp; recreation</b>	<b>(A)</b>	<b>(D)</b>	<b>(D)</b>	<b>2</b>	<b>2</b>	—	—	—	—	—	—	—	—	
<b>72</b>	<b>Accommodation &amp; food services</b>	<b>151</b>	<b>285</b>	<b>1 306</b>	<b>11</b>	<b>4</b>	<b>2</b>	<b>4</b>	—	<b>1</b>	—	—	—	—	
722	Food services & drinking places	(C)	(D)	(D)	10	4	2	3	—	1	—	—	—	—	
<b>81</b>	<b>Other services (except public administration)</b>	<b>125</b>	<b>383</b>	<b>1 630</b>	<b>17</b>	<b>15</b>	<b>1</b>	—	—	<b>1</b>	—	—	—	—	
813	Religious, grantmaking, civic, prof & like organizations	(C)	(D)	(D)	9	8	—	—	—	1	—	—	—	—	
8131	Religious organizations	103	287	1 214	8	7	—	—	—	1	—	—	—	—	
81311	Religious organizations	103	287	1 214	8	7	—	—	—	1	—	—	—	—	
813110	Religious organizations	103	287	1 214	8	7	—	—	—	1	—	—	—	—	
<b>99</b>	<b>Unclassified establishments</b>	<b>(A)</b>	<b>(D)</b>	<b>(D)</b>	<b>2</b>	<b>2</b>	—	—	—	—	—	—	—	—	
<b>CHRISTIAN</b>															
	<b>Total</b>	<b>23 036</b>	<b>134 262</b>	<b>555 173</b>	<b>1 301</b>	<b>647</b>	<b>277</b>	<b>180</b>	<b>120</b>	<b>39</b>	<b>26</b>	<b>6</b>	<b>5</b>	<b>1</b>	
<b>11</b>	<b>Forestry, fishing, hunting, and agriculture support</b>	<b>(A)</b>	<b>(D)</b>	<b>(D)</b>	<b>1</b>	<b>1</b>	—	—	—	—	—	—	—	—	
<b>21</b>	<b>Mining</b>	<b>(B)</b>	<b>(D)</b>	<b>(D)</b>	<b>3</b>	<b>2</b>	—	—	<b>1</b>	—	—	—	—	—	
<b>22</b>	<b>Utilities</b>	<b>(B)</b>	<b>(D)</b>	<b>(D)</b>	<b>3</b>	<b>1</b>	—	<b>1</b>	—	<b>1</b>	—	—	—	—	
<b>23</b>	<b>Construction</b>	<b>586</b>	<b>4 099</b>	<b>16 947</b>	<b>100</b>	<b>63</b>	<b>19</b>	<b>13</b>	<b>4</b>	<b>1</b>	—	—	—	—	
233	Building, developing & general contracting	137	882	3 981	33	24	5	3	1	—	—	—	—	—	
235	Special trade contractors	359	2 656	9 486	60	38	12	7	2	1	—	—	—	—	
<b>31-33</b>	<b>Manufacturing</b>	<b>5 473</b>	<b>39 848</b>	<b>156 770</b>	<b>61</b>	<b>14</b>	<b>16</b>	<b>3</b>	<b>7</b>	<b>5</b>	<b>10</b>	<b>3</b>	<b>3</b>	—	
311	Food mfg	206	1 668	7 461	5	1	1	—	2	—	1	—	—	—	
3118	Bakeries & tortilla mfg	(C)	(D)	(D)	1	—	—	—	—	—	1	—	—	—	
31182	Cookie, cracker & pasta mfg	(C)	(D)	(D)	1	—	—	—	—	—	1	—	—	—	
312	Beverage & tobacco product mfg	(C)	(D)	(D)	1	—	—	—	—	—	1	—	—	—	
3122	Tobacco mfg	(C)	(D)	(D)	1	—	—	—	—	—	1	—	—	—	
31221	Tobacco stemming & redrying	(C)	(D)	(D)	1	—	—	—	—	—	1	—	—	—	
315	Apparel manufacturing	(F)	(D)	(D)	2	—	—	—	—	—	—	1	1	—	
3152	Cut & sew apparel mfg	(F)	(D)	(D)	2	—	—	—	—	—	—	1	1	—	
31523	Women's, girls' cut & sew apparel mfg	(F)	(D)	(D)	2	—	—	—	—	—	—	1	1	—	
322	Paper mfg	(C)	(D)	(D)	1	—	—	—	—	—	1	—	—	—	
3222	Converted paper product mfg	(C)	(D)	(D)	1	—	—	—	—	—	1	—	—	—	
32221	Paperboard container mfg	(C)	(D)	(D)	1	—	—	—	—	—	1	—	—	—	
326	Plastics & rubber products mfg	(C)	(D)	(D)	4	2	1	—	—	—	1	—	—	—	
3261	Plastics product mfg	(C)	(D)	(D)	2	—	1	—	—	—	1	—	—	—	
32619	Other plastics product mfg	(C)	(D)	(D)	2	—	1	—	—	—	1	—	—	—	

See footnotes at end of table.

**Table 6. Counties—Employees, Payroll, and Establishments by Industry: 2001—Con.**

[Excludes most government employees, railroad employees, and self-employed persons. Size class 1 to 4 includes establishments with payroll, but no employees, during mid-March pay period. (D) denotes figures withheld to avoid disclosing data for individual companies; the data are included in broader industry totals. Detailed industries with 100 or more employees are shown if industry was not a (D). For explanation of terms, abbreviations, and data reliability/comparability, see introductory text]

NAICS code	Industry	Number of employees for week including March 12	Payroll (\$1,000)		Total number of establishments	Number of establishments by employment-size class								
			First quarter	Annual		1 to 4	5 to 9	10 to 19	20 to 49	50 to 99	100 to 249	250 to 499	500 to 999	1,000 or more
<b>CHRISTIAN—Con.</b>														
<b>31-33 Manufacturing—Con.</b>														
331	Primary metal mfg .....	(C)	(D)	(D)	2	-	-	-	1	1	-	-	-	-
332	Fabricated metal product mfg .....	446	3 681	16 021	10	3	2	1	1	1	2	-	-	
3326	Spring & wire product mfg .....	(E)	(D)	(D)	2	-	-	-	-	-	2	-	-	
33261	Spring & wire product mfg .....	(E)	(D)	(D)	2	-	-	-	-	-	2	-	-	
333	Machinery mfg .....	552	5 286	18 758	7	1	2	-	2	-	1	1	-	
3334	HVAC & commercial refrigeration equipment mfg .....	(C)	(D)	(D)	2	-	-	-	1	-	1	-	-	
33341	HVAC & commercial refrigeration equipment mfg .....	(C)	(D)	(D)	2	-	-	-	1	-	1	-	-	
3339	Other general purpose machinery mfg .....	(E)	(D)	(D)	3	1	1	-	-	-	-	1	-	
33399	All other general purpose machinery mfg .....	(E)	(D)	(D)	2	-	1	-	-	-	-	1	-	
336	Transportation equipment mfg .....	2 098	15 464	61 484	5	-	-	-	-	-	2	1	2	
3361	Motor vehicle mfg .....	(F)	(D)	(D)	2	-	-	-	-	-	1	-	1	
33611	Automobile & light duty motor vehicle mfg .....	(F)	(D)	(D)	2	-	-	-	-	-	1	-	1	
3363	Motor vehicle parts mfg .....	(G)	(D)	(D)	3	-	-	-	-	-	1	1	1	
33633	Motor vehicle steering & suspension parts mfg .....	(C)	(D)	(D)	1	-	-	-	-	-	1	-	-	
33636	Motor vehicle seating & interior trim mfg .....	(F)	(D)	(D)	1	-	-	-	-	-	-	1	-	
33639	Other motor vehicle parts mfg .....	(E)	(D)	(D)	1	-	-	-	-	-	-	1	-	
337	Furniture & related product mfg .....	(C)	(D)	(D)	3	-	2	-	-	1	-	-	-	
3371	HH & institutional furniture & kitchen cabinet mfg .....	(C)	(D)	(D)	3	-	2	-	-	1	-	-	-	
339	Miscellaneous mfg .....	(C)	(D)	(D)	5	3	1	-	-	-	1	-	-	
3399	Other miscellaneous mfg .....	(C)	(D)	(D)	3	1	1	-	-	-	1	-	-	
33992	Sporting & athletic goods mfg .....	(C)	(D)	(D)	2	-	1	-	-	-	1	-	-	
<b>42</b>	<b>Wholesale trade .....</b>	<b>1 431</b>	<b>8 635</b>	<b>40 350</b>	<b>80</b>	<b>30</b>	<b>23</b>	<b>14</b>	<b>9</b>	<b>2</b>	<b>1</b>	<b>1</b>	<b>-</b>	
421	Wholesale trade, durable goods .....	475	3 134	12 145	47	18	17	7	4	1	-	-	-	
4218	Machinery, equipment & supplies whsle .....	274	2 123	7 619	20	9	5	2	3	1	-	-	-	
42182	Farm & garden machinery & equipment whsle .....	132	814	2 995	7	2	1	1	3	-	-	-	-	
421820	Farm & garden machinery & equipment whsle .....	132	814	2 995	7	2	1	1	3	-	-	-	-	
42183	Industrial machinery & equipment whsle .....	127	1 217	4 164	8	3	3	1	-	1	-	-	-	
421830	Industrial machinery & equipment whsle .....	127	1 217	4 164	8	3	3	1	-	1	-	-	-	
422	Wholesale trade, nondurable goods .....	956	5 501	28 205	33	12	6	7	5	1	1	1	-	
4223	Apparel, piece goods & notions whsle .....	(E)	(D)	(D)	2	1	-	-	-	-	-	1	-	
42233	Women's, children's, infants' clothing whsle ..	(E)	(D)	(D)	2	1	-	-	-	-	-	1	-	
4224	Grocery & related product whsle .....	115	819	3 515	4	1	-	-	3	-	-	-	-	
4227	Petroleum & petroleum products whsle .....	257	1 185	5 253	3	-	1	-	1	-	1	-	-	
42271	Petroleum bulk stations & terminals .....	257	1 185	5 253	3	-	1	-	1	-	1	-	-	
422710	Petroleum bulk stations & terminals .....	257	1 185	5 253	3	-	1	-	1	-	1	-	-	
4229	Miscellaneous nondurable goods whsle .....	131	839	3 050	9	3	3	2	-	1	-	-	-	
<b>44-45</b>	<b>Retail trade .....</b>	<b>3 041</b>	<b>12 656</b>	<b>53 007</b>	<b>260</b>	<b>114</b>	<b>71</b>	<b>39</b>	<b>28</b>	<b>6</b>	<b>1</b>	<b>1</b>	<b>-</b>	
441	Motor vehicle & parts dealers .....	382	2 423	9 844	28	10	6	6	5	1	-	-	-	
4411	Automobile dealers .....	246	1 796	7 170	11	4	1	1	4	1	-	-	-	
44111	New car dealers .....	232	1 751	7 007	6	-	-	1	4	1	-	-	-	
441110	New car dealers .....	232	1 751	7 007	6	-	-	1	4	1	-	-	-	
4413	Automotive parts, accessories & tire stores .....	(C)	(D)	(D)	15	6	5	4	-	-	-	-	-	
444	Bldg material & garden equip & supp dealers .....	326	1 693	7 801	29	11	6	7	4	1	-	-	-	
4441	Building material & supplies dealers .....	213	1 097	4 602	19	8	3	5	2	1	-	-	-	
44419	Other building material dealers .....	204	1 054	4 245	14	3	3	5	2	1	-	-	-	
444190	Other building material dealers .....	204	1 054	4 245	14	3	3	5	2	1	-	-	-	
4442	Lawn & garden equip & supplies stores .....	113	596	3 199	10	3	3	2	2	-	-	-	-	
44422	Nursery & garden centers .....	(C)	(D)	(D)	9	2	3	2	2	-	-	-	-	
445	Food & beverage stores .....	543	1 590	6 410	44	26	5	6	5	1	1	-	-	
4451	Grocery stores .....	479	1 367	5 483	24	10	1	6	5	1	1	-	-	
44511	Grocery (except convenience) stores .....	437	1 297	5 189	19	7	-	6	4	1	1	-	-	
445110	Grocery (except convenience) stores .....	437	1 297	5 189	19	7	-	6	4	1	1	-	-	
446	Health & personal care stores .....	150	825	3 601	17	8	5	1	3	-	-	-	-	
4461	Health & personal care stores .....	150	825	3 601	17	8	5	1	3	-	-	-	-	
44611	Pharmacies & drug stores .....	129	733	3 229	10	2	4	1	3	-	-	-	-	
446110	Pharmacies & drug stores .....	129	733	3 229	10	2	4	1	3	-	-	-	-	
447	Gasoline stations .....	299	1 183	4 930	32	15	9	4	3	1	-	-	-	
4471	Gasoline stations .....	299	1 183	4 930	32	15	9	4	3	1	-	-	-	
44711	Gasoline stations with convenience stores .....	190	770	3 261	19	7	8	2	1	1	-	-	-	
447110	Gasoline stations with convenience stores ..	190	770	3 261	19	7	8	2	1	1	-	-	-	
44719	Other gasoline stations .....	109	413	1 669	13	8	1	2	2	-	-	-	-	
447190	Other gasoline stations .....	109	413	1 669	13	8	1	2	2	-	-	-	-	
448	Clothing & clothing accessories stores .....	262	756	2 901	24	7	12	2	2	1	-	-	-	
4481	Clothing stores .....	213	559	2 231	15	5	5	2	2	1	-	-	-	
44814	Family clothing stores .....	166	437	1 745	6	1	1	1	2	1	-	-	-	
448140	Family clothing stores .....	166	437	1 745	6	1	1	1	2	1	-	-	-	
452	General merchandise stores .....	572	2 199	9 172	12	2	6	1	1	1	-	1	-	
4529	Other general merchandise stores .....	(F)	(D)	(D)	11	2	6	1	1	-	-	1	-	
45291	Warehouse clubs & superstores .....	(E)	(D)	(D)	1	-	-	-	-	-	-	1	-	
453	Miscellaneous store retailers .....	211	654	2 863	24	6	10	5	3	-	-	-	-	

See footnotes at end of table.

**Table 6. Counties—Employees, Payroll, and Establishments by Industry: 2001—Con.**

[Excludes most government employees, railroad employees, and self-employed persons. Size class 1 to 4 includes establishments with payroll, but no employees, during mid-March pay period. (D) denotes figures withheld to avoid disclosing data for individual companies; the data are included in broader industry totals. Detailed industries with 100 or more employees are shown if industry was not a (D). For explanation of terms, abbreviations, and data reliability/comparability, see introductory text]

NAICS code	Industry	Number of employees for week including March 12	Payroll (\$1,000)		Total number of establishments	Number of establishments by employment-size class								
			First quarter	Annual		1 to 4	5 to 9	10 to 19	20 to 49	50 to 99	100 to 249	250 to 499	500 to 999	1,000 or more
<b>CHRISTIAN—Con.</b>														
<b>48-49</b>	<b>Transportation &amp; warehousing</b>	<b>702</b>	<b>6 264</b>	<b>29 245</b>	<b>33</b>	<b>20</b>	<b>6</b>	<b>2</b>	<b>3</b>	<b>1</b>	—	<b>1</b>	—	—
484	Truck transportation	(C)	(D)	(D)	28	17	6	2	3	—	—	—	—	—
4842	Specialized freight trucking	171	1 019	4 645	21	12	5	1	3	—	—	—	—	—
488	Transportation support activities	(E)	(D)	(D)	3	2	—	—	—	—	—	1	—	—
4881	Air transportation support activities	(E)	(D)	(D)	1	—	—	—	—	—	—	1	—	—
48811	Airport operations	(E)	(D)	(D)	1	—	—	—	—	—	—	1	—	—
<b>51</b>	<b>Information</b>	<b>274</b>	<b>1 630</b>	<b>6 477</b>	<b>15</b>	<b>7</b>	<b>1</b>	<b>5</b>	<b>1</b>	—	<b>1</b>	—	—	—
511	Publishing industries	(C)	(D)	(D)	1	—	—	—	—	—	1	—	—	—
5111	Newspaper, periodical, book, database publishers	(C)	(D)	(D)	1	—	—	—	—	—	1	—	—	—
51111	Newspaper publishers	(C)	(D)	(D)	1	—	—	—	—	—	1	—	—	—
513	Broadcasting & telecommunications	(C)	(D)	(D)	13	7	1	4	1	—	—	—	—	—
<b>52</b>	<b>Finance &amp; insurance</b>	<b>671</b>	<b>5 162</b>	<b>20 301</b>	<b>87</b>	<b>47</b>	<b>21</b>	<b>13</b>	<b>3</b>	<b>3</b>	—	—	—	—
522	Credit intermediation & related activities	482	3 424	12 442	55	27	14	9	2	3	—	—	—	—
5221	Depository credit intermediation	375	2 837	9 962	28	8	8	7	2	3	—	—	—	—
52211	Commercial banking	249	1 795	6 689	21	6	7	6	—	2	—	—	—	—
522110	Commercial banking	249	1 795	6 689	21	6	7	6	—	2	—	—	—	—
52213	Credit unions	(C)	(D)	(D)	5	1	1	1	1	1	—	—	—	—
524	Insurance carriers & related activities	164	1 317	5 947	26	15	7	3	1	—	—	—	—	—
<b>53</b>	<b>Real estate &amp; rental &amp; leasing</b>	<b>182</b>	<b>568</b>	<b>2 758</b>	<b>60</b>	<b>48</b>	<b>8</b>	<b>4</b>	—	—	—	—	—	—
531	Real estate	132	395	1 921	49	42	5	2	—	—	—	—	—	—
<b>54</b>	<b>Professional, scientific &amp; technical services</b>	<b>519</b>	<b>2 861</b>	<b>12 587</b>	<b>84</b>	<b>55</b>	<b>12</b>	<b>12</b>	<b>3</b>	<b>2</b>	—	—	—	—
541	Professional, scientific & technical services	519	2 861	12 587	84	55	12	12	3	2	—	—	—	—
5411	Legal services	105	480	2 078	29	22	3	4	—	—	—	—	—	—
54111	Offices of lawyers	105	480	2 078	29	22	3	4	—	—	—	—	—	—
541110	Offices of lawyers	105	480	2 078	29	22	3	4	—	—	—	—	—	—
5412	Accounting, tax prep, bookkeep, payroll services	129	576	2 269	14	8	2	2	1	1	—	—	—	—
54121	Accounting, tax prep, bookkeep, payroll services	129	576	2 269	14	8	2	2	1	1	—	—	—	—
<b>55</b>	<b>Management of companies &amp; enterprises</b>	<b>89</b>	<b>1 447</b>	<b>6 501</b>	<b>7</b>	<b>3</b>	<b>1</b>	<b>2</b>	—	<b>1</b>	—	—	—	—
<b>56</b>	<b>Admin, support, waste mgt, remediation services</b>	<b>1 383</b>	<b>4 528</b>	<b>20 530</b>	<b>53</b>	<b>26</b>	<b>5</b>	<b>9</b>	<b>4</b>	<b>4</b>	<b>5</b>	—	—	—
561	Administrative & support services	1 383	4 528	20 530	53	26	5	9	4	4	5	—	—	—
5613	Employment services	324	1 311	6 238	6	2	—	1	1	—	2	—	—	—
56132	Temporary help services	(E)	(D)	(D)	5	2	—	—	1	—	2	—	—	—
5616	Investigation & security services	512	1 057	4 543	6	1	1	—	—	2	2	—	—	—
56161	Investigation, guard & armored car services	(F)	(D)	(D)	5	1	—	—	—	2	2	—	—	—
5617	Services to buildings & dwellings	485	1 910	8 725	29	15	2	6	3	2	1	—	—	—
56172	Janitorial services	416	1 773	7 587	14	4	1	4	2	2	1	—	—	—
561720	Janitorial services	416	1 773	7 587	14	4	1	4	2	2	1	—	—	—
<b>61</b>	<b>Educational services</b>	<b>274</b>	<b>1 137</b>	<b>4 725</b>	<b>16</b>	<b>3</b>	<b>5</b>	<b>3</b>	<b>4</b>	<b>1</b>	—	—	—	—
611	Educational services	274	1 137	4 725	16	3	5	3	4	1	—	—	—	—
6111	Elementary & secondary schools	199	689	2 988	7	—	1	2	3	1	—	—	—	—
61111	Elementary & secondary schools	199	689	2 988	7	—	1	2	3	1	—	—	—	—
611110	Elementary & secondary schools	199	689	2 988	7	—	1	2	3	1	—	—	—	—
<b>62</b>	<b>Health care and social assistance</b>	<b>5 275</b>	<b>36 879</b>	<b>149 561</b>	<b>149</b>	<b>50</b>	<b>47</b>	<b>28</b>	<b>9</b>	<b>5</b>	<b>7</b>	—	<b>2</b>	<b>1</b>
621	Ambulatory health care services	944	6 535	29 046	98	43	31	19	2	2	1	—	—	—
6211	Offices of physicians	388	3 122	14 095	47	20	14	11	1	1	—	—	—	—
62111	Offices of physicians	388	3 122	14 095	47	20	14	11	1	1	—	—	—	—
6212	Offices of dentists	100	712	3 379	19	7	10	2	—	—	—	—	—	—
62121	Offices of dentists	100	712	3 379	19	7	10	2	—	—	—	—	—	—
621210	Offices of dentists	100	712	3 379	19	7	10	2	—	—	—	—	—	—
6214	Outpatient care centers	(C)	(D)	(D)	5	2	1	1	—	—	1	—	—	—
62142	Outpatient mental health, substance abuse ctrs	(C)	(D)	(D)	1	—	—	—	—	—	1	—	—	—
6216	Home health care services	122	672	2 745	7	1	2	2	1	1	—	—	—	—
62161	Home health care services	122	672	2 745	7	1	2	2	1	1	—	—	—	—
621610	Home health care services	122	672	2 745	7	1	2	2	1	1	—	—	—	—
622	Hospitals	2 973	25 488	101 030	4	—	—	—	—	—	1	—	2	1
6221	General medical & surgical hospitals	(G)	(D)	(D)	2	—	—	—	—	—	—	—	1	1
62211	General medical & surgical hospitals	(G)	(D)	(D)	2	—	—	—	—	—	—	—	1	1
6222	Psychiatric & substance abuse hospitals	(F)	(D)	(D)	2	—	—	—	—	—	1	—	1	—
62221	Psychiatric & substance abuse hospitals	(F)	(D)	(D)	2	—	—	—	—	—	1	—	1	—
623	Nursing & residential care facilities	843	3 417	13 540	15	—	4	2	3	2	4	—	—	—
6231	Nursing care facilities	546	2 187	8 775	8	—	1	1	1	2	3	—	—	—
62311	Nursing care facilities	546	2 187	8 775	8	—	1	1	1	2	3	—	—	—
623110	Nursing care facilities	546	2 187	8 775	8	—	1	1	1	2	3	—	—	—
6232	Residential mental retardation, health facil	(C)	(D)	(D)	1	—	—	—	—	—	1	—	—	—
62321	Residential mental retardation facilities	(C)	(D)	(D)	1	—	—	—	—	—	1	—	—	—

See footnotes at end of table.



**Table 6. Counties—Employees, Payroll, and Establishments by Industry: 2001—Con.**

[Excludes most government employees, railroad employees, and self-employed persons. Size class 1 to 4 includes establishments with payroll, but no employees, during mid-March pay period. (D) denotes figures withheld to avoid disclosing data for individual companies; the data are included in broader industry totals. Detailed industries with 100 or more employees are shown if industry was not a (D). For explanation of terms, abbreviations, and data reliability/comparability, see introductory text]

NAICS code	Industry	Number of employees for week including March 12	Payroll (\$1,000)		Total number of establishments	Number of establishments by employment-size class								
			First quarter	Annual		1 to 4	5 to 9	10 to 19	20 to 49	50 to 99	100 to 249	250 to 499	500 to 999	1,000 or more
<b>CHRISTIAN—Con.</b>														
<b>62 Health care and social assistance—Con.</b>														
624	Social assistance .....	515	1 439	5 945	32	7	12	7	4	1	1	-	-	-
6241	Individual & family services .....	259	871	3 491	11	4	2	1	3	-	1	-	-	-
62412	Services for elderly & disabled persons .....	210	652	2 649	5	1	-	1	2	-	1	-	-	-
624120	Services for elderly & disabled persons .....	210	652	2 649	5	1	-	1	2	-	1	-	-	-
6243	Vocational rehabilitation services .....	(C)	(D)	(D)	4	-	3	-	-	1	-	-	-	-
62431	Vocational rehabilitation services .....	(C)	(D)	(D)	4	-	3	-	-	1	-	-	-	-
6244	Child day care services .....	136	294	1 345	15	2	6	6	1	-	-	-	-	-
62441	Child day care services .....	136	294	1 345	15	2	6	6	1	-	-	-	-	-
624410	Child day care services .....	136	294	1 345	15	2	6	6	1	-	-	-	-	-
<b>71</b>	<b>Arts, entertainment &amp; recreation .....</b>	<b>106</b>	<b>299</b>	<b>1 450</b>	<b>10</b>	<b>4</b>	<b>2</b>	<b>2</b>	<b>2</b>	<b>-</b>	<b>-</b>	<b>-</b>	<b>-</b>	<b>-</b>
713	Amusement, gambling & recreation industries .....	(C)	(D)	(D)	9	3	2	2	2	-	-	-	-	-
7139	Other amusement & recreation industries .....	(C)	(D)	(D)	9	3	2	2	2	-	-	-	-	-
<b>72</b>	<b>Accommodation &amp; food services .....</b>	<b>2 081</b>	<b>4 451</b>	<b>18 353</b>	<b>99</b>	<b>27</b>	<b>10</b>	<b>20</b>	<b>34</b>	<b>7</b>	<b>1</b>	<b>-</b>	<b>-</b>	<b>-</b>
721	Accommodation .....	185	365	1 520	9	3	1	2	2	1	-	-	-	-
7211	Traveler accommodation .....	185	365	1 520	9	3	1	2	2	1	-	-	-	-
72111	Hotels (exc casino hotels) & motels .....	185	365	1 520	9	3	1	2	2	1	-	-	-	-
721110	Hotels (exc casino hotels) & motels .....	185	365	1 520	9	3	1	2	2	1	-	-	-	-
722	Food services & drinking places .....	1 896	4 086	16 833	90	24	9	18	32	6	1	-	-	-
7221	Full-service restaurants .....	702	1 236	5 089	34	9	5	7	10	3	-	-	-	-
72211	Full-service restaurants .....	702	1 236	5 089	34	9	5	7	10	3	-	-	-	-
722110	Full-service restaurants .....	702	1 236	5 089	34	9	5	7	10	3	-	-	-	-
7222	Limited-service eating places .....	1 005	2 207	9 262	49	11	4	10	21	3	-	-	-	-
72221	Limited-service eating places .....	1 005	2 207	9 262	49	11	4	10	21	3	-	-	-	-
722211	Limited-service restaurants .....	951	2 047	8 239	43	8	3	9	20	3	-	-	-	-
7223	Special food services .....	(C)	(D)	(D)	6	3	-	1	1	-	1	-	-	-
72231	Food service contractors .....	(C)	(D)	(D)	6	3	-	1	1	-	1	-	-	-
<b>81</b>	<b>Other services (except public administration) .....</b>	<b>827</b>	<b>2 768</b>	<b>11 315</b>	<b>171</b>	<b>124</b>	<b>29</b>	<b>10</b>	<b>8</b>	<b>-</b>	<b>-</b>	<b>-</b>	<b>-</b>	<b>-</b>
811	Repair & maintenance .....	189	808	3 309	49	41	5	1	2	-	-	-	-	-
8111	Automotive repair & maintenance .....	159	643	2 712	39	33	3	1	2	-	-	-	-	-
812	Personal & laundry services .....	246	858	3 512	30	16	7	4	3	-	-	-	-	-
8123	Drycleaning & laundry services .....	126	400	1 592	6	1	1	2	2	-	-	-	-	-
813	Religious, grantmaking, civic, prof & like organizations .....	392	1 102	4 494	92	67	17	5	3	-	-	-	-	-
8131	Religious organizations .....	325	862	3 523	71	52	13	3	3	-	-	-	-	-
81311	Religious organizations .....	325	862	3 523	71	52	13	3	3	-	-	-	-	-
813110	Religious organizations .....	325	862	3 523	71	52	13	3	3	-	-	-	-	-
<b>95</b>	<b>Auxiliaries (exc corporate, subsidiary &amp; regional mgt) .....</b>	<b>(A)</b>	<b>(D)</b>	<b>(D)</b>	<b>2</b>	<b>1</b>	<b>1</b>	<b>-</b>	<b>-</b>	<b>-</b>	<b>-</b>	<b>-</b>	<b>-</b>	<b>-</b>
<b>99</b>	<b>Unclassified establishments .....</b>	<b>5</b>	<b>9</b>	<b>108</b>	<b>7</b>	<b>7</b>	<b>-</b>	<b>-</b>	<b>-</b>	<b>-</b>	<b>-</b>	<b>-</b>	<b>-</b>	<b>-</b>
<b>CLARK</b>														
	<b>Total .....</b>	<b>12 585</b>	<b>78 503</b>	<b>316 124</b>	<b>735</b>	<b>363</b>	<b>162</b>	<b>96</b>	<b>64</b>	<b>25</b>	<b>13</b>	<b>12</b>	<b>-</b>	<b>-</b>
<b>11</b>	<b>Forestry, fishing, hunting, and agriculture support .....</b>	<b>(A)</b>	<b>(D)</b>	<b>(D)</b>	<b>2</b>	<b>2</b>	<b>-</b>	<b>-</b>	<b>-</b>	<b>-</b>	<b>-</b>	<b>-</b>	<b>-</b>	<b>-</b>
<b>21</b>	<b>Mining .....</b>	<b>(A)</b>	<b>(D)</b>	<b>(D)</b>	<b>1</b>	<b>-</b>	<b>1</b>	<b>-</b>	<b>-</b>	<b>-</b>	<b>-</b>	<b>-</b>	<b>-</b>	<b>-</b>
<b>22</b>	<b>Utilities .....</b>	<b>530</b>	<b>8 272</b>	<b>29 917</b>	<b>7</b>	<b>1</b>	<b>1</b>	<b>1</b>	<b>1</b>	<b>2</b>	<b>-</b>	<b>1</b>	<b>-</b>	<b>-</b>
221	Utilities .....	530	8 272	29 917	7	1	1	1	1	2	-	1	-	-
2211	Elec pwr generation, transmsn & distribution .....	(E)	(D)	(D)	4	-	1	-	1	1	-	1	-	-
22112	Electric pwr transmsn, control & distribution .....	(E)	(D)	(D)	2	-	-	-	1	-	-	1	-	-
<b>23</b>	<b>Construction .....</b>	<b>572</b>	<b>3 225</b>	<b>16 789</b>	<b>73</b>	<b>41</b>	<b>17</b>	<b>10</b>	<b>4</b>	<b>-</b>	<b>1</b>	<b>-</b>	<b>-</b>	<b>-</b>
234	Heavy construction .....	245	1 438	8 557	9	2	3	2	1	-	1	-	-	-
2341	Highway, street, bridge & tunnel construction .....	(C)	(D)	(D)	2	-	1	-	-	-	1	-	-	-
23411	Highway & street construction .....	(C)	(D)	(D)	2	-	1	-	-	-	1	-	-	-
235	Special trade contractors .....	254	1 274	5 691	46	27	11	6	2	-	-	-	-	-
<b>31-33</b>	<b>Manufacturing .....</b>	<b>4 450</b>	<b>32 048</b>	<b>122 838</b>	<b>47</b>	<b>8</b>	<b>5</b>	<b>3</b>	<b>6</b>	<b>11</b>	<b>7</b>	<b>7</b>	<b>-</b>	<b>-</b>
311	Food mfg .....	(C)	(D)	(D)	3	-	1	-	1	-	1	-	-	-
3115	Dairy product mfg .....	(C)	(D)	(D)	1	-	-	-	-	-	1	-	-	-
31151	Dairy product (exc frozen) mfg .....	(C)	(D)	(D)	1	-	-	-	-	-	1	-	-	-
315	Apparel manufacturing .....	(C)	(D)	(D)	1	-	-	-	-	-	1	-	-	-
3152	Cut & sew apparel mfg .....	(C)	(D)	(D)	1	-	-	-	-	-	1	-	-	-
31522	Men's, boys' cut & sew apparel mfg .....	(C)	(D)	(D)	1	-	-	-	-	-	1	-	-	-
321	Wood product mfg .....	341	2 474	9 980	3	-	1	-	-	1	-	1	-	-
3212	Veneer, plywood & engineered wood product mfg .....	(E)	(D)	(D)	1	-	-	-	-	-	-	1	-	-
32121	Veneer, plywood & engineered wood product mfg .....	(E)	(D)	(D)	1	-	-	-	-	-	-	1	-	-
323	Printing & related support activities .....	(C)	(D)	(D)	3	1	-	-	1	-	1	-	-	-
3231	Printing & related support activities .....	(C)	(D)	(D)	3	1	-	-	1	-	1	-	-	-
32311	Printing .....	(C)	(D)	(D)	3	1	-	-	1	-	1	-	-	-

See footnotes at end of table.

**Table 6. Counties—Employees, Payroll, and Establishments by Industry: 2001—Con.**

[Excludes most government employees, railroad employees, and self-employed persons. Size class 1 to 4 includes establishments with payroll, but no employees, during mid-March pay period. (D) denotes figures withheld to avoid disclosing data for individual companies; the data are included in broader industry totals. Detailed industries with 100 or more employees are shown if industry was not a (D). For explanation of terms, abbreviations, and data reliability/comparability, see introductory text]

NAICS code	Industry	Number of employees for week including March 12	Payroll (\$1,000)		Total number of establishments	Number of establishments by employment-size class								
			First quarter	Annual		1 to 4	5 to 9	10 to 19	20 to 49	50 to 99	100 to 249	250 to 499	500 to 999	1,000 or more
<b>CLARK—Con.</b>														
<b>31-33 Manufacturing—Con.</b>														
325	Chemical mfg .....	(E)	(D)	(D)	1	—	—	—	—	—	—	—	1	—
3254	Pharmaceutical & medicine mfg .....	(E)	(D)	(D)	1	—	—	—	—	—	—	—	1	—
32541	Pharmaceutical & medicine mfg .....	(E)	(D)	(D)	1	—	—	—	—	—	—	—	1	—
326	Plastics & rubber products mfg .....	(F)	(D)	(D)	3	—	—	1	—	—	—	—	2	—
3261	Plastics product mfg .....	(F)	(D)	(D)	2	—	—	—	—	—	—	—	2	—
32619	Other plastics product mfg .....	(F)	(D)	(D)	2	—	—	—	—	—	—	—	2	—
327	Nonmetallic mineral product mfg .....	(C)	(D)	(D)	2	—	1	—	—	—	—	1	—	—
3273	Cement & concrete product mfg .....	(C)	(D)	(D)	1	—	—	—	—	—	—	1	—	—
32739	Other concrete product mfg .....	(C)	(D)	(D)	1	—	—	—	—	—	—	1	—	—
332	Fabricated metal product mfg .....	1 194	7 849	29 459	10	—	—	1	2	4	1	2	—	—
3323	Architectural & structural metals mfg .....	123	765	2 399	3	—	—	1	1	1	—	—	—	—
33232	Ornamental & architectural metal prod mfg ...	123	765	2 399	3	—	—	1	1	1	—	—	—	—
3325	Hardware mfg .....	(E)	(D)	(D)	1	—	—	—	—	—	—	—	1	—
33251	Hardware mfg .....	(E)	(D)	(D)	1	—	—	—	—	—	—	—	1	—
3326	Spring & wire product mfg .....	(E)	(D)	(D)	1	—	—	—	—	—	—	—	1	—
33261	Spring & wire product mfg .....	(E)	(D)	(D)	1	—	—	—	—	—	—	—	1	—
3327	Mach shops, turn prod, screw, nut, bolt mfg ....	(C)	(D)	(D)	2	—	—	—	—	1	1	—	—	—
33271	Machine shops .....	(C)	(D)	(D)	1	—	—	—	—	—	1	—	—	—
333	Machinery mfg .....	154	1 115	4 874	9	4	2	1	1	1	—	—	—	—
335	Electrical equip, appliance & component mfg .....	(E)	(D)	(D)	1	—	—	—	—	—	—	—	1	—
3351	Electric lighting equipment mfg .....	(E)	(D)	(D)	1	—	—	—	—	—	—	—	1	—
33511	Electric lamp bulb & part mfg .....	(E)	(D)	(D)	1	—	—	—	—	—	—	—	1	—
337	Furniture & related product mfg .....	(E)	(D)	(D)	2	—	—	—	—	1	1	—	—	—
3371	HH & institutional furniture & kitchen cabinet mfg .....	(E)	(D)	(D)	2	—	—	—	—	1	1	—	—	—
33712	Household & institutional furniture mfg .....	(E)	(D)	(D)	2	—	—	—	—	1	1	—	—	—
339	Miscellaneous mfg .....	382	2 627	8 785	4	1	—	—	—	2	1	—	—	—
3399	Other miscellaneous mfg .....	(E)	(D)	(D)	3	—	—	—	—	2	1	—	—	—
33994	Office supplies (exc paper) mfg .....	(C)	(D)	(D)	1	—	—	—	—	—	1	—	—	—
<b>42</b>	<b>Wholesale trade .....</b>	<b>416</b>	<b>3 078</b>	<b>11 195</b>	<b>36</b>	<b>17</b>	<b>8</b>	<b>4</b>	<b>5</b>	<b>2</b>	—	—	—	—
421	Wholesale trade, durable goods .....	176	1 277	4 669	21	10	6	2	3	—	—	—	—	—
422	Wholesale trade, nondurable goods .....	240	1 801	6 526	15	7	2	2	2	2	—	—	—	—
4227	Petroleum & petroleum products whsle .....	(C)	(D)	(D)	2	—	—	—	—	2	—	—	—	—
42271	Petroleum bulk stations & terminals .....	(C)	(D)	(D)	2	—	—	—	—	2	—	—	—	—
<b>44-45</b>	<b>Retail trade .....</b>	<b>1 870</b>	<b>7 647</b>	<b>31 929</b>	<b>143</b>	<b>63</b>	<b>38</b>	<b>22</b>	<b>15</b>	<b>2</b>	<b>2</b>	<b>1</b>	—	—
441	Motor vehicle & parts dealers .....	229	1 431	6 358	16	4	4	2	6	—	—	—	—	—
4411	Automobile dealers .....	182	1 209	5 401	11	4	1	—	6	—	—	—	—	—
44111	New car dealers .....	150	1 063	4 717	5	—	—	—	5	—	—	—	—	—
441110	New car dealers .....	150	1 063	4 717	5	—	—	—	5	—	—	—	—	—
444	Bldg material & garden equip & supp dealers .....	193	1 074	4 823	12	3	4	4	—	—	1	—	—	—
4441	Building material & supplies dealers .....	161	898	4 109	8	2	3	2	—	—	1	—	—	—
44411	Home centers .....	(C)	(D)	(D)	1	—	—	—	—	—	1	—	—	—
445	Food & beverage stores .....	343	1 017	4 087	20	14	—	3	1	1	1	—	—	—
4451	Grocery stores .....	327	955	3 850	14	8	—	3	1	1	1	—	—	—
44511	Grocery (except convenience) stores .....	299	875	3 473	10	6	—	1	1	1	—	—	—	—
445110	Grocery (except convenience) stores .....	299	875	3 473	10	6	—	1	1	1	—	—	—	—
447	Gasoline stations .....	141	581	2 244	17	6	6	3	2	—	—	—	—	—
4471	Gasoline stations .....	141	581	2 244	17	6	6	3	2	—	—	—	—	—
448	Clothing & clothing accessories stores .....	116	300	1 173	13	4	6	1	2	—	—	—	—	—
452	General merchandise stores .....	531	2 001	8 427	11	4	3	1	1	1	—	1	—	—
4521	Department stores .....	(E)	(D)	(D)	2	—	—	—	—	1	—	1	—	—
45211	Department stores .....	(E)	(D)	(D)	2	—	—	—	—	1	—	1	—	—
<b>48-49</b>	<b>Transportation &amp; warehousing .....</b>	<b>197</b>	<b>1 602</b>	<b>6 792</b>	<b>16</b>	<b>7</b>	<b>2</b>	<b>2</b>	<b>5</b>	—	—	—	—	—
484	Truck transportation .....	158	1 367	5 786	10	3	1	2	4	—	—	—	—	—
4841	General freight trucking .....	100	778	3 325	6	1	1	2	2	—	—	—	—	—
<b>51</b>	<b>Information .....</b>	<b>503</b>	<b>3 533</b>	<b>12 932</b>	<b>16</b>	<b>10</b>	<b>2</b>	—	<b>3</b>	—	—	<b>1</b>	—	—
514	Information & data processing services .....	(E)	(D)	(D)	3	1	1	—	—	—	—	1	—	—
5142	Data processing services .....	(E)	(D)	(D)	2	1	—	—	—	—	—	1	—	—
51421	Data processing services .....	(E)	(D)	(D)	2	1	—	—	—	—	—	1	—	—
<b>52</b>	<b>Finance &amp; insurance .....</b>	<b>229</b>	<b>1 779</b>	<b>6 540</b>	<b>40</b>	<b>24</b>	<b>12</b>	<b>2</b>	<b>1</b>	<b>1</b>	—	—	—	—
522	Credit intermediation & related activities .....	172	1 260	4 489	23	11	8	2	1	1	—	—	—	—
5221	Depository credit intermediation .....	(C)	(D)	(D)	13	1	8	2	1	1	—	—	—	—
52211	Commercial banking .....	148	1 087	3 500	12	1	7	2	1	1	—	—	—	—
522110	Commercial banking .....	148	1 087	3 500	12	1	7	2	1	1	—	—	—	—
<b>53</b>	<b>Real estate &amp; rental &amp; leasing .....</b>	<b>107</b>	<b>347</b>	<b>1 409</b>	<b>31</b>	<b>24</b>	<b>5</b>	<b>1</b>	<b>1</b>	—	—	—	—	—
<b>54</b>	<b>Professional, scientific &amp; technical services .....</b>	<b>331</b>	<b>2 972</b>	<b>15 073</b>	<b>49</b>	<b>35</b>	<b>4</b>	<b>8</b>	—	<b>2</b>	—	—	—	—
541	Professional, scientific & technical services .....	331	2 972	15 073	49	35	4	8	—	2	—	—	—	—
<b>55</b>	<b>Management of companies &amp; enterprises .....</b>	<b>(A)</b>	<b>(D)</b>	<b>(D)</b>	<b>2</b>	—	<b>1</b>	<b>1</b>	—	—	—	—	—	—

See footnotes at end of table.

**Table 6. Counties—Employees, Payroll, and Establishments by Industry: 2001—Con.**

[Excludes most government employees, railroad employees, and self-employed persons. Size class 1 to 4 includes establishments with payroll, but no employees, during mid-March pay period. (D) denotes figures withheld to avoid disclosing data for individual companies; the data are included in broader industry totals. Detailed industries with 100 or more employees are shown if industry was not a (D). For explanation of terms, abbreviations, and data reliability/comparability, see introductory text]

NAICS code	Industry	Number of employees for week including March 12	Payroll (\$1,000)		Total number of establishments	Number of establishments by employment-size class								
			First quarter	Annual		1 to 4	5 to 9	10 to 19	20 to 49	50 to 99	100 to 249	250 to 499	500 to 999	1,000 or more
<b>CLARK—Con.</b>														
<b>56</b>	<b>Admin. support, waste mgmt, remediation services</b>	<b>563</b>	<b>2 525</b>	<b>10 343</b>	<b>28</b>	<b>14</b>	<b>8</b>	<b>2</b>	<b>1</b>	<b>1</b>	<b>1</b>	<b>1</b>	<b>1</b>	<b>1</b>
561	Administrative & support services	(F)	(D)	(D)	27	14	8	1	1	1	1	1	1	1
5613	Employment services	449	2 087	8 447	5	—	1	—	1	1	1	1	1	—
56132	Temporary help services	(E)	(D)	(D)	4	—	1	—	—	1	1	1	1	—
<b>61</b>	<b>Educational services</b>	<b>14</b>	<b>27</b>	<b>125</b>	<b>4</b>	<b>3</b>	<b>1</b>	<b>—</b>	<b>—</b>	<b>—</b>	<b>—</b>	<b>—</b>	<b>—</b>	<b>—</b>
<b>62</b>	<b>Health care and social assistance</b>	<b>1 160</b>	<b>6 618</b>	<b>28 955</b>	<b>76</b>	<b>31</b>	<b>28</b>	<b>11</b>	<b>3</b>	<b>1</b>	<b>1</b>	<b>1</b>	<b>1</b>	<b>—</b>
621	Ambulatory health care services	318	2 316	10 462	58	25	25	7	1	—	—	—	—	—
6211	Offices of physicians	174	1 175	5 557	31	9	21	1	—	—	—	—	—	—
62111	Offices of physicians	174	1 175	5 557	31	9	21	1	—	—	—	—	—	—
621111	Offices of physicians (exc mental health)	174	1 175	5 557	31	9	21	1	—	—	—	—	—	—
622	Hospitals	(E)	(D)	(D)	1	—	—	—	—	—	—	—	1	—
6221	General medical & surgical hospitals	(E)	(D)	(D)	1	—	—	—	—	—	—	—	1	—
62211	General medical & surgical hospitals	(E)	(D)	(D)	1	—	—	—	—	—	—	—	1	—
623	Nursing & residential care facilities	(C)	(D)	(D)	2	—	—	1	—	—	1	—	—	—
6231	Nursing care facilities	(C)	(D)	(D)	1	—	—	—	—	—	1	—	—	—
62311	Nursing care facilities	(C)	(D)	(D)	1	—	—	—	—	—	1	—	—	—
624	Social assistance	(C)	(D)	(D)	15	6	3	3	2	1	—	—	—	—
6244	Child day care services	(C)	(D)	(D)	12	4	3	3	1	1	—	—	—	—
62441	Child day care services	(C)	(D)	(D)	12	4	3	3	1	1	—	—	—	—
<b>71</b>	<b>Arts, entertainment &amp; recreation</b>	<b>46</b>	<b>146</b>	<b>876</b>	<b>13</b>	<b>10</b>	<b>1</b>	<b>2</b>	<b>—</b>	<b>—</b>	<b>—</b>	<b>—</b>	<b>—</b>	<b>—</b>
<b>72</b>	<b>Accommodation &amp; food services</b>	<b>1 032</b>	<b>2 308</b>	<b>10 076</b>	<b>52</b>	<b>9</b>	<b>8</b>	<b>17</b>	<b>14</b>	<b>3</b>	<b>1</b>	<b>—</b>	<b>—</b>	<b>—</b>
721	Accommodation	105	224	1 181	8	—	2	6	—	—	—	—	—	—
7211	Traveler accommodation	105	224	1 181	8	—	2	6	—	—	—	—	—	—
72111	Hotels (exc casino hotels) & motels	105	224	1 181	8	—	2	6	—	—	—	—	—	—
721110	Hotels (exc casino hotels) & motels	105	224	1 181	8	—	2	6	—	—	—	—	—	—
722	Food services & drinking places	927	2 084	8 895	44	9	6	11	14	3	1	—	—	—
7221	Full-service restaurants	400	868	3 536	13	3	3	—	4	2	1	—	—	—
72211	Full-service restaurants	400	868	3 536	13	3	3	—	4	2	1	—	—	—
722110	Full-service restaurants	400	868	3 536	13	3	3	—	4	2	1	—	—	—
7222	Limited-service eating places	(F)	(D)	(D)	29	4	3	11	10	1	—	—	—	—
72221	Limited-service eating places	(F)	(D)	(D)	29	4	3	11	10	1	—	—	—	—
<b>81</b>	<b>Other services (except public administration)</b>	<b>497</b>	<b>1 720</b>	<b>7 285</b>	<b>90</b>	<b>57</b>	<b>19</b>	<b>10</b>	<b>4</b>	<b>—</b>	<b>—</b>	<b>—</b>	<b>—</b>	<b>—</b>
811	Repair & maintenance	150	614	2 481	27	17	4	6	—	—	—	—	—	—
8111	Automotive repair & maintenance	134	545	2 190	21	11	4	6	—	—	—	—	—	—
812	Personal & laundry services	125	478	2 348	27	17	7	2	1	—	—	—	—	—
813	Religious, grantmaking, civic, prof & like organizations	222	628	2 456	36	23	8	2	3	—	—	—	—	—
8131	Religious organizations	207	609	2 361	31	18	8	2	3	—	—	—	—	—
81311	Religious organizations	207	609	2 361	31	18	8	2	3	—	—	—	—	—
813110	Religious organizations	207	609	2 361	31	18	8	2	3	—	—	—	—	—
<b>95</b>	<b>Auxiliaries (exc corporate, subsidiary &amp; regional mgt)</b>	<b>(B)</b>	<b>(D)</b>	<b>(D)</b>	<b>1</b>	<b>—</b>	<b>—</b>	<b>—</b>	<b>1</b>	<b>—</b>	<b>—</b>	<b>—</b>	<b>—</b>	<b>—</b>
<b>99</b>	<b>Unclassified establishments</b>	<b>15</b>	<b>48</b>	<b>176</b>	<b>8</b>	<b>7</b>	<b>1</b>	<b>—</b>	<b>—</b>	<b>—</b>	<b>—</b>	<b>—</b>	<b>—</b>	<b>—</b>
<b>CLAY</b>														
	<b>Total</b>	<b>2 974</b>	<b>12 910</b>	<b>56 941</b>	<b>302</b>	<b>177</b>	<b>65</b>	<b>33</b>	<b>18</b>	<b>2</b>	<b>6</b>	<b>1</b>	<b>—</b>	<b>—</b>
<b>11</b>	<b>Forestry, fishing, hunting, and agriculture support</b>	<b>(A)</b>	<b>(D)</b>	<b>(D)</b>	<b>3</b>	<b>1</b>	<b>1</b>	<b>1</b>	<b>—</b>	<b>—</b>	<b>—</b>	<b>—</b>	<b>—</b>	<b>—</b>
<b>21</b>	<b>Mining</b>	<b>4</b>	<b>15</b>	<b>313</b>	<b>4</b>	<b>4</b>	<b>—</b>	<b>—</b>	<b>—</b>	<b>—</b>	<b>—</b>	<b>—</b>	<b>—</b>	<b>—</b>
<b>22</b>	<b>Utilities</b>	<b>(A)</b>	<b>(D)</b>	<b>(D)</b>	<b>2</b>	<b>1</b>	<b>1</b>	<b>—</b>	<b>—</b>	<b>—</b>	<b>—</b>	<b>—</b>	<b>—</b>	<b>—</b>
<b>23</b>	<b>Construction</b>	<b>148</b>	<b>628</b>	<b>2 734</b>	<b>25</b>	<b>15</b>	<b>4</b>	<b>5</b>	<b>1</b>	<b>—</b>	<b>—</b>	<b>—</b>	<b>—</b>	<b>—</b>
<b>31-33</b>	<b>Manufacturing</b>	<b>428</b>	<b>2 583</b>	<b>9 414</b>	<b>12</b>	<b>3</b>	<b>4</b>	<b>—</b>	<b>2</b>	<b>1</b>	<b>2</b>	<b>—</b>	<b>—</b>	<b>—</b>
314	Textile product mills	(C)	(D)	(D)	1	—	—	—	—	—	1	—	—	—
3141	Textile furnishings mills	(C)	(D)	(D)	1	—	—	—	—	—	1	—	—	—
31412	Curtain & linen mills	(C)	(D)	(D)	1	—	—	—	—	—	1	—	—	—
321	Wood product mfg	(C)	(D)	(D)	3	—	2	—	—	—	1	—	—	—
3212	Veneer, plywood & engineered wood product mfg	(C)	(D)	(D)	1	—	—	—	—	—	1	—	—	—
32121	Veneer, plywood & engineered wood product mfg	(C)	(D)	(D)	1	—	—	—	—	—	1	—	—	—
<b>42</b>	<b>Wholesale trade</b>	<b>45</b>	<b>226</b>	<b>854</b>	<b>11</b>	<b>7</b>	<b>4</b>	<b>—</b>	<b>—</b>	<b>—</b>	<b>—</b>	<b>—</b>	<b>—</b>	<b>—</b>
<b>44-45</b>	<b>Retail trade</b>	<b>613</b>	<b>2 173</b>	<b>9 769</b>	<b>79</b>	<b>44</b>	<b>18</b>	<b>10</b>	<b>6</b>	<b>—</b>	<b>1</b>	<b>—</b>	<b>—</b>	<b>—</b>
445	Food & beverage stores	135	423	1 754	9	3	2	1	3	—	—	—	—	—
4451	Grocery stores	135	423	1 754	9	3	2	1	3	—	—	—	—	—
44511	Grocery (except convenience) stores	(C)	(D)	(D)	7	2	1	1	3	—	—	—	—	—
447	Gasoline stations	105	283	1 237	15	6	5	2	2	—	—	—	—	—
4471	Gasoline stations	105	283	1 237	15	6	5	2	2	—	—	—	—	—
452	General merchandise stores	(C)	(D)	(D)	4	—	3	—	—	—	1	—	—	—
4521	Department stores	(C)	(D)	(D)	1	—	—	—	—	—	1	—	—	—
45211	Department stores	(C)	(D)	(D)	1	—	—	—	—	—	1	—	—	—

See footnotes at end of table.

**Table 6. Counties—Employees, Payroll, and Establishments by Industry: 2001—Con.**

[Excludes most government employees, railroad employees, and self-employed persons. Size class 1 to 4 includes establishments with payroll, but no employees, during mid-March pay period. (D) denotes figures withheld to avoid disclosing data for individual companies; the data are included in broader industry totals. Detailed industries with 100 or more employees are shown if industry was not a (D). For explanation of terms, abbreviations, and data reliability/comparability, see introductory text]

NAICS code	Industry	Number of employees for week including March 12	Payroll (\$1,000)		Total number of establishments	Number of establishments by employment-size class									
			First quarter	Annual		1 to 4	5 to 9	10 to 19	20 to 49	50 to 99	100 to 249	250 to 499	500 to 999	1,000 or more	
<b>CLAY—Con.</b>															
48-49	Transportation & warehousing .....	50	218	1 122	20	17	2	1	—	—	—	—	—	—	
51	Information .....	178	908	3 839	10	4	1	3	1	1	—	—	—	—	
52	Finance & insurance .....	103	577	2 767	17	9	7	—	1	—	—	—	—	—	
53	Real estate & rental & leasing .....	16	46	153	8	7	1	—	—	—	—	—	—	—	
54	Professional, scientific & technical services .....	81	283	1 169	21	14	6	1	—	—	—	—	—	—	
55	Management of companies & enterprises .....	(A)	(D)	(D)	1	1	—	—	—	—	—	—	—	—	
56	Admin, support, waste mgt, remediation services .....	8	33	408	6	5	1	—	—	—	—	—	—	—	
61	Educational services .....	148	273	1 149	4	2	1	—	—	—	1	—	—	—	
6111	Educational services .....	148	273	1 149	4	2	1	—	—	—	1	—	—	—	
61111	Elementary & secondary schools .....	(C)	(D)	(D)	3	1	1	—	—	—	1	—	—	—	
61111	Elementary & secondary schools .....	(C)	(D)	(D)	3	1	1	—	—	—	1	—	—	—	
62	Health care and social assistance .....	805	3 875	18 397	28	12	5	5	3	—	2	1	—	—	
621	Ambulatory health care services .....	173	1 031	4 572	22	10	5	4	3	—	—	—	—	—	
622	Hospitals .....	(E)	(D)	(D)	1	—	—	—	—	—	—	1	—	—	
6221	General medical & surgical hospitals .....	(E)	(D)	(D)	1	—	—	—	—	—	—	1	—	—	
62211	General medical & surgical hospitals .....	(E)	(D)	(D)	1	—	—	—	—	—	—	1	—	—	
623	Nursing & residential care facilities .....	(C)	(D)	(D)	3	1	—	1	—	—	1	—	—	—	
6231	Nursing care facilities .....	(C)	(D)	(D)	1	—	—	—	—	—	1	—	—	—	
62311	Nursing care facilities .....	(C)	(D)	(D)	1	—	—	—	—	—	1	—	—	—	
624	Social assistance .....	(C)	(D)	(D)	2	1	—	—	—	—	1	—	—	—	
6241	Individual & family services .....	(C)	(D)	(D)	1	—	—	—	—	—	1	—	—	—	
62419	Other individual & family services .....	(C)	(D)	(D)	1	—	—	—	—	—	1	—	—	—	
71	Arts, entertainment & recreation .....	15	110	398	3	1	2	—	—	—	—	—	—	—	
72	Accommodation & food services .....	232	494	2 314	18	4	4	6	4	—	—	—	—	—	
722	Food services & drinking places .....	(C)	(D)	(D)	16	4	3	5	4	—	—	—	—	—	
7222	Limited-service eating places .....	148	298	1 382	8	1	1	3	3	—	—	—	—	—	
72221	Limited-service eating places .....	148	298	1 382	8	1	1	3	3	—	—	—	—	—	
722211	Limited-service restaurants .....	148	298	1 382	8	1	1	3	3	—	—	—	—	—	
81	Other services (except public administration) .....	72	316	1 461	27	23	3	1	—	—	—	—	—	—	
99	Unclassified establishments .....	(A)	(D)	(D)	3	3	—	—	—	—	—	—	—	—	
<b>CLINTON</b>															
	<b>Total .....</b>	<b>3 781</b>	<b>15 248</b>	<b>62 673</b>	<b>194</b>	<b>104</b>	<b>45</b>	<b>24</b>	<b>14</b>	<b>3</b>	<b>3</b>	<b>—</b>	<b>—</b>	<b>1</b>	
21	Mining .....	37	166	689	7	4	2	1	—	—	—	—	—	—	
22	Utilities .....	(B)	(D)	(D)	3	1	1	1	—	—	—	—	—	—	
23	Construction .....	60	194	729	18	13	4	1	—	—	—	—	—	—	
31-33	Manufacturing .....	2 415	9 940	39 387	16	3	5	2	2	1	2	—	—	1	
311	Food mfg .....	(G)	(D)	(D)	2	—	—	—	1	—	—	—	—	1	
3116	Animal slaughtering & processing .....	(G)	(D)	(D)	1	—	—	—	—	—	—	—	—	1	
31161	Animal slaughtering & processing .....	(G)	(D)	(D)	1	—	—	—	—	—	—	—	—	1	
315	Apparel manufacturing .....	(E)	(D)	(D)	4	1	1	—	—	—	2	—	—	—	
3152	Cut & sew apparel mfg .....	(E)	(D)	(D)	4	1	1	—	—	—	2	—	—	—	
31521	Cut & sew apparel contractors .....	(C)	(D)	(D)	2	—	1	—	—	—	1	—	—	—	
31523	Women's, girls' cut & sew apparel mfg .....	(C)	(D)	(D)	1	—	—	—	—	—	1	—	—	—	
42	Wholesale trade .....	47	308	1 246	7	3	3	—	1	—	—	—	—	—	
44-45	Retail trade .....	370	1 039	4 467	53	27	13	9	4	—	—	—	—	—	
48-49	Transportation & warehousing .....	(B)	(D)	(D)	5	1	3	1	—	—	—	—	—	—	
51	Information .....	20	88	391	3	1	2	—	—	—	—	—	—	—	
52	Finance & insurance .....	78	410	1 650	10	6	2	—	2	—	—	—	—	—	
53	Real estate & rental & leasing .....	41	99	675	4	3	—	—	1	—	—	—	—	—	
54	Professional, scientific & technical services .....	28	130	529	14	13	1	—	—	—	—	—	—	—	
56	Admin, support, waste mgt, remediation services .....	(A)	(D)	(D)	3	2	1	—	—	—	—	—	—	—	
61	Educational services .....	14	75	349	4	3	1	—	—	—	—	—	—	—	
62	Health care and social assistance .....	402	1 954	8 678	21	8	5	4	1	2	1	—	—	—	
621	Ambulatory health care services .....	178	880	3 705	12	3	3	4	1	1	—	—	—	—	
622	Hospitals .....	(C)	(D)	(D)	1	—	—	—	—	—	1	—	—	—	
6221	General medical & surgical hospitals .....	(C)	(D)	(D)	1	—	—	—	—	—	1	—	—	—	
62211	General medical & surgical hospitals .....	(C)	(D)	(D)	1	—	—	—	—	—	1	—	—	—	
71	Arts, entertainment & recreation .....	(A)	(D)	(D)	1	1	—	—	—	—	—	—	—	—	
72	Accommodation & food services .....	183	395	2 024	15	6	1	5	3	—	—	—	—	—	
722	Food services & drinking places .....	(C)	(D)	(D)	11	4	—	5	2	—	—	—	—	—	
7222	Limited-service eating places .....	100	152	591	6	2	—	2	2	—	—	—	—	—	
72221	Limited-service eating places .....	100	152	591	6	2	—	2	2	—	—	—	—	—	
722211	Limited-service restaurants .....	100	152	591	6	2	—	2	2	—	—	—	—	—	

See footnotes at end of table.

**Table 6. Counties—Employees, Payroll, and Establishments by Industry: 2001—Con.**

[Excludes most government employees, railroad employees, and self-employed persons. Size class 1 to 4 includes establishments with payroll, but no employees, during mid-March pay period. (D) denotes figures withheld to avoid disclosing data for individual companies; the data are included in broader industry totals. Detailed industries with 100 or more employees are shown if industry was not a (D). For explanation of terms, abbreviations, and data reliability/comparability, see introductory text]

NAICS code	Industry	Number of employees for week including March 12	Payroll (\$1,000)		Total number of establishments	Number of establishments by employment-size class								
			First quarter	Annual		1 to 4	5 to 9	10 to 19	20 to 49	50 to 99	100 to 249	250 to 499	500 to 999	1,000 or more
<b>CLINTON—Con.</b>														
81	Other services (except public administration) .....	16	50	199	9	9	—	—	—	—	—	—	—	—
99	Unclassified establishments .....	(A)	(D)	(D)	1	—	1	—	—	—	—	—	—	—
<b>CRITTENDEN</b>														
	Total .....	1 730	6 678	29 344	173	100	28	31	8	3	3	—	—	—
11	Forestry, fishing, hunting, and agriculture support .....	(A)	(D)	(D)	2	2	—	—	—	—	—	—	—	—
21	Mining .....	28	147	723	4	2	1	1	—	—	—	—	—	—
22	Utilities .....	(A)	(D)	(D)	1	—	—	1	—	—	—	—	—	—
23	Construction .....	48	243	1 031	12	8	3	1	—	—	—	—	—	—
31-33	Manufacturing .....	220	968	4 145	11	6	—	2	2	—	1	—	—	—
326	Plastics & rubber products mfg .....	(C)	(D)	(D)	1	—	—	—	—	—	1	—	—	—
3261	Plastics product mfg .....	(C)	(D)	(D)	1	—	—	—	—	—	1	—	—	—
32619	Other plastics product mfg .....	(C)	(D)	(D)	1	—	—	—	—	—	1	—	—	—
42	Wholesale trade .....	70	276	1 248	6	3	1	1	1	—	—	—	—	—
44-45	Retail trade .....	279	911	3 965	30	11	8	8	3	—	—	—	—	—
445	Food & beverage stores .....	106	255	1 202	6	2	1	1	2	—	—	—	—	—
4451	Grocery stores .....	106	255	1 202	6	2	1	1	2	—	—	—	—	—
48-49	Transportation & warehousing .....	(B)	(D)	(D)	6	4	1	1	—	—	—	—	—	—
51	Information .....	32	111	455	3	1	—	2	—	—	—	—	—	—
52	Finance & insurance .....	77	404	1 725	12	9	1	1	1	—	—	—	—	—
53	Real estate & rental & leasing .....	14	63	208	5	3	2	—	—	—	—	—	—	—
54	Professional, scientific & technical services .....	57	177	852	14	10	3	1	—	—	—	—	—	—
55	Management of companies & enterprises .....	(A)	(D)	(D)	2	1	1	—	—	—	—	—	—	—
56	Admin, support, waste mgt, remediation services .....	(A)	(D)	(D)	2	1	1	—	—	—	—	—	—	—
61	Educational services .....	(A)	(D)	(D)	1	—	—	1	—	—	—	—	—	—
62	Health care and social assistance .....	443	2 214	10 059	14	8	1	2	1	—	2	—	—	—
622	Hospitals .....	(C)	(D)	(D)	1	—	—	—	—	—	1	—	—	—
6221	General medical & surgical hospitals .....	(C)	(D)	(D)	1	—	—	—	—	—	1	—	—	—
62211	General medical & surgical hospitals .....	(C)	(D)	(D)	1	—	—	—	—	—	1	—	—	—
623	Nursing & residential care facilities .....	(C)	(D)	(D)	1	—	—	—	—	—	1	—	—	—
6231	Nursing care facilities .....	(C)	(D)	(D)	1	—	—	—	—	—	1	—	—	—
62311	Nursing care facilities .....	(C)	(D)	(D)	1	—	—	—	—	—	1	—	—	—
71	Arts, entertainment & recreation .....	29	59	287	4	2	—	2	—	—	—	—	—	—
72	Accommodation & food services .....	290	458	1 985	12	2	1	6	—	3	—	—	—	—
722	Food services & drinking places .....	290	458	1 985	12	2	1	6	—	3	—	—	—	—
7222	Limited-service eating places .....	235	379	1 667	6	1	—	2	—	3	—	—	—	—
72221	Limited-service eating places .....	235	379	1 667	6	1	—	2	—	3	—	—	—	—
81	Other services (except public administration) .....	67	197	803	32	27	4	1	—	—	—	—	—	—
<b>CUMBERLAND</b>														
	Total .....	1 259	5 305	22 628	122	67	31	13	3	6	2	—	—	—
11	Forestry, fishing, hunting, and agriculture support .....	(A)	(D)	(D)	1	—	1	—	—	—	—	—	—	—
21	Mining .....	(A)	(D)	(D)	2	2	—	—	—	—	—	—	—	—
22	Utilities .....	(A)	(D)	(D)	2	1	1	—	—	—	—	—	—	—
23	Construction .....	(B)	(D)	(D)	8	7	—	1	—	—	—	—	—	—
31-33	Manufacturing .....	204	1 020	4 245	6	2	—	1	1	2	—	—	—	—
42	Wholesale trade .....	19	65	225	3	—	3	—	—	—	—	—	—	—
44-45	Retail trade .....	248	791	3 427	37	20	11	4	1	1	—	—	—	—
48-49	Transportation & warehousing .....	(A)	(D)	(D)	1	1	—	—	—	—	—	—	—	—
51	Information .....	(A)	(D)	(D)	2	1	1	—	—	—	—	—	—	—
52	Finance & insurance .....	63	519	1 992	8	4	1	3	—	—	—	—	—	—
53	Real estate & rental & leasing .....	31	105	787	7	5	1	1	—	—	—	—	—	—
54	Professional, scientific & technical services .....	11	61	195	5	5	—	—	—	—	—	—	—	—
56	Admin, support, waste mgt, remediation services .....	(A)	(D)	(D)	2	2	—	—	—	—	—	—	—	—
61	Educational services .....	(A)	(D)	(D)	2	1	—	1	—	—	—	—	—	—

See footnotes at end of table.

**Table 6. Counties—Employees, Payroll, and Establishments by Industry: 2001—Con.**

[Excludes most government employees, railroad employees, and self-employed persons. Size class 1 to 4 includes establishments with payroll, but no employees, during mid-March pay period. (D) denotes figures withheld to avoid disclosing data for individual companies; the data are included in broader industry totals. Detailed industries with 100 or more employees are shown if industry was not a (D). For explanation of terms, abbreviations, and data reliability/comparability, see introductory text]

NAICS code	Industry	Number of employees for week including March 12	Payroll (\$1,000)		Total number of establishments	Number of establishments by employment-size class								
			First quarter	Annual		1 to 4	5 to 9	10 to 19	20 to 49	50 to 99	100 to 249	250 to 499	500 to 999	1,000 or more
<b>CUMBERLAND—Con.</b>														
<b>62</b>	<b>Health care and social assistance</b> .....	<b>445</b>	<b>2 031</b>	<b>8 396</b>	<b>16</b>	<b>6</b>	<b>6</b>	—	—	<b>2</b>	<b>2</b>	—	—	—
621	Ambulatory health care services .....	160	807	3 423	9	1	6	—	—	2	—	—	—	—
6216	Home health care services .....	126	531	2 306	3	—	1	—	—	2	—	—	—	—
62161	Home health care services .....	126	531	2 306	3	—	1	—	—	2	—	—	—	—
621610	Home health care services .....	126	531	2 306	3	—	1	—	—	2	—	—	—	—
622	Hospitals .....	(C)	(D)	(D)	1	—	—	—	—	—	1	—	—	—
6221	General medical & surgical hospitals .....	(C)	(D)	(D)	1	—	—	—	—	—	1	—	—	—
62211	General medical & surgical hospitals .....	(C)	(D)	(D)	1	—	—	—	—	—	1	—	—	—
623	Nursing & residential care facilities .....	(C)	(D)	(D)	1	—	—	—	—	—	1	—	—	—
6231	Nursing care facilities .....	(C)	(D)	(D)	1	—	—	—	—	—	1	—	—	—
62311	Nursing care facilities .....	(C)	(D)	(D)	1	—	—	—	—	—	1	—	—	—
<b>72</b>	<b>Accommodation &amp; food services</b> .....	<b>134</b>	<b>256</b>	<b>1 180</b>	<b>12</b>	<b>3</b>	<b>5</b>	<b>2</b>	<b>1</b>	<b>1</b>	—	—	—	—
<b>81</b>	<b>Other services (except public administration)</b> .....	<b>21</b>	<b>66</b>	<b>283</b>	<b>7</b>	<b>6</b>	<b>1</b>	—	—	—	—	—	—	—
<b>99</b>	<b>Unclassified establishments</b> .....	<b>(A)</b>	<b>(D)</b>	<b>(D)</b>	<b>1</b>	<b>1</b>	—	—	—	—	—	—	—	—
<b>DAVISS</b>														
	<b>Total</b> .....	<b>39 424</b>	<b>244 491</b>	<b>1 041 020</b>	<b>2 374</b>	<b>1 111</b>	<b>512</b>	<b>351</b>	<b>250</b>	<b>80</b>	<b>50</b>	<b>19</b>	—	<b>1</b>
<b>11</b>	<b>Forestry, fishing, hunting, and agriculture support</b> .....	<b>(A)</b>	<b>(D)</b>	<b>(D)</b>	<b>4</b>	<b>3</b>	<b>1</b>	—	—	—	—	—	—	—
<b>21</b>	<b>Mining</b> .....	<b>308</b>	<b>3 413</b>	<b>15 743</b>	<b>22</b>	<b>16</b>	<b>2</b>	<b>1</b>	<b>1</b>	<b>1</b>	<b>1</b>	—	—	—
212	Mining (except oil & gas) .....	(C)	(D)	(D)	7	4	1	—	—	1	1	—	—	—
2121	Coal mining .....	(C)	(D)	(D)	4	3	—	—	—	—	1	—	—	—
21211	Coal mining .....	(C)	(D)	(D)	4	3	—	—	—	—	1	—	—	—
<b>22</b>	<b>Utilities</b> .....	<b>210</b>	<b>2 802</b>	<b>13 859</b>	<b>9</b>	<b>3</b>	<b>2</b>	<b>1</b>	<b>1</b>	<b>2</b>	—	—	—	—
221	Utilities .....	210	2 802	13 859	9	3	2	1	1	2	—	—	—	—
2211	Elec pwr generation, transmsn & distribution ...	(C)	(D)	(D)	2	—	—	—	1	1	—	—	—	—
22112	Electric pwr transmsn, control & distribution ...	(C)	(D)	(D)	2	—	—	—	1	1	—	—	—	—
<b>23</b>	<b>Construction</b> .....	<b>3 291</b>	<b>21 091</b>	<b>109 769</b>	<b>270</b>	<b>147</b>	<b>51</b>	<b>39</b>	<b>19</b>	<b>10</b>	<b>3</b>	<b>1</b>	—	—
233	Building, developing & general contracting .....	965	6 141	25 633	87	48	19	11	4	4	1	—	—	—
2332	Residential building construction .....	(E)	(D)	(D)	65	44	14	5	1	1	—	—	—	—
23321	Single-family housing construction .....	311	1 810	7 987	63	42	14	5	1	1	—	—	—	—
233210	Single-family housing construction .....	311	1 810	7 987	63	42	14	5	1	1	—	—	—	—
2333	Nonresidential building construction .....	635	4 245	17 294	19	3	4	5	3	3	1	—	—	—
23332	Commercial & institutional bldg construction ..	546	3 626	14 921	14	2	2	4	3	2	1	—	—	—
233320	Commercial & institutional bldg construction ..	546	3 626	14 921	14	2	2	4	3	2	1	—	—	—
234	Heavy construction .....	307	2 270	9 993	16	7	1	3	3	2	—	—	—	—
2349	Other heavy construction .....	(E)	(D)	(D)	13	6	1	2	2	2	—	—	—	—
23492	Pwr, communication transmsn line construction .....	175	1 383	5 639	4	—	1	—	1	2	—	—	—	—
234920	Pwr, communication transmsn line construction .....	175	1 383	5 639	4	—	1	—	1	2	—	—	—	—
235	Special trade contractors .....	2 019	12 680	74 143	167	92	31	25	12	4	2	1	—	—
2351	Plumbing, heating & AC contractor .....	629	4 255	17 963	39	18	3	10	6	1	1	—	—	—
23511	Plumbing, heating & AC contractor .....	629	4 255	17 963	39	18	3	10	6	1	1	—	—	—
235110	Plumbing, heating & AC contractor .....	629	4 255	17 963	39	18	3	10	6	1	1	—	—	—
2352	Painting & wall covering contractors .....	249	1 420	5 452	13	7	3	1	1	—	1	—	—	—
23521	Painting & wall covering contractors .....	249	1 420	5 452	13	7	3	1	1	—	1	—	—	—
235210	Painting & wall covering contractors .....	249	1 420	5 452	13	7	3	1	1	—	1	—	—	—
2353	Electrical contractors .....	175	881	3 649	21	11	4	4	1	1	—	—	—	—
23531	Electrical contractors .....	175	881	3 649	21	11	4	4	1	1	—	—	—	—
235310	Electrical contractors .....	175	881	3 649	21	11	4	4	1	1	—	—	—	—
2354	Masonry, drywall, insulation, tile contractors ....	206	1 144	5 412	22	11	4	6	—	1	—	—	—	—
2356	Roofing, siding, & sheet metal contractors .....	118	660	3 093	16	11	3	1	—	1	—	—	—	—
23561	Roofing, siding, & sheet metal contractors .....	118	660	3 093	16	11	3	1	—	1	—	—	—	—
235610	Roofing, siding, & sheet metal contractors .....	118	660	3 093	16	11	3	1	—	1	—	—	—	—
2359	Other special trade contractors .....	532	3 800	36 022	33	20	7	2	3	—	—	1	—	—
23591	Structural steel erection contractors .....	(E)	(D)	(D)	5	2	1	—	1	—	—	1	—	—
<b>31-33</b>	<b>Manufacturing</b> .....	<b>6 891</b>	<b>64 781</b>	<b>261 199</b>	<b>110</b>	<b>26</b>	<b>17</b>	<b>16</b>	<b>17</b>	<b>10</b>	<b>14</b>	<b>10</b>	—	—
311	Food mfg .....	1 282	11 777	49 389	9	1	1	1	2	—	1	3	—	—
3112	Grain & oilseed milling .....	(C)	(D)	(D)	2	—	—	—	1	—	1	—	—	—
31122	Starch & vegetable fats & oils mfg .....	(C)	(D)	(D)	2	—	—	—	1	—	1	—	—	—
3114	Fruit & veg preserving & specialty food mfg ....	(E)	(D)	(D)	1	—	—	—	—	—	—	1	—	—
31142	Fruit & veg canning, pickling & drying .....	(E)	(D)	(D)	1	—	—	—	—	—	—	1	—	—
3116	Animal slaughtering & processing .....	(E)	(D)	(D)	1	—	—	—	—	—	—	1	—	—
31161	Animal slaughtering & processing .....	(E)	(D)	(D)	1	—	—	—	—	—	—	1	—	—
3118	Bakeries & tortilla mfg .....	(E)	(D)	(D)	3	1	—	1	—	—	—	1	—	—
31181	Bread & bakery product mfg .....	(E)	(D)	(D)	3	1	—	1	—	—	—	1	—	—
312	Beverage & tobacco product mfg .....	(F)	(D)	(D)	4	—	1	1	—	—	1	1	—	—
3121	Beverage mfg .....	(C)	(D)	(D)	3	—	1	1	—	—	1	—	—	—
31214	Distilleries .....	(C)	(D)	(D)	1	—	—	—	—	—	1	—	—	—
3122	Tobacco mfg .....	(E)	(D)	(D)	1	—	—	—	—	—	—	1	—	—
31222	Tobacco product mfg .....	(E)	(D)	(D)	1	—	—	—	—	—	—	1	—	—

See footnotes at end of table.

**Table 6. Counties—Employees, Payroll, and Establishments by Industry: 2001—Con.**

[Excludes most government employees, railroad employees, and self-employed persons. Size class 1 to 4 includes establishments with payroll, but no employees, during mid-March pay period. (D) denotes figures withheld to avoid disclosing data for individual companies; the data are included in broader industry totals. Detailed industries with 100 or more employees are shown if industry was not a (D). For explanation of terms, abbreviations, and data reliability/comparability, see introductory text]

NAICS code	Industry	Number of employees for week including March 12	Payroll (\$1,000)		Total number of establishments	Number of establishments by employment-size class								
			First quarter	Annual		1 to 4	5 to 9	10 to 19	20 to 49	50 to 99	100 to 249	250 to 499	500 to 999	1,000 or more
<b>DAVISS—Con.</b>														
<b>31-33 Manufacturing—Con.</b>														
322	Paper mfg .....	(G)	(D)	(D)	6	—	—	—	—	1	3	2	—	—
3221	Pulp, paper & paperboard mills .....	(F)	(D)	(D)	4	—	—	—	—	—	2	2	—	—
32211	Pulp mills .....	(E)	(D)	(D)	1	—	—	—	—	—	—	1	—	—
32212	Paper mills .....	(F)	(D)	(D)	2	—	—	—	—	—	1	1	—	—
32213	Paperboard mills .....	(C)	(D)	(D)	1	—	—	—	—	—	1	—	—	—
3222	Converted paper product mfg .....	(C)	(D)	(D)	2	—	—	—	—	1	1	—	—	—
32221	Paperboard container mfg .....	(C)	(D)	(D)	1	—	—	—	—	—	1	—	—	—
323	Printing & related support activities .....	161	867	3 574	9	1	3	1	4	—	—	—	—	—
3231	Printing & related support activities .....	161	867	3 574	9	1	3	1	4	—	—	—	—	—
32311	Printing .....	161	867	3 574	9	1	3	1	4	—	—	—	—	—
326	Plastics & rubber products mfg .....	920	7 446	30 866	9	—	1	2	—	2	3	1	—	—
3261	Plastics product mfg .....	(F)	(D)	(D)	8	—	1	1	—	2	3	1	—	—
32614	Polystyrene foam product mfg .....	(C)	(D)	(D)	1	—	—	—	—	—	1	—	—	—
32619	Other plastics product mfg .....	698	5 620	23 186	4	—	—	—	—	1	2	1	—	—
326199	All other plastics product mfg .....	698	5 620	23 186	4	—	—	—	—	1	2	1	—	—
327	Nonmetallic mineral product mfg .....	124	829	4 317	7	2	1	2	1	1	—	—	—	—
3273	Cement & concrete product mfg .....	(C)	(D)	(D)	5	—	1	2	1	1	—	—	—	—
331	Primary metal mfg .....	189	1 572	5 657	5	2	1	—	—	1	1	—	—	—
3315	Foundries .....	(C)	(D)	(D)	1	—	—	—	—	—	1	—	—	—
33152	Nonferrous metal foundries .....	(C)	(D)	(D)	1	—	—	—	—	—	1	—	—	—
332	Fabricated metal product mfg .....	1 354	10 565	41 109	23	6	2	2	7	2	3	1	—	—
3321	Forging & stamping .....	(F)	(D)	(D)	5	1	—	—	2	—	1	1	—	—
33211	Forging & stamping .....	(F)	(D)	(D)	5	1	—	—	2	—	1	1	—	—
3323	Architectural & structural metals mfg .....	(C)	(D)	(D)	4	2	1	—	—	1	—	—	—	—
3324	Boiler, tank & shipping container mfg .....	451	3 504	13 917	5	—	—	—	3	—	2	—	—	—
33241	Power boiler & heat exchanger mfg .....	(C)	(D)	(D)	1	—	—	—	—	—	1	—	—	—
33242	Metal tank (heavy gauge) mfg .....	(C)	(D)	(D)	4	—	—	—	3	—	1	—	—	—
334	Computer & electronic product mfg .....	(C)	(D)	(D)	4	1	—	—	1	1	1	—	—	—
3344	Semiconductor & oth electronic component mfg .....	(C)	(D)	(D)	1	—	—	—	—	—	1	—	—	—
33441	Semiconductor & oth electronic component mfg .....	(C)	(D)	(D)	1	—	—	—	—	—	1	—	—	—
3345	Nav, measuring, medical, control instruments mfg .....	(C)	(D)	(D)	2	—	—	—	1	1	—	—	—	—
33451	Nav, measuring, medical, control instruments mfg .....	(C)	(D)	(D)	2	—	—	—	1	1	—	—	—	—
335	Electrical equip, appliance & component mfg .....	(E)	(D)	(D)	2	—	1	—	—	—	—	1	—	—
3353	Electrical equipment mfg .....	(E)	(D)	(D)	2	—	1	—	—	—	—	1	—	—
33531	Electrical equipment mfg .....	(E)	(D)	(D)	2	—	1	—	—	—	—	1	—	—
337	Furniture & related product mfg .....	482	4 443	17 425	7	2	1	1	—	1	1	1	—	—
3372	Office furniture (including fixtures) mfg .....	(E)	(D)	(D)	2	—	—	—	—	—	1	1	—	—
33721	Office furniture (including fixtures) mfg .....	(E)	(D)	(D)	2	—	—	—	—	—	1	1	—	—
<b>42</b>	<b>Wholesale trade .....</b>	<b>1 435</b>	<b>10 211</b>	<b>42 203</b>	<b>124</b>	<b>44</b>	<b>39</b>	<b>18</b>	<b>20</b>	<b>3</b>	—	—	—	—
421	Wholesale trade, durable goods .....	677	4 856	20 394	71	26	25	11	8	1	—	—	—	—
4218	Machinery, equipment & supplies whsle .....	351	2 881	11 826	27	6	12	4	4	1	—	—	—	—
42182	Farm & garden machinery & equipment whsle .....	111	718	2 942	4	1	—	1	1	1	—	—	—	—
421820	Farm & garden machinery & equipment whsle .....	111	718	2 942	4	1	—	1	1	1	—	—	—	—
42184	Industrial supplies whsle .....	136	1 186	5 179	12	2	6	2	—	—	—	—	—	—
421840	Industrial supplies whsle .....	136	1 186	5 179	12	2	6	2	—	—	—	—	—	—
422	Wholesale trade, nondurable goods .....	758	5 355	21 809	53	18	14	7	12	2	—	—	—	—
4224	Grocery & related product whsle .....	182	1 500	6 501	5	—	—	2	2	1	—	—	—	—
42249	Other grocery & related products whsle .....	(C)	(D)	(D)	3	—	—	—	2	1	—	—	—	—
4225	Farm product raw material whsle .....	123	291	997	12	3	6	1	2	—	—	—	—	—
4227	Petroleum & petroleum products whsle .....	130	1 014	4 251	9	2	3	—	4	—	—	—	—	—
42271	Petroleum bulk stations & terminals .....	(C)	(D)	(D)	7	1	3	—	3	—	—	—	—	—
4229	Miscellaneous nondurable goods whsle .....	150	1 163	4 884	14	6	3	2	3	—	—	—	—	—
<b>44-45</b>	<b>Retail trade .....</b>	<b>6 148</b>	<b>26 048</b>	<b>109 680</b>	<b>453</b>	<b>169</b>	<b>137</b>	<b>85</b>	<b>40</b>	<b>14</b>	<b>6</b>	<b>2</b>	—	—
441	Motor vehicle & parts dealers .....	831	5 694	24 240	70	34	12	14	7	3	—	—	—	—
4411	Automobile dealers .....	528	3 896	16 700	32	16	4	3	6	3	—	—	—	—
44111	New car dealers .....	435	3 310	14 345	11	1	1	1	5	3	—	—	—	—
441110	New car dealers .....	435	3 310	14 345	11	1	1	1	5	3	—	—	—	—
4413	Automotive parts, accessories & tire stores .....	270	1 629	6 783	34	16	8	9	1	—	—	—	—	—
44131	Automotive parts, accessories & tire stores .....	157	912	3 696	21	11	7	2	1	—	—	—	—	—
441310	Automotive parts, accessories & tire stores .....	157	912	3 696	21	11	7	2	1	—	—	—	—	—
44132	Tire dealers .....	113	717	3 087	13	5	1	7	—	—	—	—	—	—
441320	Tire dealers .....	113	717	3 087	13	5	1	7	—	—	—	—	—	—
442	Furniture & home furnishing stores .....	146	697	2 962	21	8	6	6	1	—	—	—	—	—
443	Electronics & appliance stores .....	105	535	2 221	16	7	5	3	1	—	—	—	—	—
4431	Electronics & appliance stores .....	105	535	2 221	16	7	5	3	1	—	—	—	—	—

See footnotes at end of table.

**Table 6. Counties—Employees, Payroll, and Establishments by Industry: 2001—Con.**

[Excludes most government employees, railroad employees, and self-employed persons. Size class 1 to 4 includes establishments with payroll, but no employees, during mid-March pay period. (D) denotes figures withheld to avoid disclosing data for individual companies; the data are included in broader industry totals. Detailed industries with 100 or more employees are shown if industry was not a (D). For explanation of terms, abbreviations, and data reliability/comparability, see introductory text]

NAICS code	Industry	Number of employees for week including March 12	Payroll (\$1,000)		Total number of establishments	Number of establishments by employment-size class										
			First quarter	Annual		1 to 4	5 to 9	10 to 19	20 to 49	50 to 99	100 to 249	250 to 499	500 to 999	1,000 or more		
<b>44-45</b>	<b>DAVISS—Con.</b>															
	<b>Retail trade—Con.</b>															
444	Bldg material & garden equip & supp dealers	519	3 009	12 775	45	13	17	8	6	—	1	—	—	—	—	—
4441	Building material & supplies dealers	396	2 463	10 217	33	10	14	4	4	—	1	—	—	—	—	—
44411	Home centers (C)	(D)	(D)	(D)	2	1	—	—	—	—	1	—	—	—	—	—
44419	Other building material dealers	219	1 638	6 213	24	6	12	3	3	—	—	—	—	—	—	—
444190	Other building material dealers	219	1 638	6 213	24	6	12	3	3	—	—	—	—	—	—	—
4442	Lawn & garden equip & supplies stores	123	546	2 558	12	3	3	4	2	—	—	—	—	—	—	—
44422	Nursery & garden centers (C)	(D)	(D)	(D)	9	1	3	3	2	—	—	—	—	—	—	—
445	Food & beverage stores	1 090	3 388	14 238	45	16	11	4	7	5	2	—	—	—	—	—
4451	Grocery stores	936	2 810	11 753	23	5	4	2	5	5	2	—	—	—	—	—
44511	Grocery (except convenience) stores	917	2 768	11 575	17	1	2	2	5	5	2	—	—	—	—	—
445110	Grocery (except convenience) stores	917	2 768	11 575	17	1	2	2	5	5	2	—	—	—	—	—
4453	Beer, wine & liquor stores	112	417	1 786	14	7	4	1	2	—	—	—	—	—	—	—
44531	Beer, wine & liquor stores	112	417	1 786	14	7	4	1	2	—	—	—	—	—	—	—
445310	Beer, wine & liquor stores	112	417	1 786	14	7	4	1	2	—	—	—	—	—	—	—
446	Health & personal care stores	294	1 655	7 294	35	10	12	10	3	—	—	—	—	—	—	—
4461	Health & personal care stores	294	1 655	7 294	35	10	12	10	3	—	—	—	—	—	—	—
44611	Pharmacies & drug stores	231	1 477	6 467	22	4	6	10	2	—	—	—	—	—	—	—
446110	Pharmacies & drug stores	231	1 477	6 467	22	4	6	10	2	—	—	—	—	—	—	—
447	Gasoline stations	516	1 712	7 238	64	17	25	20	2	—	—	—	—	—	—	—
4471	Gasoline stations	516	1 712	7 238	64	17	25	20	2	—	—	—	—	—	—	—
44711	Gasoline stations with convenience stores	438	1 401	6 049	52	11	22	18	1	—	—	—	—	—	—	—
447110	Gasoline stations with convenience stores	438	1 401	6 049	52	11	22	18	1	—	—	—	—	—	—	—
448	Clothing & clothing accessories stores	401	1 033	4 376	49	16	23	6	4	—	—	—	—	—	—	—
4481	Clothing stores	235	558	2 527	25	8	10	4	3	—	—	—	—	—	—	—
44812	Women's clothing stores	103	210	920	12	4	4	3	1	—	—	—	—	—	—	—
448120	Women's clothing stores	103	210	920	12	4	4	3	1	—	—	—	—	—	—	—
44814	Family clothing stores	101	255	1 279	6	1	2	1	2	—	—	—	—	—	—	—
448140	Family clothing stores	101	255	1 279	6	1	2	1	2	—	—	—	—	—	—	—
451	Sporting goods, hobby, book & music stores	216	614	2 516	31	17	5	6	3	—	—	—	—	—	—	—
4511	Sporting goods, hobby, musical instrument stores	127	371	1 586	19	11	4	2	2	—	—	—	—	—	—	—
452	General merchandise stores	1 314	4 733	19 334	19	—	7	1	1	6	3	1	—	—	—	—
4521	Department stores	622	2 081	8 727	7	—	—	—	—	4	3	—	—	—	—	—
45211	Department stores	622	2 081	8 727	7	—	—	—	—	4	3	—	—	—	—	—
452110	Department stores	622	2 081	8 727	7	—	—	—	—	4	3	—	—	—	—	—
4529	Other general merchandise stores	692	2 652	10 607	12	—	7	1	1	2	—	1	—	—	—	—
45291	Warehouse clubs & superstores (E)	(D)	(D)	(D)	1	—	—	—	—	—	—	—	—	—	—	—
45299	All other general merchandise stores (C)	(D)	(D)	(D)	11	—	7	1	1	2	—	—	—	—	—	—
453	Miscellaneous store retailers	327	1 232	5 158	44	22	11	6	5	—	—	—	—	—	—	—
4531	Florists	100	241	972	9	3	4	—	2	—	—	—	—	—	—	—
45311	Florists	100	241	972	9	3	4	—	2	—	—	—	—	—	—	—
453110	Florists	100	241	972	9	3	4	—	2	—	—	—	—	—	—	—
4539	Other miscellaneous store retailers	106	572	2 503	15	8	2	4	1	—	—	—	—	—	—	—
454	Nonstore retailers	389	1 746	7 328	14	9	3	1	—	—	—	1	—	—	—	—
4542	Vending machine operators (E)	(D)	(D)	(D)	4	2	—	1	—	—	—	1	—	—	—	—
45421	Vending machine operators (E)	(D)	(D)	(D)	4	2	—	1	—	—	—	1	—	—	—	—
<b>48-49</b>	<b>Transportation &amp; warehousing</b>	<b>1 090</b>	<b>14 580</b>	<b>54 946</b>	<b>62</b>	<b>35</b>	<b>6</b>	<b>8</b>	<b>10</b>	<b>2</b>	<b>—</b>	<b>1</b>	<b>—</b>	<b>—</b>	<b>—</b>	<b>—</b>
484	Truck transportation	391	2 854	11 210	34	19	4	4	6	1	—	—	—	—	—	—
4841	General freight trucking	299	2 294	8 872	17	8	—	3	5	1	—	—	—	—	—	—
48412	General freight trucking, long-distance	253	2 068	8 096	13	5	—	3	4	1	—	—	—	—	—	—
486	Pipeline transportation (E)	(D)	(D)	(D)	5	2	—	2	—	—	—	1	—	—	—	—
4862	Pipeline transportation of natural gas (E)	(D)	(D)	(D)	4	1	—	2	—	—	—	1	—	—	—	—
48621	Pipeline transportation of natural gas (E)	(D)	(D)	(D)	4	1	—	2	—	—	—	1	—	—	—	—
<b>51</b>	<b>Information</b>	<b>543</b>	<b>4 209</b>	<b>15 032</b>	<b>27</b>	<b>14</b>	<b>2</b>	<b>2</b>	<b>6</b>	<b>2</b>	<b>1</b>	<b>—</b>	<b>—</b>	<b>—</b>	<b>—</b>	<b>—</b>
513	Broadcasting & telecommunications	476	3 909	14 218	16	6	1	1	5	2	1	—	—	—	—	—
5132	Cable networks & program distribution (C)	(D)	(D)	(D)	2	—	—	—	—	1	1	—	—	—	—	—
51322	Cable & other program distribution (C)	(D)	(D)	(D)	2	—	—	—	—	1	1	—	—	—	—	—
5133	Telecommunications	207	1 729	7 378	11	6	1	1	2	1	—	—	—	—	—	—
51331	Wired telecommunications carriers (C)	(D)	(D)	(D)	4	1	—	—	2	1	—	—	—	—	—	—
<b>52</b>	<b>Finance &amp; insurance</b>	<b>1 539</b>	<b>12 466</b>	<b>45 885</b>	<b>159</b>	<b>88</b>	<b>37</b>	<b>21</b>	<b>9</b>	<b>3</b>	<b>—</b>	<b>1</b>	<b>—</b>	<b>—</b>	<b>—</b>	<b>—</b>
522	Credit intermediation & related activities	1 190	8 852	32 002	85	33	27	15	6	3	—	1	—	—	—	—
5221	Depository credit intermediation	682	4 852	17 589	57	11	24	14	5	3	—	—	—	—	—	—
52211	Commercial banking	594	4 385	15 666	44	5	21	10	5	3	—	—	—	—	—	—
522110	Commercial banking	594	4 385	15 666	44	5	21	10	5	3	—	—	—	—	—	—
5222	Nondepository credit intermediation	498	3 931	14 000	21	15	3	1	1	—	—	1	—	—	—	—
52229	Other nondepository credit intermediation (E)	(D)	(D)	(D)	20	14	3	1	1	—	—	1	—	—	—	—
524	Insurance carriers & related activities	279	2 204	8 733	51	34	10	4	3	—	—	—	—	—	—	—
5242	Agencies & other insurance related activities	192	1 332	5 394	42	30	8	2	2	—	—	—	—	—	—	—
52421	Insurance agencies & brokerages	173	1 196	4 841	38	27	8	1	2	—	—	—	—	—	—	—
524210	Insurance agencies & brokerages	173	1 196	4 841	38	27	8	1	2	—	—	—	—	—	—	—

See footnotes at end of table.



**Table 6. Counties—Employees, Payroll, and Establishments by Industry: 2001—Con.**

[Excludes most government employees, railroad employees, and self-employed persons. Size class 1 to 4 includes establishments with payroll, but no employees, during mid-March pay period. (D) denotes figures withheld to avoid disclosing data for individual companies; the data are included in broader industry totals. Detailed industries with 100 or more employees are shown if industry was not a (D). For explanation of terms, abbreviations, and data reliability/comparability, see introductory text]

NAICS code	Industry	Number of employees for week including March 12	Payroll (\$1,000)		Total number of establishments	Number of establishments by employment-size class								
			First quarter	Annual		1 to 4	5 to 9	10 to 19	20 to 49	50 to 99	100 to 249	250 to 499	500 to 999	1,000 or more
<b>DAVISS—Con.</b>														
<b>53</b>	<b>Real estate &amp; rental &amp; leasing</b>	<b>546</b>	<b>2 543</b>	<b>10 518</b>	<b>78</b>	<b>46</b>	<b>23</b>	<b>6</b>	<b>1</b>	<b>1</b>	<b>1</b>			
531	Real estate	363	1 915	7 660	55	38	12	3	1		1			
5311	Lessors of real estate	117	533	2 421	32	25	6		1					
5313	Activities related to real estate	214	1 256	4 594	14	7	5	1			1			
53131	Real estate property managers	191	1 087	4 044	7	2	3	1			1			
532	Rental & leasing services	183	628	2 858	23	8	11	3		1				
5322	Consumer goods rental	154	495	2 267	15	2	9	3		1				
<b>54</b>	<b>Professional, scientific &amp; technical services</b>	<b>1 311</b>	<b>8 640</b>	<b>38 198</b>	<b>163</b>	<b>112</b>	<b>22</b>	<b>16</b>	<b>12</b>			<b>1</b>		
541	Professional, scientific & technical services	1 311	8 640	38 198	163	112	22	16	12			1		
5411	Legal services	224	1 760	8 538	58	45	6	6	1					
54111	Offices of lawyers	195	1 612	7 799	55	44	6	4	1					
541110	Offices of lawyers	195	1 612	7 799	55	44	6	4	1					
5412	Accounting, tax prep, bookkeep, payroll services	211	1 380	5 692	27	19	3	1	4					
54121	Accounting, tax prep, bookkeep, payroll services	211	1 380	5 692	27	19	3	1	4					
541211	Offices of certified public accountants	125	972	3 826	10	4	3		3					
5413	Architectural, engineering & related services	186	1 741	7 192	21	10	4	3	4					
54133	Engineering services	127	1 251	4 771	13	7	1	2	3					
541330	Engineering services	127	1 251	4 771	13	7	1	2	3					
5416	Management, sci & tech consulting services	482	2 683	11 700	20	16	1	1	1			1		
54161	Management consulting services	476	2 639	11 373	14	10	1	1	1			1		
541611	Admin & gen management consulting services	457	2 288	10 563	6	3		1	1			1		
5419	Oth professional, scientific, technical services	117	523	2 470	12	4	4	2	2					
<b>55</b>	<b>Management of companies &amp; enterprises</b>	<b>457</b>	<b>4 248</b>	<b>14 601</b>	<b>13</b>	<b>3</b>	<b>4</b>	<b>1</b>	<b>3</b>	<b>1</b>		<b>1</b>		
551	Management of companies & enterprises	457	4 248	14 601	13	3	4	1	3	1		1		
5511	Management of companies & enterprises	457	4 248	14 601	13	3	4	1	3	1		1		
55111	Management of companies & enterprises	457	4 248	14 601	13	3	4	1	3	1		1		
<b>56</b>	<b>Admin, support, waste mgt, remediation services</b>	<b>1 545</b>	<b>4 566</b>	<b>20 745</b>	<b>92</b>	<b>46</b>	<b>15</b>	<b>15</b>	<b>8</b>	<b>4</b>	<b>4</b>			
561	Administrative & support services	1 493	4 094	18 927	85	41	15	14	7	4	4			
5613	Employment services	613	1 585	7 621	10	4			2	1	3			
56132	Temporary help services	(F)	(D)	(D)	6	1			1	1	3			
5616	Investigation & security services	214	753	2 949	6	3	1	1			1			
56161	Investigation, guard & armored car services	(C)	(D)	(D)	5	3		1			1			
5617	Services to buildings & dwellings	418	1 007	5 076	44	25	7	6	4	2				
56172	Janitorial services	249	567	2 459	13	6	1	2	2	2				
561720	Janitorial services	249	567	2 459	13	6	1	2	2	2				
56173	Landscaping services	125	264	1 770	25	16	5	3	1					
561730	Landscaping services	125	264	1 770	25	16	5	3	1					
<b>61</b>	<b>Educational services</b>	<b>1 314</b>	<b>5 035</b>	<b>21 264</b>	<b>38</b>	<b>16</b>	<b>4</b>	<b>7</b>	<b>4</b>	<b>2</b>	<b>4</b>	<b>1</b>		
611	Educational services	1 314	5 035	21 264	38	16	4	7	4	2	4	1		
6111	Elementary & secondary schools	633	2 281	9 463	21	8	1	5	4	1	2			
61111	Elementary & secondary schools	633	2 281	9 463	21	8	1	5	4	1	2			
611110	Elementary & secondary schools	633	2 281	9 463	21	8	1	5	4	1	2			
6112	Junior colleges	(C)	(D)	(D)	2						1			
61121	Junior colleges	(C)	(D)	(D)	2						1			
6113	Colleges, universities & professional schools	(E)	(D)	(D)	2						1	1		
61131	Colleges, universities & professional schools	(E)	(D)	(D)	2						1	1		
<b>62</b>	<b>Health care and social assistance</b>	<b>6 507</b>	<b>40 594</b>	<b>185 251</b>	<b>250</b>	<b>97</b>	<b>61</b>	<b>44</b>	<b>29</b>	<b>8</b>	<b>10</b>			<b>1</b>
621	Ambulatory health care services	1 570	15 972	78 946	176	80	49	30	14	2	1			
6211	Offices of physicians	784	10 970	56 586	83	38	20	15	8	2				
62111	Offices of physicians	784	10 970	56 586	83	38	20	15	8	2				
6212	Offices of dentists	264	1 542	7 081	47	19	21	7						
62121	Offices of dentists	264	1 542	7 081	47	19	21	7						
621210	Offices of dentists	264	1 542	7 081	47	19	21	7						
6213	Offices of other health practitioners	156	1 287	6 176	27	17	5	4	1					
6214	Outpatient care centers	(C)	(D)	(D)	8	4	1		2		1			
62142	Outpatient mental health, substance abuse ctrs	(C)	(D)	(D)	2		1				1			
622	Hospitals	(H)	(D)	(D)	2						1			1
6221	General medical & surgical hospitals	(H)	(D)	(D)	2						1			1
62211	General medical & surgical hospitals	(H)	(D)	(D)	2						1			1
623	Nursing & residential care facilities	1 354	5 888	23 860	18			3	6	2	7			
6231	Nursing care facilities	776	3 565	14 195	6						6			
62311	Nursing care facilities	776	3 565	14 195	6						6			
623110	Nursing care facilities	776	3 565	14 195	6						6			
6232	Residential mental retardation, health facil	378	1 746	7 103	5				3	1	1			
62321	Residential mental retardation facilities	(E)	(D)	(D)	2					1	1			
6233	Community care facilities for the elderly	(C)	(D)	(D)	6			3	2	1				
62331	Community care facilities for the elderly	(C)	(D)	(D)	6			3	2	1				

See footnotes at end of table.

**Table 6. Counties—Employees, Payroll, and Establishments by Industry: 2001—Con.**

[Excludes most government employees, railroad employees, and self-employed persons. Size class 1 to 4 includes establishments with payroll, but no employees, during mid-March pay period. (D) denotes figures withheld to avoid disclosing data for individual companies; the data are included in broader industry totals. Detailed industries with 100 or more employees are shown if industry was not a (D). For explanation of terms, abbreviations, and data reliability/comparability, see introductory text]

NAICS code	Industry	Number of employees for week including March 12	Payroll (\$1,000)		Total number of establishments	Number of establishments by employment-size class								
			First quarter	Annual		1 to 4	5 to 9	10 to 19	20 to 49	50 to 99	100 to 249	250 to 499	500 to 999	1,000 or more
<b>DAVIESS—Con.</b>														
<b>62 Health care and social assistance—Con.</b>														
624	Social assistance .....	(F)	(D)	(D)	54	17	12	11	9	4	1	-	-	-
6241	Individual & family services .....	(C)	(D)	(D)	17	6	5	3	2	1	-	-	-	-
62412	Services for elderly & disabled persons .....	153	908	3 205	5	-	-	3	1	1	-	-	-	-
624120	Services for elderly & disabled persons .....	153	908	3 205	5	-	-	3	1	1	-	-	-	-
6243	Vocational rehabilitation services .....	(C)	(D)	(D)	3	1	-	-	-	1	1	-	-	-
62431	Vocational rehabilitation services .....	(C)	(D)	(D)	3	1	-	-	-	1	1	-	-	-
6244	Child day care services .....	416	864	3 649	27	7	5	7	6	2	-	-	-	-
62441	Child day care services .....	416	864	3 649	27	7	5	7	6	2	-	-	-	-
624410	Child day care services .....	416	864	3 649	27	7	5	7	6	2	-	-	-	-
<b>71</b>	<b>Arts, entertainment &amp; recreation .....</b>	<b>365</b>	<b>1 210</b>	<b>5 404</b>	<b>35</b>	<b>19</b>	<b>7</b>	<b>5</b>	<b>2</b>	<b>2</b>	-	-	-	-
713	Amusement, gambling & recreation industries .....	272	698	3 116	25	12	6	4	2	1	-	-	-	-
7139	Other amusement & recreation industries .....	(E)	(D)	(D)	23	11	5	4	2	1	-	-	-	-
71391	Golf courses & country clubs .....	139	377	1 931	5	2	-	1	1	1	-	-	-	-
713910	Golf courses & country clubs .....	139	377	1 931	5	2	-	1	1	1	-	-	-	-
<b>72</b>	<b>Accommodation &amp; food services .....</b>	<b>3 711</b>	<b>8 583</b>	<b>37 358</b>	<b>155</b>	<b>34</b>	<b>24</b>	<b>29</b>	<b>51</b>	<b>13</b>	<b>3</b>	<b>1</b>	-	-
721	Accommodation .....	631	1 444	6 876	18	4	-	4	9	-	-	1	-	-
7211	Traveler accommodation .....	631	1 444	6 876	18	4	-	4	9	-	-	1	-	-
72111	Hotels (exc casino hotels) & motels .....	631	1 444	6 876	18	4	-	4	9	-	-	1	-	-
721110	Hotels (exc casino hotels) & motels .....	631	1 444	6 876	18	4	-	4	9	-	-	1	-	-
722	Food services & drinking places .....	3 080	7 139	30 482	137	30	24	25	42	13	3	-	-	-
7221	Full-service restaurants .....	1 369	3 457	15 369	54	16	8	9	12	6	3	-	-	-
72211	Full-service restaurants .....	1 369	3 457	15 369	54	16	8	9	12	6	3	-	-	-
722110	Full-service restaurants .....	1 369	3 457	15 369	54	16	8	9	12	6	3	-	-	-
7222	Limited-service eating places .....	1 597	3 428	14 274	70	10	10	15	28	7	-	-	-	-
72221	Limited-service eating places .....	1 597	3 428	14 274	70	10	10	15	28	7	-	-	-	-
722211	Limited-service restaurants .....	1 568	3 360	13 986	66	9	9	13	28	7	-	-	-	-
<b>81</b>	<b>Other services (except public administration) .....</b>	<b>1 956</b>	<b>7 720</b>	<b>30 318</b>	<b>280</b>	<b>167</b>	<b>58</b>	<b>36</b>	<b>15</b>	<b>2</b>	<b>2</b>	-	-	-
811	Repair & maintenance .....	429	2 356	9 999	78	51	16	6	5	-	-	-	-	-
8111	Automotive repair & maintenance .....	303	1 590	6 418	52	33	11	4	4	-	-	-	-	-
81111	Automotive mechanical & electrical R&M .....	144	760	3 165	35	24	9	1	1	-	-	-	-	-
811111	General automotive repair .....	107	579	2 368	23	15	6	1	1	-	-	-	-	-
811112	Automotive body, paint, interior & glass repair .....	104	676	2 588	12	7	1	3	1	-	-	-	-	-
812	Personal & laundry services .....	493	2 437	8 063	60	34	11	12	1	1	1	-	-	-
8121	Personal care services .....	133	441	1 820	30	20	4	6	-	-	-	-	-	-
81211	Hair, nail & skin care services .....	104	378	1 475	22	14	4	4	-	-	-	-	-	-
8123	Drycleaning & laundry services .....	287	1 524	4 237	18	8	3	5	-	1	1	-	-	-
81233	Linen & uniform supply .....	(C)	(D)	(D)	3	-	-	1	-	1	1	-	-	-
813	Religious, grantmaking, civic, prof & like organizations .....	1 034	2 927	12 256	142	82	31	18	9	1	1	-	-	-
8131	Religious organizations .....	688	1 858	7 760	95	48	27	12	7	1	-	-	-	-
81311	Religious organizations .....	688	1 858	7 760	95	48	27	12	7	1	-	-	-	-
813110	Religious organizations .....	688	1 858	7 760	95	48	27	12	7	1	-	-	-	-
8134	Civic & social organizations .....	234	575	2 495	18	11	2	2	2	-	1	-	-	-
81341	Civic & social organizations .....	234	575	2 495	18	11	2	2	2	-	1	-	-	-
813410	Civic & social organizations .....	234	575	2 495	18	11	2	2	2	-	1	-	-	-
<b>95</b>	<b>Auxiliaries (exc corporate, subsidiary &amp; regional mgt) .....</b>	<b>232</b>	<b>1 683</b>	<b>8 413</b>	<b>7</b>	<b>3</b>	-	<b>1</b>	<b>2</b>	-	<b>1</b>	-	-	-
<b>99</b>	<b>Unclassified establishments .....</b>	<b>(A)</b>	<b>(D)</b>	<b>(D)</b>	<b>23</b>	<b>23</b>	-	-	-	-	-	-	-	-
<b>EDMONSON</b>														
	<b>Total .....</b>	<b>782</b>	<b>3 180</b>	<b>14 227</b>	<b>107</b>	<b>64</b>	<b>22</b>	<b>12</b>	<b>8</b>	-	<b>1</b>	-	-	-
<b>23</b>	<b>Construction .....</b>	<b>127</b>	<b>555</b>	<b>2 220</b>	<b>20</b>	<b>14</b>	<b>2</b>	<b>2</b>	<b>2</b>	-	-	-	-	-
235	Special trade contractors .....	112	502	1 906	14	10	-	2	2	-	-	-	-	-
<b>31-33</b>	<b>Manufacturing .....</b>	<b>16</b>	<b>38</b>	<b>143</b>	<b>3</b>	<b>1</b>	<b>2</b>	-	-	-	-	-	-	-
<b>42</b>	<b>Wholesale trade .....</b>	<b>(A)</b>	<b>(D)</b>	<b>(D)</b>	<b>1</b>	-	<b>1</b>	-	-	-	-	-	-	-
<b>44-45</b>	<b>Retail trade .....</b>	<b>129</b>	<b>401</b>	<b>1 741</b>	<b>22</b>	<b>11</b>	<b>8</b>	<b>2</b>	<b>1</b>	-	-	-	-	-
<b>48-49</b>	<b>Transportation &amp; warehousing .....</b>	<b>(B)</b>	<b>(D)</b>	<b>(D)</b>	<b>7</b>	<b>6</b>	-	-	<b>1</b>	-	-	-	-	-
<b>51</b>	<b>Information .....</b>	<b>(A)</b>	<b>(D)</b>	<b>(D)</b>	<b>4</b>	<b>4</b>	-	-	-	-	-	-	-	-
<b>52</b>	<b>Finance &amp; insurance .....</b>	<b>60</b>	<b>341</b>	<b>1 486</b>	<b>6</b>	<b>4</b>	-	<b>1</b>	<b>1</b>	-	-	-	-	-
<b>54</b>	<b>Professional, scientific &amp; technical services .....</b>	<b>14</b>	<b>55</b>	<b>246</b>	<b>4</b>	<b>3</b>	-	<b>1</b>	-	-	-	-	-	-
<b>55</b>	<b>Management of companies &amp; enterprises .....</b>	<b>(A)</b>	<b>(D)</b>	<b>(D)</b>	<b>2</b>	<b>1</b>	<b>1</b>	-	-	-	-	-	-	-
<b>56</b>	<b>Admin, support, waste mgt, remediation services .....</b>	<b>(A)</b>	<b>(D)</b>	<b>(D)</b>	<b>2</b>	<b>1</b>	<b>1</b>	-	-	-	-	-	-	-
<b>61</b>	<b>Educational services .....</b>	<b>(A)</b>	<b>(D)</b>	<b>(D)</b>	<b>2</b>	<b>1</b>	<b>1</b>	-	-	-	-	-	-	-
<b>62</b>	<b>Health care and social assistance .....</b>	<b>235</b>	<b>1 043</b>	<b>4 546</b>	<b>14</b>	<b>6</b>	<b>3</b>	<b>3</b>	<b>1</b>	-	<b>1</b>	-	-	-
623	Nursing & residential care facilities .....	(C)	(D)	(D)	1	-	-	-	-	-	1	-	-	-
6231	Nursing care facilities .....	(C)	(D)	(D)	1	-	-	-	-	-	1	-	-	-
62311	Nursing care facilities .....	(C)	(D)	(D)	1	-	-	-	-	-	1	-	-	-
<b>71</b>	<b>Arts, entertainment &amp; recreation .....</b>	<b>(A)</b>	<b>(D)</b>	<b>(D)</b>	<b>1</b>	<b>1</b>	-	-	-	-	-	-	-	-

See footnotes at end of table.

**Table 6. Counties—Employees, Payroll, and Establishments by Industry: 2001—Con.**

[Excludes most government employees, railroad employees, and self-employed persons. Size class 1 to 4 includes establishments with payroll, but no employees, during mid-March pay period. (D) denotes figures withheld to avoid disclosing data for individual companies; the data are included in broader industry totals. Detailed industries with 100 or more employees are shown if industry was not a (D). For explanation of terms, abbreviations, and data reliability/comparability, see introductory text]

NAICS code	Industry	Number of employees for week including March 12	Payroll (\$1,000)		Total number of establishments	Number of establishments by employment-size class								
			First quarter	Annual		1 to 4	5 to 9	10 to 19	20 to 49	50 to 99	100 to 249	250 to 499	500 to 999	1,000 or more
<b>EDMONSON—Con.</b>														
72	Accommodation & food services .....	98	293	1 938	11	5	2	2	2	—	—	—	—	—
81	Other services (except public administration) .....	29	231	744	7	5	1	1	—	—	—	—	—	—
95	Auxiliaries (exc corporate, subsidiary & regional mgt) .....	(A)	(D)	(D)	1	1	—	—	—	—	—	—	—	—
<b>ELLIOTT</b>														
	Total .....	394	1 416	6 442	57	39	8	6	3	1	—	—	—	—
11	Forestry, fishing, hunting, and agriculture support .....	(A)	(D)	(D)	1	1	—	—	—	—	—	—	—	—
23	Construction .....	15	19	248	5	4	—	1	—	—	—	—	—	—
31-33	Manufacturing .....	(B)	(D)	(D)	2	1	—	—	1	—	—	—	—	—
44-45	Retail trade .....	64	191	795	17	12	3	2	—	—	—	—	—	—
48-49	Transportation & warehousing .....	24	113	630	9	7	2	—	—	—	—	—	—	—
52	Finance & insurance .....	(B)	(D)	(D)	2	1	—	—	1	—	—	—	—	—
53	Real estate & rental & leasing .....	(A)	(D)	(D)	1	1	—	—	—	—	—	—	—	—
54	Professional, scientific & technical services .....	(A)	(D)	(D)	2	1	1	—	—	—	—	—	—	—
55	Management of companies & enterprises .....	(A)	(D)	(D)	1	1	—	—	—	—	—	—	—	—
62	Health care and social assistance .....	104	408	1 950	7	4	—	2	—	1	—	—	—	—
72	Accommodation & food services .....	56	105	442	4	2	—	1	1	—	—	—	—	—
81	Other services (except public administration) .....	22	76	337	6	4	2	—	—	—	—	—	—	—
<b>ESTILL</b>														
	Total .....	1 946	7 911	33 827	227	134	48	27	13	1	4	—	—	—
11	Forestry, fishing, hunting, and agriculture support .....	(A)	(D)	(D)	4	3	1	—	—	—	—	—	—	—
21	Mining .....	(A)	(D)	(D)	1	1	—	—	—	—	—	—	—	—
23	Construction .....	90	259	1 698	23	16	4	3	—	—	—	—	—	—
31-33	Manufacturing .....	288	1 196	5 107	8	5	—	—	1	1	1	—	—	—
315	Apparel manufacturing .....	(C)	(D)	(D)	1	—	—	—	—	—	1	—	—	—
3152	Cut & sew apparel mfg .....	(C)	(D)	(D)	1	—	—	—	—	—	1	—	—	—
31522	Men's, boys' cut & sew apparel mfg .....	(C)	(D)	(D)	1	—	—	—	—	—	1	—	—	—
42	Wholesale trade .....	214	967	4 041	7	4	—	2	—	—	1	—	—	—
422	Wholesale trade, nondurable goods .....	(C)	(D)	(D)	2	—	—	1	—	—	1	—	—	—
4227	Petroleum & petroleum products whsle .....	(C)	(D)	(D)	2	—	—	1	—	—	1	—	—	—
42271	Petroleum bulk stations & terminals .....	(C)	(D)	(D)	2	—	—	1	—	—	1	—	—	—
44-45	Retail trade .....	409	1 423	6 161	57	30	13	9	5	—	—	—	—	—
445	Food & beverage stores .....	122	349	1 551	9	3	2	1	3	—	—	—	—	—
4451	Grocery stores .....	122	349	1 551	9	3	2	1	3	—	—	—	—	—
48-49	Transportation & warehousing .....	(B)	(D)	(D)	5	3	1	1	—	—	—	—	—	—
51	Information .....	62	284	1 187	9	4	2	3	—	—	—	—	—	—
52	Finance & insurance .....	96	490	2 141	12	5	5	1	1	—	—	—	—	—
53	Real estate & rental & leasing .....	14	53	239	5	4	1	—	—	—	—	—	—	—
54	Professional, scientific & technical services .....	32	102	285	13	11	2	—	—	—	—	—	—	—
55	Management of companies & enterprises .....	(B)	(D)	(D)	1	—	—	—	1	—	—	—	—	—
56	Admin, support, waste mgt, remediation services .....	46	369	1 754	6	3	1	1	1	—	—	—	—	—
61	Educational services .....	(A)	(D)	(D)	1	1	—	—	—	—	—	—	—	—
62	Health care and social assistance .....	313	1 785	7 019	25	12	10	1	—	—	2	—	—	—
622	Hospitals .....	(C)	(D)	(D)	1	—	—	—	—	—	1	—	—	—
6221	General medical & surgical hospitals .....	(C)	(D)	(D)	1	—	—	—	—	—	1	—	—	—
62211	General medical & surgical hospitals .....	(C)	(D)	(D)	1	—	—	—	—	—	1	—	—	—
623	Nursing & residential care facilities .....	(C)	(D)	(D)	1	—	—	—	—	—	1	—	—	—
6231	Nursing care facilities .....	(C)	(D)	(D)	1	—	—	—	—	—	1	—	—	—
62311	Nursing care facilities .....	(C)	(D)	(D)	1	—	—	—	—	—	1	—	—	—
71	Arts, entertainment & recreation .....	(A)	(D)	(D)	3	2	1	—	—	—	—	—	—	—
72	Accommodation & food services .....	222	381	1 670	17	3	5	5	4	—	—	—	—	—
722	Food services & drinking places .....	(C)	(D)	(D)	16	3	4	5	4	—	—	—	—	—
7222	Limited-service eating places .....	137	250	1 098	9	2	2	2	3	—	—	—	—	—
72221	Limited-service eating places .....	137	250	1 098	9	2	2	2	3	—	—	—	—	—
81	Other services (except public administration) .....	76	237	1 017	29	26	2	1	—	—	—	—	—	—
99	Unclassified establishments .....	(A)	(D)	(D)	1	1	—	—	—	—	—	—	—	—

See footnotes at end of table.

**Table 6. Counties—Employees, Payroll, and Establishments by Industry: 2001—Con.**

[Excludes most government employees, railroad employees, and self-employed persons. Size class 1 to 4 includes establishments with payroll, but no employees, during mid-March pay period. (D) denotes figures withheld to avoid disclosing data for individual companies; the data are included in broader industry totals. Detailed industries with 100 or more employees are shown if industry was not a (D). For explanation of terms, abbreviations, and data reliability/comparability, see introductory text]

NAICS code	Industry	Number of employees for week including March 12	Payroll (\$1,000)		Total number of establishments	Number of establishments by employment-size class								
			First quarter	Annual		1 to 4	5 to 9	10 to 19	20 to 49	50 to 99	100 to 249	250 to 499	500 to 999	1,000 or more
<b>FAYETTE</b>														
	<b>Total</b> .....	<b>147 715</b>	<b>1 072 066</b>	<b>4 520 021</b>	<b>7 869</b>	<b>3 697</b>	<b>1 618</b>	<b>1 135</b>	<b>881</b>	<b>305</b>	<b>173</b>	<b>38</b>	<b>14</b>	<b>8</b>
<b>11</b>	<b>Forestry, fishing, hunting, and agriculture support</b> .....	(E)	(D)	(D)	<b>35</b>	<b>22</b>	<b>3</b>	<b>2</b>	<b>5</b>	<b>2</b>	<b>1</b>	—	—	—
115	Agriculture & forestry support activities .....	(E)	(D)	(D)	34	21	3	2	5	2	1	—	—	—
1152	Animal production support activities .....	427	2 506	10 940	31	19	3	1	5	2	1	—	—	—
11521	Animal production support activities .....	427	2 506	10 940	31	19	3	1	5	2	1	—	—	—
115210	Animal production support activities .....	427	2 506	10 940	31	19	3	1	5	2	1	—	—	—
<b>21</b>	<b>Mining</b> .....	<b>233</b>	<b>2 337</b>	<b>10 930</b>	<b>21</b>	<b>9</b>	<b>4</b>	<b>5</b>	<b>2</b>	<b>1</b>	—	—	—	—
212	Mining (except oil & gas) .....	133	1 225	6 017	9	4	1	2	1	1	—	—	—	—
2123	Nonmetallic mineral mining & quarrying .....	(C)	(D)	(D)	7	3	1	1	1	1	—	—	—	—
21231	Stone mining & quarrying .....	(C)	(D)	(D)	6	3	—	1	1	1	—	—	—	—
<b>22</b>	<b>Utilities</b> .....	<b>629</b>	<b>12 991</b>	<b>37 296</b>	<b>16</b>	<b>7</b>	<b>1</b>	<b>2</b>	<b>2</b>	<b>1</b>	<b>3</b>	—	—	—
221	Utilities .....	629	12 991	37 296	16	7	1	2	2	1	3	—	—	—
2211	Elec pwr generation, transmsn & distribution ...	(E)	(D)	(D)	13	6	1	2	2	1	1	—	—	—
22112	Electric pwr transmsn, control & distribution ..	(E)	(D)	(D)	13	6	1	2	2	1	1	—	—	—
2212	Natural gas distribution .....	(C)	(D)	(D)	1	—	—	—	—	—	1	—	—	—
22121	Natural gas distribution .....	(C)	(D)	(D)	1	—	—	—	—	—	1	—	—	—
2213	Water, sewage & other systems .....	(C)	(D)	(D)	2	1	—	—	—	—	1	—	—	—
22131	Water supply & irrigation systems .....	(C)	(D)	(D)	1	—	—	—	—	—	1	—	—	—
<b>23</b>	<b>Construction</b> .....	<b>9 619</b>	<b>74 429</b>	<b>349 563</b>	<b>658</b>	<b>327</b>	<b>123</b>	<b>102</b>	<b>60</b>	<b>30</b>	<b>13</b>	<b>3</b>	—	—
233	Building, developing & general contracting .....	2 347	18 485	88 701	202	116	32	25	20	5	3	1	—	—
2332	Residential building construction .....	818	5 023	23 968	125	85	22	8	8	1	1	—	—	—
23321	Single-family housing construction .....	752	4 668	21 880	116	80	20	8	6	1	1	—	—	—
233210	Single-family housing construction .....	752	4 668	21 880	116	80	20	8	6	1	1	—	—	—
2333	Nonresidential building construction .....	1 500	13 234	63 756	66	21	9	17	12	4	2	1	—	—
23331	Mfg & industrial building construction .....	(E)	(D)	(D)	2	1	—	—	—	—	1	—	—	—
23332	Commercial & institutional bldg construction ..	(G)	(D)	(D)	64	20	9	17	12	4	2	—	—	—
234	Heavy construction .....	1 647	13 913	82 133	41	15	7	5	5	6	1	2	—	—
2341	Highway, street, bridge & tunnel construction ...	1 297	10 745	68 274	18	2	2	5	2	5	—	2	—	—
23411	Highway & street construction .....	1 139	9 189	60 593	15	2	2	4	2	3	—	2	—	—
234110	Highway & street construction .....	1 139	9 189	60 593	15	2	2	4	2	3	—	2	—	—
23412	Bridge & tunnel construction .....	158	1 556	7 681	3	—	—	1	—	2	—	—	—	—
234120	Bridge & tunnel construction .....	158	1 556	7 681	3	—	—	1	—	2	—	—	—	—
2349	Other heavy construction .....	350	3 168	13 859	23	13	5	—	3	1	1	—	—	—
23499	All other heavy construction .....	261	2 504	10 033	12	6	3	—	1	1	1	—	—	—
234990	All other heavy construction .....	261	2 504	10 033	12	6	3	—	1	1	1	—	—	—
235	Special trade contractors .....	5 625	42 031	178 729	415	196	84	72	35	19	9	—	—	—
2351	Plumbing, heating & AC contractor .....	1 482	11 430	47 885	104	43	20	21	11	8	1	—	—	—
23511	Plumbing, heating & AC contractor .....	1 482	11 430	47 885	104	43	20	21	11	8	1	—	—	—
235110	Plumbing, heating & AC contractor .....	1 482	11 430	47 885	104	43	20	21	11	8	1	—	—	—
2352	Painting & wall covering contractors .....	242	1 495	5 859	38	21	9	5	3	—	—	—	—	—
23521	Painting & wall covering contractors .....	242	1 495	5 859	38	21	9	5	3	—	—	—	—	—
235210	Painting & wall covering contractors .....	242	1 495	5 859	38	21	9	5	3	—	—	—	—	—
2353	Electrical contractors .....	1 527	12 650	52 246	74	33	13	13	7	4	4	—	—	—
23531	Electrical contractors .....	1 527	12 650	52 246	74	33	13	13	7	4	4	—	—	—
235310	Electrical contractors .....	1 527	12 650	52 246	74	33	13	13	7	4	4	—	—	—
2354	Masonry, drywall, insulation, tile contractors ...	853	5 743	27 284	53	27	9	9	2	3	3	—	—	—
23541	Masonry & stone contractors .....	151	748	4 242	23	14	6	2	—	1	—	—	—	—
235410	Masonry & stone contractors .....	151	748	4 242	23	14	6	2	—	1	—	—	—	—
23542	Drywall, acoustical & insulation contractors ...	661	4 405	21 276	24	9	3	5	2	2	3	—	—	—
235420	Drywall, acoustical & insulation contractors ...	661	4 405	21 276	24	9	3	5	2	2	3	—	—	—
2355	Carpentry & floor contractors .....	136	800	3 683	29	17	9	2	1	—	—	—	—	—
23551	Carpentry contractors .....	117	685	3 215	22	12	7	2	1	—	—	—	—	—
235510	Carpentry contractors .....	117	685	3 215	22	12	7	2	1	—	—	—	—	—
2356	Roofing, siding, & sheet metal contractors .....	449	2 810	12 922	29	13	5	6	2	3	—	—	—	—
23561	Roofing, siding, & sheet metal contractors ...	449	2 810	12 922	29	13	5	6	2	3	—	—	—	—
235610	Roofing, siding, & sheet metal contractors ...	449	2 810	12 922	29	13	5	6	2	3	—	—	—	—
2357	Concrete contractors .....	146	740	3 394	23	11	6	5	1	—	—	—	—	—
23571	Concrete contractors .....	146	740	3 394	23	11	6	5	1	—	—	—	—	—
235710	Concrete contractors .....	146	740	3 394	23	11	6	5	1	—	—	—	—	—
2359	Other special trade contractors .....	790	6 363	25 456	65	31	13	11	8	1	1	—	—	—
23593	Excavation contractors .....	109	843	4 049	11	7	2	—	2	—	—	—	—	—
235930	Excavation contractors .....	109	843	4 049	11	7	2	—	2	—	—	—	—	—
23595	Bldg equip & oth mach installation contractor ...	296	2 981	11 296	7	2	—	1	2	1	1	—	—	—
235950	Bldg equip & oth mach installation contractor ...	296	2 981	11 296	7	2	—	1	2	1	1	—	—	—
23599	All other special trade contractors .....	236	1 472	5 892	34	18	8	6	2	—	—	—	—	—
235990	All other special trade contractors .....	236	1 472	5 892	34	18	8	6	2	—	—	—	—	—
<b>31-33</b>	<b>Manufacturing</b> .....	<b>16 402</b>	<b>188 845</b>	<b>789 811</b>	<b>271</b>	<b>92</b>	<b>49</b>	<b>31</b>	<b>45</b>	<b>24</b>	<b>22</b>	<b>4</b>	<b>2</b>	<b>2</b>
311	Food mfg .....	253	2 450	9 940	10	3	4	1	1	—	1	—	—	—
3119	Other food mfg .....	(C)	(D)	(D)	2	—	1	—	—	—	1	—	—	—
31191	Snack food mfg .....	(C)	(D)	(D)	1	—	—	—	—	—	1	—	—	—
312	Beverage & tobacco product mfg .....	469	3 494	14 182	7	3	—	—	1	1	—	1	—	—
3121	Beverage mfg .....	(E)	(D)	(D)	3	1	—	—	1	—	—	1	—	—
31211	Soft drink & ice mfg .....	(E)	(D)	(D)	2	—	—	—	1	—	—	1	—	—
321	Wood product mfg .....	196	909	3 693	7	2	1	1	2	—	1	—	—	—
3219	Other wood product mfg .....	(C)	(D)	(D)	3	1	1	—	—	—	1	—	—	—
32192	Wood container & pallet mfg .....	(C)	(D)	(D)	1	—	—	—	—	—	1	—	—	—

See footnotes at end of table.

**Table 6. Counties—Employees, Payroll, and Establishments by Industry: 2001—Con.**

[Excludes most government employees, railroad employees, and self-employed persons. Size class 1 to 4 includes establishments with payroll, but no employees, during mid-March pay period. (D) denotes figures withheld to avoid disclosing data for individual companies; the data are included in broader industry totals. Detailed industries with 100 or more employees are shown if industry was not a (D). For explanation of terms, abbreviations, and data reliability/comparability, see introductory text]

NAICS code	Industry	Number of employees for week including March 12	Payroll (\$1,000)		Total number of establishments	Number of establishments by employment-size class								
			First quarter	Annual		1 to 4	5 to 9	10 to 19	20 to 49	50 to 99	100 to 249	250 to 499	500 to 999	1,000 or more
<b>FAYETTE—Con.</b>														
<b>31-33 Manufacturing—Con.</b>														
322	Paper mfg .....	540	4 913	18 720	4	—	—	—	2	—	1	1	—	—
3222	Converted paper product mfg .....	540	4 913	18 720	4	—	—	—	2	—	1	1	—	—
32221	Paperboard container mfg .....	540	4 913	18 720	4	—	—	—	2	—	1	1	—	—
323	Printing & related support activities .....	1 073	7 279	28 686	54	19	13	7	10	3	2	—	—	—
3231	Printing & related support activities .....	1 073	7 279	28 686	54	19	13	7	10	3	2	—	—	—
32311	Printing .....	939	5 755	22 543	48	17	11	7	9	3	1	—	—	—
323110	Commercial lithographic printing .....	265	2 231	8 560	21	8	6	4	2	1	—	—	—	—
323113	Commercial screen printing .....	122	830	3 197	6	1	1	1	2	1	—	—	—	—
323114	Quick printing .....	161	1 145	4 812	9	3	3	1	1	1	—	—	—	—
32312	Printing support activities .....	134	1 524	6 143	6	2	2	—	1	—	1	—	—	—
323122	Prepress services .....	134	1 524	6 143	6	2	2	—	1	—	1	—	—	—
325	Chemical mfg .....	150	978	4 184	11	5	3	—	2	1	—	—	—	—
326	Plastics & rubber products mfg .....	631	4 161	17 883	12	1	1	1	4	3	2	—	—	—
3261	Plastics product mfg .....	(F)	(D)	(D)	10	1	1	—	4	2	2	—	—	—
32619	Other plastics product mfg .....	457	2 694	11 918	7	—	1	—	3	1	2	—	—	—
327	Nonmetallic mineral product mfg .....	983	8 356	33 321	15	1	3	2	4	1	4	—	—	—
3271	Clay product & refractory mfg .....	(C)	(D)	(D)	2	1	—	—	—	—	1	—	—	—
32711	Pottery, ceramics & plumbing fixture mfg .....	(C)	(D)	(D)	2	1	—	—	—	—	1	—	—	—
3272	Glass & glass product mfg .....	(C)	(D)	(D)	1	—	—	—	—	—	1	—	—	—
32721	Glass & glass product mfg .....	(C)	(D)	(D)	1	—	—	—	—	—	1	—	—	—
3273	Cement & concrete product mfg .....	455	3 937	15 769	8	—	2	1	3	1	1	—	—	—
32732	Ready-mix concrete mfg .....	102	732	3 177	4	—	1	—	3	—	—	—	—	—
327320	Ready-mix concrete mfg .....	102	732	3 177	4	—	1	—	3	—	—	—	—	—
32733	Concrete pipe, brick & block mfg .....	(C)	(D)	(D)	2	—	1	—	—	1	—	—	—	—
32739	Other concrete product mfg .....	(E)	(D)	(D)	2	—	—	1	—	—	1	—	—	—
3279	Other nonmetallic mineral product mfg .....	(C)	(D)	(D)	4	—	1	1	1	—	1	—	—	—
32799	All other nonmetallic mineral product mfg .....	(C)	(D)	(D)	4	—	1	1	1	—	1	—	—	—
332	Fabricated metal product mfg .....	1 635	13 852	56 086	41	13	5	5	7	6	4	1	—	—
3323	Architectural & structural metals mfg .....	700	5 106	21 878	16	4	—	4	3	2	3	—	—	—
33231	Plate work & fabricated structural prod mfg .....	303	2 041	7 678	7	2	—	1	2	1	1	—	—	—
33232	Ornamental & architectural metal prod mfg .....	397	3 065	14 200	9	2	—	3	1	1	2	—	—	—
3325	Hardware mfg .....	(C)	(D)	(D)	2	—	—	—	1	—	1	—	—	—
33251	Hardware mfg .....	(C)	(D)	(D)	2	—	—	—	1	—	1	—	—	—
3327	Mach shops, turn prod, screw, nut, bolt mfg .....	209	1 562	6 199	10	3	3	1	1	2	—	—	—	—
33271	Machine shops .....	(C)	(D)	(D)	8	3	3	—	1	1	—	—	—	—
3328	Coating, engrave, heat treating & oth activity .....	(C)	(D)	(D)	4	1	1	—	1	1	—	—	—	—
33281	Coating, engrave, heat treating & oth activity .....	(C)	(D)	(D)	4	1	1	—	1	1	—	—	—	—
3329	Other fabricated metal product mfg .....	(E)	(D)	(D)	5	2	1	—	1	—	1	—	—	—
33291	Metal valve mfg .....	(E)	(D)	(D)	2	—	—	—	1	—	1	—	—	—
333	Machinery mfg .....	2 583	25 186	106 112	23	4	3	6	6	1	1	—	1	1
3331	Ag, construction & mining machinery mfg .....	(F)	(D)	(D)	3	—	—	1	—	1	—	—	1	—
33312	Construction machinery mfg .....	(F)	(D)	(D)	1	—	—	—	—	—	—	—	1	—
3334	HVAC & commercial refrigeration equipment mfg .....	(G)	(D)	(D)	2	1	—	—	—	—	—	—	—	1
33341	HVAC & commercial refrigeration equipment mfg .....	(G)	(D)	(D)	2	1	—	—	—	—	—	—	—	1
3335	Metalworking machinery mfg .....	170	1 542	6 512	11	1	2	5	3	—	—	—	—	—
33351	Metalworking machinery mfg .....	170	1 542	6 512	11	1	2	5	3	—	—	—	—	—
3339	Other general purpose machinery mfg .....	301	4 096	15 407	5	1	1	—	2	—	1	—	—	—
33392	Material handling equipment mfg .....	(C)	(D)	(D)	2	1	—	—	—	—	1	—	—	—
334	Computer & electronic product mfg .....	(I)	(D)	(D)	12	2	1	—	3	3	2	—	—	1
3341	Computer & peripheral equipment mfg .....	(H)	(D)	(D)	2	—	—	—	1	—	—	—	—	1
33411	Computer & peripheral equipment mfg .....	(H)	(D)	(D)	2	—	—	—	1	—	—	—	—	1
3342	Communications equipment mfg .....	(C)	(D)	(D)	2	—	—	—	—	2	—	—	—	—
33422	Radio, TV broadcast & wireless comm equip mfg .....	(C)	(D)	(D)	2	—	—	—	—	2	—	—	—	—
3344	Semiconductor & oth electronic component mfg .....	(E)	(D)	(D)	4	—	1	—	1	—	2	—	—	—
33441	Semiconductor & oth electronic component mfg .....	(E)	(D)	(D)	4	—	1	—	1	—	2	—	—	—
335	Electrical equip, appliance & component mfg .....	(G)	(D)	(D)	7	4	1	—	—	—	—	1	1	—
3351	Electric lighting equipment mfg .....	(E)	(D)	(D)	1	—	—	—	—	—	—	1	—	—
33511	Electric lamp bulb & part mfg .....	(E)	(D)	(D)	1	—	—	—	—	—	—	1	—	—
3353	Electrical equipment mfg .....	(F)	(D)	(D)	5	3	1	—	—	—	—	—	1	—
33531	Electrical equipment mfg .....	(F)	(D)	(D)	5	3	1	—	—	—	—	—	1	—
336	Transportation equipment mfg .....	585	5 134	18 424	8	2	1	—	—	2	3	—	—	—
3363	Motor vehicle parts mfg .....	(F)	(D)	(D)	5	—	—	—	—	2	3	—	—	—
33637	Motor vehicle metal stamping .....	(E)	(D)	(D)	2	—	—	—	—	—	2	—	—	—
33639	Other motor vehicle parts mfg .....	(C)	(D)	(D)	1	—	—	—	—	—	1	—	—	—
337	Furniture & related product mfg .....	208	1 279	6 128	12	4	3	2	1	2	—	—	—	—
3372	Office furniture (including fixtures) mfg .....	155	961	4 904	4	—	—	1	1	2	—	—	—	—
33721	Office furniture (including fixtures) mfg .....	155	961	4 904	4	—	—	1	1	2	—	—	—	—
339	Miscellaneous mfg .....	450	3 207	12 467	33	21	4	5	1	1	1	—	—	—
3399	Other miscellaneous mfg .....	368	2 650	10 123	16	8	2	3	1	1	1	—	—	—
33992	Sporting & athletic goods mfg .....	109	493	1 136	4	1	1	1	—	1	—	—	—	—
339920	Sporting & athletic goods mfg .....	109	493	1 136	4	1	1	1	—	1	—	—	—	—
33999	All other misc mfg .....	(C)	(D)	(D)	5	3	—	1	—	—	1	—	—	—

See footnotes at end of table.

**Table 6. Counties—Employees, Payroll, and Establishments by Industry: 2001—Con.**

[Excludes most government employees, railroad employees, and self-employed persons. Size class 1 to 4 includes establishments with payroll, but no employees, during mid-March pay period. (D) denotes figures withheld to avoid disclosing data for individual companies; the data are included in broader industry totals. Detailed industries with 100 or more employees are shown if industry was not a (D). For explanation of terms, abbreviations, and data reliability/comparability, see introductory text]

NAICS code	Industry	Number of employees for week including March 12	Payroll (\$1,000)		Total number of establishments	Number of establishments by employment-size class								
			First quarter	Annual		1 to 4	5 to 9	10 to 19	20 to 49	50 to 99	100 to 249	250 to 499	500 to 999	1,000 or more
<b>FAYETTE—Con.</b>														
<b>42</b>	<b>Wholesale trade</b>	<b>6 562</b>	<b>58 455</b>	<b>229 807</b>	<b>459</b>	<b>202</b>	<b>101</b>	<b>83</b>	<b>45</b>	<b>19</b>	<b>7</b>	<b>2</b>		
421	Wholesale trade, durable goods	3 907	36 217	147 114	310	135	70	57	33	12	2	1		
4211	Motor vehicle, motor vehicle pt & supply whsle	626	4 323	17 292	28	7	8	4	7	1	1			
42111	Automobile & other motor vehicle whsle	291	1 728	6 660	6	2			3		1			
421110	Automobile & other motor vehicle whsle	291	1 728	6 660	6	2			3		1			
42112	Motor vehicle supplies & new parts whsle	186	1 343	5 272	14	3	6	2	3					
421120	Motor vehicle supplies & new parts whsle	186	1 343	5 272	14	3	6	2	3					
42113	Tire & tube whsle	(C)	(D)		6	2	1	1	1		1			
4212	Furniture & home furnishing whsle	139	1 063	4 555	16	7	6	2	1					
4213	Lumber & other construction materials whsle	200	1 731	7 395	15	6	2	5		2				
4214	Professional & commercial equip & supp whsle	771	8 305	33 889	58	26	13	10	8			1		
42142	Office equipment whsle	250	2 241	9 133	16	4	2	6	4					
421420	Office equipment whsle	250	2 241	9 133	16	4	2	6	4					
42143	Computer & peripheral equip & software whsle	335	4 601	18 334	16	10	3		2			1		
421430	Computer & peripheral equip & software whsle	335	4 601	18 334	16	10	3		2			1		
42144	Other commercial equipment whsle	107	848	3 508	10	3	3	2	2					
421440	Other commercial equipment whsle	107	848	3 508	10	3	3	2	2					
4215	Metal & mineral (except petroleum) whsle	122	1 209	5 743	21	14	4	1	2					
42151	Metal service centers & offices whsle	105	914	4 275	14	8	3	1	2					
421510	Metal service centers & offices whsle	105	914	4 275	14	8	3	1	2					
4216	Electrical goods whsle	435	4 522	18 411	44	18	11	11	2	2				
42161	Elec equip, wiring supp, const material whsle	(C)	(D)	(D)	17	5	5	5	1	1				
42169	Other electronic parts & equipment whsle	225	2 696	10 390	25	12	6	5	1	1				
421690	Other electronic parts & equipment whsle	225	2 696	10 390	25	12	6	5	1	1				
4217	Hardware, plumb & heating equip & sup whsle	454	4 515	17 947	31	13	7	5	3	2	1			
42171	Hardware whsle	122	951	3 986	8	2	2	2	1	1				
421710	Hardware whsle	122	951	3 986	8	2	2	2	1	1				
42173	Warm air heating & AC equip & supplies whsle	267	2 929	11 053	15	7	4	1	1	1	1			
421730	Warm air heating & AC equip & supplies whsle	267	2 929	11 053	15	7	4	1	1	1	1			
4218	Machinery, equipment & supplies whsle	883	8 612	34 601	68	28	13	16	7	4				
42181	Const & mining (exc petroleum) equip whsle	353	3 944	15 876	11	3	1	2	2	3				
421810	Const & mining (exc petroleum) equip whsle	353	3 944	15 876	11	3	1	2	2	3				
42183	Industrial machinery & equipment whsle	226	2 148	8 333	23	9	5	7	2					
421830	Industrial machinery & equipment whsle	226	2 148	8 333	23	9	5	7	2					
42184	Industrial supplies whsle	208	1 794	7 283	16	3	4	6	2	1				
421840	Industrial supplies whsle	208	1 794	7 283	16	3	4	6	2	1				
4219	Miscellaneous durable goods whsle	277	1 907	7 281	29	16	6	3	3	1				
42193	Recyclable material whsle	177	1 116	4 147	11	3	3	2	2	1				
421930	Recyclable material whsle	177	1 116	4 147	11	3	3	2	2	1				
422	Wholesale trade, nondurable goods	2 655	22 238	82 693	149	67	31	26	12	7	5	1		
4221	Paper & paper product whsle	163	1 461	5 778	14	4	6	2	1	1				
4222	Drugs & druggists' sundries whsle	173	1 255	5 127	7	3		2		2				
42221	Drugs & druggists' sundries whsle	173	1 255	5 127	7	3		2		2				
422210	Drugs & druggists' sundries whsle	173	1 255	5 127	7	3		2		2				
4224	Grocery & related product whsle	746	5 750	25 977	25	9	2	7	4	1	1			
42241	General line grocery whsle	(E)	(D)	(D)	3	2					1			
42247	Meat & meat product whsle	121	1 127	4 941	3			1	1					
422470	Meat & meat product whsle	121	1 127	4 941	3			1	1					
42249	Other grocery & related products whsle	229	2 136	7 550	10	4	2	2	1		1			
422490	Other grocery & related products whsle	229	2 136	7 550	10	4	2	2	1		1			
4225	Farm product raw material whsle	242	2 537	7 511	30	16	7	5	1	1				
42259	Other farm product raw material whsle	158	2 070	5 830	25	14	5	5	1					
422590	Other farm product raw material whsle	158	2 070	5 830	25	14	5	5	1					
4226	Chemical & allied products whsle	277	3 466	9 634	18	11	2	1	2	2				
42269	Other chemical & allied products whsle	262	2 965	8 274	15	9	1	1	2	2				
422690	Other chemical & allied products whsle	262	2 965	8 274	15	9	1	1	2	2				
4228	Beer, wine, distilled alcoholic beverage whsle	173	1 531	6 107	4			2	1		1			
42281	Beer & ale whsle	(C)	(D)	(D)	1						1			
4229	Miscellaneous nondurable goods whsle	752	5 242	17 960	32	14	10	3	2		3			
42292	Book, periodical & newspaper whsle	570	4 169	13 104	7	4					3			
422920	Book, periodical & newspaper whsle	570	4 169	13 104	7	4					3			
<b>44-45</b>	<b>Retail trade</b>	<b>21 522</b>	<b>101 768</b>	<b>420 775</b>	<b>1 230</b>	<b>469</b>	<b>336</b>	<b>220</b>	<b>130</b>	<b>37</b>	<b>25</b>	<b>11</b>	<b>2</b>	
441	Motor vehicle & parts dealers	2 575	20 572	89 027	117	28	29	26	20	8	6			
4411	Automobile dealers	1 657	14 876	64 451	48	14	7	5	10	7	5			
44111	New car dealers	1 575	14 272	61 964	30	3	1	5	9	7	5			
441110	New car dealers	1 575	14 272	61 964	30	3	1	5	9	7	5			
4412	Other motor vehicle dealers	165	913	4 136	12	2	5	2	3					
4413	Automotive parts, accessories & tire stores	753	4 783	20 440	57	12	17	19	7	1	1			
44131	Automotive parts, accessories & tire stores	556	3 519	15 282	43	12	11	15	3	1	1			
441310	Automotive parts, accessories & tire stores	556	3 519	15 282	43	12	11	15	3	1	1			
44132	Tire dealers	197	1 264	5 158	14		6	4	4					
441320	Tire dealers	197	1 264	5 158	14		6	4	4					
442	Furniture & home furnishing stores	1 005	5 130	21 586	96	40	29	12	14		1			
4421	Furniture stores	381	2 535	10 114	36	13	10	8	5					
44211	Furniture stores	381	2 535	10 114	36	13	10	8	5					
442110	Furniture stores	381	2 535	10 114	36	13	10	8	5					
4422	Home furnishings stores	624	2 595	11 472	60	27	19	4	9		1			
44221	Floor covering stores	188	1 260	5 507	25	11	8	3	3					
442210	Floor covering stores	188	1 260	5 507	25	11	8	3	3					
44229	Other home furnishings stores	436	1 335	5 965	35	16	11	1	6		1			
442290	All other home furnishings stores	423	1 290	5 790	31	13	10	1	6		1			

See footnotes at end of table.

**Table 6. Counties—Employees, Payroll, and Establishments by Industry: 2001—Con.**

[Excludes most government employees, railroad employees, and self-employed persons. Size class 1 to 4 includes establishments with payroll, but no employees, during mid-March pay period. (D) denotes figures withheld to avoid disclosing data for individual companies; the data are included in broader industry totals. Detailed industries with 100 or more employees are shown if industry was not a (D). For explanation of terms, abbreviations, and data reliability/comparability, see introductory text]

NAICS code	Industry	Number of employees for week including March 12	Payroll (\$1,000)		Total number of establishments	Number of establishments by employment-size class								
			First quarter	Annual		1 to 4	5 to 9	10 to 19	20 to 49	50 to 99	100 to 249	250 to 499	500 to 999	1,000 or more
<b>FAYETTE—Con.</b>														
<b>44-45 Retail trade—Con.</b>														
443	Electronics & appliance stores	640	3 531	14 707	49	24	11	8	2	3	1	—	—	—
4431	Electronics & appliance stores	640	3 531	14 707	49	24	11	8	2	3	1	—	—	—
44311	Appliance, TV & all other electronics stores	474	2 349	9 627	31	15	6	6	1	2	1	—	—	—
443112	Radio, television & other electronics stores	384	1 763	7 330	24	11	6	4	1	1	1	—	—	—
44312	Computer & software stores	(C)	(D)	(D)	17	9	4	2	1	1	—	—	—	—
444	Bldg material & garden equip & supp dealers	1 678	11 459	47 328	97	28	30	16	15	5	3	—	—	—
4441	Building material & supplies dealers	1 456	10 391	41 894	80	22	25	12	14	4	3	—	—	—
44411	Home centers	469	2 537	10 885	6	—	2	—	1	—	3	—	—	—
444110	Home centers	469	2 537	10 885	6	—	2	—	1	—	3	—	—	—
44413	Hardware stores	109	316	1 486	12	4	3	4	1	—	—	—	—	—
444130	Hardware stores	109	316	1 486	12	4	3	4	1	—	—	—	—	—
44419	Other building material dealers	800	7 027	27 502	49	12	14	8	11	4	—	—	—	—
444190	Other building material dealers	800	7 027	27 502	49	12	14	8	11	4	—	—	—	—
4442	Lawn & garden equip & supplies stores	222	1 068	5 434	17	6	5	4	1	1	—	—	—	—
44422	Nursery & garden centers	(C)	(D)	(D)	15	5	5	4	—	1	—	—	—	—
445	Food & beverage stores	3 525	11 138	45 781	131	65	24	13	13	5	8	3	—	—
4451	Grocery stores	3 059	9 460	37 919	84	44	12	6	7	4	8	3	—	—
44511	Grocery (except convenience) stores	2 990	9 236	37 039	63	29	8	4	7	4	8	3	—	—
445110	Grocery (except convenience) stores	2 990	9 236	37 039	63	29	8	4	7	4	8	3	—	—
4452	Specialty food stores	185	834	3 694	17	6	4	3	4	—	—	—	—	—
44529	Other specialty food stores	(C)	(D)	(D)	13	5	4	1	3	—	—	—	—	—
4453	Beer, wine & liquor stores	281	844	4 168	30	15	8	4	2	1	—	—	—	—
44531	Beer, wine & liquor stores	281	844	4 168	30	15	8	4	2	1	—	—	—	—
445310	Beer, wine & liquor stores	281	844	4 168	30	15	8	4	2	1	—	—	—	—
446	Health & personal care stores	1 165	5 423	24 092	101	44	18	22	13	4	—	—	—	—
4461	Health & personal care stores	1 165	5 423	24 092	101	44	18	22	13	4	—	—	—	—
44611	Pharmacies & drug stores	642	3 278	14 814	40	9	7	13	9	2	—	—	—	—
446110	Pharmacies & drug stores	642	3 278	14 814	40	9	7	13	9	2	—	—	—	—
44612	Cosmetics, beauty supplies & perfume stores	146	270	1 157	13	5	3	2	3	—	—	—	—	—
446120	Cosmetics, beauty supplies & perfume stores	146	270	1 157	13	5	3	2	3	—	—	—	—	—
44613	Optical goods stores	138	648	2 675	19	10	3	5	1	—	—	—	—	—
446130	Optical goods stores	138	648	2 675	19	10	3	5	1	—	—	—	—	—
44619	Other health & personal care stores	239	1 227	5 446	29	20	5	2	—	2	—	—	—	—
446191	Food (health) supplement stores	126	310	1 397	11	5	4	1	—	1	—	—	—	—
446199	All other health & personal care stores	113	917	4 049	18	15	1	1	—	—	—	—	—	—
447	Gasoline stations	706	2 763	10 740	94	23	42	29	—	—	—	—	—	—
4471	Gasoline stations	706	2 763	10 740	94	23	42	29	—	—	—	—	—	—
44711	Gasoline stations with convenience stores	562	2 180	8 584	66	12	27	27	—	—	—	—	—	—
447110	Gasoline stations with convenience stores	562	2 180	8 584	66	12	27	27	—	—	—	—	—	—
44719	Other gasoline stations	144	583	2 156	28	11	15	2	—	—	—	—	—	—
447190	Other gasoline stations	144	583	2 156	28	11	15	2	—	—	—	—	—	—
448	Clothing & clothing accessories stores	2 131	7 177	28 374	199	61	70	42	22	4	—	—	—	—
4481	Clothing stores	1 522	4 578	18 353	118	32	37	28	17	4	—	—	—	—
44811	Men's clothing stores	114	468	2 010	13	—	10	2	1	—	—	—	—	—
448110	Men's clothing stores	114	468	2 010	13	—	10	2	1	—	—	—	—	—
44812	Women's clothing stores	484	1 292	5 209	49	15	14	16	3	1	—	—	—	—
448120	Women's clothing stores	484	1 292	5 209	49	15	14	16	3	1	—	—	—	—
44814	Family clothing stores	664	1 984	7 747	27	5	4	6	9	3	—	—	—	—
448140	Family clothing stores	664	1 984	7 747	27	5	4	6	9	3	—	—	—	—
44819	Other clothing stores	142	447	1 898	16	7	6	—	3	—	—	—	—	—
448190	Other clothing stores	142	447	1 898	16	7	6	—	3	—	—	—	—	—
4482	Shoe stores	315	1 040	4 318	35	15	11	4	5	—	—	—	—	—
44821	Shoe stores	315	1 040	4 318	35	15	11	4	5	—	—	—	—	—
448210	Shoe stores	315	1 040	4 318	35	15	11	4	5	—	—	—	—	—
4483	Jewelry, luggage & leather goods stores	294	1 559	5 703	46	14	22	10	—	—	—	—	—	—
44831	Jewelry stores	(E)	(D)	(D)	43	14	21	8	—	—	—	—	—	—
451	Sporting goods, hobby, book & music stores	1 054	3 910	17 030	101	47	22	17	11	4	—	—	—	—
4511	Sporting goods, hobby, musical instrument stores	553	2 379	9 233	61	30	14	9	7	1	—	—	—	—
45111	Sporting goods stores	239	1 058	4 164	29	17	7	2	2	1	—	—	—	—
451110	Sporting goods stores	239	1 058	4 164	29	17	7	2	2	1	—	—	—	—
45112	Hobby, toy & game stores	148	454	1 988	9	1	4	1	3	—	—	—	—	—
451120	Hobby, toy & game stores	148	454	1 988	9	1	4	1	3	—	—	—	—	—
4512	Book, periodical & music stores	501	1 531	7 797	40	17	8	8	4	3	—	—	—	—
45121	Book stores & news dealers	411	1 261	6 658	25	11	3	4	4	3	—	—	—	—
452	General merchandise stores	4 995	18 831	77 120	41	3	13	3	3	4	6	8	1	—
4521	Department stores	3 168	12 229	50 646	15	—	—	—	—	4	5	5	1	—
45211	Department stores	3 168	12 229	50 646	15	—	—	—	—	4	5	5	1	—
452110	Department stores	3 168	12 229	50 646	15	—	—	—	—	4	5	5	1	—
4529	Other general merchandise stores	1 827	6 602	26 474	26	3	13	3	3	—	1	3	—	—
45291	Warehouse clubs & superstores	(G)	(D)	(D)	4	—	—	—	—	—	1	3	—	—
45299	All other general merchandise stores	(E)	(D)	(D)	22	3	13	3	3	—	—	—	—	—
453	Miscellaneous store retailers	1 036	3 633	15 479	149	72	41	24	12	—	—	—	—	—
4531	Florists	139	470	2 042	24	10	10	4	—	—	—	—	—	—
45311	Florists	139	470	2 042	24	10	10	4	—	—	—	—	—	—
453110	Florists	139	470	2 042	24	10	10	4	—	—	—	—	—	—
4532	Office supplies, stationery & gift stores	535	1 908	7 700	57	20	16	12	9	—	—	—	—	—
45321	Office supplies & stationery stores	212	1 083	4 261	10	1	1	1	7	—	—	—	—	—
453210	Office supplies & stationery stores	212	1 083	4 261	10	1	1	1	7	—	—	—	—	—
45322	Gift, novelty & souvenir stores	323	825	3 439	47	19	15	11	2	—	—	—	—	—
453220	Gift, novelty & souvenir stores	323	825	3 439	47	19	15	11	2	—	—	—	—	—

See footnotes at end of table.

**Table 6. Counties—Employees, Payroll, and Establishments by Industry: 2001—Con.**

[Excludes most government employees, railroad employees, and self-employed persons. Size class 1 to 4 includes establishments with payroll, but no employees, during mid-March pay period. (D) denotes figures withheld to avoid disclosing data for individual companies; the data are included in broader industry totals. Detailed industries with 100 or more employees are shown if industry was not a (D). For explanation of terms, abbreviations, and data reliability/comparability, see introductory text]

NAICS code	Industry	Number of employees for week including March 12	Payroll (\$1,000)		Total number of establishments	Number of establishments by employment-size class									
			First quarter	Annual		1 to 4	5 to 9	10 to 19	20 to 49	50 to 99	100 to 249	250 to 499	500 to 999	1,000 or more	
<b>FAYETTE—Con.</b>															
<b>44-45</b>	<b>Retail trade—Con.</b>														
	Miscellaneous store retailers—Con.														
453	Used merchandise stores	114	319	1 460	24	15	5	3	1	—	—	—	—	—	
45331	Used merchandise stores	114	319	1 460	24	15	5	3	1	—	—	—	—	—	
453310	Used merchandise stores	114	319	1 460	24	15	5	3	1	—	—	—	—	—	
4539	Other miscellaneous store retailers	248	936	4 277	44	27	10	5	2	—	—	—	—	—	
45399	All other miscellaneous store retailers	107	480	2 148	25	16	6	3	—	—	—	—	—	—	
454	Nonstore retailers	1 012	8 201	29 511	55	34	7	8	5	—	—	—	1	—	
4541	Electronic shopping & mail-order houses	736	6 366	21 933	14	6	3	3	1	—	—	—	1	—	
45411	Electronic shopping & mail-order houses	736	6 366	21 933	14	6	3	3	1	—	—	—	1	—	
454110	Electronic shopping & mail-order houses	736	6 366	21 933	14	6	3	3	1	—	—	—	1	—	
4542	Vending machine operators	133	694	3 204	14	8	1	3	2	—	—	—	—	—	
45421	Vending machine operators	133	694	3 204	14	8	1	3	2	—	—	—	—	—	
454210	Vending machine operators	133	694	3 204	14	8	1	3	2	—	—	—	—	—	
4543	Direct selling establishments	143	1 141	4 374	27	20	3	2	2	—	—	—	—	—	
45439	Other direct selling establishments	(C)	(D)	(D)	25	19	2	2	2	—	—	—	—	—	
<b>48-49</b>	<b>Transportation &amp; warehousing</b>	<b>3 045</b>	<b>23 527</b>	<b>97 095</b>	<b>152</b>	<b>63</b>	<b>28</b>	<b>24</b>	<b>21</b>	<b>11</b>	<b>4</b>	<b>1</b>	—	—	
481	Air transportation	(E)	(D)	(D)	13	4	4	3	1	—	1	—	—	—	
4811	Scheduled air transportation	(E)	(D)	(D)	8	2	1	3	1	—	1	—	—	—	
48111	Scheduled air transportation	(E)	(D)	(D)	8	2	1	3	1	—	1	—	—	—	
484	Truck transportation	1 908	16 082	68 838	85	39	11	11	12	9	2	1	—	—	
4841	General freight trucking	1 388	12 660	52 827	45	15	5	9	8	5	2	1	—	—	
48412	General freight trucking, long-distance	1 310	12 160	50 904	35	9	4	7	7	5	2	1	—	—	
484121	General freight trucking, long-distance, TL	405	3 165	13 749	19	8	3	4	2	1	1	—	—	—	
484122	General freight trucking, long-distance, LTL	905	8 995	37 155	16	1	1	3	5	4	1	1	—	—	
4842	Specialized freight trucking	520	3 422	16 011	40	24	6	2	4	4	—	—	—	—	
48421	Used household & office goods moving	(C)	(D)	(D)	9	4	—	1	3	1	—	—	—	—	
48422	Specialized freight (exc used) trucking, local	272	2 047	9 950	26	17	5	1	—	3	—	—	—	—	
484220	Specialized freight (exc used) trucking, local	272	2 047	9 950	26	17	5	1	—	3	—	—	—	—	
488	Transportation support activities	176	1 262	5 242	19	7	6	3	3	—	—	—	—	—	
492	Couriers & messengers	(E)	(D)	(D)	21	7	3	6	3	1	1	—	—	—	
4921	Couriers	(E)	(D)	(D)	11	2	1	5	1	1	1	—	—	—	
49211	Couriers	(E)	(D)	(D)	11	2	1	5	1	1	1	—	—	—	
493	Warehousing & storage	(C)	(D)	(D)	3	—	1	1	—	1	—	—	—	—	
4931	Warehousing & storage	(C)	(D)	(D)	3	—	1	1	—	1	—	—	—	—	
49311	General warehousing & storage	(C)	(D)	(D)	3	—	1	1	—	1	—	—	—	—	
<b>51</b>	<b>Information</b>	<b>4 781</b>	<b>43 939</b>	<b>165 189</b>	<b>153</b>	<b>67</b>	<b>25</b>	<b>17</b>	<b>25</b>	<b>8</b>	<b>8</b>	—	<b>3</b>	—	
511	Publishing industries	890	8 240	33 653	30	13	9	2	4	—	1	—	1	—	
5111	Newspaper, periodical, book, database publishers	870	7 995	32 686	21	7	6	2	4	—	1	—	1	—	
51111	Newspaper publishers	(F)	(D)	(D)	5	—	2	—	2	—	—	—	1	—	
51112	Periodical publishers	202	1 998	8 452	12	5	3	2	1	—	1	—	—	—	
511120	Periodical publishers	202	1 998	8 452	12	5	3	2	1	—	1	—	—	—	
512	Motion picture & sound recording industries	239	988	3 896	20	9	2	3	6	—	—	—	—	—	
5121	Motion picture & video industries	215	854	3 296	16	7	2	1	6	—	—	—	—	—	
51213	Motion picture & video exhibition	160	350	1 257	7	1	—	1	5	—	—	—	—	—	
512131	Motion picture theaters (except drive-ins)	160	350	1 257	7	1	—	1	5	—	—	—	—	—	
513	Broadcasting & telecommunications	3 199	30 226	114 110	82	34	12	9	12	7	6	—	2	—	
5131	Radio & television broadcasting	(F)	(D)	(D)	22	5	2	2	6	5	2	—	—	—	
51311	Radio broadcasting	(E)	(D)	(D)	17	4	2	2	5	4	—	—	—	—	
51312	Television broadcasting	331	3 798	13 792	5	1	—	—	1	1	2	—	—	—	
513120	Television broadcasting	331	3 798	13 792	5	1	—	—	1	1	2	—	—	—	
5132	Cable networks & program distribution	(C)	(D)	(D)	4	2	—	—	—	1	1	—	—	—	
51322	Cable & other program distribution	(C)	(D)	(D)	4	2	—	—	—	1	1	—	—	—	
5133	Telecommunications	2 163	21 515	80 315	56	27	10	7	6	1	3	—	2	—	
51331	Wired telecommunications carriers	1 569	15 011	54 108	25	13	2	6	1	—	1	—	2	—	
513310	Wired telecommunications carriers	1 569	15 011	54 108	25	13	2	6	1	—	1	—	2	—	
51332	Wireless telecom carriers (exc satellite)	261	2 222	7 909	21	9	7	—	4	1	—	—	—	—	
51333	Telecommunications resellers	(E)	(D)	(D)	8	4	1	1	—	—	2	—	—	—	
514	Information & data processing services	453	4 485	13 530	21	11	2	3	3	1	1	—	—	—	
5141	Information services	363	3 592	9 966	10	5	1	—	2	1	1	—	—	—	
51419	Other information services	363	3 592	9 966	10	5	1	—	2	1	1	—	—	—	
<b>52</b>	<b>Finance &amp; insurance</b>	<b>6 374</b>	<b>71 338</b>	<b>264 615</b>	<b>561</b>	<b>288</b>	<b>137</b>	<b>75</b>	<b>42</b>	<b>13</b>	<b>4</b>	<b>1</b>	<b>1</b>	—	
522	Credit intermediation & related activities	2 960	24 318	97 892	223	82	82	39	13	4	2	—	1	—	
5221	Depository credit intermediation	2 435	20 051	75 235	123	25	53	28	10	4	2	—	1	—	
52211	Commercial banking	2 087	17 644	65 300	99	19	44	24	7	2	2	—	1	—	
522110	Commercial banking	2 087	17 644	65 300	99	19	44	24	7	2	2	—	1	—	
52213	Credit unions	284	1 916	7 516	19	3	9	3	2	2	—	—	—	—	
522130	Credit unions	284	1 916	7 516	19	3	9	3	2	2	—	—	—	—	
5222	Nondepository credit intermediation	392	3 303	17 295	65	33	21	8	3	—	—	—	—	—	
52229	Other nondepository credit intermediation	319	2 614	13 836	56	28	19	8	1	—	—	—	—	—	
522291	Consumer lending	112	903	4 594	20	12	5	2	1	—	—	—	—	—	
522292	Real estate credit	180	1 494	8 296	31	14	12	5	—	—	—	—	—	—	
5223	Activities related to credit intermediation	133	964	5 362	35	24	8	3	—	—	—	—	—	—	

See footnotes at end of table.



**Table 6. Counties—Employees, Payroll, and Establishments by Industry: 2001—Con.**

[Excludes most government employees, railroad employees, and self-employed persons. Size class 1 to 4 includes establishments with payroll, but no employees, during mid-March pay period. (D) denotes figures withheld to avoid disclosing data for individual companies; the data are included in broader industry totals. Detailed industries with 100 or more employees are shown if industry was not a (D). For explanation of terms, abbreviations, and data reliability/comparability, see introductory text]

NAICS code	Industry	Number of employees for week including March 12	Payroll (\$1,000)		Total number of establishments	Number of establishments by employment-size class									
			First quarter	Annual		1 to 4	5 to 9	10 to 19	20 to 49	50 to 99	100 to 249	250 to 499	500 to 999	1,000 or more	
<b>FAYETTE—Con.</b>															
<b>52 Finance &amp; insurance—Con.</b>															
523	Security, commodity contracts & like activity . . . . .	735	15 306	52 447	90	57	13	7	12	1	—	—	—	—	
5231	Secrty & comdty contracts intermed & brokerage . . . . .	459	9 596	30 547	47	31	5	2	8	1	—	—	—	—	
52312	Securities brokerage . . . . .	426	9 139	28 989	40	26	3	2	8	1	—	—	—	—	
523120	Securities brokerage . . . . .	426	9 139	28 989	40	26	3	2	8	1	—	—	—	—	
5239	Other financial investment activities . . . . .	276	5 710	21 900	43	26	8	5	4	—	—	—	—	—	
524	Insurance carriers & related activities . . . . .	2 679	31 714	114 276	248	149	42	29	17	8	2	1	—	—	
5241	Insurance carriers . . . . .	1 589	17 229	64 474	65	28	8	10	12	4	2	1	—	—	
52411	Direct life, health, medical insurance carriers . . . . .	(F)	(D)	(D)	28	9	5	5	6	2	1	—	—	—	
524114	Direct health & medical insurance carriers . . . . .	322	4 429	14 714	8	3	—	1	2	1	1	—	—	—	
52412	Other direct insurance carriers . . . . .	931	9 509	37 683	34	17	3	4	6	2	1	1	—	—	
5242	Agencies & other insurance related activities . . . . .	1 090	14 485	49 802	183	121	34	19	5	4	—	—	—	—	
52421	Insurance agencies & brokerages . . . . .	834	8 912	34 686	162	110	30	17	3	2	—	—	—	—	
524210	Insurance agencies & brokerages . . . . .	834	8 912	34 686	162	110	30	17	3	2	—	—	—	—	
52429	Other insurance related activities . . . . .	256	5 573	15 116	21	11	4	2	2	2	—	—	—	—	
524292	Insurance & pension funds, third party admin . . . . .	114	1 555	4 921	10	5	3	1	—	1	—	—	—	—	
<b>53</b>	<b>Real estate &amp; rental &amp; leasing . . . . .</b>	<b>2 174</b>	<b>13 993</b>	<b>61 443</b>	<b>377</b>	<b>238</b>	<b>84</b>	<b>32</b>	<b>19</b>	<b>4</b>	—	—	—	—	
531	Real estate . . . . .	1 294	8 786	38 960	307	218	64	15	9	1	—	—	—	—	
5311	Lessors of real estate . . . . .	636	4 319	17 945	135	89	36	6	3	1	—	—	—	—	
53111	Lessors of residential buildings & dwellings . . . . .	283	1 388	5 960	67	39	24	3	1	—	—	—	—	—	
531110	Lessors of residential buildings & dwellings . . . . .	283	1 388	5 960	67	39	24	3	1	—	—	—	—	—	
53112	Lessors of nonres bldg (exc miniwarehouses) . . . . .	242	1 787	7 170	46	32	10	3	—	1	—	—	—	—	
531120	Lessors of nonres bldg (exc miniwarehouses) . . . . .	242	1 787	7 170	46	32	10	3	—	1	—	—	—	—	
5312	Offices of real estate agents & brokers . . . . .	262	1 814	8 461	85	75	4	4	2	—	—	—	—	—	
53121	Offices of real estate agents & brokers . . . . .	262	1 814	8 461	85	75	4	4	2	—	—	—	—	—	
531210	Offices of real estate agents & brokers . . . . .	262	1 814	8 461	85	75	4	4	2	—	—	—	—	—	
5313	Activities related to real estate . . . . .	396	2 653	12 554	87	54	24	5	4	—	—	—	—	—	
53131	Real estate property managers . . . . .	344	2 421	10 726	56	24	23	5	4	—	—	—	—	—	
531311	Residential property managers . . . . .	275	1 763	7 751	43	17	18	5	3	—	—	—	—	—	
532	Rental & leasing services . . . . .	(F)	(D)	(D)	68	20	20	17	9	2	—	—	—	—	
5321	Automotive equipment rental & leasing . . . . .	256	1 630	7 377	16	4	3	5	3	1	—	—	—	—	
53211	Passenger car rental & leasing . . . . .	174	912	4 647	9	2	2	2	2	1	—	—	—	—	
532111	Passenger car rental . . . . .	174	912	4 647	9	2	2	2	2	1	—	—	—	—	
5322	Consumer goods rental . . . . .	(E)	(D)	(D)	29	11	8	7	2	1	—	—	—	—	
53223	Video tape & disc rental . . . . .	129	339	1 392	10	2	2	4	2	—	—	—	—	—	
532230	Video tape & disc rental . . . . .	129	339	1 392	10	2	2	4	2	—	—	—	—	—	
5324	Commercial, industrial equip rental & leasing . . . . .	172	1 713	6 929	14	3	4	4	3	—	—	—	—	—	
53241	Const, trans, mining equip rental & leasing . . . . .	119	1 171	4 963	9	2	2	2	3	—	—	—	—	—	
533	Lessors of other nonfinancial intangible asset . . . . .	(C)	(D)	(D)	2	—	—	—	1	1	—	—	—	—	
5331	Lessors of other nonfinancial intangible asset . . . . .	(C)	(D)	(D)	2	—	—	—	1	1	—	—	—	—	
53311	Lessors of other nonfinancial intangible asset . . . . .	(C)	(D)	(D)	2	—	—	—	1	1	—	—	—	—	
<b>54</b>	<b>Professional, scientific &amp; technical services . . . . .</b>	<b>11 112</b>	<b>102 806</b>	<b>450 779</b>	<b>964</b>	<b>598</b>	<b>161</b>	<b>105</b>	<b>66</b>	<b>20</b>	<b>10</b>	<b>3</b>	—	<b>1</b>	
541	Professional, scientific & technical services . . . . .	11 112	102 806	450 779	964	598	161	105	66	20	10	3	—	1	
5411	Legal services . . . . .	1 753	14 091	67 917	219	145	29	23	15	5	2	—	—	—	
54111	Offices of lawyers . . . . .	1 736	13 894	67 168	214	141	28	23	15	5	2	—	—	—	
541110	Offices of lawyers . . . . .	1 736	13 894	67 168	214	141	28	23	15	5	2	—	—	—	
5412	Accounting, tax prep, bookkeep, payroll services . . . . .	1 592	9 405	40 934	116	66	23	14	8	1	3	1	—	—	
54121	Accounting, tax prep, bookkeep, payroll services . . . . .	1 592	9 405	40 934	116	66	23	14	8	1	3	1	—	—	
541211	Offices of certified public accountants . . . . .	528	5 188	23 617	64	31	16	10	6	1	—	—	—	—	
541213	Tax preparation services . . . . .	319	704	1 758	12	4	3	2	2	—	1	—	—	—	
541214	Payroll services . . . . .	446	1 763	7 538	7	4	1	—	—	—	1	1	—	—	
541219	Other accounting services . . . . .	299	1 750	8 021	33	27	3	2	—	—	1	—	—	—	
5413	Architectural, engineering & related services . . . . .	3 004	28 704	132 564	188	90	38	23	21	12	3	1	—	—	
54131	Architectural services . . . . .	403	4 467	21 058	48	29	10	3	4	2	—	—	—	—	
541310	Architectural services . . . . .	403	4 467	21 058	48	29	10	3	4	2	—	—	—	—	
54133	Engineering services . . . . .	2 144	20 475	94 328	101	38	20	18	15	6	3	1	—	—	
541330	Engineering services . . . . .	2 144	20 475	94 328	101	38	20	18	15	6	3	1	—	—	
54137	Surveying, mapping (exc geophysical) services . . . . .	118	856	4 148	11	8	2	—	—	1	—	—	—	—	
541370	Surveying, mapping (exc geophysical) services . . . . .	118	856	4 148	11	8	2	—	—	1	—	—	—	—	
54138	Testing laboratories . . . . .	194	1 810	7 528	13	6	3	1	1	2	—	—	—	—	
541380	Testing laboratories . . . . .	194	1 810	7 528	13	6	3	1	1	2	—	—	—	—	
5414	Specialized design services . . . . .	147	1 128	4 405	40	30	8	1	1	—	—	—	—	—	
5415	Computer systems design & related services . . . . .	2 560	34 160	126 392	94	63	11	12	6	—	—	1	—	1	
54151	Computer systems design & related services . . . . .	2 560	34 160	126 392	94	63	11	12	6	—	—	1	—	1	
541511	Custom computer programming services . . . . .	481	5 026	22 628	42	29	5	5	2	—	—	1	—	—	
5416	Management, sci & tech consulting services . . . . .	633	5 408	26 053	128	100	10	11	6	1	—	—	—	—	
54161	Management consulting services . . . . .	461	3 941	17 860	92	72	7	8	4	1	—	—	—	—	
541611	Admin & gen management consulting services . . . . .	286	2 350	10 324	48	39	3	1	4	1	—	—	—	—	
54169	Oth scientific & technical consulting services . . . . .	119	914	4 650	30	25	2	2	1	—	—	—	—	—	
541690	Oth scientific & technical consulting services . . . . .	119	914	4 650	30	25	2	2	1	—	—	—	—	—	
5417	Scientific R&D services . . . . .	155	1 054	5 638	14	7	2	3	2	—	—	—	—	—	
54171	R&D in physical, engineering & life sciences . . . . .	155	1 054	5 638	14	7	2	3	2	—	—	—	—	—	
541710	R&D in physical, engineering & life sciences . . . . .	155	1 054	5 638	14	7	2	3	2	—	—	—	—	—	

See footnotes at end of table.

**Table 6. Counties—Employees, Payroll, and Establishments by Industry: 2001—Con.**

[Excludes most government employees, railroad employees, and self-employed persons. Size class 1 to 4 includes establishments with payroll, but no employees, during mid-March pay period. (D) denotes figures withheld to avoid disclosing data for individual companies; the data are included in broader industry totals. Detailed industries with 100 or more employees are shown if industry was not a (D). For explanation of terms, abbreviations, and data reliability/comparability, see introductory text]

NAICS code	Industry	Number of employees for week including March 12	Payroll (\$1,000)		Total number of establishments	Number of establishments by employment-size class								
			First quarter	Annual		1 to 4	5 to 9	10 to 19	20 to 49	50 to 99	100 to 249	250 to 499	500 to 999	1,000 or more
<b>FAYETTE—Con.</b>														
<b>54</b>	<b>Professional, scientific &amp; technical services—Con.</b>													
541	Professional, scientific & technical services—Con.				54	28	15	6	4	1	—	—	—	—
5418	Advertising & related services	401	3 586	17 100	54	28	15	6	4	1	—	—	—	—
54181	Advertising agencies	201	1 994	8 385	23	13	6	1	2	1	—	—	—	—
541810	Advertising agencies	201	1 994	8 385	23	13	6	1	2	1	—	—	—	—
5419	Oth professional, scientific, technical services	867	5 270	29 776	111	69	25	12	3	—	2	—	—	—
54194	Veterinary services	668	4 474	26 054	55	26	16	9	2	—	2	—	—	—
541940	Veterinary services	668	4 474	26 054	55	26	16	9	2	—	2	—	—	—
<b>55</b>	<b>Management of companies &amp; enterprises</b>	<b>2 107</b>	<b>30 985</b>	<b>123 479</b>	<b>66</b>	<b>25</b>	<b>14</b>	<b>6</b>	<b>9</b>	<b>6</b>	<b>5</b>	<b>1</b>	—	—
551	Management of companies & enterprises	2 107	30 985	123 479	66	25	14	6	9	6	5	1	—	—
5511	Management of companies & enterprises	2 107	30 985	123 479	66	25	14	6	9	6	5	1	—	—
55111	Management of companies & enterprises	2 107	30 985	123 479	66	25	14	6	9	6	5	1	—	—
551114	Corp, subsidiary & regional managing offices	1 873	25 282	104 606	54	19	14	5	6	4	5	1	—	—
<b>56</b>	<b>Admin, support, waste mgt, remediation services</b>	<b>8 740</b>	<b>38 918</b>	<b>168 375</b>	<b>403</b>	<b>194</b>	<b>76</b>	<b>51</b>	<b>42</b>	<b>14</b>	<b>19</b>	<b>7</b>	—	—
561	Administrative & support services	8 483	36 635	158 779	388	190	72	47	41	12	19	7	—	—
5611	Office administrative services	475	2 279	10 533	34	18	9	2	2	1	2	—	—	—
56111	Office administrative services	475	2 279	10 533	34	18	9	2	2	1	2	—	—	—
561110	Office administrative services	475	2 279	10 533	34	18	9	2	2	1	2	—	—	—
5613	Employment services	3 133	15 498	68 042	51	12	8	5	8	6	9	3	—	—
56132	Temporary help services	2 977	14 669	64 986	34	3	4	4	5	6	9	3	—	—
561320	Temporary help services	2 977	14 669	64 986	34	3	4	4	5	6	9	3	—	—
5614	Business support services	472	2 322	10 032	49	32	7	3	5	1	1	—	—	—
56142	Telephone call centers	(C)	(D)	(D)	3	1	—	—	1	1	—	—	—	—
56149	Other business support services	150	752	3 226	17	13	2	1	—	—	1	—	—	—
5615	Travel arrangement & reservation services	261	1 491	6 062	17	7	6	1	2	—	1	—	—	—
56151	Travel agencies	(E)	(D)	(D)	16	6	6	1	2	—	1	—	—	—
5616	Investigation & security services	888	3 418	13 698	28	6	5	7	6	2	1	1	—	—
56161	Investigation, guard & armored car services	724	2 389	9 552	15	3	1	3	4	2	1	1	—	—
561612	Security guards & patrol services	630	1 900	7 620	9	—	—	2	2	2	1	1	—	—
56162	Security systems services	164	1 029	4 146	13	3	4	4	2	—	—	—	—	—
561621	Security systems services (except locksmiths)	111	813	3 271	8	1	2	4	1	—	—	—	—	—
5617	Services to buildings & dwellings	2 271	7 153	31 288	173	97	29	25	14	2	5	1	—	—
56171	Exterminating & pest control services	134	714	3 518	11	5	—	3	3	—	—	—	—	—
561710	Exterminating & pest control services	134	714	3 518	11	5	—	3	3	—	—	—	—	—
56172	Janitorial services	1 650	4 490	18 139	77	40	8	15	7	1	5	1	—	—
561720	Janitorial services	1 650	4 490	18 139	77	40	8	15	7	1	5	1	—	—
56173	Landscaping services	415	1 657	8 351	61	34	17	5	4	1	—	—	—	—
561730	Landscaping services	415	1 657	8 351	61	34	17	5	4	1	—	—	—	—
5619	Other support services	944	4 184	17 880	33	17	8	3	3	—	—	2	—	—
56191	Packaging & labeling services	(E)	(D)	(D)	7	4	2	—	—	—	—	—	—	—
56199	All other support services	(F)	(D)	(D)	22	10	6	2	3	—	—	1	—	—
562	Waste management & remediation services	257	2 283	9 596	15	4	4	4	1	2	—	—	—	—
5621	Waste collection	190	1 591	6 542	7	1	2	2	—	2	—	—	—	—
56211	Waste collection	190	1 591	6 542	7	1	2	2	—	2	—	—	—	—
<b>61</b>	<b>Educational services</b>	<b>2 182</b>	<b>10 857</b>	<b>43 979</b>	<b>79</b>	<b>33</b>	<b>9</b>	<b>17</b>	<b>10</b>	<b>5</b>	<b>4</b>	—	<b>1</b>	—
611	Educational services	2 182	10 857	43 979	79	33	9	17	10	5	4	—	1	—
6111	Elementary & secondary schools	811	4 012	16 246	17	2	1	4	6	2	2	—	—	—
61111	Elementary & secondary schools	811	4 012	16 246	17	2	1	4	6	2	2	—	—	—
611110	Elementary & secondary schools	811	4 012	16 246	17	2	1	4	6	2	2	—	—	—
6113	Colleges, universities & professional schools	779	3 338	14 012	5	—	1	—	1	1	1	—	1	—
61131	Colleges, universities & professional schools	779	3 338	14 012	5	—	1	—	1	1	1	—	1	—
611310	Colleges, universities & professional schools	779	3 338	14 012	5	—	1	—	1	1	1	—	1	—
6114	Business schools & computer & mgt training	304	2 491	8 994	10	4	—	2	1	2	1	—	—	—
61142	Computer training	(C)	(D)	(D)	6	2	—	2	1	1	—	—	—	—
61143	Professional, management development training	(C)	(D)	(D)	3	2	—	—	—	—	1	—	—	—
6116	Other schools & instruction	201	535	2 938	31	18	3	9	1	—	—	—	—	—
61169	All other schools & instruction	116	371	1 802	12	4	2	5	1	—	—	—	—	—
<b>62</b>	<b>Health care and social assistance</b>	<b>25 126</b>	<b>200 699</b>	<b>889 803</b>	<b>792</b>	<b>339</b>	<b>188</b>	<b>121</b>	<b>92</b>	<b>25</b>	<b>17</b>	<b>1</b>	<b>4</b>	<b>5</b>
621	Ambulatory health care services	7 389	76 001	381 248	592	267	153	90	60	16	4	1	1	—
6211	Offices of physicians	3 535	49 265	266 879	253	102	65	43	35	6	1	—	1	—
62111	Offices of physicians	3 535	49 265	266 879	253	102	65	43	35	6	1	—	1	—
621111	Offices of physicians (exc mental health)	3 470	48 623	264 213	237	92	59	43	35	6	1	—	1	—
6212	Offices of dentists	955	6 550	29 515	149	70	49	26	3	1	—	—	—	—
62121	Offices of dentists	955	6 550	29 515	149	70	49	26	3	1	—	—	—	—
621210	Offices of dentists	955	6 550	29 515	149	70	49	26	3	1	—	—	—	—
6213	Offices of other health practitioners	597	3 914	17 480	107	69	23	8	6	1	—	—	—	—
62133	Offices of other mental health practitioners	113	604	3 187	23	16	4	—	3	—	—	—	—	—
621330	Offices of other mental health practitioners	113	604	3 187	23	16	4	—	3	—	—	—	—	—
62134	Offices of PT, OT, speech therapy & audiology	217	1 390	5 344	20	8	6	3	2	1	—	—	—	—
621340	Offices of PT, OT, speech therapy & audiology	217	1 390	5 344	20	8	6	3	2	1	—	—	—	—
62139	Offices of all other health practitioners	100	913	4 785	26	19	4	3	—	—	—	—	—	—
6214	Outpatient care centers	572	4 287	16 792	34	12	6	6	7	3	—	—	—	—
62142	Outpatient mental health, substance abuse ctrs	(E)	(D)	(D)	20	9	4	2	4	1	—	—	—	—
62149	Other outpatient care centers	(E)	(D)	(D)	11	2	1	3	3	2	—	—	—	—

See footnotes at end of table.

**Table 6. Counties—Employees, Payroll, and Establishments by Industry: 2001—Con.**

[Excludes most government employees, railroad employees, and self-employed persons. Size class 1 to 4 includes establishments with payroll, but no employees, during mid-March pay period. (D) denotes figures withheld to avoid disclosing data for individual companies; the data are included in broader industry totals. Detailed industries with 100 or more employees are shown if industry was not a (D). For explanation of terms, abbreviations, and data reliability/comparability, see introductory text]

NAICS code	Industry	Number of employees for week including March 12	Payroll (\$1,000)		Total number of establishments	Number of establishments by employment-size class									
			First quarter	Annual		1 to 4	5 to 9	10 to 19	20 to 49	50 to 99	100 to 249	250 to 499	500 to 999	1,000 or more	
<b>FAYETTE—Con.</b>															
<b>62</b>	<b>Health care and social assistance—Con.</b>														
621	Ambulatory health care services—Con.														
6215	Medical & diagnostic laboratories . . . . .	238	2 913	14 000	19	8	4	3	3	1	—	—	—	—	
62151	Medical & diagnostic laboratories . . . . .	238	2 913	14 000	19	8	4	3	3	1	—	—	—	—	
621511	Medical laboratories . . . . .	105	1 254	6 892	9	5	2	—	1	1	—	—	—	—	
621512	Diagnostic Imaging centers . . . . .	133	1 659	7 108	10	3	2	3	2	—	—	—	—	—	
6216	Home health care services . . . . .	1 128	6 952	28 164	19	4	4	1	4	3	2	1	—	—	
62161	Home health care services . . . . .	1 128	6 952	28 164	19	4	4	1	4	3	2	1	—	—	
621610	Home health care services . . . . .	1 128	6 952	28 164	19	4	4	1	4	3	2	1	—	—	
6219	Other ambulatory health care services . . . . .	364	2 120	8 418	11	2	2	3	2	1	1	—	—	—	
62199	All other ambulatory health care services . . . . .	277	1 520	6 225	7	2	1	—	—	1	1	—	—	—	
622	Hospitals . . . . .	13 304	104 146	423 888	10	1	—	—	—	—	1	—	3	5	
6221	General medical & surgical hospitals . . . . .	12 085	94 570	386 876	7	1	—	—	—	—	—	—	1	5	
62211	General medical & surgical hospitals . . . . .	12 085	94 570	386 876	7	1	—	—	—	—	—	—	1	5	
622110	General medical & surgical hospitals . . . . .	12 085	94 570	386 876	7	1	—	—	—	—	—	—	1	5	
6222	Psychiatric & substance abuse hospitals . . . . .	(F)	(D)	(D)	1	—	—	—	—	—	—	—	1	—	
62221	Psychiatric & substance abuse hospitals . . . . .	(F)	(D)	(D)	1	—	—	—	—	—	—	—	1	—	
6223	Other specialty hospitals . . . . .	(F)	(D)	(D)	2	—	—	—	—	—	1	—	1	—	
62231	Other specialty hospitals . . . . .	(F)	(D)	(D)	2	—	—	—	—	—	1	—	1	—	
623	Nursing & residential care facilities . . . . .	2 509	12 943	52 714	41	7	3	8	8	4	11	—	—	—	
6231	Nursing care facilities . . . . .	1 442	8 265	33 289	12	—	—	1	2	8	—	—	—	—	
62311	Nursing care facilities . . . . .	1 442	8 265	33 289	12	—	—	1	1	2	8	—	—	—	
623110	Nursing care facilities . . . . .	1 442	8 265	33 289	12	—	—	1	1	2	8	—	—	—	
6232	Residential mental retardation, health facil . . . . .	433	2 078	8 528	9	2	1	2	2	1	1	—	—	—	
62321	Residential mental retardation facilities . . . . .	371	1 804	7 354	4	1	—	—	1	1	1	—	—	—	
623210	Residential mental retardation facilities . . . . .	371	1 804	7 354	4	1	—	—	—	1	1	—	—	—	
6233	Community care facilities for the elderly . . . . .	549	2 234	9 337	15	4	2	4	2	1	2	—	—	—	
62331	Community care facilities for the elderly . . . . .	549	2 234	9 337	15	4	2	4	2	1	2	—	—	—	
624	Social assistance . . . . .	1 924	7 609	31 953	149	64	32	23	24	5	1	—	—	—	
6241	Individual & family services . . . . .	585	3 251	13 130	65	35	14	8	6	2	—	—	—	—	
62411	Child & youth services . . . . .	136	831	3 526	11	5	3	1	2	—	—	—	—	—	
624110	Child & youth services . . . . .	136	831	3 526	11	5	3	1	2	—	—	—	—	—	
62419	Other individual & family services . . . . .	373	2 171	8 630	45	26	8	6	3	2	—	—	—	—	
624190	Other individual & family services . . . . .	373	2 171	8 630	45	26	8	6	3	2	—	—	—	—	
6242	Community, emergency & other relief services . . . . .	(C)	(D)	(D)	12	5	2	1	3	1	—	—	—	—	
62422	Community housing services . . . . .	118	633	2 495	8	3	2	—	3	—	—	—	—	—	
6243	Vocational rehabilitation services . . . . .	(E)	(D)	(D)	2	—	—	—	1	—	1	—	—	—	
62431	Vocational rehabilitation services . . . . .	(E)	(D)	(D)	2	—	—	—	1	—	1	—	—	—	
6244	Child day care services . . . . .	854	2 699	12 191	70	24	16	14	14	2	—	—	—	—	
62441	Child day care services . . . . .	854	2 699	12 191	70	24	16	14	14	2	—	—	—	—	
624410	Child day care services . . . . .	854	2 699	12 191	70	24	16	14	14	2	—	—	—	—	
<b>71</b>	<b>Arts, entertainment &amp; recreation . . . . .</b>														
711	Performing arts, spectator sports & related industries . . . . .	926	4 897	24 536	44	20	5	8	9	—	1	1	—	—	
7111	Performing arts companies . . . . .	196	398	1 503	8	3	1	2	1	—	1	—	—	—	
71113	Musical groups & artists . . . . .	(C)	(D)	(D)	3	2	—	—	—	—	1	—	—	—	
7112	Spectator sports . . . . .	650	3 843	20 549	29	12	4	6	6	—	—	1	—	—	
71121	Spectator sports . . . . .	650	3 843	20 549	29	12	4	6	6	—	—	1	—	—	
713	Amusement, gambling & recreation industries . . . . .	1 353	3 664	17 244	66	24	13	6	12	10	1	—	—	—	
7139	Other amusement & recreation industries . . . . .	1 337	3 608	17 008	62	22	11	6	12	10	1	—	—	—	
71391	Golf courses & country clubs . . . . .	206	895	4 971	5	—	1	1	1	2	—	—	—	—	
713910	Golf courses & country clubs . . . . .	206	895	4 971	5	—	1	1	1	2	—	—	—	—	
71394	Fitness & recreational sports centers . . . . .	763	1 716	7 701	35	13	3	4	9	6	—	—	—	—	
713940	Fitness & recreational sports centers . . . . .	763	1 716	7 701	35	13	3	4	9	6	—	—	—	—	
71395	Bowling centers . . . . .	162	354	1 630	4	—	1	—	1	2	—	—	—	—	
713950	Bowling centers . . . . .	162	354	1 630	4	—	1	—	1	2	—	—	—	—	
71399	All other amusement & recreation industries . . . . .	206	643	2 706	18	9	6	1	1	—	1	—	—	—	
713990	All other amusement & recreation industries . . . . .	206	643	2 706	18	9	6	1	1	—	1	—	—	—	
<b>72</b>	<b>Accommodation &amp; food services . . . . .</b>														
721	Accommodation . . . . .	2 821	8 935	39 388	89	27	12	23	14	6	5	2	—	—	
7211	Traveler accommodation . . . . .	2 752	8 768	38 654	69	12	9	21	14	6	5	2	—	—	
72111	Hotels (exc casino hotels) & motels . . . . .	2 752	8 768	38 654	69	12	9	21	14	6	5	2	—	—	
721110	Hotels (exc casino hotels) & motels . . . . .	2 752	8 768	38 654	69	12	9	21	14	6	5	2	—	—	
722	Food services & drinking places . . . . .	14 435	38 794	168 274	590	177	59	93	181	61	18	1	—	—	
7221	Full-service restaurants . . . . .	7 999	20 647	88 973	237	70	15	25	66	46	14	1	—	—	
72211	Full-service restaurants . . . . .	7 999	20 647	88 973	237	70	15	25	66	46	14	1	—	—	
722110	Full-service restaurants . . . . .	7 999	20 647	88 973	237	70	15	25	66	46	14	1	—	—	
7222	Limited-service eating places . . . . .	5 287	15 117	63 729	271	71	25	61	99	12	3	—	—	—	
72221	Limited-service eating places . . . . .	5 287	15 117	63 729	271	71	25	61	99	12	3	—	—	—	
722211	Limited-service restaurants . . . . .	4 863	13 862	58 334	235	58	19	52	91	12	3	—	—	—	
722213	Snack & nonalcoholic beverage bars . . . . .	331	940	4 244	29	10	5	8	6	—	—	—	—	—	
7223	Special food services . . . . .	656	2 106	11 513	39	16	12	3	5	2	1	—	—	—	
72231	Food service contractors . . . . .	515	1 738	9 161	24	8	9	1	3	2	1	—	—	—	
722310	Food service contractors . . . . .	515	1 738	9 161	24	8	9	1	3	2	1	—	—	—	
72232	Caterers . . . . .	135	348	1 868	11	4	3	2	2	—	—	—	—	—	
722320	Caterers . . . . .	135	348	1 868	11	4	3	2	2	—	—	—	—	—	
7224	Drinking places (alcoholic beverages) . . . . .	493	924	4 059	43	20	7	4	11	1	—	—	—	—	
72241	Drinking places (alcoholic beverages) . . . . .	493	924	4 059	43	20	7	4	11	1	—	—	—	—	
722410	Drinking places (alcoholic beverages) . . . . .	493	924	4 059	43	20	7	4	11	1	—	—	—	—	

See footnotes at end of table.

**Table 6. Counties—Employees, Payroll, and Establishments by Industry: 2001—Con.**

[Excludes most government employees, railroad employees, and self-employed persons. Size class 1 to 4 includes establishments with payroll, but no employees, during mid-March pay period. (D) denotes figures withheld to avoid disclosing data for individual companies; the data are included in broader industry totals. Detailed industries with 100 or more employees are shown if industry was not a (D). For explanation of terms, abbreviations, and data reliability/comparability, see introductory text]

NAICS code	Industry	Number of employees for week including March 12	Payroll (\$1,000)		Total number of establishments	Number of establishments by employment-size class								
			First quarter	Annual		1 to 4	5 to 9	10 to 19	20 to 49	50 to 99	100 to 249	250 to 499	500 to 999	1,000 or more
<b>FAYETTE—Con.</b>														
<b>81</b>	<b>Other services (except public administration)</b>	<b>6 533</b>	<b>33 451</b>	<b>139 885</b>	<b>760</b>	<b>415</b>	<b>181</b>	<b>104</b>	<b>47</b>	<b>7</b>	<b>5</b>	—	<b>1</b>	—
811	Repair & maintenance	1 462	8 697	35 725	219	120	56	30	11	1	1	—	—	—
8111	Automotive repair & maintenance	1 045	5 844	24 297	141	66	41	24	9	—	1	—	—	—
81111	Automotive mechanical & electrical R&M	397	2 457	10 435	78	41	25	11	1	—	—	—	—	—
811111	General automotive repair	260	1 606	6 812	58	35	14	9	—	—	—	—	—	—
81112	Automotive body, paint, interior & glass repair	246	1 952	7 891	34	15	9	7	3	—	—	—	—	—
811121	Automotive body, paint & interior R&M	199	1 608	6 438	25	10	6	7	2	—	—	—	—	—
81119	Other automotive R&M	402	1 435	5 971	29	10	7	6	5	—	1	—	—	—
811191	Automotive oil change & lubrication shops	162	697	3 089	15	3	6	3	3	—	—	—	—	—
8113	Commercial equipment (exc auto & elec) R&M	198	1 605	6 600	23	12	5	4	1	1	—	—	—	—
81131	Commercial equipment (exc auto & elec) R&M	198	1 605	6 600	23	12	5	4	1	1	—	—	—	—
811310	Commercial equipment (exc auto & elec) R&M	198	1 605	6 600	23	12	5	4	1	1	—	—	—	—
8114	Personal & household goods R&M	155	806	3 083	37	29	6	1	1	—	—	—	—	—
812	Personal & laundry services	1 672	6 808	29 486	240	137	62	26	12	1	2	—	—	—
8121	Personal care services	609	2 034	8 771	110	61	30	14	5	—	—	—	—	—
81211	Hair, nail & skin care services	442	1 639	7 107	89	52	25	9	3	—	—	—	—	—
812112	Beauty salons	419	1 550	6 683	78	43	23	9	3	—	—	—	—	—
81219	Other personal care services	167	395	1 664	21	9	5	5	2	—	—	—	—	—
8122	Death care services	105	773	3 574	14	8	3	—	3	—	—	—	—	—
8123	Drycleaning & laundry services	784	3 315	14 156	64	27	21	10	3	1	2	—	—	—
81232	Drycleaning & laundry services (exc coin-op)	339	1 093	4 775	37	12	13	9	3	—	—	—	—	—
812320	Drycleaning & laundry services (exc coin-op)	339	1 093	4 775	37	12	13	9	3	—	—	—	—	—
81233	Linen & uniform supply	377	2 044	8 706	6	—	2	1	—	1	2	—	—	—
8129	Other personal services	174	686	2 985	52	41	8	2	1	—	—	—	—	—
813	Religious, grantmaking, civic, prof & like organizations	3 399	17 946	74 674	301	158	63	48	24	5	2	—	1	—
8131	Religious organizations	2 303	8 855	36 258	154	64	40	28	16	4	1	—	1	—
81311	Religious organizations	2 303	8 855	36 258	154	64	40	28	16	4	1	—	1	—
813110	Religious organizations	2 303	8 855	36 258	154	64	40	28	16	4	1	—	1	—
8133	Social advocacy organizations	143	1 255	5 257	17	9	3	3	2	—	—	—	—	—
81331	Social advocacy organizations	143	1 255	5 257	17	9	3	3	2	—	—	—	—	—
8134	Civic & social organizations	184	1 127	4 709	27	17	3	5	2	—	—	—	—	—
81341	Civic & social organizations	184	1 127	4 709	27	17	3	5	2	—	—	—	—	—
813410	Civic & social organizations	184	1 127	4 709	27	17	3	5	2	—	—	—	—	—
8139	Business, labor, political, like organizations	698	6 133	26 043	88	58	13	11	4	1	1	—	—	—
81391	Business associations	391	3 986	16 564	30	18	5	4	1	1	1	—	—	—
813910	Business associations	391	3 986	16 564	30	18	5	4	1	1	1	—	—	—
81392	Professional organizations	105	1 210	5 249	15	11	—	2	2	—	—	—	—	—
813920	Professional organizations	105	1 210	5 249	15	11	—	2	2	—	—	—	—	—
81399	Oth similar organizations (exc business, prof, labor, pol)	102	587	2 507	21	13	5	3	—	—	—	—	—	—
813990	Oth similar organizations (exc business, prof, labor, pol)	102	587	2 507	21	13	5	3	—	—	—	—	—	—
<b>95</b>	<b>Auxiliaries (exc corporate, subsidiary &amp; regional mgt)</b>	<b>441</b>	<b>3 204</b>	<b>13 094</b>	<b>22</b>	<b>9</b>	<b>5</b>	<b>4</b>	<b>2</b>	<b>1</b>	<b>1</b>	—	—	—
<b>99</b>	<b>Unclassified establishments</b>	<b>(B)</b>	<b>(D)</b>	<b>(D)</b>	<b>52</b>	<b>47</b>	<b>4</b>	<b>1</b>	—	—	—	—	—	—
<b>FLEMING</b>														
	<b>Total</b>	<b>2 744</b>	<b>13 029</b>	<b>57 407</b>	<b>290</b>	<b>168</b>	<b>60</b>	<b>31</b>	<b>21</b>	<b>5</b>	<b>5</b>	—	—	—
<b>21</b>	<b>Mining</b>	<b>(B)</b>	<b>(D)</b>	<b>(D)</b>	<b>1</b>	—	—	—	<b>1</b>	—	—	—	—	—
<b>22</b>	<b>Utilities</b>	<b>(B)</b>	<b>(D)</b>	<b>(D)</b>	<b>2</b>	—	<b>1</b>	—	—	<b>1</b>	—	—	—	—
<b>23</b>	<b>Construction</b>	<b>105</b>	<b>502</b>	<b>2 796</b>	<b>39</b>	<b>34</b>	<b>4</b>	—	<b>1</b>	—	—	—	—	—
<b>31-33</b>	<b>Manufacturing</b>	<b>608</b>	<b>3 561</b>	<b>16 189</b>	<b>22</b>	<b>8</b>	<b>4</b>	<b>4</b>	<b>2</b>	<b>2</b>	<b>2</b>	—	—	—
321	Wood product mfg	287	1 596	6 890	10	1	3	3	1	1	1	—	—	—
3211	Sawmills & wood preservation	(C)	(D)	(D)	5	1	1	2	—	1	—	—	—	—
32111	Sawmills & wood preservation	(C)	(D)	(D)	5	1	1	2	—	1	—	—	—	—
3219	Other wood product mfg	175	1 181	5 173	4	—	1	1	1	—	1	—	—	—
32199	All other wood product mfg	(C)	(D)	(D)	2	—	—	1	—	—	1	—	—	—
336	Transportation equipment mfg	290	1 862	8 493	3	—	—	—	1	1	1	—	—	—
3363	Motor vehicle parts mfg	290	1 862	8 493	3	—	—	—	1	1	1	—	—	—
33636	Motor vehicle seating & interior trim mfg	(C)	(D)	(D)	1	—	—	—	—	—	1	—	—	—
<b>42</b>	<b>Wholesale trade</b>	<b>122</b>	<b>372</b>	<b>2 315</b>	<b>17</b>	<b>13</b>	<b>1</b>	<b>1</b>	<b>1</b>	<b>1</b>	—	—	—	—
<b>44-45</b>	<b>Retail trade</b>	<b>621</b>	<b>2 458</b>	<b>10 441</b>	<b>75</b>	<b>28</b>	<b>25</b>	<b>16</b>	<b>5</b>	<b>1</b>	—	—	—	—
441	Motor vehicle & parts dealers	128	684	2 780	14	5	3	3	3	—	—	—	—	—
444	Bldg material & garden equip & supp dealers	109	527	2 051	12	2	4	6	—	—	—	—	—	—
445	Food & beverage stores	157	327	1 288	12	5	4	1	1	1	—	—	—	—
4451	Grocery stores	(C)	(D)	(D)	10	5	2	1	1	1	—	—	—	—
<b>48-49</b>	<b>Transportation &amp; warehousing</b>	<b>66</b>	<b>378</b>	<b>1 584</b>	<b>12</b>	<b>9</b>	—	<b>2</b>	<b>1</b>	—	—	—	—	—
<b>51</b>	<b>Information</b>	<b>(B)</b>	<b>(D)</b>	<b>(D)</b>	<b>4</b>	<b>1</b>	<b>2</b>	<b>1</b>	—	—	—	—	—	—
<b>52</b>	<b>Finance &amp; insurance</b>	<b>118</b>	<b>675</b>	<b>2 715</b>	<b>17</b>	<b>9</b>	<b>6</b>	—	<b>2</b>	—	—	—	—	—
<b>53</b>	<b>Real estate &amp; rental &amp; leasing</b>	<b>19</b>	<b>55</b>	<b>207</b>	<b>9</b>	<b>7</b>	<b>2</b>	—	—	—	—	—	—	—

See footnotes at end of table.

**Table 6. Counties—Employees, Payroll, and Establishments by Industry: 2001—Con.**

[Excludes most government employees, railroad employees, and self-employed persons. Size class 1 to 4 includes establishments with payroll, but no employees, during mid-March pay period. (D) denotes figures withheld to avoid disclosing data for individual companies; the data are included in broader industry totals. Detailed industries with 100 or more employees are shown if industry was not a (D). For explanation of terms, abbreviations, and data reliability/comparability, see introductory text]

NAICS code	Industry	Number of employees for week including March 12	Payroll (\$1,000)		Total number of establishments	Number of establishments by employment-size class									
			First quarter	Annual		1 to 4	5 to 9	10 to 19	20 to 49	50 to 99	100 to 249	250 to 499	500 to 999	1,000 or more	
<b>FLEMING—Con.</b>															
<b>54</b>	<b>Professional, scientific &amp; technical services</b> .....	<b>47</b>	<b>154</b>	<b>587</b>	<b>11</b>	<b>6</b>	<b>3</b>	<b>2</b>	—	—	—	—	—	—	
<b>56</b>	<b>Admin, support, waste mgmt, remediation services</b> .....	<b>49</b>	<b>193</b>	<b>740</b>	<b>8</b>	<b>7</b>	—	—	<b>1</b>	—	—	—	—	—	
<b>61</b>	<b>Educational services</b> .....	<b>(A)</b>	<b>(D)</b>	<b>(D)</b>	<b>1</b>	<b>1</b>	—	—	—	—	—	—	—	—	
<b>62</b>	<b>Health care and social assistance</b> .....	<b>650</b>	<b>3 098</b>	<b>12 948</b>	<b>24</b>	<b>9</b>	<b>6</b>	<b>2</b>	<b>4</b>	—	<b>3</b>	—	—	—	
621	Ambulatory health care services .....	198	1 201	4 836	18	6	6	2	4	—	—	—	—	—	
6211	Offices of physicians .....	102	823	3 267	5	1	—	1	3	—	—	—	—	—	
62111	Offices of physicians .....	102	823	3 267	5	1	—	1	3	—	—	—	—	—	
621111	Offices of physicians (exc mental health) ...	102	823	3 267	5	1	—	1	3	—	—	—	—	—	
622	Hospitals .....	(C)	(D)	(D)	2	1	—	—	—	—	1	—	—	—	
6221	General medical & surgical hospitals .....	(C)	(D)	(D)	2	1	—	—	—	—	1	—	—	—	
62211	General medical & surgical hospitals .....	(C)	(D)	(D)	2	1	—	—	—	—	1	—	—	—	
623	Nursing & residential care facilities .....	(C)	(D)	(D)	1	—	—	—	—	—	1	—	—	—	
6231	Nursing care facilities .....	(C)	(D)	(D)	1	—	—	—	—	—	1	—	—	—	
62311	Nursing care facilities .....	(C)	(D)	(D)	1	—	—	—	—	—	1	—	—	—	
624	Social assistance .....	(C)	(D)	(D)	3	2	—	—	—	—	1	—	—	—	
6241	Individual & family services .....	(C)	(D)	(D)	1	—	—	—	—	—	1	—	—	—	
62419	Other individual & family services .....	(C)	(D)	(D)	1	—	—	—	—	—	1	—	—	—	
<b>71</b>	<b>Arts, entertainment &amp; recreation</b> .....	<b>14</b>	<b>30</b>	<b>224</b>	<b>4</b>	<b>3</b>	<b>1</b>	—	—	—	—	—	—	—	
<b>72</b>	<b>Accommodation &amp; food services</b> .....	<b>129</b>	<b>306</b>	<b>1 307</b>	<b>7</b>	<b>2</b>	—	<b>2</b>	<b>3</b>	—	—	—	—	—	
722	Food services & drinking places .....	(C)	(D)	(D)	5	—	—	2	3	—	—	—	—	—	
<b>81</b>	<b>Other services (except public administration)</b> .....	<b>78</b>	<b>219</b>	<b>918</b>	<b>31</b>	<b>25</b>	<b>5</b>	<b>1</b>	—	—	—	—	—	—	
<b>99</b>	<b>Unclassified establishments</b> .....	<b>4</b>	<b>13</b>	<b>73</b>	<b>6</b>	<b>6</b>	—	—	—	—	—	—	—	—	
<b>FLOYD</b>															
	<b>Total</b> .....	<b>9 200</b>	<b>57 244</b>	<b>246 634</b>	<b>826</b>	<b>450</b>	<b>182</b>	<b>99</b>	<b>62</b>	<b>17</b>	<b>13</b>	<b>3</b>	—	—	
<b>11</b>	<b>Forestry, fishing, hunting, and agriculture support</b> .....	<b>(A)</b>	<b>(D)</b>	<b>(D)</b>	<b>1</b>	—	<b>1</b>	—	—	—	—	—	—	—	
<b>21</b>	<b>Mining</b> .....	<b>1 211</b>	<b>11 162</b>	<b>49 149</b>	<b>43</b>	<b>17</b>	<b>3</b>	<b>8</b>	<b>11</b>	<b>2</b>	—	<b>2</b>	—	—	
211	Oil & gas extraction .....	132	1 467	5 814	8	3	1	2	1	1	—	—	—	—	
2111	Oil & gas extraction .....	132	1 467	5 814	8	3	1	2	1	1	—	—	—	—	
21111	Oil & gas extraction .....	132	1 467	5 814	8	3	1	2	1	1	—	—	—	—	
212	Mining (except oil & gas) .....	(G)	(D)	(D)	26	8	1	5	9	1	—	2	—	—	
2121	Coal mining .....	1 027	9 337	41 007	24	6	1	5	9	1	—	2	—	—	
21211	Coal mining .....	1 027	9 337	41 007	24	6	1	5	9	1	—	2	—	—	
212111	Bituminous coal & lignite surface mining ...	115	1 165	4 419	5	1	—	1	3	—	—	—	—	—	
212112	Bituminous coal underground mining .....	912	8 172	36 588	19	5	1	4	6	1	—	2	—	—	
<b>22</b>	<b>Utilities</b> .....	<b>60</b>	<b>469</b>	<b>1 776</b>	<b>11</b>	<b>7</b>	<b>3</b>	—	<b>1</b>	—	—	—	—	—	
<b>23</b>	<b>Construction</b> .....	<b>423</b>	<b>2 688</b>	<b>13 889</b>	<b>58</b>	<b>30</b>	<b>16</b>	<b>6</b>	<b>5</b>	<b>1</b>	—	—	—	—	
234	Heavy construction .....	214	1 543	7 818	16	4	7	2	2	1	—	—	—	—	
2341	Highway, street, bridge & tunnel construction ...	118	972	5 240	4	—	2	—	1	1	—	—	—	—	
235	Special trade contractors .....	123	680	3 431	26	16	6	3	1	—	—	—	—	—	
<b>31-33</b>	<b>Manufacturing</b> .....	<b>249</b>	<b>1 955</b>	<b>6 821</b>	<b>17</b>	<b>10</b>	<b>3</b>	<b>3</b>	—	—	<b>1</b>	—	—	—	
336	Transportation equipment mfg .....	(C)	(D)	(D)	1	—	—	—	—	—	1	—	—	—	
3362	Motor vehicle body & trailer mfg .....	(C)	(D)	(D)	1	—	—	—	—	—	1	—	—	—	
33621	Motor vehicle body & trailer mfg .....	(C)	(D)	(D)	1	—	—	—	—	—	1	—	—	—	
<b>42</b>	<b>Wholesale trade</b> .....	<b>792</b>	<b>5 968</b>	<b>25 536</b>	<b>55</b>	<b>19</b>	<b>13</b>	<b>15</b>	<b>3</b>	<b>4</b>	<b>1</b>	—	—	—	
421	Wholesale trade, durable goods .....	495	3 802	15 584	38	12	13	9	1	2	1	—	—	—	
4211	Motor vehicle, motor vehicle pt & supply whsle .	234	1 868	7 296	7	1	2	2	—	1	1	—	—	—	
42111	Automobile & other motor vehicle whsle . . .	204	1 662	6 447	3	—	—	1	—	1	1	—	—	—	
421110	Automobile & other motor vehicle whsle ...	204	1 662	6 447	3	—	—	1	—	1	1	—	—	—	
4218	Machinery, equipment & supplies whsle .....	175	1 524	6 706	15	3	6	4	1	1	—	—	—	—	
42181	Const & mining (exc petroleum) equip whsle .	144	1 339	5 790	10	2	2	4	1	1	—	—	—	—	
421810	Const & mining (exc petroleum) equip whsle .	144	1 339	5 790	10	2	2	4	1	1	—	—	—	—	
422	Wholesale trade, nondurable goods .....	297	2 166	9 952	17	7	—	6	2	2	—	—	—	—	
4226	Chemical & allied products whsle .....	130	1 061	5 134	7	—	—	6	—	1	—	—	—	—	
42269	Other chemical & allied products whsle .....	130	1 061	5 134	7	—	—	6	—	1	—	—	—	—	
422690	Other chemical & allied products whsle .....	130	1 061	5 134	7	—	—	6	—	1	—	—	—	—	
4227	Petroleum & petroleum products whsle .....	(C)	(D)	(D)	3	1	—	—	1	1	—	—	—	—	
42271	Petroleum bulk stations & terminals .....	(C)	(D)	(D)	3	1	—	—	1	1	—	—	—	—	

See footnotes at end of table.

**Table 6. Counties—Employees, Payroll, and Establishments by Industry: 2001—Con.**

[Excludes most government employees, railroad employees, and self-employed persons. Size class 1 to 4 includes establishments with payroll, but no employees, during mid-March pay period. (D) denotes figures withheld to avoid disclosing data for individual companies; the data are included in broader industry totals. Detailed industries with 100 or more employees are shown if industry was not a (D). For explanation of terms, abbreviations, and data reliability/comparability, see introductory text]

NAICS code	Industry	Number of employees for week including March 12	Payroll (\$1,000)		Total number of establishments	Number of establishments by employment-size class								
			First quarter	Annual		1 to 4	5 to 9	10 to 19	20 to 49	50 to 99	100 to 249	250 to 499	500 to 999	1,000 or more
<b>FLOYD—Con.</b>														
<b>44-45</b>	<b>Retail trade</b> .....	<b>1 440</b>	<b>6 155</b>	<b>25 976</b>	<b>173</b>	<b>86</b>	<b>54</b>	<b>19</b>	<b>12</b>	—	<b>2</b>	—	—	—
441	Motor vehicle & parts dealers .....	203	1 255	5 125	20	11	3	2	4	—	—	—	—	—
4411	Automobile dealers .....	126	848	3 300	9	3	3	—	3	—	—	—	—	—
44111	New car dealers .....	109	717	2 826	5	1	1	—	3	—	—	—	—	—
441110	New car dealers .....	109	717	2 826	5	1	1	—	3	—	—	—	—	—
445	Food & beverage stores .....	273	788	3 168	24	16	2	2	3	—	1	—	—	—
4451	Grocery stores .....	(E)	(D)	(D)	16	9	1	2	3	—	1	—	—	—
44511	Grocery (except convenience) stores .....	252	722	2 922	14	7	1	2	3	—	1	—	—	—
445110	Grocery (except convenience) stores .....	252	722	2 922	14	7	1	2	3	—	1	—	—	—
446	Health & personal care stores .....	117	787	4 053	15	6	4	4	1	—	—	—	—	—
4461	Health & personal care stores .....	117	787	4 053	15	6	4	4	1	—	—	—	—	—
44611	Pharmacies & drug stores .....	(C)	(D)	(D)	13	4	4	4	1	—	—	—	—	—
447	Gasoline stations .....	257	835	3 476	32	6	18	6	2	—	—	—	—	—
4471	Gasoline stations .....	257	835	3 476	32	6	18	6	2	—	—	—	—	—
44711	Gasoline stations with convenience stores .....	203	658	2 751	22	4	10	6	2	—	—	—	—	—
447110	Gasoline stations with convenience stores .....	203	658	2 751	22	4	10	6	2	—	—	—	—	—
452	General merchandise stores .....	280	1 100	4 382	13	2	9	—	1	—	1	—	—	—
4521	Department stores .....	(C)	(D)	(D)	1	—	—	—	—	—	1	—	—	—
45211	Department stores .....	(C)	(D)	(D)	1	—	—	—	—	—	1	—	—	—
<b>48-49</b>	<b>Transportation &amp; warehousing</b> .....	<b>243</b>	<b>1 318</b>	<b>5 574</b>	<b>53</b>	<b>37</b>	<b>9</b>	<b>5</b>	<b>1</b>	<b>1</b>	—	—	—	—
484	Truck transportation .....	134	834	3 500	43	33	6	4	—	—	—	—	—	—
<b>51</b>	<b>Information</b> .....	<b>329</b>	<b>2 006</b>	<b>8 818</b>	<b>15</b>	<b>7</b>	<b>1</b>	<b>3</b>	<b>2</b>	<b>1</b>	<b>1</b>	—	—	—
513	Broadcasting & telecommunications .....	266	1 790	7 872	12	6	1	2	1	1	1	—	—	—
5133	Telecommunications .....	177	1 326	6 026	8	6	—	—	1	—	1	—	—	—
51331	Wired telecommunications carriers .....	(C)	(D)	(D)	4	2	—	—	1	—	1	—	—	—
<b>52</b>	<b>Finance &amp; insurance</b> .....	<b>250</b>	<b>1 765</b>	<b>7 368</b>	<b>37</b>	<b>19</b>	<b>13</b>	<b>4</b>	—	<b>1</b>	—	—	—	—
522	Credit intermediation & related activities .....	192	1 247	5 032	21	7	10	3	—	1	—	—	—	—
5221	Depository credit intermediation .....	160	1 086	4 177	12	1	7	3	—	1	—	—	—	—
52211	Commercial banking .....	160	1 086	4 177	12	1	7	3	—	1	—	—	—	—
522110	Commercial banking .....	160	1 086	4 177	12	1	7	3	—	1	—	—	—	—
<b>53</b>	<b>Real estate &amp; rental &amp; leasing</b> .....	<b>118</b>	<b>596</b>	<b>2 521</b>	<b>28</b>	<b>19</b>	<b>8</b>	—	<b>1</b>	—	—	—	—	—
<b>54</b>	<b>Professional, scientific &amp; technical services</b> .....	<b>299</b>	<b>2 152</b>	<b>9 107</b>	<b>65</b>	<b>43</b>	<b>12</b>	<b>8</b>	<b>2</b>	—	—	—	—	—
541	Professional, scientific & technical services .....	299	2 152	9 107	65	43	12	8	2	—	—	—	—	—
5411	Legal services .....	119	915	3 801	25	14	7	4	—	—	—	—	—	—
54111	Offices of lawyers .....	119	915	3 801	25	14	7	4	—	—	—	—	—	—
541110	Offices of lawyers .....	119	915	3 801	25	14	7	4	—	—	—	—	—	—
<b>55</b>	<b>Management of companies &amp; enterprises</b> .....	<b>(B)</b>	<b>(D)</b>	<b>(D)</b>	<b>1</b>	—	—	—	<b>1</b>	—	—	—	—	—
<b>56</b>	<b>Admin. support, waste mgt, remediation services</b> .....	<b>579</b>	<b>3 711</b>	<b>15 868</b>	<b>22</b>	<b>7</b>	<b>2</b>	<b>6</b>	<b>4</b>	<b>1</b>	<b>2</b>	—	—	—
561	Administrative & support services .....	(E)	(D)	(D)	19	7	2	5	3	1	1	—	—	—
5612	Facilities support services .....	(C)	(D)	(D)	2	—	—	1	—	—	1	—	—	—
56121	Facilities support services .....	(C)	(D)	(D)	2	—	—	1	—	—	1	—	—	—
562	Waste management & remediation services .....	(C)	(D)	(D)	3	—	—	1	1	—	1	—	—	—
5629	Remediation & oth waste management services .....	(C)	(D)	(D)	2	—	—	1	—	—	1	—	—	—
56299	All other waste management services .....	(C)	(D)	(D)	1	—	—	—	—	—	1	—	—	—
<b>61</b>	<b>Educational services</b> .....	<b>18</b>	<b>103</b>	<b>404</b>	<b>4</b>	<b>3</b>	—	<b>1</b>	—	—	—	—	—	—
<b>62</b>	<b>Health care and social assistance</b> .....	<b>1 930</b>	<b>12 611</b>	<b>54 246</b>	<b>108</b>	<b>62</b>	<b>26</b>	<b>7</b>	<b>5</b>	<b>2</b>	<b>5</b>	<b>1</b>	—	—
621	Ambulatory health care services .....	727	5 038	22 433	81	51	19	5	4	1	1	—	—	—
6211	Offices of physicians .....	163	1 744	7 709	35	23	9	2	1	—	—	—	—	—
62111	Offices of physicians .....	163	1 744	7 709	35	23	9	2	1	—	—	—	—	—
6214	Outpatient care centers .....	291	1 847	8 184	4	1	—	2	—	—	1	—	—	—
62142	Outpatient mental health, substance abuse ctrs .....	(C)	(D)	(D)	2	1	—	—	—	—	1	—	—	—
622	Hospitals .....	807	5 752	24 269	3	—	—	—	—	—	2	1	—	—
6221	General medical & surgical hospitals .....	807	5 752	24 269	3	—	—	—	—	—	2	1	—	—
62211	General medical & surgical hospitals .....	807	5 752	24 269	3	—	—	—	—	—	2	1	—	—
622110	General medical & surgical hospitals .....	807	5 752	24 269	3	—	—	—	—	—	2	1	—	—
623	Nursing & residential care facilities .....	217	1 009	3 931	6	1	1	1	1	1	1	—	—	—
6231	Nursing care facilities .....	(C)	(D)	(D)	3	—	—	—	1	1	1	—	—	—
62311	Nursing care facilities .....	(C)	(D)	(D)	3	—	—	—	1	1	1	—	—	—
624	Social assistance .....	179	812	3 613	18	10	6	1	—	—	1	—	—	—
6243	Vocational rehabilitation services .....	(C)	(D)	(D)	2	—	1	—	—	—	1	—	—	—
62431	Vocational rehabilitation services .....	(C)	(D)	(D)	2	—	1	—	—	—	1	—	—	—
<b>71</b>	<b>Arts, entertainment &amp; recreation</b> .....	<b>53</b>	<b>132</b>	<b>860</b>	<b>7</b>	<b>6</b>	—	—	<b>1</b>	—	—	—	—	—
<b>72</b>	<b>Accommodation &amp; food services</b> .....	<b>809</b>	<b>1 595</b>	<b>6 998</b>	<b>47</b>	<b>16</b>	<b>7</b>	<b>10</b>	<b>10</b>	<b>3</b>	<b>1</b>	—	—	—
722	Food services & drinking places .....	717	1 375	5 860	41	13	7	9	9	2	1	—	—	—
7221	Full-service restaurants .....	264	429	1 861	15	6	4	2	1	2	—	—	—	—
72211	Full-service restaurants .....	264	429	1 861	15	6	4	2	1	2	—	—	—	—
722110	Full-service restaurants .....	264	429	1 861	15	6	4	2	1	2	—	—	—	—
7222	Limited-service eating places .....	451	923	3 871	23	4	3	7	8	—	1	—	—	—
72221	Limited-service eating places .....	451	923	3 871	23	4	3	7	8	—	1	—	—	—

See footnotes at end of table.

**Table 6. Counties—Employees, Payroll, and Establishments by Industry: 2001—Con.**

[Excludes most government employees, railroad employees, and self-employed persons. Size class 1 to 4 includes establishments with payroll, but no employees, during mid-March pay period. (D) denotes figures withheld to avoid disclosing data for individual companies; the data are included in broader industry totals. Detailed industries with 100 or more employees are shown if industry was not a (D). For explanation of terms, abbreviations, and data reliability/comparability, see introductory text]

NAICS code	Industry	Number of employees for week including March 12	Payroll (\$1,000)		Total number of establishments	Number of establishments by employment-size class								
			First quarter	Annual		1 to 4	5 to 9	10 to 19	20 to 49	50 to 99	100 to 249	250 to 499	500 to 999	1,000 or more
<b>FLOYD—Con.</b>														
<b>81</b>	<b>Other services (except public administration) .....</b>	<b>305</b>	<b>1 103</b>	<b>5 013</b>	<b>70</b>	<b>52</b>	<b>11</b>	<b>4</b>	<b>3</b>	—	—	—	—	—
811	Repair & maintenance .....	111	565	2 470	28	21	5	1	1	—	—	—	—	—
813	Religious, grantmaking, civic, prof & like organizations .....	143	340	1 534	31	24	4	1	2	—	—	—	—	—
8131	Religious organizations .....	111	263	1 208	18	13	2	1	2	—	—	—	—	—
81311	Religious organizations .....	111	263	1 208	18	13	2	1	2	—	—	—	—	—
813110	Religious organizations .....	111	263	1 208	18	13	2	1	2	—	—	—	—	—
<b>95</b>	<b>Auxiliaries (exc corporate, subsidiary &amp; regional mgt) .....</b>	<b>(B)</b>	<b>(D)</b>	<b>(D)</b>	<b>1</b>	—	—	—	—	<b>1</b>	—	—	—	—
<b>99</b>	<b>Unclassified establishments .....</b>	<b>7</b>	<b>11</b>	<b>249</b>	<b>10</b>	<b>10</b>	—	—	—	—	—	—	—	—
<b>FRANKLIN</b>														
	<b>Total .....</b>	<b>16 302</b>	<b>100 004</b>	<b>414 145</b>	<b>1 173</b>	<b>602</b>	<b>256</b>	<b>154</b>	<b>104</b>	<b>31</b>	<b>17</b>	<b>7</b>	<b>2</b>	—
<b>21</b>	<b>Mining .....</b>	<b>(B)</b>	<b>(D)</b>	<b>(D)</b>	<b>2</b>	—	<b>1</b>	—	<b>1</b>	—	—	—	—	—
<b>22</b>	<b>Utilities .....</b>	<b>(B)</b>	<b>(D)</b>	<b>(D)</b>	<b>4</b>	<b>2</b>	<b>2</b>	—	—	—	—	—	—	—
<b>23</b>	<b>Construction .....</b>	<b>875</b>	<b>5 815</b>	<b>25 885</b>	<b>106</b>	<b>64</b>	<b>21</b>	<b>12</b>	<b>7</b>	<b>1</b>	<b>1</b>	—	—	—
233	Building, developing & general contracting .....	136	732	3 497	28	19	4	4	1	—	—	—	—	—
234	Heavy construction .....	112	775	4 414	9	4	1	2	2	—	—	—	—	—
235	Special trade contractors .....	627	4 308	17 974	69	41	16	6	4	1	1	—	—	—
2351	Plumbing, heating & AC contractor .....	124	651	2 423	18	9	6	1	2	—	—	—	—	—
23511	Plumbing, heating & AC contractor .....	124	651	2 423	18	9	6	1	2	—	—	—	—	—
235110	Plumbing, heating & AC contractor .....	124	651	2 423	18	9	6	1	2	—	—	—	—	—
2353	Electrical contractors .....	317	2 798	11 334	10	5	—	3	—	1	1	—	—	—
23531	Electrical contractors .....	317	2 798	11 334	10	5	—	3	—	1	1	—	—	—
235310	Electrical contractors .....	317	2 798	11 334	10	5	—	3	—	1	1	—	—	—
<b>31-33</b>	<b>Manufacturing .....</b>	<b>3 155</b>	<b>27 190</b>	<b>106 442</b>	<b>43</b>	<b>11</b>	<b>8</b>	<b>5</b>	<b>6</b>	<b>4</b>	<b>5</b>	<b>3</b>	<b>1</b>	—
312	Beverage & tobacco product mfg .....	(E)	(D)	(D)	3	—	1	—	—	1	1	—	—	—
3121	Beverage mfg .....	(E)	(D)	(D)	3	—	1	—	—	1	1	—	—	—
31214	Distilleries .....	(E)	(D)	(D)	3	—	1	—	—	1	1	—	—	—
326	Plastics & rubber products mfg .....	(F)	(D)	(D)	3	—	1	—	1	—	—	—	1	—
3261	Plastics product mfg .....	(F)	(D)	(D)	2	—	—	—	1	—	—	—	1	—
32619	Other plastics product mfg .....	(F)	(D)	(D)	2	—	—	—	1	—	—	—	1	—
332	Fabricated metal product mfg .....	1 023	9 013	33 689	12	—	1	2	4	—	4	1	—	—
3323	Architectural & structural metals mfg .....	257	1 835	7 350	5	—	1	1	1	—	2	—	—	—
33231	Plate work & fabricated structural prod mfg ...	(C)	(D)	(D)	1	—	—	—	—	—	1	—	—	—
33232	Ornamental & architectural metal prod mfg ...	(C)	(D)	(D)	4	—	1	1	1	—	1	—	—	—
3325	Hardware mfg .....	(E)	(D)	(D)	1	—	—	—	—	—	—	1	—	—
33251	Hardware mfg .....	(E)	(D)	(D)	1	—	—	—	—	—	—	1	—	—
3326	Spring & wire product mfg .....	(C)	(D)	(D)	2	—	—	—	1	—	1	—	—	—
33261	Spring & wire product mfg .....	(C)	(D)	(D)	2	—	—	—	1	—	1	—	—	—
3327	Mach shops, turn prod, screw, nut, bolt mfg .....	(C)	(D)	(D)	2	—	—	1	—	—	1	—	—	—
33271	Machine shops .....	(C)	(D)	(D)	2	—	—	1	—	—	1	—	—	—
333	Machinery mfg .....	102	847	3 449	3	—	2	—	—	1	—	—	—	—
336	Transportation equipment mfg .....	969	8 743	33 184	5	1	1	—	—	1	—	2	—	—
3363	Motor vehicle parts mfg .....	(F)	(D)	(D)	4	1	—	—	—	1	—	2	—	—
33634	Motor vehicle brake system mfg .....	(E)	(D)	(D)	1	—	—	—	—	—	—	1	—	—
33639	Other motor vehicle parts mfg .....	(E)	(D)	(D)	1	—	—	—	—	—	—	1	—	—
<b>42</b>	<b>Wholesale trade .....</b>	<b>208</b>	<b>1 504</b>	<b>5 959</b>	<b>31</b>	<b>23</b>	<b>5</b>	<b>1</b>	<b>1</b>	<b>1</b>	—	—	—	—
422	Wholesale trade, nondurable goods .....	132	983	4 060	13	8	3	1	—	1	—	—	—	—
<b>44-45</b>	<b>Retail trade .....</b>	<b>3 131</b>	<b>12 457</b>	<b>52 824</b>	<b>207</b>	<b>78</b>	<b>59</b>	<b>44</b>	<b>16</b>	<b>4</b>	<b>3</b>	<b>3</b>	—	—
441	Motor vehicle & parts dealers .....	371	2 791	12 485	29	13	5	7	2	2	—	—	—	—
4411	Automobile dealers .....	252	2 240	10 221	12	6	—	2	2	2	—	—	—	—
44111	New car dealers .....	235	2 141	9 655	8	3	—	1	2	2	—	—	—	—
441110	New car dealers .....	235	2 141	9 655	8	3	—	1	2	2	—	—	—	—
4413	Automotive parts, accessories & tire stores .....	(C)	(D)	(D)	15	5	5	5	—	—	—	—	—	—
442	Furniture & home furnishing stores .....	104	381	1 598	13	5	2	5	1	—	—	—	—	—
444	Bldg material & garden equip & supp dealers .....	211	1 186	5 311	15	7	2	4	1	—	1	—	—	—
4441	Building material & supplies dealers .....	175	1 034	4 652	11	6	1	2	1	—	1	—	—	—
44411	Home centers .....	(C)	(D)	(D)	2	—	—	1	—	—	1	—	—	—
445	Food & beverage stores .....	833	2 148	8 499	27	8	4	11	2	—	—	2	—	—
4451	Grocery stores .....	763	1 915	7 525	16	3	2	7	2	—	—	2	—	—
44511	Grocery (except convenience) stores .....	674	1 674	6 576	8	3	—	1	2	—	—	2	—	—
445110	Grocery (except convenience) stores .....	674	1 674	6 576	8	3	—	1	2	—	—	2	—	—
446	Health & personal care stores .....	127	497	2 266	12	4	3	4	1	—	—	—	—	—
4461	Health & personal care stores .....	127	497	2 266	12	4	3	4	1	—	—	—	—	—
447	Gasoline stations .....	246	856	3 440	27	6	13	5	3	—	—	—	—	—
4471	Gasoline stations .....	246	856	3 440	27	6	13	5	3	—	—	—	—	—
44711	Gasoline stations with convenience stores ...	211	709	2 847	21	5	8	5	3	—	—	—	—	—
447110	Gasoline stations with convenience stores ...	211	709	2 847	21	5	8	5	3	—	—	—	—	—
448	Clothing & clothing accessories stores .....	147	406	1 621	15	6	5	2	1	1	—	—	—	—
4481	Clothing stores .....	109	268	1 086	8	3	2	1	1	1	—	—	—	—

See footnotes at end of table.

**Table 6. Counties—Employees, Payroll, and Establishments by Industry: 2001—Con.**

[Excludes most government employees, railroad employees, and self-employed persons. Size class 1 to 4 includes establishments with payroll, but no employees, during mid-March pay period. (D) denotes figures withheld to avoid disclosing data for individual companies; the data are included in broader industry totals. Detailed industries with 100 or more employees are shown if industry was not a (D). For explanation of terms, abbreviations, and data reliability/comparability, see introductory text]

NAICS code	Industry	Number of employees for week including March 12	Payroll (\$1,000)		Total number of establishments	Number of establishments by employment-size class									
			First quarter	Annual		1 to 4	5 to 9	10 to 19	20 to 49	50 to 99	100 to 249	250 to 499	500 to 999	1,000 or more	
<b>FRANKLIN—Con.</b>															
<b>44-45 Retail trade—Con.</b>															
452	General merchandise stores .....	753	2 821	11 846	10	—	5	—	1	1	2	1	—	—	
4521	Department stores .....	275	750	3 269	3	—	—	—	—	1	2	—	—	—	
45211	Department stores .....	275	750	3 269	3	—	—	—	—	1	2	—	—	—	
452110	Department stores .....	275	750	3 269	3	—	—	—	—	1	2	—	—	—	
4529	Other general merchandise stores .....	478	2 071	8 577	7	—	5	—	1	—	—	1	—	—	
45291	Warehouse clubs & superstores .....	(E)	(D)	(D)	1	—	—	—	—	—	—	1	—	—	
453	Miscellaneous store retailers .....	125	402	1 618	22	11	8	1	2	—	—	—	—	—	
<b>48-49 Transportation &amp; warehousing .....</b>															
484	Truck transportation .....	104	514	2 630	15	10	2	2	1	—	—	—	—	—	
493	Warehousing & storage .....	(C)	(D)	(D)	1	—	—	—	—	—	1	—	—	—	
4931	Warehousing & storage .....	(C)	(D)	(D)	1	—	—	—	—	—	1	—	—	—	
49319	Other warehousing & storage .....	(C)	(D)	(D)	1	—	—	—	—	—	1	—	—	—	
51	<b>Information .....</b>	<b>204</b>	<b>1 546</b>	<b>6 714</b>	<b>24</b>	<b>14</b>	<b>6</b>	<b>2</b>	<b>1</b>	<b>1</b>	—	—	—	—	
52	<b>Finance &amp; insurance .....</b>	<b>854</b>	<b>7 085</b>	<b>29 015</b>	<b>78</b>	<b>46</b>	<b>17</b>	<b>8</b>	<b>3</b>	<b>2</b>	<b>2</b>	—	—	—	
522	Credit intermediation & related activities .....	599	4 176	18 140	38	17	11	4	3	2	1	—	—	—	
5221	Depository credit intermediation .....	558	3 900	16 640	25	7	8	4	3	2	1	—	—	—	
52211	Commercial banking .....	302	2 022	9 055	18	3	8	3	2	2	—	—	—	—	
522110	Commercial banking .....	302	2 022	9 055	18	3	8	3	2	2	—	—	—	—	
52213	Credit unions .....	(C)	(D)	(D)	4	2	—	—	1	—	1	—	—	—	
524	Insurance carriers & related activities .....	217	2 571	9 096	31	24	3	3	—	—	1	—	—	—	
5241	Insurance carriers .....	(C)	(D)	(D)	3	2	—	—	—	—	1	—	—	—	
52411	Direct life, health, medical insurance carriers ..	(C)	(D)	(D)	2	1	—	—	—	—	1	—	—	—	
5242	Agencies & other insurance related activities ...	(C)	(D)	(D)	28	22	3	3	—	—	—	—	—	—	
53	<b>Real estate &amp; rental &amp; leasing .....</b>	<b>162</b>	<b>811</b>	<b>3 085</b>	<b>32</b>	<b>20</b>	<b>8</b>	<b>3</b>	<b>1</b>	—	—	—	—	—	
54	<b>Professional, scientific &amp; technical services .....</b>	<b>1 039</b>	<b>9 022</b>	<b>38 299</b>	<b>134</b>	<b>93</b>	<b>24</b>	<b>8</b>	<b>5</b>	<b>2</b>	<b>2</b>	—	—	—	
541	Professional, scientific & technical services .....	1 039	9 022	38 299	134	93	24	8	5	2	2	—	—	—	
5411	Legal services .....	104	811	3 629	38	30	6	2	—	—	—	—	—	—	
54111	Offices of lawyers .....	(C)	(D)	(D)	37	29	6	2	—	—	—	—	—	—	
5413	Architectural, engineering & related services ...	307	2 639	12 710	24	11	7	1	3	2	—	—	—	—	
54133	Engineering services .....	224	2 309	11 125	12	4	3	1	2	2	—	—	—	—	
541330	Engineering services .....	224	2 309	11 125	12	4	3	1	2	2	—	—	—	—	
5415	Computer systems design & related services ...	440	4 485	17 358	27	19	3	2	1	—	2	—	—	—	
54151	Computer systems design & related services ...	440	4 485	17 358	27	19	3	2	1	—	2	—	—	—	
541511	Custom computer programming services ..	161	1 923	7 793	10	8	1	—	—	—	1	—	—	—	
541519	Other computer related services .....	214	1 951	6 817	6	3	1	1	—	—	1	—	—	—	
55	<b>Management of companies &amp; enterprises ..</b>	<b>(B)</b>	<b>(D)</b>	<b>(D)</b>	<b>4</b>	<b>1</b>	<b>2</b>	—	<b>1</b>	—	—	—	—	—	
56	<b>Admin, support, waste mgt, remediation services .....</b>	<b>822</b>	<b>3 876</b>	<b>14 974</b>	<b>44</b>	<b>25</b>	<b>8</b>	<b>3</b>	<b>6</b>	<b>1</b>	—	<b>1</b>	—	—	
561	Administrative & support services .....	(F)	(D)	(D)	42	25	8	2	5	1	—	1	—	—	
5613	Employment services .....	564	2 762	10 434	7	1	—	1	4	—	—	1	—	—	
56132	Temporary help services .....	564	2 762	10 434	7	1	—	1	4	—	—	1	—	—	
561320	Temporary help services .....	564	2 762	10 434	7	1	—	1	4	—	—	1	—	—	
5617	Services to buildings & dwellings .....	164	427	1 910	23	16	5	—	1	1	—	—	—	—	
56172	Janitorial services .....	133	337	1 310	10	6	2	—	1	1	—	—	—	—	
561720	Janitorial services .....	133	337	1 310	10	6	2	—	1	1	—	—	—	—	
61	<b>Educational services .....</b>	<b>220</b>	<b>1 127</b>	<b>4 666</b>	<b>11</b>	<b>5</b>	<b>2</b>	<b>1</b>	<b>2</b>	—	<b>1</b>	—	—	—	
611	Educational services .....	220	1 127	4 666	11	5	2	1	2	—	1	—	—	—	
6111	Elementary & secondary schools .....	190	1 003	4 183	5	1	1	—	2	—	1	—	—	—	
61111	Elementary & secondary schools .....	190	1 003	4 183	5	1	1	—	2	—	1	—	—	—	
611110	Elementary & secondary schools .....	190	1 003	4 183	5	1	1	—	2	—	1	—	—	—	
62	<b>Health care and social assistance .....</b>	<b>2 044</b>	<b>12 831</b>	<b>56 040</b>	<b>118</b>	<b>49</b>	<b>26</b>	<b>21</b>	<b>17</b>	<b>2</b>	<b>2</b>	—	<b>1</b>	—	
621	Ambulatory health care services .....	652	5 852	27 753	78	38	18	13	9	—	—	—	—	—	
6211	Offices of physicians .....	351	3 653	17 611	29	11	6	5	7	—	—	—	—	—	
62111	Offices of physicians .....	351	3 653	17 611	29	11	6	5	7	—	—	—	—	—	
621111	Offices of physicians (exc mental health) ...	351	3 653	17 611	29	11	6	5	7	—	—	—	—	—	
6212	Offices of dentists .....	143	1 098	4 846	23	10	9	4	—	—	—	—	—	—	
62121	Offices of dentists .....	143	1 098	4 846	23	10	9	4	—	—	—	—	—	—	
621210	Offices of dentists .....	143	1 098	4 846	23	10	9	4	—	—	—	—	—	—	
622	Hospitals .....	(F)	(D)	(D)	1	—	—	—	—	—	—	—	1	—	
6221	General medical & surgical hospitals .....	(F)	(D)	(D)	1	—	—	—	—	—	—	—	1	—	
62211	General medical & surgical hospitals .....	(F)	(D)	(D)	1	—	—	—	—	—	—	—	1	—	
623	Nursing & residential care facilities .....	(C)	(D)	(D)	5	1	—	1	1	2	—	—	—	—	
6231	Nursing care facilities .....	(C)	(D)	(D)	2	—	—	—	—	2	—	—	—	—	
62311	Nursing care facilities .....	(C)	(D)	(D)	2	—	—	—	—	2	—	—	—	—	
624	Social assistance .....	574	1 721	7 511	34	10	8	7	7	—	2	—	—	—	
6241	Individual & family services .....	145	694	2 939	15	5	5	2	3	—	—	—	—	—	
6243	Vocational rehabilitation services .....	(E)	(D)	(D)	2	—	—	—	—	—	2	—	—	—	
62431	Vocational rehabilitation services .....	(E)	(D)	(D)	2	—	—	—	—	—	2	—	—	—	
6244	Child day care services .....	169	419	1 705	15	4	2	5	4	—	—	—	—	—	
62441	Child day care services .....	169	419	1 705	15	4	2	5	4	—	—	—	—	—	
624410	Child day care services .....	169	419	1 705	15	4	2	5	4	—	—	—	—	—	

See footnotes at end of table.



**Table 6. Counties—Employees, Payroll, and Establishments by Industry: 2001—Con.**

[Excludes most government employees, railroad employees, and self-employed persons. Size class 1 to 4 includes establishments with payroll, but no employees, during mid-March pay period. (D) denotes figures withheld to avoid disclosing data for individual companies; the data are included in broader industry totals. Detailed industries with 100 or more employees are shown if industry was not a (D). For explanation of terms, abbreviations, and data reliability/comparability, see introductory text]

NAICS code	Industry	Number of employees for week including March 12	Payroll (\$1,000)		Total number of establishments	Number of establishments by employment-size class								
			First quarter	Annual		1 to 4	5 to 9	10 to 19	20 to 49	50 to 99	100 to 249	250 to 499	500 to 999	1,000 or more
<b>FRANKLIN—Con.</b>														
<b>71</b>	<b>Arts, entertainment &amp; recreation</b> .....	<b>151</b>	<b>365</b>	<b>1 802</b>	<b>15</b>	<b>8</b>	<b>2</b>	<b>3</b>	<b>1</b>	<b>1</b>	—	—	—	—
713	Amusement, gambling & recreation industries .....	(C)	(D)	(D)	13	8	1	2	1	1	—	—	—	—
7139	Other amusement & recreation industries .....	134	290	1 460	11	6	1	2	1	1	—	—	—	—
<b>72</b>	<b>Accommodation &amp; food services</b> .....	<b>1 705</b>	<b>4 197</b>	<b>17 910</b>	<b>93</b>	<b>25</b>	<b>13</b>	<b>24</b>	<b>23</b>	<b>8</b>	—	—	—	—
721	Accommodation .....	171	622	2 515	8	2	1	3	1	1	—	—	—	—
7211	Traveler accommodation .....	171	622	2 515	8	2	1	3	1	1	—	—	—	—
72111	Hotels (exc casino hotels) & motels .....	171	622	2 515	8	2	1	3	1	1	—	—	—	—
721110	Hotels (exc casino hotels) & motels .....	171	622	2 515	8	2	1	3	1	1	—	—	—	—
722	Food services & drinking places .....	1 534	3 575	15 395	85	23	12	21	22	7	—	—	—	—
7221	Full-service restaurants .....	667	1 623	6 839	29	6	6	7	5	5	—	—	—	—
72211	Full-service restaurants .....	667	1 623	6 839	29	6	6	7	5	5	—	—	—	—
722110	Full-service restaurants .....	667	1 623	6 839	29	6	6	7	5	5	—	—	—	—
7222	Limited-service eating places .....	758	1 759	7 561	46	12	5	11	17	1	—	—	—	—
72221	Limited-service eating places .....	758	1 759	7 561	46	12	5	11	17	1	—	—	—	—
722211	Limited-service restaurants .....	713	1 651	7 111	38	6	5	10	16	1	—	—	—	—
<b>81</b>	<b>Other services (except public administration)</b> .....	<b>1 338</b>	<b>9 008</b>	<b>36 595</b>	<b>195</b>	<b>117</b>	<b>46</b>	<b>17</b>	<b>11</b>	<b>4</b>	—	—	—	—
811	Repair & maintenance .....	279	2 268	8 517	46	28	12	3	2	1	—	—	—	—
8111	Automotive repair & maintenance .....	189	828	3 330	35	19	11	3	2	—	—	—	—	—
812	Personal & laundry services .....	121	425	1 877	28	18	7	2	1	—	—	—	—	—
813	Religious, grantmaking, civic, prof & like organizations .....	938	6 315	26 201	121	71	27	12	8	3	—	—	—	—
8131	Religious organizations .....	265	725	2 994	46	25	13	6	2	—	—	—	—	—
81311	Religious organizations .....	265	725	2 994	46	25	13	6	2	—	—	—	—	—
813110	Religious organizations .....	265	725	2 994	46	25	13	6	2	—	—	—	—	—
8139	Business, labor, political, like organizations .....	499	4 889	20 224	55	34	9	5	5	2	—	—	—	—
81391	Business associations .....	113	1 252	5 332	23	18	2	2	1	—	—	—	—	—
813910	Business associations .....	113	1 252	5 332	23	18	2	2	1	—	—	—	—	—
81392	Professional organizations .....	167	1 672	6 787	17	11	3	—	2	1	—	—	—	—
813920	Professional organizations .....	167	1 672	6 787	17	11	3	—	2	1	—	—	—	—
81393	Labor unions & similar labor organizations .....	143	1 277	5 178	10	4	3	1	1	1	—	—	—	—
813930	Labor unions & similar labor organizations .....	143	1 277	5 178	10	4	3	1	1	1	—	—	—	—
<b>95</b>	<b>Auxiliaries (exc corporate, subsidiary &amp; regional mgt)</b> .....	<b>14</b>	<b>110</b>	<b>472</b>	<b>3</b>	<b>1</b>	<b>2</b>	—	—	—	—	—	—	—
<b>99</b>	<b>Unclassified establishments</b> .....	<b>(A)</b>	<b>(D)</b>	<b>(D)</b>	<b>7</b>	<b>7</b>	—	—	—	—	—	—	—	—
<b>FULTON</b>														
	<b>Total</b> .....	<b>2 707</b>	<b>15 611</b>	<b>59 595</b>	<b>203</b>	<b>118</b>	<b>37</b>	<b>25</b>	<b>12</b>	<b>5</b>	<b>5</b>	<b>1</b>	—	—
<b>22</b>	<b>Utilities</b> .....	<b>(A)</b>	<b>(D)</b>	<b>(D)</b>	<b>1</b>	—	—	<b>1</b>	—	—	—	—	—	—
<b>23</b>	<b>Construction</b> .....	<b>(B)</b>	<b>(D)</b>	<b>(D)</b>	<b>6</b>	<b>5</b>	—	<b>1</b>	—	—	—	—	—	—
<b>31-33</b>	<b>Manufacturing</b> .....	<b>1 114</b>	<b>6 917</b>	<b>28 197</b>	<b>13</b>	<b>3</b>	—	<b>2</b>	<b>2</b>	<b>3</b>	<b>1</b>	—	—	—
311	Food mfg .....	(C)	(D)	(D)	2	1	—	—	—	—	1	—	—	—
3115	Dairy product mfg .....	(C)	(D)	(D)	1	—	—	—	—	—	1	—	—	—
31151	Dairy product (exc frozen) mfg .....	(C)	(D)	(D)	1	—	—	—	—	—	1	—	—	—
326	Plastics & rubber products mfg .....	(E)	(D)	(D)	2	—	—	—	—	—	2	—	—	—
3261	Plastics product mfg .....	(C)	(D)	(D)	1	—	—	—	—	—	1	—	—	—
32619	Other plastics product mfg .....	(C)	(D)	(D)	1	—	—	—	—	—	1	—	—	—
3262	Rubber product mfg .....	(C)	(D)	(D)	1	—	—	—	—	—	1	—	—	—
32629	Other rubber product mfg .....	(C)	(D)	(D)	1	—	—	—	—	—	1	—	—	—
327	Nonmetallic mineral product mfg .....	(E)	(D)	(D)	1	—	—	—	—	—	—	—	1	—
3272	Glass & glass product mfg .....	(E)	(D)	(D)	1	—	—	—	—	—	—	—	1	—
32721	Glass & glass product mfg .....	(E)	(D)	(D)	1	—	—	—	—	—	—	—	1	—
<b>42</b>	<b>Wholesale trade</b> .....	<b>255</b>	<b>1 575</b>	<b>6 336</b>	<b>12</b>	<b>2</b>	<b>5</b>	<b>4</b>	—	—	<b>1</b>	—	—	—
422	Wholesale trade, nondurable goods .....	225	1 458	5 816	8	1	4	2	—	—	1	—	—	—
4229	Miscellaneous nondurable goods whsle .....	(C)	(D)	(D)	3	—	2	—	—	—	1	—	—	—
42291	Farm supplies whsle .....	(C)	(D)	(D)	3	—	2	—	—	—	1	—	—	—
<b>44-45</b>	<b>Retail trade</b> .....	<b>488</b>	<b>1 614</b>	<b>6 648</b>	<b>57</b>	<b>31</b>	<b>13</b>	<b>6</b>	<b>5</b>	<b>2</b>	—	—	—	—
445	Food & beverage stores .....	168	539	2 260	16	8	3	2	2	1	—	—	—	—
4451	Grocery stores .....	123	386	1 618	5	1	—	1	2	1	—	—	—	—
44511	Grocery (except convenience) stores .....	123	386	1 618	5	1	—	1	2	1	—	—	—	—
445110	Grocery (except convenience) stores .....	123	386	1 618	5	1	—	1	2	1	—	—	—	—
<b>48-49</b>	<b>Transportation &amp; warehousing</b> .....	<b>(B)</b>	<b>(D)</b>	<b>(D)</b>	<b>5</b>	<b>3</b>	<b>1</b>	<b>1</b>	—	—	—	—	—	—
<b>51</b>	<b>Information</b> .....	<b>23</b>	<b>162</b>	<b>654</b>	<b>8</b>	<b>5</b>	<b>3</b>	—	—	—	—	—	—	—
<b>52</b>	<b>Finance &amp; insurance</b> .....	<b>105</b>	<b>832</b>	<b>2 693</b>	<b>23</b>	<b>16</b>	<b>4</b>	<b>1</b>	<b>2</b>	—	—	—	—	—
<b>53</b>	<b>Real estate &amp; rental &amp; leasing</b> .....	<b>(A)</b>	<b>(D)</b>	<b>(D)</b>	<b>4</b>	<b>3</b>	<b>1</b>	—	—	—	—	—	—	—
<b>54</b>	<b>Professional, scientific &amp; technical services</b> .....	<b>(B)</b>	<b>(D)</b>	<b>(D)</b>	<b>11</b>	<b>9</b>	<b>2</b>	—	—	—	—	—	—	—
<b>56</b>	<b>Admin, support, waste mgt, remediation services</b> .....	<b>(A)</b>	<b>(D)</b>	<b>(D)</b>	<b>1</b>	<b>1</b>	—	—	—	—	—	—	—	—
<b>62</b>	<b>Health care and social assistance</b> .....	<b>323</b>	<b>2 272</b>	<b>8 557</b>	<b>20</b>	<b>13</b>	<b>4</b>	<b>1</b>	—	<b>1</b>	<b>1</b>	—	—	—
622	Hospitals .....	(C)	(D)	(D)	1	—	—	—	—	—	1	—	—	—
6221	General medical & surgical hospitals .....	(C)	(D)	(D)	1	—	—	—	—	—	1	—	—	—
62211	General medical & surgical hospitals .....	(C)	(D)	(D)	1	—	—	—	—	—	1	—	—	—

See footnotes at end of table.

**Table 6. Counties—Employees, Payroll, and Establishments by Industry: 2001—Con.**

[Excludes most government employees, railroad employees, and self-employed persons. Size class 1 to 4 includes establishments with payroll, but no employees, during mid-March pay period. (D) denotes figures withheld to avoid disclosing data for individual companies; the data are included in broader industry totals. Detailed industries with 100 or more employees are shown if industry was not a (D). For explanation of terms, abbreviations, and data reliability/comparability, see introductory text]

NAICS code	Industry	Number of employees for week including March 12	Payroll (\$1,000)		Total number of establishments	Number of establishments by employment-size class								
			First quarter	Annual		1 to 4	5 to 9	10 to 19	20 to 49	50 to 99	100 to 249	250 to 499	500 to 999	1,000 or more
<b>FULTON—Con.</b>														
71	Arts, entertainment & recreation .....	(A)	(D)	(D)	3	2	—	1	—	—	—	—	—	—
72	Accommodation & food services .....	(C)	(D)	(D)	15	6	2	5	2	—	—	—	—	—
722	Food services & drinking places .....	(C)	(D)	(D)	14	6	1	5	2	—	—	—	—	—
7222	Limited-service eating places .....	113	151	656	6	2	1	1	2	—	—	—	—	—
72221	Limited-service eating places .....	113	151	656	6	2	1	1	2	—	—	—	—	—
722211	Limited-service restaurants .....	113	151	656	6	2	1	1	2	—	—	—	—	—
81	Other services (except public administration) .....	86	326	1 180	20	15	2	2	1	—	—	—	—	—
99	Unclassified establishments .....	(A)	(D)	(D)	4	4	—	—	—	—	—	—	—	—
<b>GALLATIN</b>														
	<b>Total .....</b>	<b>1 269</b>	<b>5 621</b>	<b>25 860</b>	<b>102</b>	<b>61</b>	<b>20</b>	<b>8</b>	<b>10</b>	<b>—</b>	<b>2</b>	<b>1</b>	<b>—</b>	<b>—</b>
23	Construction .....	67	395	2 117	11	8	—	2	1	—	—	—	—	—
31-33	Manufacturing .....	(C)	(D)	(D)	4	1	1	1	—	—	1	—	—	—
336	Transportation equipment mfg .....	(C)	(D)	(D)	1	—	—	—	—	—	1	—	—	—
3363	Motor vehicle parts mfg .....	(C)	(D)	(D)	1	—	—	—	—	—	1	—	—	—
33639	Other motor vehicle parts mfg .....	(C)	(D)	(D)	1	—	—	—	—	—	1	—	—	—
42	Wholesale trade .....	(E)	(D)	(D)	5	3	—	—	1	—	—	1	—	—
421	Wholesale trade, durable goods .....	(E)	(D)	(D)	4	3	—	—	—	—	—	1	—	—
4211	Motor vehicle, motor vehicle pt & supply whsle .....	(E)	(D)	(D)	2	1	—	—	—	—	—	1	—	—
42112	Motor vehicle supplies & new parts whsle .....	(E)	(D)	(D)	1	—	—	—	—	—	—	1	—	—
44-45	Retail trade .....	172	572	2 563	23	9	9	4	1	—	—	—	—	—
48-49	Transportation & warehousing .....	(B)	(D)	(D)	4	3	—	—	1	—	—	—	—	—
51	Information .....	(A)	(D)	(D)	1	—	1	—	—	—	—	—	—	—
52	Finance & insurance .....	34	135	513	4	2	1	—	1	—	—	—	—	—
53	Real estate & rental & leasing .....	7	16	65	3	3	—	—	—	—	—	—	—	—
54	Professional, scientific & technical services .....	15	57	245	7	7	—	—	—	—	—	—	—	—
56	Admin, support, waste mgt, remediation services .....	14	48	265	5	3	2	—	—	—	—	—	—	—
62	Health care and social assistance .....	176	791	2 925	11	6	2	—	2	—	1	—	—	—
623	Nursing & residential care facilities .....	(C)	(D)	(D)	1	—	—	—	—	—	1	—	—	—
6231	Nursing care facilities .....	(C)	(D)	(D)	1	—	—	—	—	—	1	—	—	—
62311	Nursing care facilities .....	(C)	(D)	(D)	1	—	—	—	—	—	1	—	—	—
71	Arts, entertainment & recreation .....	(A)	(D)	(D)	2	2	—	—	—	—	—	—	—	—
72	Accommodation & food services .....	110	253	1 160	8	2	2	1	3	—	—	—	—	—
722	Food services & drinking places .....	(C)	(D)	(D)	7	1	2	1	3	—	—	—	—	—
81	Other services (except public administration) .....	29	75	317	11	9	2	—	—	—	—	—	—	—
99	Unclassified establishments .....	(A)	(D)	(D)	3	3	—	—	—	—	—	—	—	—
<b>GARRARD</b>														
	<b>Total .....</b>	<b>1 967</b>	<b>9 464</b>	<b>38 709</b>	<b>224</b>	<b>132</b>	<b>47</b>	<b>28</b>	<b>12</b>	<b>2</b>	<b>2</b>	<b>1</b>	<b>—</b>	<b>—</b>
21	Mining .....	(B)	(D)	(D)	2	—	—	2	—	—	—	—	—	—
22	Utilities .....	(A)	(D)	(D)	1	—	—	1	—	—	—	—	—	—
23	Construction .....	405	1 886	8 772	40	29	7	2	1	—	—	1	—	—
235	Special trade contractors .....	310	1 409	6 545	22	18	2	1	—	—	—	1	—	—
2353	Electrical contractors .....	(E)	(D)	(D)	3	2	—	—	—	—	—	1	—	—
23531	Electrical contractors .....	(E)	(D)	(D)	3	2	—	—	—	—	—	1	—	—
31-33	Manufacturing .....	317	1 696	6 359	15	4	6	1	2	1	1	—	—	—
327	Nonmetallic mineral product mfg .....	(C)	(D)	(D)	1	—	—	—	—	—	1	—	—	—
3279	Other nonmetallic mineral product mfg .....	(C)	(D)	(D)	1	—	—	—	—	—	1	—	—	—
32791	Abrasive product mfg .....	(C)	(D)	(D)	1	—	—	—	—	—	1	—	—	—
42	Wholesale trade .....	106	374	1 605	6	2	1	—	3	—	—	—	—	—
44-45	Retail trade .....	219	774	3 139	44	27	11	4	2	—	—	—	—	—
48-49	Transportation & warehousing .....	(B)	(D)	(D)	3	1	1	—	—	1	—	—	—	—
51	Information .....	(B)	(D)	(D)	3	1	—	2	—	—	—	—	—	—
52	Finance & insurance .....	58	420	2 098	8	5	—	3	—	—	—	—	—	—
53	Real estate & rental & leasing .....	11	27	94	6	6	—	—	—	—	—	—	—	—
54	Professional, scientific & technical services .....	45	233	1 020	14	11	2	1	—	—	—	—	—	—
55	Management of companies & enterprises .....	(A)	(D)	(D)	2	2	—	—	—	—	—	—	—	—
56	Admin, support, waste mgt, remediation services .....	19	97	456	8	7	—	1	—	—	—	—	—	—
62	Health care and social assistance .....	357	2 030	7 137	28	14	8	4	1	—	1	—	—	—
622	Hospitals .....	(C)	(D)	(D)	1	—	—	—	—	—	1	—	—	—
6221	General medical & surgical hospitals .....	(C)	(D)	(D)	1	—	—	—	—	—	1	—	—	—
62211	General medical & surgical hospitals .....	(C)	(D)	(D)	1	—	—	—	—	—	1	—	—	—

See footnotes at end of table.

**Table 6. Counties—Employees, Payroll, and Establishments by Industry: 2001—Con.**

[Excludes most government employees, railroad employees, and self-employed persons. Size class 1 to 4 includes establishments with payroll, but no employees, during mid-March pay period. (D) denotes figures withheld to avoid disclosing data for individual companies; the data are included in broader industry totals. Detailed industries with 100 or more employees are shown if industry was not a (D). For explanation of terms, abbreviations, and data reliability/comparability, see introductory text]

NAICS code	Industry	Number of employees for week including March 12	Payroll (\$1,000)		Total number of establishments	Number of establishments by employment-size class								
			First quarter	Annual		1 to 4	5 to 9	10 to 19	20 to 49	50 to 99	100 to 249	250 to 499	500 to 999	1,000 or more
<b>GARRARD—Con.</b>														
71	Arts, entertainment & recreation .....	(B)	(D)	(D)	2	—	1	1	—	—	—	—	—	—
72	Accommodation & food services .....	109	170	654	9	2	1	4	2	—	—	—	—	—
722	Food services & drinking places .....	109	170	654	9	2	1	4	2	—	—	—	—	—
81	Other services (except public administration) .....	84	197	781	22	16	4	1	1	—	—	—	—	—
95	Auxiliaries (exc corporate, subsidiary & regional mgt) .....	(B)	(D)	(D)	10	4	5	1	—	—	—	—	—	—
99	Unclassified establishments .....	(A)	(D)	(D)	1	1	—	—	—	—	—	—	—	—
<b>GRANT</b>														
	<b>Total .....</b>	<b>4 662</b>	<b>22 915</b>	<b>96 421</b>	<b>451</b>	<b>239</b>	<b>98</b>	<b>61</b>	<b>43</b>	<b>5</b>	<b>3</b>	<b>2</b>	—	—
22	Utilities .....	(A)	(D)	(D)	2	1	—	1	—	—	—	—	—	—
23	Construction .....	240	1 003	5 382	67	50	13	3	1	—	—	—	—	—
235	Special trade contractors .....	162	687	3 184	44	32	9	3	—	—	—	—	—	—
31-33	<b>Manufacturing .....</b>	<b>968</b>	<b>6 178</b>	<b>25 134</b>	<b>20</b>	<b>7</b>	<b>4</b>	<b>2</b>	<b>2</b>	<b>2</b>	<b>1</b>	—	—	—
326	Plastics & rubber products mfg .....	(C)	(D)	(D)	2	—	—	—	—	2	—	—	—	—
3261	Plastics product mfg .....	(C)	(D)	(D)	2	—	—	—	—	2	—	—	—	—
332	Fabricated metal product mfg .....	(C)	(D)	(D)	3	2	—	—	—	—	1	—	—	—
3328	Coating, engrave, heat treating & oth activity .....	(C)	(D)	(D)	1	—	—	—	—	—	1	—	—	—
33281	Coating, engrave, heat treating & oth activity .....	(C)	(D)	(D)	1	—	—	—	—	—	1	—	—	—
333	Machinery mfg .....	139	1 030	4 113	4	—	2	—	1	—	1	—	—	—
3339	Other general purpose machinery mfg .....	(C)	(D)	(D)	2	—	—	—	1	—	1	—	—	—
33391	Pump & compressor mfg .....	(C)	(D)	(D)	2	—	—	—	1	—	1	—	—	—
336	Transportation equipment mfg .....	(E)	(D)	(D)	1	—	—	—	—	—	—	1	—	—
3363	Motor vehicle parts mfg .....	(E)	(D)	(D)	1	—	—	—	—	—	—	1	—	—
33635	MV transmission & power train parts mfg .....	(E)	(D)	(D)	1	—	—	—	—	—	—	1	—	—
42	<b>Wholesale trade .....</b>	<b>185</b>	<b>1 476</b>	<b>5 841</b>	<b>18</b>	<b>13</b>	—	<b>1</b>	<b>3</b>	<b>1</b>	—	—	—	—
422	Wholesale trade, nondurable goods .....	114	944	3 556	7	4	—	—	2	1	—	—	—	—
44-45	<b>Retail trade .....</b>	<b>1 198</b>	<b>5 022</b>	<b>20 796</b>	<b>90</b>	<b>35</b>	<b>26</b>	<b>17</b>	<b>11</b>	—	—	<b>1</b>	—	—
441	Motor vehicle & parts dealers .....	136	1 116	4 893	11	4	4	—	3	—	—	—	—	—
4411	Automobile dealers .....	(C)	(D)	(D)	5	1	1	—	3	—	—	—	—	—
445	Food & beverage stores .....	111	373	1 381	12	7	—	3	2	—	—	—	—	—
4451	Grocery stores .....	(C)	(D)	(D)	8	3	—	3	2	—	—	—	—	—
447	Gasoline stations .....	181	576	2 328	19	4	9	4	2	—	—	—	—	—
4471	Gasoline stations .....	181	576	2 328	19	4	9	4	2	—	—	—	—	—
44711	Gasoline stations with convenience stores .....	142	436	1 705	13	3	5	3	2	—	—	—	—	—
447110	Gasoline stations with convenience stores .....	142	436	1 705	13	3	5	3	2	—	—	—	—	—
452	General merchandise stores .....	(E)	(D)	(D)	5	1	2	1	—	—	—	1	—	—
4521	Department stores .....	(E)	(D)	(D)	1	—	—	—	—	—	—	1	—	—
45211	Department stores .....	(E)	(D)	(D)	1	—	—	—	—	—	—	1	—	—
48-49	<b>Transportation &amp; warehousing .....</b>	<b>123</b>	<b>562</b>	<b>2 668</b>	<b>31</b>	<b>24</b>	<b>2</b>	<b>5</b>	—	—	—	—	—	—
484	Truck transportation .....	107	483	2 336	27	21	2	4	—	—	—	—	—	—
51	<b>Information .....</b>	<b>43</b>	<b>617</b>	<b>2 026</b>	<b>7</b>	<b>4</b>	—	<b>3</b>	—	—	—	—	—	—
52	<b>Finance &amp; insurance .....</b>	<b>199</b>	<b>1 057</b>	<b>4 817</b>	<b>31</b>	<b>14</b>	<b>13</b>	<b>1</b>	<b>3</b>	—	—	—	—	—
522	Credit intermediation & related activities .....	169	915	4 171	20	5	11	1	3	—	—	—	—	—
5221	Depository credit intermediation .....	(C)	(D)	(D)	15	3	9	1	2	—	—	—	—	—
52211	Commercial banking .....	127	692	3 210	14	2	9	1	2	—	—	—	—	—
522110	Commercial banking .....	127	692	3 210	14	2	9	1	2	—	—	—	—	—
53	<b>Real estate &amp; rental &amp; leasing .....</b>	<b>48</b>	<b>159</b>	<b>757</b>	<b>15</b>	<b>11</b>	<b>4</b>	—	—	—	—	—	—	—
54	<b>Professional, scientific &amp; technical services .....</b>	<b>81</b>	<b>451</b>	<b>1 792</b>	<b>20</b>	<b>12</b>	<b>7</b>	<b>1</b>	—	—	—	—	—	—
56	<b>Admin, support, waste mgt, remediation services .....</b>	<b>186</b>	<b>768</b>	<b>2 763</b>	<b>20</b>	<b>14</b>	<b>3</b>	<b>1</b>	<b>1</b>	—	<b>1</b>	—	—	—
561	Administrative & support services .....	(C)	(D)	(D)	19	13	3	1	1	—	1	—	—	—
5613	Employment services .....	(C)	(D)	(D)	4	2	—	—	1	—	1	—	—	—
56132	Temporary help services .....	(C)	(D)	(D)	3	1	—	—	1	—	1	—	—	—
61	<b>Educational services .....</b>	<b>(A)</b>	<b>(D)</b>	<b>(D)</b>	<b>1</b>	<b>1</b>	—	—	—	—	—	—	—	—
62	<b>Health care and social assistance .....</b>	<b>457</b>	<b>3 079</b>	<b>13 273</b>	<b>31</b>	<b>8</b>	<b>10</b>	<b>4</b>	<b>7</b>	<b>2</b>	—	—	—	—
621	Ambulatory health care services .....	171	1 344	6 143	19	6	7	3	3	—	—	—	—	—
623	Nursing & residential care facilities .....	152	883	3 706	4	—	—	1	2	1	—	—	—	—
6231	Nursing care facilities .....	(C)	(D)	(D)	2	—	—	—	1	1	—	—	—	—
62311	Nursing care facilities .....	(C)	(D)	(D)	2	—	—	—	1	1	—	—	—	—
71	Arts, entertainment & recreation .....	(A)	(D)	(D)	3	2	1	—	—	—	—	—	—	—

See footnotes at end of table.

**Table 6. Counties—Employees, Payroll, and Establishments by Industry: 2001—Con.**

[Excludes most government employees, railroad employees, and self-employed persons. Size class 1 to 4 includes establishments with payroll, but no employees, during mid-March pay period. (D) denotes figures withheld to avoid disclosing data for individual companies; the data are included in broader industry totals. Detailed industries with 100 or more employees are shown if industry was not a (D). For explanation of terms, abbreviations, and data reliability/comparability, see introductory text]

NAICS code	Industry	Number of employees for week including March 12	Payroll (\$1,000)		Total number of establishments	Number of establishments by employment-size class								
			First quarter	Annual		1 to 4	5 to 9	10 to 19	20 to 49	50 to 99	100 to 249	250 to 499	500 to 999	1,000 or more
<b>GRANT—Con.</b>														
<b>72</b>	<b>Accommodation &amp; food services</b>	<b>714</b>	<b>1 663</b>	<b>7 668</b>	<b>49</b>	<b>12</b>	<b>4</b>	<b>19</b>	<b>14</b>	—	—	—	—	—
721	Accommodation	127	255	1 144	9	3	—	4	2	—	—	—	—	—
7211	Traveler accommodation	113	229	1 005	6	1	—	3	2	—	—	—	—	—
72111	Hotels (exc casino hotels) & motels	113	229	1 005	6	1	—	3	2	—	—	—	—	—
721110	Hotels (exc casino hotels) & motels	113	229	1 005	6	1	—	3	2	—	—	—	—	—
722	Food services & drinking places	587	1 408	6 524	40	9	4	15	12	—	—	—	—	—
7221	Full-service restaurants	219	543	2 676	14	3	2	4	5	—	—	—	—	—
72211	Full-service restaurants	219	543	2 676	14	3	2	4	5	—	—	—	—	—
722110	Full-service restaurants	219	543	2 676	14	3	2	4	5	—	—	—	—	—
7222	Limited-service eating places	359	847	3 787	23	4	1	11	7	—	—	—	—	—
72221	Limited-service eating places	359	847	3 787	23	4	1	11	7	—	—	—	—	—
<b>81</b>	<b>Other services (except public administration)</b>	<b>179</b>	<b>533</b>	<b>2 175</b>	<b>43</b>	<b>29</b>	<b>11</b>	<b>2</b>	<b>1</b>	—	—	—	—	—
<b>99</b>	<b>Unclassified establishments</b>	<b>(A)</b>	<b>(D)</b>	<b>(D)</b>	<b>3</b>	<b>2</b>	<b>—</b>	<b>1</b>	<b>—</b>	<b>—</b>	<b>—</b>	<b>—</b>	<b>—</b>	<b>—</b>
<b>GRAVES</b>														
	<b>Total</b>	<b>9 625</b>	<b>54 729</b>	<b>221 279</b>	<b>669</b>	<b>345</b>	<b>150</b>	<b>81</b>	<b>61</b>	<b>21</b>	<b>7</b>	<b>2</b>	<b>1</b>	<b>1</b>
<b>11</b>	<b>Forestry, fishing, hunting, and agriculture support</b>	<b>(A)</b>	<b>(D)</b>	<b>(D)</b>	<b>3</b>	<b>3</b>	<b>—</b>	<b>—</b>	<b>—</b>	<b>—</b>	<b>—</b>	<b>—</b>	<b>—</b>	<b>—</b>
<b>21</b>	<b>Mining</b>	<b>(B)</b>	<b>(D)</b>	<b>(D)</b>	<b>4</b>	<b>1</b>	<b>—</b>	<b>1</b>	<b>2</b>	<b>—</b>	<b>—</b>	<b>—</b>	<b>—</b>	<b>—</b>
<b>22</b>	<b>Utilities</b>	<b>(B)</b>	<b>(D)</b>	<b>(D)</b>	<b>2</b>	<b>—</b>	<b>1</b>	<b>—</b>	<b>—</b>	<b>1</b>	<b>—</b>	<b>—</b>	<b>—</b>	<b>—</b>
<b>23</b>	<b>Construction</b>	<b>558</b>	<b>3 586</b>	<b>12 723</b>	<b>83</b>	<b>52</b>	<b>15</b>	<b>8</b>	<b>6</b>	<b>2</b>	<b>—</b>	<b>—</b>	<b>—</b>	<b>—</b>
233	Building, developing & general contracting	191	1 522	5 297	26	19	3	1	2	1	—	—	—	—
2333	Nonresidential building construction	162	1 411	4 800	8	2	2	1	2	1	—	—	—	—
235	Special trade contractors	311	1 712	5 822	48	27	11	7	2	1	—	—	—	—
<b>31-33</b>	<b>Manufacturing</b>	<b>3 021</b>	<b>21 963</b>	<b>86 900</b>	<b>48</b>	<b>12</b>	<b>12</b>	<b>9</b>	<b>8</b>	<b>4</b>	<b>1</b>	<b>—</b>	<b>1</b>	<b>1</b>
311	Food mfg	(G)	(D)	(D)	3	1	—	—	—	—	1	—	1	—
3111	Animal food mfg	(C)	(D)	(D)	1	—	—	—	—	—	1	—	—	—
31111	Animal food mfg	(C)	(D)	(D)	1	—	—	—	—	—	1	—	—	—
3116	Animal slaughtering & processing	(F)	(D)	(D)	2	1	—	—	—	—	—	—	1	—
31161	Animal slaughtering & processing	(F)	(D)	(D)	2	1	—	—	—	—	—	—	1	—
321	Wood product mfg	172	967	4 707	10	3	2	2	2	1	—	—	—	—
326	Plastics & rubber products mfg	(G)	(D)	(D)	3	1	—	1	—	—	—	—	—	1
3262	Rubber product mfg	(G)	(D)	(D)	2	—	—	1	—	—	—	—	—	1
32621	Tire mfg	(G)	(D)	(D)	2	—	—	1	—	—	—	—	—	1
332	Fabricated metal product mfg	271	2 137	9 028	11	2	2	1	5	1	—	—	—	—
3327	Mach shops, turn prod, screw, nut, bolt mfg	155	1 509	6 492	7	1	1	1	4	—	—	—	—	—
33271	Machine shops	155	1 509	6 492	7	1	1	1	4	—	—	—	—	—
332710	Machine shops	155	1 509	6 492	7	1	1	1	4	—	—	—	—	—
<b>42</b>	<b>Wholesale trade</b>	<b>497</b>	<b>3 231</b>	<b>12 539</b>	<b>34</b>	<b>12</b>	<b>8</b>	<b>5</b>	<b>7</b>	<b>2</b>	<b>—</b>	<b>—</b>	<b>—</b>	<b>—</b>
421	Wholesale trade, durable goods	243	1 985	8 305	17	6	5	1	4	1	—	—	—	—
422	Wholesale trade, nondurable goods	254	1 246	4 234	17	6	3	4	3	1	—	—	—	—
4225	Farm product raw material whsle	139	815	2 442	6	2	1	1	1	1	—	—	—	—
42259	Other farm product raw material whsle	(C)	(D)	(D)	3	1	—	—	1	1	—	—	—	—
<b>44-45</b>	<b>Retail trade</b>	<b>1 525</b>	<b>6 518</b>	<b>27 642</b>	<b>131</b>	<b>62</b>	<b>38</b>	<b>15</b>	<b>11</b>	<b>4</b>	<b>—</b>	<b>1</b>	<b>—</b>	<b>—</b>
441	Motor vehicle & parts dealers	261	1 540	6 742	25	9	6	7	2	1	—	—	—	—
4411	Automobile dealers	112	773	3 491	10	6	1	1	1	1	—	—	—	—
4413	Automotive parts, accessories & tire stores	107	465	1 868	12	3	5	3	1	—	—	—	—	—
444	Bldg material & garden equip & supp dealers	168	1 046	4 588	20	9	6	3	2	—	—	—	—	—
4441	Building material & supplies dealers	(C)	(D)	(D)	14	6	5	1	2	—	—	—	—	—
445	Food & beverage stores	(E)	(D)	(D)	11	5	2	1	1	2	—	—	—	—
4451	Grocery stores	251	649	2 631	10	4	2	1	1	2	—	—	—	—
44511	Grocery (except convenience) stores	251	649	2 631	10	4	2	1	1	2	—	—	—	—
445110	Grocery (except convenience) stores	251	649	2 631	10	4	2	1	1	2	—	—	—	—
446	Health & personal care stores	106	512	2 234	8	2	2	1	3	—	—	—	—	—
4461	Health & personal care stores	106	512	2 234	8	2	2	1	3	—	—	—	—	—
447	Gasoline stations	108	304	1 130	17	7	8	1	1	—	—	—	—	—
4471	Gasoline stations	108	304	1 130	17	7	8	1	1	—	—	—	—	—
452	General merchandise stores	428	1 635	6 795	8	2	4	—	—	1	—	1	—	—
4529	Other general merchandise stores	(E)	(D)	(D)	7	2	4	—	—	—	—	—	1	—
45291	Warehouse clubs & superstores	(E)	(D)	(D)	1	—	—	—	—	—	—	—	1	—
<b>48-49</b>	<b>Transportation &amp; warehousing</b>	<b>104</b>	<b>604</b>	<b>2 577</b>	<b>19</b>	<b>14</b>	<b>2</b>	<b>1</b>	<b>2</b>	<b>—</b>	<b>—</b>	<b>—</b>	<b>—</b>	<b>—</b>
<b>51</b>	<b>Information</b>	<b>170</b>	<b>1 211</b>	<b>5 425</b>	<b>11</b>	<b>3</b>	<b>2</b>	<b>3</b>	<b>2</b>	<b>1</b>	<b>—</b>	<b>—</b>	<b>—</b>	<b>—</b>
513	Broadcasting & telecommunications	111	962	4 367	8	3	2	2	—	1	—	—	—	—
<b>52</b>	<b>Finance &amp; insurance</b>	<b>326</b>	<b>2 327</b>	<b>9 314</b>	<b>42</b>	<b>21</b>	<b>11</b>	<b>7</b>	<b>2</b>	<b>1</b>	<b>—</b>	<b>—</b>	<b>—</b>	<b>—</b>
522	Credit intermediation & related activities	241	1 708	6 852	24	10	6	5	2	1	—	—	—	—
5221	Depository credit intermediation	(C)	(D)	(D)	13	2	5	3	2	1	—	—	—	—
52211	Commercial banking	179	236	4 939	11	2	4	2	2	1	—	—	—	—
522110	Commercial banking	179	236	4 939	11	2	4	2	2	1	—	—	—	—

See footnotes at end of table.

**Table 6. Counties—Employees, Payroll, and Establishments by Industry: 2001—Con.**

[Excludes most government employees, railroad employees, and self-employed persons. Size class 1 to 4 includes establishments with payroll, but no employees, during mid-March pay period. (D) denotes figures withheld to avoid disclosing data for individual companies; the data are included in broader industry totals. Detailed industries with 100 or more employees are shown if industry was not a (D). For explanation of terms, abbreviations, and data reliability/comparability, see introductory text]

NAICS code	Industry	Number of employees for week including March 12	Payroll (\$1,000)		Total number of establishments	Number of establishments by employment-size class								
			First quarter	Annual		1 to 4	5 to 9	10 to 19	20 to 49	50 to 99	100 to 249	250 to 499	500 to 999	1,000 or more
<b>GRAVES—Con.</b>														
53	Real estate & rental & leasing .....	89	300	1 360	21	15	5	—	1	—	—	—	—	—
54	Professional, scientific & technical services .....	177	988	4 052	34	19	8	6	1	—	—	—	—	—
541	Professional, scientific & technical services .....	177	988	4 052	34	19	8	6	1	—	—	—	—	—
56	Admin, support, waste mgt, remediation services .....	126	745	3 356	21	13	4	3	—	1	—	—	—	—
61	Educational services .....	128	438	2 161	4	—	1	2	—	—	1	—	—	—
611	Educational services .....	128	438	2 161	4	—	1	2	—	—	1	—	—	—
6113	Colleges, universities & professional schools ...	(C)	(D)	(D)	1	—	—	—	—	—	1	—	—	—
61131	Colleges, universities & professional schools ...	(C)	(D)	(D)	1	—	—	—	—	—	1	—	—	—
62	Health care and social assistance .....	1 574	7 662	31 463	71	35	15	8	5	3	4	1	—	—
621	Ambulatory health care services .....	250	1 937	8 687	38	26	9	1	1	1	—	—	—	—
6211	Offices of physicians .....	171	1 558	6 913	17	11	4	—	1	1	—	—	—	—
62111	Offices of physicians .....	171	1 558	6 913	17	11	4	—	1	1	—	—	—	—
621111	Offices of physicians (exc mental health) ...	171	1 558	6 913	17	11	4	—	1	1	—	—	—	—
622	Hospitals .....	(E)	(D)	(D)	1	—	—	—	—	—	—	1	—	—
6221	General medical & surgical hospitals .....	(E)	(D)	(D)	1	—	—	—	—	—	—	1	—	—
62211	General medical & surgical hospitals .....	(E)	(D)	(D)	1	—	—	—	—	—	—	1	—	—
623	Nursing & residential care facilities .....	529	2 558	9 366	11	2	—	3	2	1	3	—	—	—
6231	Nursing care facilities .....	313	1 320	5 462	4	—	—	1	—	1	2	—	—	—
62311	Nursing care facilities .....	313	1 320	5 462	4	—	—	1	—	1	2	—	—	—
623110	Nursing care facilities .....	313	1 320	5 462	4	—	—	1	—	1	2	—	—	—
6232	Residential mental retardation, health facil .....	(C)	(D)	(D)	2	—	—	—	1	—	1	—	—	—
62321	Residential mental retardation facilities .....	(C)	(D)	(D)	1	—	—	—	—	—	1	—	—	—
624	Social assistance .....	(E)	(D)	(D)	21	7	6	4	2	1	1	—	—	—
6241	Individual & family services .....	(C)	(D)	(D)	10	2	3	3	1	1	—	—	—	—
62419	Other individual & family services .....	161	471	2 089	8	2	2	2	1	1	—	—	—	—
624190	Other individual & family services .....	161	471	2 089	8	2	2	2	1	1	—	—	—	—
6243	Vocational rehabilitation services .....	(C)	(D)	(D)	1	—	—	—	—	—	1	—	—	—
62431	Vocational rehabilitation services .....	(C)	(D)	(D)	1	—	—	—	—	—	1	—	—	—
71	Arts, entertainment & recreation .....	26	74	377	9	7	1	1	—	—	—	—	—	—
72	Accommodation & food services .....	638	1 191	5 128	45	18	8	8	9	1	1	—	—	—
722	Food services & drinking places .....	(D)	(D)	(D)	43	17	7	8	9	1	1	—	—	—
7221	Full-service restaurants .....	220	301	1 244	22	11	3	4	4	—	—	—	—	—
72211	Full-service restaurants .....	220	301	1 244	22	11	3	4	4	—	—	—	—	—
722110	Full-service restaurants .....	220	301	1 244	22	11	3	4	4	—	—	—	—	—
7222	Limited-service eating places .....	398	817	3 573	16	3	2	4	5	1	1	—	—	—
72221	Limited-service eating places .....	398	817	3 573	16	3	2	4	5	1	1	—	—	—
81	Other services (except public administration) .....	448	1 602	6 704	80	52	19	3	5	1	—	—	—	—
812	Personal & laundry services .....	133	675	2 981	15	8	4	1	1	1	—	—	—	—
8123	Drycleaning & laundry services .....	(C)	(D)	(D)	4	—	1	1	1	1	—	—	—	—
813	Religious, grantmaking, civic, prof & like organizations .....	275	801	3 218	47	28	13	2	4	—	—	—	—	—
8131	Religious organizations .....	232	661	2 622	38	22	11	2	3	—	—	—	—	—
81311	Religious organizations .....	232	661	2 622	38	22	11	2	3	—	—	—	—	—
813110	Religious organizations .....	232	661	2 622	38	22	11	2	3	—	—	—	—	—
95	Auxiliaries (exc corporate, subsidiary & regional mgt) .....	(A)	(D)	(D)	1	—	—	1	—	—	—	—	—	—
99	Unclassified establishments .....	6	17	60	6	6	—	—	—	—	—	—	—	—
<b>GRAYSON</b>														
	<b>Total .....</b>	<b>7 513</b>	<b>35 794</b>	<b>142 583</b>	<b>457</b>	<b>249</b>	<b>89</b>	<b>62</b>	<b>33</b>	<b>10</b>	<b>6</b>	<b>6</b>	<b>2</b>	<b>—</b>
11	Forestry, fishing, hunting, and agriculture support .....	(B)	(D)	(D)	5	4	—	—	1	—	—	—	—	—
21	Mining .....	(B)	(D)	(D)	2	—	—	2	—	—	—	—	—	—
22	Utilities .....	(B)	(D)	(D)	1	—	—	—	1	—	—	—	—	—
23	Construction .....	431	2 057	8 974	82	55	14	9	3	1	—	—	—	—
233	Building, developing & general contracting .....	107	509	1 947	15	11	—	2	2	—	—	—	—	—
235	Special trade contractors .....	270	1 183	4 961	59	40	12	5	1	1	—	—	—	—

See footnotes at end of table.

**Table 6. Counties—Employees, Payroll, and Establishments by Industry: 2001—Con.**

[Excludes most government employees, railroad employees, and self-employed persons. Size class 1 to 4 includes establishments with payroll, but no employees, during mid-March pay period. (D) denotes figures withheld to avoid disclosing data for individual companies; the data are included in broader industry totals. Detailed industries with 100 or more employees are shown if industry was not a (D). For explanation of terms, abbreviations, and data reliability/comparability, see introductory text]

NAICS code	Industry	Number of employees for week including March 12	Payroll (\$1,000)		Total number of establishments	Number of establishments by employment-size class									
			First quarter	Annual		1 to 4	5 to 9	10 to 19	20 to 49	50 to 99	100 to 249	250 to 499	500 to 999	1,000 or more	
<b>GRAYSON—Con.</b>															
<b>31-33</b>	<b>Manufacturing</b>	<b>2 922</b>	<b>16 853</b>	<b>66 285</b>	<b>32</b>	<b>8</b>	<b>4</b>	<b>3</b>	<b>7</b>	<b>2</b>	<b>2</b>	<b>5</b>	<b>1</b>	—	
311	Food mfg	(C)	(D)	(D)	2	1	—	—	—	—	1	—	—	—	
3115	Dairy product mfg	(C)	(D)	(D)	1	—	—	—	—	—	1	—	—	—	
31151	Dairy product (exc frozen) mfg	(C)	(D)	(D)	1	—	—	—	—	—	1	—	—	—	
315	Apparel manufacturing	(C)	(D)	(D)	2	—	—	—	1	—	1	—	—	—	
3152	Cut & sew apparel mfg	(C)	(D)	(D)	2	—	—	—	1	—	1	—	—	—	
31521	Cut & sew apparel contractors	(C)	(D)	(D)	2	—	—	—	1	—	1	—	—	—	
326	Plastics & rubber products mfg	(E)	(D)	(D)	2	—	—	—	—	1	—	1	—	—	
3261	Plastics product mfg	(E)	(D)	(D)	2	—	—	—	—	1	—	1	—	—	
32619	Other plastics product mfg	(E)	(D)	(D)	1	—	—	—	—	—	—	1	—	—	
332	Fabricated metal product mfg	753	4 805	18 385	8	1	—	1	3	1	—	2	—	—	
3322	Cutlery & handtool mfg	(E)	(D)	(D)	2	—	—	—	1	—	—	1	—	—	
33221	Cutlery & handtool mfg	(E)	(D)	(D)	2	—	—	—	1	—	—	1	—	—	
3325	Hardware mfg	(E)	(D)	(D)	1	—	—	—	—	—	—	1	—	—	
33251	Hardware mfg	(E)	(D)	(D)	1	—	—	—	—	—	—	1	—	—	
333	Machinery mfg	(F)	(D)	(D)	1	—	—	—	—	—	—	—	1	—	
3339	Other general purpose machinery mfg	(F)	(D)	(D)	1	—	—	—	—	—	—	—	1	—	
33391	Pump & compressor mfg	(F)	(D)	(D)	1	—	—	—	—	—	—	—	1	—	
335	Electrical equip, appliance & component mfg	(E)	(D)	(D)	1	—	—	—	—	—	—	—	1	—	
3352	Household appliance mfg	(E)	(D)	(D)	1	—	—	—	—	—	—	—	1	—	
33522	Major appliance mfg	(E)	(D)	(D)	1	—	—	—	—	—	—	—	1	—	
336	Transportation equipment mfg	(E)	(D)	(D)	1	—	—	—	—	—	—	—	1	—	
3363	Motor vehicle parts mfg	(E)	(D)	(D)	1	—	—	—	—	—	—	—	1	—	
33636	Motor vehicle seating & interior trim mfg	(E)	(D)	(D)	1	—	—	—	—	—	—	—	1	—	
<b>42</b>	<b>Wholesale trade</b>	<b>603</b>	<b>3 395</b>	<b>9 629</b>	<b>20</b>	<b>11</b>	<b>6</b>	<b>2</b>	—	—	—	—	—	<b>1</b>	
422	Wholesale trade, nondurable goods	(F)	(D)	(D)	9	5	2	1	—	—	—	—	—	1	
4229	Miscellaneous nondurable goods whlse	(F)	(D)	(D)	3	1	1	—	—	—	—	—	—	1	
42294	Tobacco & tobacco product whlse	(F)	(D)	(D)	1	—	—	—	—	—	—	—	—	1	
<b>44-45</b>	<b>Retail trade</b>	<b>912</b>	<b>3 431</b>	<b>14 076</b>	<b>94</b>	<b>48</b>	<b>22</b>	<b>16</b>	<b>6</b>	<b>1</b>	<b>1</b>	—	—	—	
444	Bldg material & garden equip & supp dealers	109	558	2 335	12	6	3	1	2	—	—	—	—	—	
445	Food & beverage stores	258	713	3 118	19	5	5	5	3	1	—	—	—	—	
4451	Grocery stores	(E)	(D)	(D)	18	5	4	5	3	1	—	—	—	—	
44511	Grocery (except convenience) stores	223	636	2 719	12	2	2	4	3	1	—	—	—	—	
445110	Grocery (except convenience) stores	223	636	2 719	12	2	2	4	3	1	—	—	—	—	
447	Gasoline stations	105	255	1 016	18	9	5	4	—	—	—	—	—	—	
4471	Gasoline stations	105	255	1 016	18	9	5	4	—	—	—	—	—	—	
452	General merchandise stores	(C)	(D)	(D)	4	—	2	1	—	—	1	—	—	—	
4521	Department stores	(C)	(D)	(D)	1	—	—	—	—	—	1	—	—	—	
45211	Department stores	(C)	(D)	(D)	1	—	—	—	—	—	1	—	—	—	
<b>48-49</b>	<b>Transportation &amp; warehousing</b>	<b>162</b>	<b>793</b>	<b>3 510</b>	<b>18</b>	<b>9</b>	<b>3</b>	<b>4</b>	<b>2</b>	—	—	—	—	—	
484	Truck transportation	(C)	(D)	(D)	14	7	2	3	2	—	—	—	—	—	
<b>51</b>	<b>Information</b>	<b>32</b>	<b>165</b>	<b>659</b>	<b>4</b>	<b>2</b>	—	<b>2</b>	—	—	—	—	—	—	
<b>52</b>	<b>Finance &amp; insurance</b>	<b>179</b>	<b>933</b>	<b>3 853</b>	<b>32</b>	<b>22</b>	<b>4</b>	<b>4</b>	<b>2</b>	—	—	—	—	—	
522	Credit intermediation & related activities	139	792	3 239	17	9	3	3	2	—	—	—	—	—	
5221	Depository credit intermediation	(C)	(D)	(D)	13	5	3	3	2	—	—	—	—	—	
52211	Commercial banking	123	706	2 862	12	5	2	3	2	—	—	—	—	—	
522110	Commercial banking	123	706	2 862	12	5	2	3	2	—	—	—	—	—	
<b>53</b>	<b>Real estate &amp; rental &amp; leasing</b>	<b>104</b>	<b>474</b>	<b>1 678</b>	<b>11</b>	<b>7</b>	<b>3</b>	—	—	<b>1</b>	—	—	—	—	
<b>54</b>	<b>Professional, scientific &amp; technical services</b>	<b>97</b>	<b>404</b>	<b>1 611</b>	<b>24</b>	<b>17</b>	<b>4</b>	<b>2</b>	<b>1</b>	—	—	—	—	—	
<b>56</b>	<b>Admin, support, waste mgt, remediation services</b>	<b>508</b>	<b>1 300</b>	<b>5 250</b>	<b>15</b>	<b>8</b>	<b>2</b>	<b>2</b>	—	<b>1</b>	<b>2</b>	—	—	—	
561	Administrative & support services	508	1 300	5 250	15	8	2	2	—	1	2	—	—	—	
5613	Employment services	(E)	(D)	(D)	2	—	—	—	—	1	1	—	—	—	
56132	Temporary help services	(E)	(D)	(D)	2	—	—	—	—	1	1	—	—	—	
5617	Services to buildings & dwellings	226	822	3 748	10	6	1	2	—	—	1	—	—	—	
56173	Landscaping services	(C)	(D)	(D)	6	3	1	1	—	—	1	—	—	—	
<b>61</b>	<b>Educational services</b>	<b>(A)</b>	<b>(D)</b>	<b>(D)</b>	<b>2</b>	<b>1</b>	<b>1</b>	—	—	—	—	—	—	—	
<b>62</b>	<b>Health care and social assistance</b>	<b>882</b>	<b>4 137</b>	<b>19 220</b>	<b>40</b>	<b>14</b>	<b>12</b>	<b>7</b>	<b>3</b>	<b>2</b>	<b>1</b>	<b>1</b>	—	—	
621	Ambulatory health care services	189	1 347	6 918	26	11	8	5	2	—	—	—	—	—	
6211	Offices of physicians	102	928	4 156	9	2	4	1	2	—	—	—	—	—	
62111	Offices of physicians	102	928	4 156	9	2	4	1	2	—	—	—	—	—	
621111	Offices of physicians (exc mental health)	102	928	4 156	9	2	4	1	2	—	—	—	—	—	
622	Hospitals	(E)	(D)	(D)	1	—	—	—	—	—	—	1	—	—	
6221	General medical & surgical hospitals	(E)	(D)	(D)	1	—	—	—	—	—	—	1	—	—	
62211	General medical & surgical hospitals	(E)	(D)	(D)	1	—	—	—	—	—	—	1	—	—	
623	Nursing & residential care facilities	218	644	2 861	4	1	1	—	—	1	1	—	—	—	
6231	Nursing care facilities	(C)	(D)	(D)	2	—	—	—	—	1	1	—	—	—	
62311	Nursing care facilities	(C)	(D)	(D)	2	—	—	—	—	1	1	—	—	—	
624	Social assistance	(C)	(D)	(D)	9	2	3	2	1	1	—	—	—	—	
6244	Child day care services	114	374	1 478	6	2	1	1	1	1	—	—	—	—	
62441	Child day care services	114	374	1 478	6	2	1	1	1	1	—	—	—	—	
624410	Child day care services	114	374	1 478	6	2	1	1	1	1	—	—	—	—	

See footnotes at end of table.

**Table 6. Counties—Employees, Payroll, and Establishments by Industry: 2001—Con.**

[Excludes most government employees, railroad employees, and self-employed persons. Size class 1 to 4 includes establishments with payroll, but no employees, during mid-March pay period. (D) denotes figures withheld to avoid disclosing data for individual companies; the data are included in broader industry totals. Detailed industries with 100 or more employees are shown if industry was not a (D). For explanation of terms, abbreviations, and data reliability/comparability, see introductory text]

NAICS code	Industry	Number of employees for week including March 12	Payroll (\$1,000)		Total number of establishments	Number of establishments by employment-size class									
			First quarter	Annual		1 to 4	5 to 9	10 to 19	20 to 49	50 to 99	100 to 249	250 to 499	500 to 999	1,000 or more	
<b>GRAYSON—Con.</b>															
71	Arts, entertainment & recreation .....	9	24	89	3	2	1	—	—	—	—	—	—	—	
72	Accommodation & food services .....	430	800	3 477	31	11	5	6	7	2	—	—	—	—	
722	Food services & drinking places .....	396	725	3 045	23	6	3	5	7	2	—	—	—	—	
7222	Limited-service eating places .....	316	602	2 541	14	2	2	2	6	2	—	—	—	—	
72221	Limited-service eating places .....	316	602	2 541	14	2	2	2	6	2	—	—	—	—	
81	Other services (except public administration) .....	150	412	1 843	39	28	8	3	—	—	—	—	—	—	
813	Religious, grantmaking, civic, prof & like organizations .....	101	242	1 070	20	12	5	3	—	—	—	—	—	—	
99	Unclassified establishments .....	(A)	(D)	(D)	2	2	—	—	—	—	—	—	—	—	
<b>GREEN</b>															
	<b>Total .....</b>	<b>1 549</b>	<b>6 577</b>	<b>26 759</b>	<b>175</b>	<b>116</b>	<b>25</b>	<b>17</b>	<b>12</b>	<b>1</b>	<b>4</b>	<b>—</b>	<b>—</b>	<b>—</b>	
11	Forestry, fishing, hunting, and agriculture support .....	(A)	(D)	(D)	1	1	—	—	—	—	—	—	—	—	
21	Mining .....	(A)	(D)	(D)	2	1	—	1	—	—	—	—	—	—	
23	Construction .....	59	186	761	11	9	—	—	2	—	—	—	—	—	
31-33	Manufacturing .....	333	1 946	6 900	11	4	2	1	3	—	1	—	—	—	
321	Wood product mfg .....	(C)	(D)	(D)	3	2	—	—	—	—	1	—	—	—	
3219	Other wood product mfg .....	(C)	(D)	(D)	2	1	—	—	—	—	1	—	—	—	
32191	Millwork .....	(C)	(D)	(D)	2	1	—	—	—	—	1	—	—	—	
42	Wholesale trade .....	30	141	573	7	4	2	1	—	—	—	—	—	—	
44-45	Retail trade .....	273	974	4 367	39	22	8	6	2	1	—	—	—	—	
48-49	Transportation & warehousing .....	7	35	132	4	4	—	—	—	—	—	—	—	—	
51	Information .....	(A)	(D)	(D)	2	1	—	1	—	—	—	—	—	—	
52	Finance & insurance .....	78	419	1 759	12	7	3	—	2	—	—	—	—	—	
53	Real estate & rental & leasing .....	12	26	104	5	5	—	—	—	—	—	—	—	—	
54	Professional, scientific & technical services .....	20	98	410	9	7	2	—	—	—	—	—	—	—	
55	Management of companies & enterprises .....	(A)	(D)	(D)	2	1	1	—	—	—	—	—	—	—	
56	Admin, support, waste mgt, remediation services .....	(A)	(D)	(D)	2	2	—	—	—	—	—	—	—	—	
61	Educational services .....	(A)	(D)	(D)	1	—	—	1	—	—	—	—	—	—	
62	Health care and social assistance .....	520	2 281	9 566	28	16	5	3	1	—	3	—	—	—	
621	Ambulatory health care services .....	182	660	2 781	16	10	2	2	1	—	1	—	—	—	
6216	Home health care services .....	(C)	(D)	(D)	2	—	—	—	1	—	1	—	—	—	
62161	Home health care services .....	(C)	(D)	(D)	2	—	—	—	1	—	1	—	—	—	
622	Hospitals .....	(C)	(D)	(D)	1	—	—	—	—	—	1	—	—	—	
6221	General medical & surgical hospitals .....	(C)	(D)	(D)	1	—	—	—	—	—	1	—	—	—	
62211	General medical & surgical hospitals .....	(C)	(D)	(D)	1	—	—	—	—	—	1	—	—	—	
623	Nursing & residential care facilities .....	(C)	(D)	(D)	2	1	—	—	—	—	1	—	—	—	
6231	Nursing care facilities .....	(C)	(D)	(D)	1	—	—	—	—	—	1	—	—	—	
62311	Nursing care facilities .....	(C)	(D)	(D)	1	—	—	—	—	—	1	—	—	—	
71	Arts, entertainment & recreation .....	2	9	54	3	3	—	—	—	—	—	—	—	—	
72	Accommodation & food services .....	98	166	705	7	2	1	2	2	—	—	—	—	—	
81	Other services (except public administration) .....	64	127	558	28	27	—	1	—	—	—	—	—	—	
99	Unclassified establishments .....	(A)	(D)	(D)	1	—	1	—	—	—	—	—	—	—	
<b>GREENUP</b>															
	<b>Total .....</b>	<b>4 950</b>	<b>27 323</b>	<b>107 875</b>	<b>487</b>	<b>272</b>	<b>111</b>	<b>50</b>	<b>36</b>	<b>10</b>	<b>7</b>	<b>1</b>	<b>—</b>	<b>—</b>	
11	Forestry, fishing, hunting, and agriculture support .....	(A)	(D)	(D)	2	1	1	—	—	—	—	—	—	—	
21	Mining .....	(B)	(D)	(D)	1	—	—	—	1	—	—	—	—	—	
22	Utilities .....	(A)	(D)	(D)	2	—	2	—	—	—	—	—	—	—	
23	Construction .....	259	1 325	6 030	38	24	9	2	2	1	—	—	—	—	
235	Special trade contractors .....	163	881	3 886	21	15	3	1	1	1	—	—	—	—	
31-33	Manufacturing .....	572	6 380	23 879	15	6	2	—	3	2	2	—	—	—	
326	Plastics & rubber products mfg .....	(C)	(D)	(D)	2	—	—	—	1	—	1	—	—	—	
3261	Plastics product mfg .....	(C)	(D)	(D)	1	—	—	—	—	—	1	—	—	—	
32614	Polystyrene foam product mfg .....	(C)	(D)	(D)	1	—	—	—	—	—	1	—	—	—	
327	Nonmetallic mineral product mfg .....	(C)	(D)	(D)	1	—	—	—	—	—	1	—	—	—	
3271	Clay product & refractory mfg .....	(C)	(D)	(D)	1	—	—	—	—	—	1	—	—	—	
32712	Clay building material & refractories mfg .....	(C)	(D)	(D)	1	—	—	—	—	—	1	—	—	—	
42	Wholesale trade .....	130	1 025	3 586	13	4	4	3	2	—	—	—	—	—	
421	Wholesale trade, durable goods .....	106	865	2 944	9	3	2	2	2	—	—	—	—	—	

See footnotes at end of table.

**Table 6. Counties—Employees, Payroll, and Establishments by Industry: 2001—Con.**

[Excludes most government employees, railroad employees, and self-employed persons. Size class 1 to 4 includes establishments with payroll, but no employees, during mid-March pay period. (D) denotes figures withheld to avoid disclosing data for individual companies; the data are included in broader industry totals. Detailed industries with 100 or more employees are shown if industry was not a (D). For explanation of terms, abbreviations, and data reliability/comparability, see introductory text]

NAICS code	Industry	Number of employees for week including March 12	Payroll (\$1,000)		Total number of establishments	Number of establishments by employment-size class									
			First quarter	Annual		1 to 4	5 to 9	10 to 19	20 to 49	50 to 99	100 to 249	250 to 499	500 to 999	1,000 or more	
<b>GREENUP—Con.</b>															
<b>44-45</b>	<b>Retail trade</b> .....	<b>759</b>	<b>2 689</b>	<b>12 557</b>	<b>93</b>	<b>43</b>	<b>29</b>	<b>12</b>	<b>7</b>	<b>2</b>	—	—	—	—	
445	Food & beverage stores .....	228	684	2 884	12	4	3	1	2	2	—	—	—	—	
4451	Grocery stores .....	(C)	(D)	(D)	11	3	3	1	2	2	—	—	—	—	
44511	Grocery (except convenience) stores .....	208	641	2 692	8	2	2	—	2	2	—	—	—	—	
445110	Grocery (except convenience) stores .....	208	641	2 692	8	2	2	—	2	2	—	—	—	—	
447	Gasoline stations .....	208	496	2 521	20	4	9	4	3	—	—	—	—	—	
4471	Gasoline stations .....	208	496	2 521	20	4	9	4	3	—	—	—	—	—	
44711	Gasoline stations with convenience stores .....	(C)	(D)	(D)	17	2	8	4	3	—	—	—	—	—	
<b>48-49</b>	<b>Transportation &amp; warehousing</b> .....	<b>127</b>	<b>823</b>	<b>2 795</b>	<b>18</b>	<b>8</b>	<b>4</b>	<b>5</b>	<b>1</b>	—	—	—	—	—	
<b>51</b>	<b>Information</b> .....	<b>17</b>	<b>186</b>	<b>724</b>	<b>5</b>	<b>4</b>	—	<b>1</b>	—	—	—	—	—	—	
<b>52</b>	<b>Finance &amp; insurance</b> .....	<b>253</b>	<b>1 582</b>	<b>6 827</b>	<b>36</b>	<b>18</b>	<b>12</b>	<b>3</b>	<b>2</b>	<b>1</b>	—	—	—	—	
522	Credit intermediation & related activities .....	190	1 172	4 705	22	7	10	3	1	1	—	—	—	—	
5221	Depository credit intermediation .....	(C)	(D)	(D)	21	6	10	3	1	1	—	—	—	—	
52211	Commercial banking .....	165	1 075	4 288	15	3	7	3	1	1	—	—	—	—	
522110	Commercial banking .....	165	1 075	4 288	15	3	7	3	1	1	—	—	—	—	
<b>53</b>	<b>Real estate &amp; rental &amp; leasing</b> .....	<b>42</b>	<b>172</b>	<b>682</b>	<b>15</b>	<b>13</b>	<b>1</b>	<b>1</b>	—	—	—	—	—	—	
<b>54</b>	<b>Professional, scientific &amp; technical services</b> .....	<b>165</b>	<b>705</b>	<b>2 904</b>	<b>39</b>	<b>26</b>	<b>9</b>	<b>3</b>	<b>1</b>	—	—	—	—	—	
541	Professional, scientific & technical services .....	165	705	2 904	39	26	9	3	1	—	—	—	—	—	
<b>55</b>	<b>Management of companies &amp; enterprises</b> .....	<b>(C)</b>	<b>(D)</b>	<b>(D)</b>	<b>7</b>	<b>2</b>	<b>3</b>	<b>1</b>	—	—	<b>1</b>	—	—	—	
551	Management of companies & enterprises .....	(C)	(D)	(D)	7	2	3	1	—	—	1	—	—	—	
5511	Management of companies & enterprises .....	(C)	(D)	(D)	7	2	3	1	—	—	1	—	—	—	
55111	Management of companies & enterprises .....	(C)	(D)	(D)	7	2	3	1	—	—	1	—	—	—	
<b>56</b>	<b>Admin. support, waste mgt, remediation services</b> .....	<b>382</b>	<b>1 011</b>	<b>4 145</b>	<b>23</b>	<b>15</b>	<b>4</b>	<b>2</b>	<b>1</b>	—	—	<b>1</b>	—	—	
561	Administrative & support services .....	375	992	4 065	19	11	4	2	1	—	—	1	—	—	
5614	Business support services .....	(E)	(D)	(D)	2	—	1	—	—	—	—	1	—	—	
56142	Telephone call centers .....	(E)	(D)	(D)	1	—	—	—	—	—	—	1	—	—	
<b>61</b>	<b>Educational services</b> .....	<b>(A)</b>	<b>(D)</b>	<b>(D)</b>	<b>2</b>	<b>1</b>	—	<b>1</b>	—	—	—	—	—	—	
<b>62</b>	<b>Health care and social assistance</b> .....	<b>649</b>	<b>3 037</b>	<b>13 375</b>	<b>64</b>	<b>39</b>	<b>14</b>	<b>3</b>	<b>4</b>	<b>3</b>	<b>1</b>	—	—	—	
621	Ambulatory health care services .....	306	1 910	8 308	50	35	11	1	2	1	—	—	—	—	
623	Nursing & residential care facilities .....	(E)	(D)	(D)	5	1	—	1	—	2	1	—	—	—	
6231	Nursing care facilities .....	(E)	(D)	(D)	4	—	—	1	—	2	1	—	—	—	
62311	Nursing care facilities .....	(E)	(D)	(D)	4	—	—	1	—	2	1	—	—	—	
<b>71</b>	<b>Arts, entertainment &amp; recreation</b> .....	<b>73</b>	<b>316</b>	<b>1 570</b>	<b>10</b>	<b>7</b>	<b>1</b>	<b>1</b>	<b>1</b>	—	—	—	—	—	
<b>72</b>	<b>Accommodation &amp; food services</b> .....	<b>994</b>	<b>2 041</b>	<b>9 534</b>	<b>35</b>	<b>11</b>	<b>2</b>	<b>9</b>	<b>9</b>	<b>1</b>	<b>3</b>	—	—	—	
722	Food services & drinking places .....	(F)	(D)	(D)	33	11	2	8	8	1	3	—	—	—	
7221	Full-service restaurants .....	(C)	(D)	(D)	9	6	—	2	—	—	1	—	—	—	
72211	Full-service restaurants .....	(C)	(D)	(D)	9	6	—	2	—	—	1	—	—	—	
7222	Limited-service eating places .....	812	1 641	7 933	24	5	2	6	8	1	2	—	—	—	
72221	Limited-service eating places .....	812	1 641	7 933	24	5	2	6	8	1	2	—	—	—	
<b>81</b>	<b>Other services (except public administration)</b> .....	<b>250</b>	<b>730</b>	<b>3 345</b>	<b>68</b>	<b>49</b>	<b>14</b>	<b>3</b>	<b>2</b>	—	—	—	—	—	
813	Religious, grantmaking, civic, prof & like organizations .....	146	309	1 362	36	27	6	1	2	—	—	—	—	—	
8131	Religious organizations .....	111	274	1 218	29	22	5	1	1	—	—	—	—	—	
81311	Religious organizations .....	111	274	1 218	29	22	5	1	1	—	—	—	—	—	
813110	Religious organizations .....	111	274	1 218	29	22	5	1	1	—	—	—	—	—	
<b>99</b>	<b>Unclassified establishments</b> .....	<b>(A)</b>	<b>(D)</b>	<b>(D)</b>	<b>1</b>	<b>1</b>	—	—	—	—	—	—	—	—	
<b>HANCOCK</b>															
	<b>Total</b> .....	<b>3 408</b>	<b>33 544</b>	<b>122 861</b>	<b>128</b>	<b>69</b>	<b>24</b>	<b>17</b>	<b>9</b>	<b>3</b>	<b>4</b>	—	<b>2</b>	—	
<b>11</b>	<b>Forestry, fishing, hunting, and agriculture support</b> .....	<b>(A)</b>	<b>(D)</b>	<b>(D)</b>	<b>1</b>	<b>1</b>	—	—	—	—	—	—	—	—	
<b>21</b>	<b>Mining</b> .....	<b>(A)</b>	<b>(D)</b>	<b>(D)</b>	<b>1</b>	<b>1</b>	—	—	—	—	—	—	—	—	
<b>22</b>	<b>Utilities</b> .....	<b>(B)</b>	<b>(D)</b>	<b>(D)</b>	<b>3</b>	<b>2</b>	—	—	—	<b>1</b>	—	—	—	—	
<b>23</b>	<b>Construction</b> .....	<b>117</b>	<b>586</b>	<b>2 627</b>	<b>15</b>	<b>7</b>	<b>3</b>	<b>4</b>	<b>1</b>	—	—	—	—	—	
<b>31-33</b>	<b>Manufacturing</b> .....	<b>2 335</b>	<b>27 579</b>	<b>99 741</b>	<b>18</b>	<b>7</b>	<b>1</b>	<b>4</b>	<b>1</b>	—	<b>3</b>	—	<b>2</b>	—	
327	Nonmetallic mineral product mfg .....	(C)	(D)	(D)	2	—	—	1	—	—	1	—	—	—	
3271	Clay product & refractory mfg .....	(C)	(D)	(D)	1	—	—	—	—	—	1	—	—	—	
32712	Clay building material & refractories mfg .....	(C)	(D)	(D)	1	—	—	—	—	—	1	—	—	—	
331	Primary metal mfg .....	1 872	23 481	84 371	5	1	1	—	—	—	1	—	2	—	
3313	Alumina & aluminum production & processing .....	(G)	(D)	(D)	4	1	—	—	—	—	1	—	2	—	
33131	Alumina & aluminum production & processing .....	(G)	(D)	(D)	4	1	—	—	—	—	1	—	2	—	
332	Fabricated metal product mfg .....	(C)	(D)	(D)	2	—	—	1	—	—	1	—	—	—	
3328	Coating, engrave, heat treating & oth activity .....	(C)	(D)	(D)	1	—	—	—	—	—	1	—	—	—	
33281	Coating, engrave, heat treating & oth activity .....	(C)	(D)	(D)	1	—	—	—	—	—	1	—	—	—	
<b>42</b>	<b>Wholesale trade</b> .....	<b>(A)</b>	<b>(D)</b>	<b>(D)</b>	<b>1</b>	—	—	<b>1</b>	—	—	—	—	—	—	
<b>44-45</b>	<b>Retail trade</b> .....	<b>179</b>	<b>586</b>	<b>2 565</b>	<b>18</b>	<b>10</b>	<b>2</b>	<b>3</b>	<b>3</b>	—	—	—	—	—	

See footnotes at end of table.



**Table 6. Counties—Employees, Payroll, and Establishments by Industry: 2001—Con.**

[Excludes most government employees, railroad employees, and self-employed persons. Size class 1 to 4 includes establishments with payroll, but no employees, during mid-March pay period. (D) denotes figures withheld to avoid disclosing data for individual companies; the data are included in broader industry totals. Detailed industries with 100 or more employees are shown if industry was not a (D). For explanation of terms, abbreviations, and data reliability/comparability, see introductory text]

NAICS code	Industry	Number of employees for week including March 12	Payroll (\$1,000)		Total number of establishments	Number of establishments by employment-size class									
			First quarter	Annual		1 to 4	5 to 9	10 to 19	20 to 49	50 to 99	100 to 249	250 to 499	500 to 999	1,000 or more	
<b>HANCOCK—Con.</b>															
48-49	Transportation & warehousing .....	(B)	(D)	(D)	4	2	1	—	—	1	—	—	—	—	
51	Information .....	157	1 405	3 915	4	2	1	—	—	—	1	—	—	—	
513	Broadcasting & telecommunications .....	(C)	(D)	(D)	3	2	—	—	—	—	1	—	—	—	
5132	Cable networks & program distribution .....	(C)	(D)	(D)	1	—	—	—	—	—	1	—	—	—	
51322	Cable & other program distribution .....	(C)	(D)	(D)	1	—	—	—	—	—	1	—	—	—	
52	Finance & insurance .....	57	299	1 415	9	7	1	—	1	—	—	—	—	—	
53	Real estate & rental & leasing .....	13	27	112	3	1	2	—	—	—	—	—	—	—	
54	Professional, scientific & technical services .....	29	98	375	9	6	2	1	—	—	—	—	—	—	
56	Admin, support, waste mgt, remediation services .....	25	104	391	5	3	1	1	—	—	—	—	—	—	
61	Educational services .....	(A)	(D)	(D)	3	1	2	—	—	—	—	—	—	—	
62	Health care and social assistance .....	129	402	1 690	11	7	1	1	1	1	—	—	—	—	
71	Arts, entertainment & recreation .....	(A)	(D)	(D)	1	1	—	—	—	—	—	—	—	—	
72	Accommodation & food services .....	57	85	412	5	1	1	2	1	—	—	—	—	—	
81	Other services (except public administration) .....	92	166	741	17	10	6	—	1	—	—	—	—	—	
<b>HARDIN</b>															
	<b>Total .....</b>	<b>33 130</b>	<b>190 874</b>	<b>800 893</b>	<b>1 977</b>	<b>950</b>	<b>438</b>	<b>290</b>	<b>192</b>	<b>58</b>	<b>35</b>	<b>8</b>	<b>3</b>	<b>3</b>	
11	Forestry, fishing, hunting, and agriculture support .....	(B)	(D)	(D)	2	—	—	2	—	—	—	—	—	—	
21	Mining .....	(B)	(D)	(D)	5	2	1	2	—	—	—	—	—	—	
22	Utilities .....	134	1 877	6 725	5	2	—	1	1	1	—	—	—	—	
221	Utilities .....	134	1 877	6 725	5	2	—	1	1	1	—	—	—	—	
2211	Elec pwr generation, transmsn & distribution ..	(C)	(D)	(D)	2	—	—	—	1	1	—	—	—	—	
22112	Electric pwr transmsn, control & distribution ..	(C)	(D)	(D)	2	—	—	—	1	1	—	—	—	—	
23	Construction .....	1 615	10 113	46 960	218	123	49	27	15	3	1	—	—	—	
233	Building, developing & general contracting .....	566	3 421	14 989	70	35	20	7	6	2	—	—	—	—	
2332	Residential building construction .....	(E)	(D)	(D)	53	28	16	3	4	2	—	—	—	—	
23321	Single-family housing construction .....	379	2 001	9 118	50	26	16	3	3	2	—	—	—	—	
233210	Single-family housing construction .....	379	2 001	9 118	50	26	16	3	3	2	—	—	—	—	
2333	Nonresidential building construction .....	(C)	(D)	(D)	15	7	3	3	2	—	—	—	—	—	
23332	Commercial & institutional bldg construction ..	124	814	3 455	13	7	2	2	2	—	—	—	—	—	
233320	Commercial & institutional bldg construction ..	124	814	3 455	13	7	2	2	2	—	—	—	—	—	
234	Heavy construction .....	146	919	7 954	18	7	4	5	2	—	—	—	—	—	
235	Special trade contractors .....	903	5 773	24 017	130	81	25	15	7	1	1	—	—	—	
2351	Plumbing, heating & AC contractor .....	307	2 541	9 952	27	17	4	2	2	1	1	—	—	—	
23511	Plumbing, heating & AC contractor .....	307	2 541	9 952	27	17	4	2	2	1	1	—	—	—	
235110	Plumbing, heating & AC contractor .....	307	2 541	9 952	27	17	4	2	2	1	1	—	—	—	
2353	Electrical contractors .....	140	1 130	5 065	17	9	5	1	2	—	—	—	—	—	
23531	Electrical contractors .....	140	1 130	5 065	17	9	5	1	2	—	—	—	—	—	
235310	Electrical contractors .....	140	1 130	5 065	17	9	5	1	2	—	—	—	—	—	
2357	Concrete contractors .....	103	832	3 008	18	13	3	—	2	—	—	—	—	—	
23571	Concrete contractors .....	103	832	3 008	18	13	3	—	2	—	—	—	—	—	
235710	Concrete contractors .....	103	832	3 008	18	13	3	—	2	—	—	—	—	—	
2359	Other special trade contractors .....	120	443	1 901	23	13	5	5	—	—	—	—	—	—	
31-33	<b>Manufacturing .....</b>	<b>6 882</b>	<b>58 694</b>	<b>231 455</b>	<b>69</b>	<b>14</b>	<b>10</b>	<b>11</b>	<b>9</b>	<b>7</b>	<b>11</b>	<b>4</b>	<b>2</b>	<b>1</b>	
315	Apparel manufacturing .....	(C)	(D)	(D)	1	—	—	—	—	—	1	—	—	—	
3152	Cut & sew apparel mfg .....	(C)	(D)	(D)	1	—	—	—	—	—	1	—	—	—	
31521	Cut & sew apparel contractors .....	(C)	(D)	(D)	1	—	—	—	—	—	1	—	—	—	
323	Printing & related support activities .....	129	874	4 222	5	—	3	1	—	—	1	—	—	—	
3231	Printing & related support activities .....	129	874	4 222	5	—	3	1	—	—	1	—	—	—	
32311	Printing .....	129	874	4 222	5	—	3	1	—	—	1	—	—	—	
325	Chemical mfg .....	586	7 400	29 740	7	1	1	1	—	1	3	—	—	—	
3251	Basic chemical mfg .....	(C)	(D)	(D)	2	—	1	—	—	—	1	—	—	—	
32513	Synthetic dye & pigment mfg .....	(C)	(D)	(D)	1	—	—	—	—	—	1	—	—	—	
3255	Paint, coating & adhesive mfg .....	(E)	(D)	(D)	2	—	—	—	—	1	1	—	—	—	
32552	Adhesive mfg .....	(E)	(D)	(D)	2	—	—	—	—	1	1	—	—	—	
3259	Other chemical product & preparation mfg .....	(C)	(D)	(D)	2	—	—	1	—	—	1	—	—	—	
32591	Printing ink mfg .....	(C)	(D)	(D)	1	—	—	—	—	—	1	—	—	—	
326	Plastics & rubber products mfg .....	(F)	(D)	(D)	4	—	—	1	1	—	1	1	—	—	
3261	Plastics product mfg .....	243	1 208	4 806	3	—	—	1	1	—	1	—	—	—	
32619	Other plastics product mfg .....	(C)	(D)	(D)	1	—	—	—	—	—	1	—	—	—	
3262	Rubber product mfg .....	(E)	(D)	(D)	1	—	—	—	—	—	—	1	—	—	
32622	Rubber & plastics hoses & belting mfg .....	(E)	(D)	(D)	1	—	—	—	—	—	—	1	—	—	
327	Nonmetallic mineral product mfg .....	823	7 924	30 365	5	—	—	2	—	2	—	—	1	—	
3272	Glass & glass product mfg .....	(F)	(D)	(D)	1	—	—	—	—	—	—	—	1	—	
32721	Glass & glass product mfg .....	(F)	(D)	(D)	1	—	—	—	—	—	—	—	1	—	
3273	Cement & concrete product mfg .....	(C)	(D)	(D)	2	—	—	—	—	2	—	—	—	—	

See footnotes at end of table.

**Table 6. Counties—Employees, Payroll, and Establishments by Industry: 2001—Con.**

[Excludes most government employees, railroad employees, and self-employed persons. Size class 1 to 4 includes establishments with payroll, but no employees, during mid-March pay period. (D) denotes figures withheld to avoid disclosing data for individual companies; the data are included in broader industry totals. Detailed industries with 100 or more employees are shown if industry was not a (D). For explanation of terms, abbreviations, and data reliability/comparability, see introductory text]

NAICS code	Industry	Number of employees for week including March 12	Payroll (\$1,000)		Total number of establishments	Number of establishments by employment-size class								
			First quarter	Annual		1 to 4	5 to 9	10 to 19	20 to 49	50 to 99	100 to 249	250 to 499	500 to 999	1,000 or more
<b>HARDIN—Con.</b>														
<b>31-33 Manufacturing—Con.</b>														
332	Fabricated metal product mfg .....	1 047	8 691	30 747	20	4	2	4	4	3	2	1	—	—
3322	Cutlery & handtool mfg .....	(C)	(D)	(D)	2	—	—	—	—	1	1	—	—	—
33221	Cutlery & handtool mfg .....	(C)	(D)	(D)	2	—	—	—	—	1	1	—	—	—
3326	Spring & wire product mfg .....	(C)	(D)	(D)	1	—	—	—	—	—	1	—	—	—
33261	Spring & wire product mfg .....	(C)	(D)	(D)	1	—	—	—	—	—	1	—	—	—
3327	Mach shops, turn prod, screw, nut, bolt mfg .....	194	1 391	5 127	8	1	2	2	2	1	—	—	—	—
33271	Machine shops .....	194	1 391	5 127	8	1	2	2	2	1	—	—	—	—
332710	Machine shops .....	194	1 391	5 127	8	1	2	2	2	1	—	—	—	—
3329	Other fabricated metal product mfg .....	(E)	(D)	(D)	2	—	—	1	—	—	—	1	—	—
33299	All other fabricated metal product mfg .....	(E)	(D)	(D)	2	—	—	1	—	—	—	1	—	—
333	Machinery mfg .....	298	2 386	9 162	4	—	—	1	1	1	1	—	—	—
3331	Ag, construction & mining machinery mfg .....	(C)	(D)	(D)	1	—	—	—	—	—	1	—	—	—
33312	Construction machinery mfg .....	(C)	(D)	(D)	1	—	—	—	—	—	1	—	—	—
335	Electrical equip, appliance & component mfg .....	(E)	(D)	(D)	3	—	1	—	—	—	1	1	—	—
3353	Electrical equipment mfg .....	(C)	(D)	(D)	2	—	1	—	—	—	1	—	—	—
33531	Electrical equipment mfg .....	(C)	(D)	(D)	2	—	1	—	—	—	1	—	—	—
3359	Other electrical equipment & component mfg ...	(E)	(D)	(D)	1	—	—	—	—	—	—	1	—	—
33592	Communication & energy wire & cable mfg ...	(E)	(D)	(D)	1	—	—	—	—	—	—	1	—	—
336	Transportation equipment mfg .....	(G)	(D)	(D)	3	—	—	—	—	—	1	—	1	1
3363	Motor vehicle parts mfg .....	(G)	(D)	(D)	3	—	—	—	—	—	1	—	1	1
33634	Motor vehicle brake system mfg .....	(F)	(D)	(D)	1	—	—	—	—	—	—	1	—	1
33639	Other motor vehicle parts mfg .....	(G)	(D)	(D)	2	—	—	—	—	—	1	—	—	1
337	Furniture & related product mfg .....	(E)	(D)	(D)	2	—	1	—	—	—	—	1	—	—
3371	HH & institutional furniture & kitchen cabinet mfg .....	(E)	(D)	(D)	2	—	1	—	—	—	—	1	—	—
33711	Wood kitchen cabinet & countertop mfg .....	(E)	(D)	(D)	2	—	1	—	—	—	—	1	—	—
<b>42</b>	<b>Wholesale trade .....</b>	<b>675</b>	<b>3 919</b>	<b>15 783</b>	<b>65</b>	<b>29</b>	<b>16</b>	<b>11</b>	<b>7</b>	<b>2</b>	—	—	—	—
421	Wholesale trade, durable goods .....	361	1 952	8 210	45	21	12	8	3	1	—	—	—	—
4218	Machinery, equipment & supplies whsle .....	105	797	3 453	15	6	4	5	—	—	—	—	—	—
422	Wholesale trade, nondurable goods .....	314	1 967	7 573	20	8	4	3	4	1	—	—	—	—
4224	Grocery & related product whsle .....	191	1 117	4 719	8	2	1	1	4	—	—	—	—	—
<b>44-45</b>	<b>Retail trade .....</b>	<b>5 887</b>	<b>24 981</b>	<b>104 102</b>	<b>436</b>	<b>174</b>	<b>117</b>	<b>87</b>	<b>35</b>	<b>14</b>	<b>8</b>	<b>1</b>	—	—
441	Motor vehicle & parts dealers .....	894	5 791	24 461	73	25	17	19	11	—	1	—	—	—
4411	Automobile dealers .....	578	4 214	17 799	34	13	6	3	11	—	1	—	—	—
44111	New car dealers .....	504	3 669	15 886	18	2	3	2	10	—	1	—	—	—
441110	New car dealers .....	504	3 669	15 886	18	2	3	2	10	—	1	—	—	—
4413	Automotive parts, accessories & tire stores .....	242	1 137	4 610	31	11	8	12	—	—	—	—	—	—
44131	Automotive parts, accessories & tire stores .....	128	545	2 255	19	9	2	8	—	—	—	—	—	—
441310	Automotive parts, accessories & tire stores .....	128	545	2 255	19	9	2	8	—	—	—	—	—	—
44132	Tire dealers .....	114	592	2 355	12	2	6	4	—	—	—	—	—	—
441320	Tire dealers .....	114	592	2 355	12	2	6	4	—	—	—	—	—	—
442	Furniture & home furnishing stores .....	129	590	2 746	23	10	8	5	—	—	—	—	—	—
444	Bldg material & garden equip & supp dealers .....	481	2 760	12 601	38	11	12	12	1	1	1	—	—	—
4441	Building material & supplies dealers .....	411	2 487	10 979	26	5	10	8	1	1	1	—	—	—
44411	Home centers .....	163	748	3 678	3	—	1	1	—	—	1	—	—	—
444110	Home centers .....	163	748	3 678	3	—	1	1	—	—	1	—	—	—
44419	Other building material dealers .....	206	1 577	6 586	18	3	8	5	1	1	—	—	—	—
444190	Other building material dealers .....	206	1 577	6 586	18	3	8	5	1	1	—	—	—	—
445	Food & beverage stores .....	728	2 581	10 688	35	12	7	9	3	2	2	—	—	—
4451	Grocery stores .....	702	2 478	10 216	28	8	4	9	3	2	2	—	—	—
44511	Grocery (except convenience) stores .....	634	2 305	9 463	18	4	2	5	3	2	2	—	—	—
445110	Grocery (except convenience) stores .....	634	2 305	9 463	18	4	2	5	3	2	2	—	—	—
446	Health & personal care stores .....	249	1 059	4 622	27	12	5	7	2	1	—	—	—	—
4461	Health & personal care stores .....	249	1 059	4 622	27	12	5	7	2	1	—	—	—	—
44611	Pharmacies & drug stores .....	128	589	2 546	7	—	2	3	1	1	—	—	—	—
446110	Pharmacies & drug stores .....	128	589	2 546	7	—	2	3	1	1	—	—	—	—
447	Gasoline stations .....	779	2 126	8 322	53	15	16	9	10	3	—	—	—	—
4471	Gasoline stations .....	779	2 126	8 322	53	15	16	9	10	3	—	—	—	—
44711	Gasoline stations with convenience stores .....	541	1 119	4 587	42	10	14	8	10	—	—	—	—	—
447110	Gasoline stations with convenience stores .....	541	1 119	4 587	42	10	14	8	10	—	—	—	—	—
44719	Other gasoline stations .....	238	1 007	3 735	11	5	2	1	—	3	—	—	—	—
447190	Other gasoline stations .....	238	1 007	3 735	11	5	2	1	—	3	—	—	—	—
448	Clothing & clothing accessories stores .....	536	1 486	5 953	52	26	12	9	2	2	1	—	—	—
4481	Clothing stores .....	414	1 004	4 039	29	14	6	4	2	2	1	—	—	—
44814	Family clothing stores .....	310	703	2 728	9	2	2	—	2	2	1	—	—	—
448140	Family clothing stores .....	310	703	2 728	9	2	2	—	2	2	1	—	—	—
451	Sporting goods, hobby, book & music stores .....	136	372	1 642	20	5	11	4	—	—	—	—	—	—
452	General merchandise stores .....	1 168	4 732	19 412	22	3	10	1	2	3	2	1	—	—
4521	Department stores .....	554	2 184	8 998	6	—	—	—	1	3	2	—	—	—
45211	Department stores .....	554	2 184	8 998	6	—	—	—	1	3	2	—	—	—
452110	Department stores .....	554	2 184	8 998	6	—	—	—	1	3	2	—	—	—
4529	Other general merchandise stores .....	614	2 548	10 414	16	3	10	1	1	—	—	1	—	—
45291	Warehouse clubs & superstores .....	(E)	(D)	(D)	1	—	—	—	—	—	—	1	—	—
45299	All other general merchandise stores .....	(C)	(D)	(D)	15	3	10	1	1	—	—	—	—	—
453	Miscellaneous store retailers .....	543	2 305	9 085	60	33	13	9	3	1	1	—	—	—
4539	Other miscellaneous store retailers .....	353	1 724	6 688	23	9	7	4	1	1	1	—	—	—
45399	All other miscellaneous store retailers .....	248	1 260	4 734	8	3	1	2	—	1	1	—	—	—

See footnotes at end of table.

**Table 6. Counties—Employees, Payroll, and Establishments by Industry: 2001—Con.**

[Excludes most government employees, railroad employees, and self-employed persons. Size class 1 to 4 includes establishments with payroll, but no employees, during mid-March pay period. (D) denotes figures withheld to avoid disclosing data for individual companies; the data are included in broader industry totals. Detailed industries with 100 or more employees are shown if industry was not a (D). For explanation of terms, abbreviations, and data reliability/comparability, see introductory text]

NAICS code	Industry	Number of employees for week including March 12	Payroll (\$1,000)		Total number of establishments	Number of establishments by employment-size class																				
			First quarter	Annual		1 to 4	5 to 9	10 to 19	20 to 49	50 to 99	100 to 249	250 to 499	500 to 999	1,000 or more												
<b>HARDIN—Con.</b>																										
<b>44-45 Retail trade—Con.</b>																										
454	Nonstore retailers .....	154	716	2 859	13	8	3	—	1	1	—	—	—	—	—	—	—									
4541	Electronic shopping & mail-order houses .....	109	459	1 838	8	6	1	—	—	1	—	—	—	—	—	—	—									
45411	Electronic shopping & mail-order houses .....	109	459	1 838	8	6	1	—	—	1	—	—	—	—	—	—	—									
454110	Electronic shopping & mail-order houses .....	109	459	1 838	8	6	1	—	—	1	—	—	—	—	—	—	—									
<b>48-49 Transportation &amp; warehousing .....</b>														<b>854</b>	<b>5 182</b>	<b>21 249</b>	<b>56</b>	<b>26</b>	<b>8</b>	<b>13</b>	<b>7</b>	<b>—</b>	<b>2</b>	<b>—</b>	<b>—</b>	<b>—</b>
484	Truck transportation .....	676	4 228	17 388	41	21	5	9	4	—	2	—	—	—	—	—	—									
4841	General freight trucking .....	254	1 440	5 782	24	17	3	3	—	—	1	—	—	—	—	—	—									
48412	General freight trucking, long-distance .....	220	1 281	5 057	14	11	—	2	—	—	1	—	—	—	—	—	—									
484121	General freight trucking, long-distance, TL .....	220	1 281	5 057	14	11	—	2	—	—	1	—	—	—	—	—	—									
4842	Specialized freight trucking .....	422	2 788	11 606	17	4	2	6	4	—	1	—	—	—	—	—	—									
48422	Specialized freight (exc used) trucking, local .....	109	694	3 586	9	3	1	3	2	—	—	—	—	—	—	—	—									
484220	Specialized freight (exc used) trucking, local .....	109	694	3 586	9	3	1	3	2	—	—	—	—	—	—	—	—									
48423	Specialized freight (exc used) trucking, LDist .....	273	1 890	7 075	5	1	—	2	1	—	1	—	—	—	—	—	—									
484230	Specialized freight (exc used) trucking, LDist .....	273	1 890	7 075	5	1	—	2	1	—	1	—	—	—	—	—	—									
<b>51 Information .....</b>														<b>641</b>	<b>5 506</b>	<b>22 031</b>	<b>33</b>	<b>13</b>	<b>4</b>	<b>5</b>	<b>7</b>	<b>3</b>	<b>1</b>	<b>—</b>	<b>—</b>	<b>—</b>
511	Publishing industries .....	(C)	(D)	(D)	3	2	—	—	—	—	1	—	—	—	—	—	—									
5111	Newspaper, periodical, book, database publishers .....	(C)	(D)	(D)	3	2	—	—	—	—	1	—	—	—	—	—	—									
51111	Newspaper publishers .....	(C)	(D)	(D)	3	2	—	—	—	—	1	—	—	—	—	—	—									
513	Broadcasting & telecommunications .....	281	2 272	9 491	20	8	3	4	3	2	—	—	—	—	—	—	—									
5133	Telecommunications .....	(C)	(D)	(D)	14	8	3	1	1	1	—	—	—	—	—	—	—									
51331	Wired telecommunications carriers .....	114	1 171	5 058	10	6	2	—	1	1	—	—	—	—	—	—	—									
513310	Wired telecommunications carriers .....	114	1 171	5 058	10	6	2	—	1	1	—	—	—	—	—	—	—									
514	Information & data processing services .....	(C)	(D)	(D)	7	2	1	1	2	1	—	—	—	—	—	—	—									
5142	Data processing services .....	(C)	(D)	(D)	4	1	—	—	2	1	—	—	—	—	—	—	—									
51421	Data processing services .....	(C)	(D)	(D)	4	1	—	—	2	1	—	—	—	—	—	—	—									
<b>52 Finance &amp; insurance .....</b>														<b>886</b>	<b>6 319</b>	<b>27 676</b>	<b>122</b>	<b>64</b>	<b>34</b>	<b>17</b>	<b>5</b>	<b>2</b>	<b>—</b>	<b>—</b>	<b>—</b>	<b>—</b>
522	Credit intermediation & related activities .....	704	4 911	21 859	70	26	26	11	5	2	—	—	—	—	—	—	—									
5221	Depository credit intermediation .....	602	4 204	17 803	43	9	16	11	5	2	—	—	—	—	—	—	—									
52211	Commercial banking .....	368	2 613	10 439	31	9	11	6	4	1	—	—	—	—	—	—	—									
522110	Commercial banking .....	368	2 613	10 439	31	9	11	6	4	1	—	—	—	—	—	—	—									
52212	Savings institutions .....	(C)	(D)	(D)	7	—	4	2	1	—	—	—	—	—	—	—	—									
52213	Credit unions .....	(C)	(D)	(D)	5	—	1	3	—	1	—	—	—	—	—	—	—									
524	Insurance carriers & related activities .....	158	1 175	4 787	38	25	7	6	—	—	—	—	—	—	—	—	—									
5242	Agencies & other insurance related activities .....	(C)	(D)	(D)	30	19	7	4	—	—	—	—	—	—	—	—	—									
52421	Insurance agencies & brokerages .....	115	743	3 251	28	17	7	4	—	—	—	—	—	—	—	—	—									
524210	Insurance agencies & brokerages .....	115	743	3 251	28	17	7	4	—	—	—	—	—	—	—	—	—									
<b>53 Real estate &amp; rental &amp; leasing .....</b>														<b>349</b>	<b>1 333</b>	<b>5 825</b>	<b>83</b>	<b>60</b>	<b>17</b>	<b>3</b>	<b>3</b>	<b>—</b>	<b>—</b>	<b>—</b>	<b>—</b>	<b>—</b>
531	Real estate .....	141	598	2 615	60	51	8	1	—	—	—	—	—	—	—	—	—									
532	Rental & leasing services .....	208	735	3 210	23	9	9	2	3	—	—	—	—	—	—	—	—									
5322	Consumer goods rental .....	166	439	1 927	13	4	5	1	3	—	—	—	—	—	—	—	—									
53223	Video tape & disc rental .....	150	367	1 582	9	2	3	1	3	—	—	—	—	—	—	—	—									
532230	Video tape & disc rental .....	150	367	1 582	9	2	3	1	3	—	—	—	—	—	—	—	—									
<b>54 Professional, scientific &amp; technical services .....</b>														<b>1 264</b>	<b>10 583</b>	<b>52 505</b>	<b>131</b>	<b>82</b>	<b>28</b>	<b>14</b>	<b>5</b>	<b>1</b>	<b>—</b>	<b>—</b>	<b>1</b>	<b>—</b>
541	Professional, scientific & technical services .....	1 264	10 583	52 505	131	82	28	14	5	1	—	—	—	—	1	—	—									
5411	Legal services .....	173	950	4 264	44	30	9	5	—	—	—	—	—	—	—	—	—									
54111	Offices of lawyers .....	(C)	(D)	(D)	42	30	8	4	—	—	—	—	—	—	—	—	—									
5412	Accounting, tax prep, bookkeep, payroll services .....	116	565	2 064	26	17	6	2	1	—	—	—	—	—	—	—	—									
54121	Accounting, tax prep, bookkeep, payroll services .....	116	565	2 064	26	17	6	2	1	—	—	—	—	—	—	—	—									
5416	Management, sci & tech consulting services .....	172	1 155	5 213	12	5	3	2	1	1	—	—	—	—	—	—	—									
54161	Management consulting services .....	157	1 018	4 523	9	3	3	1	1	1	—	—	—	—	—	—	—									
5419	Oth professional, scientific, technical services .....	(F)	(D)	(D)	18	13	1	2	1	—	—	—	—	—	—	1	—									
54191	Marketing research & public opinion polling .....	(F)	(D)	(D)	1	—	—	—	—	—	—	—	—	—	—	1	—									
<b>55 Management of companies &amp; enterprises .....</b>														<b>400</b>	<b>2 348</b>	<b>9 354</b>	<b>8</b>	<b>3</b>	<b>1</b>	<b>1</b>	<b>2</b>	<b>—</b>	<b>—</b>	<b>1</b>	<b>—</b>	<b>—</b>
551	Management of companies & enterprises .....	400	2 348	9 354	8	3	1	1	2	—	—	—	—	—	1	—	—									
5511	Management of companies & enterprises .....	400	2 348	9 354	8	3	1	1	2	—	—	—	—	—	1	—	—									
55111	Management of companies & enterprises .....	400	2 348	9 354	8	3	1	1	2	—	—	—	—	—	1	—	—									
551114	Corp, subsidiary & regional managing offices .....	400	2 348	9 354	8	3	1	1	2	—	—	—	—	—	1	—	—									
<b>56 Admin, support, waste mgt, remediation services .....</b>														<b>1 183</b>	<b>5 119</b>	<b>21 784</b>	<b>64</b>	<b>32</b>	<b>13</b>	<b>11</b>	<b>3</b>	<b>2</b>	<b>1</b>	<b>2</b>	<b>—</b>	<b>—</b>
561	Administrative & support services .....	1 114	4 597	20 178	60	32	13	8	2	2	1	2	—	—	—	—	—									
5611	Office administrative services .....	(C)	(D)	(D)	4	2	—	1	—	—	1	—	—	—	—	—	—									
56111	Office administrative services .....	(C)	(D)	(D)	4	2	—	1	—	—	1	—	—	—	—	—	—									
5613	Employment services .....	420	1 315	6 484	6	1	1	1	—	2	—	1	—	—	—	—	—									
56132	Temporary help services .....	(E)	(D)	(D)	5	1	—	1	—	2	—	1	—	—	—	—	—									
5617	Services to buildings & dwellings .....	472	1 804	7 321	30	17	6	5	1	—	—	—	—	—	—	—	—									
56172	Janitorial services .....	371	1 314	5 124	12	6	3	1	1	—	—	—	—	—	—	—	—									
561720	Janitorial services .....	371	1 314	5 124	12	6	3	1	1	—	—	—	—	—	—	—	—									

See footnotes at end of table.

**Table 6. Counties—Employees, Payroll, and Establishments by Industry: 2001—Con.**

[Excludes most government employees, railroad employees, and self-employed persons. Size class 1 to 4 includes establishments with payroll, but no employees, during mid-March pay period. (D) denotes figures withheld to avoid disclosing data for individual companies; the data are included in broader industry totals. Detailed industries with 100 or more employees are shown if industry was not a (D). For explanation of terms, abbreviations, and data reliability/comparability, see introductory text]

NAICS code	Industry	Number of employees for week including March 12	Payroll (\$1,000)		Total number of establishments	Number of establishments by employment-size class									
			First quarter	Annual		1 to 4	5 to 9	10 to 19	20 to 49	50 to 99	100 to 249	250 to 499	500 to 999	1,000 or more	
<b>HARDIN—Con.</b>															
<b>61</b>	<b>Educational services</b> .....	<b>189</b>	<b>559</b>	<b>2 359</b>	<b>19</b>	<b>10</b>	<b>5</b>	—	<b>4</b>	—	—	—	—	—	
611	Educational services .....	189	559	2 359	19	10	5	—	4	—	—	—	—	—	
6111	Elementary & secondary schools .....	113	313	1 266	4	—	1	—	3	—	—	—	—	—	
61111	Elementary & secondary schools .....	113	313	1 266	4	—	1	—	3	—	—	—	—	—	
611110	Elementary & secondary schools .....	113	313	1 266	4	—	1	—	3	—	—	—	—	—	
<b>62</b>	<b>Health care and social assistance</b> .....	<b>7 076</b>	<b>38 103</b>	<b>164 920</b>	<b>241</b>	<b>104</b>	<b>58</b>	<b>41</b>	<b>27</b>	<b>3</b>	<b>6</b>	—	—	<b>2</b>	
621	Ambulatory health care services .....	1 293	12 272	61 192	165	85	38	26	15	1	—	—	—	—	
6211	Offices of physicians .....	708	8 557	44 098	86	46	18	12	10	—	—	—	—	—	
62111	Offices of physicians .....	708	8 557	44 098	86	46	18	12	10	—	—	—	—	—	
621111	Offices of physicians (exc mental health) ..	701	8 543	44 045	83	43	18	12	10	—	—	—	—	—	
6212	Offices of dentists .....	241	1 422	6 573	41	18	14	9	—	—	—	—	—	—	
62121	Offices of dentists .....	241	1 422	6 573	41	18	14	9	—	—	—	—	—	—	
621210	Offices of dentists .....	241	1 422	6 573	41	18	14	9	—	—	—	—	—	—	
6216	Home health care services .....	132	892	3 765	3	—	—	—	2	1	—	—	—	—	
62161	Home health care services .....	132	892	3 765	3	—	—	—	2	1	—	—	—	—	
621610	Home health care services .....	132	892	3 765	3	—	—	—	2	1	—	—	—	—	
622	Hospitals .....	4 344	20 720	81 962	4	—	—	—	—	—	2	—	—	2	
6221	General medical & surgical hospitals .....	(H)	(D)	(D)	2	—	—	—	—	—	—	—	—	2	
62211	General medical & surgical hospitals .....	(H)	(D)	(D)	2	—	—	—	—	—	—	—	—	2	
6222	Psychiatric & substance abuse hospitals .....	(C)	(D)	(D)	1	—	—	—	—	—	1	—	—	—	
62221	Psychiatric & substance abuse hospitals .....	(C)	(D)	(D)	1	—	—	—	—	—	1	—	—	—	
6223	Other specialty hospitals .....	(C)	(D)	(D)	1	—	—	—	—	—	1	—	—	—	
62231	Other specialty hospitals .....	(C)	(D)	(D)	1	—	—	—	—	—	1	—	—	—	
623	Nursing & residential care facilities .....	972	3 708	15 833	21	2	7	2	4	2	4	—	—	—	
6231	Nursing care facilities .....	549	2 070	8 336	4	—	—	—	—	1	3	—	—	—	
62311	Nursing care facilities .....	549	2 070	8 336	4	—	—	—	—	1	3	—	—	—	
623110	Nursing care facilities .....	549	2 070	8 336	4	—	—	—	—	1	3	—	—	—	
6232	Residential mental retardation, health facil .....	(E)	(D)	(D)	11	1	6	—	2	1	1	—	—	—	
62321	Residential mental retardation facilities .....	(C)	(D)	(D)	6	1	4	—	—	1	—	—	—	—	
62322	Residential mental health, subst abuse facil ..	(C)	(D)	(D)	5	—	2	—	2	1	—	—	—	—	
624	Social assistance .....	467	1 405	5 933	51	17	13	13	8	—	—	—	—	—	
6241	Individual & family services .....	122	499	2 057	16	6	4	4	2	—	—	—	—	—	
6244	Child day care services .....	278	629	2 731	28	7	8	9	4	—	—	—	—	—	
62441	Child day care services .....	278	629	2 731	28	7	8	9	4	—	—	—	—	—	
624410	Child day care services .....	278	629	2 731	28	7	8	9	4	—	—	—	—	—	
<b>71</b>	<b>Arts, entertainment &amp; recreation</b> .....	<b>186</b>	<b>439</b>	<b>2 067</b>	<b>26</b>	<b>15</b>	<b>4</b>	<b>4</b>	<b>3</b>	—	—	—	—	—	
713	Amusement, gambling & recreation industries ....	180	428	1 985	20	9	4	4	3	—	—	—	—	—	
7139	Other amusement & recreation industries .....	171	406	1 897	17	7	3	4	3	—	—	—	—	—	
<b>72</b>	<b>Accommodation &amp; food services</b> .....	<b>3 056</b>	<b>7 198</b>	<b>30 314</b>	<b>141</b>	<b>41</b>	<b>15</b>	<b>19</b>	<b>46</b>	<b>18</b>	<b>2</b>	—	—	—	
721	Accommodation .....	301	612	2 691	21	8	3	3	5	2	—	—	—	—	
7211	Traveler accommodation .....	(E)	(D)	(D)	18	5	3	3	5	2	—	—	—	—	
72111	Hotels (exc casino hotels) & motels .....	296	595	2 630	17	4	3	3	5	2	—	—	—	—	
721110	Hotels (exc casino hotels) & motels .....	296	595	2 630	17	4	3	3	5	2	—	—	—	—	
722	Food services & drinking places .....	2 755	6 586	27 623	120	33	12	16	41	16	2	—	—	—	
7221	Full-service restaurants .....	1 176	3 084	13 120	52	17	6	5	15	8	1	—	—	—	
72211	Full-service restaurants .....	1 176	3 084	13 120	52	17	6	5	15	8	1	—	—	—	
722110	Full-service restaurants .....	1 176	3 084	13 120	52	17	6	5	15	8	1	—	—	—	
7222	Limited-service eating places .....	1 577	3 499	14 482	64	12	6	11	26	8	1	—	—	—	
72221	Limited-service eating places .....	1 577	3 499	14 482	64	12	6	11	26	8	1	—	—	—	
722211	Limited-service restaurants .....	1 524	3 458	14 272	60	10	5	11	25	8	1	—	—	—	
<b>81</b>	<b>Other services (except public administration)</b> .....	<b>1 560</b>	<b>6 055</b>	<b>25 720</b>	<b>236</b>	<b>144</b>	<b>57</b>	<b>20</b>	<b>11</b>	<b>2</b>	<b>2</b>	—	—	—	
811	Repair & maintenance .....	486	2 552	10 579	90	60	17	8	5	—	—	—	—	—	
8111	Automotive repair & maintenance .....	313	1 433	5 871	70	48	14	6	2	—	—	—	—	—	
81111	Automotive mechanical & electrical R&M .....	132	594	2 407	42	34	7	1	—	—	—	—	—	—	
811119	Other automotive R&M .....	114	396	1 659	12	3	5	2	2	—	—	—	—	—	
812	Personal & laundry services .....	349	1 383	6 123	45	25	11	6	2	—	1	—	—	—	
8121	Personal care services .....	104	377	1 545	20	12	5	2	1	—	—	—	—	—	
8123	Drycleaning & laundry services .....	218	792	3 502	15	6	3	4	1	—	1	—	—	—	
81233	Linen & uniform supply .....	(C)	(D)	(D)	3	—	1	1	—	—	1	—	—	—	
813	Religious, grantmaking, civic, prof & like organizations .....	725	2 120	9 018	101	59	29	6	4	2	1	—	—	—	
8131	Religious organizations .....	503	1 446	6 105	64	37	19	3	3	1	1	—	—	—	
81311	Religious organizations .....	503	1 446	6 105	64	37	19	3	3	1	1	—	—	—	
813110	Religious organizations .....	503	1 446	6 105	64	37	19	3	3	1	1	—	—	—	
8139	Business, labor, political, like organizations .....	176	505	2 114	23	13	5	3	1	1	—	—	—	—	
<b>95</b>	<b>Auxiliaries (exc corporate, subsidiary &amp; regional mgt)</b> .....	<b>200</b>	<b>2 033</b>	<b>7 925</b>	<b>5</b>	<b>1</b>	—	<b>1</b>	<b>2</b>	—	<b>1</b>	—	—	—	
<b>99</b>	<b>Unclassified establishments</b> .....	<b>23</b>	<b>81</b>	<b>463</b>	<b>12</b>	<b>11</b>	<b>1</b>	—	—	—	—	—	—	—	

See footnotes at end of table.

**Table 6. Counties—Employees, Payroll, and Establishments by Industry: 2001—Con.**

[Excludes most government employees, railroad employees, and self-employed persons. Size class 1 to 4 includes establishments with payroll, but no employees, during mid-March pay period. (D) denotes figures withheld to avoid disclosing data for individual companies; the data are included in broader industry totals. Detailed industries with 100 or more employees are shown if industry was not a (D). For explanation of terms, abbreviations, and data reliability/comparability, see introductory text]

NAICS code	Industry	Number of employees for week including March 12	Payroll (\$1,000)		Total number of establishments	Number of establishments by employment-size class								
			First quarter	Annual		1 to 4	5 to 9	10 to 19	20 to 49	50 to 99	100 to 249	250 to 499	500 to 999	1,000 or more
<b>HARLAN</b>														
	<b>Total</b> .....	<b>5 281</b>	<b>27 883</b>	<b>119 974</b>	<b>517</b>	<b>288</b>	<b>100</b>	<b>69</b>	<b>48</b>	<b>6</b>	<b>4</b>	<b>2</b>		
<b>11</b>	<b>Forestry, fishing, hunting, and agriculture support</b> .....	<b>90</b>	<b>435</b>	<b>1 872</b>	<b>12</b>	<b>4</b>	<b>4</b>	<b>4</b>						
<b>21</b>	<b>Mining</b> .....	<b>612</b>	<b>5 357</b>	<b>23 596</b>	<b>18</b>	<b>7</b>		<b>5</b>	<b>4</b>		<b>1</b>	<b>1</b>		
212	Mining (except oil & gas) .....	(F)	(D)	(D)	15	7		4	2		1	1		
2121	Coal mining .....	539	4 793	21 008	14	7		3	2		1	1		
21211	Coal mining .....	539	4 793	21 008	14	7		3	2		1	1		
212112	Bituminous coal underground mining .....	461	4 216	18 203	7	3		2			1	1		
<b>22</b>	<b>Utilities</b> .....	<b>(B)</b>	<b>(D)</b>	<b>(D)</b>	<b>3</b>			<b>1</b>						
<b>23</b>	<b>Construction</b> .....	<b>204</b>	<b>1 197</b>	<b>5 589</b>	<b>32</b>	<b>16</b>	<b>9</b>	<b>5</b>	<b>2</b>					
<b>31-33</b>	<b>Manufacturing</b> .....	<b>262</b>	<b>1 151</b>	<b>3 988</b>	<b>15</b>	<b>8</b>	<b>1</b>	<b>2</b>	<b>2</b>	<b>1</b>	<b>1</b>			
337	Furniture & related product mfg .....	(C)	(D)	(D)	1						1			
3371	HH & institutional furniture & kitchen cabinet mfg .....	(C)	(D)	(D)	1						1			
33712	Household & institutional furniture mfg .....	(C)	(D)	(D)	1						1			
<b>42</b>	<b>Wholesale trade</b> .....	<b>207</b>	<b>1 402</b>	<b>6 501</b>	<b>22</b>	<b>9</b>	<b>3</b>	<b>7</b>	<b>3</b>					
421	Wholesale trade, durable goods .....	186	1 292	5 613	19	8	2	6	3					
4218	Machinery, equipment & supplies whsle .....	144	1 044	4 577	12	3	2	5	2					
42181	Const & mining (exc petroleum) equip whsle .....	117	905	3 947	9	2	1	4	2					
421810	Const & mining (exc petroleum) equip whsle .....	117	905	3 947	9	2	1	4	2					
<b>44-45</b>	<b>Retail trade</b> .....	<b>1 148</b>	<b>3 884</b>	<b>16 266</b>	<b>113</b>	<b>59</b>	<b>29</b>	<b>10</b>	<b>12</b>	<b>2</b>	<b>1</b>			
444	Bldg material & garden equip & supp dealers .....	102	439	1 858	7	2	2		3					
4441	Building material & supplies dealers .....	102	439	1 858	7	2	2		3					
445	Food & beverage stores .....	299	930	3 782	19	9	4	2	2	2				
4451	Grocery stores .....	(E)	(D)	(D)	18	8	4	2	2	2				
44511	Grocery (except convenience) stores .....	286	898	3 673	15	6	3	2	2	2				
445110	Grocery (except convenience) stores .....	286	898	3 673	15	6	3	2	2	2				
447	Gasoline stations .....	108	276	1 137	15	6	5	3	1					
4471	Gasoline stations .....	108	276	1 137	15	6	5	3	1					
452	General merchandise stores .....	299	987	4 316	12	3	6	1	1		1			
4521	Department stores .....	(C)	(D)	(D)	1						1			
45211	Department stores .....	(C)	(D)	(D)	1						1			
<b>48-49</b>	<b>Transportation &amp; warehousing</b> .....	<b>99</b>	<b>547</b>	<b>2 361</b>	<b>28</b>	<b>24</b>	<b>1</b>	<b>2</b>	<b>1</b>					
<b>51</b>	<b>Information</b> .....	<b>96</b>	<b>441</b>	<b>1 699</b>	<b>16</b>	<b>9</b>	<b>5</b>	<b>1</b>	<b>1</b>					
<b>52</b>	<b>Finance &amp; insurance</b> .....	<b>176</b>	<b>1 141</b>	<b>4 476</b>	<b>22</b>	<b>11</b>	<b>4</b>	<b>4</b>	<b>3</b>					
522	Credit intermediation & related activities .....	113	714	2 742	13	4	4	3	2					
<b>53</b>	<b>Real estate &amp; rental &amp; leasing</b> .....	<b>70</b>	<b>307</b>	<b>1 345</b>	<b>22</b>	<b>14</b>	<b>8</b>							
<b>54</b>	<b>Professional, scientific &amp; technical services</b> .....	<b>208</b>	<b>1 073</b>	<b>4 542</b>	<b>41</b>	<b>28</b>	<b>7</b>	<b>5</b>		<b>1</b>				
541	Professional, scientific & technical services .....	208	1 073	4 542	41	28	7	5		1				
<b>55</b>	<b>Management of companies &amp; enterprises</b> .....	<b>(A)</b>	<b>(D)</b>	<b>(D)</b>	<b>1</b>	<b>1</b>								
<b>56</b>	<b>Admin, support, waste mgt, remediation services</b> .....	<b>142</b>	<b>511</b>	<b>2 431</b>	<b>14</b>	<b>8</b>	<b>1</b>	<b>2</b>	<b>3</b>					
561	Administrative & support services .....	(C)	(D)	(D)	11	6	1	2	2					
<b>61</b>	<b>Educational services</b> .....	<b>62</b>	<b>161</b>	<b>591</b>	<b>5</b>	<b>1</b>	<b>1</b>	<b>2</b>	<b>1</b>					
<b>62</b>	<b>Health care and social assistance</b> .....	<b>1 217</b>	<b>8 297</b>	<b>36 645</b>	<b>49</b>	<b>24</b>	<b>10</b>	<b>2</b>	<b>9</b>	<b>2</b>	<b>1</b>	<b>1</b>		
621	Ambulatory health care services .....	340	3 157	13 469	29	15	8	1	4	1				
6211	Offices of physicians .....	144	1 890	8 788	11	6	3	1		1				
62111	Offices of physicians .....	144	1 890	8 788	11	6	3	1		1				
621111	Offices of physicians (exc mental health) .....	144	1 890	8 788	11	6	3	1		1				
622	Hospitals .....	(E)	(D)	(D)	1							1		
6221	General medical & surgical hospitals .....	(E)	(D)	(D)	1							1		
62211	General medical & surgical hospitals .....	(E)	(D)	(D)	1							1		
623	Nursing & residential care facilities .....	(E)	(D)	(D)	4				2	1	1			
6231	Nursing care facilities .....	(C)	(D)	(D)	3				1	1	1			
62311	Nursing care facilities .....	(C)	(D)	(D)	3				1	1	1			
624	Social assistance .....	125	317	1 377	15	9	2	1	3					
<b>71</b>	<b>Arts, entertainment &amp; recreation</b> .....	<b>(A)</b>	<b>(D)</b>	<b>(D)</b>	<b>2</b>	<b>2</b>								
<b>72</b>	<b>Accommodation &amp; food services</b> .....	<b>423</b>	<b>933</b>	<b>3 963</b>	<b>30</b>	<b>6</b>	<b>5</b>	<b>12</b>	<b>7</b>					
722	Food services & drinking places .....	387	864	3 651	26	5	4	10	7					
7222	Limited-service eating places .....	291	661	2 829	17	2	3	6	6					
72221	Limited-service eating places .....	291	661	2 829	17	2	3	6	6					
722211	Limited-service restaurants .....	291	661	2 829	17	2	3	6	6					
<b>81</b>	<b>Other services (except public administration)</b> .....	<b>228</b>	<b>636</b>	<b>2 749</b>	<b>67</b>	<b>52</b>	<b>10</b>	<b>5</b>						
813	Religious, grantmaking, civic, prof & like organizations .....	109	180	718	40	34	5	1						
<b>95</b>	<b>Auxiliaries (exc corporate, subsidiary &amp; regional mgt)</b> .....	<b>(A)</b>	<b>(D)</b>	<b>(D)</b>	<b>1</b>	<b>1</b>								

See footnotes at end of table.

**Table 6. Counties—Employees, Payroll, and Establishments by Industry: 2001—Con.**

[Excludes most government employees, railroad employees, and self-employed persons. Size class 1 to 4 includes establishments with payroll, but no employees, during mid-March pay period. (D) denotes figures withheld to avoid disclosing data for individual companies; the data are included in broader industry totals. Detailed industries with 100 or more employees are shown if industry was not a (D). For explanation of terms, abbreviations, and data reliability/comparability, see introductory text]

NAICS code	Industry	Number of employees for week including March 12	Payroll (\$1,000)		Total number of establishments	Number of establishments by employment-size class										
			First quarter	Annual		1 to 4	5 to 9	10 to 19	20 to 49	50 to 99	100 to 249	250 to 499	500 to 999	1,000 or more		
<b>99</b>	<b>HARLAN—Con.</b>															
	<b>Unclassified establishments</b> . . . . .	<b>(A)</b>	<b>(D)</b>	<b>(D)</b>	<b>4</b>	<b>4</b>	<b>—</b>	<b>—</b>	<b>—</b>	<b>—</b>	<b>—</b>	<b>—</b>	<b>—</b>	<b>—</b>	<b>—</b>	<b>—</b>
	<b>HARRISON</b>															
	<b>Total</b> . . . . .	<b>4 208</b>	<b>27 042</b>	<b>110 970</b>	<b>306</b>	<b>167</b>	<b>64</b>	<b>36</b>	<b>25</b>	<b>6</b>	<b>4</b>	<b>3</b>	<b>1</b>	<b>—</b>	<b>—</b>	<b>—</b>
<b>11</b>	<b>Forestry, fishing, hunting, and agriculture support</b> . . . . .	<b>(A)</b>	<b>(D)</b>	<b>(D)</b>	<b>1</b>	<b>1</b>	<b>—</b>	<b>—</b>	<b>—</b>	<b>—</b>	<b>—</b>	<b>—</b>	<b>—</b>	<b>—</b>	<b>—</b>	<b>—</b>
<b>22</b>	<b>Utilities</b> . . . . .	<b>(B)</b>	<b>(D)</b>	<b>(D)</b>	<b>2</b>	<b>—</b>	<b>—</b>	<b>1</b>	<b>1</b>	<b>—</b>	<b>—</b>	<b>—</b>	<b>—</b>	<b>—</b>	<b>—</b>	<b>—</b>
<b>23</b>	<b>Construction</b> . . . . .	<b>182</b>	<b>1 642</b>	<b>8 524</b>	<b>26</b>	<b>22</b>	<b>2</b>	<b>1</b>	<b>—</b>	<b>—</b>	<b>1</b>	<b>—</b>	<b>—</b>	<b>—</b>	<b>—</b>	<b>—</b>
234	Heavy construction . . . . .	(C)	(D)	(D)	3	—	1	1	—	—	1	—	—	—	—	—
2349	Other heavy construction . . . . .	(C)	(D)	(D)	3	—	1	1	—	—	1	—	—	—	—	—
23499	All other heavy construction . . . . .	(C)	(D)	(D)	1	—	—	—	—	—	1	—	—	—	—	—
<b>31-33</b>	<b>Manufacturing</b> . . . . .	<b>1 575</b>	<b>15 085</b>	<b>59 506</b>	<b>17</b>	<b>3</b>	<b>2</b>	<b>2</b>	<b>5</b>	<b>—</b>	<b>2</b>	<b>2</b>	<b>1</b>	<b>—</b>	<b>—</b>	<b>—</b>
322	Paper mfg . . . . .	(F)	(D)	(D)	2	—	—	—	—	—	1	—	1	—	—	—
3222	Converted paper product mfg . . . . .	(F)	(D)	(D)	2	—	—	—	—	—	1	—	1	—	—	—
32221	Paperboard container mfg . . . . .	(C)	(D)	(D)	1	—	—	—	—	—	1	—	1	—	—	—
32222	Paper bag & coated & treated paper mfg . . . . .	(F)	(D)	(D)	1	—	—	—	—	—	—	—	1	—	—	—
331	Primary metal mfg . . . . .	(E)	(D)	(D)	2	—	—	—	—	—	1	1	—	—	—	—
3312	Steel product mfg from purchased steel . . . . .	(C)	(D)	(D)	1	—	—	—	—	—	1	—	—	—	—	—
33121	Iron, steel pipe & tube mfg from purchased steel . . . . .	(C)	(D)	(D)	1	—	—	—	—	—	1	—	—	—	—	—
3315	Foundries . . . . .	(E)	(D)	(D)	1	—	—	—	—	—	—	—	1	—	—	—
33151	Ferrous metal foundries . . . . .	(E)	(D)	(D)	1	—	—	—	—	—	—	—	1	—	—	—
332	Fabricated metal product mfg . . . . .	125	921	3 471	7	1	—	2	4	—	—	—	—	—	—	—
339	Miscellaneous mfg . . . . .	(E)	(D)	(D)	1	—	—	—	—	—	—	—	1	—	—	—
3391	Medical equipment & supplies mfg . . . . .	(E)	(D)	(D)	1	—	—	—	—	—	—	—	1	—	—	—
33911	Medical equipment & supplies mfg . . . . .	(E)	(D)	(D)	1	—	—	—	—	—	—	—	1	—	—	—
<b>42</b>	<b>Wholesale trade</b> . . . . .	<b>82</b>	<b>328</b>	<b>1 471</b>	<b>11</b>	<b>5</b>	<b>1</b>	<b>5</b>	<b>—</b>	<b>—</b>	<b>—</b>	<b>—</b>	<b>—</b>	<b>—</b>	<b>—</b>	<b>—</b>
<b>44-45</b>	<b>Retail trade</b> . . . . .	<b>631</b>	<b>2 318</b>	<b>9 458</b>	<b>68</b>	<b>36</b>	<b>17</b>	<b>9</b>	<b>3</b>	<b>2</b>	<b>1</b>	<b>—</b>	<b>—</b>	<b>—</b>	<b>—</b>	<b>—</b>
445	Food & beverage stores . . . . .	177	477	1 771	9	5	1	—	1	2	—	—	—	—	—	—
4451	Grocery stores . . . . .	(C)	(D)	(D)	5	2	—	—	1	2	—	—	—	—	—	—
44511	Grocery (except convenience) stores . . . . .	(C)	(D)	(D)	5	2	—	—	1	2	—	—	—	—	—	—
452	General merchandise stores . . . . .	150	589	2 385	4	—	2	—	1	—	1	—	—	—	—	—
4521	Department stores . . . . .	(C)	(D)	(D)	1	—	—	—	—	—	1	—	—	—	—	—
45211	Department stores . . . . .	(C)	(D)	(D)	1	—	—	—	—	—	1	—	—	—	—	—
<b>48-49</b>	<b>Transportation &amp; warehousing</b> . . . . .	<b>(B)</b>	<b>(D)</b>	<b>(D)</b>	<b>13</b>	<b>9</b>	<b>3</b>	<b>1</b>	<b>—</b>	<b>—</b>	<b>—</b>	<b>—</b>	<b>—</b>	<b>—</b>	<b>—</b>	<b>—</b>
<b>51</b>	<b>Information</b> . . . . .	<b>59</b>	<b>344</b>	<b>1 271</b>	<b>5</b>	<b>1</b>	<b>2</b>	<b>1</b>	<b>1</b>	<b>—</b>	<b>—</b>	<b>—</b>	<b>—</b>	<b>—</b>	<b>—</b>	<b>—</b>
<b>52</b>	<b>Finance &amp; insurance</b> . . . . .	<b>119</b>	<b>763</b>	<b>3 275</b>	<b>25</b>	<b>17</b>	<b>5</b>	<b>2</b>	<b>1</b>	<b>—</b>	<b>—</b>	<b>—</b>	<b>—</b>	<b>—</b>	<b>—</b>	<b>—</b>
<b>53</b>	<b>Real estate &amp; rental &amp; leasing</b> . . . . .	<b>87</b>	<b>243</b>	<b>1 107</b>	<b>14</b>	<b>8</b>	<b>3</b>	<b>2</b>	<b>1</b>	<b>—</b>	<b>—</b>	<b>—</b>	<b>—</b>	<b>—</b>	<b>—</b>	<b>—</b>
<b>54</b>	<b>Professional, scientific &amp; technical services</b> . . . . .	<b>50</b>	<b>175</b>	<b>679</b>	<b>15</b>	<b>11</b>	<b>3</b>	<b>1</b>	<b>—</b>	<b>—</b>	<b>—</b>	<b>—</b>	<b>—</b>	<b>—</b>	<b>—</b>	<b>—</b>
<b>55</b>	<b>Management of companies &amp; enterprises</b> . . . . .	<b>(A)</b>	<b>(D)</b>	<b>(D)</b>	<b>1</b>	<b>—</b>	<b>1</b>	<b>—</b>	<b>—</b>	<b>—</b>	<b>—</b>	<b>—</b>	<b>—</b>	<b>—</b>	<b>—</b>	<b>—</b>
<b>56</b>	<b>Admin, support, waste mgt, remediation services</b> . . . . .	<b>77</b>	<b>269</b>	<b>1 168</b>	<b>10</b>	<b>6</b>	<b>2</b>	<b>1</b>	<b>1</b>	<b>—</b>	<b>—</b>	<b>—</b>	<b>—</b>	<b>—</b>	<b>—</b>	<b>—</b>
<b>61</b>	<b>Educational services</b> . . . . .	<b>(A)</b>	<b>(D)</b>	<b>(D)</b>	<b>1</b>	<b>1</b>	<b>—</b>	<b>—</b>	<b>—</b>	<b>—</b>	<b>—</b>	<b>—</b>	<b>—</b>	<b>—</b>	<b>—</b>	<b>—</b>
<b>62</b>	<b>Health care and social assistance</b> . . . . .	<b>678</b>	<b>3 970</b>	<b>16 160</b>	<b>38</b>	<b>17</b>	<b>10</b>	<b>4</b>	<b>4</b>	<b>2</b>	<b>—</b>	<b>1</b>	<b>—</b>	<b>—</b>	<b>—</b>	<b>—</b>
621	Ambulatory health care services . . . . .	173	1 011	5 108	28	15	8	3	2	—	—	—	—	—	—	—
622	Hospitals . . . . .	(E)	(D)	(D)	1	—	—	—	—	—	—	1	—	—	—	—
6221	General medical & surgical hospitals . . . . .	(E)	(D)	(D)	1	—	—	—	—	—	—	1	—	—	—	—
62211	General medical & surgical hospitals . . . . .	(E)	(D)	(D)	1	—	—	—	—	—	—	1	—	—	—	—
623	Nursing & residential care facilities . . . . .	(C)	(D)	(D)	4	1	—	1	—	2	—	—	—	—	—	—
<b>71</b>	<b>Arts, entertainment &amp; recreation</b> . . . . .	<b>33</b>	<b>71</b>	<b>353</b>	<b>4</b>	<b>—</b>	<b>3</b>	<b>1</b>	<b>—</b>	<b>—</b>	<b>—</b>	<b>—</b>	<b>—</b>	<b>—</b>	<b>—</b>	<b>—</b>
<b>72</b>	<b>Accommodation &amp; food services</b> . . . . .	<b>323</b>	<b>567</b>	<b>2 440</b>	<b>14</b>	<b>3</b>	<b>1</b>	<b>1</b>	<b>7</b>	<b>2</b>	<b>—</b>	<b>—</b>	<b>—</b>	<b>—</b>	<b>—</b>	<b>—</b>
722	Food services & drinking places . . . . .	323	567	2 440	14	3	1	1	7	2	—	—	—	—	—	—
7222	Limited-service eating places . . . . .	259	449	1 942	9	—	1	1	5	2	—	—	—	—	—	—
72221	Limited-service eating places . . . . .	259	449	1 942	9	—	1	1	5	2	—	—	—	—	—	—
<b>81</b>	<b>Other services (except public administration)</b> . . . . .	<b>204</b>	<b>622</b>	<b>2 696</b>	<b>40</b>	<b>26</b>	<b>9</b>	<b>4</b>	<b>1</b>	<b>—</b>	<b>—</b>	<b>—</b>	<b>—</b>	<b>—</b>	<b>—</b>	<b>—</b>
813	Religious, grantmaking, civic, prof & like organizations . . . . .	105	225	928	17	11	4	1	1	—	—	—	—	—	—	—
<b>99</b>	<b>Unclassified establishments</b> . . . . .	<b>(A)</b>	<b>(D)</b>	<b>(D)</b>	<b>1</b>	<b>1</b>	<b>—</b>	<b>—</b>	<b>—</b>	<b>—</b>	<b>—</b>	<b>—</b>	<b>—</b>	<b>—</b>	<b>—</b>	<b>—</b>

See footnotes at end of table.

**Table 6. Counties—Employees, Payroll, and Establishments by Industry: 2001—Con.**

[Excludes most government employees, railroad employees, and self-employed persons. Size class 1 to 4 includes establishments with payroll, but no employees, during mid-March pay period. (D) denotes figures withheld to avoid disclosing data for individual companies; the data are included in broader industry totals. Detailed industries with 100 or more employees are shown if industry was not a (D). For explanation of terms, abbreviations, and data reliability/comparability, see introductory text]

NAICS code	Industry	Number of employees for week including March 12	Payroll (\$1,000)		Total number of establishments	Number of establishments by employment-size class									
			First quarter	Annual		1 to 4	5 to 9	10 to 19	20 to 49	50 to 99	100 to 249	250 to 499	500 to 999	1,000 or more	
<b>HART</b>															
	<b>Total</b> .....	<b>2 667</b>	<b>11 481</b>	<b>46 162</b>	<b>255</b>	<b>143</b>	<b>54</b>	<b>35</b>	<b>17</b>	<b>3</b>	<b>2</b>	-	<b>1</b>	-	
11	<b>Forestry, fishing, hunting, and agriculture support</b> .....	(A)	(D)	(D)	1	-	1	-	-	-	-	-	-	-	
22	<b>Utilities</b> .....	(A)	(D)	(D)	1	1	-	-	-	-	-	-	-	-	
23	<b>Construction</b> .....	75	231	1 416	20	16	2	1	1	-	-	-	-	-	
31-33	<b>Manufacturing</b> .....	796	4 555	16 777	10	4	1	-	2	1	1	-	1	-	
314	Textile product mills .....	(F)	(D)	(D)	1	-	-	-	-	-	-	-	1	-	
3141	Textile furnishings mills .....	(F)	(D)	(D)	1	-	-	-	-	-	-	-	1	-	
31412	Curtain & linen mills .....	(F)	(D)	(D)	1	-	-	-	-	-	-	-	1	-	
332	Fabricated metal product mfg .....	(C)	(D)	(D)	1	-	-	-	-	-	1	-	-	-	
3322	Cutlery & handtool mfg .....	(C)	(D)	(D)	1	-	-	-	-	-	1	-	-	-	
33221	Cutlery & handtool mfg .....	(C)	(D)	(D)	1	-	-	-	-	-	1	-	-	-	
42	<b>Wholesale trade</b> .....	80	362	1 648	12	6	2	3	1	-	-	-	-	-	
44-45	<b>Retail trade</b> .....	476	1 612	7 062	79	42	21	15	1	-	-	-	-	-	
445	Food & beverage stores .....	130	368	1 543	12	5	2	4	1	-	-	-	-	-	
4451	Grocery stores .....	(C)	(D)	(D)	11	4	2	4	1	-	-	-	-	-	
44511	Grocery (except convenience) stores .....	(C)	(D)	(D)	8	3	1	3	1	-	-	-	-	-	
48-49	<b>Transportation &amp; warehousing</b> .....	110	569	2 466	11	5	2	2	2	-	-	-	-	-	
484	Truck transportation .....	(C)	(D)	(D)	9	3	2	2	2	-	-	-	-	-	
51	<b>Information</b> .....	(A)	(D)	(D)	2	2	-	-	-	-	-	-	-	-	
52	<b>Finance &amp; insurance</b> .....	103	528	2 119	13	6	4	1	2	-	-	-	-	-	
53	<b>Real estate &amp; rental &amp; leasing</b> .....	10	37	125	4	3	1	-	-	-	-	-	-	-	
54	<b>Professional, scientific &amp; technical services</b> .....	69	484	1 663	15	10	2	3	-	-	-	-	-	-	
56	<b>Admin, support, waste mgt, remediation services</b> .....	47	68	279	3	2	-	-	1	-	-	-	-	-	
61	<b>Educational services</b> .....	(A)	(D)	(D)	1	1	-	-	-	-	-	-	-	-	
62	<b>Health care and social assistance</b> .....	472	1 891	7 878	23	6	11	1	2	2	1	-	-	-	
621	Ambulatory health care services .....	181	870	3 550	14	2	9	-	2	1	-	-	-	-	
623	Nursing & residential care facilities .....	(C)	(D)	(D)	2	-	-	1	-	-	1	-	-	-	
6231	Nursing care facilities .....	(C)	(D)	(D)	1	-	-	-	-	-	1	-	-	-	
62311	Nursing care facilities .....	(C)	(D)	(D)	1	-	-	-	-	-	1	-	-	-	
71	<b>Arts, entertainment &amp; recreation</b> .....	58	119	741	3	1	-	1	1	-	-	-	-	-	
72	<b>Accommodation &amp; food services</b> .....	224	410	1 718	19	7	2	7	3	-	-	-	-	-	
722	Food services & drinking places .....	(C)	(D)	(D)	15	6	2	4	3	-	-	-	-	-	
81	<b>Other services (except public administration)</b> .....	95	360	1 400	31	27	3	-	1	-	-	-	-	-	
95	<b>Auxiliaries (exc corporate, subsidiary &amp; regional mgt)</b> .....	(A)	(D)	(D)	1	-	1	-	-	-	-	-	-	-	
99	<b>Unclassified establishments</b> .....	27	95	380	6	4	1	1	-	-	-	-	-	-	
<b>HENDERSON</b>															
	<b>Total</b> .....	<b>19 980</b>	<b>132 549</b>	<b>537 807</b>	<b>1 077</b>	<b>512</b>	<b>238</b>	<b>166</b>	<b>96</b>	<b>39</b>	<b>15</b>	<b>7</b>	<b>2</b>	<b>2</b>	
11	<b>Forestry, fishing, hunting, and agriculture support</b> .....	(B)	(D)	(D)	1	-	-	-	1	-	-	-	-	-	
21	<b>Mining</b> .....	270	3 048	12 991	12	2	4	1	3	2	-	-	-	-	
212	Mining (except oil & gas) .....	(C)	(D)	(D)	4	-	-	1	1	2	-	-	-	-	
2121	Coal mining .....	(C)	(D)	(D)	4	-	-	1	1	2	-	-	-	-	
21211	Coal mining .....	(C)	(D)	(D)	4	-	-	1	1	2	-	-	-	-	
22	<b>Utilities</b> .....	190	2 947	10 949	5	1	-	1	2	1	-	-	-	-	
221	Utilities .....	190	2 947	10 949	5	1	-	1	2	1	-	-	-	-	
2211	Elec pwr generation, transmsn & distribution ...	190	2 947	10 949	5	1	-	1	2	1	-	-	-	-	
23	<b>Construction</b> .....	732	4 539	20 045	86	46	21	8	9	1	1	-	-	-	
233	Building, developing & general contracting .....	141	951	4 558	17	9	4	3	-	1	-	-	-	-	
234	Heavy construction .....	151	1 027	5 113	10	2	2	2	4	-	-	-	-	-	
2349	Other heavy construction .....	(C)	(D)	(D)	9	2	2	2	3	-	-	-	-	-	
235	Special trade contractors .....	440	2 561	10 374	59	35	15	3	5	-	1	-	-	-	
2354	Masonry, drywall, insulation, tile contractors ....	(C)	(D)	(D)	6	4	1	-	-	-	1	-	-	-	
23542	Drywall, acoustical & insulation contractors ...	(C)	(D)	(D)	3	1	1	-	-	-	1	-	-	-	

See footnotes at end of table.

**Table 6. Counties—Employees, Payroll, and Establishments by Industry: 2001—Con.**

[Excludes most government employees, railroad employees, and self-employed persons. Size class 1 to 4 includes establishments with payroll, but no employees, during mid-March pay period. (D) denotes figures withheld to avoid disclosing data for individual companies; the data are included in broader industry totals. Detailed industries with 100 or more employees are shown if industry was not a (D). For explanation of terms, abbreviations, and data reliability/comparability, see introductory text]

NAICS code	Industry	Number of employees for week including March 12	Payroll (\$1,000)		Total number of establishments	Number of establishments by employment-size class								
			First quarter	Annual		1 to 4	5 to 9	10 to 19	20 to 49	50 to 99	100 to 249	250 to 499	500 to 999	1,000 or more
<b>HENDERSON—Con.</b>														
<b>31-33</b>	<b>Manufacturing</b>	<b>8 040</b>	<b>65 559</b>	<b>255 010</b>	<b>87</b>	<b>23</b>	<b>6</b>	<b>14</b>	<b>21</b>	<b>11</b>	<b>4</b>	<b>5</b>	<b>1</b>	<b>2</b>
311	Food mfg	(G)	(D)	(D)	10	3	1	2	2	1	—	—	—	1
3116	Animal slaughtering & processing	(G)	(D)	(D)	4	1	1	1	—	—	—	—	—	1
31161	Animal slaughtering & processing	(G)	(D)	(D)	4	1	1	1	—	—	—	—	—	1
313	Textile mills	(F)	(D)	(D)	3	1	—	1	—	—	—	1	—	—
3133	Textile, fabric finishing, fabric coating mills	(E)	(D)	(D)	2	1	—	—	—	—	—	1	—	—
31331	Textile & fabric finishing mills	(E)	(D)	(D)	2	1	—	—	—	—	—	1	—	—
321	Wood product mfg	(C)	(D)	(D)	2	—	—	1	—	1	—	—	—	—
322	Paper mfg	(C)	(D)	(D)	2	—	—	—	—	2	—	—	—	—
326	Plastics & rubber products mfg	831	4 566	18 859	9	—	1	1	2	2	2	1	—	—
3261	Plastics product mfg	831	4 566	18 859	9	—	1	1	2	2	2	1	—	—
32619	Other plastics product mfg	663	3 437	14 394	6	—	—	—	2	—	2	1	—	—
326199	All other plastics product mfg	663	3 437	14 394	6	—	—	—	2	—	2	1	—	—
327	Nonmetallic mineral product mfg	111	670	2 664	6	2	—	1	3	—	—	—	—	—
331	Primary metal mfg	3 085	29 260	110 879	9	1	—	2	2	1	—	1	1	1
3313	Alumina & aluminum production & processing	(F)	(D)	(D)	2	—	—	—	—	1	—	—	1	—
33131	Alumina & aluminum production & processing	(F)	(D)	(D)	2	—	—	—	—	1	—	—	1	—
3315	Foundries	(G)	(D)	(D)	2	—	—	—	—	—	—	1	—	1
33152	Nonferrous metal foundries	(G)	(D)	(D)	2	—	—	—	—	—	—	1	—	1
332	Fabricated metal product mfg	460	4 273	20 803	11	2	2	1	3	2	1	—	—	—
3323	Architectural & structural metals mfg	(C)	(D)	(D)	2	—	1	—	—	—	1	—	—	—
33231	Plate work & fabricated structural prod mfg	(C)	(D)	(D)	1	—	—	—	—	—	1	—	—	—
3327	Mach shops, turn prod, screw, nut, bolt mfg	133	1 028	4 590	4	1	—	1	1	1	—	—	—	—
33271	Machine shops	133	1 028	4 590	4	1	—	1	1	1	—	—	—	—
332710	Machine shops	133	1 028	4 590	4	1	—	1	1	1	—	—	—	—
333	Machinery mfg	334	3 013	11 113	15	5	1	3	5	—	1	—	—	—
3335	Metalworking machinery mfg	225	2 258	8 257	8	3	—	2	2	—	1	—	—	—
33351	Metalworking machinery mfg	225	2 258	8 257	8	3	—	2	2	—	1	—	—	—
336	Transportation equipment mfg	702	6 229	25 413	6	1	—	1	2	—	—	2	—	—
3363	Motor vehicle parts mfg	(F)	(D)	(D)	2	—	—	—	—	—	—	2	—	—
33635	MV transmission & power train parts mfg	(E)	(D)	(D)	1	—	—	—	—	—	—	1	—	—
33639	Other motor vehicle parts mfg	(E)	(D)	(D)	1	—	—	—	—	—	—	1	—	—
<b>42</b>	<b>Wholesale trade</b>	<b>834</b>	<b>7 230</b>	<b>28 011</b>	<b>56</b>	<b>23</b>	<b>12</b>	<b>13</b>	<b>4</b>	<b>2</b>	<b>2</b>	<b>—</b>	<b>—</b>	<b>—</b>
421	Wholesale trade, durable goods	397	3 076	12 425	30	14	4	7	4	—	1	—	—	—
4215	Metal & mineral (except petroleum) whlse	(C)	(D)	(D)	2	1	—	—	—	—	1	—	—	—
42151	Metal service centers & offices whlse	(C)	(D)	(D)	2	1	—	—	—	—	1	—	—	—
4218	Machinery, equipment & supplies whlse	122	983	3 840	15	7	3	3	2	—	—	—	—	—
422	Wholesale trade, nondurable goods	437	4 154	15 586	26	9	8	6	—	2	1	—	—	—
4226	Chemical & allied products whlse	(C)	(D)	(D)	3	—	2	—	—	—	1	—	—	—
42269	Other chemical & allied products whlse	(C)	(D)	(D)	3	—	2	—	—	—	1	—	—	—
<b>44-45</b>	<b>Retail trade</b>	<b>2 243</b>	<b>9 732</b>	<b>41 147</b>	<b>203</b>	<b>86</b>	<b>60</b>	<b>37</b>	<b>12</b>	<b>7</b>	<b>1</b>	<b>—</b>	<b>—</b>	<b>—</b>
441	Motor vehicle & parts dealers	271	2 180	9 696	26	13	7	3	2	1	—	—	—	—
4411	Automobile dealers	203	1 746	7 836	16	9	3	1	2	1	—	—	—	—
44111	New car dealers	165	1 490	6 852	7	2	2	—	2	1	—	—	—	—
441110	New car dealers	165	1 490	6 852	7	2	2	—	2	1	—	—	—	—
442	Furniture & home furnishing stores	123	538	2 322	12	4	—	7	1	—	—	—	—	—
444	Bldg material & garden equip & supp dealers	166	1 143	4 540	24	9	10	5	—	—	—	—	—	—
4441	Building material & supplies dealers	132	845	3 445	20	8	8	4	—	—	—	—	—	—
445	Food & beverage stores	426	1 149	4 817	22	10	5	1	2	4	—	—	—	—
4451	Grocery stores	397	1 052	4 419	15	7	1	1	2	4	—	—	—	—
44511	Grocery (except convenience) stores	383	1 009	4 231	10	3	—	1	2	4	—	—	—	—
445110	Grocery (except convenience) stores	383	1 009	4 231	10	3	—	1	2	4	—	—	—	—
446	Health & personal care stores	152	740	3 270	15	6	3	4	2	—	—	—	—	—
4461	Health & personal care stores	152	740	3 270	15	6	3	4	2	—	—	—	—	—
44611	Pharmacies & drug stores	116	657	2 905	7	—	2	3	2	—	—	—	—	—
446110	Pharmacies & drug stores	116	657	2 905	7	—	2	3	2	—	—	—	—	—
447	Gasoline stations	345	1 270	5 008	36	9	15	11	—	1	—	—	—	—
4471	Gasoline stations	345	1 270	5 008	36	9	15	11	—	1	—	—	—	—
44711	Gasoline stations with convenience stores	237	832	3 527	29	6	13	10	—	—	—	—	—	—
447110	Gasoline stations with convenience stores	237	832	3 527	29	6	13	10	—	—	—	—	—	—
44719	Other gasoline stations	108	438	1 481	7	3	2	1	—	1	—	—	—	—
447190	Other gasoline stations	108	438	1 481	7	3	2	1	—	1	—	—	—	—
448	Clothing & clothing accessories stores	124	392	1 880	19	9	7	2	1	—	—	—	—	—
452	General merchandise stores	419	1 456	6 184	9	1	3	1	2	1	1	—	—	—
4521	Department stores	(E)	(D)	(D)	2	—	—	—	—	1	1	—	—	—
45211	Department stores	(E)	(D)	(D)	2	—	—	—	—	1	1	—	—	—
4529	Other general merchandise stores	(C)	(D)	(D)	7	1	3	1	2	—	—	—	—	—
45299	All other general merchandise stores	(C)	(D)	(D)	7	1	3	1	2	—	—	—	—	—
453	Miscellaneous store retailers	103	311	1 310	20	12	5	3	—	—	—	—	—	—
<b>48-49</b>	<b>Transportation &amp; warehousing</b>	<b>291</b>	<b>1 782</b>	<b>7 434</b>	<b>26</b>	<b>9</b>	<b>5</b>	<b>6</b>	<b>—</b>	<b>2</b>	<b>—</b>	<b>—</b>	<b>—</b>	<b>—</b>
484	Truck transportation	148	879	3 733	17	7	6	3	—	1	—	—	—	—
4841	General freight trucking	109	701	2 951	10	6	—	3	—	1	—	—	—	—
488	Transportation support activities	(C)	(D)	(D)	5	1	2	1	—	1	—	—	—	—

See footnotes at end of table.



**Table 6. Counties—Employees, Payroll, and Establishments by Industry: 2001—Con.**

[Excludes most government employees, railroad employees, and self-employed persons. Size class 1 to 4 includes establishments with payroll, but no employees, during mid-March pay period. (D) denotes figures withheld to avoid disclosing data for individual companies; the data are included in broader industry totals. Detailed industries with 100 or more employees are shown if industry was not a (D). For explanation of terms, abbreviations, and data reliability/comparability, see introductory text]

NAICS code	Industry	Number of employees for week including March 12	Payroll (\$1,000)		Total number of establishments	Number of establishments by employment-size class								
			First quarter	Annual		1 to 4	5 to 9	10 to 19	20 to 49	50 to 99	100 to 249	250 to 499	500 to 999	1,000 or more
<b>HENDERSON—Con.</b>														
<b>51</b>	<b>Information</b>	<b>236</b>	<b>2 079</b>	<b>7 073</b>	<b>9</b>	<b>3</b>	<b>1</b>	<b>2</b>	<b>1</b>	<b>2</b>				
513	Broadcasting & telecommunications	(C)	(D)	(D)	6	2	1	1	1	1				
5131	Radio & television broadcasting	(C)	(D)	(D)	2			1		1				
<b>52</b>	<b>Finance &amp; insurance</b>	<b>789</b>	<b>5 723</b>	<b>28 200</b>	<b>64</b>	<b>35</b>	<b>18</b>	<b>7</b>	<b>2</b>	<b>1</b>		<b>1</b>		
522	Credit intermediation & related activities	661	4 708	23 890	32	14	9	5	2	1		1		
5221	Depository credit intermediation	(C)	(D)	(D)	14	2	7	3	1	1				
52211	Commercial banking	195	1 479	4 991	13	1	7	3	1	1				
522110	Commercial banking	195	1 479	4 991	13	1	7	3	1	1				
5222	Nondepository credit intermediation	455	3 192	18 752	14	8	2	2	1			1		
52222	Sales financing	(E)	(D)	(D)	3	1		1				1		
524	Insurance carriers & related activities	101	611	2 637	26	17	8	1						
<b>53</b>	<b>Real estate &amp; rental &amp; leasing</b>	<b>172</b>	<b>717</b>	<b>3 130</b>	<b>40</b>	<b>30</b>	<b>5</b>	<b>4</b>	<b>1</b>					
531	Real estate	113	499	2 033	29	23	3	2	1					
<b>54</b>	<b>Professional, scientific &amp; technical services</b>	<b>341</b>	<b>1 787</b>	<b>7 463</b>	<b>75</b>	<b>53</b>	<b>9</b>	<b>11</b>	<b>2</b>					
541	Professional, scientific & technical services	341	1 787	7 463	75	53	9	11	2					
5411	Legal services	117	630	3 176	28	20	3	5						
54111	Offices of lawyers	117	630	3 176	28	20	3	5						
541110	Offices of lawyers	117	630	3 176	28	20	3	5						
5412	Accounting, tax prep, bookkeep, payroll services	104	442	1 514	16	10	1	4	1					
54121	Accounting, tax prep, bookkeep, payroll services	104	442	1 514	16	10	1	4	1					
<b>55</b>	<b>Management of companies &amp; enterprises</b>	<b>43</b>	<b>715</b>	<b>2 447</b>	<b>7</b>	<b>3</b>	<b>2</b>	<b>2</b>						
<b>56</b>	<b>Admin, support, waste mgmt, remediation services</b>	<b>557</b>	<b>1 616</b>	<b>7 454</b>	<b>47</b>	<b>29</b>	<b>6</b>	<b>8</b>		<b>2</b>	<b>2</b>			
561	Administrative & support services	547	1 577	7 294	44	27	5	8		2	2			
5613	Employment services	188	593	2 703	4		1	1		1	1			
56132	Temporary help services	(C)	(D)	(D)	2					1	1			
5617	Services to buildings & dwellings	195	315	1 685	25	19	2	3			1			
56172	Janitorial services	140	191	654	10	6	2	1			1			
561720	Janitorial services	140	191	654	10	6	2	1			1			
<b>61</b>	<b>Educational services</b>	<b>119</b>	<b>390</b>	<b>1 632</b>	<b>7</b>	<b>1</b>	<b>4</b>	<b>1</b>		<b>1</b>				
611	Educational services	119	390	1 632	7	1	4	1		1				
6111	Elementary & secondary schools	106	370	1 543	4		2	1		1				
61111	Elementary & secondary schools	106	370	1 543	4		2	1		1				
611110	Elementary & secondary schools	106	370	1 543	4		2	1		1				
<b>62</b>	<b>Health care and social assistance</b>	<b>2 326</b>	<b>15 398</b>	<b>67 262</b>	<b>125</b>	<b>55</b>	<b>38</b>	<b>21</b>	<b>6</b>	<b>2</b>	<b>1</b>	<b>1</b>	<b>1</b>	
621	Ambulatory health care services	618	5 544	25 846	95	48	29	14	3	1				
6211	Offices of physicians	274	3 615	16 770	52	28	16	8						
62111	Offices of physicians	274	3 615	16 770	52	28	16	8						
6212	Offices of dentists	116	654	3 115	19	8	7	4						
62121	Offices of dentists	116	654	3 115	19	8	7	4						
621210	Offices of dentists	116	654	3 115	19	8	7	4						
622	Hospitals	(F)	(D)	(D)	1								1	
6221	General medical & surgical hospitals	(F)	(D)	(D)	1								1	
62211	General medical & surgical hospitals	(F)	(D)	(D)	1								1	
623	Nursing & residential care facilities	460	1 996	7 037	8		1	4	1	1		1		
6233	Community care facilities for the elderly	(E)	(D)	(D)	3			1	1			1		
62331	Community care facilities for the elderly	(E)	(D)	(D)	3			1	1			1		
624	Social assistance	(E)	(D)	(D)	21	7	8	3	2		1			
6243	Vocational rehabilitation services	(C)	(D)	(D)	1						1			
62431	Vocational rehabilitation services	(C)	(D)	(D)	1						1			
<b>71</b>	<b>Arts, entertainment &amp; recreation</b>	<b>245</b>	<b>878</b>	<b>4 522</b>	<b>7</b>	<b>2</b>	<b>1</b>	<b>2</b>		<b>1</b>	<b>1</b>			
711	Performing arts, spectator sports & related industries	(C)	(D)	(D)	1						1			
7112	Spectator sports	(C)	(D)	(D)	1						1			
71121	Spectator sports	(C)	(D)	(D)	1						1			
<b>72</b>	<b>Accommodation &amp; food services</b>	<b>1 562</b>	<b>3 309</b>	<b>13 682</b>	<b>85</b>	<b>23</b>	<b>16</b>	<b>17</b>	<b>26</b>	<b>2</b>	<b>1</b>			
721	Accommodation	133	241	1 149	8	1	3	1	2	1				
7211	Traveler accommodation	133	241	1 149	8	1	3	1	2	1				
72111	Hotels (exc casino hotels) & motels	133	241	1 149	8	1	3	1	2	1				
721110	Hotels (exc casino hotels) & motels	133	241	1 149	8	1	3	1	2	1				
722	Food services & drinking places	1 429	3 068	12 533	77	22	13	16	24	1	1			
7221	Full-service restaurants	424	1 029	4 129	27	11	4	3	8	1				
72211	Full-service restaurants	424	1 029	4 129	27	11	4	3	8	1				
722110	Full-service restaurants	424	1 029	4 129	27	11	4	3	8	1				
7222	Limited-service eating places	944	1 826	7 603	42	5	8	13	15		1			
72221	Limited-service eating places	944	1 826	7 603	42	5	8	13	15		1			
722211	Limited-service restaurants	888	1 690	7 134	36	4	5	11	15		1			

See footnotes at end of table.

**Table 6. Counties—Employees, Payroll, and Establishments by Industry: 2001—Con.**

[Excludes most government employees, railroad employees, and self-employed persons. Size class 1 to 4 includes establishments with payroll, but no employees, during mid-March pay period. (D) denotes figures withheld to avoid disclosing data for individual companies; the data are included in broader industry totals. Detailed industries with 100 or more employees are shown if industry was not a (D). For explanation of terms, abbreviations, and data reliability/comparability, see introductory text]

NAICS code	Industry	Number of employees for week including March 12	Payroll (\$1,000)		Total number of establishments	Number of establishments by employment-size class								
			First quarter	Annual		1 to 4	5 to 9	10 to 19	20 to 49	50 to 99	100 to 249	250 to 499	500 to 999	1,000 or more
<b>HENDERSON—Con.</b>														
<b>81</b>	<b>Other services (except public administration)</b>	<b>919</b>	<b>4 765</b>	<b>17 903</b>	<b>121</b>	<b>77</b>	<b>25</b>	<b>10</b>	<b>5</b>	<b>2</b>	<b>2</b>	—	—	—
811	Repair & maintenance	281	2 544	9 923	42	31	4	5	1	—	1	—	—	—
8111	Automotive repair & maintenance	128	949	3 287	30	23	3	3	1	—	—	—	—	—
8112	Electronic & precision equipment R&M	(C)	(D)	(D)	5	4	—	—	—	—	1	—	—	—
81121	Electronic & precision equipment R&M	(C)	(D)	(D)	5	4	—	—	—	—	1	—	—	—
812	Personal & laundry services	242	1 242	3 795	20	12	6	—	—	1	1	—	—	—
8123	Drycleaning & laundry services	(C)	(D)	(D)	4	1	1	—	—	1	1	—	—	—
81233	Linen & uniform supply	(C)	(D)	(D)	2	—	—	—	—	1	1	—	—	—
813	Religious, grantmaking, civic, prof & like organizations	396	979	4 185	59	34	15	5	4	1	—	—	—	—
8131	Religious organizations	227	617	2 645	39	22	12	2	3	—	—	—	—	—
81311	Religious organizations	227	617	2 645	39	22	12	2	3	—	—	—	—	—
813110	Religious organizations	227	617	2 645	39	22	12	2	3	—	—	—	—	—
<b>95</b>	<b>Auxiliaries (exc corporate, subsidiary &amp; regional mgt)</b>	<b>(B)</b>	<b>(D)</b>	<b>(D)</b>	<b>2</b>	—	<b>1</b>	—	<b>1</b>	—	—	—	—	—
<b>99</b>	<b>Unclassified establishments</b>	<b>21</b>	<b>36</b>	<b>188</b>	<b>12</b>	<b>11</b>	—	<b>1</b>	—	—	—	—	—	—
<b>HENRY</b>														
	<b>Total</b>	<b>2 561</b>	<b>13 989</b>	<b>56 118</b>	<b>242</b>	<b>147</b>	<b>50</b>	<b>18</b>	<b>16</b>	<b>6</b>	<b>5</b>	—	—	—
<b>21</b>	<b>Mining</b>	<b>(B)</b>	<b>(D)</b>	<b>(D)</b>	<b>1</b>	—	—	—	<b>1</b>	—	—	—	—	—
<b>23</b>	<b>Construction</b>	<b>152</b>	<b>803</b>	<b>3 541</b>	<b>34</b>	<b>24</b>	<b>5</b>	<b>3</b>	<b>2</b>	—	—	—	—	—
235	Special trade contractors	109	539	2 342	28	20	5	3	—	—	—	—	—	—
<b>31-33</b>	<b>Manufacturing</b>	<b>761</b>	<b>5 224</b>	<b>19 395</b>	<b>9</b>	<b>3</b>	—	<b>2</b>	—	—	<b>4</b>	—	—	—
314	Textile product mills	(C)	(D)	(D)	1	—	—	—	—	—	1	—	—	—
3141	Textile furnishings mills	(C)	(D)	(D)	1	—	—	—	—	—	1	—	—	—
31412	Curtain & linen mills	(C)	(D)	(D)	1	—	—	—	—	—	1	—	—	—
321	Wood product mfg	(C)	(D)	(D)	2	1	—	—	—	—	1	—	—	—
3212	Veneer, plywood & engineered wood product mfg	(C)	(D)	(D)	1	—	—	—	—	—	1	—	—	—
32121	Veneer, plywood & engineered wood product mfg	(C)	(D)	(D)	1	—	—	—	—	—	1	—	—	—
331	Primary metal mfg	(C)	(D)	(D)	3	1	—	1	—	—	1	—	—	—
3314	Nonferrous (exc alum) production & processing	(C)	(D)	(D)	3	1	—	1	—	—	1	—	—	—
33142	Copper rolling, drawing, extruding & alloying	(C)	(D)	(D)	3	1	—	1	—	—	1	—	—	—
334	Computer & electronic product mfg	(C)	(D)	(D)	1	—	—	—	—	—	1	—	—	—
3343	Audio & video equipment mfg	(C)	(D)	(D)	1	—	—	—	—	—	1	—	—	—
33431	Audio & video equipment mfg	(C)	(D)	(D)	1	—	—	—	—	—	1	—	—	—
<b>42</b>	<b>Wholesale trade</b>	<b>331</b>	<b>1 731</b>	<b>7 137</b>	<b>17</b>	<b>10</b>	<b>2</b>	<b>2</b>	<b>1</b>	<b>1</b>	<b>1</b>	—	—	—
421	Wholesale trade, durable goods	(C)	(D)	(D)	12	7	2	2	—	1	—	—	—	—
422	Wholesale trade, nondurable goods	(C)	(D)	(D)	5	3	—	—	1	—	1	—	—	—
4227	Petroleum & petroleum products whsle	(C)	(D)	(D)	2	1	—	—	—	—	1	—	—	—
42271	Petroleum bulk stations & terminals	(C)	(D)	(D)	1	—	—	—	—	—	1	—	—	—
<b>44-45</b>	<b>Retail trade</b>	<b>503</b>	<b>1 732</b>	<b>7 371</b>	<b>44</b>	<b>16</b>	<b>14</b>	<b>7</b>	<b>4</b>	<b>3</b>	—	—	—	—
447	Gasoline stations	214	486	2 099	14	4	5	1	2	2	—	—	—	—
4471	Gasoline stations	214	486	2 099	14	4	5	1	2	2	—	—	—	—
44711	Gasoline stations with convenience stores	(C)	(D)	(D)	12	2	5	1	2	2	—	—	—	—
<b>48-49</b>	<b>Transportation &amp; warehousing</b>	<b>(B)</b>	<b>(D)</b>	<b>(D)</b>	<b>16</b>	<b>14</b>	<b>1</b>	<b>1</b>	—	—	—	—	—	—
<b>51</b>	<b>Information</b>	<b>15</b>	<b>104</b>	<b>380</b>	<b>3</b>	<b>1</b>	<b>2</b>	—	—	—	—	—	—	—
<b>52</b>	<b>Finance &amp; insurance</b>	<b>151</b>	<b>1 302</b>	<b>4 921</b>	<b>14</b>	<b>8</b>	<b>3</b>	—	<b>2</b>	<b>1</b>	—	—	—	—
522	Credit intermediation & related activities	(C)	(D)	(D)	8	3	2	—	2	1	—	—	—	—
5221	Depository credit intermediation	135	1 177	4 434	6	1	2	—	2	1	—	—	—	—
52211	Commercial banking	135	1 177	4 434	6	1	2	—	2	1	—	—	—	—
522110	Commercial banking	135	1 177	4 434	6	1	2	—	2	1	—	—	—	—
<b>53</b>	<b>Real estate &amp; rental &amp; leasing</b>	<b>8</b>	<b>34</b>	<b>165</b>	<b>6</b>	<b>6</b>	—	—	—	—	—	—	—	—
<b>54</b>	<b>Professional, scientific &amp; technical services</b>	<b>45</b>	<b>238</b>	<b>902</b>	<b>15</b>	<b>11</b>	<b>4</b>	—	—	—	—	—	—	—
<b>56</b>	<b>Admin, support, waste mgt, remediation services</b>	<b>64</b>	<b>623</b>	<b>2 376</b>	<b>7</b>	<b>5</b>	<b>1</b>	—	<b>1</b>	—	—	—	—	—
<b>62</b>	<b>Health care and social assistance</b>	<b>202</b>	<b>1 024</b>	<b>4 522</b>	<b>20</b>	<b>8</b>	<b>8</b>	<b>2</b>	<b>1</b>	<b>1</b>	—	—	—	—
621	Ambulatory health care services	101	578	2 828	12	5	4	2	1	—	—	—	—	—
<b>71</b>	<b>Arts, entertainment &amp; recreation</b>	<b>(A)</b>	<b>(D)</b>	<b>(D)</b>	<b>3</b>	<b>2</b>	—	<b>1</b>	—	—	—	—	—	—
<b>72</b>	<b>Accommodation &amp; food services</b>	<b>108</b>	<b>194</b>	<b>1 016</b>	<b>15</b>	<b>8</b>	<b>4</b>	—	<b>3</b>	—	—	—	—	—
722	Food services & drinking places	108	194	1 016	15	8	4	—	3	—	—	—	—	—
<b>81</b>	<b>Other services (except public administration)</b>	<b>136</b>	<b>515</b>	<b>2 124</b>	<b>36</b>	<b>29</b>	<b>6</b>	—	<b>1</b>	—	—	—	—	—
<b>99</b>	<b>Unclassified establishments</b>	<b>(A)</b>	<b>(D)</b>	<b>(D)</b>	<b>2</b>	<b>2</b>	—	—	—	—	—	—	—	—

See footnotes at end of table.

**Table 6. Counties—Employees, Payroll, and Establishments by Industry: 2001—Con.**

[Excludes most government employees, railroad employees, and self-employed persons. Size class 1 to 4 includes establishments with payroll, but no employees, during mid-March pay period. (D) denotes figures withheld to avoid disclosing data for individual companies; the data are included in broader industry totals. Detailed industries with 100 or more employees are shown if industry was not a (D). For explanation of terms, abbreviations, and data reliability/comparability, see introductory text]

NAICS code	Industry	Number of employees for week including March 12	Payroll (\$1,000)		Total number of establishments	Number of establishments by employment-size class								
			First quarter	Annual		1 to 4	5 to 9	10 to 19	20 to 49	50 to 99	100 to 249	250 to 499	500 to 999	1,000 or more
<b>HICKMAN</b>														
	<b>Total</b> .....	<b>1 256</b>	<b>5 887</b>	<b>24 591</b>	<b>91</b>	<b>48</b>	<b>23</b>	<b>8</b>	<b>6</b>	<b>3</b>	<b>3</b>			
11	Forestry, fishing, hunting, and agriculture support	(A)	(D)	(D)	1	1	—	—	—	—	—	—	—	—
21	Mining	(A)	(D)	(D)	1	1	—	—	—	—	—	—	—	—
23	Construction	52	191	1 181	14	10	3	1	—	—	—	—	—	—
31-33	Manufacturing	469	1 698	6 954	7	3	1	—	—	1	2	—	—	—
311	Food mfg	(C)	(D)	(D)	2	1	—	—	—	1	—	—	—	—
315	Apparel manufacturing	(C)	(D)	(D)	1	—	—	—	—	—	1	—	—	—
3152	Cut & sew apparel mfg	(C)	(D)	(D)	1	—	—	—	—	—	1	—	—	—
31523	Women's, girls' cut & sew apparel mfg	(C)	(D)	(D)	1	—	—	—	—	—	1	—	—	—
335	Electrical equip, appliance & component mfg	(C)	(D)	(D)	1	—	—	—	—	—	1	—	—	—
3353	Electrical equipment mfg	(C)	(D)	(D)	1	—	—	—	—	—	1	—	—	—
33531	Electrical equipment mfg	(C)	(D)	(D)	1	—	—	—	—	—	1	—	—	—
42	Wholesale trade	82	401	1 413	5	1	1	1	2	—	—	—	—	—
44-45	Retail trade	120	446	1 762	20	8	8	3	1	—	—	—	—	—
48-49	Transportation & warehousing	(C)	(D)	(D)	6	2	1	—	2	—	1	—	—	—
488	Transportation support activities	(C)	(D)	(D)	1	—	—	—	—	—	1	—	—	—
4883	Water transportation support activities	(C)	(D)	(D)	1	—	—	—	—	—	1	—	—	—
48833	Navigational services to shipping	(C)	(D)	(D)	1	—	—	—	—	—	1	—	—	—
51	Information	(A)	(D)	(D)	2	2	—	—	—	—	—	—	—	—
52	Finance & insurance	53	314	1 284	6	4	—	1	1	—	—	—	—	—
53	Real estate & rental & leasing	13	8	40	3	1	2	—	—	—	—	—	—	—
54	Professional, scientific & technical services	(A)	(D)	(D)	3	3	—	—	—	—	—	—	—	—
62	Health care and social assistance	149	586	2 378	8	3	3	—	—	2	—	—	—	—
623	Nursing & residential care facilities	(C)	(D)	(D)	2	—	—	—	—	2	—	—	—	—
6231	Nursing care facilities	(C)	(D)	(D)	2	—	—	—	—	2	—	—	—	—
62311	Nursing care facilities	(C)	(D)	(D)	2	—	—	—	—	2	—	—	—	—
71	Arts, entertainment & recreation	(A)	(D)	(D)	1	—	1	—	—	—	—	—	—	—
72	Accommodation & food services	18	25	96	4	2	1	1	—	—	—	—	—	—
81	Other services (except public administration)	41	171	788	9	6	2	1	—	—	—	—	—	—
99	Unclassified establishments	(A)	(D)	(D)	1	1	—	—	—	—	—	—	—	—
<b>HOPKINS</b>														
	<b>Total</b> .....	<b>14 656</b>	<b>92 757</b>	<b>373 791</b>	<b>1 064</b>	<b>537</b>	<b>256</b>	<b>138</b>	<b>86</b>	<b>27</b>	<b>13</b>	<b>5</b>	<b>1</b>	<b>1</b>
11	Forestry, fishing, hunting, and agriculture support	74	525	1 720	6	3	1	1	—	1	—	—	—	—
21	Mining	699	9 011	29 143	19	8	1	3	3	1	3	—	—	—
212	Mining (except oil & gas)	622	8 348	26 195	11	3	1	2	1	1	3	—	—	—
2121	Coal mining	622	8 348	26 195	11	3	1	2	1	1	3	—	—	—
21211	Coal mining	622	8 348	26 195	11	3	1	2	1	1	3	—	—	—
212112	Bituminous coal underground mining	544	7 575	24 655	7	3	—	—	—	1	3	—	—	—
22	Utilities	(B)	(D)	(D)	6	2	—	3	1	—	—	—	—	—
23	Construction	578	3 627	17 173	82	47	18	10	6	1	—	—	—	—
233	Building, developing & general contracting	140	982	3 655	24	14	5	4	1	—	—	—	—	—
234	Heavy construction	197	1 400	7 340	14	5	3	2	3	1	—	—	—	—
2349	Other heavy construction	150	961	5 080	9	2	3	2	1	1	—	—	—	—
235	Special trade contractors	241	1 245	6 178	44	28	10	4	2	—	—	—	—	—
31-33	Manufacturing	2 569	21 613	90 734	53	10	12	12	9	5	3	1	1	—
315	Apparel manufacturing	(E)	(D)	(D)	3	—	—	—	—	2	1	—	—	—
3152	Cut & sew apparel mfg	(E)	(D)	(D)	3	—	—	—	—	2	1	—	—	—
31522	Men's, boys' cut & sew apparel mfg	(C)	(D)	(D)	2	—	—	—	—	1	1	—	—	—
326	Plastics & rubber products mfg	557	3 603	14 740	4	—	—	2	—	—	1	1	—	—
3261	Plastics product mfg	557	3 603	14 740	4	—	—	2	—	—	1	1	—	—
32619	Other plastics product mfg	557	3 603	14 740	4	—	—	2	—	—	1	1	—	—
326199	All other plastics product mfg	557	3 603	14 740	4	—	—	2	—	—	1	1	—	—
332	Fabricated metal product mfg	139	1 120	4 922	12	2	4	5	1	—	—	—	—	—
336	Transportation equipment mfg	(F)	(D)	(D)	3	—	—	1	—	1	—	—	1	—
3364	Aerospace product & parts mfg	(F)	(D)	(D)	1	—	—	—	—	—	—	—	1	—
33641	Aerospace product & parts mfg	(F)	(D)	(D)	1	—	—	—	—	—	—	—	1	—
337	Furniture & related product mfg	(C)	(D)	(D)	3	—	2	—	—	—	1	—	—	—
3372	Office furniture (including fixtures) mfg	(C)	(D)	(D)	1	—	—	—	—	—	1	—	—	—
33721	Office furniture (including fixtures) mfg	(C)	(D)	(D)	1	—	—	—	—	—	1	—	—	—
42	Wholesale trade	401	2 327	11 628	47	21	11	9	5	1	—	—	—	—
421	Wholesale trade, durable goods	317	1 821	8 680	34	17	6	5	5	1	—	—	—	—
4218	Machinery, equipment & supplies whse	199	1 247	6 036	23	12	3	4	4	—	—	—	—	—

See footnotes at end of table.

**Table 6. Counties—Employees, Payroll, and Establishments by Industry: 2001—Con.**

[Excludes most government employees, railroad employees, and self-employed persons. Size class 1 to 4 includes establishments with payroll, but no employees, during mid-March pay period. (D) denotes figures withheld to avoid disclosing data for individual companies; the data are included in broader industry totals. Detailed industries with 100 or more employees are shown if industry was not a (D). For explanation of terms, abbreviations, and data reliability/comparability, see introductory text]

NAICS code	Industry	Number of employees for week including March 12	Payroll (\$1,000)		Total number of establishments	Number of establishments by employment-size class								
			First quarter	Annual		1 to 4	5 to 9	10 to 19	20 to 49	50 to 99	100 to 249	250 to 499	500 to 999	1,000 or more
<b>HOPKINS—Con.</b>														
<b>44-45</b>	<b>Retail trade</b> .....	<b>2 576</b>	<b>11 273</b>	<b>43 954</b>	<b>234</b>	<b>105</b>	<b>70</b>	<b>35</b>	<b>17</b>	<b>3</b>	<b>3</b>	<b>1</b>		
441	Motor vehicle & parts dealers .....	322	2 028	8 023	32	17	8	3	2	2				
4411	Automobile dealers .....	(C)	(D)	(D)	16	11	2		1	2				
44111	New car dealers .....	168	1 102	4 241	6	2	1		1	2				
441110	New car dealers .....	168	1 102	4 241	6	2	1		1	2				
4413	Automotive parts, accessories & tire stores .....	126	804	3 375	15	6	5	3	1					
444	Bldg material & garden equip & supp dealers .....	299	1 869	5 830	20	7	5	5	2		1			
4441	Building material & supplies dealers .....	247	1 586	4 592	13	5	2	3	2		1			
44411	Home centers .....	(C)	(D)	(D)	1						1			
445	Food & beverage stores .....	446	1 388	5 696	26	10	3	8	3		2			
4451	Grocery stores .....	(E)	(D)	(D)	18	6	1	6	3		2			
44511	Grocery (except convenience) stores .....	373	1 205	4 887	15	5		5	3		2			
445110	Grocery (except convenience) stores .....	373	1 205	4 887	15	5		5	3		2			
446	Health & personal care stores .....	194	1 084	4 711	22	5	8	8	1					
4461	Health & personal care stores .....	194	1 084	4 711	22	5	8	8	1					
44611	Pharmacies & drug stores .....	160	944	4 050	16	3	5	7	1					
446110	Pharmacies & drug stores .....	160	944	4 050	16	3	5	7	1					
447	Gasoline stations .....	207	619	2 512	38	19	13	6						
4471	Gasoline stations .....	207	619	2 512	38	19	13	6						
44711	Gasoline stations with convenience stores .....	162	491	1 987	25	9	11	5						
447110	Gasoline stations with convenience stores .....	162	491	1 987	25	9	11	5						
448	Clothing & clothing accessories stores .....	267	813	2 701	26	10	9	2	5					
4481	Clothing stores .....	198	598	1 948	16	7	4	1	4					
44814	Family clothing stores .....	166	520	1 632	7	1	1	1	4					
448140	Family clothing stores .....	166	520	1 632	7	1	1	1	4					
452	General merchandise stores .....	552	2 140	8 876	11	2	6		1	1		1		
4529	Other general merchandise stores .....	(E)	(D)	(D)	10	2	6		1			1		
45291	Warehouse clubs & superstores .....	(E)	(D)	(D)	1							1		
<b>48-49</b>	<b>Transportation &amp; warehousing</b> .....	<b>248</b>	<b>1 594</b>	<b>6 383</b>	<b>43</b>	<b>25</b>	<b>9</b>	<b>7</b>	<b>2</b>					
484	Truck transportation .....	196	1 138	4 306	33	21	5	5	2					
4842	Specialized freight trucking .....	(C)	(D)	(D)	19	11	3	4	1					
48422	Specialized freight (exc used) trucking, local .....	126	688	2 940	17	9	3	4	1					
484220	Specialized freight (exc used) trucking, local .....	126	688	2 940	17	9	3	4	1					
<b>51</b>	<b>Information</b> .....	<b>179</b>	<b>1 472</b>	<b>5 369</b>	<b>16</b>	<b>7</b>	<b>2</b>	<b>4</b>	<b>3</b>					
513	Broadcasting & telecommunications .....	108	1 120	4 034	12	6	1	3	2					
<b>52</b>	<b>Finance &amp; insurance</b> .....	<b>419</b>	<b>3 941</b>	<b>12 973</b>	<b>75</b>	<b>42</b>	<b>24</b>	<b>5</b>	<b>4</b>					
522	Credit intermediation & related activities .....	287	2 214	7 985	47	25	17	2	3					
5221	Depository credit intermediation .....	224	1 820	6 346	28	11	12	2	3					
52211	Commercial banking .....	199	1 691	5 835	23	8	11	1	3					
522110	Commercial banking .....	199	1 691	5 835	23	8	11	1	3					
524	Insurance carriers & related activities .....	(C)	(D)	(D)	23	13	6	3	1					
5242	Agencies & other insurance related activities .....	(C)	(D)	(D)	23	13	6	3	1					
52421	Insurance agencies & brokerages .....	110	1 201	3 155	21	12	5	3	1					
524210	Insurance agencies & brokerages .....	110	1 201	3 155	21	12	5	3	1					
<b>53</b>	<b>Real estate &amp; rental &amp; leasing</b> .....	<b>122</b>	<b>447</b>	<b>2 246</b>	<b>32</b>	<b>20</b>	<b>10</b>	<b>2</b>						
<b>54</b>	<b>Professional, scientific &amp; technical services</b> .....	<b>357</b>	<b>1 948</b>	<b>9 071</b>	<b>66</b>	<b>45</b>	<b>11</b>	<b>6</b>	<b>4</b>					
541	Professional, scientific & technical services .....	357	1 948	9 071	66	45	11	6	4					
5413	Architectural, engineering & related services .....	138	890	4 197	11	4	3	2	2					
<b>55</b>	<b>Management of companies &amp; enterprises</b> .....	<b>(A)</b>	<b>(D)</b>	<b>(D)</b>	<b>5</b>	<b>4</b>	<b>1</b>							
<b>56</b>	<b>Admin, support, waste mgt, remediation services</b> .....	<b>451</b>	<b>1 844</b>	<b>9 393</b>	<b>36</b>	<b>26</b>	<b>4</b>	<b>4</b>	<b>1</b>			<b>1</b>		
561	Administrative & support services .....	(E)	(D)	(D)	34	24	4	4	1			1		
5613	Employment services .....	(E)	(D)	(D)	3	2						1		
56132	Temporary help services .....	(E)	(D)	(D)	2	1						1		
5617	Services to buildings & dwellings .....	117	357	1 653	19	13	1	4	1					
<b>61</b>	<b>Educational services</b> .....	<b>103</b>	<b>248</b>	<b>1 018</b>	<b>11</b>	<b>5</b>	<b>4</b>	<b>1</b>		<b>1</b>				
611	Educational services .....	103	248	1 018	11	5	4	1		1				
<b>62</b>	<b>Health care and social assistance</b> .....	<b>3 211</b>	<b>23 330</b>	<b>92 482</b>	<b>87</b>	<b>31</b>	<b>29</b>	<b>11</b>	<b>5</b>	<b>5</b>	<b>4</b>	<b>1</b>		<b>1</b>
621	Ambulatory health care services .....	1 181	10 722	45 571	53	21	19	7	2	1	2	1		
6211	Offices of physicians .....	228	2 015	9 596	16	7	6	2			1			
62111	Offices of physicians .....	228	2 015	9 596	16	7	6	2			1			
6212	Offices of dentists .....	122	567	2 506	16	5	7	4						
62121	Offices of dentists .....	122	567	2 506	16	5	7	4						
621210	Offices of dentists .....	122	567	2 506	16	5	7	4						
6214	Outpatient care centers .....	(F)	(D)	(D)	3	1				1		1		
62149	Other outpatient care centers .....	(E)	(D)	(D)	1							1		
6216	Home health care services .....	(C)	(D)	(D)	2			1			1			
62161	Home health care services .....	(C)	(D)	(D)	2			1			1			
622	Hospitals .....	(G)	(D)	(D)	1									1
6221	General medical & surgical hospitals .....	(G)	(D)	(D)	1									1
62211	General medical & surgical hospitals .....	(G)	(D)	(D)	1									1

See footnotes at end of table.

**Table 6. Counties—Employees, Payroll, and Establishments by Industry: 2001—Con.**

[Excludes most government employees, railroad employees, and self-employed persons. Size class 1 to 4 includes establishments with payroll, but no employees, during mid-March pay period. (D) denotes figures withheld to avoid disclosing data for individual companies; the data are included in broader industry totals. Detailed industries with 100 or more employees are shown if industry was not a (D). For explanation of terms, abbreviations, and data reliability/comparability, see introductory text]

NAICS code	Industry	Number of employees for week including March 12	Payroll (\$1,000)		Total number of establishments	Number of establishments by employment-size class								
			First quarter	Annual		1 to 4	5 to 9	10 to 19	20 to 49	50 to 99	100 to 249	250 to 499	500 to 999	1,000 or more
<b>HOPKINS—Con.</b>														
<b>62 Health care and social assistance—Con.</b>														
623	Nursing & residential care facilities .....	(F)	(D)	(D)	11	—	—	2	3	4	2	—	—	—
6231	Nursing care facilities.....	(F)	(D)	(D)	7	—	—	—	1	4	2	—	—	—
62311	Nursing care facilities.....	(F)	(D)	(D)	7	—	—	—	1	4	2	—	—	—
624	Social assistance .....	109	317	1 224	22	10	10	2	—	—	—	—	—	—
71	<b>Arts, entertainment &amp; recreation .....</b>	<b>94</b>	<b>208</b>	<b>920</b>	<b>9</b>	<b>3</b>	<b>2</b>	<b>1</b>	<b>3</b>	—	—	—	—	—
72	<b>Accommodation &amp; food services .....</b>	<b>(G)</b>	<b>(D)</b>	<b>(D)</b>	<b>63</b>	<b>17</b>	<b>8</b>	<b>13</b>	<b>18</b>	<b>7</b>	—	—	—	—
721	Accommodation .....	(C)	(D)	(D)	5	3	1	—	—	1	—	—	—	—
7211	Traveler accommodation.....	(C)	(D)	(D)	5	3	1	—	—	1	—	—	—	—
72111	Hotels (exc casino hotels) & motels .....	(C)	(D)	(D)	5	3	1	—	—	1	—	—	—	—
722	Food services & drinking places .....	(G)	(D)	(D)	58	14	7	13	18	6	—	—	—	—
7221	Full-service restaurants .....	492	1 164	4 804	27	7	6	6	5	3	—	—	—	—
72211	Full-service restaurants .....	492	1 164	4 804	27	7	6	6	5	3	—	—	—	—
722110	Full-service restaurants .....	492	1 164	4 804	27	7	6	6	5	3	—	—	—	—
7222	Limited-service eating places .....	731	1 536	7 316	30	6	1	7	13	3	—	—	—	—
72221	Limited-service eating places .....	731	1 536	7 316	30	6	1	7	13	3	—	—	—	—
722211	Limited-service restaurants .....	717	1 522	7 243	27	4	1	6	13	3	—	—	—	—
81	<b>Other services (except public administration) .....</b>	<b>821</b>	<b>3 237</b>	<b>13 924</b>	<b>162</b>	<b>107</b>	<b>39</b>	<b>10</b>	<b>4</b>	<b>2</b>	—	—	—	—
811	Repair & maintenance .....	242	1 506	6 608	41	22	15	2	1	1	—	—	—	—
8111	Automotive repair & maintenance .....	(C)	(D)	(D)	27	16	10	1	—	—	—	—	—	—
8113	Commercial equipment (exc auto & elec) R&M .....	122	906	4 053	12	5	4	1	1	1	—	—	—	—
81131	Commercial equipment (exc auto & elec) R&M .....	122	906	4 053	12	5	4	1	1	1	—	—	—	—
811310	Commercial equipment (exc auto & elec) R&M .....	122	906	4 053	12	5	4	1	1	1	—	—	—	—
812	Personal & laundry services .....	167	693	2 972	30	16	11	2	1	—	—	—	—	—
813	Religious, grantmaking, civic, prof & like organizations .....	412	1 038	4 344	91	69	13	6	2	1	—	—	—	—
8131	Religious organizations .....	289	792	3 239	71	54	11	4	2	—	—	—	—	—
81311	Religious organizations .....	289	792	3 239	71	54	11	4	2	—	—	—	—	—
813110	Religious organizations .....	289	792	3 239	71	54	11	4	2	—	—	—	—	—
95	<b>Auxiliaries (exc corporate, subsidiary &amp; regional mgt) .....</b>	<b>327</b>	<b>1 712</b>	<b>7 689</b>	<b>5</b>	<b>2</b>	—	<b>1</b>	<b>1</b>	—	—	<b>1</b>	—	—
99	<b>Unclassified establishments .....</b>	<b>6</b>	<b>10</b>	<b>35</b>	<b>7</b>	<b>7</b>	—	—	—	—	—	—	—	—
<b>JACKSON</b>														
	<b>Total .....</b>	<b>2 177</b>	<b>9 280</b>	<b>41 443</b>	<b>139</b>	<b>74</b>	<b>28</b>	<b>20</b>	<b>9</b>	<b>4</b>	<b>3</b>	<b>1</b>	—	—
11	<b>Forestry, fishing, hunting, and agriculture support .....</b>	<b>(A)</b>	<b>(D)</b>	<b>(D)</b>	<b>2</b>	<b>2</b>	—	—	—	—	—	—	—	—
21	<b>Mining .....</b>	<b>(B)</b>	<b>(D)</b>	<b>(D)</b>	<b>1</b>	—	—	—	<b>1</b>	—	—	—	—	—
22	<b>Utilities .....</b>	<b>(C)</b>	<b>(D)</b>	<b>(D)</b>	<b>2</b>	—	—	<b>1</b>	—	<b>1</b>	—	—	—	—
221	Utilities .....	(C)	(D)	(D)	2	—	—	1	—	1	—	—	—	—
23	<b>Construction .....</b>	<b>103</b>	<b>335</b>	<b>1 758</b>	<b>27</b>	<b>20</b>	<b>4</b>	<b>3</b>	—	—	—	—	—	—
31-33	<b>Manufacturing .....</b>	<b>966</b>	<b>4 276</b>	<b>18 701</b>	<b>17</b>	<b>7</b>	<b>3</b>	<b>2</b>	<b>1</b>	<b>1</b>	<b>2</b>	<b>1</b>	—	—
326	Plastics & rubber products mfg .....	(E)	(D)	(D)	3	—	1	—	—	—	2	—	—	—
3261	Plastics product mfg .....	(E)	(D)	(D)	3	—	1	—	—	—	2	—	—	—
32619	Other plastics product mfg .....	(E)	(D)	(D)	3	—	1	—	—	—	2	—	—	—
334	Computer & electronic product mfg .....	(E)	(D)	(D)	1	—	—	—	—	—	—	1	—	—
3342	Communications equipment mfg .....	(E)	(D)	(D)	1	—	—	—	—	—	—	1	—	—
33421	Telephone apparatus mfg .....	(E)	(D)	(D)	1	—	—	—	—	—	—	1	—	—
42	<b>Wholesale trade .....</b>	<b>33</b>	<b>123</b>	<b>596</b>	<b>3</b>	<b>1</b>	—	<b>1</b>	<b>1</b>	—	—	—	—	—
44-45	<b>Retail trade .....</b>	<b>202</b>	<b>648</b>	<b>2 815</b>	<b>30</b>	<b>12</b>	<b>11</b>	<b>6</b>	<b>1</b>	—	—	—	—	—
48-49	<b>Transportation &amp; warehousing .....</b>	<b>92</b>	<b>391</b>	<b>2 303</b>	<b>8</b>	<b>5</b>	<b>1</b>	—	<b>2</b>	—	—	—	—	—
51	<b>Information .....</b>	<b>257</b>	<b>1 066</b>	<b>4 586</b>	<b>5</b>	<b>2</b>	—	<b>1</b>	<b>1</b>	—	<b>1</b>	—	—	—
514	Information & data processing services .....	(C)	(D)	(D)	1	—	—	—	—	—	1	—	—	—
5142	Data processing services .....	(C)	(D)	(D)	1	—	—	—	—	—	1	—	—	—
51421	Data processing services .....	(C)	(D)	(D)	1	—	—	—	—	—	1	—	—	—
52	<b>Finance &amp; insurance .....</b>	<b>17</b>	<b>62</b>	<b>251</b>	<b>4</b>	<b>2</b>	<b>1</b>	<b>1</b>	—	—	—	—	—	—
54	<b>Professional, scientific &amp; technical services .....</b>	<b>5</b>	<b>18</b>	<b>78</b>	<b>4</b>	<b>4</b>	—	—	—	—	—	—	—	—
56	<b>Admin, support, waste mgt, remediation services .....</b>	<b>3</b>	<b>16</b>	<b>99</b>	<b>3</b>	<b>3</b>	—	—	—	—	—	—	—	—
61	<b>Educational services .....</b>	<b>(A)</b>	<b>(D)</b>	<b>(D)</b>	<b>2</b>	<b>1</b>	<b>1</b>	—	—	—	—	—	—	—
62	<b>Health care and social assistance .....</b>	<b>248</b>	<b>985</b>	<b>4 306</b>	<b>14</b>	<b>4</b>	<b>4</b>	<b>3</b>	<b>1</b>	<b>2</b>	—	—	—	—
72	<b>Accommodation &amp; food services .....</b>	<b>68</b>	<b>120</b>	<b>458</b>	<b>10</b>	<b>5</b>	<b>2</b>	<b>2</b>	<b>1</b>	—	—	—	—	—
81	<b>Other services (except public administration) .....</b>	<b>(B)</b>	<b>(D)</b>	<b>(D)</b>	<b>7</b>	<b>6</b>	<b>1</b>	—	—	—	—	—	—	—

See footnotes at end of table.

**Table 6. Counties—Employees, Payroll, and Establishments by Industry: 2001—Con.**

[Excludes most government employees, railroad employees, and self-employed persons. Size class 1 to 4 includes establishments with payroll, but no employees, during mid-March pay period. (D) denotes figures withheld to avoid disclosing data for individual companies; the data are included in broader industry totals. Detailed industries with 100 or more employees are shown if industry was not a (D). For explanation of terms, abbreviations, and data reliability/comparability, see introductory text]

NAICS code	Industry	Number of employees for week including March 12	Payroll (\$1,000)		Total number of establishments	Number of establishments by employment-size class									
			First quarter	Annual		1 to 4	5 to 9	10 to 19	20 to 49	50 to 99	100 to 249	250 to 499	500 to 999	1,000 or more	
<b>JEFFERSON</b>															
	<b>Total .....</b>	<b>410 939</b>	<b>3 403 872</b>	<b>13 704 994</b>	<b>19 774</b>	<b>9 333</b>	<b>3 957</b>	<b>2 838</b>	<b>2 084</b>	<b>827</b>	<b>547</b>	<b>132</b>	<b>29</b>	<b>27</b>	
<b>11</b>	<b>Forestry, fishing, hunting, and agriculture support .....</b>	<b>(C)</b>	<b>(D)</b>	<b>(D)</b>	<b>15</b>	<b>6</b>	<b>3</b>	<b>3</b>	<b>2</b>	<b>1</b>	—	—	—	—	
115	Agriculture & forestry support activities .....	(C)	(D)	(D)	13	4	3	3	2	1	—	—	—	—	
1152	Animal production support activities .....	(C)	(D)	(D)	11	4	1	3	2	1	—	—	—	—	
11521	Animal production support activities .....	(C)	(D)	(D)	11	4	1	3	2	1	—	—	—	—	
<b>21</b>	<b>Mining .....</b>	<b>193</b>	<b>1 711</b>	<b>8 371</b>	<b>11</b>	<b>6</b>	<b>2</b>	<b>1</b>	<b>1</b>	—	<b>1</b>	—	—	—	
212	Mining (except oil & gas) .....	186	1 663	8 032	7	3	1	1	1	—	1	—	—	—	
2123	Nonmetallic mineral mining & quarrying .....	(C)	(D)	(D)	5	1	1	1	1	—	1	—	—	—	
21232	Sand, gravel, clay, refractory minerals mining .....	(C)	(D)	(D)	2	1	—	—	—	—	1	—	—	—	
<b>22</b>	<b>Utilities .....</b>	<b>(G)</b>	<b>(D)</b>	<b>(D)</b>	<b>38</b>	<b>18</b>	<b>4</b>	<b>4</b>	<b>4</b>	—	<b>6</b>	<b>2</b>	—	—	
221	Utilities .....	(G)	(D)	(D)	38	18	4	4	4	—	6	2	—	—	
2211	Elec pwr generation, transmsn & distribution ...	(G)	(D)	(D)	26	9	2	4	4	—	5	2	—	—	
22111	Electric power generation .....	(E)	(D)	(D)	2	—	—	—	—	—	2	—	—	—	
22112	Electric pwr transmsn, control & distribution ..	(G)	(D)	(D)	24	9	2	4	4	—	3	2	—	—	
2212	Natural gas distribution .....	(C)	(D)	(D)	6	5	—	—	—	—	1	—	—	—	
22121	Natural gas distribution .....	(C)	(D)	(D)	6	5	—	—	—	—	1	—	—	—	
<b>23</b>	<b>Construction .....</b>	<b>22 283</b>	<b>175 390</b>	<b>763 334</b>	<b>1 847</b>	<b>1 025</b>	<b>332</b>	<b>219</b>	<b>177</b>	<b>55</b>	<b>37</b>	<b>2</b>	—	—	
233	Building, developing & general contracting .....	4 705	37 414	163 937	545	361	83	46	37	14	4	—	—	—	
2331	Land subdivision & land development .....	154	1 771	6 162	47	36	6	5	—	—	—	—	—	—	
23311	Land subdivision & land development .....	154	1 771	6 162	47	36	6	5	—	—	—	—	—	—	
233110	Land subdivision & land development .....	154	1 771	6 162	47	36	6	5	—	—	—	—	—	—	
2332	Residential building construction .....	1 543	10 824	46 310	354	271	50	19	12	2	—	—	—	—	
23321	Single-family housing construction .....	1 422	9 622	41 365	337	262	45	18	10	2	—	—	—	—	
233210	Single-family housing construction .....	1 422	9 622	41 365	337	262	45	18	10	2	—	—	—	—	
23322	Multifamily housing construction .....	121	1 202	4 945	17	9	5	1	2	—	—	—	—	—	
233220	Multifamily housing construction .....	121	1 202	4 945	17	9	5	1	2	—	—	—	—	—	
2333	Nonresidential building construction .....	3 008	24 819	111 465	144	54	27	22	25	12	4	—	—	—	
23331	Mfg & industrial building construction .....	206	1 404	6 915	18	8	5	2	2	1	—	—	—	—	
233310	Mfg & industrial building construction .....	206	1 404	6 915	18	8	5	2	2	1	—	—	—	—	
23332	Commercial & institutional bldg construction ..	2 802	23 415	104 550	126	46	22	20	23	11	4	—	—	—	
233320	Commercial & institutional bldg construction ..	2 802	23 415	104 550	126	46	22	20	23	11	4	—	—	—	
234	Heavy construction .....	2 143	15 080	74 278	66	12	13	12	16	9	4	—	—	—	
2341	Highway, street, bridge & tunnel construction ...	350	2 388	11 472	14	2	3	2	5	2	—	—	—	—	
23411	Highway & street construction .....	350	2 388	11 472	14	2	3	2	5	2	—	—	—	—	
234110	Highway & street construction .....	350	2 388	11 472	14	2	3	2	5	2	—	—	—	—	
2349	Other heavy construction .....	1 793	12 692	62 806	52	10	10	10	11	7	4	—	—	—	
23491	Water, sewer & pipeline construction .....	952	7 254	32 637	18	1	3	5	3	3	3	—	—	—	
234910	Water, sewer & pipeline construction .....	952	7 254	32 637	18	1	3	5	3	3	3	—	—	—	
23492	Pwr, communication transmsn line construction ..	(C)	(D)	(D)	6	1	—	1	3	1	—	—	—	—	
23493	Industrial nonbuilding structure construction ..	(E)	(D)	(D)	2	—	—	—	—	1	1	—	—	—	
23499	All other heavy construction .....	407	2 240	14 402	26	8	7	4	5	2	—	—	—	—	
234990	All other heavy construction .....	407	2 240	14 402	26	8	7	4	5	2	—	—	—	—	
235	Special trade contractors .....	15 435	122 896	525 119	1 236	652	236	161	124	32	29	2	—	—	
2351	Plumbing, heating & AC contractor .....	3 805	33 058	140 682	276	131	55	37	37	8	8	—	—	—	
23511	Plumbing, heating & AC contractor .....	3 805	33 058	140 682	276	131	55	37	37	8	8	—	—	—	
235110	Plumbing, heating & AC contractor .....	3 805	33 058	140 682	276	131	55	37	37	8	8	—	—	—	
2352	Painting & wall covering contractors .....	811	4 339	19 668	144	89	34	11	9	1	—	—	—	—	
23521	Painting & wall covering contractors .....	811	4 339	19 668	144	89	34	11	9	1	—	—	—	—	
235210	Painting & wall covering contractors .....	811	4 339	19 668	144	89	34	11	9	1	—	—	—	—	
2353	Electrical contractors .....	3 634	35 799	141 195	163	77	29	23	17	7	8	2	—	—	
23531	Electrical contractors .....	3 634	35 799	141 195	163	77	29	23	17	7	8	2	—	—	
235310	Electrical contractors .....	3 634	35 799	141 195	163	77	29	23	17	7	8	2	—	—	
2354	Masonry, drywall, insulation, tile contractors ...	1 804	12 536	52 299	139	71	27	18	13	6	4	—	—	—	
23541	Masonry & stone contractors .....	590	4 107	18 090	59	36	11	6	2	3	1	—	—	—	
235410	Masonry & stone contractors .....	590	4 107	18 090	59	36	11	6	2	3	1	—	—	—	
23542	Drywall, acoustical & insulation contractors ...	1 026	7 203	29 058	53	19	11	11	6	3	3	—	—	—	
235420	Drywall, acoustical & insulation contractors ...	1 026	7 203	29 058	53	19	11	11	6	3	3	—	—	—	
23543	Tile, marble, terrazzo & mosaic contractors ..	188	1 226	5 151	27	16	5	1	5	—	—	—	—	—	
235430	Tile, marble, terrazzo & mosaic contractors ..	188	1 226	5 151	27	16	5	1	5	—	—	—	—	—	
2355	Carpentry & floor contractors .....	1 174	6 672	30 461	155	107	25	12	7	2	2	—	—	—	
23551	Carpentry contractors .....	860	4 198	20 696	117	82	21	9	2	1	2	—	—	—	
235510	Carpentry contractors .....	860	4 198	20 696	117	82	21	9	2	1	2	—	—	—	
23552	Floor laying & other floor contractors .....	314	2 474	9 765	38	25	4	3	5	1	—	—	—	—	
235520	Floor laying & other floor contractors .....	314	2 474	9 765	38	25	4	3	5	1	—	—	—	—	
2356	Roofing, siding, & sheet metal contractors .....	1 212	8 998	40 213	91	41	16	16	13	3	2	—	—	—	
23561	Roofing, siding, & sheet metal contractors ...	1 212	8 998	40 213	91	41	16	16	13	3	2	—	—	—	
235610	Roofing, siding, & sheet metal contractors ...	1 212	8 998	40 213	91	41	16	16	13	3	2	—	—	—	
2357	Concrete contractors .....	1 181	8 013	40 260	83	41	18	9	10	2	3	—	—	—	
23571	Concrete contractors .....	1 181	8 013	40 260	83	41	18	9	10	2	3	—	—	—	
235710	Concrete contractors .....	1 181	8 013	40 260	83	41	18	9	10	2	3	—	—	—	

See footnotes at end of table.

**Table 6. Counties—Employees, Payroll, and Establishments by Industry: 2001—Con.**

[Excludes most government employees, railroad employees, and self-employed persons. Size class 1 to 4 includes establishments with payroll, but no employees, during mid-March pay period. (D) denotes figures withheld to avoid disclosing data for individual companies; the data are included in broader industry totals. Detailed industries with 100 or more employees are shown if industry was not a (D). For explanation of terms, abbreviations, and data reliability/comparability, see introductory text]

NAICS code	Industry	Number of employees for week including March 12	Payroll (\$1,000)		Total number of establishments	Number of establishments by employment-size class									
			First quarter	Annual		1 to 4	5 to 9	10 to 19	20 to 49	50 to 99	100 to 249	250 to 499	500 to 999	1,000 or more	
<b>JEFFERSON—Con.</b>															
<b>23</b>	<b>Construction—Con.</b>														
235	Special trade contractors—Con.														
2359	Other special trade contractors	1 797	13 338	60 036	182	93	32	34	18	3	2	—	—	—	
23591	Structural steel erection contractors	174	1 238	5 924	12	5	2	2	3	—	—	—	—	—	
235910	Structural steel erection contractors	174	1 238	5 924	12	5	2	2	3	—	—	—	—	—	
23592	Glass & glazing contractors	177	1 329	6 009	10	1	4	1	4	—	—	—	—	—	
235920	Glass & glazing contractors	177	1 329	6 009	10	1	4	1	4	—	—	—	—	—	
23593	Excavation contractors	181	1 040	6 062	54	41	8	4	1	—	—	—	—	—	
235930	Excavation contractors	181	1 040	6 062	54	41	8	4	1	—	—	—	—	—	
23595	Bldg equip & oth mach installation contractor	503	5 182	20 627	18	6	1	3	4	2	2	—	—	—	
235950	Bldg equip & oth mach installation contractor	503	5 182	20 627	18	6	1	3	4	2	2	—	—	—	
23599	All other special trade contractors	685	4 018	19 181	79	38	15	19	6	1	—	—	—	—	
235990	All other special trade contractors	685	4 018	19 181	79	38	15	19	6	1	—	—	—	—	
<b>31-33</b>	<b>Manufacturing</b>	<b>52 959</b>	<b>581 791</b>	<b>2 310 191</b>	<b>860</b>	<b>216</b>	<b>121</b>	<b>146</b>	<b>163</b>	<b>94</b>	<b>88</b>	<b>21</b>	<b>6</b>	<b>5</b>	
311	Food mfg	4 967	33 531	140 940	56	12	6	7	9	12	6	2	1	1	
3111	Animal food mfg	107	712	3 259	5	2	—	—	3	—	—	—	—	—	
31111	Animal food mfg	107	712	3 259	5	2	—	—	3	—	—	—	—	—	
311119	Other animal food mfg	107	712	3 259	5	2	—	—	3	—	—	—	—	—	
3112	Grain & oilseed milling	(C)	(D)	(D)	2	—	—	—	—	2	—	—	—	—	
31122	Starch & vegetable fats & oils mfg	(C)	(D)	(D)	2	—	—	—	—	2	—	—	—	—	
3114	Fruit & veg preserving & specialty food mfg	429	2 927	11 392	6	—	1	1	1	2	1	—	—	—	
31141	Frozen food mfg	(E)	(D)	(D)	2	—	1	—	—	—	1	—	—	—	
31142	Fruit & veg canning, pickling & drying	(C)	(D)	(D)	4	—	—	1	1	2	—	—	—	—	
3115	Dairy product mfg	(C)	(D)	(D)	1	—	—	—	—	—	1	—	—	—	
31151	Dairy product (exc frozen) mfg	(C)	(D)	(D)	1	—	—	—	—	—	1	—	—	—	
3116	Animal slaughtering & processing	1 607	11 209	44 328	4	—	—	1	—	1	—	1	—	1	
31161	Animal slaughtering & processing	1 607	11 209	44 328	4	—	—	1	—	1	—	1	—	1	
3118	Bakeries & tortilla mfg	1 844	10 611	48 381	29	9	4	5	3	5	1	1	1	—	
31181	Bread & bakery product mfg	(E)	(D)	(D)	22	8	4	5	3	2	—	—	—	—	
311812	Commercial bakeries	198	786	3 421	6	1	1	1	1	2	—	—	—	—	
31182	Cookie, cracker & pasta mfg	1 338	8 384	39 715	5	—	—	—	—	3	—	1	1	—	
31183	Tortilla mfg	(C)	(D)	(D)	2	1	—	—	—	—	1	—	—	—	
3119	Other food mfg	652	5 435	23 290	8	—	1	—	2	2	3	—	—	—	
31191	Snack food mfg	(E)	(D)	(D)	2	—	—	—	—	—	2	—	—	—	
31194	Seasoning & dressing mfg	(C)	(D)	(D)	1	—	—	—	—	—	1	—	—	—	
312	Beverage & tobacco product mfg	932	11 057	42 701	11	3	—	2	2	—	4	—	—	—	
3121	Beverage mfg	(F)	(D)	(D)	9	3	—	2	2	—	2	—	—	—	
31211	Soft drink & ice mfg	(E)	(D)	(D)	3	1	—	—	1	—	1	—	—	—	
31214	Distilleries	(C)	(D)	(D)	3	—	—	1	1	—	1	—	—	—	
3122	Tobacco mfg	(E)	(D)	(D)	2	—	—	—	—	—	2	—	—	—	
31222	Tobacco product mfg	(E)	(D)	(D)	2	—	—	—	—	—	2	—	—	—	
314	Textile product mills	564	4 247	17 453	11	3	2	2	2	—	1	1	—	—	
3141	Textile furnishings mills	518	3 995	16 196	7	1	2	1	1	—	1	1	—	—	
31412	Curtain & linen mills	518	3 995	16 196	7	1	2	1	1	—	1	1	—	—	
315	Apparel manufacturing	(C)	(D)	(D)	19	13	2	2	1	—	1	—	—	—	
3159	Apparel accessories & other apparel mfg	136	645	2 570	10	8	—	1	—	—	1	—	—	—	
31599	Apparel accessories & other apparel mfg	136	645	2 570	10	8	—	1	—	—	1	—	—	—	
321	Wood product mfg	1 039	9 196	32 017	26	6	1	2	11	4	2	—	—	—	
3211	Sawmills & wood preservation	(C)	(D)	(D)	2	—	—	—	1	1	—	—	—	—	
32111	Sawmills & wood preservation	(C)	(D)	(D)	2	—	—	—	1	1	—	—	—	—	
3212	Veneer, plywood & engineered wood product mfg	(C)	(D)	(D)	4	—	—	—	3	1	—	—	—	—	
32121	Veneer, plywood & engineered wood product mfg	(C)	(D)	(D)	4	—	—	—	3	1	—	—	—	—	
3219	Other wood product mfg	727	6 537	22 298	20	6	1	2	7	2	2	—	—	—	
32191	Millwork	(E)	(D)	(D)	8	3	—	1	2	1	—	—	—	—	
32192	Wood container & pallet mfg	364	4 051	11 885	10	3	—	1	5	—	1	—	—	—	
321920	Wood container & pallet mfg	364	4 051	11 885	10	3	—	1	5	—	1	—	—	—	
322	Paper mfg	2 737	23 441	95 546	35	1	4	4	8	7	10	1	—	—	
3222	Converted paper product mfg	2 737	23 441	95 546	35	1	4	4	8	7	10	1	—	—	
32221	Paperboard container mfg	1 810	15 777	65 698	18	—	—	2	4	5	6	1	—	—	
322211	Corrugated & solid fiber box mfg	1 344	11 239	46 937	13	—	—	2	3	3	4	1	—	—	
32222	Paper bag & coated & treated paper mfg	492	4 342	15 945	6	—	1	1	—	1	3	—	—	—	
32223	Stationery product mfg	(E)	(D)	(D)	7	—	2	1	3	—	1	—	—	—	
32229	Other converted paper product mfg	(C)	(D)	(D)	4	1	1	—	1	1	—	—	—	—	
323	Printing & related support activities	3 092	28 582	110 376	121	47	19	22	19	3	10	1	—	—	
3231	Printing & related support activities	3 092	28 582	110 376	121	47	19	22	19	3	10	1	—	—	
32311	Printing	3 012	27 999	107 959	111	42	18	19	18	3	10	1	—	—	
323110	Commercial lithographic printing	1 923	20 192	76 462	43	9	6	10	8	2	7	1	—	—	
323113	Commercial screen printing	222	1 551	6 322	13	4	2	4	2	1	—	—	—	—	
323114	Quick printing	152	1 034	4 728	28	18	7	1	2	—	—	—	—	—	
323116	Manifold business form printing	162	1 326	5 444	3	—	1	—	1	—	1	—	—	—	
323119	Other commercial printing	211	1 498	5 904	10	4	2	2	1	—	1	—	—	—	

See footnotes at end of table.

**Table 6. Counties—Employees, Payroll, and Establishments by Industry: 2001—Con.**

[Excludes most government employees, railroad employees, and self-employed persons. Size class 1 to 4 includes establishments with payroll, but no employees, during mid-March pay period. (D) denotes figures withheld to avoid disclosing data for individual companies; the data are included in broader industry totals. Detailed industries with 100 or more employees are shown if industry was not a (D). For explanation of terms, abbreviations, and data reliability/comparability, see introductory text]

NAICS code	Industry	Number of employees for week including March 12	Payroll (\$1,000)		Total number of establishments	Number of establishments by employment-size class								
			First quarter	Annual		1 to 4	5 to 9	10 to 19	20 to 49	50 to 99	100 to 249	250 to 499	500 to 999	1,000 or more
<b>JEFFERSON—Con.</b>														
<b>31-33 Manufacturing—Con.</b>														
325	Chemical mfg .....	4 621	60 300	249 958	60	11	7	10	10	10	7	3	2	—
3251	Basic chemical mfg .....	1 384	20 031	76 140	14	2	1	2	2	3	—	1	—	—
32513	Synthetic dye & pigment mfg .....	(C)	(D)	(D)	1	—	—	—	—	—	1	—	—	—
32518	Other basic inorganic chemical mfg .....	(F)	(D)	(D)	4	1	—	—	1	—	1	—	1	—
32519	Other basic organic chemical mfg .....	481	7 004	27 793	8	—	1	2	1	3	1	—	—	—
3252	Resin, syn rubber, artf & syn fibers, fil mfg .....	2 202	30 280	133 660	11	—	—	1	2	2	2	3	1	—
32521	Resin & synthetic rubber mfg .....	2 202	30 280	133 660	11	—	—	1	2	2	2	3	1	—
3255	Paint, coating & adhesive mfg .....	754	7 059	28 745	17	2	2	4	4	3	2	—	—	—
32551	Paint & coating mfg .....	(F)	(D)	(D)	15	2	2	3	3	3	2	—	—	—
3259	Other chemical product & preparation mfg .....	211	2 287	8 966	8	2	1	2	1	2	—	—	—	—
32591	Printing ink mfg .....	(C)	(D)	(D)	4	1	—	2	—	1	—	—	—	—
32599	All other chemical product & preparation mfg .....	(C)	(D)	(D)	4	1	1	—	1	1	—	—	—	—
326	Plastics & rubber products mfg .....	2 389	17 711	66 730	35	4	1	6	8	11	4	1	—	—
3261	Plastics product mfg .....	(G)	(D)	(D)	32	2	1	6	7	11	4	1	—	—
32611	Unsupported plastics film, sheet, & bag mfg .....	352	2 624	11 056	5	1	—	1	1	2	1	—	—	—
32615	Foam product (exc polystyrene) mfg .....	242	1 194	4 693	4	—	—	—	1	3	—	—	—	—
326150	Foam product (exc polystyrene) mfg .....	242	1 194	4 693	4	—	—	—	1	3	—	—	—	—
32619	Other plastics product mfg .....	1 579	12 565	46 269	17	1	1	4	2	5	3	1	—	—
327	Nonmetallic mineral product mfg .....	1 509	11 913	54 269	45	5	6	13	11	6	4	—	—	—
3271	Clay product & refractory mfg .....	447	2 774	14 751	5	—	1	—	1	1	2	—	—	—
32711	Pottery, ceramics & plumbing fixture mfg .....	(C)	(D)	(D)	3	—	1	—	1	1	—	—	—	—
32712	Clay building material & refractories mfg .....	(E)	(D)	(D)	2	—	—	—	—	—	2	—	—	—
3272	Glass & glass product mfg .....	336	2 545	10 833	11	2	2	1	4	1	1	—	—	—
32721	Glass & glass product mfg .....	336	2 545	10 833	11	2	2	1	4	1	1	—	—	—
3273	Cement & concrete product mfg .....	540	5 051	22 685	19	2	2	8	3	3	1	—	—	—
32731	Cement mfg .....	(C)	(D)	(D)	1	—	—	—	—	1	—	—	—	—
32732	Ready-mix concrete mfg .....	272	2 130	9 386	10	1	2	3	1	3	—	—	—	—
327320	Ready-mix concrete mfg .....	272	2 130	9 386	10	1	2	3	1	3	—	—	—	—
3279	Other nonmetallic mineral product mfg .....	(C)	(D)	(D)	7	1	—	3	2	1	—	—	—	—
32799	All other nonmetallic mineral product mfg .....	(C)	(D)	(D)	7	1	—	3	2	1	—	—	—	—
331	Primary metal mfg .....	1 210	9 731	39 677	21	10	1	1	4	1	3	—	1	—
3311	Iron & steel mills & ferroalloy mfg .....	(C)	(D)	(D)	4	2	—	—	1	1	—	—	—	—
33111	Iron & steel mills & ferroalloy mfg .....	(C)	(D)	(D)	4	2	—	—	1	1	—	—	—	—
3313	Alumina & aluminum production & processing ..	1 037	8 342	33 954	7	—	—	1	2	—	3	—	1	—
33131	Alumina & aluminum production & processing ..	1 037	8 342	33 954	7	—	—	1	2	—	3	—	1	—
331315	Aluminum sheet, plate & foil mfg .....	158	1 863	7 381	3	—	—	1	1	—	1	—	—	—
332	Fabricated metal product mfg .....	5 688	48 988	205 650	145	27	23	26	34	19	13	3	—	—
3321	Forging & stamping .....	1 278	9 361	39 170	11	—	—	—	3	2	5	1	—	—
33211	Forging & stamping .....	1 278	9 361	39 170	11	—	—	—	3	2	5	1	—	—
332116	Metal stamping .....	972	6 563	26 493	8	—	—	—	2	1	4	1	—	—
3322	Cutlery & handtool mfg .....	177	1 461	5 752	7	3	1	—	2	1	—	—	—	—
33221	Cutlery & handtool mfg .....	177	1 461	5 752	7	3	1	—	2	1	—	—	—	—
3323	Architectural & structural metals mfg .....	1 073	8 571	35 283	49	9	7	15	11	7	—	—	—	—
33231	Plate work & fabricated structural prod mfg ..	454	3 993	15 811	19	2	2	7	5	3	—	—	—	—
332312	Fabricated structural metal mfg .....	319	3 201	12 521	14	1	1	6	5	1	—	—	—	—
33232	Ornamental & architectural metal prod mfg ..	619	4 578	19 472	30	7	5	8	6	4	—	—	—	—
332322	Sheet metal work mfg .....	465	3 791	16 191	18	4	1	5	5	3	—	—	—	—
332323	Ornamental & architectural metal work mfg ..	109	496	2 066	6	1	2	1	1	1	—	—	—	—
3324	Boiler, tank & shipping container mfg .....	468	6 714	21 944	7	—	3	1	1	1	—	1	—	—
33242	Metal tank (heavy gauge) mfg .....	(E)	(D)	(D)	4	—	1	1	1	—	—	1	—	—
3325	Hardware mfg .....	277	1 593	6 789	3	—	—	1	—	1	1	—	—	—
33251	Hardware mfg .....	277	1 593	6 789	3	—	—	1	—	1	1	—	—	—
332510	Hardware mfg .....	277	1 593	6 789	3	—	—	1	—	1	1	—	—	—
3326	Spring & wire product mfg .....	223	1 583	8 075	4	1	—	—	2	—	1	—	—	—
33261	Spring & wire product mfg .....	223	1 583	8 075	4	1	—	—	2	—	1	—	—	—
3327	Mach shops, turn prod, screw, nut, bolt mfg ....	1 100	9 968	43 446	41	12	5	5	10	6	3	—	—	—
33271	Machine shops .....	1 008	9 037	39 850	38	12	5	4	9	5	3	—	—	—
332710	Machine shops .....	1 008	9 037	39 850	38	12	5	4	9	5	3	—	—	—
3329	Other fabricated metal product mfg .....	998	9 055	42 693	15	—	4	3	3	1	3	1	—	—
33299	All other fabricated metal product mfg .....	998	9 055	42 693	15	—	4	3	3	1	3	1	—	—
332999	All other misc fabricated metal product mfg ..	852	7 961	37 596	11	—	3	2	1	2	1	—	—	—
333	Machinery mfg .....	4 759	45 877	182 741	82	14	10	15	18	8	12	5	—	—
3331	Ag, construction & mining machinery mfg .....	(C)	(D)	(D)	3	1	—	1	—	—	1	—	—	—
33311	Agricultural implement mfg .....	(C)	(D)	(D)	2	1	—	—	—	—	—	—	—	—
3332	Industrial machinery mfg .....	1 049	10 723	43 524	16	5	1	1	4	1	3	1	—	—
33322	Plastics & rubber industry machinery mfg ....	(E)	(D)	(D)	2	—	—	1	—	—	—	1	—	—
33329	Other industrial machinery mfg .....	(F)	(D)	(D)	13	4	1	—	4	1	3	—	—	—
3333	Commercial & service industry machinery mfg ..	792	6 200	23 732	5	—	1	—	—	1	1	2	—	—
33331	Commercial & service industry machinery mfg ..	792	6 200	23 732	5	—	1	—	—	1	1	2	—	—
3334	HVAC & commercial refrigeration equipment mfg ..	736	5 738	24 589	9	1	—	2	1	2	3	—	—	—
33341	HVAC & commercial refrigeration equipment mfg ..	736	5 738	24 589	9	1	—	2	1	2	3	—	—	—
333411	Air purification equipment mfg .....	428	2 798	12 580	6	1	—	2	—	1	2	—	—	—
3335	Metalworking machinery mfg .....	241	2 399	9 290	18	2	6	7	3	—	—	—	—	—
33351	Metalworking machinery mfg .....	241	2 399	9 290	18	2	6	7	3	—	—	—	—	—
333514	Special die, tool, die set, jig & fixture mfg ..	142	1 422	5 324	11	2	3	4	2	—	—	—	—	—

See footnotes at end of table.



**Table 6. Counties—Employees, Payroll, and Establishments by Industry: 2001—Con.**

[Excludes most government employees, railroad employees, and self-employed persons. Size class 1 to 4 includes establishments with payroll, but no employees, during mid-March pay period. (D) denotes figures withheld to avoid disclosing data for individual companies; the data are included in broader industry totals. Detailed industries with 100 or more employees are shown if industry was not a (D). For explanation of terms, abbreviations, and data reliability/comparability, see introductory text]

NAICS code	Industry	Number of employees for week including March 12	Payroll (\$1,000)		Total number of establishments	Number of establishments by employment-size class								
			First quarter	Annual		1 to 4	5 to 9	10 to 19	20 to 49	50 to 99	100 to 249	250 to 499	500 to 999	1,000 or more
<b>JEFFERSON—Con.</b>														
<b>31-33 Manufacturing—Con.</b>														
333	Machinery mfg—Con.													
3339	Other general purpose machinery mfg . . . . .	1 747	19 542	76 720	30	5	2	4	9	4	4	2	—	—
33391	Pump & compressor mfg . . . . . (E)	(D)	(D)	(D)	3	—	—	—	—	—	—	1	—	—
33392	Material handling equipment mfg . . . . . (F)	(D)	(D)	(D)	12	2	—	3	3	2	2	—	—	—
333922	Conveyor & conveying equipment mfg . . . . .	294	3 155	13 242	6	—	1	3	1	1	1	—	—	—
333924	Ind truck, tractor, trailer, stacker mach mfg . . . . .	100	797	3 377	3	—	2	—	1	—	—	—	—	—
33399	All other general purpose machinery mfg . . . . .	974	10 919	42 341	15	1	2	1	6	2	2	1	—	—
333999	All other general purpose machinery mfg . . . . .	310	3 519	13 595	7	1	—	1	3	1	1	—	—	—
334	Computer & electronic product mfg . . . . .	334	2 833	11 640	10	1	5	1	—	2	1	—	—	—
3345	Nav, measuring, medical, control instruments mfg . . . . . (C)	(D)	(D)	(D)	1	—	—	—	—	—	1	—	—	—
33451	Nav, measuring, medical, control instruments mfg . . . . . (C)	(D)	(D)	(D)	1	—	—	—	—	—	1	—	—	—
335	Electrical equip, appliance & component mfg . . . . .	3 904	37 655	181 721	14	2	1	1	2	3	1	1	1	2
3352	Household appliance mfg . . . . . (H)	(D)	(D)	(D)	5	—	—	—	1	1	—	—	1	2
33522	Major appliance mfg . . . . . (H)	(D)	(D)	(D)	5	—	—	—	1	1	—	—	1	2
3353	Electrical equipment mfg . . . . . (E)	(D)	(D)	(D)	4	—	—	—	1	1	1	1	—	—
33531	Electrical equipment mfg . . . . . (E)	(D)	(D)	(D)	4	—	—	—	1	1	1	1	—	—
336	Transportation equipment mfg . . . . .	12 458	214 743	785 840	33	7	6	5	3	2	4	3	1	2
3361	Motor vehicle mfg . . . . . (I)	(D)	(D)	(D)	3	—	1	—	—	—	—	—	—	2
33611	Automobile & light duty motor vehicle mfg . . . . . (I)	(D)	(D)	(D)	3	—	1	—	—	—	—	—	—	2
3362	Motor vehicle body & trailer mfg . . . . . (F)	(D)	(D)	(D)	3	—	—	—	1	—	—	2	—	—
33621	Motor vehicle body & trailer mfg . . . . . (F)	(D)	(D)	(D)	3	—	—	—	1	—	—	2	—	—
3363	Motor vehicle parts mfg . . . . .	1 868	16 920	64 295	21	4	4	4	1	2	4	1	1	—
33631	Motor vehicle gas engine & engine parts mfg . . . . . (E)	(D)	(D)	(D)	5	3	—	—	—	—	1	1	—	—
33636	Motor vehicle seating & interior trim mfg . . . . . (F)	(D)	(D)	(D)	2	—	—	—	—	1	—	—	1	—
33637	Motor vehicle metal stamping . . . . . (C)	(D)	(D)	(D)	1	—	—	—	—	—	1	—	—	—
33639	Other motor vehicle parts mfg . . . . .	361	3 499	14 314	8	—	3	3	—	—	2	—	—	—
336399	All other motor vehicle parts mfg . . . . .	361	3 499	14 314	8	—	3	3	—	—	2	—	—	—
337	Furniture & related product mfg . . . . .	695	5 079	21 423	43	14	9	9	8	2	1	—	—	—
3371	HH & institutional furniture & kitchen cabinet mfg . . . . .	450	3 323	14 246	28	10	7	5	4	1	1	—	—	—
33711	Wood kitchen cabinet & countertop mfg . . . . .	274	1 716	7 454	18	5	3	5	4	1	—	—	—	—
337110	Wood kitchen cabinet & countertop mfg . . . . .	274	1 716	7 454	18	5	3	5	4	1	—	—	—	—
33712	Household & institutional furniture mfg . . . . .	176	1 607	6 792	10	5	4	—	—	—	1	—	—	—
3372	Office furniture (including fixtures) mfg . . . . .	220	1 625	6 523	11	2	2	2	4	1	—	—	—	—
33721	Office furniture (including fixtures) mfg . . . . .	220	1 625	6 523	11	2	2	2	4	1	—	—	—	—
337212	Custom architectural woodwork & millwork mfg . . . . .	104	821	2 929	5	1	1	1	1	1	—	—	—	—
339	Miscellaneous mfg . . . . .	1 830	15 759	66 022	85	32	15	17	13	4	4	—	—	—
3391	Medical equipment & supplies mfg . . . . .	607	5 652	23 475	28	13	4	1	7	2	1	—	—	—
33911	Medical equipment & supplies mfg . . . . .	607	5 652	23 475	28	13	4	1	7	2	1	—	—	—
339116	Dental laboratories . . . . .	174	1 376	5 463	18	10	3	1	4	—	—	—	—	—
3399	Other miscellaneous mfg . . . . .	1 223	10 107	42 547	57	19	11	16	6	2	3	—	—	—
33991	Jewelry & silverware mfg . . . . . (E)	(D)	(D)	(D)	5	1	2	1	—	—	1	—	—	—
33992	Sporting & athletic goods mfg . . . . .	293	2 413	11 509	8	1	1	2	3	—	1	—	—	—
339920	Sporting & athletic goods mfg . . . . .	293	2 413	11 509	8	1	1	2	3	—	1	—	—	—
33995	Sign mfg . . . . .	161	1 427	5 171	24	12	4	7	1	—	—	—	—	—
339950	Sign mfg . . . . .	161	1 427	5 171	24	12	4	7	1	—	—	—	—	—
33999	All other misc mfg . . . . .	433	3 861	16 031	15	4	3	4	1	2	1	—	—	—
<b>42</b>	<b>Wholesale trade . . . . .</b>	<b>25 937</b>	<b>266 165</b>	<b>1 062 639</b>	<b>1 434</b>	<b>639</b>	<b>282</b>	<b>231</b>	<b>180</b>	<b>60</b>	<b>33</b>	<b>6</b>	<b>2</b>	<b>1</b>
421	Wholesale trade, durable goods . . . . .	15 588	160 844	637 266	987	433	205	156	125	42	21	4	1	—
4211	Motor vehicle, motor vehicle pt & supply whsle . . . . .	1 433	12 153	49 419	85	35	15	16	10	6	3	—	—	—
42111	Automobile & other motor vehicle whsle . . . . .	336	3 047	11 645	16	8	2	1	3	1	1	—	—	—
421110	Automobile & other motor vehicle whsle . . . . .	336	3 047	11 645	16	8	2	1	3	1	1	—	—	—
42112	Motor vehicle supplies & new parts whsle . . . . .	865	7 476	31 003	44	16	11	6	4	5	2	—	—	—
421120	Motor vehicle supplies & new parts whsle . . . . .	865	7 476	31 003	44	16	11	6	4	5	2	—	—	—
42114	Motor vehicle parts (used) whsle . . . . .	153	963	3 931	18	9	1	6	2	—	—	—	—	—
421140	Motor vehicle parts (used) whsle . . . . .	153	963	3 931	18	9	1	6	2	—	—	—	—	—
4212	Furniture & home furnishing whsle . . . . .	577	5 114	21 189	49	21	10	6	11	1	—	—	—	—
42121	Furniture whsle . . . . .	264	2 382	10 787	21	11	3	1	5	1	—	—	—	—
421210	Furniture whsle . . . . .	264	2 382	10 787	21	11	3	1	5	1	—	—	—	—
42122	Home furnishing whsle . . . . .	313	2 732	10 402	28	10	7	5	6	—	—	—	—	—
421220	Home furnishing whsle . . . . .	313	2 732	10 402	28	10	7	5	6	—	—	—	—	—
4213	Lumber & other construction materials whsle . . . . .	1 331	11 551	51 335	61	23	18	5	11	2	1	—	1	—
42131	Lumber, plywood, millwork & wood panel whsle . . . . .	504	5 236	22 174	37	16	9	2	8	2	—	—	—	—
421310	Lumber, plywood, millwork & wood panel whsle . . . . .	504	5 236	22 174	37	16	9	2	8	2	—	—	—	—
42132	Brick & related construction material whsle . . . . .	551	4 398	20 519	8	2	4	1	—	—	—	—	1	—
421320	Brick & related construction material whsle . . . . .	551	4 398	20 519	8	2	4	1	—	—	—	—	1	—
42133	Roofing, siding & insulation material whsle . . . . .	218	1 518	7 107	12	4	4	1	2	—	1	—	—	—
421330	Roofing, siding & insulation material whsle . . . . .	218	1 518	7 107	12	4	4	1	2	—	1	—	—	—
4214	Professional & commercial equip & supp whsle . . . . .	3 607	41 777	158 176	174	78	34	25	17	8	11	1	—	—
42142	Office equipment whsle . . . . .	933	9 660	37 386	25	7	4	5	2	3	4	—	—	—
421420	Office equipment whsle . . . . .	933	9 660	37 386	25	7	4	5	2	3	4	—	—	—
42143	Computer & peripheral equip & software whsle . . . . .	839	11 950	45 009	49	23	7	7	7	2	3	—	—	—
421430	Computer & peripheral equip & software whsle . . . . .	839	11 950	45 009	49	23	7	7	7	2	3	—	—	—
42144	Other commercial equipment whsle . . . . .	776	9 335	31 642	27	13	6	4	2	—	1	1	—	—
421440	Other commercial equipment whsle . . . . .	776	9 335	31 642	27	13	6	4	2	—	1	1	—	—
42145	Medical, dental, hospital equip & supp whsle . . . . .	524	5 862	23 366	50	27	11	6	4	1	1	—	—	—
421450	Medical, dental, hospital equip & supp whsle . . . . .	524	5 862	23 366	50	27	11	6	4	1	1	—	—	—
42146	Ophthalmic goods whsle . . . . .	319	2 911	12 440	8	4	—	—	1	2	1	—	—	—
421460	Ophthalmic goods whsle . . . . .	319	2 911	12 440	8	4	—	—	1	2	1	—	—	—

See footnotes at end of table.

**Table 6. Counties—Employees, Payroll, and Establishments by Industry: 2001—Con.**

[Excludes most government employees, railroad employees, and self-employed persons. Size class 1 to 4 includes establishments with payroll, but no employees, during mid-March pay period. (D) denotes figures withheld to avoid disclosing data for individual companies; the data are included in broader industry totals. Detailed industries with 100 or more employees are shown if industry was not a (D). For explanation of terms, abbreviations, and data reliability/comparability, see introductory text]

NAICS code	Industry	Number of employees for week including March 12	Payroll (\$1,000)		Total number of establishments	Number of establishments by employment-size class																					
			First quarter	Annual		1 to 4	5 to 9	10 to 19	20 to 49	50 to 99	100 to 249	250 to 499	500 to 999	1,000 or more													
<b>JEFFERSON—Con.</b>																											
<b>Wholesale trade—Con.</b>																											
42	<b>Wholesale trade—Con.</b>																										
421	Wholesale trade, durable goods—Con.																										
4214	Professional & commercial equip & supp whsle—Con.																										
42149	Oth professional equipment & supplies whsle.												162	1 507	6 205	11	4	4	2	—	—	1	—	—	—	—	—
421490	Oth professional equipment & supplies whsle .....												162	1 507	6 205	11	4	4	2	—	—	1	—	—	—	—	—
4215	Metal & mineral (except petroleum) whsle .....												830	9 181	36 458	49	21	6	8	10	3	1	—	—	—	—	—
42151	Metal service centers & offices whsle .....												(F)	(D)	(D)	47	19	6	8	10	3	1	—	—	—	—	—
4216	Electrical goods whsle .....												1 747	21 085	80 747	112	49	23	20	12	5	2	1	—	—	—	—
42161	Elec equip, wiring supp, const material whsle ..												597	6 781	27 782	50	19	12	10	7	2	—	—	—	—	—	—
421610	Elec equip, wiring supp, const material whsle .....												597	6 781	27 782	50	19	12	10	7	2	—	—	—	—	—	
42169	Other electronic parts & equipment whsle .....												1 074	13 572	49 710	50	23	9	7	5	3	2	1	—	—	—	—
421690	Other electronic parts & equipment whsle ..												1 074	13 572	49 710	50	23	9	7	5	3	2	1	—	—	—	—
4217	Hardware, plumb & heating equip & sup whsle ..												1 271	12 567	49 858	106	47	24	20	10	3	2	—	—	—	—	—
42171	Hardware whsle .....												286	2 946	11 045	31	15	7	5	3	1	—	—	—	—	—	—
421710	Hardware whsle .....												286	2 946	11 045	31	15	7	5	3	1	—	—	—	—	—	
42172	Plumbing & heating equipment & supplies whsle .....												182	1 469	6 054	21	14	2	4	—	—	1	—	—	—	—	—
421720	Plumbing & heating equipment & supplies whsle .....												182	1 469	6 054	21	14	2	4	—	—	1	—	—	—	—	—
42173	Warm air heating & AC equip & supplies whsle ..												639	6 787	26 006	46	15	13	11	5	1	1	—	—	—	—	—
421730	Warm air heating & AC equip & supplies whsle ..												639	6 787	26 006	46	15	13	11	5	1	1	—	—	—	—	—
42174	Refrigeration equipment & supplies whsle ....												164	1 365	6 753	8	3	2	—	2	1	—	—	—	—	—	—
421740	Refrigeration equipment & supplies whsle ..												164	1 365	6 753	8	3	2	—	2	1	—	—	—	—	—	—
4218	Machinery, equipment & supplies whsle .....												3 736	39 969	159 114	276	118	58	47	39	12	1	1	—	—	—	—
42181	Const & mining (exc petroleum) equip whsle ..												687	8 507	34 295	20	5	5	3	4	2	—	1	—	—	—	—
421810	Const & mining (exc petroleum) equip whsle .....												687	8 507	34 295	20	5	5	3	4	2	—	1	—	—	—	—
42182	Farm & garden machinery & equipment whsle .....												175	1 570	6 678	14	3	5	4	2	—	—	—	—	—	—	—
421820	Farm & garden machinery & equipment whsle .....												175	1 570	6 678	14	3	5	4	2	—	—	—	—	—	—	—
42183	Industrial machinery & equipment whsle .....												1 734	19 022	74 131	152	73	26	29	16	8	—	—	—	—	—	—
421830	Industrial machinery & equipment whsle ....												1 734	19 022	74 131	152	73	26	29	16	8	—	—	—	—	—	—
42184	Industrial supplies whsle .....												802	8 090	31 916	57	19	15	7	15	—	1	—	—	—	—	—
421840	Industrial supplies whsle .....												802	8 090	31 916	57	19	15	7	15	—	1	—	—	—	—	—
42185	Service establishment equip & supplies whsle .....												207	1 490	6 692	25	13	7	3	1	1	—	—	—	—	—	—
421850	Service establishment equip & supplies whsle .....												207	1 490	6 692	25	13	7	3	1	1	—	—	—	—	—	—
42186	Transportation equip, supplies (exc MV) whsle ..												131	1 290	5 402	8	5	—	1	1	1	—	—	—	—	—	—
421860	Transportation equip, supplies (exc MV) whsle ..												131	1 290	5 402	8	5	—	1	1	1	—	—	—	—	—	—
4219	Miscellaneous durable goods whsle .....												1 056	7 447	30 970	75	41	17	9	5	2	—	1	—	—	—	—
42191	Sporting & recreational goods & supply whsle .....												107	917	4 307	19	12	4	2	1	—	—	—	—	—	—	—
421910	Sporting & recreational goods & supply whsle .....												107	917	4 307	19	12	4	2	1	—	—	—	—	—	—	—
42193	Recyclable material whsle .....												354	3 052	12 848	25	11	6	2	4	2	—	—	—	—	—	—
421930	Recyclable material whsle .....												354	3 052	12 848	25	11	6	2	4	2	—	—	—	—	—	—
42199	Other miscellaneous durable goods whsle ....												487	2 553	10 382	18	13	3	1	—	—	—	1	—	—	—	—
421990	Other miscellaneous durable goods whsle ..												487	2 553	10 382	18	13	3	1	—	—	—	1	—	—	—	—
422	<b>Wholesale trade, nondurable goods .....</b>												10 349	105 321	425 373	447	206	77	75	55	18	12	2	1	—	—	
4221	Paper & paper product whsle .....												673	8 236	32 117	54	32	4	8	6	3	1	—	—	—	—	
42211	Printing & writing paper whsle .....												154	2 447	9 084	6	3	—	—	1	2	—	—	—	—	—	
422110	Printing & writing paper whsle .....												154	2 447	9 084	6	3	—	—	1	2	—	—	—	—	—	
42212	Stationery & office supplies whsle .....												288	2 837	10 918	30	19	4	4	2	—	1	—	—	—	—	
422120	Stationery & office supplies whsle .....												288	2 837	10 918	30	19	4	4	2	—	1	—	—	—	—	
42213	Industrial & personal service paper whsle ....												231	2 952	12 115	18	10	—	4	3	1	—	—	—	—	—	
422130	Industrial & personal service paper whsle ..												231	2 952	12 115	18	10	—	4	3	1	—	—	—	—	—	
4222	Drugs & druggists' sundries whsle .....												605	6 463	24 266	22	8	4	4	3	1	2	—	—	—	—	
42221	Drugs & druggists' sundries whsle .....												605	6 463	24 266	22	8	4	4	3	1	2	—	—	—	—	
422210	Drugs & druggists' sundries whsle .....												605	6 463	24 266	22	8	4	4	3	1	2	—	—	—	—	
4223	Apparel, piece goods & notions whsle .....												254	2 017	8 053	30	21	4	3	1	—	1	—	—	—	—	
42232	Men's & boys' clothing & furnishings whsle ...												150	1 209	4 947	10	6	3	—	—	—	1	—	—	—	—	
422320	Men's & boys' clothing & furnishings whsle ..												150	1 209	4 947	10	6	3	—	—	—	1	—	—	—	—	
4224	Grocery & related product whsle .....												3 202	31 087	127 663	125	43	26	23	20	7	3	2	1	—	—	
42241	General line grocery whsle .....												1 015	11 391	47 526	16	3	5	—	3	3	1	—	—	—	—	
422410	General line grocery whsle .....												1 015	11 391	47 526	16	3	5	—	3	3	1	—	—	—	—	
42242	Packaged frozen food whsle .....												425	4 207	16 821	18	6	4	5	1	1	—	—	—	—	—	
422420	Packaged frozen food whsle .....												425	4 207	16 821	18	6	4	5	1	1	—	—	—	—	—	
42243	Dairy product (exc dried or canned) whsle ...												139	1 140	5 431	13	4	3	3	—	—	—	—	—	—	—	
422430	Dairy product (exc dried or canned) whsle ..												139	1 140	5 431	13	4	3	3	—	—	—	—	—	—	—	
42244	Poultry & poultry product whsle .....												108	744	3 256	5	—	—	4	—	1	—	—	—	—	—	
422440	Poultry & poultry product whsle .....												108	744	3 256	5	—	—	4	—	1	—	—	—	—	—	
42245	Confectionery whsle .....												109	844	3 389	8	3	2	1	2	—	—	—	—	—	—	
422450	Confectionery whsle .....												109	844	3 389	8	3	2	1	2	—	—	—	—	—	—	
42246	Fish & seafood whsle .....												101	446	2 060	5	2	—	1	1	1	—	—	—	—	—	
422460	Fish & seafood whsle .....												101	446	2 060	5	2	—	1	1	1	—	—	—	—	—	
42247	Meat & meat product whsle .....												112	761	3 143	8	2	3	1	2	—	—	—	—	—	—	
422470	Meat & meat product whsle .....												112	761	3 143	8	2	3	1	2	—	—	—	—	—	—	
42248	Fresh fruit & vegetable whsle .....												350	2 568	12 473	19	8	3	3	4	—	1	—	—	—	—	
422480	Fresh fruit & vegetable whsle .....												350	2 568	12 473	19	8	3	3	4	—	1	—	—	—	—	
42249	Other grocery & related products whsle .....												843	8 986	33 764	33	15	6	5	4	1	—	2	—	—	—	
422490	Other grocery & related products whsle ....												843	8 986	33 764	33	15	6	5	4	1	—	2	—	—	—	
4225	Farm product raw material whsle .....												145	1 252	6 139	8	4	1	1	1	1	—	—	—	—	—	

See footnotes at end of table.

**Table 6. Counties—Employees, Payroll, and Establishments by Industry: 2001—Con.**

[Excludes most government employees, railroad employees, and self-employed persons. Size class 1 to 4 includes establishments with payroll, but no employees, during mid-March pay period. (D) denotes figures withheld to avoid disclosing data for individual companies; the data are included in broader industry totals. Detailed industries with 100 or more employees are shown if industry was not a (D). For explanation of terms, abbreviations, and data reliability/comparability, see introductory text]

NAICS code	Industry	Number of employees for week including March 12	Payroll (\$1,000)		Total number of establishments	Number of establishments by employment-size class									
			First quarter	Annual		1 to	5 to	10 to	20 to	50 to	100 to	250 to	500 to	1,000 or more	
						4	9	19	49	99	249	499	999		
<b>JEFFERSON—Con.</b>															
<b>42 Wholesale trade—Con.</b>															
422	Wholesale trade, nondurable goods—Con.														
4226	Chemical & allied products whse	547	5 490	23 080	74	36	17	15	6	—	—	—	—	—	
42261	Plastics materials & basic forms, shapes whse	119	1 362	5 624	15	7	3	3	2	—	—	—	—	—	
422610	Plastics materials & basic forms, shapes whse	119	1 362	5 624	15	7	3	3	2	—	—	—	—	—	
42269	Other chemical & allied products whse	428	4 128	17 456	59	29	14	12	4	—	—	—	—	—	
422690	Other chemical & allied products whse	428	4 128	17 456	59	29	14	12	4	—	—	—	—	—	
4227	Petroleum & petroleum products whse	393	5 385	20 473	24	9	5	5	3	1	1	—	—	—	
42271	Petroleum bulk stations & terminals	333	4 704	17 643	14	3	3	4	2	1	1	—	—	—	
422710	Petroleum bulk stations & terminals	333	4 704	17 643	14	3	3	4	2	1	1	—	—	—	
4228	Beer, wine, distilled alcoholic beverage whse	747	8 159	32 833	11	2	—	1	3	1	4	—	—	—	
42281	Beer & ale whse	306	2 913	12 178	3	—	—	—	—	1	2	—	—	—	
422810	Beer & ale whse	306	2 913	12 178	3	—	—	—	—	1	2	—	—	—	
42282	Wine & distilled alcoholic beverage whse	441	5 246	20 655	8	2	—	1	3	—	2	—	—	—	
422820	Wine & distilled alcoholic beverage whse	441	5 246	20 655	8	2	—	1	3	—	2	—	—	—	
4229	Miscellaneous nondurable goods whse	3 783	37 232	150 749	99	51	16	15	12	4	—	—	—	1	
42291	Farm supplies whse	139	1 271	5 644	17	9	2	3	3	—	—	—	—	—	
422910	Farm supplies whse	139	1 271	5 644	17	9	2	3	3	—	—	—	—	—	
42293	Flower, nursery stock, florists' supplies whse	111	733	2 752	12	4	4	4	—	—	—	—	—	—	
422930	Flower, nursery stock, florists' supplies whse	111	733	2 752	12	4	4	4	—	—	—	—	—	—	
42294	Tobacco & tobacco product whse	(H)	(D)	(D)	8	3	1	—	1	2	—	—	—	1	
42295	Paint, varnish & supplies whse	308	3 141	12 116	17	7	3	2	3	2	—	—	—	—	
422950	Paint, varnish & supplies whse	308	3 141	12 116	17	7	3	2	3	2	—	—	—	—	
42299	Other miscellaneous nondurable goods whse	207	1 321	6 477	34	21	5	5	3	—	—	—	—	—	
422990	Other miscellaneous nondurable goods whse	207	1 321	6 477	34	21	5	5	3	—	—	—	—	—	
<b>44-45</b>	<b>Retail trade</b>	<b>48 315</b>	<b>226 288</b>	<b>948 353</b>	<b>2 822</b>	<b>1 049</b>	<b>793</b>	<b>517</b>	<b>271</b>	<b>96</b>	<b>76</b>	<b>18</b>	<b>2</b>	<b>—</b>	
441	Motor vehicle & parts dealers	6 054	48 504	226 002	321	110	80	54	48	17	12	—	—	—	
4411	Automobile dealers	4 135	36 313	174 700	134	50	20	14	22	16	12	—	—	—	
44111	New car dealers	3 575	31 883	156 198	63	9	5	4	19	14	12	—	—	—	
441110	New car dealers	3 575	31 883	156 198	63	9	5	4	19	14	12	—	—	—	
44112	Used car dealers	560	4 430	18 502	71	41	15	10	3	2	—	—	—	—	
441120	Used car dealers	560	4 430	18 502	71	41	15	10	3	2	—	—	—	—	
4412	Other motor vehicle dealers	184	1 002	5 057	27	15	7	1	4	—	—	—	—	—	
44122	Motorcycle & boat & other MV dealers	142	723	3 725	21	11	6	1	3	—	—	—	—	—	
4413	Automotive parts, accessories & tire stores	1 735	11 189	46 245	160	45	53	39	22	1	—	—	—	—	
44131	Automotive parts, accessories & tire stores	1 247	7 706	31 975	109	32	36	22	18	1	—	—	—	—	
441310	Automotive parts, accessories & tire stores	1 247	7 706	31 975	109	32	36	22	18	1	—	—	—	—	
44132	Tire dealers	488	3 483	14 270	51	13	17	17	4	—	—	—	—	—	
441320	Tire dealers	488	3 483	14 270	51	13	17	17	4	—	—	—	—	—	
442	Furniture & home furnishing stores	1 978	11 122	43 198	175	74	46	30	16	7	2	—	—	—	
4421	Furniture stores	975	6 877	25 613	69	22	17	13	13	4	—	—	—	—	
44211	Furniture stores	975	6 877	25 613	69	22	17	13	13	4	—	—	—	—	
442110	Furniture stores	975	6 877	25 613	69	22	17	13	13	4	—	—	—	—	
4422	Home furnishings stores	1 003	4 245	17 585	106	52	29	17	3	3	2	—	—	—	
44221	Floor covering stores	306	2 108	8 444	50	26	16	7	1	—	—	—	—	—	
442210	Floor covering stores	306	2 108	8 444	50	26	16	7	1	—	—	—	—	—	
44229	Other home furnishings stores	697	2 137	9 141	56	26	13	10	2	3	2	—	—	—	
443	Electronics & appliance stores	1 570	8 528	34 357	126	58	38	15	6	5	4	—	—	—	
4431	Electronics & appliance stores	1 570	8 528	34 357	126	58	38	15	6	5	4	—	—	—	
44311	Appliance, TV & all other electronics stores	1 102	5 898	24 072	71	33	21	7	3	3	4	—	—	—	
443111	Household appliance stores	191	1 378	5 043	21	13	3	4	—	—	1	—	—	—	
443112	Radio, television & other electronics stores	911	4 520	19 029	50	20	18	3	3	3	3	—	—	—	
44312	Computer & software stores	340	2 212	8 310	47	24	12	7	3	1	—	—	—	—	
443120	Computer & software stores	340	2 212	8 310	47	24	12	7	3	1	—	—	—	—	
44313	Camera & photographic supplies stores	128	418	1 975	8	1	5	1	—	1	—	—	—	—	
443130	Camera & photographic supplies stores	128	418	1 975	8	1	5	1	—	1	—	—	—	—	
444	Bldg material & garden equip & supp dealers	3 960	29 124	117 099	223	71	55	46	32	11	8	—	—	—	
4441	Building material & supplies dealers	3 459	26 238	103 574	185	60	47	34	27	9	8	—	—	—	
44411	Home centers	1 201	6 818	28 817	15	—	3	1	3	1	7	—	—	—	
444110	Home centers	1 201	6 818	28 817	15	—	3	1	3	1	7	—	—	—	
44412	Paint & wallpaper stores	202	1 564	6 327	36	21	10	4	1	—	—	—	—	—	
444120	Paint & wallpaper stores	202	1 564	6 327	36	21	10	4	1	—	—	—	—	—	
44413	Hardware stores	473	2 262	9 476	34	7	13	7	5	2	—	—	—	—	
444130	Hardware stores	473	2 262	9 476	34	7	13	7	5	2	—	—	—	—	
44419	Other building material dealers	1 583	15 594	58 954	100	32	21	22	18	6	1	—	—	—	
444190	Other building material dealers	1 583	15 594	58 954	100	32	21	22	18	6	1	—	—	—	
4442	Lawn & garden equip & supplies stores	501	2 886	13 525	38	11	8	12	5	2	—	—	—	—	
44421	Outdoor power equipment stores	166	1 281	5 461	11	4	2	2	1	—	—	—	—	—	
444210	Outdoor power equipment stores	166	1 281	5 461	11	4	2	2	1	—	—	—	—	—	
44422	Nursery & garden centers	335	1 605	8 064	27	7	6	10	3	1	—	—	—	—	
444220	Nursery & garden centers	335	1 605	8 064	27	7	6	10	3	1	—	—	—	—	
445	Food & beverage stores	10 145	32 128	132 136	367	160	77	55	31	14	21	9	—	—	
4451	Grocery stores	9 016	27 764	113 742	190	61	34	34	17	14	21	9	—	—	
44511	Grocery (except convenience) stores	8 597	26 229	108 109	136	45	13	19	15	14	21	9	—	—	
445110	Grocery (except convenience) stores	8 597	26 229	108 109	136	45	13	19	15	14	21	9	—	—	
44512	Convenience stores	419	1 535	5 633	54	16	21	15	2	—	—	—	—	—	
445120	Convenience stores	419	1 535	5 633	54	16	21	15	2	—	—	—	—	—	
4452	Specialty food stores	568	2 086	9 501	66	29	17	12	8	—	—	—	—	—	
44523	Fruit & vegetable markets	165	382	2 361	14	8	1	1	4	—	—	—	—	—	
445230	Fruit & vegetable markets	165	382	2 361	14	8	1	1	4	—	—	—	—	—	
44529	Other specialty food stores	311	1 324	5 559	38	13	14	8	3	—	—	—	—	—	
445291	Baked goods stores	203	1 137	4 696	17	4	4	6	3	—	—	—	—	—	

See footnotes at end of table.

**Table 6. Counties—Employees, Payroll, and Establishments by Industry: 2001—Con.**

[Excludes most government employees, railroad employees, and self-employed persons. Size class 1 to 4 includes establishments with payroll, but no employees, during mid-March pay period. (D) denotes figures withheld to avoid disclosing data for individual companies; the data are included in broader industry totals. Detailed industries with 100 or more employees are shown if industry was not a (D). For explanation of terms, abbreviations, and data reliability/comparability, see introductory text]

NAICS code	Industry	Number of employees for week including March 12	Payroll (\$1,000)		Total number of establishments	Number of establishments by employment-size class								
			First quarter	Annual		1 to 4	5 to 9	10 to 19	20 to 49	50 to 99	100 to 249	250 to 499	500 to 999	1,000 or more
<b>JEFFERSON—Con.</b>														
<b>44-45 Retail trade—Con.</b>														
<b>445 Food &amp; beverage stores—Con.</b>														
4453	Beer, wine & liquor stores	561	2 278	8 893	111	70	26	9	6	—	—	—	—	—
44531	Beer, wine & liquor stores	561	2 278	8 893	111	70	26	9	6	—	—	—	—	—
445310	Beer, wine & liquor stores	561	2 278	8 893	111	70	26	9	6	—	—	—	—	—
446	Health & personal care stores	3 183	16 175	66 521	218	69	42	56	39	11	1	—	—	—
4461	Health & personal care stores	3 183	16 175	66 521	218	69	42	56	39	11	1	—	—	—
44611	Pharmacies & drug stores	2 202	12 174	49 376	103	12	16	37	27	11	—	—	—	—
446110	Pharmacies & drug stores	2 202	12 174	49 376	103	12	16	37	27	11	—	—	—	—
44612	Cosmetics, beauty supplies & perfume stores	222	485	2 329	34	20	8	2	4	—	—	—	—	—
446120	Cosmetics, beauty supplies & perfume stores	222	485	2 329	34	20	8	2	4	—	—	—	—	—
44613	Optical goods stores	285	1 448	5 951	34	16	8	6	4	—	—	—	—	—
446130	Optical goods stores	285	1 448	5 951	34	16	8	6	4	—	—	—	—	—
44619	Other health & personal care stores	474	2 068	8 865	47	21	10	11	4	—	1	—	—	—
446191	Food (health) supplement stores	317	964	3 763	24	9	4	8	2	—	—	—	—	—
446199	All other health & personal care stores	157	1 104	5 102	23	12	6	3	2	—	—	—	—	—
447	Gasoline stations	2 381	8 805	35 603	282	62	121	88	10	1	—	—	—	—
4471	Gasoline stations	2 381	8 805	35 603	282	62	121	88	10	1	—	—	—	—
44711	Gasoline stations with convenience stores	1 910	6 740	27 160	203	29	87	78	8	1	—	—	—	—
447110	Gasoline stations with convenience stores	1 910	6 740	27 160	203	29	87	78	8	1	—	—	—	—
44719	Other gasoline stations	471	2 065	8 443	79	33	34	10	2	—	—	—	—	—
447190	Other gasoline stations	471	2 065	8 443	79	33	34	10	2	—	—	—	—	—
448	Clothing & clothing accessories stores	4 045	14 688	58 226	417	181	124	66	33	11	2	—	—	—
4481	Clothing stores	2 850	9 627	37 870	224	86	60	42	24	10	2	—	—	—
44811	Men's clothing stores	226	867	3 611	35	15	11	8	1	—	—	—	—	—
448110	Men's clothing stores	226	867	3 611	35	15	11	8	1	—	—	—	—	—
44812	Women's clothing stores	841	2 528	9 752	82	29	25	16	10	2	—	—	—	—
448120	Women's clothing stores	841	2 528	9 752	82	29	25	16	10	2	—	—	—	—
44813	Children's & infants' clothing stores	149	376	1 535	14	4	4	4	2	—	—	—	—	—
448130	Children's & infants' clothing stores	149	376	1 535	14	4	4	4	2	—	—	—	—	—
44814	Family clothing stores	1 289	4 603	18 109	44	12	5	11	7	7	2	—	—	—
448140	Family clothing stores	1 289	4 603	18 109	44	12	5	11	7	7	2	—	—	—
44819	Other clothing stores	283	1 020	4 118	35	20	8	2	4	1	—	—	—	—
448190	Other clothing stores	283	1 020	4 118	35	20	8	2	4	1	—	—	—	—
4482	Shoe stores	578	1 843	7 800	90	43	33	7	7	—	—	—	—	—
44821	Shoe stores	578	1 843	7 800	90	43	33	7	7	—	—	—	—	—
448210	Shoe stores	578	1 843	7 800	90	43	33	7	7	—	—	—	—	—
4483	Jewelry, luggage & leather goods stores	617	3 218	12 556	103	52	31	17	2	1	—	—	—	—
44831	Jewelry stores	(F)	(D)	(D)	97	50	29	15	2	1	—	—	—	—
451	Sporting goods, hobby, book & music stores	1 946	6 340	27 351	196	79	62	27	22	6	—	—	—	—
4511	Sporting goods, hobby, musical instrument stores	1 148	4 052	18 488	138	66	42	14	13	3	—	—	—	—
45111	Sporting goods stores	368	1 269	6 617	68	42	19	4	2	1	—	—	—	—
451110	Sporting goods stores	368	1 269	6 617	68	42	19	4	2	1	—	—	—	—
45112	Hobby, toy & game stores	440	1 363	5 993	34	8	13	5	7	1	—	—	—	—
451120	Hobby, toy & game stores	440	1 363	5 993	34	8	13	5	7	1	—	—	—	—
45113	Sewing, needlework & piece goods stores	184	609	2 604	14	4	5	3	1	1	—	—	—	—
451130	Sewing, needlework & piece goods stores	184	609	2 604	14	4	5	3	1	1	—	—	—	—
45114	Musical instrument & supplies stores	156	811	3 274	22	12	5	2	3	—	—	—	—	—
451140	Musical instrument & supplies stores	156	811	3 274	22	12	5	2	3	—	—	—	—	—
4512	Book, periodical & music stores	798	2 288	8 863	58	13	20	13	9	3	—	—	—	—
45121	Book stores & news dealers	649	1 870	7 223	40	9	10	10	8	3	—	—	—	—
451211	Book stores	628	1 797	6 920	37	8	9	9	8	3	—	—	—	—
45122	Prerecorded tape, CD & record stores	149	418	1 640	18	4	10	3	1	—	—	—	—	—
451220	Prerecorded tape, CD & record stores	149	418	1 640	18	4	10	3	1	—	—	—	—	—
452	General merchandise stores	9 510	35 665	146 772	98	13	22	14	7	7	24	9	2	—
4521	Department stores	5 947	23 057	94 720	32	—	—	—	—	5	21	6	—	—
45211	Department stores	5 947	23 057	94 720	32	—	—	—	—	5	21	6	—	—
452110	Department stores	5 947	23 057	94 720	32	—	—	—	—	5	21	6	—	—
4529	Other general merchandise stores	3 563	12 608	52 052	66	13	22	14	7	2	3	3	2	—
45291	Warehouse clubs & superstores	(H)	(D)	(D)	7	—	—	—	—	—	2	3	2	—
45299	All other general merchandise stores	(F)	(D)	(D)	59	13	22	14	7	2	1	—	—	—
453	Miscellaneous store retailers	2 524	8 646	36 322	306	129	100	55	17	4	1	—	—	—
4531	Florists	422	1 482	6 561	56	24	25	6	—	—	1	—	—	—
45311	Florists	422	1 482	6 561	56	24	25	6	—	—	1	—	—	—
453110	Florists	422	1 482	6 561	56	24	25	6	—	—	1	—	—	—
4532	Office supplies, stationery & gift stores	871	2 982	11 627	92	31	32	19	9	1	—	—	—	—
45321	Office supplies & stationery stores	243	1 364	4 931	19	8	3	2	6	—	—	—	—	—
453210	Office supplies & stationery stores	243	1 364	4 931	19	8	3	2	6	—	—	—	—	—
45322	Gift, novelty & souvenir stores	628	1 618	6 696	73	23	29	17	3	1	—	—	—	—
453220	Gift, novelty & souvenir stores	628	1 618	6 696	73	23	29	17	3	1	—	—	—	—
4533	Used merchandise stores	563	1 736	7 177	58	26	16	10	3	3	—	—	—	—
45331	Used merchandise stores	563	1 736	7 177	58	26	16	10	3	3	—	—	—	—
453310	Used merchandise stores	563	1 736	7 177	58	26	16	10	3	3	—	—	—	—
4539	Other miscellaneous store retailers	668	2 446	10 957	100	48	27	20	5	—	—	—	—	—
45391	Pet & pet supplies stores	225	705	3 268	22	6	6	8	2	—	—	—	—	—
453910	Pet & pet supplies stores	225	705	3 268	22	6	6	8	2	—	—	—	—	—
45399	All other miscellaneous store retailers	331	1 288	5 854	60	33	16	9	2	—	—	—	—	—
453991	Tobacco stores	105	431	1 814	14	6	4	3	1	—	—	—	—	—
453998	All other misc store retailers (exc tobacco)	226	857	4 040	46	27	12	6	1	—	—	—	—	—

See footnotes at end of table.

**Table 6. Counties—Employees, Payroll, and Establishments by Industry: 2001—Con.**

[Excludes most government employees, railroad employees, and self-employed persons. Size class 1 to 4 includes establishments with payroll, but no employees, during mid-March pay period. (D) denotes figures withheld to avoid disclosing data for individual companies; the data are included in broader industry totals. Detailed industries with 100 or more employees are shown if industry was not a (D). For explanation of terms, abbreviations, and data reliability/comparability, see introductory text]

NAICS code	Industry	Number of employees for week including March 12	Payroll (\$1,000)		Total number of establishments	Number of establishments by employment-size class								
			First quarter	Annual		1 to 4	5 to 9	10 to 19	20 to 49	50 to 99	100 to 249	250 to 499	500 to 999	1,000 or more
<b>JEFFERSON—Con.</b>														
<b>44-45 Retail trade—Con.</b>														
454	Nonstore retailers .....	1 019	6 563	24 766	93	43	26	11	10	2	1	-	-	-
4541	Electronic shopping & mail-order houses .....	232	1 500	5 570	24	13	4	3	4	-	-	-	-	-
45411	Electronic shopping & mail-order houses .....	232	1 500	5 570	24	13	4	3	4	-	-	-	-	-
454110	Electronic shopping & mail-order houses .....	232	1 500	5 570	24	13	4	3	4	-	-	-	-	-
4542	Vending machine operators .....	453	3 250	11 533	26	13	5	3	2	2	1	-	-	-
45421	Vending machine operators .....	453	3 250	11 533	26	13	5	3	2	2	1	-	-	-
454210	Vending machine operators .....	453	3 250	11 533	26	13	5	3	2	2	1	-	-	-
4543	Direct selling establishments .....	334	1 813	7 663	43	17	17	5	4	-	-	-	-	-
45439	Other direct selling establishments .....	287	1 526	6 674	38	17	13	4	4	-	-	-	-	-
454390	Other direct selling establishments .....	287	1 526	6 674	38	17	13	4	4	-	-	-	-	-
<b>48-49 Transportation &amp; warehousing .....</b>														
<b>26 652 291 535 1 220 717 427 167 71 66 67 29 19 4 - 4</b>														
481	Air transportation .....	(I)	(D)	(D)	25	9	5	2	4	4	-	-	-	1
4811	Scheduled air transportation .....	(I)	(D)	(D)	17	4	3	2	3	4	-	-	-	1
48111	Scheduled air transportation .....	(I)	(D)	(D)	17	4	3	2	3	4	-	-	-	1
484	Truck transportation .....	4 864	41 273	167 494	226	95	36	33	38	13	10	1	-	-
4841	General freight trucking .....	3 118	26 845	109 337	121	53	16	15	20	9	7	1	-	-
48411	General freight trucking, local .....	381	2 697	12 038	37	22	5	4	4	2	-	-	-	-
484110	General freight trucking, local .....	381	2 697	12 038	37	22	5	4	4	2	-	-	-	-
48412	General freight trucking, long-distance .....	2 737	24 148	97 299	84	31	11	11	16	7	7	1	-	-
484121	General freight trucking, long-distance, TL .....	1 243	10 610	42 133	67	29	11	9	12	4	2	-	-	-
484122	General freight trucking, long-distance, LTL .....	1 494	13 538	55 166	17	2	-	2	4	3	5	1	-	-
4842	Specialized freight trucking .....	1 746	14 428	58 157	105	42	20	18	18	4	3	-	-	-
48421	Used household & office goods moving .....	541	3 401	12 527	29	5	6	7	9	2	-	-	-	-
484210	Used household & office goods moving .....	541	3 401	12 527	29	5	6	7	9	2	-	-	-	-
48422	Specialized freight (exc used) trucking, local .....	367	2 354	10 861	52	33	8	6	4	1	-	-	-	-
484220	Specialized freight (exc used) trucking, local .....	367	2 354	10 861	52	33	8	6	4	1	-	-	-	-
48423	Specialized freight (exc used) trucking, LDist .....	838	8 673	34 769	24	4	6	5	5	1	3	-	-	-
484230	Specialized freight (exc used) trucking, LDist .....	838	8 673	34 769	24	4	6	5	5	1	3	-	-	-
485	Transit & ground passenger transportation .....	(F)	(D)	(D)	25	6	9	4	2	2	2	-	-	-
4853	Taxi & limousine service .....	(E)	(D)	(D)	7	1	2	1	2	-	1	-	-	-
48531	Taxi service .....	(C)	(D)	(D)	3	1	1	-	-	-	1	-	-	-
4854	School & employee bus transportation .....	(C)	(D)	(D)	8	2	4	1	-	-	1	-	-	-
48541	School & employee bus transportation .....	(C)	(D)	(D)	8	2	4	1	-	-	1	-	-	-
4855	Charter bus industry .....	(C)	(D)	(D)	3	1	-	1	-	1	-	-	-	-
48551	Charter bus industry .....	(C)	(D)	(D)	3	1	-	1	-	1	-	-	-	-
488	Transportation support activities .....	2 939	20 707	86 440	68	26	13	14	7	3	2	2	-	1
4881	Air transportation support activities .....	157	744	4 106	10	5	1	1	2	1	-	-	-	-
4882	Rail transportation support activities .....	713	5 639	18 862	8	2	-	3	-	1	1	1	-	-
48821	Rail transportation support activities .....	713	5 639	18 862	8	2	-	3	-	1	1	1	-	-
488210	Rail transportation support activities .....	713	5 639	18 862	8	2	-	3	-	1	1	1	-	-
4884	Road transportation support activities .....	578	3 551	19 344	9	2	2	1	2	1	-	1	-	-
48841	Motor vehicle towing .....	(C)	(D)	(D)	6	1	2	-	2	1	-	-	-	-
48849	Other road transportation support activities .....	(E)	(D)	(D)	3	1	-	1	-	-	-	1	-	-
4885	Freight transportation arrangement .....	1 431	10 283	42 241	31	12	8	7	2	-	1	-	-	1
48851	Freight transportation arrangement .....	1 431	10 283	42 241	31	12	8	7	2	-	1	-	-	1
488510	Freight transportation arrangement .....	1 431	10 283	42 241	31	12	8	7	2	-	1	-	-	1
492	Couriers & messengers .....	(I)	(D)	(D)	40	18	4	3	7	1	4	1	-	2
4921	Couriers .....	(I)	(D)	(D)	17	5	2	1	3	1	2	1	-	2
49211	Couriers .....	(I)	(D)	(D)	17	5	2	1	3	1	2	1	-	2
4922	Local messengers & local delivery .....	559	2 408	8 301	23	13	2	2	4	-	2	-	-	-
49221	Local messengers & local delivery .....	559	2 408	8 301	23	13	2	2	4	-	2	-	-	-
492210	Local messengers & local delivery .....	559	2 408	8 301	23	13	2	2	4	-	2	-	-	-
493	Warehousing & storage .....	(F)	(D)	(D)	36	10	4	8	7	6	1	-	-	-
4931	Warehousing & storage .....	(F)	(D)	(D)	36	10	4	8	7	6	1	-	-	-
49311	General warehousing & storage .....	(F)	(D)	(D)	26	7	3	8	6	1	1	-	-	-
49312	Refrigerated warehousing & storage .....	(C)	(D)	(D)	4	1	-	-	1	2	-	-	-	-
49319	Other warehousing & storage .....	(C)	(D)	(D)	6	2	1	-	-	3	-	-	-	-
<b>51 Information .....</b>														
<b>8 969 88 510 345 389 366 182 60 42 44 14 17 5 2 -</b>														
511	Publishing industries .....	2 132	21 942	83 879	78	40	15	8	10	1	2	1	1	-
5111	Newspaper, periodical, book, database publishers .....	2 069	21 142	80 569	65	32	12	6	10	1	2	1	1	-
51111	Newspaper publishers .....	1 171	11 318	45 228	17	4	6	2	4	-	-	-	1	-
511110	Newspaper publishers .....	1 171	11 318	45 228	17	4	6	2	4	-	-	-	1	-
51112	Periodical publishers .....	461	6 189	21 033	23	13	3	2	4	-	-	1	-	-
511120	Periodical publishers .....	461	6 189	21 033	23	13	3	2	4	-	-	1	-	-
51113	Book publishers .....	111	1 080	4 163	11	7	1	1	1	1	-	-	-	-
511130	Book publishers .....	111	1 080	4 163	11	7	1	1	1	1	-	-	-	-
51119	Other publishers .....	316	2 506	9 952	10	4	2	1	1	-	2	-	-	-
511199	All other publishers .....	316	2 506	9 952	10	4	2	1	1	-	2	-	-	-
512	Motion picture & sound recording industries .....	503	2 030	8 257	49	29	9	4	4	2	1	-	-	-
5121	Motion picture & video industries .....	443	1 777	7 185	35	19	6	3	4	2	1	-	-	-
51213	Motion picture & video exhibition .....	324	838	3 375	9	2	1	1	2	2	1	-	-	-

See footnotes at end of table.

**Table 6. Counties—Employees, Payroll, and Establishments by Industry: 2001—Con.**

[Excludes most government employees, railroad employees, and self-employed persons. Size class 1 to 4 includes establishments with payroll, but no employees, during mid-March pay period. (D) denotes figures withheld to avoid disclosing data for individual companies; the data are included in broader industry totals. Detailed industries with 100 or more employees are shown if industry was not a (D). For explanation of terms, abbreviations, and data reliability/comparability, see introductory text]

NAICS code	Industry	Number of employees for week including March 12	Payroll (\$1,000)		Total number of establishments	Number of establishments by employment-size class									
			First quarter	Annual		1 to 4	5 to 9	10 to 19	20 to 49	50 to 99	100 to 249	250 to 499	500 to 999	1,000 or more	
<b>JEFFERSON—Con.</b>															
<b>51 Information—Con.</b>															
513	Broadcasting & telecommunications	5 268	55 046	216 412	184	88	24	22	25	11	9	4	1	—	
5131	Radio & television broadcasting	(G)	(D)	(D)	28	6	4	6	4	4	4	—	—	—	
51311	Radio broadcasting	(E)	(D)	(D)	22	5	3	6	4	4	—	—	—	—	
51312	Television broadcasting	587	7 178	28 258	6	1	1	—	—	—	4	—	—	—	
513120	Television broadcasting	587	7 178	28 258	6	1	1	—	—	—	4	—	—	—	
5132	Cable networks & program distribution	(F)	(D)	(D)	15	6	2	1	3	1	—	2	—	—	
51322	Cable & other program distribution	(F)	(D)	(D)	14	5	2	1	3	1	—	2	—	—	
5133	Telecommunications	3 246	36 775	137 679	141	76	18	15	18	6	5	2	1	—	
51331	Wired telecommunications carriers	1 630	20 912	78 438	69	34	8	10	9	3	4	1	—	—	
513310	Wired telecommunications carriers	1 630	20 912	78 438	69	34	8	10	9	3	4	1	—	—	
51332	Wireless telecom carriers (exc satellite)	941	7 763	33 025	48	26	6	3	9	2	1	1	—	—	
513321	Paging	649	5 494	22 950	24	12	—	3	6	2	—	1	—	—	
513322	Cellular & other wireless telecommunications	292	2 269	10 075	24	14	6	—	3	—	1	—	—	—	
51333	Telecommunications resellers	626	7 708	24 648	14	10	2	—	1	—	—	1	—	—	
513330	Telecommunications resellers	626	7 708	24 648	14	10	2	—	1	—	—	1	—	—	
514	Information & data processing services	1 066	9 492	36 841	55	25	12	8	5	—	5	—	—	—	
5141	Information services	148	1 614	7 471	23	12	6	3	2	—	—	—	—	—	
5142	Data processing services	918	7 878	29 370	32	13	6	5	3	—	5	—	—	—	
51421	Data processing services	918	7 878	29 370	32	13	6	5	3	—	5	—	—	—	
514210	Data processing services	918	7 878	29 370	32	13	6	5	3	—	5	—	—	—	
<b>52</b>	<b>Finance &amp; insurance</b>	<b>27 986</b>	<b>331 629</b>	<b>1 192 465</b>	<b>1 471</b>	<b>774</b>	<b>389</b>	<b>143</b>	<b>86</b>	<b>30</b>	<b>22</b>	<b>19</b>	<b>6</b>	<b>2</b>	
521	Monetary authorities - central bank	(C)	(D)	(D)	1	—	—	—	—	—	1	—	—	—	
5211	Monetary authorities - central bank	(C)	(D)	(D)	1	—	—	—	—	—	1	—	—	—	
52111	Monetary authorities - central bank	(C)	(D)	(D)	1	—	—	—	—	—	1	—	—	—	
522	Credit intermediation & related activities	13 543	122 454	447 191	620	224	253	82	31	7	8	11	3	1	
5221	Depository credit intermediation	7 869	71 514	255 341	363	97	178	46	22	6	6	6	2	—	
52211	Commercial banking	7 315	67 822	240 228	310	68	168	41	15	4	6	6	2	—	
522110	Commercial banking	7 315	67 822	240 228	310	68	168	41	15	4	6	6	2	—	
52213	Credit unions	(F)	(D)	(D)	51	28	10	5	6	2	—	—	—	—	
5222	Nondepository credit intermediation	3 309	27 190	115 075	188	88	59	27	6	1	2	4	1	—	
52221	Credit card issuing	(F)	(D)	(D)	7	—	1	4	—	—	—	2	—	—	
52222	Sales financing	(F)	(D)	(D)	25	11	8	3	1	—	—	2	—	—	
52229	Other nondepository credit intermediation	1 763	15 621	69 919	156	77	50	20	5	1	2	—	1	—	
522291	Consumer lending	323	2 333	11 060	48	24	21	2	—	1	—	—	—	—	
522292	Real estate credit	1 286	12 060	54 345	80	40	19	13	5	1	1	—	1	—	
5223	Activities related to credit intermediation	2 365	23 750	76 775	69	39	16	9	3	—	—	1	—	1	
52231	Mortgage & nonmortgage brokers	259	2 590	12 646	40	18	13	6	3	—	—	—	—	—	
522310	Mortgage & nonmortgage brokers	259	2 590	12 646	40	18	13	6	3	—	—	—	—	—	
52232	Financial clearinghouse & reserve activities	(G)	(D)	(D)	11	8	1	—	—	—	—	1	—	1	
523	Security, commodity contracts & like activity	(H)	(D)	(D)	219	152	31	14	11	7	2	1	1	—	
5231	Scrtcy & comdty contracts intermed & brokerage	1 366	29 576	128 550	127	90	14	8	9	4	1	1	—	—	
52312	Securities brokerage	1 304	28 946	125 485	106	74	9	8	9	4	1	1	—	—	
523120	Securities brokerage	1 304	28 946	125 485	106	74	9	8	9	4	1	1	—	—	
5239	Other financial investment activities	(G)	(D)	(D)	92	62	17	6	2	3	1	—	1	—	
52392	Portfolio management	895	28 276	86 074	34	16	10	3	2	2	—	—	1	—	
523920	Portfolio management	895	28 276	86 074	34	16	10	3	2	2	—	—	1	—	
52393	Investment advice	132	2 312	6 246	33	28	3	1	—	1	—	—	—	—	
523930	Investment advice	132	2 312	6 246	33	28	3	1	—	1	—	—	—	—	
52399	All other financial investment activities	(C)	(D)	(D)	4	1	2	—	—	—	1	—	—	—	
524	Insurance carriers & related activities	11 647	141 058	501 808	627	397	104	46	43	16	11	7	2	1	
5241	Insurance carriers	6 629	88 731	299 860	178	76	39	20	18	11	9	4	—	1	
52411	Direct life, health, medical insurance carriers	5 506	75 106	246 382	101	39	20	10	12	8	8	3	—	1	
524113	Direct life insurance carriers	1 922	32 387	98 033	61	23	12	8	9	4	3	2	—	—	
524114	Direct health & medical insurance carriers	3 584	42 719	148 349	40	16	8	2	3	4	5	1	—	1	
52412	Other direct insurance carriers	1 123	13 625	53 478	77	37	19	10	6	3	1	1	—	—	
524126	Direct property & casualty insurance carriers	1 051	12 937	50 670	60	26	15	8	6	3	1	1	—	—	
5242	Agencies & other insurance related activities	5 018	52 327	201 948	449	321	65	26	25	5	2	3	2	—	
52421	Insurance agencies & brokerages	2 668	29 601	113 871	381	287	52	21	15	3	1	2	—	—	
524210	Insurance agencies & brokerages	2 668	29 601	113 871	381	287	52	21	15	3	1	2	—	—	
52429	Other insurance related activities	2 350	22 726	88 077	68	34	5	10	2	1	1	2	—	—	
524291	Claims adjusting	794	8 320	28 201	24	10	6	3	3	1	—	—	1	—	
524292	Insurance & pension funds, third party admin	1 386	13 119	54 608	27	14	4	1	5	—	1	1	—	—	
524298	All other insurance related activities	170	1 287	5 268	17	10	3	1	2	1	—	—	—	—	
<b>53</b>	<b>Real estate &amp; rental &amp; leasing</b>	<b>6 337</b>	<b>43 285</b>	<b>181 983</b>	<b>864</b>	<b>516</b>	<b>187</b>	<b>107</b>	<b>38</b>	<b>11</b>	<b>4</b>	<b>1</b>	<b>—</b>	<b>—</b>	
531	Real estate	3 691	26 209	109 123	654	449	125	54	21	2	2	1	—	—	
5311	Lessors of real estate	1 747	10 201	42 895	307	198	66	29	12	1	1	—	—	—	
53111	Lessors of residential buildings & dwellings	1 004	5 237	22 149	159	90	40	21	7	1	—	—	—	—	
531110	Lessors of residential buildings & dwellings	1 004	5 237	22 149	159	90	40	21	7	1	—	—	—	—	
53112	Lessors of nonres bldg (exc miniwarehouses)	481	3 679	15 022	102	73	17	8	4	—	—	—	—	—	
531120	Lessors of nonres bldg (exc miniwarehouses)	481	3 679	15 022	102	73	17	8	4	—	—	—	—	—	
53113	Lessors of miniwarehouses & self storage units	207	960	4 361	26	20	4	—	1	—	1	—	—	—	
531130	Lessors of miniwarehouses & self storage units	207	960	4 361	26	20	4	—	1	—	1	—	—	—	
5312	Offices of real estate agents & brokers	609	5 161	22 775	184	144	27	10	3	—	—	—	—	—	
53121	Offices of real estate agents & brokers	609	5 161	22 775	184	144	27	10	3	—	—	—	—	—	
531210	Offices of real estate agents & brokers	609	5 161	22 775	184	144	27	10	3	—	—	—	—	—	

See footnotes at end of table.

**Table 6. Counties—Employees, Payroll, and Establishments by Industry: 2001—Con.**

[Excludes most government employees, railroad employees, and self-employed persons. Size class 1 to 4 includes establishments with payroll, but no employees, during mid-March pay period. (D) denotes figures withheld to avoid disclosing data for individual companies; the data are included in broader industry totals. Detailed industries with 100 or more employees are shown if industry was not a (D). For explanation of terms, abbreviations, and data reliability/comparability, see introductory text]

NAICS code	Industry	Number of employees for week including March 12	Payroll (\$1,000)		Total number of establishments	Number of establishments by employment-size class								
			First quarter	Annual		1 to 4	5 to 9	10 to 19	20 to 49	50 to 99	100 to 249	250 to 499	500 to 999	1,000 or more
<b>JEFFERSON—Con.</b>														
<b>53</b>	<b>Real estate &amp; rental &amp; leasing—Con.</b>													
531	Real estate—Con.													
5313	Activities related to real estate . . . . .	1 335	10 847	43 453	163	107	32	15	6	1	1	1	—	—
53131	Real estate property managers . . . . .	1 141	8 558	35 635	94	50	24	12	5	1	1	1	—	—
531311	Residential property managers . . . . .	684	3 628	16 823	72	38	21	8	3	1	1	—	—	—
531312	Nonresidential property managers . . . . .	457	4 930	18 812	22	12	3	4	2	—	—	1	—	—
532	Rental & leasing services . . . . .	2 638	17 031	72 485	205	63	61	53	17	9	2	—	—	—
5321	Automotive equipment rental & leasing . . . . .	1 001	6 331	26 934	43	14	8	7	7	6	1	—	—	—
53211	Passenger car rental & leasing . . . . .	777	4 190	19 526	21	2	4	5	3	6	1	—	—	—
53212	Truck, utility trailer & RV rental & leasing . . . . .	224	2 141	7 408	22	12	4	2	4	—	—	—	—	—
532120	Truck, utility trailer & RV rental & leasing . . . . .	224	2 141	7 408	22	12	4	2	4	—	—	—	—	—
5322	Consumer goods rental . . . . .	956	4 061	17 535	86	21	29	30	3	2	1	—	—	—
53222	Formal wear & costume rental . . . . .	178	913	4 017	10	6	1	2	—	—	1	—	—	—
532220	Formal wear & costume rental . . . . .	178	913	4 017	10	6	1	2	—	—	1	—	—	—
53223	Video tape & disc rental . . . . .	467	1 131	4 480	53	6	24	22	1	—	—	—	—	—
532230	Video tape & disc rental . . . . .	467	1 131	4 480	53	6	24	22	1	—	—	—	—	—
53229	Other consumer goods rental . . . . .	288	1 863	8 386	19	6	4	5	2	2	—	—	—	—
532291	Home health equipment rental . . . . .	182	1 230	5 458	8	1	2	3	—	2	—	—	—	—
5323	General rental centers . . . . .	130	673	3 055	21	5	13	2	1	—	—	—	—	—
53231	General rental centers . . . . .	130	673	3 055	21	5	13	2	1	—	—	—	—	—
532310	General rental centers . . . . .	130	673	3 055	21	5	13	2	1	—	—	—	—	—
5324	Commercial, industrial equip rental & leasing . . . . .	551	5 966	24 961	55	23	11	14	6	1	—	—	—	—
53241	Const, trans, mining equip rental & leasing . . . . .	(E)	(D)	(D)	24	10	3	7	3	1	—	—	—	—
532412	Const, mining, forestry equip rental & leasing . . . . .	280	3 272	13 714	21	8	2	7	3	1	—	—	—	—
53249	Oth commercial, industrial equip rental, lease . . . . .	254	2 291	9 454	27	10	7	7	3	—	—	—	—	—
532490	Oth commercial, industrial equip rental, lease . . . . .	254	2 291	9 454	27	10	7	7	3	—	—	—	—	—
<b>54</b>	<b>Professional, scientific &amp; technical services</b>	<b>18 851</b>	<b>178 193</b>	<b>737 373</b>	<b>2 052</b>	<b>1 321</b>	<b>309</b>	<b>231</b>	<b>122</b>	<b>42</b>	<b>22</b>	<b>5</b>	<b>—</b>	<b>—</b>
541	Professional, scientific & technical services . . . . .	18 851	178 193	737 373	2 052	1 321	309	231	122	42	22	5	—	—
5411	Legal services . . . . .	3 593	32 741	148 779	507	361	73	40	20	8	5	—	—	—
54111	Offices of lawyers . . . . .	3 468	31 733	143 913	474	341	62	38	20	8	5	—	—	—
541110	Offices of lawyers . . . . .	3 468	31 733	143 913	474	341	62	38	20	8	5	—	—	—
54119	Other legal services . . . . .	125	1 008	4 866	33	20	11	2	—	—	—	—	—	—
541191	Title abstract & settlement offices . . . . .	104	825	4 185	26	16	8	2	—	—	—	—	—	—
5412	Accounting, tax prep, bookkeep, payroll services . . . . .	3 468	28 729	115 512	304	183	56	32	21	8	1	3	—	—
54121	Accounting, tax prep, bookkeep, payroll services . . . . .	3 468	28 729	115 512	304	183	56	32	21	8	1	3	—	—
541211	Offices of certified public accountants . . . . .	1 372	13 764	58 023	148	88	27	14	5	—	—	—	—	—
541213	Tax preparation services . . . . .	826	2 622	6 649	61	26	20	13	—	1	1	—	—	—
541214	Payroll services . . . . .	909	8 892	41 215	13	3	1	4	2	—	2	—	—	—
541219	Other accounting services . . . . .	361	2 451	9 625	82	66	8	4	3	1	—	—	—	—
5413	Architectural, engineering & related services . . . . .	2 945	30 665	130 269	276	147	45	47	25	9	3	—	—	—
54131	Architectural services . . . . .	472	4 839	22 293	62	40	11	6	4	—	1	—	—	—
541310	Architectural services . . . . .	472	4 839	22 293	62	40	11	6	4	—	1	—	—	—
54133	Engineering services . . . . .	2 084	23 305	96 612	149	67	21	33	17	9	2	—	—	—
541330	Engineering services . . . . .	2 084	23 305	96 612	149	67	21	33	17	9	2	—	—	—
54137	Surveying, mapping (exc geophysical) services . . . . .	179	1 100	4 811	21	9	6	4	2	—	—	—	—	—
541370	Surveying, mapping (exc geophysical) services . . . . .	179	1 100	4 811	21	9	6	4	2	—	—	—	—	—
54138	Testing laboratories . . . . .	103	754	3 374	16	9	4	2	1	—	—	—	—	—
541380	Testing laboratories . . . . .	103	754	3 374	16	9	4	2	1	—	—	—	—	—
5414	Specialized design services . . . . .	550	4 890	20 429	101	75	14	10	—	1	1	—	—	—
54141	Interior design services (C) (D) . . . . .	(C)	(D)	(D)	36	28	5	3	—	—	—	—	—	—
54143	Graphic design services . . . . .	417	4 019	16 911	62	45	8	7	—	1	1	—	—	—
541430	Graphic design services . . . . .	417	4 019	16 911	62	45	8	7	—	1	1	—	—	—
5415	Computer systems design & related services . . . . .	2 259	25 198	101 131	233	152	24	31	16	6	4	—	—	—
54151	Computer systems design & related services . . . . .	2 259	25 198	101 131	233	152	24	31	16	6	4	—	—	—
541511	Custom computer programming services . . . . .	715	8 601	35 953	87	57	9	13	4	3	1	—	—	—
541512	Computer systems design services . . . . .	1 220	13 920	54 262	110	69	10	16	10	3	2	—	—	—
5416	Management, sci & tech consulting services . . . . .	1 822	24 587	94 628	284	214	37	20	9	2	1	1	—	—
54161	Management consulting services . . . . .	1 517	21 690	81 291	210	154	29	17	7	1	1	1	—	—
541611	Admin & gen management consulting services . . . . .	335	5 317	19 612	82	67	7	4	3	1	—	—	—	—
541612	Human res & exec search consulting services . . . . .	614	11 851	37 849	48	32	6	8	1	—	—	1	—	—
541613	Marketing consulting services . . . . .	228	2 028	10 654	55	38	11	4	2	—	—	—	—	—
541614	Process, phys dist & log consulting services . . . . .	288	2 025	10 986	9	6	1	—	1	—	1	—	—	—
54162	Environmental consulting services . . . . .	108	915	4 281	20	12	4	3	1	—	—	—	—	—
541620	Environmental consulting services . . . . .	108	915	4 281	20	12	4	3	1	—	—	—	—	—
54169	Oth scientific & technical consulting services . . . . .	197	1 982	9 056	54	48	4	—	1	1	—	—	—	—
541690	Oth scientific & technical consulting services . . . . .	197	1 982	9 056	54	48	4	—	1	1	—	—	—	—
5417	Scientific R&D services . . . . .	144	1 579	6 545	17	8	4	3	2	—	—	—	—	—
54171	R&D in physical, engineering & life sciences . . . . .	(C)	(D)	(D)	14	7	3	2	2	—	—	—	—	—
5418	Advertising & related services . . . . .	2 548	23 002	90 376	156	85	29	14	16	6	5	1	—	—
54181	Advertising agencies . . . . .	1 004	11 458	43 561	57	30	10	3	9	2	3	—	—	—
541810	Advertising agencies . . . . .	1 004	11 458	43 561	57	30	10	3	9	2	3	—	—	—
54182	Public relations agencies . . . . .	110	1 272	5 192	19	14	3	1	1	—	—	—	—	—
541820	Public relations agencies . . . . .	110	1 272	5 192	19	14	3	1	1	—	—	—	—	—
54184	Media representatives . . . . .	142	1 086	4 837	9	5	2	—	1	1	—	—	—	—
541840	Media representatives . . . . .	142	1 086	4 837	9	5	2	—	1	1	—	—	—	—
54185	Display advertising . . . . .	176	645	3 170	5	2	1	—	1	—	1	—	—	—
541850	Display advertising . . . . .	176	645	3 170	5	2	1	—	1	—	1	—	—	—
54186	Direct mail advertising . . . . .	(F)	(D)	(D)	16	6	2	3	—	3	1	1	—	—

See footnotes at end of table.

**Table 6. Counties—Employees, Payroll, and Establishments by Industry: 2001—Con.**

[Excludes most government employees, railroad employees, and self-employed persons. Size class 1 to 4 includes establishments with payroll, but no employees, during mid-March pay period. (D) denotes figures withheld to avoid disclosing data for individual companies; the data are included in broader industry totals. Detailed industries with 100 or more employees are shown if industry was not a (D). For explanation of terms, abbreviations, and data reliability/comparability, see introductory text]

NAICS code	Industry	Number of employees for week including March 12	Payroll (\$1,000)		Total number of establishments	Number of establishments by employment-size class									
			First quarter	Annual		1 to 4	5 to 9	10 to 19	20 to 49	50 to 99	100 to 249	250 to 499	500 to 999	1,000 or more	
<b>JEFFERSON—Con.</b>															
<b>54</b>	<b>Professional, scientific &amp; technical services—Con.</b>														
541	Professional, scientific & technical services—Con.														
5418	Advertising & related services—Con.														
54189	Other services related to advertising .....	267	1 957	8 218	45	27	10	5	3	—	—	—	—	—	
541890	Other services related to advertising .....	267	1 957	8 218	45	27	10	5	3	—	—	—	—	—	
5419	Oth professional, scientific, technical services ..	1 522	6 802	29 704	174	96	27	34	13	2	2	—	—	—	
54191	Marketing research & public opinion polling ..	514	2 078	8 134	17	3	2	6	3	1	2	—	—	—	
541910	Marketing research & public opinion polling .....	514	2 078	8 134	17	3	2	6	3	1	2	—	—	—	
54192	Photographic services .....	(C)	(D)	(D)	50	41	3	6	—	—	—	—	—	—	
541921	Photography studios, portrait .....	139	515	2 446	40	32	2	6	—	—	—	—	—	—	
54194	Veterinary services .....	732	3 368	15 168	69	20	20	20	8	1	—	—	—	—	
541940	Veterinary services .....	732	3 368	15 168	69	20	20	20	8	1	—	—	—	—	
54199	All oth prof, scientific & technical services ..	115	675	3 288	36	30	2	2	2	—	—	—	—	—	
541990	All oth prof, scientific & technical services ..	115	675	3 288	36	30	2	2	2	—	—	—	—	—	
<b>55</b>	<b>Management of companies &amp; enterprises .</b>	<b>15 653</b>	<b>300 425</b>	<b>1 102 886</b>	<b>204</b>	<b>76</b>	<b>17</b>	<b>29</b>	<b>31</b>	<b>22</b>	<b>14</b>	<b>10</b>	<b>—</b>	<b>5</b>	
551	Management of companies & enterprises .....	15 653	300 425	1 102 886	204	76	17	29	31	22	14	10	—	5	
5511	Management of companies & enterprises .....	15 653	300 425	1 102 886	204	76	17	29	31	22	14	10	—	5	
55111	Management of companies & enterprises .....	15 653	300 425	1 102 886	204	76	17	29	31	22	14	10	—	5	
551114	Corp, subsidiary & regional managing offices .....	14 978	292 036	1 068 171	167	55	14	25	27	19	12	10	—	5	
<b>56</b>	<b>Admin, support, waste mgt, remediation services .....</b>	<b>28 251</b>	<b>130 615</b>	<b>550 513</b>	<b>1 128</b>	<b>576</b>	<b>185</b>	<b>125</b>	<b>104</b>	<b>64</b>	<b>59</b>	<b>12</b>	<b>1</b>	<b>2</b>	
561	Administrative & support services .....	27 419	122 543	518 324	1 093	563	178	121	95	64	57	12	1	2	
5611	Office administrative services .....	1 749	18 833	73 723	95	53	13	11	7	5	5	1	—	—	
56111	Office administrative services .....	1 749	18 833	73 723	95	53	13	11	7	5	5	1	—	—	
561110	Office administrative services .....	1 749	18 833	73 723	95	53	13	11	7	5	5	1	—	—	
5613	Employment services .....	11 378	47 982	211 942	175	51	15	13	29	26	33	7	—	1	
56131	Employment placement agencies .....	573	3 750	15 005	36	22	4	2	5	1	2	—	—	—	
561310	Employment placement agencies .....	573	3 750	15 005	36	22	4	2	5	1	2	—	—	—	
56132	Temporary help services .....	10 271	41 572	186 025	124	25	9	8	23	22	29	7	—	1	
561320	Temporary help services .....	10 271	41 572	186 025	124	25	9	8	23	22	29	7	—	1	
56133	Employee leasing services .....	534	2 660	10 912	15	4	2	3	1	3	2	—	—	—	
561330	Employee leasing services .....	534	2 660	10 912	15	4	2	3	1	3	2	—	—	—	
5614	Business support services .....	1 525	9 344	37 132	99	51	14	14	12	5	3	—	—	—	
56142	Telephone call centers .....	458	1 188	4 798	9	3	2	1	—	1	2	—	—	—	
561422	Telemarketing bureaus .....	439	1 112	4 281	6	2	1	—	—	1	2	—	—	—	
56143	Business service centers .....	230	1 255	4 698	20	7	3	5	5	—	—	—	—	—	
561439	Oth business service centers (incl copy shops) .....	135	761	2 940	12	4	1	4	3	—	—	—	—	—	
56144	Collection agencies .....	444	4 028	17 607	31	14	6	4	4	3	—	—	—	—	
561440	Collection agencies .....	444	4 028	17 607	31	14	6	4	4	3	—	—	—	—	
56149	Other business support services .....	274	2 061	6 476	23	16	3	1	1	1	1	—	—	—	
561499	All other business support services .....	212	1 701	5 026	6	3	—	—	1	1	1	—	—	—	
5615	Travel arrangement & reservation services .....	734	5 504	19 811	65	29	19	10	3	2	2	—	—	—	
56151	Travel agencies .....	375	2 260	8 527	49	23	17	7	1	—	1	—	—	—	
561510	Travel agencies .....	375	2 260	8 527	49	23	17	7	1	—	1	—	—	—	
56159	Oth travel arrangement & reservation services .....	301	2 883	10 068	12	4	2	3	—	2	1	—	—	—	
561599	All oth travel arrange & reservation services .....	301	2 883	10 068	12	4	2	3	—	2	1	—	—	—	
5616	Investigation & security services .....	2 346	9 912	42 471	73	29	15	7	6	8	7	1	—	—	
56161	Investigation, guard & armored car services ..	1 771	6 801	29 096	40	12	8	3	4	7	5	1	—	—	
561612	Security guards & patrol services .....	1 520	5 549	23 674	25	5	5	1	2	7	4	1	—	—	
56162	Security systems services .....	575	3 111	13 375	33	17	7	4	2	1	2	—	—	—	
561621	Security systems services (except locksmiths) .....	546	2 910	12 522	28	14	6	3	2	1	2	—	—	—	
5617	Services to buildings & dwellings .....	7 276	21 419	100 319	484	299	82	52	31	12	6	1	—	1	
56171	Exterminating & pest control services .....	288	1 690	7 937	33	16	9	4	3	1	—	—	—	—	
561710	Exterminating & pest control services .....	288	1 690	7 937	33	16	9	4	3	1	—	—	—	—	
56172	Janitorial services .....	5 793	14 281	64 943	211	110	39	28	18	8	6	1	—	1	
561720	Janitorial services .....	5 793	14 281	64 943	211	110	39	28	18	8	6	1	—	1	
56173	Landscaping services .....	918	4 008	20 929	204	152	29	14	7	2	—	—	—	—	
561730	Landscaping services .....	918	4 008	20 929	204	152	29	14	7	2	—	—	—	—	
56174	Carpet & upholstery cleaning services .....	202	1 081	4 953	21	10	4	4	2	1	—	—	—	—	
561740	Carpet & upholstery cleaning services .....	202	1 081	4 953	21	10	4	4	2	1	—	—	—	—	
5619	Other support services .....	2 353	9 054	30 757	98	51	18	13	6	6	1	2	1	—	
56191	Packaging & labeling services .....	149	894	3 405	6	1	1	2	—	2	—	—	—	—	
561910	Packaging & labeling services .....	149	894	3 405	6	1	1	2	—	2	—	—	—	—	
56192	Convention & trade show organizers .....	269	2 226	8 485	25	13	9	1	1	—	1	—	—	—	
561920	Convention & trade show organizers .....	269	2 226	8 485	25	13	9	1	1	—	1	—	—	—	
56199	All oth support services .....	1 935	5 934	20 867	67	37	8	10	5	4	—	2	1	—	
561990	All oth support services .....	1 935	5 934	20 867	67	37	8	10	5	4	—	2	1	—	
562	Waste management & remediation services .....	832	8 072	32 189	35	13	7	4	9	—	2	—	—	—	
5621	Waste collection .....	563	5 801	22 674	15	5	3	3	2	—	2	—	—	—	
56211	Waste collection .....	563	5 801	22 674	15	5	3	3	2	—	2	—	—	—	
562111	Solid waste collection .....	525	5 373	21 418	12	3	3	3	1	—	2	—	—	—	
5629	Remediation & oth waste management services .....	194	1 496	6 700	14	5	3	1	5	—	—	—	—	—	
56291	Remediation services .....	126	849	4 130	5	—	1	1	3	—	—	—	—	—	
562910	Remediation services .....	126	849	4 130	5	—	1	1	3	—	—	—	—	—	

See footnotes at end of table.



**Table 6. Counties—Employees, Payroll, and Establishments by Industry: 2001—Con.**

[Excludes most government employees, railroad employees, and self-employed persons. Size class 1 to 4 includes establishments with payroll, but no employees, during mid-March pay period. (D) denotes figures withheld to avoid disclosing data for individual companies; the data are included in broader industry totals. Detailed industries with 100 or more employees are shown if industry was not a (D). For explanation of terms, abbreviations, and data reliability/comparability, see introductory text]

NAICS code	Industry	Number of employees for week including March 12	Payroll (\$1,000)		Total number of establishments	Number of establishments by employment-size class									
			First quarter	Annual		1 to 4	5 to 9	10 to 19	20 to 49	50 to 99	100 to 249	250 to 499	500 to 999	1,000 or more	
<b>JEFFERSON—Con.</b>															
<b>61</b>	<b>Educational services . . . . .</b>	<b>8 534</b>	<b>39 322</b>	<b>162 781</b>	<b>225</b>	<b>80</b>	<b>35</b>	<b>26</b>	<b>39</b>	<b>26</b>	<b>14</b>	<b>2</b>	<b>3</b>	—	
611	Educational services . . . . .	8 534	39 322	162 781	225	80	35	26	39	26	14	2	3	—	
6111	Elementary & secondary schools . . . . .	4 501	20 538	83 161	78	7	6	10	22	20	12	1	—	—	
61111	Elementary & secondary schools . . . . .	4 501	20 538	83 161	78	7	6	10	22	20	12	1	—	—	
611110	Elementary & secondary schools . . . . .	4 501	20 538	83 161	78	7	6	10	22	20	12	1	—	—	
6112	Junior colleges . . . . .	223	1 355	5 562	4	—	—	—	3	—	1	—	—	—	
61121	Junior colleges . . . . .	223	1 355	5 562	4	—	—	—	3	—	1	—	—	—	
611210	Junior colleges . . . . .	223	1 355	5 562	4	—	—	—	3	—	1	—	—	—	
6113	Colleges, universities & professional schools . . . . .	2 605	11 479	49 466	10	2	—	1	1	1	1	1	3	—	
61131	Colleges, universities & professional schools . . . . .	2 605	11 479	49 466	10	2	—	1	1	1	1	1	3	—	
611310	Colleges, universities & professional schools . . . . .	2 605	11 479	49 466	10	2	—	1	1	1	1	1	3	—	
6114	Business schools & computer & mgt training . . . . .	231	1 629	6 295	21	8	6	1	5	1	—	—	—	—	
61142	Computer training . . . . .	133	1 068	4 140	7	2	1	—	3	1	—	—	—	—	
611420	Computer training . . . . .	133	1 068	4 140	7	2	1	—	3	1	—	—	—	—	
6115	Technical & trade schools . . . . .	354	1 635	6 666	24	9	6	4	3	2	—	—	—	—	
61151	Technical & trade schools . . . . .	354	1 635	6 666	24	9	6	4	3	2	—	—	—	—	
611513	Apprenticeship training . . . . .	133	406	1 592	6	1	3	—	1	1	—	—	—	—	
611519	Other technical & trade schools . . . . .	147	897	3 755	8	3	1	1	2	1	—	—	—	—	
6116	Other schools & instruction . . . . .	507	1 880	8 179	73	42	17	9	3	2	—	—	—	—	
61161	Fine arts schools . . . . .	126	317	1 181	31	21	8	1	1	—	—	—	—	—	
611610	Fine arts schools . . . . .	126	317	1 181	31	21	8	1	1	—	—	—	—	—	
61162	Sports & recreation instruction . . . . .	153	277	1 385	26	15	6	4	1	—	—	—	—	—	
611620	Sports & recreation instruction . . . . .	153	277	1 385	26	15	6	4	1	—	—	—	—	—	
61169	All other schools & instruction . . . . .	228	1 286	5 613	16	6	3	4	1	2	—	—	—	—	
611699	All other miscellaneous schools & instruction . . . . .	131	1 044	4 592	9	4	—	3	1	1	—	—	—	—	
6117	Educational support services . . . . .	113	806	3 452	15	12	—	1	2	—	—	—	—	—	
61171	Educational support services . . . . .	113	806	3 452	15	12	—	1	2	—	—	—	—	—	
611710	Educational support services . . . . .	113	806	3 452	15	12	—	1	2	—	—	—	—	—	
<b>62</b>	<b>Health care and social assistance . . . . .</b>	<b>53 884</b>	<b>401 551</b>	<b>1 776 835</b>	<b>1 968</b>	<b>834</b>	<b>446</b>	<b>331</b>	<b>195</b>	<b>69</b>	<b>70</b>	<b>13</b>	<b>2</b>	<b>8</b>	
621	Ambulatory health care services . . . . .	18 851	174 762	817 034	1 451	694	355	223	117	32	24	5	1	—	
6211	Offices of physicians . . . . .	8 150	100 782	496 806	653	272	145	135	80	12	8	1	—	—	
62111	Offices of physicians . . . . .	8 150	100 782	496 806	653	272	145	135	80	12	8	1	—	—	
621111	Offices of physicians (exc mental health) . . . . .	8 007	99 713	491 183	608	237	139	131	80	12	8	1	—	—	
621112	Offices of physicians, mental health . . . . .	143	1 069	5 623	45	35	6	4	—	—	—	—	—	—	
6212	Offices of dentists . . . . .	2 028	13 985	63 330	383	194	142	42	5	—	—	—	—	—	
62121	Offices of dentists . . . . .	2 028	13 985	63 330	383	194	142	42	5	—	—	—	—	—	
621210	Offices of dentists . . . . .	2 028	13 985	63 330	383	194	142	42	5	—	—	—	—	—	
6213	Offices of other health practitioners . . . . .	1 167	8 231	38 099	252	182	42	19	6	3	—	—	—	—	
62131	Offices of chiropractors . . . . .	229	1 216	5 711	85	69	15	1	—	—	—	—	—	—	
621310	Offices of chiropractors . . . . .	229	1 216	5 711	85	69	15	1	—	—	—	—	—	—	
62132	Offices of optometrists . . . . .	187	1 481	8 454	27	14	4	7	2	—	—	—	—	—	
621320	Offices of optometrists . . . . .	187	1 481	8 454	27	14	4	7	2	—	—	—	—	—	
62133	Offices of other mental health practitioners . . . . .	191	1 156	5 692	41	30	7	2	1	1	—	—	—	—	
621330	Offices of other mental health practitioners . . . . .	191	1 156	5 692	41	30	7	2	1	1	—	—	—	—	
62134	Offices of PT, OT, speech therapy & audiology . . . . .	331	2 563	10 488	57	41	8	4	3	1	—	—	—	—	
621340	Offices of PT, OT, speech therapy & audiology . . . . .	331	2 563	10 488	57	41	8	4	3	1	—	—	—	—	
62139	Offices of all other health practitioners . . . . .	229	1 815	7 754	42	28	8	5	—	1	—	—	—	—	
621391	Offices of podiatrists . . . . .	106	988	4 297	19	8	7	4	—	—	—	—	—	—	
621399	Offices of all other misc health practitioners . . . . .	123	827	3 457	23	20	1	1	—	1	—	—	—	—	
6214	Outpatient care centers . . . . .	2 577	19 902	83 503	77	16	10	18	16	10	7	—	—	—	
62142	Outpatient mental health, substance abuse ctrs . . . . .	1 215	9 152	35 637	27	5	1	5	6	7	3	—	—	—	
621420	Outpatient mental health, substance abuse ctrs . . . . .	1 215	9 152	35 637	27	5	1	5	6	7	3	—	—	—	
62149	Other outpatient care centers . . . . .	(G)	(D)	(D)	48	10	9	13	9	3	4	—	—	—	
621493	Freestanding ambulatory surgery, emergency ctr . . . . .	278	2 415	12 319	5	1	—	2	—	1	—	—	—	—	
621498	All other outpatient care centers . . . . .	900	6 699	28 361	34	9	9	5	5	3	3	—	—	—	
6215	Medical & diagnostic laboratories . . . . .	689	6 742	27 165	31	18	5	5	1	1	—	1	—	—	
62151	Medical & diagnostic laboratories . . . . .	689	6 742	27 165	31	18	5	5	1	1	—	1	—	—	
621511	Medical laboratories . . . . .	596	5 553	21 969	14	7	2	3	—	1	—	1	—	—	
6216	Home health care services . . . . .	3 322	20 205	86 585	29	3	6	1	4	4	8	2	1	—	
62161	Home health care services . . . . .	3 322	20 205	86 585	29	3	6	1	4	4	8	2	1	—	
621610	Home health care services . . . . .	3 322	20 205	86 585	29	3	6	1	4	4	8	2	1	—	
6219	Other ambulatory health care services . . . . .	918	4 915	21 546	26	9	5	3	5	2	1	1	—	—	
62191	Ambulance services . . . . .	464	1 850	8 142	9	4	—	1	2	1	—	1	—	—	
621910	Ambulance services . . . . .	464	1 850	8 142	9	4	—	1	2	1	—	1	—	—	
62199	All other ambulatory health care services . . . . .	454	3 065	13 404	17	5	5	2	3	1	1	—	—	—	
621991	Blood & organ banks . . . . .	402	2 698	11 942	10	3	2	1	2	1	1	—	—	—	
622	Hospitals . . . . .	19 119	154 934	665 261	14	—	—	—	—	—	1	5	—	8	
6221	General medical & surgical hospitals . . . . .	17 609	144 493	621 504	10	—	—	—	—	—	—	2	—	8	
62211	General medical & surgical hospitals . . . . .	17 609	144 493	621 504	10	—	—	—	—	—	—	2	—	8	
622110	General medical & surgical hospitals . . . . .	17 609	144 493	621 504	10	—	—	—	—	—	—	2	—	8	
6222	Psychiatric & substance abuse hospitals . . . . .	(G)	(D)	(D)	3	—	—	—	—	—	1	2	—	—	
62221	Psychiatric & substance abuse hospitals . . . . .	(G)	(D)	(D)	3	—	—	—	—	—	1	2	—	—	
6223	Other specialty hospitals . . . . .	(E)	(D)	(D)	1	—	—	—	—	—	—	1	—	—	
62231	Other specialty hospitals . . . . .	(E)	(D)	(D)	1	—	—	—	—	—	—	1	—	—	

See footnotes at end of table.

**Table 6. Counties—Employees, Payroll, and Establishments by Industry: 2001—Con.**

[Excludes most government employees, railroad employees, and self-employed persons. Size class 1 to 4 includes establishments with payroll, but no employees, during mid-March pay period. (D) denotes figures withheld to avoid disclosing data for individual companies; the data are included in broader industry totals. Detailed industries with 100 or more employees are shown if industry was not a (D). For explanation of terms, abbreviations, and data reliability/comparability, see introductory text]

NAICS code	Industry	Number of employees for week including March 12	Payroll (\$1,000)		Total number of establishments	Number of establishments by employment-size class									
			First quarter	Annual		1 to 4	5 to 9	10 to 19	20 to 49	50 to 99	100 to 249	250 to 499	500 to 999	1,000 or more	
<b>JEFFERSON—Con.</b>															
<b>62 Health care and social assistance—Con.</b>															
623	Nursing & residential care facilities .....	7 893	42 075	172 965	124	17	19	19	15	20	32	2	—	—	
6231	Nursing care facilities.....	5 688	32 088	131 161	58	4	4	5	8	8	27	2	—	—	
62311	Nursing care facilities.....	5 688	32 088	131 161	58	4	4	5	8	8	27	2	—	—	
623110	Nursing care facilities.....	5 688	32 088	131 161	58	4	4	5	8	8	27	2	—	—	
6232	Residential mental retardation, health facil .....	450	2 038	9 666	23	3	9	7	1	2	1	—	—	—	
62321	Residential mental retardation facilities .....	151	616	3 176	6	—	1	3	1	1	—	—	—	—	
623210	Residential mental retardation facilities .....	151	616	3 176	6	—	1	3	1	1	—	—	—	—	
62322	Residential mental health, subst abuse facil ..	299	1 422	6 490	17	3	8	4	—	1	1	—	—	—	
623220	Residential mental health, subst abuse facil .....	299	1 422	6 490	17	3	8	4	—	1	1	—	—	—	
6233	Community care facilities for the elderly .....	1 201	4 881	20 458	29	7	6	2	4	7	3	—	—	—	
62331	Community care facilities for the elderly .....	1 201	4 881	20 458	29	7	6	2	4	7	3	—	—	—	
623311	Continuing care retirement communities ...	721	2 919	12 123	6	—	—	—	1	2	3	—	—	—	
623312	Homes for the elderly .....	480	1 962	8 335	23	7	6	2	3	5	—	—	—	—	
6239	Other residential care facilities .....	554	3 068	11 680	14	3	—	5	2	3	1	—	—	—	
62399	Other residential care facilities .....	554	3 068	11 680	14	3	—	5	2	3	1	—	—	—	
623990	Other residential care facilities .....	554	3 068	11 680	14	3	—	5	2	3	1	—	—	—	
624	Social assistance .....	8 021	29 780	121 575	379	123	72	89	63	17	13	1	1	—	
6241	Individual & family services .....	2 978	14 769	60 249	136	58	22	23	18	8	6	1	—	—	
62411	Child & youth services .....	311	1 622	6 087	25	13	3	6	2	1	—	—	—	—	
624110	Child & youth services .....	311	1 622	6 087	25	13	3	6	2	1	—	—	—	—	
62412	Services for elderly & disabled persons .....	1 366	4 980	20 955	35	8	4	8	10	1	3	1	—	—	
624120	Services for elderly & disabled persons .....	1 366	4 980	20 955	35	8	4	8	10	1	3	1	—	—	
62419	Other individual & family services .....	1 301	8 167	33 207	76	37	15	9	6	6	3	—	—	—	
624190	Other individual & family services .....	1 301	8 167	33 207	76	37	15	9	6	6	3	—	—	—	
6242	Community, emergency & other relief services ..	310	1 344	5 601	27	12	6	4	3	2	—	—	—	—	
62421	Community food services .....	(C)	(D)	(D)	10	5	1	1	2	1	—	—	—	—	
62422	Community housing services .....	162	718	3 295	15	6	4	3	1	1	—	—	—	—	
6243	Vocational rehabilitation services .....	941	2 847	12 089	17	4	1	4	2	1	5	—	—	—	
62431	Vocational rehabilitation services .....	941	2 847	12 089	17	4	1	4	2	1	5	—	—	—	
624310	Vocational rehabilitation services .....	941	2 847	12 089	17	4	1	4	2	1	5	—	—	—	
6244	Child day care services .....	3 792	10 820	43 636	199	49	43	58	40	6	2	—	1	—	
62441	Child day care services .....	3 792	10 820	43 636	199	49	43	58	40	6	2	—	1	—	
624410	Child day care services .....	3 792	10 820	43 636	199	49	43	58	40	6	2	—	1	—	
71	<b>Arts, entertainment &amp; recreation .....</b>	<b>5 245</b>	<b>23 674</b>	<b>103 812</b>	<b>280</b>	<b>136</b>	<b>41</b>	<b>37</b>	<b>36</b>	<b>19</b>	<b>10</b>	<b>1</b>	—	—	
711	Performing arts, spectator sports & related industries .....	1 397	9 341	37 663	102	55	20	13	8	3	3	—	—	—	
7111	Performing arts companies .....	501	2 967	10 943	25	14	6	—	2	1	2	—	—	—	
71111	Theater companies & dinner theaters .....	301	1 617	5 615	8	3	2	—	2	—	1	—	—	—	
711110	Theater companies & dinner theaters .....	301	1 617	5 615	8	3	2	—	2	—	1	—	—	—	
71113	Musical groups & artists .....	(C)	(D)	(D)	14	10	3	—	—	—	1	—	—	—	
7112	Spectator sports .....	727	5 665	23 712	45	15	11	12	5	1	1	—	—	—	
71121	Spectator sports .....	727	5 665	23 712	45	15	11	12	5	1	1	—	—	—	
7113	Promoters of entertainment events .....	130	499	1 969	10	6	1	1	1	1	—	—	—	—	
712	Museums, historical sites & like institutions .....	334	1 803	7 098	15	7	—	4	1	2	1	—	—	—	
7121	Museums, historical sites & like institutions .....	334	1 803	7 098	15	7	—	4	1	2	1	—	—	—	
71211	Museums .....	(E)	(D)	(D)	13	6	—	3	1	2	1	—	—	—	
713	Amusement, gambling & recreation industries ...	3 514	12 530	59 051	163	74	21	20	27	14	6	1	—	—	
7131	Amusement parks & arcades .....	451	1 169	7 787	7	3	—	2	1	—	—	1	—	—	
71311	Amusement & theme parks .....	(E)	(D)	(D)	2	—	—	1	—	—	—	—	—	—	
7132	Gambling industries .....	249	1 726	6 884	6	3	—	1	1	—	1	—	—	—	
71329	Other gambling industries .....	249	1 726	6 884	6	3	—	1	1	—	1	—	—	—	
713290	Other gambling industries .....	249	1 726	6 884	6	3	—	1	1	—	1	—	—	—	
7139	Other amusement & recreation industries .....	2 814	9 635	44 380	150	68	21	17	25	14	5	—	—	—	
71391	Golf courses & country clubs .....	869	3 969	21 176	33	10	4	4	6	9	—	—	—	—	
713910	Golf courses & country clubs .....	869	3 969	21 176	33	10	4	4	6	9	—	—	—	—	
71394	Fitness & recreational sports centers .....	1 229	3 129	12 696	63	28	12	7	10	2	4	—	—	—	
713940	Fitness & recreational sports centers .....	1 229	3 129	12 696	63	28	12	7	10	2	4	—	—	—	
71395	Bowling centers .....	304	930	3 327	12	3	—	1	6	2	—	—	—	—	
713950	Bowling centers .....	304	930	3 327	12	3	—	1	6	2	—	—	—	—	
71399	All other amusement & recreation industries ..	404	1 554	6 926	38	24	4	5	3	1	1	—	—	—	
713990	All other amusement & recreation industries .....	404	1 554	6 926	38	24	4	5	3	1	1	—	—	—	
72	<b>Accommodation &amp; food services .....</b>	<b>34 160</b>	<b>108 566</b>	<b>455 258</b>	<b>1 437</b>	<b>409</b>	<b>181</b>	<b>280</b>	<b>386</b>	<b>143</b>	<b>31</b>	<b>5</b>	<b>2</b>	—	
721	Accommodation .....	3 797	15 999	66 471	87	12	7	21	26	10	8	3	—	—	
7211	Traveler accommodation .....	(H)	(D)	(D)	85	11	7	20	26	10	8	3	—	—	
72111	Hotels (exc casino hotels) & motels .....	3 776	15 927	65 978	83	9	7	20	26	10	8	3	—	—	
721110	Hotels (exc casino hotels) & motels .....	3 776	15 927	65 978	83	9	7	20	26	10	8	3	—	—	
722	Food services & drinking places .....	30 363	92 567	388 787	1 350	397	174	259	360	133	23	2	2	—	
7221	Full-service restaurants .....	13 846	39 796	170 876	466	126	48	64	128	79	20	1	—	—	
72211	Full-service restaurants .....	13 846	39 796	170 876	466	126	48	64	128	79	20	1	—	—	
722110	Full-service restaurants .....	13 846	39 796	170 876	466	126	48	64	128	79	20	1	—	—	
7222	Limited-service eating places .....	13 949	45 364	184 534	655	147	80	167	208	48	3	1	1	—	
72221	Limited-service eating places .....	13 949	45 364	184 534	655	147	80	167	208	48	3	1	1	—	
722211	Limited-service restaurants .....	12 630	41 781	169 882	543	92	62	147	196	42	2	1	1	—	
722212	Cafeterias .....	311	956	3 510	15	5	2	1	4	3	—	—	—	—	
722213	Snack & nonalcoholic beverage bars .....	1 008	2 627	11 142	97	50	16	19	8	3	1	—	—	—	
7223	Special food services .....	1 510	4 738	21 557	72	31	11	12	14	3	—	—	1	—	
72231	Food service contractors .....	647	2 357	10 593	41	15	7	5	12	2	—	—	—	—	
722310	Food service contractors .....	647	2 357	10 593	41	15	7	5	12	2	—	—	—	—	
72232	Caterers .....	(C)	(D)	(D)	25	12	4	6	2	1	—	—	—	—	
72233	Mobile food services .....	(F)	(D)	(D)	6	4	—	1	—	—	—	—	1	—	

See footnotes at end of table.

**Table 6. Counties—Employees, Payroll, and Establishments by Industry: 2001—Con.**

[Excludes most government employees, railroad employees, and self-employed persons. Size class 1 to 4 includes establishments with payroll, but no employees, during mid-March pay period. (D) denotes figures withheld to avoid disclosing data for individual companies; the data are included in broader industry totals. Detailed industries with 100 or more employees are shown if industry was not a (D). For explanation of terms, abbreviations, and data reliability/comparability, see introductory text]

NAICS code	Industry	Number of employees for week including March 12	Payroll (\$1,000)		Total number of establishments	Number of establishments by employment-size class								
			First quarter	Annual		1 to 4	5 to 9	10 to 19	20 to 49	50 to 99	100 to 249	250 to 499	500 to 999	1,000 or more
<b>JEFFERSON—Con.</b>														
<b>72</b>	<b>Accommodation &amp; food services—Con.</b>													
722	Food services & drinking places—Con.													
7224	Drinking places (alcoholic beverages) . . . . .	1 058	2 669	11 820	157	93	35	16	10	3	—	—	—	—
72241	Drinking places (alcoholic beverages) . . . . .	1 058	2 669	11 820	157	93	35	16	10	3	—	—	—	—
722410	Drinking places (alcoholic beverages) . . . . .	1 058	2 669	11 820	157	93	35	16	10	3	—	—	—	—
<b>81</b>	<b>Other services (except public administration)</b>	<b>21 040</b>	<b>108 614</b>	<b>437 366</b>	<b>2 131</b>	<b>1 157</b>	<b>484</b>	<b>291</b>	<b>126</b>	<b>48</b>	<b>20</b>	<b>4</b>	<b>1</b>	<b>—</b>
811	Repair & maintenance . . . . .	5 215	37 489	151 730	664	356	166	96	33	8	5	—	—	—
8111	Automotive repair & maintenance . . . . .	2 937	17 921	72 011	446	231	130	60	23	1	1	—	—	—
81111	Automotive mechanical & electrical R&M . . . . .	1 179	7 318	31 452	251	154	70	24	3	—	—	—	—	—
811111	General automotive repair . . . . .	757	4 712	21 126	180	120	46	12	2	—	—	—	—	—
811113	Automotive transmission repair . . . . .	116	743	2 773	22	9	10	3	—	—	—	—	—	—
811118	Other automotive mechanical & electrical R&M . . . . .	223	1 500	6 086	32	13	12	6	1	—	—	—	—	—
81112	Automotive body, paint, interior & glass repair . . . . .	874	6 532	26 342	122	58	35	19	10	—	—	—	—	—
811121	Automotive body, paint & interior R&M . . . . .	695	5 265	21 237	96	47	26	14	9	—	—	—	—	—
811122	Automotive glass replacement shops . . . . .	179	1 267	5 105	26	11	9	5	1	—	—	—	—	—
81119	Other automotive R&M . . . . .	884	4 071	14 217	73	19	25	17	10	1	1	—	—	—
811191	Automotive oil change & lubrication shops . . . . .	274	995	4 156	28	14	11	1	—	—	—	—	—	—
811192	Car washes . . . . .	461	1 273	5 132	4	16	9	6	9	1	—	—	—	—
811198	All other automotive R&M . . . . .	149	1 803	4 929	4	1	2	—	—	—	1	—	—	—
8112	Electronic & precision equipment R&M . . . . .	1 030	9 551	39 985	61	36	7	3	2	4	—	—	—	—
81121	Electronic & precision equipment R&M . . . . .	1 030	9 551	39 985	61	36	7	3	2	4	—	—	—	—
811212	Computer & office machine R&M . . . . .	733	6 488	26 934	30	16	2	6	2	1	3	—	—	—
811219	Other electronic & precision equipment R&M . . . . .	143	1 929	8 183	11	8	1	1	—	—	1	—	—	—
8113	Commercial equipment (exc auto & elec) R&M . . . . .	731	6 349	25 215	64	23	13	19	6	3	—	—	—	—
81131	Commercial equipment (exc auto & elec) R&M . . . . .	731	6 349	25 215	64	23	13	19	6	3	—	—	—	—
811310	Commercial equipment (exc auto & elec) R&M . . . . .	731	6 349	25 215	64	23	13	19	6	3	—	—	—	—
8114	Personal & household goods R&M . . . . .	517	3 668	14 519	93	66	16	8	1	2	—	—	—	—
81141	Home, garden equipment & appliance R&M . . . . .	281	2 377	9 300	33	19	9	3	—	2	—	—	—	—
811412	Appliance repair & maintenance . . . . .	213	1 984	7 696	20	13	3	2	—	2	—	—	—	—
81149	Other personal & household goods R&M . . . . .	162	1 018	4 114	36	27	5	3	1	—	—	—	—	—
811490	Other personal & household goods R&M . . . . .	162	1 018	4 114	36	27	5	3	1	—	—	—	—	—
812	Personal & laundry services . . . . .	5 167	22 863	92 990	589	351	117	79	24	8	10	—	—	—
8121	Personal care services . . . . .	1 949	8 649	32 574	271	170	51	34	10	3	3	—	—	—
81211	Hair, nail & skin care services . . . . .	1 259	5 265	22 051	219	140	40	31	6	1	1	—	—	—
812112	Beauty salons . . . . .	1 212	5 084	21 314	197	119	39	31	6	1	1	—	—	—
81219	Other personal care services . . . . .	690	3 384	10 523	52	30	11	3	4	2	2	—	—	—
812191	Diet & weight reducing centers . . . . .	136	321	1 360	13	4	5	1	3	—	—	—	—	—
812199	Other personal care services . . . . .	554	3 063	9 163	39	26	6	2	1	2	2	—	—	—
8122	Death care services . . . . .	904	4 184	18 147	50	16	16	5	8	3	2	—	—	—
81221	Funeral homes . . . . .	512	2 644	11 901	37	11	12	5	6	3	—	—	—	—
812210	Funeral homes . . . . .	512	2 644	11 901	37	11	12	5	6	3	—	—	—	—
81222	Cemeteries & crematories . . . . .	392	1 540	6 246	13	5	4	—	2	—	2	—	—	—
812220	Cemeteries & crematories . . . . .	392	1 540	6 246	13	5	4	—	2	—	2	—	—	—
8123	Drycleaning & laundry services . . . . .	1 604	7 202	30 100	148	82	31	27	2	2	4	—	—	—
81231	Coin-operated laundries & drycleaners . . . . .	211	602	2 628	46	27	14	5	—	—	—	—	—	—
812310	Coin-operated laundries & drycleaners . . . . .	211	602	2 628	46	27	14	5	—	—	—	—	—	—
81232	Drycleaning & laundry services (exc coin-op) . . . . .	662	2 291	9 860	91	54	16	19	1	—	1	—	—	—
812320	Drycleaning & laundry services (exc coin-op) . . . . .	662	2 291	9 860	91	54	16	19	1	—	1	—	—	—
81233	Linen & uniform supply . . . . .	731	4 309	17 612	11	1	1	3	1	2	3	—	—	—
8129	Other personal services . . . . .	710	2 828	12 169	120	83	19	13	4	—	1	—	—	—
81292	Photofinishing . . . . .	145	805	3 007	14	4	5	3	2	—	—	—	—	—
81293	Parking lots & garages . . . . .	375	1 070	5 139	58	41	8	8	—	—	1	—	—	—
812930	Parking lots & garages . . . . .	375	1 070	5 139	58	41	8	8	—	—	1	—	—	—
81299	All other personal services . . . . .	110	740	3 044	27	23	2	—	2	—	—	—	—	—
812990	All other personal services . . . . .	110	740	3 044	27	23	2	—	2	—	—	—	—	—
813	Religious, grantmaking, civic, prof & like organizations . . . . .	10 658	48 262	192 646	878	450	201	116	69	32	5	4	1	—
8131	Religious organizations . . . . .	6 605	26 554	105 340	490	229	116	69	49	22	2	2	1	—
81311	Religious organizations . . . . .	6 605	26 554	105 340	490	229	116	69	49	22	2	2	1	—
813110	Religious organizations . . . . .	6 605	26 554	105 340	490	229	116	69	49	22	2	2	1	—
8132	Grantmaking & giving services . . . . .	372	3 210	13 407	57	32	14	9	1	1	—	—	—	—
81321	Grantmaking & giving services . . . . .	372	3 210	13 407	57	32	14	9	1	1	—	—	—	—
813212	Voluntary health organizations . . . . .	151	1 217	4 898	20	8	6	5	1	—	—	—	—	—
813219	Other grantmaking & giving services . . . . .	133	1 233	5 256	11	5	3	2	—	1	—	—	—	—
8133	Social advocacy organizations . . . . .	373	2 331	9 481	47	30	11	1	3	2	—	—	—	—
81331	Social advocacy organizations . . . . .	373	2 331	9 481	47	30	11	1	3	2	—	—	—	—
813312	Environment & wildlife organizations . . . . .	197	1 145	4 599	11	5	3	—	1	2	—	—	—	—
8134	Civic & social organizations . . . . .	1 639	5 317	21 742	87	49	18	9	4	3	2	2	—	—
81341	Civic & social organizations . . . . .	1 639	5 317	21 742	87	49	18	9	4	3	2	2	—	—
813410	Civic & social organizations . . . . .	1 639	5 317	21 742	87	49	18	9	4	3	2	2	—	—
8139	Business, labor, political, like organizations . . . . .	1 669	10 850	42 676	197	110	42	28	12	4	1	—	—	—
81391	Business associations . . . . .	427	4 468	17 380	52	31	9	7	4	1	—	—	—	—
813910	Business associations . . . . .	427	4 468	17 380	52	31	9	7	4	1	—	—	—	—
81392	Professional organizations . . . . .	170	1 563	5 992	26	16	3	4	3	—	—	—	—	—
813920	Professional organizations . . . . .	170	1 563	5 992	26	16	3	4	3	—	—	—	—	—
81393	Labor unions & similar labor organizations . . . . .	808	3 187	13 341	68	28	20	13	4	2	1	—	—	—
813930	Labor unions & similar labor organizations . . . . .	808	3 187	13 341	68	28	20	13	4	2	1	—	—	—

See footnotes at end of table.

**Table 6. Counties—Employees, Payroll, and Establishments by Industry: 2001—Con.**

[Excludes most government employees, railroad employees, and self-employed persons. Size class 1 to 4 includes establishments with payroll, but no employees, during mid-March pay period. (D) denotes figures withheld to avoid disclosing data for individual companies; the data are included in broader industry totals. Detailed industries with 100 or more employees are shown if industry was not a (D). For explanation of terms, abbreviations, and data reliability/comparability, see introductory text]

NAICS code	Industry	Number of employees for week including March 12	Payroll (\$1,000)		Total number of establishments	Number of establishments by employment-size class									
			First quarter	Annual		1 to 4	5 to 9	10 to 19	20 to 49	50 to 99	100 to 249	250 to 499	500 to 999	1,000 or more	
<b>JEFFERSON—Con.</b>															
<b>81</b>	<b>Other services (except public administration)—Con.</b>														
813	Religious, grantmaking, civic, prof & like organizations—Con.														
8139	Business, labor, political, like organizations—Con.														
81399	Oth similar organizations (exc business, prof, labor, pol) .....														
813990	Oth similar organizations (exc business, prof, labor, pol) .....	262	1 622	5 910	48	32	10	4	1	1	—	—	—	—	
<b>95</b>	<b>Auxiliaries (exc corporate, subsidiary &amp; regional mgt) .....</b>	<b>3 385</b>	<b>41 255</b>	<b>158 429</b>	<b>94</b>	<b>56</b>	<b>8</b>	<b>6</b>	<b>12</b>	<b>4</b>	<b>4</b>	<b>2</b>	<b>2</b>	<b>—</b>	
<b>99</b>	<b>Unclassified establishments .....</b>	<b>(C)</b>	<b>(D)</b>	<b>(D)</b>	<b>100</b>	<b>90</b>	<b>7</b>	<b>3</b>	<b>—</b>	<b>—</b>	<b>—</b>	<b>—</b>	<b>—</b>	<b>—</b>	
<b>JESSAMINE</b>															
	<b>Total .....</b>	<b>12 832</b>	<b>71 918</b>	<b>302 025</b>	<b>879</b>	<b>461</b>	<b>178</b>	<b>111</b>	<b>86</b>	<b>22</b>	<b>16</b>	<b>3</b>	<b>2</b>	<b>—</b>	
<b>11</b>	<b>Forestry, fishing, hunting, and agriculture support .....</b>	<b>(A)</b>	<b>(D)</b>	<b>(D)</b>	<b>4</b>	<b>4</b>	<b>—</b>	<b>—</b>	<b>—</b>	<b>—</b>	<b>—</b>	<b>—</b>	<b>—</b>	<b>—</b>	
<b>21</b>	<b>Mining .....</b>	<b>(B)</b>	<b>(D)</b>	<b>(D)</b>	<b>3</b>	<b>2</b>	<b>—</b>	<b>—</b>	<b>1</b>	<b>—</b>	<b>—</b>	<b>—</b>	<b>—</b>	<b>—</b>	
<b>22</b>	<b>Utilities .....</b>	<b>54</b>	<b>424</b>	<b>1 914</b>	<b>4</b>	<b>—</b>	<b>3</b>	<b>—</b>	<b>1</b>	<b>—</b>	<b>—</b>	<b>—</b>	<b>—</b>	<b>—</b>	
<b>23</b>	<b>Construction .....</b>	<b>1 460</b>	<b>9 499</b>	<b>42 991</b>	<b>169</b>	<b>101</b>	<b>28</b>	<b>18</b>	<b>17</b>	<b>5</b>	<b>—</b>	<b>—</b>	<b>—</b>	<b>—</b>	
233	Building, developing & general contracting .....	191	1 124	5 498	38	27	4	5	2	—	—	—	—	—	
2332	Residential building construction .....	113	614	3 202	27	21	3	1	2	—	—	—	—	—	
23321	Single-family housing construction .....	113	614	3 202	27	21	3	1	2	—	—	—	—	—	
233210	Single-family housing construction .....	113	614	3 202	27	21	3	1	2	—	—	—	—	—	
234	Heavy construction .....	320	2 250	10 908	16	3	5	2	3	3	—	—	—	—	
2349	Other heavy construction .....	(E)	(D)	(D)	14	3	3	2	3	3	—	—	—	—	
23499	All other heavy construction .....	153	1 086	5 572	5	1	1	—	1	2	—	—	—	—	
234990	All other heavy construction .....	153	1 086	5 572	5	1	1	—	1	2	—	—	—	—	
235	Special trade contractors .....	949	6 125	26 585	115	71	19	11	12	2	—	—	—	—	
2351	Plumbing, heating & AC contractor .....	209	1 383	6 483	29	16	5	5	3	—	—	—	—	—	
23511	Plumbing, heating & AC contractor .....	209	1 383	6 483	29	16	5	5	3	—	—	—	—	—	
235110	Plumbing, heating & AC contractor .....	209	1 383	6 483	29	16	5	5	3	—	—	—	—	—	
2353	Electrical contractors .....	243	1 393	5 129	17	11	1	—	4	1	—	—	—	—	
23531	Electrical contractors .....	243	1 393	5 129	17	11	1	—	4	1	—	—	—	—	
235310	Electrical contractors .....	243	1 393	5 129	17	11	1	—	4	1	—	—	—	—	
2359	Other special trade contractors .....	234	1 930	8 454	20	12	2	3	2	1	—	—	—	—	
23593	Excavation contractors .....	110	1 088	5 306	13	10	1	—	2	—	—	—	—	—	
235930	Excavation contractors .....	110	1 088	5 306	13	10	1	—	2	—	—	—	—	—	
<b>31-33</b>	<b>Manufacturing .....</b>	<b>2 484</b>	<b>19 302</b>	<b>76 577</b>	<b>65</b>	<b>16</b>	<b>13</b>	<b>9</b>	<b>14</b>	<b>5</b>	<b>7</b>	<b>1</b>	<b>—</b>	<b>—</b>	
322	Paper mfg .....	(E)	(D)	(D)	2	—	—	—	—	—	2	—	—	—	
3222	Converted paper product mfg .....	(E)	(D)	(D)	2	—	—	—	—	—	2	—	—	—	
32221	Paperboard container mfg .....	(C)	(D)	(D)	1	—	—	—	—	—	1	—	—	—	
32229	Other converted paper product mfg .....	(C)	(D)	(D)	1	—	—	—	—	—	1	—	—	—	
323	Printing & related support activities .....	112	686	2 866	7	2	2	1	1	1	—	—	—	—	
3231	Printing & related support activities .....	112	686	2 866	7	2	2	1	1	1	—	—	—	—	
32311	Printing .....	(C)	(D)	(D)	6	2	1	1	1	1	—	—	—	—	
326	Plastics & rubber products mfg .....	390	2 789	11 637	4	—	1	—	—	1	2	—	—	—	
3261	Plastics product mfg .....	(E)	(D)	(D)	3	—	—	—	—	1	2	—	—	—	
32616	Plastics bottle mfg .....	(C)	(D)	(D)	1	—	—	—	—	—	1	—	—	—	
32619	Other plastics product mfg .....	(C)	(D)	(D)	1	—	—	—	—	—	1	—	—	—	
331	Primary metal mfg .....	(C)	(D)	(D)	2	—	—	—	—	1	1	—	—	—	
3312	Steel product mfg from purchased steel .....	(C)	(D)	(D)	2	—	—	—	—	1	1	—	—	—	
33122	Rolling & drawing of purchased steel .....	(C)	(D)	(D)	1	—	—	—	—	—	1	—	—	—	
332	Fabricated metal product mfg .....	333	2 862	9 847	10	—	2	2	4	1	1	—	—	—	
3325	Hardware mfg .....	(C)	(D)	(D)	1	—	—	—	—	—	1	—	—	—	
33251	Hardware mfg .....	(C)	(D)	(D)	1	—	—	—	—	—	1	—	—	—	
333	Machinery mfg .....	(E)	(D)	(D)	6	2	1	—	2	—	—	1	—	—	
3334	HVAC & commercial refrigeration equipment mfg .....	(E)	(D)	(D)	1	—	—	—	—	—	—	1	—	—	
33341	HVAC & commercial refrigeration equipment mfg .....	(E)	(D)	(D)	1	—	—	—	—	—	—	1	—	—	
334	Computer & electronic product mfg .....	111	666	2 601	4	—	1	1	1	1	—	—	—	—	
336	Transportation equipment mfg .....	(E)	(D)	(D)	2	—	—	—	1	—	1	—	—	—	
3363	Motor vehicle parts mfg .....	(C)	(D)	(D)	1	—	—	—	—	—	1	—	—	—	
33636	Motor vehicle seating & interior trim mfg .....	(C)	(D)	(D)	1	—	—	—	—	—	1	—	—	—	
<b>42</b>	<b>Wholesale trade .....</b>	<b>1 200</b>	<b>10 270</b>	<b>44 053</b>	<b>46</b>	<b>19</b>	<b>10</b>	<b>9</b>	<b>6</b>	<b>—</b>	<b>1</b>	<b>—</b>	<b>1</b>	<b>—</b>	
421	Wholesale trade, durable goods .....	337	2 566	11 683	30	11	8	6	5	—	—	—	—	—	
4218	Machinery, equipment & supplies whsle .....	102	773	3 804	8	2	3	2	1	—	—	—	—	—	
422	Wholesale trade, nondurable goods .....	863	7 704	32 370	16	8	2	3	1	—	1	—	1	—	
4229	Miscellaneous nondurable goods whsle .....	(F)	(D)	(D)	6	4	—	—	—	—	1	—	1	—	
42291	Farm supplies whsle .....	(C)	(D)	(D)	1	—	—	—	—	—	1	—	—	—	
42294	Tobacco & tobacco product whsle .....	(F)	(D)	(D)	1	—	—	—	—	—	—	—	1	—	

See footnotes at end of table.

**Table 6. Counties—Employees, Payroll, and Establishments by Industry: 2001—Con.**

[Excludes most government employees, railroad employees, and self-employed persons. Size class 1 to 4 includes establishments with payroll, but no employees, during mid-March pay period. (D) denotes figures withheld to avoid disclosing data for individual companies; the data are included in broader industry totals. Detailed industries with 100 or more employees are shown if industry was not a (D). For explanation of terms, abbreviations, and data reliability/comparability, see introductory text]

NAICS code	Industry	Number of employees for week including March 12	Payroll (\$1,000)		Total number of establishments	Number of establishments by employment-size class									
			First quarter	Annual		1 to 4	5 to 9	10 to 19	20 to 49	50 to 99	100 to 249	250 to 499	500 to 999	1,000 or more	
<b>JESSAMINE—Con.</b>															
<b>44-45</b>	<b>Retail trade</b> .....	<b>2 235</b>	<b>11 129</b>	<b>48 517</b>	<b>147</b>	<b>60</b>	<b>48</b>	<b>17</b>	<b>16</b>	<b>2</b>	<b>3</b>	<b>1</b>	—	—	
441	Motor vehicle & parts dealers .....	516	3 865	17 762	28	10	6	6	5	—	1	—	—	—	
4411	Automobile dealers .....	376	3 135	14 672	11	3	2	1	4	—	1	—	—	—	
44111	New car dealers .....	318	2 717	12 116	4	—	—	—	3	—	1	—	—	—	
441110	New car dealers .....	318	2 717	12 116	4	—	—	—	3	—	1	—	—	—	
444	Bldg material & garden equip & supp dealers .....	194	1 192	4 826	21	9	7	2	3	—	—	—	—	—	
4441	Building material & supplies dealers .....	123	964	3 710	14	8	2	2	2	—	—	—	—	—	
44419	Other building material dealers .....	105	872	3 312	9	4	1	2	2	—	—	—	—	—	
444190	Other building material dealers .....	105	872	3 312	9	4	1	2	2	—	—	—	—	—	
445	Food & beverage stores .....	434	1 290	5 446	16	7	5	—	2	—	2	—	—	—	
4451	Grocery stores .....	406	1 197	5 082	10	4	2	—	2	—	2	—	—	—	
44511	Grocery (except convenience) stores .....	396	1 168	4 896	7	2	1	—	2	—	2	—	—	—	
445110	Grocery (except convenience) stores .....	396	1 168	4 896	7	2	1	—	2	—	2	—	—	—	
452	General merchandise stores .....	(E)	(D)	(D)	7	3	2	—	1	—	—	1	—	—	
4529	Other general merchandise stores .....	(E)	(D)	(D)	7	3	2	—	1	—	—	1	—	—	
45291	Warehouse clubs & superstores .....	(E)	(D)	(D)	1	—	—	—	—	—	—	1	—	—	
453	Miscellaneous store retailers .....	118	306	1 307	16	8	5	1	2	—	—	—	—	—	
<b>48-49</b>	<b>Transportation &amp; warehousing</b> .....	<b>121</b>	<b>689</b>	<b>3 092</b>	<b>27</b>	<b>21</b>	<b>2</b>	<b>2</b>	<b>2</b>	—	—	—	—	—	
<b>51</b>	<b>Information</b> .....	<b>218</b>	<b>1 615</b>	<b>5 094</b>	<b>14</b>	<b>8</b>	<b>1</b>	<b>3</b>	<b>1</b>	—	<b>1</b>	—	—	—	
514	Information & data processing services .....	(C)	(D)	(D)	2	—	—	—	1	—	1	—	—	—	
5142	Data processing services .....	(C)	(D)	(D)	2	—	—	—	1	—	1	—	—	—	
51421	Data processing services .....	(C)	(D)	(D)	2	—	—	—	1	—	1	—	—	—	
<b>52</b>	<b>Finance &amp; insurance</b> .....	<b>192</b>	<b>1 294</b>	<b>4 967</b>	<b>26</b>	<b>16</b>	<b>5</b>	<b>3</b>	<b>1</b>	<b>1</b>	—	—	—	—	
522	Credit intermediation & related activities .....	161	1 062	4 103	15	7	4	2	1	1	—	—	—	—	
5221	Depository credit intermediation .....	(C)	(D)	(D)	8	—	4	2	1	1	—	—	—	—	
52211	Commercial banking .....	135	886	3 584	7	—	4	1	1	1	—	—	—	—	
522110	Commercial banking .....	135	886	3 584	7	—	4	1	1	1	—	—	—	—	
<b>53</b>	<b>Real estate &amp; rental &amp; leasing</b> .....	<b>189</b>	<b>770</b>	<b>3 181</b>	<b>39</b>	<b>28</b>	<b>9</b>	—	<b>1</b>	<b>1</b>	—	—	—	—	
531	Real estate .....	143	552	2 086	28	22	4	—	1	1	—	—	—	—	
<b>54</b>	<b>Professional, scientific &amp; technical services</b> .....	<b>249</b>	<b>1 290</b>	<b>5 412</b>	<b>60</b>	<b>43</b>	<b>10</b>	<b>5</b>	<b>2</b>	—	—	—	—	—	
541	Professional, scientific & technical services .....	249	1 290	5 412	60	43	10	5	2	—	—	—	—	—	
<b>56</b>	<b>Admin, support, waste mgt, remediation services</b> .....	<b>566</b>	<b>1 789</b>	<b>8 346</b>	<b>38</b>	<b>20</b>	<b>5</b>	<b>8</b>	<b>3</b>	<b>1</b>	<b>1</b>	—	—	—	
561	Administrative & support services .....	(F)	(D)	(D)	35	19	4	8	2	1	1	—	—	—	
5613	Employment services .....	(C)	(D)	(D)	1	—	—	—	—	—	1	—	—	—	
56132	Temporary help services .....	(C)	(D)	(D)	1	—	—	—	—	—	1	—	—	—	
5617	Services to buildings & dwellings .....	203	813	3 265	21	12	2	5	1	1	—	—	—	—	
<b>61</b>	<b>Educational services</b> .....	<b>(G)</b>	<b>(D)</b>	<b>(D)</b>	<b>7</b>	<b>4</b>	<b>1</b>	—	—	—	—	<b>1</b>	<b>1</b>	—	
611	Educational services .....	(G)	(D)	(D)	7	4	1	—	—	—	—	1	1	—	
6113	Colleges, universities & professional schools ...	(G)	(D)	(D)	2	—	—	—	—	—	—	1	1	—	
61131	Colleges, universities & professional schools .	(G)	(D)	(D)	2	—	—	—	—	—	—	1	1	—	
<b>62</b>	<b>Health care and social assistance</b> .....	<b>429</b>	<b>1 940</b>	<b>8 109</b>	<b>54</b>	<b>28</b>	<b>9</b>	<b>12</b>	<b>5</b>	—	—	—	—	—	
621	Ambulatory health care services .....	201	1 332	5 470	30	17	6	5	2	—	—	—	—	—	
624	Social assistance .....	(C)	(D)	(D)	22	11	2	6	3	—	—	—	—	—	
6244	Child day care services .....	163	401	1 760	15	6	2	4	3	—	—	—	—	—	
62441	Child day care services .....	163	401	1 760	15	6	2	4	3	—	—	—	—	—	
624410	Child day care services .....	163	401	1 760	15	6	2	4	3	—	—	—	—	—	
<b>71</b>	<b>Arts, entertainment &amp; recreation</b> .....	<b>217</b>	<b>569</b>	<b>2 967</b>	<b>23</b>	<b>10</b>	<b>6</b>	<b>3</b>	<b>4</b>	—	—	—	—	—	
713	Amusement, gambling & recreation industries ....	203	467	2 532	19	7	5	3	4	—	—	—	—	—	
7139	Other amusement & recreation industries .....	203	467	2 532	19	7	5	3	4	—	—	—	—	—	
<b>72</b>	<b>Accommodation &amp; food services</b> .....	<b>1 114</b>	<b>2 364</b>	<b>10 419</b>	<b>53</b>	<b>18</b>	<b>7</b>	<b>12</b>	<b>9</b>	<b>6</b>	<b>1</b>	—	—	—	
722	Food services & drinking places .....	1 094	2 326	10 310	50	17	6	11	9	6	1	—	—	—	
7221	Full-service restaurants .....	227	479	2 184	17	8	3	3	2	1	—	—	—	—	
72211	Full-service restaurants .....	227	479	2 184	17	8	3	3	2	1	—	—	—	—	
722110	Full-service restaurants .....	227	479	2 184	17	8	3	3	2	1	—	—	—	—	
7222	Limited-service eating places .....	793	1 657	7 189	29	8	2	8	5	5	1	—	—	—	
72221	Limited-service eating places .....	793	1 657	7 189	29	8	2	8	5	5	1	—	—	—	
<b>81</b>	<b>Other services (except public administration)</b> .....	<b>725</b>	<b>4 142</b>	<b>16 788</b>	<b>94</b>	<b>57</b>	<b>21</b>	<b>10</b>	<b>3</b>	<b>1</b>	<b>2</b>	—	—	—	
811	Repair & maintenance .....	140	688	2 980	31	21	6	3	1	—	—	—	—	—	
8111	Automotive repair & maintenance .....	127	617	2 654	23	14	5	3	1	—	—	—	—	—	
812	Personal & laundry services .....	119	489	2 027	22	15	5	1	—	1	—	—	—	—	
813	Religious, grantmaking, civic, prof & like organizations .....	466	2 965	11 781	41	21	10	6	2	—	2	—	—	—	
8131	Religious organizations .....	460	2 936	11 631	37	17	10	6	2	—	2	—	—	—	
81311	Religious organizations .....	460	2 936	11 631	37	17	10	6	2	—	2	—	—	—	
813110	Religious organizations .....	460	2 936	11 631	37	17	10	6	2	—	2	—	—	—	
<b>99</b>	<b>Unclassified establishments</b> .....	<b>5</b>	<b>19</b>	<b>128</b>	<b>6</b>	<b>6</b>	—	—	—	—	—	—	—	—	

See footnotes at end of table.

**Table 6. Counties—Employees, Payroll, and Establishments by Industry: 2001—Con.**

[Excludes most government employees, railroad employees, and self-employed persons. Size class 1 to 4 includes establishments with payroll, but no employees, during mid-March pay period. (D) denotes figures withheld to avoid disclosing data for individual companies; the data are included in broader industry totals. Detailed industries with 100 or more employees are shown if industry was not a (D). For explanation of terms, abbreviations, and data reliability/comparability, see introductory text]

NAICS code	Industry	Number of employees for week including March 12	Payroll (\$1,000)		Total number of establishments	Number of establishments by employment-size class								
			First quarter	Annual		1 to 4	5 to 9	10 to 19	20 to 49	50 to 99	100 to 249	250 to 499	500 to 999	1,000 or more
<b>JOHNSON</b>														
	<b>Total</b> .....	<b>4 758</b>	<b>23 716</b>	<b>100 217</b>	<b>479</b>	<b>274</b>	<b>96</b>	<b>53</b>	<b>41</b>	<b>10</b>	<b>3</b>	<b>2</b>	-	-
11	<b>Forestry, fishing, hunting, and agriculture support</b> .....	<b>6</b>	<b>28</b>	<b>132</b>	<b>4</b>	<b>4</b>	-	-	-	-	-	-	-	-
21	<b>Mining</b> .....	<b>152</b>	<b>958</b>	<b>5 809</b>	<b>15</b>	<b>6</b>	<b>5</b>	<b>2</b>	<b>2</b>	-	-	-	-	-
22	<b>Utilities</b> .....	<b>(B)</b>	<b>(D)</b>	<b>(D)</b>	<b>3</b>	<b>1</b>	-	<b>1</b>	<b>1</b>	-	-	-	-	-
23	<b>Construction</b> .....	<b>258</b>	<b>1 563</b>	<b>7 130</b>	<b>36</b>	<b>24</b>	<b>3</b>	<b>4</b>	<b>4</b>	<b>1</b>	-	-	-	-
31-33	<b>Manufacturing</b> .....	<b>382</b>	<b>2 450</b>	<b>10 016</b>	<b>14</b>	<b>8</b>	<b>2</b>	<b>1</b>	<b>1</b>	<b>1</b>	-	<b>1</b>	-	-
332	Fabricated metal product mfg .....	(E)	(D)	(D)	3	1	-	-	1	-	-	1	-	-
3329	Other fabricated metal product mfg .....	(E)	(D)	(D)	1	-	-	-	-	-	-	1	-	-
33291	Metal valve mfg .....	(E)	(D)	(D)	1	-	-	-	-	-	-	1	-	-
42	<b>Wholesale trade</b> .....	<b>132</b>	<b>1 053</b>	<b>4 455</b>	<b>21</b>	<b>10</b>	<b>7</b>	<b>2</b>	<b>2</b>	-	-	-	-	-
44-45	<b>Retail trade</b> .....	<b>1 410</b>	<b>5 277</b>	<b>22 519</b>	<b>118</b>	<b>60</b>	<b>26</b>	<b>17</b>	<b>11</b>	<b>2</b>	<b>1</b>	<b>1</b>	-	-
441	Motor vehicle & parts dealers .....	175	891	3 640	20	8	7	3	2	-	-	-	-	-
444	Bldg material & garden equip & supp dealers .....	132	653	3 021	10	7	1	-	1	1	-	-	-	-
4441	Building material & supplies dealers .....	(C)	(D)	(D)	8	5	1	-	1	1	-	-	-	-
445	Food & beverage stores .....	(C)	(D)	(D)	10	5	-	1	3	-	1	-	-	-
4451	Grocery stores .....	(C)	(D)	(D)	9	5	-	-	3	-	1	-	-	-
44511	Grocery (except convenience) stores .....	233	705	2 893	8	4	-	-	3	-	1	-	-	-
445110	Grocery (except convenience) stores .....	233	705	2 893	8	4	-	-	3	-	1	-	-	-
447	Gasoline stations .....	128	393	1 735	15	6	3	5	1	-	-	-	-	-
4471	Gasoline stations .....	128	393	1 735	15	6	3	5	1	-	-	-	-	-
44711	Gasoline stations with convenience stores .....	(C)	(D)	(D)	13	5	3	4	1	-	-	-	-	-
448	Clothing & clothing accessories stores .....	118	306	1 345	14	6	3	4	1	-	-	-	-	-
452	General merchandise stores .....	367	1 393	5 792	8	3	3	-	-	1	-	1	-	-
4521	Department stores .....	(E)	(D)	(D)	2	-	-	-	-	1	-	1	-	-
45211	Department stores .....	(E)	(D)	(D)	2	-	-	-	-	1	-	1	-	-
48-49	<b>Transportation &amp; warehousing</b> .....	<b>225</b>	<b>1 287</b>	<b>5 247</b>	<b>33</b>	<b>24</b>	<b>5</b>	<b>1</b>	<b>2</b>	<b>1</b>	-	-	-	-
484	Truck transportation .....	(C)	(D)	(D)	32	23	5	1	2	1	-	-	-	-
4841	General freight trucking .....	151	876	3 457	10	5	2	-	2	1	-	-	-	-
51	<b>Information</b> .....	<b>168</b>	<b>1 062</b>	<b>4 662</b>	<b>14</b>	<b>7</b>	<b>2</b>	<b>2</b>	<b>2</b>	<b>1</b>	-	-	-	-
513	Broadcasting & telecommunications .....	102	848	3 828	10	5	2	2	-	1	-	-	-	-
52	<b>Finance &amp; insurance</b> .....	<b>217</b>	<b>1 438</b>	<b>5 331</b>	<b>25</b>	<b>13</b>	<b>8</b>	<b>2</b>	<b>1</b>	<b>1</b>	-	-	-	-
522	Credit intermediation & related activities .....	190	1 287	4 703	17	7	6	2	1	1	-	-	-	-
5221	Depository credit intermediation .....	(C)	(D)	(D)	11	3	4	2	1	1	-	-	-	-
52211	Commercial banking .....	139	999	3 396	9	3	3	2	-	1	-	-	-	-
522110	Commercial banking .....	139	999	3 396	9	3	3	2	-	1	-	-	-	-
53	<b>Real estate &amp; rental &amp; leasing</b> .....	<b>52</b>	<b>189</b>	<b>740</b>	<b>11</b>	<b>8</b>	<b>2</b>	-	<b>1</b>	-	-	-	-	-
54	<b>Professional, scientific &amp; technical services</b> .....	<b>192</b>	<b>1 043</b>	<b>3 929</b>	<b>34</b>	<b>24</b>	<b>3</b>	<b>5</b>	<b>2</b>	-	-	-	-	-
541	Professional, scientific & technical services .....	192	1 043	3 929	34	24	3	5	2	-	-	-	-	-
55	<b>Management of companies &amp; enterprises</b> .....	<b>(A)</b>	<b>(D)</b>	<b>(D)</b>	<b>1</b>	<b>1</b>	-	-	-	-	-	-	-	-
56	<b>Admin, support, waste mgt, remediation services</b> .....	<b>134</b>	<b>573</b>	<b>2 636</b>	<b>14</b>	<b>8</b>	<b>4</b>	<b>1</b>	-	<b>1</b>	-	-	-	-
561	Administrative & support services .....	(C)	(D)	(D)	13	8	4	-	-	1	-	-	-	-
61	<b>Educational services</b> .....	<b>(A)</b>	<b>(D)</b>	<b>(D)</b>	<b>2</b>	<b>1</b>	<b>1</b>	-	-	-	-	-	-	-
62	<b>Health care and social assistance</b> .....	<b>655</b>	<b>4 415</b>	<b>17 630</b>	<b>53</b>	<b>33</b>	<b>10</b>	<b>5</b>	<b>2</b>	<b>1</b>	<b>2</b>	-	-	-
621	Ambulatory health care services .....	178	1 373	6 066	43	30	8	4	1	-	-	-	-	-
622	Hospitals .....	(C)	(D)	(D)	1	-	-	-	-	-	1	-	-	-
6221	General medical & surgical hospitals .....	(C)	(D)	(D)	1	-	-	-	-	-	1	-	-	-
62211	General medical & surgical hospitals .....	(C)	(D)	(D)	1	-	-	-	-	-	1	-	-	-
623	Nursing & residential care facilities .....	(C)	(D)	(D)	2	-	-	-	1	-	1	-	-	-
6231	Nursing care facilities .....	(C)	(D)	(D)	2	-	-	-	1	-	1	-	-	-
62311	Nursing care facilities .....	(C)	(D)	(D)	2	-	-	-	1	-	1	-	-	-
71	<b>Arts, entertainment &amp; recreation</b> .....	<b>9</b>	<b>27</b>	<b>128</b>	<b>3</b>	<b>2</b>	<b>1</b>	-	-	-	-	-	-	-
72	<b>Accommodation &amp; food services</b> .....	<b>510</b>	<b>1 168</b>	<b>5 275</b>	<b>33</b>	<b>11</b>	<b>6</b>	<b>5</b>	<b>10</b>	<b>1</b>	-	-	-	-
722	Food services & drinking places .....	458	1 018	4 642	30	10	5	5	9	1	-	-	-	-
7222	Limited-service eating places .....	387	856	3 747	20	4	4	3	8	1	-	-	-	-
72221	Limited-service eating places .....	387	856	3 747	20	4	4	3	8	1	-	-	-	-
81	<b>Other services (except public administration)</b> .....	<b>166</b>	<b>466</b>	<b>1 910</b>	<b>39</b>	<b>24</b>	<b>11</b>	<b>4</b>	-	-	-	-	-	-
99	<b>Unclassified establishments</b> .....	<b>17</b>	<b>31</b>	<b>89</b>	<b>6</b>	<b>5</b>	-	<b>1</b>	-	-	-	-	-	-

See footnotes at end of table.

**Table 6. Counties—Employees, Payroll, and Establishments by Industry: 2001—Con.**

[Excludes most government employees, railroad employees, and self-employed persons. Size class 1 to 4 includes establishments with payroll, but no employees, during mid-March pay period. (D) denotes figures withheld to avoid disclosing data for individual companies; the data are included in broader industry totals. Detailed industries with 100 or more employees are shown if industry was not a (D). For explanation of terms, abbreviations, and data reliability/comparability, see introductory text]

NAICS code	Industry	Number of employees for week including March 12	Payroll (\$1,000)		Total number of establishments	Number of establishments by employment-size class								
			First quarter	Annual		1 to 4	5 to 9	10 to 19	20 to 49	50 to 99	100 to 249	250 to 499	500 to 999	1,000 or more
<b>KENTON</b>														
	<b>Total</b> .....	<b>63 699</b>	<b>505 162</b>	<b>2 066 465</b>	<b>3 156</b>	<b>1 491</b>	<b>624</b>	<b>426</b>	<b>378</b>	<b>141</b>	<b>70</b>	<b>16</b>	<b>5</b>	<b>5</b>
11	Forestry, fishing, hunting, and agriculture support .....	(A)	(D)	(D)	1	1	—	—	—	—	—	—	—	—
22	Utilities .....	(B)	(D)	(D)	8	5	1	1	—	1	—	—	—	—
23	Construction .....	5 169	46 301	208 248	408	231	91	38	29	12	5	1	—	1
233	Building, developing & general contracting .....	2 499	25 682	115 278	117	65	22	14	8	3	3	1	—	1
2331	Land subdivision & land development .....	(C)	(D)	(D)	12	10	1	—	—	—	1	—	—	—
23311	Land subdivision & land development .....	(C)	(D)	(D)	12	10	1	—	—	—	1	—	—	—
2332	Residential building construction .....	(G)	(D)	(D)	84	51	17	8	4	1	1	1	—	1
23321	Single-family housing construction .....	1 758	17 608	82 095	80	48	17	8	4	1	—	1	—	1
233210	Single-family housing construction .....	1 758	17 608	82 095	80	48	17	8	4	1	—	1	—	1
23322	Multifamily housing construction .....	(C)	(D)	(D)	4	3	—	—	—	—	1	—	—	—
2333	Nonresidential building construction .....	497	5 134	22 125	21	4	4	6	4	2	1	—	—	—
23332	Commercial & institutional bldg construction ..	(E)	(D)	(D)	19	4	4	5	4	1	1	—	—	—
234	Heavy construction .....	375	4 021	17 829	16	5	3	1	6	1	—	—	—	—
2349	Other heavy construction .....	(E)	(D)	(D)	12	3	2	1	5	1	—	—	—	—
23491	Water, sewer & pipeline construction .....	265	2 770	12 448	7	—	2	—	4	1	—	—	—	—
234910	Water, sewer & pipeline construction .....	265	2 770	12 448	7	—	2	—	4	1	—	—	—	—
235	Special trade contractors .....	2 295	16 598	75 141	275	161	66	23	15	8	2	—	—	—
2351	Plumbing, heating & AC contractor .....	613	5 145	22 058	52	22	13	6	9	2	—	—	—	—
23511	Plumbing, heating & AC contractor .....	613	5 145	22 058	52	22	13	6	9	2	—	—	—	—
235110	Plumbing, heating & AC contractor .....	613	5 145	22 058	52	22	13	6	9	2	—	—	—	—
2352	Painting & wall covering contractors .....	268	1 852	8 453	41	26	9	3	1	2	—	—	—	—
23521	Painting & wall covering contractors .....	268	1 852	8 453	41	26	9	3	1	2	—	—	—	—
235210	Painting & wall covering contractors .....	268	1 852	8 453	41	26	9	3	1	2	—	—	—	—
2353	Electrical contractors .....	387	3 095	15 246	39	22	9	2	3	3	—	—	—	—
23531	Electrical contractors .....	387	3 095	15 246	39	22	9	2	3	3	—	—	—	—
235310	Electrical contractors .....	387	3 095	15 246	39	22	9	2	3	3	—	—	—	—
2354	Masonry, drywall, insulation, tile contractors ..	507	3 490	15 225	26	12	8	3	—	1	2	—	—	—
23542	Drywall, acoustical & insulation contractors ..	420	2 774	12 666	9	3	2	1	—	1	2	—	—	—
235420	Drywall, acoustical & insulation contractors ..	420	2 774	12 666	9	3	2	1	—	1	2	—	—	—
2355	Carpentry & floor contractors .....	162	838	3 679	43	34	6	2	1	—	—	—	—	—
23551	Carpentry contractors .....	136	717	3 087	36	29	4	2	1	—	—	—	—	—
235510	Carpentry contractors .....	136	717	3 087	36	29	4	2	1	—	—	—	—	—
2357	Concrete contractors .....	124	633	3 431	24	13	7	4	—	—	—	—	—	—
23571	Concrete contractors .....	124	633	3 431	24	13	7	4	—	—	—	—	—	—
235710	Concrete contractors .....	124	633	3 431	24	13	7	4	—	—	—	—	—	—
2359	Other special trade contractors .....	156	1 177	5 428	34	21	10	3	—	—	—	—	—	—
31-33	<b>Manufacturing</b> .....	<b>7 190</b>	<b>73 097</b>	<b>275 474</b>	<b>165</b>	<b>42</b>	<b>35</b>	<b>25</b>	<b>31</b>	<b>11</b>	<b>16</b>	<b>3</b>	<b>2</b>	<b>—</b>
311	Food mfg .....	546	8 020	28 922	9	1	3	2	—	1	2	—	—	—
3113	Sugar & confectionery product mfg .....	(C)	(D)	(D)	2	—	1	—	—	—	1	—	—	—
31134	Nonchocolate confectionery mfg .....	(C)	(D)	(D)	1	—	—	—	—	—	1	—	—	—
3119	Other food mfg .....	(E)	(D)	(D)	3	—	1	1	—	—	1	—	—	—
31194	Seasoning & dressing mfg .....	(C)	(D)	(D)	2	—	1	—	—	—	1	—	—	—
313	Textile mills .....	(F)	(D)	(D)	4	—	—	—	—	1	2	1	—	—
3132	Fabric mills .....	(F)	(D)	(D)	3	—	—	—	—	—	2	1	—	—
31322	Narrow fabric mills & schiffli mach embroidery .....	(E)	(D)	(D)	2	—	—	—	—	—	1	1	—	—
31323	Nonwoven fabric mills .....	(C)	(D)	(D)	1	—	—	—	—	—	1	—	—	—
321	Wood product mfg .....	177	1 142	5 093	4	—	1	—	2	1	—	—	—	—
3212	Veneer, plywood & engineered wood product mfg .....	(C)	(D)	(D)	2	—	—	—	1	1	—	—	—	—
32121	Veneer, plywood & engineered wood product mfg .....	(C)	(D)	(D)	2	—	—	—	1	1	—	—	—	—
322	Paper mfg .....	744	5 598	22 726	11	1	1	1	5	1	1	1	—	—
3222	Converted paper product mfg .....	744	5 598	22 726	11	1	1	1	5	1	1	1	—	—
32221	Paperboard container mfg .....	(C)	(D)	(D)	5	1	—	—	4	—	—	—	—	—
32222	Paper bag & coated & treated paper mfg .....	525	4 042	16 063	5	—	1	1	1	—	1	1	—	—
323	Printing & related support activities .....	210	1 419	5 494	19	7	6	2	4	—	—	—	—	—
3231	Printing & related support activities .....	210	1 419	5 494	19	7	6	2	4	—	—	—	—	—
32311	Printing .....	(C)	(D)	(D)	16	7	5	1	3	—	—	—	—	—
325	Chemical mfg .....	696	7 014	28 900	11	1	3	2	2	1	1	1	—	—
3256	Soap, cleaners & toilet preparation mfg .....	528	5 153	20 956	3	—	—	—	1	—	1	1	—	—
32561	Soap & cleaning compound mfg .....	(C)	(D)	(D)	1	—	—	—	—	—	1	—	—	—
32562	Toilet preparation mfg .....	(E)	(D)	(D)	2	—	—	—	1	—	—	1	—	—
326	Plastics & rubber products mfg .....	565	4 324	15 764	11	2	1	1	3	1	3	—	—	—
3261	Plastics product mfg .....	(E)	(D)	(D)	8	1	1	1	2	1	2	—	—	—
32615	Foam product (exc polystyrene) mfg .....	(C)	(D)	(D)	2	—	—	—	1	—	—	—	—	—
32619	Other plastics product mfg .....	318	1 976	7 983	5	—	1	1	1	—	2	—	—	—
326199	All other plastics product mfg .....	318	1 976	7 983	5	—	1	1	1	—	2	—	—	—
3262	Rubber product mfg .....	(C)	(D)	(D)	3	1	—	—	1	—	1	—	—	—
32622	Rubber & plastics hoses & belting mfg .....	(C)	(D)	(D)	1	—	—	—	—	—	1	—	—	—
332	Fabricated metal product mfg .....	709	6 755	24 963	31	8	9	7	3	1	3	—	—	—
3322	Cutlery & handtool mfg .....	(C)	(D)	(D)	3	—	1	1	—	—	1	—	—	—
33221	Cutlery & handtool mfg .....	(C)	(D)	(D)	3	—	1	1	—	—	1	—	—	—
3325	Hardware mfg .....	(C)	(D)	(D)	2	—	—	—	—	1	1	—	—	—
33251	Hardware mfg .....	(C)	(D)	(D)	2	—	—	—	—	1	1	—	—	—
3329	Other fabricated metal product mfg .....	155	1 400	5 462	4	—	1	1	—	—	1	—	—	—
33299	All other fabricated metal product mfg .....	155	1 400	5 462	4	—	1	1	—	—	1	—	—	—

See footnotes at end of table.

**Table 6. Counties—Employees, Payroll, and Establishments by Industry: 2001—Con.**

[Excludes most government employees, railroad employees, and self-employed persons. Size class 1 to 4 includes establishments with payroll, but no employees, during mid-March pay period. (D) denotes figures withheld to avoid disclosing data for individual companies; the data are included in broader industry totals. Detailed industries with 100 or more employees are shown if industry was not a (D). For explanation of terms, abbreviations, and data reliability/comparability, see introductory text]

NAICS code	Industry	Number of employees for week including March 12	Payroll (\$1,000)		Total number of establishments	Number of establishments by employment-size class																				
			First quarter	Annual		1 to 4	5 to 9	10 to 19	20 to 49	50 to 99	100 to 249	250 to 499	500 to 999	1,000 or more												
<b>KENTON—Con.</b>																										
<b>31-33 Manufacturing—Con.</b>																										
333	Machinery mfg .....	1 901	26 152	92 094	23	4	4	6	3	3	1	—	2	—												
3331	Ag, construction & mining machinery mfg .....	(C)	(D)	(D)	1	—	—	—	—	—	1	—	—	—												
33312	Construction machinery mfg .....	(C)	(D)	(D)	1	—	—	—	—	—	1	—	—	—												
3335	Metalworking machinery mfg .....	965	13 468	47 312	7	1	2	—	2	1	—	—	1	—												
33351	Metalworking machinery mfg .....	965	13 468	47 312	7	1	2	—	2	1	—	—	1	—												
3339	Other general purpose machinery mfg .....	666	9 979	33 859	6	—	2	1	1	1	—	—	1	—												
33399	All other general purpose machinery mfg .....	666	9 979	33 859	6	—	2	1	1	1	—	—	1	—												
334	Computer & electronic product mfg .....	(C)	(D)	(D)	4	2	1	—	—	—	1	—	—	—												
3344	Semiconductor & oth electronic component mfg .....	(C)	(D)	(D)	2	—	1	—	—	—	1	—	—	—												
33441	Semiconductor & oth electronic component mfg .....	(C)	(D)	(D)	2	—	1	—	—	—	1	—	—	—												
335	Electrical equip, appliance & component mfg .....	108	903	3 770	4	—	1	—	2	1	—	—	—	—												
339	Miscellaneous mfg .....	477	3 046	14 648	16	8	1	2	3	—	2	—	—	—												
3399	Other miscellaneous mfg .....	445	2 885	13 978	8	2	1	—	3	—	2	—	—	—												
33995	Sign mfg .....	(C)	(D)	(D)	4	1	1	—	1	—	1	—	—	—												
33999	All other misc mfg .....	(C)	(D)	(D)	1	—	—	—	—	—	1	—	—	—												
<b>42</b>	<b>Wholesale trade .....</b>	<b>3 207</b>	<b>35 424</b>	<b>144 829</b>	<b>194</b>	<b>94</b>	<b>39</b>	<b>21</b>	<b>23</b>	<b>12</b>	<b>5</b>	—	—	—												
421	Wholesale trade, durable goods .....	2 142	25 223	101 997	136	65	30	13	18	7	3	—	—	—												
4211	Motor vehicle, motor vehicle pt & supply whsle .....	178	1 535	6 794	16	6	5	3	1	1	—	—	—	—												
4213	Lumber & other construction materials whsle ...	167	1 524	6 051	9	3	2	—	3	1	—	—	—	—												
42131	Lumber, plywood, millwork & wood panel whsle .....	146	1 318	5 139	5	1	—	—	3	1	—	—	—	—												
421310	Lumber, plywood, millwork & wood panel whsle .....	146	1 318	5 139	5	1	—	—	3	1	—	—	—	—												
4214	Professional & commercial equip & supp whsle .....	418	5 275	22 512	22	14	5	—	1	1	1	—	—	—												
42143	Computer & peripheral equip & software whsle .....	246	3 538	16 236	7	4	2	—	—	—	1	—	—	—												
421430	Computer & peripheral equip & software whsle .....	246	3 538	16 236	7	4	2	—	—	—	1	—	—	—												
42145	Medical, dental, hospital equip & supp whsle .....	114	999	4 056	9	6	2	—	—	1	—	—	—	—												
421450	Medical, dental, hospital equip & supp whsle .....	114	999	4 056	9	6	2	—	—	1	—	—	—	—												
4215	Metal & mineral (except petroleum) whsle .....	153	1 620	6 846	9	4	1	1	2	1	—	—	—	—												
42151	Metal service centers & offices whsle .....	110	1 250	5 127	5	1	1	1	1	1	—	—	—	—												
421510	Metal service centers & offices whsle .....	110	1 250	5 127	5	1	1	1	1	1	—	—	—	—												
4216	Electrical goods whsle .....	438	7 627	28 537	15	8	1	1	3	—	2	—	—	—												
42161	Elec equip, wiring supp, const material whsle .....	169	2 298	8 432	9	5	1	1	1	—	1	—	—	—												
421610	Elec equip, wiring supp, const material whsle .....	169	2 298	8 432	9	5	1	1	1	—	1	—	—	—												
42169	Other electronic parts & equipment whsle .....	269	5 329	20 105	6	3	—	—	2	—	1	—	—	—												
421690	Other electronic parts & equipment whsle .....	269	5 329	20 105	6	3	—	—	2	—	1	—	—	—												
4217	Hardware, plumb & heating equip & sup whsle .....	141	1 040	4 841	9	2	4	1	1	1	—	—	—	—												
42173	Warm air heating & AC equip & supplies whsle .....	(C)	(D)	(D)	4	—	2	—	1	1	—	—	—	—												
4218	Machinery, equipment & supplies whsle .....	548	5 980	23 630	41	16	11	7	5	2	—	—	—	—												
42183	Industrial machinery & equipment whsle .....	420	4 654	18 436	26	8	8	4	4	2	—	—	—	—												
421830	Industrial machinery & equipment whsle .....	420	4 654	18 436	26	8	8	4	4	2	—	—	—	—												
422	Wholesale trade, nondurable goods .....	1 065	10 201	42 832	58	29	9	8	5	5	2	—	—	—												
4221	Paper & paper product whsle .....	225	2 721	10 904	9	3	—	4	1	—	1	—	—	—												
42211	Printing & writing paper whsle .....	(C)	(D)	(D)	2	—	—	1	—	—	1	—	—	—												
4224	Grocery & related product whsle .....	435	3 737	16 802	17	8	2	3	1	2	1	—	—	—												
42247	Meat & meat product whsle .....	129	1 033	5 034	5	1	1	1	1	1	—	—	—	—												
422470	Meat & meat product whsle .....	129	1 033	5 034	5	1	1	1	1	1	—	—	—	—												
42249	Other grocery & related products whsle .....	234	1 974	8 826	5	2	—	2	—	—	1	—	—	—												
422490	Other grocery & related products whsle .....	234	1 974	8 826	5	2	—	2	—	—	1	—	—	—												
4228	Beer, wine, distilled alcoholic beverage whsle ..	196	1 651	7 162	5	1	—	1	1	2	—	—	—	—												
42281	Beer & ale whsle .....	(C)	(D)	(D)	4	1	—	—	1	2	—	—	—	—												
<b>44-45</b>	<b>Retail trade .....</b>	<b>6 196</b>	<b>27 130</b>	<b>108 891</b>	<b>412</b>	<b>171</b>	<b>95</b>	<b>79</b>	<b>40</b>	<b>17</b>	<b>8</b>	<b>2</b>	—	—												
441	Motor vehicle & parts dealers .....	384	2 561	11 532	37	19	8	5	3	2	—	—	—	—												
4411	Automobile dealers .....	260	1 737	7 507	15	9	1	1	2	2	—	—	—	—												
44111	New car dealers .....	242	1 620	7 037	7	2	—	1	2	2	—	—	—	—												
441110	New car dealers .....	242	1 620	7 037	7	2	—	1	2	2	—	—	—	—												
4413	Automotive parts, accessories & tire stores .....	107	714	3 533	17	7	5	4	1	—	—	—	—	—												
442	Furniture & home furnishing stores .....	174	1 204	4 636	15	6	4	3	1	1	—	—	—	—												
443	Electronics & appliance stores .....	129	1 304	3 491	18	8	6	2	2	—	—	—	—	—												
4431	Electronics & appliance stores .....	129	1 304	3 491	18	8	6	2	2	—	—	—	—	—												
444	Bldg material & garden equip & supp dealers .....	594	4 639	18 312	40	15	9	7	7	—	2	—	—	—												
4441	Building material & supplies dealers .....	562	4 552	17 947	36	13	8	7	6	—	2	—	—	—												
44411	Home centers .....	(C)	(D)	(D)	1	—	—	—	—	—	1	—	—	—												
44419	Other building material dealers .....	335	3 348	13 179	25	9	7	4	4	—	1	—	—	—												
444190	Other building material dealers .....	335	3 348	13 179	25	9	7	4	4	—	1	—	—	—												

See footnotes at end of table.



**Table 6. Counties—Employees, Payroll, and Establishments by Industry: 2001—Con.**

[Excludes most government employees, railroad employees, and self-employed persons. Size class 1 to 4 includes establishments with payroll, but no employees, during mid-March pay period. (D) denotes figures withheld to avoid disclosing data for individual companies; the data are included in broader industry totals. Detailed industries with 100 or more employees are shown if industry was not a (D). For explanation of terms, abbreviations, and data reliability/comparability, see introductory text]

NAICS code	Industry	Number of employees for week including March 12	Payroll (\$1,000)		Total number of establishments	Number of establishments by employment-size class									
			First quarter	Annual		1 to 4	5 to 9	10 to 19	20 to 49	50 to 99	100 to 249	250 to 499	500 to 999	1,000 or more	
<b>KENTON—Con.</b>															
<b>44-45 Retail trade—Con.</b>															
445	Food & beverage stores .....	2 114	6 216	25 979	85	35	13	19	7	6	4	1	—	—	
4451	Grocery stores .....	1 865	5 150	21 356	51	17	7	11	5	6	4	1	—	—	
44511	Grocery (except convenience) stores .....	1 722	4 825	19 782	34	12	3	4	4	6	4	1	—	—	
445110	Grocery (except convenience) stores .....	1 722	4 825	19 782	34	12	3	4	4	6	4	1	—	—	
44512	Convenience stores .....	143	325	1 574	17	5	4	7	1	—	—	—	—	—	
445120	Convenience stores .....	143	325	1 574	17	5	4	7	1	—	—	—	—	—	
4452	Specialty food stores .....	133	462	1 956	17	7	4	5	1	—	—	—	—	—	
4453	Beer, wine & liquor stores .....	116	604	2 667	17	11	2	3	1	—	—	—	—	—	
44531	Beer, wine & liquor stores .....	116	604	2 667	17	11	2	3	1	—	—	—	—	—	
445310	Beer, wine & liquor stores .....	116	604	2 667	17	11	2	3	1	—	—	—	—	—	
446	Health & personal care stores .....	558	2 364	10 657	32	7	7	10	4	4	—	—	—	—	
4461	Health & personal care stores .....	558	2 364	10 657	32	7	7	10	4	4	—	—	—	—	
44611	Pharmacies & drug stores .....	518	2 211	10 010	24	4	3	9	4	4	—	—	—	—	
446110	Pharmacies & drug stores .....	518	2 211	10 010	24	4	3	9	4	4	—	—	—	—	
447	Gasoline stations .....	577	1 965	7 771	55	15	14	18	8	—	—	—	—	—	
4471	Gasoline stations .....	577	1 965	7 771	55	15	14	18	8	—	—	—	—	—	
44711	Gasoline stations with convenience stores .....	517	1 762	6 943	42	6	12	16	8	—	—	—	—	—	
447110	Gasoline stations with convenience stores .....	517	1 762	6 943	42	6	12	16	8	—	—	—	—	—	
448	Clothing & clothing accessories stores .....	280	889	3 407	30	16	9	3	—	2	—	—	—	—	
4481	Clothing stores .....	195	450	1 709	13	8	1	2	—	2	—	—	—	—	
44814	Family clothing stores .....	(C)	(D)	(D)	2	—	—	—	—	2	—	—	—	—	
451	Sporting goods, hobby, book & music stores .....	129	847	2 938	17	9	4	3	1	—	—	—	—	—	
4511	Sporting goods, hobby, musical instrument stores .....	113	803	2 761	13	6	3	3	1	—	—	—	—	—	
452	General merchandise stores .....	669	2 488	9 865	13	2	5	2	1	—	2	1	—	—	
4521	Department stores .....	583	2 251	8 861	3	—	—	—	—	—	2	1	—	—	
45211	Department stores .....	583	2 251	8 861	3	—	—	—	—	—	2	1	—	—	
452110	Department stores .....	583	2 251	8 861	3	—	—	—	—	—	2	1	—	—	
453	Miscellaneous store retailers .....	337	1 226	5 813	55	33	13	6	3	—	—	—	—	—	
4532	Office supplies, stationery & gift stores .....	101	399	1 887	16	10	3	2	1	—	—	—	—	—	
454	Nonstore retailers .....	251	1 427	4 490	15	6	3	1	3	2	—	—	—	—	
4541	Electronic shopping & mail-order houses .....	161	962	2 594	6	2	—	—	3	1	—	—	—	—	
45411	Electronic shopping & mail-order houses .....	161	962	2 594	6	2	—	—	3	1	—	—	—	—	
454110	Electronic shopping & mail-order houses .....	161	962	2 594	6	2	—	—	3	1	—	—	—	—	
<b>48-49</b>	<b>Transportation &amp; warehousing .....</b>	<b>8 227</b>	<b>74 252</b>	<b>330 536</b>	<b>114</b>	<b>39</b>	<b>20</b>	<b>18</b>	<b>22</b>	<b>9</b>	<b>3</b>	<b>1</b>	<b>—</b>	<b>2</b>	
481	Air transportation .....	(H)	(D)	(D)	7	—	—	—	4	2	—	—	—	1	
4811	Scheduled air transportation .....	(H)	(D)	(D)	6	—	—	—	4	1	—	—	—	1	
48111	Scheduled air transportation .....	(H)	(D)	(D)	6	—	—	—	4	1	—	—	—	1	
484	Truck transportation .....	994	8 093	33 217	45	18	8	8	9	—	1	1	—	—	
4841	General freight trucking .....	764	6 306	25 244	26	8	5	4	8	—	—	1	—	—	
48411	General freight trucking, local .....	139	854	3 234	11	5	2	1	3	—	—	—	—	—	
484110	General freight trucking, local .....	139	854	3 234	11	5	2	1	3	—	—	—	—	—	
48412	General freight trucking, long-distance .....	625	5 452	22 010	15	3	3	3	5	—	—	1	—	—	
484121	General freight trucking, long-distance, TL .....	451	3 856	16 056	9	3	3	2	—	—	—	1	—	—	
484122	General freight trucking, long-distance, LTL .....	174	1 596	5 954	6	—	—	1	5	—	—	—	—	—	
4842	Specialized freight trucking .....	230	1 787	7 973	19	10	3	4	1	—	1	—	—	—	
48421	Used household & office goods moving .....	168	1 406	6 145	5	1	—	2	1	—	1	—	—	—	
484210	Used household & office goods moving .....	168	1 406	6 145	5	1	—	2	1	—	1	—	—	—	
485	Transit & ground passenger transportation .....	121	448	944	3	—	—	1	1	1	—	—	—	—	
487	Scenic & sightseeing transportation .....	(C)	(D)	(D)	3	1	1	—	—	1	—	—	—	—	
4872	Scenic & sightseeing transportation, water .....	(C)	(D)	(D)	3	1	1	—	—	1	—	—	—	—	
48721	Scenic & sightseeing transportation, water .....	(C)	(D)	(D)	3	1	1	—	—	1	—	—	—	—	
488	Transportation support activities .....	756	6 343	24 176	39	13	9	8	4	3	2	—	—	—	
4881	Air transportation support activities .....	(C)	(D)	(D)	2	1	—	—	—	—	1	—	—	—	
48811	Airport operations .....	(C)	(D)	(D)	2	1	—	—	—	—	1	—	—	—	
4882	Rail transportation support activities .....	(C)	(D)	(D)	3	—	—	1	—	1	1	—	—	—	
48821	Rail transportation support activities .....	(C)	(D)	(D)	3	—	—	1	—	1	1	—	—	—	
4885	Freight transportation arrangement .....	327	2 939	11 790	29	11	7	6	4	1	—	—	—	—	
48851	Freight transportation arrangement .....	327	2 939	11 790	29	11	7	6	4	1	—	—	—	—	
488510	Freight transportation arrangement .....	327	2 939	11 790	29	11	7	6	4	1	—	—	—	—	
492	Couriers & messengers .....	(G)	(D)	(D)	11	4	—	—	4	2	—	—	—	1	
4921	Couriers .....	(G)	(D)	(D)	8	3	—	—	2	2	—	—	—	1	
49211	Couriers .....	(G)	(D)	(D)	8	3	—	—	2	2	—	—	—	1	
<b>51</b>	<b>Information .....</b>	<b>817</b>	<b>7 740</b>	<b>28 826</b>	<b>40</b>	<b>17</b>	<b>6</b>	<b>5</b>	<b>7</b>	<b>3</b>	<b>2</b>	<b>—</b>	<b>—</b>	<b>—</b>	
511	Publishing industries .....	243	2 557	9 315	5	1	—	1	1	1	1	—	—	—	
5111	Newspaper, periodical, book, database publishers .....	(C)	(D)	(D)	3	—	—	—	1	1	1	—	—	—	
51112	Periodical publishers .....	(C)	(D)	(D)	3	—	—	—	1	1	1	—	—	—	
512	Motion picture & sound recording industries .....	100	568	3 145	9	6	1	—	1	1	—	—	—	—	
513	Broadcasting & telecommunications .....	427	4 269	15 012	23	10	4	3	4	1	1	—	—	—	
5131	Radio & television broadcasting .....	108	1 054	1 277	6	—	3	1	1	1	—	—	—	—	
51311	Radio broadcasting .....	108	1 054	1 277	6	—	3	1	1	1	—	—	—	—	
513112	Radio stations .....	108	1 054	1 277	6	—	3	1	1	1	—	—	—	—	
5132	Cable networks & program distribution .....	(C)	(D)	(D)	4	1	—	—	2	—	1	—	—	—	
51322	Cable & other program distribution .....	(C)	(D)	(D)	4	1	—	—	2	—	1	—	—	—	

See footnotes at end of table.

**Table 6. Counties—Employees, Payroll, and Establishments by Industry: 2001—Con.**

[Excludes most government employees, railroad employees, and self-employed persons. Size class 1 to 4 includes establishments with payroll, but no employees, during mid-March pay period. (D) denotes figures withheld to avoid disclosing data for individual companies; the data are included in broader industry totals. Detailed industries with 100 or more employees are shown if industry was not a (D). For explanation of terms, abbreviations, and data reliability/compatibility, see introductory text]

NAICS code	Industry	Number of employees for week including March 12	Payroll (\$1,000)		Total number of establishments	Number of establishments by employment-size class								
			First quarter	Annual		1 to 4	5 to 9	10 to 19	20 to 49	50 to 99	100 to 249	250 to 499	500 to 999	1,000 or more
<b>KENTON—Con.</b>														
<b>52</b>	<b>Finance &amp; insurance</b> .....	<b>1 523</b>	<b>15 104</b>	<b>60 858</b>	<b>192</b>	<b>99</b>	<b>59</b>	<b>22</b>	<b>8</b>	<b>2</b>	<b>2</b>	—	—	—
522	Credit intermediation & related activities .....	1 102	9 940	40 344	100	30	45	16	6	1	2	—	—	—
5221	Depository credit intermediation .....	648	5 235	19 564	59	8	35	10	4	1	1	—	—	—
52211	Commercial banking .....	546	4 504	16 559	46	3	31	7	3	1	1	—	—	—
522110	Commercial banking .....	546	4 504	16 559	46	3	31	7	3	1	1	—	—	—
5222	Nondepository credit intermediation .....	312	3 279	13 120	20	11	4	4	—	—	1	—	—	—
52229	Other nondepository credit intermediation .....	(E)	(D)	(D)	18	11	4	2	—	—	1	—	—	—
522292	Real estate credit .....	242	2 228	9 263	8	5	—	2	—	—	1	—	—	—
5223	Activities related to credit intermediation .....	142	1 426	7 660	21	11	6	2	2	—	—	—	—	—
52231	Mortgage & nonmortgage brokers .....	108	1 041	6 130	13	7	3	1	2	—	—	—	—	—
522310	Mortgage & nonmortgage brokers .....	108	1 041	6 130	13	7	3	1	2	—	—	—	—	—
524	Insurance carriers & related activities .....	327	3 455	14 412	70	52	13	2	2	1	—	—	—	—
5242	Agencies & other insurance related activities .....	264	2 496	11 115	58	44	10	2	1	1	—	—	—	—
52421	Insurance agencies & brokerages .....	249	2 386	10 702	53	39	10	2	1	1	—	—	—	—
524210	Insurance agencies & brokerages .....	249	2 386	10 702	53	39	10	2	1	1	—	—	—	—
<b>53</b>	<b>Real estate &amp; rental &amp; leasing</b> .....	<b>735</b>	<b>5 095</b>	<b>19 249</b>	<b>123</b>	<b>70</b>	<b>25</b>	<b>22</b>	<b>6</b>	—	—	—	—	—
531	Real estate .....	426	3 102	12 341	95	66	16	11	2	—	—	—	—	—
5311	Lessors of real estate .....	197	1 549	5 792	42	28	8	5	1	—	—	—	—	—
53111	Lessors of residential buildings & dwellings .....	154	1 028	4 360	30	19	6	4	1	—	—	—	—	—
531110	Lessors of residential buildings & dwellings .....	154	1 028	4 360	30	19	6	4	1	—	—	—	—	—
5313	Activities related to real estate .....	147	878	3 900	29	20	4	4	1	—	—	—	—	—
53131	Real estate property managers .....	122	717	3 032	15	7	3	4	1	—	—	—	—	—
531311	Residential property managers .....	105	599	2 581	10	3	2	4	1	—	—	—	—	—
532	Rental & leasing services .....	309	1 993	6 908	28	4	9	11	4	—	—	—	—	—
5322	Consumer goods rental .....	121	467	1 915	13	1	5	7	—	—	—	—	—	—
<b>54</b>	<b>Professional, scientific &amp; technical services</b> .....	<b>2 661</b>	<b>29 397</b>	<b>112 949</b>	<b>307</b>	<b>198</b>	<b>47</b>	<b>34</b>	<b>19</b>	<b>8</b>	—	<b>1</b>	—	—
541	Professional, scientific & technical services .....	2 661	29 397	112 949	307	198	47	34	19	8	—	1	—	—
5411	Legal services .....	618	6 557	32 524	100	73	10	9	7	1	—	—	—	—
54111	Offices of lawyers .....	567	6 182	30 313	93	70	8	7	7	1	—	—	—	—
541110	Offices of lawyers .....	567	6 182	30 313	93	70	8	7	7	1	—	—	—	—
5412	Accounting, tax prep, bookkeep, payroll services .....	768	3 784	16 511	46	28	5	7	3	2	—	1	—	—
54121	Accounting, tax prep, bookkeep, payroll services .....	768	3 784	16 511	46	28	5	7	3	2	—	1	—	—
541211	Offices of certified public accountants .....	360	3 020	13 986	27	14	2	6	3	2	—	—	—	—
5413	Architectural, engineering & related services .....	502	4 535	20 359	43	18	10	9	4	2	—	—	—	—
54133	Engineering services .....	365	3 557	15 541	26	11	5	5	3	2	—	—	—	—
541330	Engineering services .....	365	3 557	15 541	26	11	5	5	3	2	—	—	—	—
5415	Computer systems design & related services .....	214	3 247	12 981	33	21	7	3	1	1	—	—	—	—
54151	Computer systems design & related services .....	214	3 247	12 981	33	21	7	3	1	1	—	—	—	—
541512	Computer systems design services .....	113	1 810	6 916	15	10	2	—	1	—	—	—	—	—
5419	Oth professional, scientific, technical services .....	344	8 527	20 780	28	14	7	3	2	2	—	—	—	—
54191	Marketing research & public opinion polling .....	211	7 957	17 964	3	—	—	—	1	2	—	—	—	—
541910	Marketing research & public opinion polling .....	211	7 957	17 964	3	—	—	—	1	2	—	—	—	—
<b>55</b>	<b>Management of companies &amp; enterprises</b> .....	<b>1 973</b>	<b>45 068</b>	<b>177 631</b>	<b>40</b>	<b>14</b>	<b>4</b>	<b>4</b>	<b>9</b>	<b>3</b>	<b>5</b>	—	<b>1</b>	—
551	Management of companies & enterprises .....	1 973	45 068	177 631	40	14	4	4	9	3	5	—	1	—
5511	Management of companies & enterprises .....	1 973	45 068	177 631	40	14	4	4	9	3	5	—	1	—
55111	Management of companies & enterprises .....	1 973	45 068	177 631	40	14	4	4	9	3	5	—	1	—
<b>56</b>	<b>Admin. support, waste mgt, remediation services</b> .....	<b>3 811</b>	<b>17 359</b>	<b>70 184</b>	<b>144</b>	<b>63</b>	<b>31</b>	<b>20</b>	<b>14</b>	<b>7</b>	<b>4</b>	<b>5</b>	—	—
561	Administrative & support services .....	(H)	(D)	(D)	143	63	31	20	14	6	4	5	—	—
5611	Office administrative services .....	270	2 650	10 962	16	6	3	4	1	2	—	—	—	—
56111	Office administrative services .....	270	2 650	10 962	16	6	3	4	1	2	—	—	—	—
561110	Office administrative services .....	270	2 650	10 962	16	6	3	4	1	2	—	—	—	—
5613	Employment services .....	1 435	6 659	26 344	22	7	2	2	4	2	2	3	—	—
56132	Temporary help services .....	(G)	(D)	(D)	20	6	2	2	3	2	2	3	—	—
5614	Business support services .....	312	2 111	7 386	13	5	2	2	2	1	1	—	—	—
56142	Telephone call centers .....	228	1 498	5 318	6	1	2	—	2	—	1	—	—	—
5617	Services to buildings & dwellings .....	1 111	3 586	15 970	66	33	17	8	5	1	1	1	—	—
56172	Janitorial services .....	856	2 511	10 518	30	12	11	4	—	1	1	1	—	—
561720	Janitorial services .....	856	2 511	10 518	30	12	11	4	—	1	1	1	—	—
56173	Landscaping services .....	159	583	3 528	26	15	5	3	3	—	—	—	—	—
561730	Landscaping services .....	159	583	3 528	26	15	5	3	3	—	—	—	—	—
5619	Other support services .....	524	1 342	5 119	11	4	2	2	—	—	—	1	—	—
56199	All other support services .....	(E)	(D)	(D)	7	2	2	2	—	—	—	1	—	—
<b>61</b>	<b>Educational services</b> .....	<b>2 606</b>	<b>12 037</b>	<b>49 189</b>	<b>33</b>	<b>15</b>	<b>2</b>	<b>6</b>	<b>6</b>	<b>1</b>	<b>1</b>	<b>1</b>	—	<b>1</b>
611	Educational services .....	2 606	12 037	49 189	33	15	2	6	6	1	1	1	—	1
6111	Elementary & secondary schools .....	(G)	(D)	(D)	5	1	—	—	2	1	—	—	—	1
61111	Elementary & secondary schools .....	(G)	(D)	(D)	5	1	—	—	2	1	—	—	—	1
6112	Junior colleges .....	(C)	(D)	(D)	3	—	—	—	2	—	1	—	—	—
61121	Junior colleges .....	(C)	(D)	(D)	3	—	—	—	2	—	1	—	—	—
6113	Colleges, universities & professional schools .....	(E)	(D)	(D)	3	1	—	1	—	—	—	1	—	—
61131	Colleges, universities & professional schools .....	(E)	(D)	(D)	3	1	—	1	—	—	—	1	—	—

See footnotes at end of table.

**Table 6. Counties—Employees, Payroll, and Establishments by Industry: 2001—Con.**

[Excludes most government employees, railroad employees, and self-employed persons. Size class 1 to 4 includes establishments with payroll, but no employees, during mid-March pay period. (D) denotes figures withheld to avoid disclosing data for individual companies; the data are included in broader industry totals. Detailed industries with 100 or more employees are shown if industry was not a (D). For explanation of terms, abbreviations, and data reliability/comparability, see introductory text]

NAICS code	Industry	Number of employees for week including March 12	Payroll (\$1,000)		Total number of establishments	Number of establishments by employment-size class								
			First quarter	Annual		1 to 4	5 to 9	10 to 19	20 to 49	50 to 99	100 to 249	250 to 499	500 to 999	1,000 or more
<b>KENTON—Con.</b>														
<b>62</b>	<b>Health care and social assistance . . . . .</b>	<b>8 139</b>	<b>65 578</b>	<b>274 839</b>	<b>301</b>	<b>116</b>	<b>60</b>	<b>50</b>	<b>51</b>	<b>14</b>	<b>8</b>	<b>—</b>	<b>1</b>	<b>1</b>
621	Ambulatory health care services . . . . .	2 417	25 665	112 322	194	86	47	28	24	7	2	—	—	—
6211	Offices of physicians . . . . .	1 039	15 184	66 741	77	25	19	17	13	3	—	—	—	—
62111	Offices of physicians . . . . .	1 039	15 184	66 741	77	25	19	17	13	3	—	—	—	—
621111	Offices of physicians (exc mental health) . . . . .	991	14 836	65 164	70	23	15	16	13	3	—	—	—	—
6212	Offices of dentists . . . . .	332	2 122	10 432	49	25	14	8	2	—	—	—	—	—
62121	Offices of dentists . . . . .	332	2 122	10 432	49	25	14	8	2	—	—	—	—	—
621210	Offices of dentists . . . . .	332	2 122	10 432	49	25	14	8	2	—	—	—	—	—
6213	Offices of other health practitioners . . . . .	229	1 561	7 072	41	29	8	2	1	1	—	—	—	—
62134	Offices of PT, OT, speech therapy & audiology . . . . .	112	791	3 358	7	3	2	1	—	1	—	—	—	—
621340	Offices of PT, OT, speech therapy & audiology . . . . .	112	791	3 358	7	3	2	1	—	1	—	—	—	—
6214	Outpatient care centers . . . . .	402	2 984	12 001	19	5	5	1	7	1	—	—	—	—
62142	Outpatient mental health, substance abuse ctrs . . . . .	(C)	(D)	(D)	7	2	1	1	2	1	—	—	—	—
62149	Other outpatient care centers . . . . .	(C)	(D)	(D)	10	2	3	—	5	—	—	—	—	—
621498	All other outpatient care centers . . . . .	183	1 436	5 893	9	2	3	—	4	—	—	—	—	—
6216	Home health care services . . . . .	(C)	(D)	(D)	4	1	1	—	—	1	1	—	—	—
62161	Home health care services . . . . .	(C)	(D)	(D)	4	1	1	—	—	1	1	—	—	—
6219	Other ambulatory health care services . . . . .	(C)	(D)	(D)	2	—	—	—	—	1	1	—	—	—
62191	Ambulance services . . . . .	(C)	(D)	(D)	1	—	—	—	—	—	1	—	—	—
622	Hospitals . . . . .	(H)	(D)	(D)	5	—	—	2	—	—	1	—	1	1
6221	General medical & surgical hospitals . . . . .	(H)	(D)	(D)	4	—	—	2	—	—	—	—	1	1
62211	General medical & surgical hospitals . . . . .	(H)	(D)	(D)	4	—	—	2	—	—	—	—	1	1
6223	Other specialty hospitals . . . . .	(C)	(D)	(D)	1	—	—	—	—	—	1	—	—	—
62231	Other specialty hospitals . . . . .	(C)	(D)	(D)	1	—	—	—	—	—	1	—	—	—
623	Nursing & residential care facilities . . . . .	1 243	5 818	24 905	21	2	4	1	5	6	3	—	—	—
6231	Nursing care facilities . . . . .	721	3 454	15 183	6	—	1	—	1	1	3	—	—	—
62311	Nursing care facilities . . . . .	721	3 454	15 183	6	—	1	—	1	1	3	—	—	—
623110	Nursing care facilities . . . . .	721	3 454	15 183	6	—	1	—	1	1	3	—	—	—
6233	Community care facilities for the elderly . . . . .	313	1 287	5 598	7	—	1	—	3	3	—	—	—	—
62331	Community care facilities for the elderly . . . . .	313	1 287	5 598	7	—	1	—	3	3	—	—	—	—
6239	Other residential care facilities . . . . .	166	890	3 394	4	1	—	1	—	2	—	—	—	—
62399	Other residential care facilities . . . . .	166	890	3 394	4	1	—	1	—	2	—	—	—	—
623990	Other residential care facilities . . . . .	166	890	3 394	4	1	—	1	—	2	—	—	—	—
624	Social assistance . . . . .	(G)	(D)	(D)	81	28	9	19	22	1	2	—	—	—
6241	Individual & family services . . . . .	(E)	(D)	(D)	23	8	2	5	7	—	1	—	—	—
62412	Services for elderly & disabled persons . . . . .	(C)	(D)	(D)	6	2	—	2	1	—	1	—	—	—
62419	Other individual & family services . . . . .	186	821	3 436	11	4	1	1	5	—	—	—	—	—
624190	Other individual & family services . . . . .	186	821	3 436	11	4	1	1	5	—	—	—	—	—
6244	Child day care services . . . . .	739	2 085	9 055	48	15	5	14	13	—	1	—	—	—
62441	Child day care services . . . . .	739	2 085	9 055	48	15	5	14	13	—	1	—	—	—
624410	Child day care services . . . . .	739	2 085	9 055	48	15	5	14	13	—	1	—	—	—
<b>71</b>	<b>Arts, entertainment &amp; recreation . . . . .</b>	<b>680</b>	<b>2 522</b>	<b>12 687</b>	<b>49</b>	<b>31</b>	<b>3</b>	<b>5</b>	<b>6</b>	<b>3</b>	<b>1</b>	<b>—</b>	<b>—</b>	<b>—</b>
713	Amusement, gambling & recreation industries . . . . .	605	1 897	9 552	35	21	1	4	5	3	1	—	—	—
7139	Other amusement & recreation industries . . . . .	(F)	(D)	(D)	34	20	1	4	5	3	1	—	—	—
71391	Golf courses & country clubs . . . . .	162	634	3 722	7	2	1	1	2	1	—	—	—	—
713910	Golf courses & country clubs . . . . .	162	634	3 722	7	2	1	1	2	1	—	—	—	—
71394	Fitness & recreational sports centers . . . . .	317	765	3 684	20	14	—	3	1	1	1	—	—	—
713940	Fitness & recreational sports centers . . . . .	317	765	3 684	20	14	—	3	1	1	1	—	—	—
<b>72</b>	<b>Accommodation &amp; food services . . . . .</b>	<b>6 850</b>	<b>21 373</b>	<b>86 554</b>	<b>269</b>	<b>84</b>	<b>28</b>	<b>40</b>	<b>80</b>	<b>27</b>	<b>8</b>	<b>2</b>	<b>—</b>	<b>—</b>
721	Accommodation . . . . .	1 319	5 216	20 139	26	3	2	4	10	2	4	1	—	—
7211	Traveler accommodation . . . . .	1 319	5 216	20 139	26	3	2	4	10	2	4	1	—	—
72111	Hotels (exc casino hotels) & motels . . . . .	(G)	(D)	(D)	24	2	1	4	10	2	4	1	—	—
722	Food services & drinking places . . . . .	5 531	16 157	66 415	243	81	26	36	70	25	4	1	—	—
7221	Full-service restaurants . . . . .	2 928	8 592	36 278	88	24	8	10	23	19	3	1	—	—
72211	Full-service restaurants . . . . .	2 928	8 592	36 278	88	24	8	10	23	19	3	1	—	—
722110	Full-service restaurants . . . . .	2 928	8 592	36 278	88	24	8	10	23	19	3	1	—	—
7222	Limited-service eating places . . . . .	1 853	4 220	17 289	90	20	7	19	38	6	—	—	—	—
72221	Limited-service eating places . . . . .	1 853	4 220	17 289	90	20	7	19	38	6	—	—	—	—
722211	Limited-service restaurants . . . . .	1 746	3 990	16 356	79	16	6	15	36	6	—	—	—	—
722213	Snack & nonalcoholic beverage bars . . . . .	107	230	933	11	4	1	4	2	—	—	—	—	—
7223	Special food services . . . . .	345	2 285	8 521	7	2	2	—	2	—	1	—	—	—
72231	Food service contractors . . . . .	(E)	(D)	(D)	2	—	—	—	1	—	1	—	—	—
7224	Drinking places (alcoholic beverages) . . . . .	405	1 060	4 327	58	35	9	7	7	—	—	—	—	—
72241	Drinking places (alcoholic beverages) . . . . .	405	1 060	4 327	58	35	9	7	7	—	—	—	—	—
722410	Drinking places (alcoholic beverages) . . . . .	405	1 060	4 327	58	35	9	7	7	—	—	—	—	—
<b>81</b>	<b>Other services (except public administration) . . . . .</b>	<b>2 562</b>	<b>11 352</b>	<b>47 701</b>	<b>326</b>	<b>184</b>	<b>77</b>	<b>34</b>	<b>23</b>	<b>7</b>	<b>1</b>	<b>—</b>	<b>—</b>	<b>—</b>
811	Repair & maintenance . . . . .	856	4 910	21 008	103	49	32	12	8	2	—	—	—	—
8111	Automotive repair & maintenance . . . . .	656	3 559	15 608	77	32	26	11	7	1	—	—	—	—
81111	Automotive mechanical & electrical R&M . . . . .	230	1 724	8 330	42	20	17	4	1	—	—	—	—	—
811111	General automotive repair . . . . .	147	1 016	4 304	30	15	12	3	—	—	—	—	—	—
81112	Automotive body, paint, interior & glass repair . . . . .	149	929	3 952	21	8	8	4	1	—	—	—	—	—
81119	Other automotive R&M . . . . .	277	906	3 326	14	4	1	3	5	1	—	—	—	—
811192	Car washes . . . . .	196	684	2 302	8	2	—	2	3	1	—	—	—	—
8114	Personal & household goods R&M . . . . .	160	1 101	4 294	15	10	3	—	1	1	—	—	—	—

See footnotes at end of table.

**Table 6. Counties—Employees, Payroll, and Establishments by Industry: 2001—Con.**

[Excludes most government employees, railroad employees, and self-employed persons. Size class 1 to 4 includes establishments with payroll, but no employees, during mid-March pay period. (D) denotes figures withheld to avoid disclosing data for individual companies; the data are included in broader industry totals. Detailed industries with 100 or more employees are shown if industry was not a (D). For explanation of terms, abbreviations, and data reliability/comparability, see introductory text]

NAICS code	Industry	Number of employees for week including March 12	Payroll (\$1,000)		Total number of establishments	Number of establishments by employment-size class									
			First quarter	Annual		1 to 4	5 to 9	10 to 19	20 to 49	50 to 99	100 to 249	250 to 499	500 to 999	1,000 or more	
<b>KENTON—Con.</b>															
<b>81</b>	<b>Other services (except public administration)—Con.</b>														
812	Personal & laundry services .....	768	3 093	12 922	106	67	20	11	5	2	1	—	—	—	
8121	Personal care services .....	250	855	3 463	45	33	8	1	2	1	—	—	—	—	
81211	Hair, nail & skin care services .....	195	748	3 015	38	28	7	1	1	1	—	—	—	—	
812112	Beauty salons .....	186	723	2 925	34	25	6	1	1	1	—	—	—	—	
8122	Death care services .....	148	711	2 987	23	15	3	4	—	1	—	—	—	—	
8123	Drycleaning & laundry services .....	239	1 150	4 370	21	9	7	3	1	—	1	—	—	—	
81233	Linen & uniform supply .....	(C)	(D)	(D)	2	—	—	—	1	—	1	—	—	—	
8129	Other personal services .....	131	377	2 102	17	10	2	3	2	—	—	—	—	—	
813	Religious, grantmaking, civic, prof & like organizations .....	938	3 349	13 771	117	68	25	11	10	3	—	—	—	—	
8131	Religious organizations .....	650	2 086	8 483	69	41	11	7	7	3	—	—	—	—	
81311	Religious organizations .....	650	2 086	8 483	69	41	11	7	7	3	—	—	—	—	
813110	Religious organizations .....	650	2 086	8 483	69	41	11	7	7	3	—	—	—	—	
8134	Civic & social organizations .....	150	662	2 858	16	5	7	2	2	—	—	—	—	—	
81341	Civic & social organizations .....	150	662	2 858	16	5	7	2	2	—	—	—	—	—	
813410	Civic & social organizations .....	150	662	2 858	16	5	7	2	2	—	—	—	—	—	
8139	Business, labor, political, like organizations .....	134	582	2 353	28	18	7	2	1	—	—	—	—	—	
<b>95</b>	<b>Auxiliaries (exc corporate, subsidiary &amp; regional mgt) .....</b>	<b>1 241</b>	<b>14 990</b>	<b>52 981</b>	<b>13</b>	<b>1</b>	<b>—</b>	<b>2</b>	<b>4</b>	<b>4</b>	<b>1</b>	<b>—</b>	<b>1</b>	<b>—</b>	
<b>99</b>	<b>Unclassified establishments .....</b>	<b>(A)</b>	<b>(D)</b>	<b>(D)</b>	<b>17</b>	<b>16</b>	<b>1</b>	<b>—</b>	<b>—</b>	<b>—</b>	<b>—</b>	<b>—</b>	<b>—</b>	<b>—</b>	
<b>KNOTT</b>															
	<b>Total .....</b>	<b>2 488</b>	<b>18 522</b>	<b>76 826</b>	<b>218</b>	<b>123</b>	<b>38</b>	<b>27</b>	<b>21</b>	<b>4</b>	<b>5</b>	<b>—</b>	<b>—</b>	<b>—</b>	
<b>21</b>	<b>Mining .....</b>	<b>873</b>	<b>10 397</b>	<b>41 536</b>	<b>24</b>	<b>5</b>	<b>4</b>	<b>2</b>	<b>9</b>	<b>2</b>	<b>2</b>	<b>—</b>	<b>—</b>	<b>—</b>	
212	Mining (except oil & gas) .....	735	8 928	34 808	16	2	2	2	7	1	2	—	—	—	
2121	Coal mining .....	735	8 928	34 808	16	2	2	2	7	1	2	—	—	—	
21211	Coal mining .....	735	8 928	34 808	16	2	2	2	7	1	2	—	—	—	
212111	Bituminous coal & lignite surface mining .....	416	4 612	17 845	8	—	1	1	4	1	1	—	—	—	
212112	Bituminous coal underground mining .....	319	4 316	16 963	8	2	1	1	3	—	1	—	—	—	
213	Mining support activities .....	138	1 469	6 728	8	3	2	—	2	1	—	—	—	—	
2131	Mining support activities .....	138	1 469	6 728	8	3	2	—	2	1	—	—	—	—	
21311	Mining support activities .....	138	1 469	6 728	8	3	2	—	2	1	—	—	—	—	
<b>22</b>	<b>Utilities .....</b>	<b>(A)</b>	<b>(D)</b>	<b>(D)</b>	<b>1</b>	<b>1</b>	<b>—</b>	<b>—</b>	<b>—</b>	<b>—</b>	<b>—</b>	<b>—</b>	<b>—</b>	<b>—</b>	
<b>23</b>	<b>Construction .....</b>	<b>74</b>	<b>408</b>	<b>1 925</b>	<b>12</b>	<b>7</b>	<b>3</b>	<b>1</b>	<b>1</b>	<b>—</b>	<b>—</b>	<b>—</b>	<b>—</b>	<b>—</b>	
<b>31-33</b>	<b>Manufacturing .....</b>	<b>17</b>	<b>49</b>	<b>379</b>	<b>5</b>	<b>4</b>	<b>—</b>	<b>1</b>	<b>—</b>	<b>—</b>	<b>—</b>	<b>—</b>	<b>—</b>	<b>—</b>	
<b>42</b>	<b>Wholesale trade .....</b>	<b>4</b>	<b>8</b>	<b>51</b>	<b>4</b>	<b>4</b>	<b>—</b>	<b>—</b>	<b>—</b>	<b>—</b>	<b>—</b>	<b>—</b>	<b>—</b>	<b>—</b>	
<b>44-45</b>	<b>Retail trade .....</b>	<b>347</b>	<b>1 140</b>	<b>5 006</b>	<b>46</b>	<b>28</b>	<b>9</b>	<b>8</b>	<b>—</b>	<b>—</b>	<b>1</b>	<b>—</b>	<b>—</b>	<b>—</b>	
445	Food & beverage stores .....	165	492	2 267	9	7	—	1	—	—	1	—	—	—	
4451	Grocery stores .....	165	492	2 267	9	7	—	1	—	—	1	—	—	—	
44511	Grocery (except convenience) stores .....	(C)	(D)	(D)	8	6	—	1	—	—	1	—	—	—	
<b>48-49</b>	<b>Transportation &amp; warehousing .....</b>	<b>167</b>	<b>1 112</b>	<b>4 932</b>	<b>42</b>	<b>33</b>	<b>4</b>	<b>3</b>	<b>2</b>	<b>—</b>	<b>—</b>	<b>—</b>	<b>—</b>	<b>—</b>	
484	Truck transportation .....	(C)	(D)	(D)	41	32	4	3	2	—	—	—	—	—	
4842	Specialized freight trucking .....	102	653	2 950	33	27	3	3	—	—	—	—	—	—	
<b>51</b>	<b>Information .....</b>	<b>107</b>	<b>1 020</b>	<b>4 194</b>	<b>4</b>	<b>—</b>	<b>1</b>	<b>1</b>	<b>1</b>	<b>1</b>	<b>—</b>	<b>—</b>	<b>—</b>	<b>—</b>	
<b>52</b>	<b>Finance &amp; insurance .....</b>	<b>47</b>	<b>307</b>	<b>1 392</b>	<b>7</b>	<b>3</b>	<b>3</b>	<b>—</b>	<b>1</b>	<b>—</b>	<b>—</b>	<b>—</b>	<b>—</b>	<b>—</b>	
<b>53</b>	<b>Real estate &amp; rental &amp; leasing .....</b>	<b>(A)</b>	<b>(D)</b>	<b>(D)</b>	<b>1</b>	<b>—</b>	<b>1</b>	<b>—</b>	<b>—</b>	<b>—</b>	<b>—</b>	<b>—</b>	<b>—</b>	<b>—</b>	
<b>54</b>	<b>Professional, scientific &amp; technical services .....</b>	<b>63</b>	<b>273</b>	<b>1 250</b>	<b>12</b>	<b>7</b>	<b>2</b>	<b>3</b>	<b>—</b>	<b>—</b>	<b>—</b>	<b>—</b>	<b>—</b>	<b>—</b>	
<b>55</b>	<b>Management of companies &amp; enterprises .....</b>	<b>(B)</b>	<b>(D)</b>	<b>(D)</b>	<b>2</b>	<b>—</b>	<b>1</b>	<b>—</b>	<b>1</b>	<b>—</b>	<b>—</b>	<b>—</b>	<b>—</b>	<b>—</b>	
<b>56</b>	<b>Admin, support, waste mgt, remediation services .....</b>	<b>46</b>	<b>188</b>	<b>737</b>	<b>8</b>	<b>3</b>	<b>4</b>	<b>1</b>	<b>—</b>	<b>—</b>	<b>—</b>	<b>—</b>	<b>—</b>	<b>—</b>	
<b>61</b>	<b>Educational services .....</b>	<b>(C)</b>	<b>(D)</b>	<b>(D)</b>	<b>3</b>	<b>—</b>	<b>1</b>	<b>1</b>	<b>—</b>	<b>—</b>	<b>1</b>	<b>—</b>	<b>—</b>	<b>—</b>	
611	Educational services .....	(C)	(D)	(D)	3	—	1	1	—	—	1	—	—	—	
6113	Colleges, universities & professional schools .....	(C)	(D)	(D)	1	—	—	—	—	—	1	—	—	—	
61131	Colleges, universities & professional schools .....	(C)	(D)	(D)	1	—	—	—	—	—	1	—	—	—	
<b>62</b>	<b>Health care and social assistance .....</b>	<b>306</b>	<b>1 546</b>	<b>6 980</b>	<b>16</b>	<b>8</b>	<b>1</b>	<b>2</b>	<b>3</b>	<b>1</b>	<b>1</b>	<b>—</b>	<b>—</b>	<b>—</b>	
621	Ambulatory health care services .....	198	1 066	5 005	11	6	—	2	2	—	1	—	—	—	
6214	Outpatient care centers .....	(C)	(D)	(D)	4	3	—	—	—	—	1	—	—	—	
62149	Other outpatient care centers .....	(C)	(D)	(D)	3	2	—	—	—	—	—	—	—	—	
<b>71</b>	<b>Arts, entertainment &amp; recreation .....</b>	<b>(A)</b>	<b>(D)</b>	<b>(D)</b>	<b>1</b>	<b>1</b>	<b>—</b>	<b>—</b>	<b>—</b>	<b>—</b>	<b>—</b>	<b>—</b>	<b>—</b>	<b>—</b>	
<b>72</b>	<b>Accommodation &amp; food services .....</b>	<b>110</b>	<b>270</b>	<b>1 076</b>	<b>8</b>	<b>4</b>	<b>1</b>	<b>1</b>	<b>2</b>	<b>—</b>	<b>—</b>	<b>—</b>	<b>—</b>	<b>—</b>	
722	Food services & drinking places .....	(C)	(D)	(D)	7	3	1	1	2	—	—	—	—	—	
<b>81</b>	<b>Other services (except public administration) .....</b>	<b>112</b>	<b>587</b>	<b>2 393</b>	<b>21</b>	<b>14</b>	<b>3</b>	<b>3</b>	<b>1</b>	<b>—</b>	<b>—</b>	<b>—</b>	<b>—</b>	<b>—</b>	
<b>95</b>	<b>Auxiliaries (exc corporate, subsidiary &amp; regional mgt) .....</b>	<b>(A)</b>	<b>(D)</b>	<b>(D)</b>	<b>1</b>	<b>1</b>	<b>—</b>	<b>—</b>	<b>—</b>	<b>—</b>	<b>—</b>	<b>—</b>	<b>—</b>	<b>—</b>	

See footnotes at end of table.

**Table 6. Counties—Employees, Payroll, and Establishments by Industry: 2001—Con.**

[Excludes most government employees, railroad employees, and self-employed persons. Size class 1 to 4 includes establishments with payroll, but no employees, during mid-March pay period. (D) denotes figures withheld to avoid disclosing data for individual companies; the data are included in broader industry totals. Detailed industries with 100 or more employees are shown if industry was not a (D). For explanation of terms, abbreviations, and data reliability/comparability, see introductory text]

NAICS code	Industry	Number of employees for week including March 12	Payroll (\$1,000)		Total number of establishments	Number of establishments by employment-size class										
			First quarter	Annual		1 to 4	5 to 9	10 to 19	20 to 49	50 to 99	100 to 249	250 to 499	500 to 999	1,000 or more		
	<b>KNOX</b>															
	<b>Total</b> .....	<b>5 525</b>	<b>24 928</b>	<b>107 331</b>	<b>417</b>	<b>218</b>	<b>83</b>	<b>61</b>	<b>36</b>	<b>9</b>	<b>8</b>	<b>2</b>	<b>-</b>	<b>-</b>	<b>-</b>	<b>-</b>
11	<b>Forestry, fishing, hunting, and agriculture support</b> .....	(A)	(D)	(D)	1	1	-	-	-	-	-	-	-	-	-	-
21	<b>Mining</b> .....	<b>131</b>	<b>823</b>	<b>3 669</b>	<b>12</b>	<b>4</b>	<b>2</b>	<b>3</b>	<b>3</b>	<b>-</b>	<b>-</b>	<b>-</b>	<b>-</b>	<b>-</b>	<b>-</b>	<b>-</b>
212	Mining (except oil & gas) .....	114	735	3 168	9	2	2	2	3	-	-	-	-	-	-	-
2121	Coal mining .....	114	735	3 168	9	2	2	2	3	-	-	-	-	-	-	-
21211	Coal mining .....	114	735	3 168	9	2	2	2	3	-	-	-	-	-	-	-
212112	Bituminous coal underground mining .....	114	735	3 168	9	2	2	2	3	-	-	-	-	-	-	-
22	<b>Utilities</b> .....	<b>(B)</b>	<b>(D)</b>	<b>(D)</b>	<b>3</b>	<b>1</b>	<b>-</b>	<b>1</b>	<b>1</b>	<b>-</b>	<b>-</b>	<b>-</b>	<b>-</b>	<b>-</b>	<b>-</b>	<b>-</b>
23	<b>Construction</b> .....	<b>181</b>	<b>796</b>	<b>3 566</b>	<b>29</b>	<b>24</b>	<b>2</b>	<b>1</b>	<b>1</b>	<b>1</b>	<b>-</b>	<b>-</b>	<b>-</b>	<b>-</b>	<b>-</b>	<b>-</b>
235	Special trade contractors .....	136	535	2 392	21	18	1	1	-	1	-	-	-	-	-	-
31-33	<b>Manufacturing</b> .....	<b>727</b>	<b>4 967</b>	<b>19 013</b>	<b>15</b>	<b>7</b>	<b>-</b>	<b>3</b>	<b>-</b>	<b>2</b>	<b>3</b>	<b>-</b>	<b>-</b>	<b>-</b>	<b>-</b>	<b>-</b>
321	Wood product mfg .....	391	2 041	8 386	5	1	-	1	-	1	2	-	-	-	-	-
3211	Sawmills & wood preservation .....	(C)	(D)	(D)	2	-	-	1	-	-	1	-	-	-	-	-
32111	Sawmills & wood preservation .....	(C)	(D)	(D)	2	-	-	1	-	-	1	-	-	-	-	-
3219	Other wood product mfg .....	(C)	(D)	(D)	3	1	-	-	-	1	1	-	-	-	-	-
32191	Millwork .....	(C)	(D)	(D)	2	-	-	-	-	1	1	-	-	-	-	-
325	Chemical mfg .....	(C)	(D)	(D)	2	1	-	-	-	-	1	-	-	-	-	-
3255	Paint, coating & adhesive mfg .....	(C)	(D)	(D)	1	-	-	-	-	-	1	-	-	-	-	-
32552	Adhesive mfg .....	(C)	(D)	(D)	1	-	-	-	-	-	1	-	-	-	-	-
42	<b>Wholesale trade</b> .....	<b>102</b>	<b>654</b>	<b>2 333</b>	<b>12</b>	<b>6</b>	<b>2</b>	<b>3</b>	<b>1</b>	<b>-</b>	<b>-</b>	<b>-</b>	<b>-</b>	<b>-</b>	<b>-</b>	<b>-</b>
44-45	<b>Retail trade</b> .....	<b>1 288</b>	<b>4 985</b>	<b>21 513</b>	<b>107</b>	<b>52</b>	<b>21</b>	<b>20</b>	<b>9</b>	<b>3</b>	<b>2</b>	<b>-</b>	<b>-</b>	<b>-</b>	<b>-</b>	<b>-</b>
441	Motor vehicle & parts dealers .....	194	1 165	4 936	21	12	3	3	3	-	-	-	-	-	-	-
4411	Automobile dealers .....	(C)	(D)	(D)	6	2	1	-	3	-	-	-	-	-	-	-
44111	New car dealers .....	120	919	3 951	5	1	1	-	3	-	-	-	-	-	-	-
441110	New car dealers .....	120	919	3 951	5	1	1	-	3	-	-	-	-	-	-	-
445	Food & beverage stores .....	296	836	3 434	18	8	4	2	3	-	1	-	-	-	-	-
4451	Grocery stores .....	(E)	(D)	(D)	17	7	4	2	3	-	1	-	-	-	-	-
44511	Grocery (except convenience) stores .....	276	786	3 210	13	5	2	2	3	-	1	-	-	-	-	-
445110	Grocery (except convenience) stores .....	276	786	3 210	13	5	2	2	3	-	1	-	-	-	-	-
448	Clothing & clothing accessories stores .....	171	520	2 108	11	5	2	2	1	1	-	-	-	-	-	-
4481	Clothing stores .....	(C)	(D)	(D)	6	2	2	-	1	1	-	-	-	-	-	-
44814	Family clothing stores .....	129	400	1 555	4	1	1	-	1	1	-	-	-	-	-	-
448140	Family clothing stores .....	129	400	1 555	4	1	1	-	1	1	-	-	-	-	-	-
452	General merchandise stores .....	316	1 009	4 663	9	2	3	-	1	2	1	-	-	-	-	-
4521	Department stores .....	271	871	4 040	3	-	-	-	-	2	1	-	-	-	-	-
45211	Department stores .....	271	871	4 040	3	-	-	-	-	2	1	-	-	-	-	-
452110	Department stores .....	271	871	4 040	3	-	-	-	-	2	1	-	-	-	-	-
48-49	<b>Transportation &amp; warehousing</b> .....	<b>103</b>	<b>463</b>	<b>1 932</b>	<b>17</b>	<b>9</b>	<b>5</b>	<b>2</b>	<b>1</b>	<b>-</b>	<b>-</b>	<b>-</b>	<b>-</b>	<b>-</b>	<b>-</b>	<b>-</b>
484	Truck transportation .....	103	463	1 932	17	9	5	2	1	-	-	-	-	-	-	-
51	<b>Information</b> .....	<b>57</b>	<b>340</b>	<b>1 292</b>	<b>6</b>	<b>1</b>	<b>2</b>	<b>2</b>	<b>1</b>	<b>-</b>	<b>-</b>	<b>-</b>	<b>-</b>	<b>-</b>	<b>-</b>	<b>-</b>
52	<b>Finance &amp; insurance</b> .....	<b>157</b>	<b>975</b>	<b>4 151</b>	<b>23</b>	<b>11</b>	<b>9</b>	<b>2</b>	<b>1</b>	<b>-</b>	<b>-</b>	<b>-</b>	<b>-</b>	<b>-</b>	<b>-</b>	<b>-</b>
522	Credit intermediation & related activities .....	128	793	3 368	13	4	6	2	1	-	-	-	-	-	-	-
53	<b>Real estate &amp; rental &amp; leasing</b> .....	<b>138</b>	<b>455</b>	<b>1 984</b>	<b>12</b>	<b>5</b>	<b>6</b>	<b>-</b>	<b>-</b>	<b>1</b>	<b>-</b>	<b>-</b>	<b>-</b>	<b>-</b>	<b>-</b>	<b>-</b>
531	Real estate .....	101	318	1 256	5	2	2	-	-	1	-	-	-	-	-	-
5311	Lessors of real estate .....	(C)	(D)	(D)	4	1	2	-	-	1	-	-	-	-	-	-
54	<b>Professional, scientific &amp; technical services</b> .....	<b>134</b>	<b>865</b>	<b>3 908</b>	<b>25</b>	<b>17</b>	<b>4</b>	<b>3</b>	<b>1</b>	<b>-</b>	<b>-</b>	<b>-</b>	<b>-</b>	<b>-</b>	<b>-</b>	<b>-</b>
541	Professional, scientific & technical services .....	134	865	3 908	25	17	4	3	1	-	-	-	-	-	-	-
55	<b>Management of companies &amp; enterprises</b> .....	<b>13</b>	<b>34</b>	<b>134</b>	<b>3</b>	<b>2</b>	<b>1</b>	<b>-</b>	<b>-</b>	<b>-</b>	<b>-</b>	<b>-</b>	<b>-</b>	<b>-</b>	<b>-</b>	<b>-</b>
56	<b>Admin, support, waste mgt, remediation services</b> .....	<b>124</b>	<b>297</b>	<b>1 250</b>	<b>10</b>	<b>7</b>	<b>-</b>	<b>1</b>	<b>1</b>	<b>1</b>	<b>-</b>	<b>-</b>	<b>-</b>	<b>-</b>	<b>-</b>	<b>-</b>
61	<b>Educational services</b> .....	<b>(E)</b>	<b>(D)</b>	<b>(D)</b>	<b>4</b>	<b>-</b>	<b>2</b>	<b>-</b>	<b>1</b>	<b>-</b>	<b>-</b>	<b>1</b>	<b>-</b>	<b>-</b>	<b>-</b>	<b>-</b>
611	Educational services .....	(E)	(D)	(D)	4	-	2	-	1	-	-	1	-	-	-	-
6113	Colleges, universities & professional schools .....	(E)	(D)	(D)	1	-	-	-	-	-	-	1	-	-	-	-
61131	Colleges, universities & professional schools .....	(E)	(D)	(D)	1	-	-	-	-	-	-	1	-	-	-	-
62	<b>Health care and social assistance</b> .....	<b>1 334</b>	<b>6 086</b>	<b>29 012</b>	<b>54</b>	<b>26</b>	<b>11</b>	<b>8</b>	<b>4</b>	<b>1</b>	<b>3</b>	<b>1</b>	<b>-</b>	<b>-</b>	<b>-</b>	<b>-</b>
621	Ambulatory health care services .....	350	2 037	10 662	35	17	7	6	4	1	-	-	-	-	-	-
622	Hospitals .....	(C)	(D)	(D)	1	-	-	-	-	-	1	-	-	-	-	-
6221	General medical & surgical hospitals .....	(C)	(D)	(D)	1	-	-	-	-	-	1	-	-	-	-	-
62211	General medical & surgical hospitals .....	(C)	(D)	(D)	1	-	-	-	-	-	1	-	-	-	-	-
623	Nursing & residential care facilities .....	(C)	(D)	(D)	3	-	1	1	-	-	1	-	-	-	-	-
6231	Nursing care facilities .....	(C)	(D)	(D)	1	-	-	-	-	-	1	-	-	-	-	-
62311	Nursing care facilities .....	(C)	(D)	(D)	1	-	-	-	-	-	1	-	-	-	-	-
624	Social assistance .....	(F)	(D)	(D)	15	9	3	1	-	-	1	1	-	-	-	-
6241	Individual & family services .....	(C)	(D)	(D)	2	1	-	-	-	-	1	-	-	-	-	-
62419	Other individual & family services .....	(C)	(D)	(D)	1	-	-	-	-	-	1	-	-	-	-	-
6243	Vocational rehabilitation services .....	(E)	(D)	(D)	2	-	1	-	-	-	-	1	-	-	-	-
62431	Vocational rehabilitation services .....	(E)	(D)	(D)	2	-	1	-	-	-	-	1	-	-	-	-
71	<b>Arts, entertainment &amp; recreation</b> .....	<b>25</b>	<b>81</b>	<b>432</b>	<b>5</b>	<b>2</b>	<b>2</b>	<b>1</b>	<b>-</b>	<b>-</b>	<b>-</b>	<b>-</b>	<b>-</b>	<b>-</b>	<b>-</b>	<b>-</b>

See footnotes at end of table.

**Table 6. Counties—Employees, Payroll, and Establishments by Industry: 2001—Con.**

[Excludes most government employees, railroad employees, and self-employed persons. Size class 1 to 4 includes establishments with payroll, but no employees, during mid-March pay period. (D) denotes figures withheld to avoid disclosing data for individual companies; the data are included in broader industry totals. Detailed industries with 100 or more employees are shown if industry was not a (D). For explanation of terms, abbreviations, and data reliability/comparability, see introductory text]

NAICS code	Industry	Number of employees for week including March 12	Payroll (\$1,000)		Total number of establishments	Number of establishments by employment-size class									
			First quarter	Annual		1 to 4	5 to 9	10 to 19	20 to 49	50 to 99	100 to 249	250 to 499	500 to 999	1,000 or more	
<b>KNOX—Con.</b>															
<b>72</b>	<b>Accommodation &amp; food services</b> .....	<b>392</b>	<b>845</b>	<b>3 486</b>	<b>30</b>	<b>6</b>	<b>8</b>	<b>5</b>	<b>11</b>	—	—	—	—	—	
722	Food services & drinking places .....	358	744	3 013	27	5	8	4	10	—	—	—	—	—	
7222	Limited-service eating places .....	276	577	2 277	20	3	6	4	7	—	—	—	—	—	
72221	Limited-service eating places .....	276	577	2 277	20	3	6	4	7	—	—	—	—	—	
<b>81</b>	<b>Other services (except public administration)</b> .....	<b>157</b>	<b>516</b>	<b>2 098</b>	<b>42</b>	<b>31</b>	<b>5</b>	<b>6</b>	—	—	—	—	—	—	
<b>95</b>	<b>Auxiliaries (exc corporate, subsidiary &amp; regional mgt)</b> .....	<b>(A)</b>	<b>(D)</b>	<b>(D)</b>	<b>1</b>	<b>1</b>	—	—	—	—	—	—	—	—	
<b>99</b>	<b>Unclassified establishments</b> .....	<b>(A)</b>	<b>(D)</b>	<b>(D)</b>	<b>6</b>	<b>5</b>	<b>1</b>	—	—	—	—	—	—	—	
<b>LARUE</b>															
	<b>Total</b> .....	<b>1 869</b>	<b>7 946</b>	<b>34 948</b>	<b>211</b>	<b>126</b>	<b>53</b>	<b>17</b>	<b>10</b>	<b>2</b>	<b>2</b>	<b>1</b>	—	—	
<b>22</b>	<b>Utilities</b> .....	<b>(B)</b>	<b>(D)</b>	<b>(D)</b>	<b>1</b>	—	—	—	<b>1</b>	—	—	—	—	—	
<b>23</b>	<b>Construction</b> .....	<b>150</b>	<b>541</b>	<b>2 820</b>	<b>33</b>	<b>19</b>	<b>11</b>	<b>3</b>	—	—	—	—	—	—	
<b>31-33</b>	<b>Manufacturing</b> .....	<b>671</b>	<b>3 143</b>	<b>13 141</b>	<b>13</b>	<b>2</b>	<b>3</b>	<b>3</b>	<b>2</b>	<b>1</b>	<b>1</b>	<b>1</b>	—	—	
315	Apparel manufacturing .....	(E)	(D)	(D)	1	—	—	—	—	—	—	1	—	—	
3152	Cut & sew apparel mfg .....	(E)	(D)	(D)	1	—	—	—	—	—	—	1	—	—	
31522	Men's, boys' cut & sew apparel mfg .....	(E)	(D)	(D)	1	—	—	—	—	—	—	1	—	—	
321	Wood product mfg .....	(C)	(D)	(D)	2	—	—	—	—	1	1	—	—	—	
3219	Other wood product mfg .....	(C)	(D)	(D)	2	—	—	—	—	1	1	—	—	—	
32199	All other wood product mfg .....	(C)	(D)	(D)	1	—	—	—	—	—	1	—	—	—	
<b>42</b>	<b>Wholesale trade</b> .....	<b>22</b>	<b>81</b>	<b>337</b>	<b>7</b>	<b>6</b>	<b>1</b>	—	—	—	—	—	—	—	
<b>44-45</b>	<b>Retail trade</b> .....	<b>233</b>	<b>890</b>	<b>3 718</b>	<b>34</b>	<b>16</b>	<b>13</b>	<b>2</b>	<b>3</b>	—	—	—	—	—	
<b>48-49</b>	<b>Transportation &amp; warehousing</b> .....	<b>(B)</b>	<b>(D)</b>	<b>(D)</b>	<b>14</b>	<b>13</b>	—	<b>1</b>	—	—	—	—	—	—	
<b>51</b>	<b>Information</b> .....	<b>(A)</b>	<b>(D)</b>	<b>(D)</b>	<b>2</b>	<b>1</b>	<b>1</b>	—	—	—	—	—	—	—	
<b>52</b>	<b>Finance &amp; insurance</b> .....	<b>124</b>	<b>831</b>	<b>3 354</b>	<b>14</b>	<b>6</b>	<b>4</b>	<b>2</b>	<b>2</b>	—	—	—	—	—	
<b>53</b>	<b>Real estate &amp; rental &amp; leasing</b> .....	<b>(A)</b>	<b>(D)</b>	<b>(D)</b>	<b>3</b>	<b>3</b>	—	—	—	—	—	—	—	—	
<b>54</b>	<b>Professional, scientific &amp; technical services</b> .....	<b>42</b>	<b>153</b>	<b>772</b>	<b>16</b>	<b>13</b>	<b>3</b>	—	—	—	—	—	—	—	
<b>56</b>	<b>Admin, support, waste mgt, remediation services</b> .....	<b>10</b>	<b>35</b>	<b>356</b>	<b>11</b>	<b>11</b>	—	—	—	—	—	—	—	—	
<b>61</b>	<b>Educational services</b> .....	<b>3</b>	<b>27</b>	<b>97</b>	<b>3</b>	<b>3</b>	—	—	—	—	—	—	—	—	
<b>62</b>	<b>Health care and social assistance</b> .....	<b>270</b>	<b>1 110</b>	<b>5 282</b>	<b>14</b>	<b>8</b>	<b>2</b>	<b>1</b>	<b>2</b>	—	<b>1</b>	—	—	—	
623	Nursing & residential care facilities .....	(C)	(D)	(D)	2	1	—	—	—	—	1	—	—	—	
6231	Nursing care facilities .....	(C)	(D)	(D)	1	—	—	—	—	—	1	—	—	—	
62311	Nursing care facilities .....	(C)	(D)	(D)	1	—	—	—	—	—	1	—	—	—	
<b>71</b>	<b>Arts, entertainment &amp; recreation</b> .....	<b>8</b>	<b>20</b>	<b>122</b>	<b>5</b>	<b>5</b>	—	—	—	—	—	—	—	—	
<b>72</b>	<b>Accommodation &amp; food services</b> .....	<b>152</b>	<b>273</b>	<b>1 181</b>	<b>13</b>	<b>4</b>	<b>4</b>	<b>4</b>	—	<b>1</b>	—	—	—	—	
722	Food services & drinking places .....	152	273	1 181	13	4	4	4	—	1	—	—	—	—	
7222	Limited-service eating places .....	114	203	903	8	3	1	3	—	1	—	—	—	—	
72221	Limited-service eating places .....	114	203	903	8	3	1	3	—	1	—	—	—	—	
<b>81</b>	<b>Other services (except public administration)</b> .....	<b>113</b>	<b>305</b>	<b>1 262</b>	<b>26</b>	<b>14</b>	<b>11</b>	<b>1</b>	—	—	—	—	—	—	
<b>99</b>	<b>Unclassified establishments</b> .....	<b>(A)</b>	<b>(D)</b>	<b>(D)</b>	<b>2</b>	<b>2</b>	—	—	—	—	—	—	—	—	
<b>LAUREL</b>															
	<b>Total</b> .....	<b>18 469</b>	<b>104 884</b>	<b>475 227</b>	<b>1 053</b>	<b>491</b>	<b>231</b>	<b>162</b>	<b>114</b>	<b>25</b>	<b>13</b>	<b>14</b>	<b>3</b>	—	
<b>11</b>	<b>Forestry, fishing, hunting, and agriculture support</b> .....	<b>71</b>	<b>173</b>	<b>735</b>	<b>5</b>	<b>1</b>	<b>2</b>	<b>1</b>	<b>1</b>	—	—	—	—	—	
<b>21</b>	<b>Mining</b> .....	<b>826</b>	<b>11 146</b>	<b>36 504</b>	<b>15</b>	<b>6</b>	<b>2</b>	<b>3</b>	<b>1</b>	—	<b>2</b>	<b>1</b>	—	—	
212	Mining (except oil & gas) .....	(F)	(D)	(D)	8	2	1	1	1	—	2	1	—	—	
2121	Coal mining .....	(F)	(D)	(D)	7	1	1	1	1	—	2	1	—	—	
21211	Coal mining .....	(F)	(D)	(D)	7	1	1	1	1	—	2	1	—	—	
<b>22</b>	<b>Utilities</b> .....	<b>61</b>	<b>674</b>	<b>2 494</b>	<b>3</b>	—	<b>1</b>	—	<b>2</b>	—	—	—	—	—	
<b>23</b>	<b>Construction</b> .....	<b>1 391</b>	<b>9 521</b>	<b>72 748</b>	<b>108</b>	<b>62</b>	<b>15</b>	<b>18</b>	<b>10</b>	<b>1</b>	<b>1</b>	<b>1</b>	—	—	
233	Building, developing & general contracting .....	257	1 362	7 679	28	15	2	8	3	—	—	—	—	—	
2333	Nonresidential building construction .....	184	1 088	6 431	11	2	—	6	3	—	—	—	—	—	
23332	Commercial & institutional bldg construction ..	(C)	(D)	(D)	9	2	—	5	2	—	—	—	—	—	
234	Heavy construction .....	563	5 288	52 118	17	7	4	2	3	—	—	1	—	—	
2341	Highway, street, bridge & tunnel construction ...	(E)	(D)	(D)	5	2	1	1	—	—	—	1	—	—	
23411	Highway & street construction .....	(E)	(D)	(D)	5	2	1	1	—	—	—	1	—	—	
2349	Other heavy construction .....	(C)	(D)	(D)	12	5	3	1	3	—	—	—	—	—	
235	Special trade contractors .....	571	2 871	12 951	63	40	9	8	4	1	1	—	—	—	
2353	Electrical contractors .....	167	1 034	3 959	10	5	2	1	1	1	—	—	—	—	
23531	Electrical contractors .....	167	1 034	3 959	10	5	2	1	1	1	—	—	—	—	
235310	Electrical contractors .....	167	1 034	3 959	10	5	2	1	1	1	—	—	—	—	
2359	Other special trade contractors .....	204	1 156	5 849	18	11	3	2	1	—	—	1	—	—	
23593	Excavation contractors .....	122	815	4 496	7	6	—	—	—	—	—	1	—	—	
235930	Excavation contractors .....	122	815	4 496	7	6	—	—	—	—	—	1	—	—	

See footnotes at end of table.

**Table 6. Counties—Employees, Payroll, and Establishments by Industry: 2001—Con.**

[Excludes most government employees, railroad employees, and self-employed persons. Size class 1 to 4 includes establishments with payroll, but no employees, during mid-March pay period. (D) denotes figures withheld to avoid disclosing data for individual companies; the data are included in broader industry totals. Detailed industries with 100 or more employees are shown if industry was not a (D). For explanation of terms, abbreviations, and data reliability/comparability, see introductory text]

NAICS code	Industry	Number of employees for week including March 12	Payroll (\$1,000)		Total number of establishments	Number of establishments by employment-size class								
			First quarter	Annual		1 to 4	5 to 9	10 to 19	20 to 49	50 to 99	100 to 249	250 to 499	500 to 999	1,000 or more
<b>LAUREL—Con.</b>														
<b>31-33</b>	<b>Manufacturing</b>	<b>3 351</b>	<b>20 804</b>	<b>85 321</b>	<b>44</b>	<b>8</b>	<b>5</b>	<b>12</b>	<b>8</b>	<b>3</b>	<b>2</b>	<b>5</b>	<b>1</b>	—
311	Food mfg	1 616	10 702	43 528	4	—	—	—	—	—	1	2	1	—
3115	Dairy product mfg	(C)	(D)	(D)	1	—	—	—	—	—	1	—	—	—
31151	Dairy product (exc frozen) mfg	(C)	(D)	(D)	1	—	—	—	—	—	1	—	—	—
3118	Bakeries & tortilla mfg	(G)	(D)	(D)	3	—	—	—	—	—	—	2	1	—
31181	Bread & bakery product mfg	(F)	(D)	(D)	2	—	—	—	—	—	—	2	—	—
31182	Cookie, cracker & pasta mfg	(F)	(D)	(D)	1	—	—	—	—	—	—	—	1	—
321	Wood product mfg	570	3 042	11 910	14	3	1	4	3	2	—	1	—	—
3211	Sawmills & wood preservation	357	2 091	7 915	6	1	1	2	1	—	—	1	—	—
32111	Sawmills & wood preservation	357	2 091	7 915	6	1	1	2	1	—	—	1	—	—
3219	Other wood product mfg	(C)	(D)	(D)	6	2	—	1	1	2	—	—	—	—
32192	Wood container & pallet mfg	165	755	3 082	4	—	—	1	1	2	—	—	—	—
321920	Wood container & pallet mfg	165	755	3 082	4	—	—	1	1	2	—	—	—	—
332	Fabricated metal product mfg	239	1 296	6 292	7	2	—	3	1	—	1	—	—	—
3327	Mach shops, turn prod, screw, nut, bolt mfg	(C)	(D)	(D)	2	1	—	—	—	—	1	—	—	—
33272	Turned product & screw, nut & bolt mfg	(C)	(D)	(D)	1	—	—	—	—	—	1	—	—	—
335	Electrical equip, appliance & component mfg	(E)	(D)	(D)	1	—	—	—	—	—	—	1	—	—
3353	Electrical equipment mfg	(E)	(D)	(D)	1	—	—	—	—	—	—	1	—	—
33531	Electrical equipment mfg	(E)	(D)	(D)	1	—	—	—	—	—	—	1	—	—
336	Transportation equipment mfg	(E)	(D)	(D)	3	1	—	1	—	—	—	1	—	—
3361	Motor vehicle mfg	(E)	(D)	(D)	1	—	—	—	—	—	—	1	—	—
33611	Automobile & light duty motor vehicle mfg	(E)	(D)	(D)	1	—	—	—	—	—	—	1	—	—
<b>42</b>	<b>Wholesale trade</b>	<b>1 297</b>	<b>8 665</b>	<b>38 123</b>	<b>60</b>	<b>16</b>	<b>12</b>	<b>17</b>	<b>13</b>	—	—	<b>2</b>	—	—
421	Wholesale trade, durable goods	451	2 548	10 193	39	12	9	10	8	—	—	—	—	—
4211	Motor vehicle, motor vehicle pt & supply whlse	153	849	3 577	10	1	3	4	2	—	—	—	—	—
4218	Machinery, equipment & supplies whlse	148	795	3 387	15	4	4	5	2	—	—	—	—	—
422	Wholesale trade, nondurable goods	846	6 117	27 930	21	4	3	7	5	—	—	2	—	—
4224	Grocery & related product whlse	657	5 348	24 731	6	—	—	2	2	—	—	2	—	—
42241	General line grocery whlse	(E)	(D)	(D)	1	—	—	—	—	—	—	1	—	—
42242	Packaged frozen food whlse	(E)	(D)	(D)	1	—	—	—	—	—	—	1	—	—
<b>44-45</b>	<b>Retail trade</b>	<b>2 793</b>	<b>11 676</b>	<b>51 213</b>	<b>245</b>	<b>109</b>	<b>68</b>	<b>44</b>	<b>15</b>	<b>7</b>	<b>1</b>	<b>1</b>	—	—
441	Motor vehicle & parts dealers	412	2 520	13 837	38	22	6	4	3	3	—	—	—	—
4411	Automobile dealers	345	2 142	12 237	20	8	4	2	3	3	—	—	—	—
44111	New car dealers	229	1 706	10 683	9	2	1	1	3	2	—	—	—	—
441110	New car dealers	229	1 706	10 683	9	2	1	1	3	2	—	—	—	—
44112	Used car dealers	116	436	1 554	11	6	3	1	—	1	—	—	—	—
441120	Used car dealers	116	436	1 554	11	6	3	1	—	1	—	—	—	—
442	Furniture & home furnishing stores	101	505	1 965	22	13	7	2	—	—	—	—	—	—
444	Bldg material & garden equip & supp dealers	211	1 011	4 844	24	6	8	8	2	—	—	—	—	—
4441	Building material & supplies dealers	(C)	(D)	(D)	18	3	8	5	2	—	—	—	—	—
44419	Other building material dealers	148	753	3 760	16	3	7	4	2	—	—	—	—	—
444190	Other building material dealers	148	753	3 760	16	3	7	4	2	—	—	—	—	—
445	Food & beverage stores	(E)	(D)	(D)	22	12	2	1	4	2	1	—	—	—
4451	Grocery stores	(E)	(D)	(D)	21	12	2	1	3	2	1	—	—	—
44511	Grocery (except convenience) stores	436	1 213	4 827	17	8	2	1	3	2	1	—	—	—
445110	Grocery (except convenience) stores	436	1 213	4 827	17	8	2	1	3	2	1	—	—	—
447	Gasoline stations	340	947	3 959	41	14	13	13	—	1	—	—	—	—
4471	Gasoline stations	340	947	3 959	41	14	13	13	—	1	—	—	—	—
44711	Gasoline stations with convenience stores	210	550	2 279	27	6	12	9	—	—	—	—	—	—
447110	Gasoline stations with convenience stores	210	550	2 279	27	6	12	9	—	—	—	—	—	—
44719	Other gasoline stations	130	397	1 680	14	8	1	4	—	1	—	—	—	—
447190	Other gasoline stations	130	397	1 680	14	8	1	4	—	1	—	—	—	—
448	Clothing & clothing accessories stores	122	366	1 537	19	8	8	2	1	—	—	—	—	—
452	General merchandise stores	673	2 561	10 424	11	1	5	2	1	1	—	1	—	—
4529	Other general merchandise stores	(F)	(D)	(D)	10	1	5	2	1	—	—	1	—	—
45291	Warehouse clubs & superstores	(E)	(D)	(D)	1	—	—	—	—	—	—	1	—	—
453	Miscellaneous store retailers	201	859	3 035	33	18	9	4	2	—	—	—	—	—
4539	Other miscellaneous store retailers	118	575	2 310	17	9	4	3	1	—	—	—	—	—
<b>48-49</b>	<b>Transportation &amp; warehousing</b>	<b>418</b>	<b>3 082</b>	<b>13 422</b>	<b>62</b>	<b>42</b>	<b>8</b>	<b>5</b>	<b>6</b>	<b>1</b>	—	—	—	—
484	Truck transportation	(E)	(D)	(D)	55	38	7	4	5	1	—	—	—	—
4841	General freight trucking	252	2 279	9 329	29	17	5	2	4	1	—	—	—	—
48412	General freight trucking, long-distance	236	2 186	9 030	20	10	3	2	4	1	—	—	—	—
484121	General freight trucking, long-distance, TL	115	977	3 956	14	8	2	2	2	—	—	—	—	—
484122	General freight trucking, long-distance, LTL	121	1 209	5 074	6	2	1	—	2	1	—	—	—	—
4842	Specialized freight trucking	(C)	(D)	(D)	26	21	2	2	1	—	—	—	—	—
<b>51</b>	<b>Information</b>	<b>672</b>	<b>3 172</b>	<b>13 565</b>	<b>22</b>	<b>10</b>	<b>3</b>	<b>3</b>	<b>3</b>	<b>1</b>	<b>1</b>	<b>1</b>	—	—
513	Broadcasting & telecommunications	147	1 200	5 580	12	6	1	3	1	1	—	—	—	—
5133	Telecommunications	102	828	3 562	5	2	1	—	1	1	—	—	—	—
514	Information & data processing services	463	1 792	7 184	6	3	1	—	—	—	1	1	—	—
5142	Data processing services	463	1 792	7 184	6	3	1	—	—	—	1	1	—	—
51421	Data processing services	463	1 792	7 184	6	3	1	—	—	—	1	1	—	—
514210	Data processing services	463	1 792	7 184	6	3	1	—	—	—	1	1	—	—

See footnotes at end of table.

**Table 6. Counties—Employees, Payroll, and Establishments by Industry: 2001—Con.**

[Excludes most government employees, railroad employees, and self-employed persons. Size class 1 to 4 includes establishments with payroll, but no employees, during mid-March pay period. (D) denotes figures withheld to avoid disclosing data for individual companies; the data are included in broader industry totals. Detailed industries with 100 or more employees are shown if industry was not a (D). For explanation of terms, abbreviations, and data reliability/comparability, see introductory text]

NAICS code	Industry	Number of employees for week including March 12	Payroll (\$1,000)		Total number of establishments	Number of establishments by employment-size class								
			First quarter	Annual		1 to 4	5 to 9	10 to 19	20 to 49	50 to 99	100 to 249	250 to 499	500 to 999	1,000 or more
<b>LAUREL—Con.</b>														
<b>52</b>	<b>Finance &amp; insurance</b> .....	<b>948</b>	<b>6 053</b>	<b>28 057</b>	<b>63</b>	<b>32</b>	<b>22</b>	<b>5</b>	<b>2</b>	—	<b>1</b>	<b>1</b>	—	—
522	Credit intermediation & related activities .....	841	5 135	24 090	40	18	16	2	2	—	1	1	—	—
5221	Depository credit intermediation .....	308	1 696	7 994	20	4	11	2	2	—	1	—	—	—
52211	Commercial banking .....	290	1 597	7 628	17	3	9	2	2	—	1	—	—	—
522110	Commercial banking .....	290	1 597	7 628	17	3	9	2	2	—	1	—	—	—
5223	Activities related to credit intermediation .....	(E)	(D)	(D)	6	3	2	—	—	—	—	1	—	—
52232	Financial clearinghouse & reserve activities ..	(E)	(D)	(D)	1	—	—	—	—	—	—	1	—	—
<b>53</b>	<b>Real estate &amp; rental &amp; leasing</b> .....	<b>186</b>	<b>883</b>	<b>3 528</b>	<b>29</b>	<b>15</b>	<b>10</b>	<b>1</b>	<b>3</b>	—	—	—	—	—
532	Rental & leasing services .....	122	688	2 698	13	3	7	1	2	—	—	—	—	—
<b>54</b>	<b>Professional, scientific &amp; technical services</b> .....	<b>441</b>	<b>2 215</b>	<b>9 400</b>	<b>82</b>	<b>60</b>	<b>13</b>	<b>5</b>	<b>3</b>	<b>1</b>	—	—	—	—
541	Professional, scientific & technical services .....	441	2 215	9 400	82	60	13	5	3	1	—	—	—	—
5411	Legal services .....	208	1 304	5 748	45	32	9	2	2	—	—	—	—	—
54111	Offices of lawyers .....	191	1 223	5 383	41	31	6	2	2	—	—	—	—	—
541110	Offices of lawyers .....	191	1 223	5 383	41	31	6	2	2	—	—	—	—	—
<b>55</b>	<b>Management of companies &amp; enterprises</b> ..	<b>(B)</b>	<b>(D)</b>	<b>(D)</b>	<b>5</b>	<b>3</b>	—	<b>1</b>	<b>1</b>	—	—	—	—	—
<b>56</b>	<b>Admin, support, waste mgt, remediation services</b> .....	<b>1 080</b>	<b>4 248</b>	<b>18 292</b>	<b>41</b>	<b>17</b>	<b>7</b>	<b>6</b>	<b>5</b>	<b>4</b>	<b>1</b>	<b>1</b>	—	—
561	Administrative & support services .....	(G)	(D)	(D)	37	16	6	5	4	4	1	1	—	—
5613	Employment services .....	342	1 334	6 175	4	—	—	—	2	1	1	—	—	—
56132	Temporary help services .....	(E)	(D)	(D)	2	—	—	—	—	1	1	—	—	—
5616	Investigation & security services .....	384	1 469	5 702	4	1	—	—	1	1	—	1	—	—
56161	Investigation, guard & armored car services ..	(E)	(D)	(D)	3	1	—	—	—	1	—	1	—	—
5617	Services to buildings & dwellings .....	162	480	1 963	18	11	3	3	—	1	—	—	—	—
56172	Janitorial services .....	125	414	1 492	9	4	2	2	—	1	—	—	—	—
561720	Janitorial services .....	125	414	1 492	9	4	2	2	—	1	—	—	—	—
<b>61</b>	<b>Educational services</b> .....	<b>(B)</b>	<b>(D)</b>	<b>(D)</b>	<b>6</b>	<b>1</b>	<b>5</b>	—	—	—	—	—	—	—
<b>62</b>	<b>Health care and social assistance</b> .....	<b>1 553</b>	<b>10 225</b>	<b>49 223</b>	<b>83</b>	<b>27</b>	<b>28</b>	<b>17</b>	<b>7</b>	<b>2</b>	<b>1</b>	—	<b>1</b>	—
621	Ambulatory health care services .....	613	4 280	20 927	56	17	20	12	5	2	—	—	—	—
6211	Offices of physicians .....	231	2 340	12 441	22	5	7	7	3	—	—	—	—	—
62111	Offices of physicians .....	231	2 340	12 441	22	5	7	7	3	—	—	—	—	—
621111	Offices of physicians (exc mental health) ..	231	2 340	12 441	22	5	7	7	3	—	—	—	—	—
622	Hospitals .....	(F)	(D)	(D)	1	—	—	—	—	—	—	—	1	—
6221	General medical & surgical hospitals .....	(F)	(D)	(D)	1	—	—	—	—	—	—	—	1	—
62211	General medical & surgical hospitals .....	(F)	(D)	(D)	1	—	—	—	—	—	—	—	1	—
623	Nursing & residential care facilities .....	(C)	(D)	(D)	2	—	—	—	1	—	1	—	—	—
6231	Nursing care facilities .....	(C)	(D)	(D)	1	—	—	—	—	—	1	—	—	—
62311	Nursing care facilities .....	(C)	(D)	(D)	1	—	—	—	—	—	1	—	—	—
624	Social assistance .....	(C)	(D)	(D)	24	10	8	5	1	—	—	—	—	—
<b>71</b>	<b>Arts, entertainment &amp; recreation</b> .....	<b>82</b>	<b>190</b>	<b>1 054</b>	<b>12</b>	<b>9</b>	—	<b>1</b>	<b>2</b>	—	—	—	—	—
<b>72</b>	<b>Accommodation &amp; food services</b> .....	<b>1 847</b>	<b>4 245</b>	<b>18 296</b>	<b>67</b>	<b>10</b>	<b>8</b>	<b>13</b>	<b>29</b>	<b>4</b>	<b>2</b>	<b>1</b>	—	—
721	Accommodation .....	244	551	2 478	14	—	3	6	5	—	—	—	—	—
7211	Traveler accommodation .....	244	551	2 478	14	—	3	6	5	—	—	—	—	—
72111	Hotels (exc casino hotels) & motels .....	244	551	2 478	14	—	3	6	5	—	—	—	—	—
721110	Hotels (exc casino hotels) & motels .....	244	551	2 478	14	—	3	6	5	—	—	—	—	—
722	Food services & drinking places .....	1 603	3 694	15 818	53	10	5	7	24	4	2	1	—	—
7221	Full-service restaurants .....	579	1 682	7 330	18	6	—	2	5	3	2	—	—	—
72211	Full-service restaurants .....	579	1 682	7 330	18	6	—	2	5	3	2	—	—	—
722110	Full-service restaurants .....	579	1 682	7 330	18	6	—	2	5	3	2	—	—	—
7222	Limited-service eating places .....	1 024	2 012	8 488	35	4	5	5	19	1	—	1	—	—
72221	Limited-service eating places .....	1 024	2 012	8 488	35	4	5	5	19	1	—	1	—	—
722211	Limited-service restaurants .....	977	1 950	8 244	31	2	4	5	18	1	—	1	—	—
<b>81</b>	<b>Other services (except public administration)</b> .....	<b>635</b>	<b>2 370</b>	<b>10 324</b>	<b>93</b>	<b>58</b>	<b>21</b>	<b>9</b>	<b>3</b>	<b>1</b>	<b>1</b>	—	—	—
811	Repair & maintenance .....	154	702	2 792	41	27	12	2	—	—	—	—	—	—
8111	Automotive repair & maintenance .....	128	582	2 340	32	21	9	2	—	—	—	—	—	—
812	Personal & laundry services .....	228	793	3 795	17	10	3	3	—	—	1	—	—	—
8123	Drycleaning & laundry services .....	172	570	2 735	6	3	1	1	—	—	1	—	—	—
81233	Linen & uniform supply .....	(C)	(D)	(D)	1	—	—	—	—	—	1	—	—	—
813	Religious, grantmaking, civic, prof & like organizations .....	253	875	3 737	35	21	6	4	3	1	—	—	—	—
8131	Religious organizations .....	165	459	1 857	27	17	4	3	3	—	—	—	—	—
81311	Religious organizations .....	165	459	1 857	27	17	4	3	3	—	—	—	—	—
813110	Religious organizations .....	165	459	1 857	27	17	4	3	3	—	—	—	—	—
<b>95</b>	<b>Auxiliaries (exc corporate, subsidiary &amp; regional mgt)</b> .....	<b>(F)</b>	<b>(D)</b>	<b>(D)</b>	<b>2</b>	—	—	<b>1</b>	—	—	—	—	<b>1</b>	—
<b>99</b>	<b>Unclassified establishments</b> .....	<b>(A)</b>	<b>(D)</b>	<b>(D)</b>	<b>6</b>	<b>5</b>	<b>1</b>	—	—	—	—	—	—	—

See footnotes at end of table.



**Table 6. Counties—Employees, Payroll, and Establishments by Industry: 2001—Con.**

[Excludes most government employees, railroad employees, and self-employed persons. Size class 1 to 4 includes establishments with payroll, but no employees, during mid-March pay period. (D) denotes figures withheld to avoid disclosing data for individual companies; the data are included in broader industry totals. Detailed industries with 100 or more employees are shown if industry was not a (D). For explanation of terms, abbreviations, and data reliability/comparability, see introductory text]

NAICS code	Industry	Number of employees for week including March 12	Payroll (\$1,000)		Total number of establishments	Number of establishments by employment-size class								
			First quarter	Annual		1 to 4	5 to 9	10 to 19	20 to 49	50 to 99	100 to 249	250 to 499	500 to 999	1,000 or more
<b>LAWRENCE</b>														
	<b>Total</b> .....	<b>2 172</b>	<b>13 481</b>	<b>53 396</b>	<b>205</b>	<b>129</b>	<b>31</b>	<b>27</b>	<b>8</b>	<b>5</b>	<b>4</b>	<b>1</b>		
11	Forestry, fishing, hunting, and agriculture support	(A)	(D)	(D)	2	2	—	—	—	—	—	—	—	—
21	Mining	(B)	(D)	(D)	3	1	1	—	—	1	—	—	—	—
22	Utilities	(C)	(D)	(D)	2	—	—	—	1	—	1	—	—	—
221	Utilities	(C)	(D)	(D)	2	—	—	—	1	—	1	—	—	—
2211	Elec pwr generation, transmsn & distribution	(C)	(D)	(D)	2	—	—	—	1	—	1	—	—	—
22111	Electric power generation	(C)	(D)	(D)	1	—	—	—	—	—	1	—	—	—
23	Construction	35	169	872	12	10	—	2	—	—	—	—	—	—
31-33	Manufacturing	(B)	(D)	(D)	4	3	—	—	—	1	—	—	—	—
42	Wholesale trade	174	1 190	5 225	8	4	1	2	—	—	1	—	—	—
422	Wholesale trade, nondurable goods	162	1 134	5 021	3	—	—	2	—	—	1	—	—	—
4224	Grocery & related product whlse	(C)	(D)	(D)	2	—	—	1	—	—	1	—	—	—
42242	Packaged frozen food whlse	(C)	(D)	(D)	1	—	—	—	—	—	1	—	—	—
44-45	Retail trade	515	1 660	7 681	49	28	10	7	1	2	1	—	—	—
445	Food & beverage stores	160	477	2 006	7	4	—	1	—	2	—	—	—	—
4451	Grocery stores	160	477	2 006	7	4	—	1	—	2	—	—	—	—
44511	Grocery (except convenience) stores	160	477	2 006	7	4	—	1	—	2	—	—	—	—
445110	Grocery (except convenience) stores	160	477	2 006	7	4	—	1	—	2	—	—	—	—
447	Gasoline stations	184	436	2 081	10	5	3	1	—	—	1	—	—	—
4471	Gasoline stations	184	436	2 081	10	5	3	1	—	—	1	—	—	—
44711	Gasoline stations with convenience stores	(C)	(D)	(D)	9	4	3	1	—	—	1	—	—	—
48-49	Transportation & warehousing	21	102	459	8	7	—	1	—	—	—	—	—	—
51	Information	26	84	481	7	5	1	1	—	—	—	—	—	—
52	Finance & insurance	65	395	1 642	8	5	—	2	1	—	—	—	—	—
53	Real estate & rental & leasing	(A)	(D)	(D)	4	4	—	—	—	—	—	—	—	—
54	Professional, scientific & technical services	37	230	936	10	8	1	1	—	—	—	—	—	—
56	Admin, support, waste mgt, remediation services	15	66	347	7	6	1	—	—	—	—	—	—	—
62	Health care and social assistance	513	3 670	14 593	35	22	7	4	—	—	1	1	—	—
621	Ambulatory health care services	(C)	(D)	(D)	30	19	7	4	—	—	—	—	—	—
622	Hospitals	(E)	(D)	(D)	1	—	—	—	—	—	—	1	—	—
6221	General medical & surgical hospitals	(E)	(D)	(D)	1	—	—	—	—	—	—	1	—	—
62211	General medical & surgical hospitals	(E)	(D)	(D)	1	—	—	—	—	—	—	1	—	—
623	Nursing & residential care facilities	(C)	(D)	(D)	1	—	—	—	—	—	1	—	—	—
6231	Nursing care facilities	(C)	(D)	(D)	1	—	—	—	—	—	1	—	—	—
62311	Nursing care facilities	(C)	(D)	(D)	1	—	—	—	—	—	1	—	—	—
71	Arts, entertainment & recreation	(A)	(D)	(D)	1	1	—	—	—	—	—	—	—	—
72	Accommodation & food services	277	519	2 307	18	4	5	3	5	1	—	—	—	—
722	Food services & drinking places	(E)	(D)	(D)	16	4	3	3	5	1	—	—	—	—
7222	Limited-service eating places	219	397	1 756	9	—	1	3	4	1	—	—	—	—
72221	Limited-service eating places	219	397	1 756	9	—	1	3	4	1	—	—	—	—
722211	Limited-service restaurants	219	397	1 756	9	—	1	3	4	1	—	—	—	—
81	Other services (except public administration)	106	383	1 791	25	17	4	4	—	—	—	—	—	—
99	Unclassified establishments	(A)	(D)	(D)	2	2	—	—	—	—	—	—	—	—
<b>LEE</b>														
	<b>Total</b> .....	<b>1 684</b>	<b>5 944</b>	<b>24 935</b>	<b>110</b>	<b>57</b>	<b>22</b>	<b>21</b>	<b>4</b>	<b>2</b>	<b>3</b>	<b>1</b>		
21	Mining	(B)	(D)	(D)	3	1	2	—	—	—	—	—	—	—
22	Utilities	(A)	(D)	(D)	1	1	—	—	—	—	—	—	—	—
23	Construction	59	228	1 143	11	6	3	2	—	—	—	—	—	—
31-33	Manufacturing	167	632	2 431	5	2	1	—	1	—	1	—	—	—
339	Miscellaneous mfg	(C)	(D)	(D)	1	—	—	—	—	—	1	—	—	—
3391	Medical equipment & supplies mfg	(C)	(D)	(D)	1	—	—	—	—	—	1	—	—	—
33911	Medical equipment & supplies mfg	(C)	(D)	(D)	1	—	—	—	—	—	1	—	—	—
42	Wholesale trade	(A)	(D)	(D)	2	1	1	—	—	—	—	—	—	—
44-45	Retail trade	211	987	3 875	26	10	6	8	2	—	—	—	—	—
48-49	Transportation & warehousing	(B)	(D)	(D)	3	1	1	1	—	—	—	—	—	—
51	Information	(A)	(D)	(D)	3	2	—	1	—	—	—	—	—	—
52	Finance & insurance	(B)	(D)	(D)	3	1	—	1	—	1	—	—	—	—
53	Real estate & rental & leasing	7	16	75	5	5	—	—	—	—	—	—	—	—
54	Professional, scientific & technical services	12	26	147	7	7	—	—	—	—	—	—	—	—
55	Management of companies & enterprises	(A)	(D)	(D)	1	—	—	1	—	—	—	—	—	—

See footnotes at end of table.

**Table 6. Counties—Employees, Payroll, and Establishments by Industry: 2001—Con.**

[Excludes most government employees, railroad employees, and self-employed persons. Size class 1 to 4 includes establishments with payroll, but no employees, during mid-March pay period. (D) denotes figures withheld to avoid disclosing data for individual companies; the data are included in broader industry totals. Detailed industries with 100 or more employees are shown if industry was not a (D). For explanation of terms, abbreviations, and data reliability/comparability, see introductory text]

NAICS code	Industry	Number of employees for week including March 12	Payroll (\$1,000)		Total number of establishments	Number of establishments by employment-size class									
			First quarter	Annual		1 to 4	5 to 9	10 to 19	20 to 49	50 to 99	100 to 249	250 to 499	500 to 999	1,000 or more	
<b>LEE—Con.</b>															
56	<b>Admin, support, waste mgt, remediation services</b> .....	(C)	(D)	(D)	3	1	—	1	—	—	1	—	—	—	
561	Administrative & support services .....	(C)	(D)	(D)	3	1	—	1	—	—	1	—	—	—	
5612	Facilities support services .....	(C)	(D)	(D)	2	—	—	1	—	—	1	—	—	—	
56121	Facilities support services .....	(C)	(D)	(D)	2	—	—	1	—	—	1	—	—	—	
61	<b>Educational services</b> .....	(A)	(D)	(D)	2	2	—	—	—	—	—	—	—	—	
62	<b>Health care and social assistance</b> .....	751	1 722	7 174	19	10	3	3	—	1	1	1	—	—	
623	Nursing & residential care facilities .....	(C)	(D)	(D)	3	2	—	—	—	—	1	—	—	—	
6231	Nursing care facilities .....	(C)	(D)	(D)	1	—	—	—	—	—	1	—	—	—	
62311	Nursing care facilities .....	(C)	(D)	(D)	1	—	—	—	—	—	1	—	—	—	
624	Social assistance .....	(F)	(D)	(D)	7	3	1	1	—	1	—	1	—	—	
6243	Vocational rehabilitation services .....	(F)	(D)	(D)	2	—	—	—	—	1	—	1	—	—	
62431	Vocational rehabilitation services .....	(F)	(D)	(D)	2	—	—	—	—	1	—	1	—	—	
72	<b>Accommodation &amp; food services</b> .....	70	142	561	7	1	3	2	1	—	—	—	—	—	
81	<b>Other services (except public administration)</b> .....	28	119	470	7	4	2	1	—	—	—	—	—	—	
95	<b>Auxiliaries (exc corporate, subsidiary &amp; regional mgt)</b> .....	(A)	(D)	(D)	1	1	—	—	—	—	—	—	—	—	
99	<b>Unclassified establishments</b> .....	(A)	(D)	(D)	1	1	—	—	—	—	—	—	—	—	
<b>LESLIE</b>															
	<b>Total</b> .....	1 268	6 190	27 185	130	84	18	14	9	3	2	—	—	—	
11	<b>Forestry, fishing, hunting, and agriculture support</b> .....	51	195	814	9	5	2	2	—	—	—	—	—	—	
21	<b>Mining</b> .....	(C)	(D)	(D)	2	1	—	—	—	—	1	—	—	—	
212	Mining (except oil & gas) .....	(C)	(D)	(D)	2	1	—	—	—	—	1	—	—	—	
2121	Coal mining .....	(C)	(D)	(D)	1	—	—	—	—	—	1	—	—	—	
21211	Coal mining .....	(C)	(D)	(D)	1	—	—	—	—	—	1	—	—	—	
23	<b>Construction</b> .....	12	61	262	4	3	1	—	—	—	—	—	—	—	
42	<b>Wholesale trade</b> .....	(A)	(D)	(D)	1	1	—	—	—	—	—	—	—	—	
44-45	<b>Retail trade</b> .....	207	691	3 447	36	22	7	4	3	—	—	—	—	—	
48-49	<b>Transportation &amp; warehousing</b> .....	100	421	1 749	18	15	—	1	1	1	—	—	—	—	
484	Truck transportation .....	100	421	1 749	18	15	—	1	1	1	—	—	—	—	
51	<b>Information</b> .....	(B)	(D)	(D)	1	—	—	—	1	—	—	—	—	—	
52	<b>Finance &amp; insurance</b> .....	(B)	(D)	(D)	5	2	2	—	—	1	—	—	—	—	
53	<b>Real estate &amp; rental &amp; leasing</b> .....	22	111	507	4	3	—	1	—	—	—	—	—	—	
54	<b>Professional, scientific &amp; technical services</b> .....	(B)	(D)	(D)	11	7	2	2	—	—	—	—	—	—	
55	<b>Management of companies &amp; enterprises</b> .....	(B)	(D)	(D)	1	—	—	—	1	—	—	—	—	—	
56	<b>Admin, support, waste mgt, remediation services</b> .....	(A)	(D)	(D)	3	3	—	—	—	—	—	—	—	—	
61	<b>Educational services</b> .....	(B)	(D)	(D)	1	—	—	—	1	—	—	—	—	—	
62	<b>Health care and social assistance</b> .....	409	2 174	9 489	15	7	3	2	1	1	1	—	—	—	
622	Hospitals .....	(C)	(D)	(D)	1	—	—	—	—	—	1	—	—	—	
6221	General medical & surgical hospitals .....	(C)	(D)	(D)	1	—	—	—	—	—	1	—	—	—	
62211	General medical & surgical hospitals .....	(C)	(D)	(D)	1	—	—	—	—	—	1	—	—	—	
72	<b>Accommodation &amp; food services</b> .....	55	118	489	4	1	1	1	1	—	—	—	—	—	
81	<b>Other services (except public administration)</b> .....	28	122	617	13	12	—	1	—	—	—	—	—	—	
99	<b>Unclassified establishments</b> .....	(A)	(D)	(D)	2	2	—	—	—	—	—	—	—	—	
<b>LETCHER</b>															
	<b>Total</b> .....	5 174	31 879	136 644	424	215	92	64	36	7	8	2	—	—	
11	<b>Forestry, fishing, hunting, and agriculture support</b> .....	(B)	(D)	(D)	8	4	4	—	—	—	—	—	—	—	
21	<b>Mining</b> .....	1 276	12 425	51 520	32	6	1	5	14	2	4	—	—	—	
212	Mining (except oil & gas) .....	1 198	12 097	49 687	26	4	—	3	13	2	4	—	—	—	
2121	Coal mining .....	1 136	11 678	47 686	23	4	—	2	11	2	4	—	—	—	
21211	Coal mining .....	1 136	11 678	47 686	23	4	—	2	11	2	4	—	—	—	
212111	Bituminous coal & lignite surface mining .....	464	4 099	17 506	13	2	—	2	7	1	1	—	—	—	
212112	Bituminous coal underground mining .....	672	7 579	30 180	10	2	—	—	4	1	3	—	—	—	
22	<b>Utilities</b> .....	(B)	(D)	(D)	2	—	1	1	—	—	—	—	—	—	
23	<b>Construction</b> .....	139	648	2 973	22	12	7	2	1	—	—	—	—	—	
31-33	<b>Manufacturing</b> .....	108	612	2 350	5	1	2	1	—	1	—	—	—	—	
42	<b>Wholesale trade</b> .....	461	1 589	6 923	11	2	3	4	1	—	—	1	—	—	
422	Wholesale trade, nondurable goods .....	(E)	(D)	(D)	3	—	—	2	—	—	—	1	—	—	
4227	Petroleum & petroleum products whsle .....	(E)	(D)	(D)	2	—	—	1	—	—	—	1	—	—	
42271	Petroleum bulk stations & terminals .....	(E)	(D)	(D)	2	—	—	1	—	—	—	1	—	—	

See footnotes at end of table.

**Table 6. Counties—Employees, Payroll, and Establishments by Industry: 2001—Con.**

[Excludes most government employees, railroad employees, and self-employed persons. Size class 1 to 4 includes establishments with payroll, but no employees, during mid-March pay period. (D) denotes figures withheld to avoid disclosing data for individual companies; the data are included in broader industry totals. Detailed industries with 100 or more employees are shown if industry was not a (D). For explanation of terms, abbreviations, and data reliability/comparability, see introductory text]

NAICS code	Industry	Number of employees for week including March 12	Payroll (\$1,000)		Total number of establishments	Number of establishments by employment-size class								
			First quarter	Annual		1 to 4	5 to 9	10 to 19	20 to 49	50 to 99	100 to 249	250 to 499	500 to 999	1,000 or more
<b>LETCHER—Con.</b>														
<b>44-45</b>	<b>Retail trade</b> .....	<b>770</b>	<b>2 628</b>	<b>11 866</b>	<b>93</b>	<b>51</b>	<b>24</b>	<b>12</b>	<b>4</b>	<b>1</b>	<b>1</b>			
445	Food & beverage stores .....	205	551	2 325	10	4	1	2	2	1				
4451	Grocery stores .....	(C)	(D)	(D)	9	3	1	2	2	1				
44511	Grocery (except convenience) stores .....	(C)	(D)	(D)	8	3		2	2	1				
446	Health & personal care stores .....	122	549	2 599	12	3	4	4	1					
4461	Health & personal care stores .....	122	549	2 599	12	3	4	4	1					
44611	Pharmacies & drug stores .....	(C)	(D)	(D)	11	3	3	4	1					
452	General merchandise stores .....	173	509	2 486	8	2	5				1			
4521	Department stores .....	(C)	(D)	(D)	1						1			
45211	Department stores .....	(C)	(D)	(D)	1						1			
<b>48-49</b>	<b>Transportation &amp; warehousing</b> .....	<b>426</b>	<b>2 013</b>	<b>9 658</b>	<b>64</b>	<b>41</b>	<b>8</b>	<b>13</b>	<b>1</b>		<b>1</b>			
484	Truck transportation .....	(E)	(D)	(D)	63	40	8	13	1		1			
4842	Specialized freight trucking .....	346	1 635	8 044	47	30	5	11			1			
48422	Specialized freight (exc used) trucking, local ..	316	1 533	7 551	42	28	3	10			1			
484220	Specialized freight (exc used) trucking, local ..	316	1 533	7 551	42	28	3	10			1			
<b>51</b>	<b>Information</b> .....	<b>130</b>	<b>498</b>	<b>1 980</b>	<b>10</b>	<b>3</b>	<b>3</b>	<b>2</b>	<b>1</b>	<b>1</b>				
<b>52</b>	<b>Finance &amp; insurance</b> .....	<b>161</b>	<b>829</b>	<b>3 515</b>	<b>25</b>	<b>12</b>	<b>9</b>	<b>3</b>	<b>1</b>					
522	Credit intermediation & related activities .....	121	632	2 575	14	4	7	2	1					
5221	Depository credit intermediation .....	(C)	(D)	(D)	11	2	6	2	1					
52211	Commercial banking .....	(C)	(D)	(D)	10	1	6	2	1					
<b>53</b>	<b>Real estate &amp; rental &amp; leasing</b> .....	<b>13</b>	<b>50</b>	<b>323</b>	<b>5</b>	<b>3</b>	<b>2</b>							
<b>54</b>	<b>Professional, scientific &amp; technical services</b> .....	<b>178</b>	<b>1 035</b>	<b>4 317</b>	<b>28</b>	<b>19</b>	<b>4</b>	<b>3</b>	<b>1</b>	<b>1</b>				
541	Professional, scientific & technical services .....	178	1 035	4 317	28	19	4	3	1	1				
5413	Architectural, engineering & related services ...	117	825	3 499	7	2	2	1	1	1				
<b>55</b>	<b>Management of companies &amp; enterprises</b> .....	<b>81</b>	<b>694</b>	<b>3 060</b>	<b>4</b>	<b>1</b>	<b>1</b>		<b>2</b>					
<b>56</b>	<b>Admin, support, waste mgt, remediation services</b> .....	<b>2</b>	<b>6</b>	<b>29</b>	<b>3</b>	<b>3</b>								
<b>62</b>	<b>Health care and social assistance</b> .....	<b>853</b>	<b>6 703</b>	<b>29 034</b>	<b>40</b>	<b>16</b>	<b>7</b>	<b>10</b>	<b>3</b>	<b>1</b>	<b>2</b>	<b>1</b>		
621	Ambulatory health care services .....	355	3 148	13 768	28	11	6	7	3		1			
6211	Offices of physicians .....	114	1 087	5 140	13	3	5	3	2					
62111	Offices of physicians .....	114	1 087	5 140	13	3	5	3	2					
6214	Outpatient care centers .....	(C)	(D)	(D)	6	4		1			1			
62149	Other outpatient care centers .....	(C)	(D)	(D)	4	3					1			
622	Hospitals .....	(E)	(D)	(D)	2						1	1		
6221	General medical & surgical hospitals .....	(E)	(D)	(D)	2						1	1		
62211	General medical & surgical hospitals .....	(E)	(D)	(D)	2						1	1		
<b>71</b>	<b>Arts, entertainment &amp; recreation</b> .....	<b>(B)</b>	<b>(D)</b>	<b>(D)</b>	<b>3</b>	<b>1</b>	<b>1</b>		<b>1</b>					
<b>72</b>	<b>Accommodation &amp; food services</b> .....	<b>303</b>	<b>694</b>	<b>3 008</b>	<b>22</b>	<b>5</b>	<b>7</b>	<b>5</b>	<b>5</b>					
722	Food services & drinking places .....	272	637	2 743	19	5	6	3	5					
7222	Limited-service eating places .....	255	615	2 633	16	4	4	3	5					
72221	Limited-service eating places .....	255	615	2 633	16	4	4	3	5					
722211	Limited-service restaurants .....	255	615	2 633	16	4	4	3	5					
<b>81</b>	<b>Other services (except public administration)</b> .....	<b>150</b>	<b>493</b>	<b>1 983</b>	<b>42</b>	<b>31</b>	<b>8</b>	<b>2</b>	<b>1</b>					
<b>95</b>	<b>Auxiliaries (exc corporate, subsidiary &amp; regional mgt)</b> .....	<b>(A)</b>	<b>(D)</b>	<b>(D)</b>	<b>1</b>			<b>1</b>						
<b>99</b>	<b>Unclassified establishments</b> .....	<b>(A)</b>	<b>(D)</b>	<b>(D)</b>	<b>4</b>	<b>4</b>								
<b>LEWIS</b>														
	<b>Total</b> .....	<b>1 043</b>	<b>4 093</b>	<b>17 950</b>	<b>146</b>	<b>84</b>	<b>32</b>	<b>17</b>	<b>11</b>	<b>1</b>	<b>1</b>			
<b>11</b>	<b>Forestry, fishing, hunting, and agriculture support</b> .....	<b>37</b>	<b>111</b>	<b>406</b>	<b>4</b>	<b>2</b>	<b>1</b>		<b>1</b>					
<b>21</b>	<b>Mining</b> .....	<b>(A)</b>	<b>(D)</b>	<b>(D)</b>	<b>1</b>	<b>1</b>								
<b>23</b>	<b>Construction</b> .....	<b>57</b>	<b>223</b>	<b>1 673</b>	<b>18</b>	<b>14</b>	<b>2</b>	<b>2</b>						
<b>31-33</b>	<b>Manufacturing</b> .....	<b>242</b>	<b>1 023</b>	<b>4 230</b>	<b>13</b>	<b>2</b>	<b>3</b>	<b>4</b>	<b>3</b>	<b>1</b>				
321	Wood product mfg .....	128	424	1 553	9	2	1	3	3					
326	Plastics & rubber products mfg .....	(C)	(D)	(D)	2			1		1				
3261	Plastics product mfg .....	(C)	(D)	(D)	2			1		1				
<b>42</b>	<b>Wholesale trade</b> .....	<b>25</b>	<b>91</b>	<b>377</b>	<b>6</b>	<b>4</b>	<b>1</b>	<b>1</b>						
<b>44-45</b>	<b>Retail trade</b> .....	<b>230</b>	<b>615</b>	<b>2 892</b>	<b>39</b>	<b>24</b>	<b>7</b>	<b>4</b>	<b>4</b>					
447	Gasoline stations .....	107	236	1 111	10	5	2	1	2					
4471	Gasoline stations .....	107	236	1 111	10	5	2	1	2					
<b>48-49</b>	<b>Transportation &amp; warehousing</b> .....	<b>(B)</b>	<b>(D)</b>	<b>(D)</b>	<b>7</b>	<b>5</b>	<b>1</b>	<b>1</b>						
<b>51</b>	<b>Information</b> .....	<b>12</b>	<b>53</b>	<b>220</b>	<b>4</b>	<b>2</b>	<b>2</b>							
<b>52</b>	<b>Finance &amp; insurance</b> .....	<b>93</b>	<b>489</b>	<b>2 026</b>	<b>11</b>	<b>5</b>	<b>3</b>	<b>2</b>	<b>1</b>					
<b>53</b>	<b>Real estate &amp; rental &amp; leasing</b> .....	<b>10</b>	<b>12</b>	<b>51</b>	<b>5</b>	<b>5</b>								

See footnotes at end of table.

**Table 6. Counties—Employees, Payroll, and Establishments by Industry: 2001—Con.**

[Excludes most government employees, railroad employees, and self-employed persons. Size class 1 to 4 includes establishments with payroll, but no employees, during mid-March pay period. (D) denotes figures withheld to avoid disclosing data for individual companies; the data are included in broader industry totals. Detailed industries with 100 or more employees are shown if industry was not a (D). For explanation of terms, abbreviations, and data reliability/comparability, see introductory text]

NAICS code	Industry	Number of employees for week including March 12	Payroll (\$1,000)		Total number of establishments	Number of establishments by employment-size class								
			First quarter	Annual		1 to 4	5 to 9	10 to 19	20 to 49	50 to 99	100 to 249	250 to 499	500 to 999	1,000 or more
<b>LEWIS—Con.</b>														
54	<b>Professional, scientific &amp; technical services</b> .....	35	163	614	8	5	2	1	—	—	—	—	—	—
55	<b>Management of companies &amp; enterprises</b> .....	(A)	(D)	(D)	1	—	1	—	—	—	—	—	—	—
61	<b>Educational services</b> .....	(A)	(D)	(D)	1	—	1	—	—	—	—	—	—	—
62	<b>Health care and social assistance</b> .....	198	980	4 013	14	6	5	1	1	—	1	—	—	—
623	Nursing & residential care facilities .....	(C)	(D)	(D)	2	—	1	—	—	—	1	—	—	—
6231	Nursing care facilities .....	(C)	(D)	(D)	1	—	—	—	—	—	1	—	—	—
62311	Nursing care facilities .....	(C)	(D)	(D)	1	—	—	—	—	—	1	—	—	—
72	<b>Accommodation &amp; food services</b> .....	43	58	268	9	5	3	1	—	—	—	—	—	—
81	<b>Other services (except public administration)</b> .....	(B)	(D)	(D)	4	3	—	—	1	—	—	—	—	—
99	<b>Unclassified establishments</b> .....	(A)	(D)	(D)	1	1	—	—	—	—	—	—	—	—
<b>LINCOLN</b>														
	<b>Total</b> .....	2 901	14 629	59 733	299	178	66	34	11	5	4	1	—	—
11	<b>Forestry, fishing, hunting, and agriculture support</b> .....	(A)	(D)	(D)	1	1	—	—	—	—	—	—	—	—
23	<b>Construction</b> .....	255	1 077	4 883	52	37	10	4	—	1	—	—	—	—
234	Heavy construction .....	102	435	1 586	8	4	2	1	—	1	—	—	—	—
235	Special trade contractors .....	125	548	2 899	33	23	7	3	—	—	—	—	—	—
31-33	<b>Manufacturing</b> .....	738	4 973	20 956	12	3	—	2	3	2	1	1	—	—
336	Transportation equipment mfg .....	(E)	(D)	(D)	1	—	—	—	—	—	—	1	—	—
3363	Motor vehicle parts mfg .....	(E)	(D)	(D)	1	—	—	—	—	—	—	1	—	—
33634	Motor vehicle brake system mfg .....	(E)	(D)	(D)	1	—	—	—	—	—	—	1	—	—
339	Miscellaneous mfg .....	(C)	(D)	(D)	1	—	—	—	—	—	1	—	—	—
3399	Other miscellaneous mfg .....	(C)	(D)	(D)	1	—	—	—	—	—	1	—	—	—
33993	Doll, toy & game mfg .....	(C)	(D)	(D)	1	—	—	—	—	—	1	—	—	—
42	<b>Wholesale trade</b> .....	79	327	1 246	15	9	5	—	1	—	—	—	—	—
44-45	<b>Retail trade</b> .....	529	1 769	7 506	67	34	20	9	3	—	1	—	—	—
445	Food & beverage stores .....	142	402	1 657	14	7	4	—	3	—	—	—	—	—
4451	Grocery stores .....	142	402	1 657	14	7	4	—	3	—	—	—	—	—
44511	Grocery (except convenience) stores .....	130	385	1 559	10	4	3	—	3	—	—	—	—	—
445110	Grocery (except convenience) stores .....	130	385	1 559	10	4	3	—	3	—	—	—	—	—
452	General merchandise stores .....	130	415	1 932	7	3	—	—	—	—	1	—	—	—
4521	Department stores .....	(C)	(D)	(D)	1	—	—	—	—	—	1	—	—	—
45211	Department stores .....	(C)	(D)	(D)	1	—	—	—	—	—	1	—	—	—
48-49	<b>Transportation &amp; warehousing</b> .....	56	364	1 365	8	3	3	1	1	—	—	—	—	—
51	<b>Information</b> .....	28	106	433	4	1	2	1	—	—	—	—	—	—
52	<b>Finance &amp; insurance</b> .....	262	2 191	7 915	14	8	4	—	1	—	1	—	—	—
522	Credit intermediation & related activities .....	(C)	(D)	(D)	6	2	2	—	1	—	1	—	—	—
5221	Depository credit intermediation .....	(C)	(D)	(D)	4	1	1	—	1	—	1	—	—	—
52211	Commercial banking .....	(C)	(D)	(D)	4	1	1	—	1	—	1	—	—	—
53	<b>Real estate &amp; rental &amp; leasing</b> .....	7	27	97	3	3	—	—	—	—	—	—	—	—
54	<b>Professional, scientific &amp; technical services</b> .....	76	315	1 356	20	15	3	2	—	—	—	—	—	—
56	<b>Admin, support, waste mgt, remediation services</b> .....	27	188	848	7	4	2	1	—	—	—	—	—	—
61	<b>Educational services</b> .....	(A)	(D)	(D)	1	1	—	—	—	—	—	—	—	—
62	<b>Health care and social assistance</b> .....	524	2 503	9 760	27	9	6	9	1	1	1	—	—	—
621	Ambulatory health care services .....	143	883	3 801	17	5	5	6	1	—	—	—	—	—
622	Hospitals .....	(C)	(D)	(D)	1	—	—	—	—	—	1	—	—	—
6221	General medical & surgical hospitals .....	(C)	(D)	(D)	1	—	—	—	—	—	1	—	—	—
62211	General medical & surgical hospitals .....	(C)	(D)	(D)	1	—	—	—	—	—	1	—	—	—
623	Nursing & residential care facilities .....	(C)	(D)	(D)	2	—	—	1	—	1	—	—	—	—
71	<b>Arts, entertainment &amp; recreation</b> .....	(A)	(D)	(D)	1	—	1	—	—	—	—	—	—	—
72	<b>Accommodation &amp; food services</b> .....	181	378	1 685	15	6	3	4	1	1	—	—	—	—
722	Food services & drinking places .....	181	378	1 685	15	6	3	4	1	1	—	—	—	—
81	<b>Other services (except public administration)</b> .....	105	271	1 208	48	42	6	—	—	—	—	—	—	—
95	<b>Auxiliaries (exc corporate, subsidiary &amp; regional mgt)</b> .....	(A)	(D)	(D)	1	—	1	—	—	—	—	—	—	—
99	<b>Unclassified establishments</b> .....	13	50	69	3	2	—	1	—	—	—	—	—	—

See footnotes at end of table.

**Table 6. Counties—Employees, Payroll, and Establishments by Industry: 2001—Con.**

[Excludes most government employees, railroad employees, and self-employed persons. Size class 1 to 4 includes establishments with payroll, but no employees, during mid-March pay period. (D) denotes figures withheld to avoid disclosing data for individual companies; the data are included in broader industry totals. Detailed industries with 100 or more employees are shown if industry was not a (D). For explanation of terms, abbreviations, and data reliability/comparability, see introductory text]

NAICS code	Industry	Number of employees for week including March 12	Payroll (\$1,000)		Total number of establishments	Number of establishments by employment-size class								
			First quarter	Annual		1 to 4	5 to 9	10 to 19	20 to 49	50 to 99	100 to 249	250 to 499	500 to 999	1,000 or more
<b>LIVINGSTON</b>														
	<b>Total</b> .....	<b>1 808</b>	<b>11 875</b>	<b>52 934</b>	<b>159</b>	<b>103</b>	<b>21</b>	<b>18</b>	<b>7</b>	<b>5</b>	<b>5</b>			
11	Forestry, fishing, hunting, and agriculture support .....	(A)	(D)	(D)	1	1	—	—	—	—	—	—	—	—
21	Mining .....	323	3 285	13 214	5	1	—	—	2	—	2	—	—	—
212	Mining (except oil & gas) .....	323	3 285	13 214	5	1	—	—	2	—	2	—	—	—
2123	Nonmetallic mineral mining & quarrying .....	323	3 285	13 214	5	1	—	—	2	—	2	—	—	—
21231	Stone mining & quarrying .....	(E)	(D)	(D)	3	—	—	—	1	—	2	—	—	—
23	Construction .....	95	590	5 290	13	8	2	2	—	1	—	—	—	—
31-33	Manufacturing .....	81	417	1 748	10	7	—	2	1	—	—	—	—	—
42	Wholesale trade .....	36	236	1 314	6	3	2	1	—	—	—	—	—	—
44-45	Retail trade .....	192	665	2 871	32	19	4	8	1	—	—	—	—	—
48-49	Transportation & warehousing .....	199	1 990	7 600	12	7	—	2	1	2	—	—	—	—
51	Information .....	(A)	(D)	(D)	1	—	1	—	—	—	—	—	—	—
52	Finance & insurance .....	31	152	586	7	4	3	—	—	—	—	—	—	—
53	Real estate & rental & leasing .....	(A)	(D)	(D)	2	2	—	—	—	—	—	—	—	—
54	Professional, scientific & technical services .....	23	100	461	11	10	1	—	—	—	—	—	—	—
56	Admin, support, waste mgt, remediation services .....	(A)	(D)	(D)	4	4	—	—	—	—	—	—	—	—
61	Educational services .....	(A)	(D)	(D)	2	2	—	—	—	—	—	—	—	—
62	Health care and social assistance .....	279	1 705	7 427	10	4	3	1	—	1	1	—	—	—
622	Hospitals .....	(C)	(D)	(D)	1	—	—	—	—	—	1	—	—	—
6221	General medical & surgical hospitals .....	(C)	(D)	(D)	1	—	—	—	—	—	1	—	—	—
62211	General medical & surgical hospitals .....	(C)	(D)	(D)	1	—	—	—	—	—	1	—	—	—
71	Arts, entertainment & recreation .....	73	291	1 538	4	1	2	—	—	1	—	—	—	—
72	Accommodation & food services .....	283	589	3 338	12	6	1	2	2	—	1	—	—	—
722	Food services & drinking places .....	(E)	(D)	(D)	10	5	1	1	2	—	1	—	—	—
7221	Full-service restaurants .....	256	540	3 067	6	2	—	1	2	—	1	—	—	—
72211	Full-service restaurants .....	256	540	3 067	6	2	—	1	2	—	1	—	—	—
722110	Full-service restaurants .....	256	540	3 067	6	2	—	1	2	—	1	—	—	—
81	Other services (except public administration) .....	52	129	587	24	22	2	—	—	—	—	—	—	—
95	Auxiliaries (exc corporate, subsidiary & regional mgt) .....	(C)	(D)	(D)	1	—	—	—	—	—	1	—	—	—
99	Unclassified establishments .....	(A)	(D)	(D)	2	2	—	—	—	—	—	—	—	—
<b>LOGAN</b>														
	<b>Total</b> .....	<b>7 619</b>	<b>52 229</b>	<b>192 117</b>	<b>503</b>	<b>264</b>	<b>116</b>	<b>52</b>	<b>48</b>	<b>11</b>	<b>8</b>	<b>2</b>	<b>2</b>	
11	Forestry, fishing, hunting, and agriculture support .....	(B)	(D)	(D)	2	—	1	1	—	—	—	—	—	—
21	Mining .....	(B)	(D)	(D)	1	—	—	—	1	—	—	—	—	—
22	Utilities .....	(B)	(D)	(D)	2	1	—	—	1	—	—	—	—	—
23	Construction .....	320	1 719	7 102	42	33	5	2	1	1	1	—	—	—
233	Building, developing & general contracting .....	181	954	3 956	11	8	1	—	1	—	1	—	—	—
2333	Nonresidential building construction .....	(C)	(D)	(D)	2	—	—	—	1	—	1	—	—	—
23332	Commercial & institutional bldg construction ..	(C)	(D)	(D)	2	—	—	—	1	—	1	—	—	—
235	Special trade contractors .....	127	705	2 730	27	22	3	—	1	1	—	—	—	—
31-33	Manufacturing .....	3 802	33 562	117 912	46	7	9	6	11	6	3	2	2	—
315	Apparel manufacturing .....	(F)	(D)	(D)	4	—	—	—	—	1	3	—	—	—
3151	Apparel knitting mills .....	(E)	(D)	(D)	2	—	—	—	—	—	2	—	—	—
31511	Hosiery & sock mills .....	(E)	(D)	(D)	2	—	—	—	—	—	2	—	—	—
3152	Cut & sew apparel mfg .....	(E)	(D)	(D)	2	—	—	—	—	1	1	—	—	—
31522	Men's, boys' cut & sew apparel mfg .....	(E)	(D)	(D)	2	—	—	—	—	1	1	—	—	—
321	Wood product mfg .....	134	739	3 544	11	3	3	2	3	—	—	—	—	—
326	Plastics & rubber products mfg .....	574	4 744	18 349	3	—	—	—	1	1	—	1	—	—
3261	Plastics product mfg .....	574	4 744	18 349	3	—	—	—	1	1	—	1	—	—
32615	Foam product (exc polystyrene) mfg .....	(E)	(D)	(D)	1	—	—	—	—	—	—	1	—	—
331	Primary metal mfg .....	(G)	(D)	(D)	2	—	—	—	—	—	—	1	1	—
3313	Alumina & aluminum production & processing ..	(F)	(D)	(D)	1	—	—	—	—	—	—	—	1	—
33131	Alumina & aluminum production & processing .....	(F)	(D)	(D)	1	—	—	—	—	—	—	—	1	—
3315	Foundries .....	(E)	(D)	(D)	1	—	—	—	—	—	—	1	—	—
33152	Nonferrous metal foundries .....	(E)	(D)	(D)	1	—	—	—	—	—	—	1	—	—
332	Fabricated metal product mfg .....	167	1 272	5 207	9	3	2	1	2	1	—	—	—	—
335	Electrical equip, appliance & component mfg .....	(F)	(D)	(D)	1	—	—	—	—	—	—	—	1	—
3353	Electrical equipment mfg .....	(F)	(D)	(D)	1	—	—	—	—	—	—	—	1	—
33531	Electrical equipment mfg .....	(F)	(D)	(D)	1	—	—	—	—	—	—	—	1	—
42	Wholesale trade .....	198	1 502	5 093	26	11	8	5	2	—	—	—	—	—
421	Wholesale trade, durable goods .....	124	1 212	3 860	17	9	4	3	1	—	—	—	—	—

See footnotes at end of table.

**Table 6. Counties—Employees, Payroll, and Establishments by Industry: 2001—Con.**

[Excludes most government employees, railroad employees, and self-employed persons. Size class 1 to 4 includes establishments with payroll, but no employees, during mid-March pay period. (D) denotes figures withheld to avoid disclosing data for individual companies; the data are included in broader industry totals. Detailed industries with 100 or more employees are shown if industry was not a (D). For explanation of terms, abbreviations, and data reliability/comparability, see introductory text]

NAICS code	Industry	Number of employees for week including March 12	Payroll (\$1,000)		Total number of establishments	Number of establishments by employment-size class								
			First quarter	Annual		1 to 4	5 to 9	10 to 19	20 to 49	50 to 99	100 to 249	250 to 499	500 to 999	1,000 or more
<b>LOGAN—Con.</b>														
<b>44-45</b>	<b>Retail trade</b> .....	<b>905</b>	<b>3 587</b>	<b>14 196</b>	<b>102</b>	<b>40</b>	<b>37</b>	<b>15</b>	<b>9</b>	—	<b>1</b>	—	—	—
444	Bldg material & garden equip & supp dealers .....	139	822	3 021	21	9	6	5	1	—	—	—	—	—
445	Food & beverage stores .....	238	687	2 745	14	2	4	1	7	—	—	—	—	—
4451	Grocery stores .....	(C)	(D)	(D)	10	1	2	1	6	—	—	—	—	—
44511	Grocery (except convenience) stores .....	189	570	2 243	9	1	1	1	6	—	—	—	—	—
445110	Grocery (except convenience) stores .....	189	570	2 243	9	1	1	1	6	—	—	—	—	—
447	Gasoline stations .....	109	371	1 483	13	4	5	3	1	—	—	—	—	—
4471	Gasoline stations .....	109	371	1 483	13	4	5	3	1	—	—	—	—	—
452	General merchandise stores .....	211	717	3 117	7	—	6	—	—	—	1	—	—	—
4521	Department stores .....	(C)	(D)	(D)	1	—	—	—	—	—	1	—	—	—
45211	Department stores .....	(C)	(D)	(D)	1	—	—	—	—	—	1	—	—	—
<b>48-49</b>	<b>Transportation &amp; warehousing</b> .....	<b>(B)</b>	<b>(D)</b>	<b>(D)</b>	<b>10</b>	<b>5</b>	<b>5</b>	—	—	—	—	—	—	—
<b>51</b>	<b>Information</b> .....	<b>131</b>	<b>930</b>	<b>3 740</b>	<b>6</b>	<b>2</b>	<b>1</b>	—	<b>2</b>	<b>1</b>	—	—	—	—
513	Broadcasting & telecommunications .....	(C)	(D)	(D)	4	1	1	—	1	1	—	—	—	—
<b>52</b>	<b>Finance &amp; insurance</b> .....	<b>194</b>	<b>1 462</b>	<b>5 263</b>	<b>29</b>	<b>15</b>	<b>10</b>	<b>1</b>	<b>3</b>	—	—	—	—	—
522	Credit intermediation & related activities .....	159	1 205	4 177	18	7	7	1	3	—	—	—	—	—
5221	Depository credit intermediation .....	(C)	(D)	(D)	13	3	6	1	3	—	—	—	—	—
52211	Commercial banking .....	140	1 072	3 660	12	2	6	1	3	—	—	—	—	—
522110	Commercial banking .....	140	1 072	3 660	12	2	6	1	3	—	—	—	—	—
<b>53</b>	<b>Real estate &amp; rental &amp; leasing</b> .....	<b>32</b>	<b>128</b>	<b>537</b>	<b>14</b>	<b>10</b>	<b>4</b>	—	—	—	—	—	—	—
<b>54</b>	<b>Professional, scientific &amp; technical services</b> .....	<b>117</b>	<b>646</b>	<b>2 713</b>	<b>28</b>	<b>20</b>	<b>4</b>	<b>4</b>	—	—	—	—	—	—
541	Professional, scientific & technical services .....	117	646	2 713	28	20	4	4	—	—	—	—	—	—
<b>55</b>	<b>Management of companies &amp; enterprises</b> .....	<b>(B)</b>	<b>(D)</b>	<b>(D)</b>	<b>1</b>	—	—	—	<b>1</b>	—	—	—	—	—
<b>56</b>	<b>Admin, support, waste mgt, remediation services</b> .....	<b>323</b>	<b>2 063</b>	<b>8 495</b>	<b>23</b>	<b>13</b>	<b>3</b>	<b>2</b>	<b>2</b>	<b>3</b>	—	—	—	—
561	Administrative & support services .....	(E)	(D)	(D)	21	13	3	1	2	2	—	—	—	—
5613	Employment services .....	(C)	(D)	(D)	2	—	—	—	1	1	—	—	—	—
<b>61</b>	<b>Educational services</b> .....	<b>17</b>	<b>46</b>	<b>162</b>	<b>6</b>	<b>4</b>	<b>2</b>	—	—	—	—	—	—	—
<b>62</b>	<b>Health care and social assistance</b> .....	<b>696</b>	<b>3 462</b>	<b>14 515</b>	<b>47</b>	<b>29</b>	<b>8</b>	<b>3</b>	<b>4</b>	<b>3</b>	—	—	—	—
621	Ambulatory health care services .....	202	1 116	5 443	34	22	6	3	3	—	—	—	—	—
622	Hospitals .....	(C)	(D)	(D)	1	—	—	—	—	—	1	—	—	—
6221	General medical & surgical hospitals .....	(C)	(D)	(D)	1	—	—	—	—	—	1	—	—	—
62211	General medical & surgical hospitals .....	(C)	(D)	(D)	1	—	—	—	—	—	1	—	—	—
623	Nursing & residential care facilities .....	(C)	(D)	(D)	4	1	1	—	—	—	2	—	—	—
6231	Nursing care facilities .....	(C)	(D)	(D)	2	—	—	—	—	—	2	—	—	—
62311	Nursing care facilities .....	(C)	(D)	(D)	2	—	—	—	—	—	2	—	—	—
<b>71</b>	<b>Arts, entertainment &amp; recreation</b> .....	<b>73</b>	<b>165</b>	<b>753</b>	<b>8</b>	<b>2</b>	<b>1</b>	<b>5</b>	—	—	—	—	—	—
<b>72</b>	<b>Accommodation &amp; food services</b> .....	<b>417</b>	<b>733</b>	<b>3 024</b>	<b>30</b>	<b>10</b>	<b>4</b>	<b>6</b>	<b>10</b>	—	—	—	—	—
722	Food services & drinking places .....	399	713	2 943	27	8	4	5	10	—	—	—	—	—
7221	Full-service restaurants .....	(C)	(D)	(D)	13	4	3	2	4	—	—	—	—	—
72211	Full-service restaurants .....	(C)	(D)	(D)	13	4	3	2	4	—	—	—	—	—
7222	Limited-service eating places .....	229	474	2 057	11	1	1	3	6	—	—	—	—	—
72221	Limited-service eating places .....	229	474	2 057	11	1	1	3	6	—	—	—	—	—
722211	Limited-service restaurants .....	229	474	2 057	11	1	1	3	6	—	—	—	—	—
<b>81</b>	<b>Other services (except public administration)</b> .....	<b>251</b>	<b>1 075</b>	<b>4 247</b>	<b>74</b>	<b>57</b>	<b>14</b>	<b>3</b>	—	—	—	—	—	—
813	Religious, grantmaking, civic, prof & like organizations .....	132	349	1 469	45	38	6	1	—	—	—	—	—	—
8131	Religious organizations .....	120	319	1 342	37	30	6	1	—	—	—	—	—	—
81311	Religious organizations .....	120	319	1 342	37	30	6	1	—	—	—	—	—	—
813110	Religious organizations .....	120	319	1 342	37	30	6	1	—	—	—	—	—	—
<b>99</b>	<b>Unclassified establishments</b> .....	<b>(A)</b>	<b>(D)</b>	<b>(D)</b>	<b>6</b>	<b>5</b>	—	<b>1</b>	—	—	—	—	—	—
<b>LYON</b>														
	<b>Total</b> .....	<b>1 345</b>	<b>4 954</b>	<b>22 776</b>	<b>165</b>	<b>92</b>	<b>37</b>	<b>22</b>	<b>10</b>	<b>2</b>	<b>2</b>	—	—	—
<b>11</b>	<b>Forestry, fishing, hunting, and agriculture support</b> .....	<b>(A)</b>	<b>(D)</b>	<b>(D)</b>	<b>1</b>	<b>1</b>	—	—	—	—	—	—	—	—
<b>22</b>	<b>Utilities</b> .....	<b>(A)</b>	<b>(D)</b>	<b>(D)</b>	<b>1</b>	—	<b>1</b>	—	—	—	—	—	—	—
<b>23</b>	<b>Construction</b> .....	<b>91</b>	<b>429</b>	<b>2 050</b>	<b>22</b>	<b>13</b>	<b>7</b>	<b>2</b>	—	—	—	—	—	—
<b>31-33</b>	<b>Manufacturing</b> .....	<b>(C)</b>	<b>(D)</b>	<b>(D)</b>	<b>1</b>	—	—	—	—	—	<b>1</b>	—	—	—
325	Chemical mfg .....	(C)	(D)	(D)	1	—	—	—	—	—	1	—	—	—
3252	Resin, syn rubber, artf & syn fibers, fil mfg .....	(C)	(D)	(D)	1	—	—	—	—	—	1	—	—	—
32521	Resin & synthetic rubber mfg .....	(C)	(D)	(D)	1	—	—	—	—	—	1	—	—	—
<b>42</b>	<b>Wholesale trade</b> .....	<b>20</b>	<b>222</b>	<b>954</b>	<b>3</b>	<b>2</b>	—	<b>1</b>	—	—	—	—	—	—
<b>44-45</b>	<b>Retail trade</b> .....	<b>355</b>	<b>1 097</b>	<b>4 408</b>	<b>42</b>	<b>13</b>	<b>18</b>	<b>7</b>	<b>4</b>	—	—	—	—	—
447	Gasoline stations .....	109	251	1 035	6	—	1	2	3	—	—	—	—	—
4471	Gasoline stations .....	109	251	1 035	6	—	1	2	3	—	—	—	—	—
<b>48-49</b>	<b>Transportation &amp; warehousing</b> .....	<b>(A)</b>	<b>(D)</b>	<b>(D)</b>	<b>1</b>	—	<b>1</b>	—	—	—	—	—	—	—

See footnotes at end of table.

**Table 6. Counties—Employees, Payroll, and Establishments by Industry: 2001—Con.**

[Excludes most government employees, railroad employees, and self-employed persons. Size class 1 to 4 includes establishments with payroll, but no employees, during mid-March pay period. (D) denotes figures withheld to avoid disclosing data for individual companies; the data are included in broader industry totals. Detailed industries with 100 or more employees are shown if industry was not a (D). For explanation of terms, abbreviations, and data reliability/comparability, see introductory text]

NAICS code	Industry	Number of employees for week including March 12	Payroll (\$1,000)		Total number of establishments	Number of establishments by employment-size class								
			First quarter	Annual		1 to 4	5 to 9	10 to 19	20 to 49	50 to 99	100 to 249	250 to 499	500 to 999	1,000 or more
<b>LYON—Con.</b>														
51	Information .....	(A)	(D)	(D)	2	1	1	—	—	—	—	—	—	—
52	Finance & insurance .....	32	210	751	9	6	2	1	—	—	—	—	—	—
53	Real estate & rental & leasing .....	(A)	(D)	(D)	6	5	1	—	—	—	—	—	—	—
54	Professional, scientific & technical services .....	(B)	(D)	(D)	11	10	—	1	—	—	—	—	—	—
56	Admin, support, waste mgt, remediation services .....	(A)	(D)	(D)	1	—	1	—	—	—	—	—	—	—
61	Educational services .....	(A)	(D)	(D)	1	—	1	—	—	—	—	—	—	—
62	Health care and social assistance .....	245	904	3 946	12	5	3	2	—	1	1	—	—	—
623	Nursing & residential care facilities .....	(C)	(D)	(D)	2	—	—	—	—	1	1	—	—	—
6231	Nursing care facilities .....	(C)	(D)	(D)	1	—	—	—	—	—	1	—	—	—
62311	Nursing care facilities .....	(C)	(D)	(D)	1	—	—	—	—	—	1	—	—	—
71	Arts, entertainment & recreation .....	49	122	928	5	2	—	3	—	—	—	—	—	—
72	Accommodation & food services .....	293	515	2 837	23	10	1	5	6	1	—	—	—	—
722	Food services & drinking places .....	231	384	2 240	14	5	—	3	5	1	—	—	—	—
7222	Limited-service eating places .....	143	221	986	6	—	—	3	2	1	—	—	—	—
72221	Limited-service eating places .....	143	221	986	6	—	—	3	2	1	—	—	—	—
722211	Limited-service restaurants .....	143	221	986	6	—	—	3	2	1	—	—	—	—
81	Other services (except public administration) .....	49	114	485	23	23	—	—	—	—	—	—	—	—
99	Unclassified establishments .....	(A)	(D)	(D)	1	1	—	—	—	—	—	—	—	—
<b>MCCRACKEN</b>														
	Total .....	35 276	225 564	950 791	2 058	898	481	312	243	66	45	10	—	3
11	Forestry, fishing, hunting, and agriculture support .....	(A)	(D)	(D)	2	2	—	—	—	—	—	—	—	—
22	Utilities .....	(B)	(D)	(D)	3	1	—	—	1	1	—	—	—	—
23	Construction .....	1 569	11 222	56 410	170	99	33	19	14	3	2	—	—	—
233	Building, developing & general contracting .....	392	3 210	14 969	39	28	2	4	2	2	1	—	—	—
2333	Nonresidential building construction .....	(E)	(D)	(D)	14	6	1	2	2	2	1	—	—	—
23332	Commercial & institutional bldg construction ..	313	2 880	13 390	12	4	1	2	2	2	1	—	—	—
233320	Commercial & institutional bldg construction ..	313	2 880	13 390	12	4	1	2	2	2	1	—	—	—
234	Heavy construction .....	148	932	5 932	13	4	5	2	1	1	—	—	—	—
235	Special trade contractors .....	1 029	7 080	35 509	118	67	26	13	11	—	1	—	—	—
2351	Plumbing, heating & AC contractor .....	348	2 946	12 591	30	15	4	3	8	—	—	—	—	—
23511	Plumbing, heating & AC contractor .....	348	2 946	12 591	30	15	4	3	8	—	—	—	—	—
235110	Plumbing, heating & AC contractor .....	348	2 946	12 591	30	15	4	3	8	—	—	—	—	—
2353	Electrical contractors .....	196	1 315	5 478	22	8	8	3	3	—	—	—	—	—
23531	Electrical contractors .....	196	1 315	5 478	22	8	8	3	3	—	—	—	—	—
235310	Electrical contractors .....	196	1 315	5 478	22	8	8	3	3	—	—	—	—	—
2354	Masonry, drywall, insulation, tile contractors ..	(E)	(D)	(D)	17	12	4	—	—	—	1	—	—	—
23542	Drywall, acoustical & insulation contractors ..	(C)	(D)	(D)	9	6	2	—	—	—	1	—	—	—
31-33	Manufacturing .....	3 841	39 672	159 676	65	20	7	10	16	6	3	2	—	1
311	Food mfg .....	301	1 708	7 674	7	2	1	—	2	1	1	—	—	—
3115	Dairy product mfg .....	(C)	(D)	(D)	1	—	—	—	—	—	1	—	—	—
31152	Ice cream & frozen dessert mfg .....	(C)	(D)	(D)	1	—	—	—	—	—	1	—	—	—
312	Beverage & tobacco product mfg .....	(E)	(D)	(D)	2	1	—	—	—	—	—	1	—	—
3121	Beverage mfg .....	(E)	(D)	(D)	2	1	—	—	—	—	—	1	—	—
31211	Soft drink & ice mfg .....	(E)	(D)	(D)	2	1	—	—	—	—	—	1	—	—
323	Printing & related support activities .....	104	762	2 802	9	3	3	—	3	—	—	—	—	—
3231	Printing & related support activities .....	104	762	2 802	9	3	3	—	3	—	—	—	—	—
32311	Printing .....	104	762	2 802	9	3	3	—	3	—	—	—	—	—
325	Chemical mfg .....	(G)	(D)	(D)	3	—	—	1	—	1	—	—	—	1
3251	Basic chemical mfg .....	(G)	(D)	(D)	1	—	—	—	—	—	—	—	—	1
32518	Other basic inorganic chemical mfg .....	(G)	(D)	(D)	1	—	—	—	—	—	—	—	—	1
327	Nonmetallic mineral product mfg .....	148	537	2 480	4	1	—	1	1	1	—	—	—	—
3273	Cement & concrete product mfg .....	148	537	2 480	4	1	—	1	1	1	—	—	—	—
332	Fabricated metal product mfg .....	803	6 284	27 459	14	1	1	4	5	2	—	1	—	—
3327	Mach shops, turn prod, screw, nut, bolt mfg ....	599	4 995	22 659	8	—	1	2	3	1	—	1	—	—
33271	Machine shops .....	599	4 995	22 659	8	—	1	2	3	1	—	1	—	—
332710	Machine shops .....	599	4 995	22 659	8	—	1	2	3	1	—	1	—	—
334	Computer & electronic product mfg .....	231	1 227	4 332	3	—	—	—	1	1	1	—	—	—
3343	Audio & video equipment mfg .....	(C)	(D)	(D)	1	—	—	—	—	—	1	—	—	—
33431	Audio & video equipment mfg .....	(C)	(D)	(D)	1	—	—	—	—	—	1	—	—	—
336	Transportation equipment mfg .....	(C)	(D)	(D)	2	1	—	—	—	—	1	—	—	—
3366	Ship & boat building .....	(C)	(D)	(D)	2	1	—	—	—	—	1	—	—	—
33661	Ship & boat building .....	(C)	(D)	(D)	2	1	—	—	—	—	1	—	—	—

See footnotes at end of table.

**Table 6. Counties—Employees, Payroll, and Establishments by Industry: 2001—Con.**

[Excludes most government employees, railroad employees, and self-employed persons. Size class 1 to 4 includes establishments with payroll, but no employees, during mid-March pay period. (D) denotes figures withheld to avoid disclosing data for individual companies; the data are included in broader industry totals. Detailed industries with 100 or more employees are shown if industry was not a (D). For explanation of terms, abbreviations, and data reliability/comparability, see introductory text]

NAICS code	Industry	Number of employees for week including March 12	Payroll (\$1,000)		Total number of establishments	Number of establishments by employment-size class								
			First quarter	Annual		1 to 4	5 to 9	10 to 19	20 to 49	50 to 99	100 to 249	250 to 499	500 to 999	1,000 or more
<b>MCCRACKEN—Con.</b>														
<b>42</b>	<b>Wholesale trade</b> .....	<b>2 647</b>	<b>19 856</b>	<b>79 843</b>	<b>129</b>	<b>50</b>	<b>26</b>	<b>23</b>	<b>19</b>	<b>5</b>	<b>5</b>	<b>1</b>	—	—
421	Wholesale trade, durable goods .....	1 317	9 532	39 128	89	38	20	16	11	2	2	—	—	—
4211	Motor vehicle, motor vehicle pt & supply whsle .	279	1 230	5 423	7	3	—	1	2	—	1	—	—	—
42111	Automobile & other motor vehicle whsle . . . . .	(C)	(D)	(D)	4	1	—	1	1	—	1	—	—	—
4213	Lumber & other construction materials whsle . . .	216	1 469	6 873	8	2	2	1	1	2	—	—	—	—
42131	Lumber, plywood, millwork & wood panel whsle . . . . .	141	871	4 050	4	1	—	1	1	1	—	—	—	—
421310	Lumber, plywood, millwork & wood panel whsle . . . . .	141	871	4 050	4	1	—	1	1	1	—	—	—	—
4216	Electrical goods whsle . . . . .	117	1 105	4 362	12	6	2	2	2	—	—	—	—	—
42161	Elec equip, wiring supp, const material whsle .	100	1 009	3 931	7	2	2	1	2	—	—	—	—	—
421610	Elec equip, wiring supp, const material whsle . . . . .	100	1 009	3 931	7	2	2	1	2	—	—	—	—	—
4218	Machinery, equipment & supplies whsle . . . . .	469	3 945	15 208	26	8	6	7	4	—	1	—	—	—
42184	Industrial supplies whsle . . . . .	244	2 097	8 184	9	2	3	3	—	—	1	—	—	—
421840	Industrial supplies whsle . . . . .	244	2 097	8 184	9	2	3	3	—	—	1	—	—	—
422	Wholesale trade, nondurable goods . . . . .	1 330	10 324	40 715	40	12	6	7	8	3	3	1	—	—
4221	Paper & paper product whsle . . . . .	114	1 200	4 827	5	—	2	2	—	1	—	—	—	—
4222	Drugs & druggists' sundries whsle . . . . .	365	2 379	9 247	4	1	—	1	—	1	—	1	—	—
42221	Drugs & druggists' sundries whsle . . . . .	365	2 379	9 247	4	1	—	1	—	1	—	1	—	—
422210	Drugs & druggists' sundries whsle . . . . .	365	2 379	9 247	4	1	—	1	—	1	—	1	—	—
4224	Grocery & related product whsle . . . . .	381	3 498	14 016	10	4	2	1	1	—	2	—	—	—
42241	General line grocery whsle . . . . .	(C)	(D)	(D)	3	1	1	—	—	—	1	—	—	—
42249	Other grocery & related products whsle . . . . .	(C)	(D)	(D)	3	1	1	—	—	—	1	—	—	—
4229	Miscellaneous nondurable goods whsle . . . . .	268	1 748	6 427	9	4	1	1	1	1	1	—	—	—
42293	Flower, nursery stock, florists' supplies whsle .	(C)	(D)	(D)	2	—	—	1	—	1	—	—	—	—
42294	Tobacco & tobacco product whsle . . . . .	(C)	(D)	(D)	2	—	1	—	—	—	1	—	—	—
<b>44-45</b>	<b>Retail trade</b> .....	<b>6 526</b>	<b>27 934</b>	<b>115 437</b>	<b>499</b>	<b>196</b>	<b>161</b>	<b>73</b>	<b>50</b>	<b>9</b>	<b>8</b>	<b>2</b>	—	—
441	Motor vehicle & parts dealers . . . . .	628	4 327	19 074	56	21	15	12	6	2	—	—	—	—
4411	Automobile dealers . . . . .	392	2 961	13 179	23	11	1	3	6	2	—	—	—	—
44111	New car dealers . . . . .	357	2 707	12 241	11	1	—	2	6	2	—	—	—	—
441110	New car dealers . . . . .	357	2 707	12 241	11	1	—	2	6	2	—	—	—	—
4413	Automotive parts, accessories & tire stores . . . . .	208	1 099	4 602	27	6	13	8	—	—	—	—	—	—
44131	Automotive parts, accessories & tire stores . . . . .	118	568	2 396	17	4	11	2	—	—	—	—	—	—
441310	Automotive parts, accessories & tire stores . . . . .	118	568	2 396	17	4	11	2	—	—	—	—	—	—
442	Furniture & home furnishing stores . . . . .	154	759	3 095	22	11	6	3	2	—	—	—	—	—
443	Electronics & appliance stores . . . . .	142	734	3 084	25	13	11	—	1	—	—	—	—	—
4431	Electronics & appliance stores . . . . .	142	734	3 084	25	13	11	—	1	—	—	—	—	—
44311	Appliance, TV & all other electronics stores . .	115	607	2 489	19	10	8	—	1	—	—	—	—	—
444	Bldg material & garden equip & supp dealers . . . . .	587	3 174	13 524	52	16	18	14	3	—	1	—	—	—
4441	Building material & supplies dealers . . . . .	451	2 634	10 910	39	13	13	10	2	—	1	—	—	—
44411	Home centers . . . . .	(C)	(D)	(D)	2	—	1	—	—	—	1	—	—	—
44419	Other building material dealers . . . . .	229	1 618	6 255	29	10	9	9	1	—	—	—	—	—
444190	Other building material dealers . . . . .	229	1 618	6 255	29	10	9	9	1	—	—	—	—	—
4442	Lawn & garden equip & supplies stores . . . . .	136	540	2 614	13	3	5	4	1	—	—	—	—	—
44422	Nursery & garden centers . . . . .	106	394	1 968	9	2	3	3	1	—	—	—	—	—
444220	Nursery & garden centers . . . . .	106	394	1 968	9	2	3	3	1	—	—	—	—	—
445	Food & beverage stores . . . . .	776	1 990	8 219	39	16	10	6	2	3	2	—	—	—
4451	Grocery stores . . . . .	669	1 699	7 056	19	5	4	3	2	3	2	—	—	—
44511	Grocery (except convenience) stores . . . . .	660	1 684	7 011	15	1	4	3	2	3	2	—	—	—
445110	Grocery (except convenience) stores . . . . .	660	1 684	7 011	15	1	4	3	2	3	2	—	—	—
446	Health & personal care stores . . . . .	487	3 021	12 335	35	10	12	8	4	—	1	—	—	—
4461	Health & personal care stores . . . . .	487	3 021	12 335	35	10	12	8	4	—	1	—	—	—
44611	Pharmacies & drug stores . . . . .	173	976	4 505	14	3	4	4	3	—	—	—	—	—
446110	Pharmacies & drug stores . . . . .	173	976	4 505	14	3	4	4	3	—	—	—	—	—
44612	Cosmetics, beauty supplies & perfume stores . . . . .	(C)	(D)	(D)	6	2	2	—	1	—	1	—	—	—
447	Gasoline stations . . . . .	490	1 542	5 566	48	9	22	9	8	—	—	—	—	—
4471	Gasoline stations . . . . .	490	1 542	5 566	48	9	22	9	8	—	—	—	—	—
44711	Gasoline stations with convenience stores . . .	385	1 146	4 238	37	5	18	8	6	—	—	—	—	—
447110	Gasoline stations with convenience stores . . .	385	1 146	4 238	37	5	18	8	6	—	—	—	—	—
44719	Other gasoline stations . . . . .	105	396	1 328	11	4	4	1	2	—	—	—	—	—
447190	Other gasoline stations . . . . .	105	396	1 328	11	4	4	1	2	—	—	—	—	—
448	Clothing & clothing accessories stores . . . . .	687	2 096	8 647	88	39	28	11	10	—	—	—	—	—
4481	Clothing stores . . . . .	496	1 268	5 019	59	23	21	7	8	—	—	—	—	—
44812	Women's clothing stores . . . . .	196	482	1 861	25	8	11	3	3	—	—	—	—	—
448120	Women's clothing stores . . . . .	196	482	1 861	25	8	11	3	3	—	—	—	—	—
44814	Family clothing stores . . . . .	215	527	2 141	16	5	4	2	5	—	—	—	—	—
448140	Family clothing stores . . . . .	215	527	2 141	16	5	4	2	5	—	—	—	—	—
4483	Jewelry, luggage & leather goods stores . . . . .	103	612	2 790	13	5	5	1	2	—	—	—	—	—
44831	Jewelry stores . . . . .	103	612	2 790	13	5	5	1	2	—	—	—	—	—
448310	Jewelry stores . . . . .	103	612	2 790	13	5	5	1	2	—	—	—	—	—
451	Sporting goods, hobby, book & music stores . . . . .	310	967	3 921	37	16	13	3	5	—	—	—	—	—
4511	Sporting goods, hobby, musical instrument stores . . . . .	189	581	2 569	22	12	5	1	4	—	—	—	—	—
45112	Hobby, toy & game stores . . . . .	108	294	1 324	6	2	1	—	3	—	—	—	—	—
451120	Hobby, toy & game stores . . . . .	108	294	1 324	6	2	1	—	3	—	—	—	—	—
4512	Book, periodical & music stores . . . . .	121	386	1 352	15	4	8	2	1	—	—	—	—	—

See footnotes at end of table.



**Table 6. Counties—Employees, Payroll, and Establishments by Industry: 2001—Con.**

[Excludes most government employees, railroad employees, and self-employed persons. Size class 1 to 4 includes establishments with payroll, but no employees, during mid-March pay period. (D) denotes figures withheld to avoid disclosing data for individual companies; the data are included in broader industry totals. Detailed industries with 100 or more employees are shown if industry was not a (D). For explanation of terms, abbreviations, and data reliability/comparability, see introductory text]

NAICS code	Industry	Number of employees for week including March 12	Payroll (\$1,000)		Total number of establishments	Number of establishments by employment-size class								
			First quarter	Annual		1 to 4	5 to 9	10 to 19	20 to 49	50 to 99	100 to 249	250 to 499	500 to 999	1,000 or more
<b>MCCRACKEN—Con.</b>														
<b>44-45 Retail trade—Con.</b>														
452	General merchandise stores .....	1 740	7 064	28 939	21	3	5	1	3	3	4	2	—	—
4521	Department stores .....	654	2 442	9 323	6	—	—	—	—	2	4	—	—	—
45211	Department stores .....	654	2 442	9 323	6	—	—	—	—	2	4	—	—	—
452110	Department stores .....	654	2 442	9 323	6	—	—	—	—	2	4	—	—	—
4529	Other general merchandise stores .....	1 086	4 622	19 616	15	3	5	1	3	1	—	2	—	—
45291	Warehouse clubs & superstores .....	(F)	(D)	(D)	3	—	—	—	—	1	—	2	—	—
45299	All other general merchandise stores .....	(C)	(D)	(D)	12	3	5	1	3	—	—	—	—	—
453	Miscellaneous store retailers .....	372	1 284	5 648	50	26	14	5	4	1	—	—	—	—
4532	Office supplies, stationery & gift stores .....	130	422	1 687	15	5	6	2	2	—	—	—	—	—
4539	Other miscellaneous store retailers .....	196	721	3 373	24	15	4	2	2	1	—	—	—	—
45399	All other miscellaneous store retailers .....	150	498	2 444	18	12	3	1	1	1	—	—	—	—
453991	Tobacco stores .....	110	403	1 722	5	2	1	—	1	1	—	—	—	—
454	Nonstore retailers .....	153	976	3 385	26	16	7	1	2	—	—	—	—	—
<b>48-49 Transportation &amp; warehousing .....</b>														
483	Water transportation .....	(G)	(D)	(D)	9	—	—	—	2	1	4	2	—	—
4832	Inland water transportation .....	1 402	13 081	56 283	8	—	—	—	1	1	4	2	—	—
48321	Inland water transportation .....	1 402	13 081	56 283	8	—	—	—	1	1	4	2	—	—
483211	Inland water freight transportation .....	1 402	13 081	56 283	8	—	—	—	1	1	4	2	—	—
484	Truck transportation .....	529	4 178	16 230	28	8	4	8	4	4	—	—	—	—
4841	General freight trucking .....	365	3 103	12 425	22	7	4	6	3	2	—	—	—	—
48412	General freight trucking, long-distance .....	327	2 917	11 651	17	6	2	4	3	2	—	—	—	—
484121	General freight trucking, long-distance, TL .....	212	1 578	6 281	11	5	1	3	—	2	—	—	—	—
484122	General freight trucking, long-distance, LTL .....	115	1 339	5 370	6	1	1	1	3	—	—	—	—	—
4842	Specialized freight trucking .....	164	1 075	3 805	6	1	—	2	1	2	—	—	—	—
488	Transportation support activities .....	329	2 315	9 148	6	2	2	—	1	—	—	1	—	—
4883	Water transportation support activities .....	(E)	(D)	(D)	3	—	1	—	1	—	—	1	—	—
48839	Other water transportation support activities ..	(E)	(D)	(D)	2	—	1	—	—	—	—	1	—	—
<b>51 Information .....</b>														
511	Publishing industries .....	248	1 958	7 218	6	2	2	—	—	1	1	—	—	—
5111	Newspaper, periodical, book, database publishers .....	(C)	(D)	(D)	5	2	1	—	—	1	1	—	—	—
51111	Newspaper publishers .....	(C)	(D)	(D)	3	1	1	—	—	—	1	—	—	—
513	Broadcasting & telecommunications .....	692	5 702	23 389	19	8	2	3	2	1	3	—	—	—
5131	Radio & television broadcasting .....	(C)	(D)	(D)	4	1	—	1	—	1	—	—	—	—
51312	Television broadcasting .....	(C)	(D)	(D)	2	1	—	—	—	—	1	—	—	—
5133	Telecommunications .....	481	4 112	17 105	14	7	2	2	1	—	2	—	—	—
51331	Wired telecommunications carriers .....	(C)	(D)	(D)	7	3	2	—	1	—	1	—	—	—
51333	Telecommunications resellers .....	(C)	(D)	(D)	1	—	—	—	—	—	1	—	—	—
514	Information & data processing services .....	218	3 525	9 405	6	1	3	—	1	—	1	—	—	—
5142	Data processing services .....	(C)	(D)	(D)	2	—	1	—	—	—	1	—	—	—
51421	Data processing services .....	(C)	(D)	(D)	2	—	1	—	—	—	1	—	—	—
<b>52 Finance &amp; insurance .....</b>														
522	Credit intermediation & related activities .....	627	6 268	23 645	57	22	18	10	5	2	—	—	—	—
5221	Depository credit intermediation .....	533	5 629	20 878	35	7	12	9	5	2	—	—	—	—
52211	Commercial banking .....	451	5 139	18 812	24	2	9	7	4	2	—	—	—	—
522110	Commercial banking .....	451	5 139	18 812	24	2	9	7	4	2	—	—	—	—
524	Insurance carriers & related activities .....	137	1 050	4 561	37	26	9	1	1	—	—	—	—	—
5242	Agencies & other insurance related activities ...	(C)	(D)	(D)	33	23	8	1	1	—	—	—	—	—
52421	Insurance agencies & brokerages .....	119	765	3 487	29	19	8	1	1	—	—	—	—	—
524210	Insurance agencies & brokerages .....	119	765	3 487	29	19	8	1	1	—	—	—	—	—
<b>53 Real estate &amp; rental &amp; leasing .....</b>														
531	Real estate .....	(C)	(D)	(D)	49	41	4	4	—	—	—	—	—	—
5311	Lessors of real estate .....	115	456	1 830	31	24	3	4	—	—	—	—	—	—
532	Rental & leasing services .....	327	2 089	8 766	25	13	3	4	4	1	—	—	—	—
5324	Commercial, industrial equip rental & leasing ...	203	1 629	6 791	8	3	1	—	3	1	—	—	—	—
53241	Const, trans, mining equip rental & leasing ...	(C)	(D)	(D)	6	2	1	—	2	1	—	—	—	—
<b>54 Professional, scientific &amp; technical services .....</b>														
541	Professional, scientific & technical services .....	1 238	7 199	29 526	153	86	37	20	6	2	2	—	—	—
5411	Legal services .....	244	1 729	7 479	47	29	11	5	2	—	—	—	—	—
54111	Offices of lawyers .....	(C)	(D)	(D)	45	28	10	5	2	—	—	—	—	—
5412	Accounting, tax prep, bookkeep, payroll services .....	307	1 331	4 787	29	19	5	3	1	—	1	—	—	—
54121	Accounting, tax prep, bookkeep, payroll services .....	307	1 331	4 787	29	19	5	3	1	—	1	—	—	—
541211	Offices of certified public accountants .....	107	846	3 238	21	14	4	2	1	—	—	—	—	—
5413	Architectural, engineering & related services ...	265	2 128	9 520	25	12	6	4	2	—	1	—	—	—
54133	Engineering services .....	205	1 748	7 727	14	6	3	2	2	—	1	—	—	—
541330	Engineering services .....	205	1 748	7 727	14	6	3	2	2	—	1	—	—	—
5419	Oth professional, scientific, technical services ...	203	598	2 474	22	9	10	2	—	1	—	—	—	—
54192	Photographic services .....	130	309	1 133	10	5	4	—	—	1	—	—	—	—
541921	Photography studios, portrait .....	130	309	1 133	10	5	4	—	—	1	—	—	—	—

See footnotes at end of table.

**Table 6. Counties—Employees, Payroll, and Establishments by Industry: 2001—Con.**

[Excludes most government employees, railroad employees, and self-employed persons. Size class 1 to 4 includes establishments with payroll, but no employees, during mid-March pay period. (D) denotes figures withheld to avoid disclosing data for individual companies; the data are included in broader industry totals. Detailed industries with 100 or more employees are shown if industry was not a (D). For explanation of terms, abbreviations, and data reliability/comparability, see introductory text]

NAICS code	Industry	Number of employees for week including March 12	Payroll (\$1,000)		Total number of establishments	Number of establishments by employment-size class									
			First quarter	Annual		1 to 4	5 to 9	10 to 19	20 to 49	50 to 99	100 to 249	250 to 499	500 to 999	1,000 or more	
<b>MCCRACKEN—Con.</b>															
<b>55</b>	<b>Management of companies &amp; enterprises</b>	<b>212</b>	<b>2 706</b>	<b>10 488</b>	<b>11</b>	<b>3</b>	<b>4</b>	<b>2</b>	<b>1</b>	—	<b>1</b>	—	—	—	
551	Management of companies & enterprises	212	2 706	10 488	11	3	4	2	1	—	1	—	—	—	
5511	Management of companies & enterprises	212	2 706	10 488	11	3	4	2	1	—	1	—	—	—	
55111	Management of companies & enterprises	212	2 706	10 488	11	3	4	2	1	—	1	—	—	—	
<b>56</b>	<b>Admin, support, waste mgmt, remediation services</b>	<b>1 787</b>	<b>6 026</b>	<b>27 088</b>	<b>65</b>	<b>26</b>	<b>11</b>	<b>10</b>	<b>8</b>	<b>4</b>	<b>5</b>	<b>1</b>	—	—	
561	Administrative & support services	(G)	(D)	(D)	62	25	11	10	7	3	5	1	—	—	
5613	Employment services	918	2 222	10 854	13	4	1	1	1	2	3	1	—	—	
56132	Temporary help services	(F)	(D)	(D)	10	3	1	1	—	2	3	—	—	—	
56133	Employee leasing services	(E)	(D)	(D)	1	—	—	—	—	—	—	1	—	—	
5614	Business support services	118	740	3 113	6	2	1	2	—	1	—	—	—	—	
5616	Investigation & security services	239	804	3 206	4	—	1	—	2	—	1	—	—	—	
56161	Investigation, guard & armored car services	(C)	(D)	(D)	3	—	—	—	2	—	1	—	—	—	
5617	Services to buildings & dwellings	343	946	4 162	27	10	7	6	3	—	1	—	—	—	
56172	Janitorial services	227	465	1 513	10	1	4	3	1	—	1	—	—	—	
561720	Janitorial services	227	465	1 513	10	1	4	3	1	—	1	—	—	—	
<b>61</b>	<b>Educational services</b>	<b>370</b>	<b>1 563</b>	<b>6 491</b>	<b>21</b>	<b>9</b>	<b>5</b>	<b>4</b>	<b>1</b>	<b>1</b>	<b>1</b>	—	—	—	
611	Educational services	370	1 563	6 491	21	9	5	4	1	1	1	—	—	—	
6111	Elementary & secondary schools	204	602	2 449	4	—	1	1	1	—	1	—	—	—	
61111	Elementary & secondary schools	204	602	2 449	4	—	1	1	1	—	1	—	—	—	
611110	Elementary & secondary schools	204	602	2 449	4	—	1	1	1	—	1	—	—	—	
6115	Technical & trade schools	109	724	3 199	5	—	3	1	—	1	—	—	—	—	
61151	Technical & trade schools	109	724	3 199	5	—	3	1	—	1	—	—	—	—	
<b>62</b>	<b>Health care and social assistance</b>	<b>6 018</b>	<b>47 029</b>	<b>215 856</b>	<b>231</b>	<b>79</b>	<b>63</b>	<b>47</b>	<b>30</b>	<b>5</b>	<b>4</b>	<b>1</b>	—	<b>2</b>	
621	Ambulatory health care services	1 991	22 775	116 121	171	63	48	36	20	2	1	1	—	—	
6211	Offices of physicians	973	15 814	85 057	87	27	23	22	14	1	—	—	—	—	
62111	Offices of physicians	973	15 814	85 057	87	27	23	22	14	1	—	—	—	—	
621111	Offices of physicians (exc mental health)	931	15 405	83 343	81	23	22	22	13	1	—	—	—	—	
6212	Offices of dentists	248	1 638	7 533	39	16	14	8	1	—	—	—	—	—	
62121	Offices of dentists	248	1 638	7 533	39	16	14	8	1	—	—	—	—	—	
621210	Offices of dentists	248	1 638	7 533	39	16	14	8	1	—	—	—	—	—	
6213	Offices of other health practitioners	187	1 329	5 989	31	16	9	3	3	—	—	—	—	—	
62134	Offices of PT, OT, speech therapy & audiology	113	846	3 511	10	3	2	2	3	—	—	—	—	—	
621340	Offices of PT, OT, speech therapy & audiology	113	846	3 511	10	3	2	2	3	—	—	—	—	—	
6214	Outpatient care centers	(C)	(D)	(D)	3	1	—	1	—	—	1	—	—	—	
62149	Other outpatient care centers	(C)	(D)	(D)	3	1	—	1	—	—	1	—	—	—	
6216	Home health care services	(E)	(D)	(D)	4	1	—	1	1	—	—	1	—	—	
62161	Home health care services	(E)	(D)	(D)	4	1	—	1	1	—	—	1	—	—	
622	Hospitals	(H)	(D)	(D)	2	—	—	—	—	—	—	—	—	—	
6221	General medical & surgical hospitals	(H)	(D)	(D)	2	—	—	—	—	—	—	—	—	2	
62211	General medical & surgical hospitals	(H)	(D)	(D)	2	—	—	—	—	—	—	—	—	2	
623	Nursing & residential care facilities	649	3 200	13 151	17	4	3	2	3	3	2	—	—	—	
6231	Nursing care facilities	476	2 605	10 800	6	—	—	1	1	2	2	—	—	—	
62311	Nursing care facilities	476	2 605	10 800	6	—	—	1	1	2	2	—	—	—	
623110	Nursing care facilities	476	2 605	10 800	6	—	—	1	1	2	2	—	—	—	
6233	Community care facilities for the elderly	106	350	1 328	7	4	1	—	1	1	—	—	—	—	
62331	Community care facilities for the elderly	106	350	1 328	7	4	1	—	1	1	—	—	—	—	
624	Social assistance	(F)	(D)	(D)	41	12	12	9	7	—	1	—	—	—	
6241	Individual & family services	(C)	(D)	(D)	15	7	3	3	2	—	—	—	—	—	
6243	Vocational rehabilitation services	(C)	(D)	(D)	1	—	—	—	—	—	1	—	—	—	
62431	Vocational rehabilitation services	(C)	(D)	(D)	1	—	—	—	—	—	1	—	—	—	
6244	Child day care services	259	518	2 287	24	5	9	6	4	—	—	—	—	—	
62441	Child day care services	259	518	2 287	24	5	9	6	4	—	—	—	—	—	
624410	Child day care services	259	518	2 287	24	5	9	6	4	—	—	—	—	—	
<b>71</b>	<b>Arts, entertainment &amp; recreation</b>	<b>337</b>	<b>1 028</b>	<b>4 395</b>	<b>30</b>	<b>15</b>	<b>5</b>	<b>4</b>	<b>4</b>	<b>2</b>	—	—	—	—	
713	Amusement, gambling & recreation industries	237	662	2 996	22	12	4	2	2	2	—	—	—	—	
7139	Other amusement & recreation industries	216	611	2 813	19	10	4	1	2	2	—	—	—	—	
71394	Fitness & recreational sports centers	109	193	737	9	5	2	—	1	1	—	—	—	—	
713940	Fitness & recreational sports centers	109	193	737	9	5	2	—	1	1	—	—	—	—	
<b>72</b>	<b>Accommodation &amp; food services</b>	<b>3 941</b>	<b>9 297</b>	<b>39 058</b>	<b>167</b>	<b>34</b>	<b>25</b>	<b>36</b>	<b>53</b>	<b>14</b>	<b>5</b>	—	—	—	
721	Accommodation	540	1 593	6 428	26	6	6	7	6	—	1	—	—	—	
7211	Traveler accommodation	(F)	(D)	(D)	25	6	5	7	6	—	1	—	—	—	
72111	Hotels (exc casino hotels) & motels	(F)	(D)	(D)	25	6	5	7	6	—	1	—	—	—	
722	Food services & drinking places	3 401	7 704	32 630	141	28	19	29	47	14	4	—	—	—	
7221	Full-service restaurants	1 807	4 282	17 910	53	7	8	10	13	11	4	—	—	—	
72211	Full-service restaurants	1 807	4 282	17 910	53	7	8	10	13	11	4	—	—	—	
722110	Full-service restaurants	1 807	4 282	17 910	53	7	8	10	13	11	4	—	—	—	
7222	Limited-service eating places	1 479	3 137	13 600	70	13	4	17	33	3	—	—	—	—	
72221	Limited-service eating places	1 479	3 137	13 600	70	13	4	17	33	3	—	—	—	—	
722211	Limited-service restaurants	1 462	3 101	13 460	65	9	3	17	33	3	—	—	—	—	

See footnotes at end of table.

**Table 6. Counties—Employees, Payroll, and Establishments by Industry: 2001—Con.**

[Excludes most government employees, railroad employees, and self-employed persons. Size class 1 to 4 includes establishments with payroll, but no employees, during mid-March pay period. (D) denotes figures withheld to avoid disclosing data for individual companies; the data are included in broader industry totals. Detailed industries with 100 or more employees are shown if industry was not a (D). For explanation of terms, abbreviations, and data reliability/comparability, see introductory text]

NAICS code	Industry	Number of employees for week including March 12	Payroll (\$1,000)		Total number of establishments	Number of establishments by employment-size class								
			First quarter	Annual		1 to 4	5 to 9	10 to 19	20 to 49	50 to 99	100 to 249	250 to 499	500 to 999	1,000 or more
<b>MCCRACKEN—Con.</b>														
<b>81</b>	<b>Other services (except public administration) .....</b>	<b>1 549</b>	<b>6 140</b>	<b>25 698</b>	<b>218</b>	<b>124</b>	<b>49</b>	<b>29</b>	<b>13</b>	<b>3</b>	—	—	—	—
811	Repair & maintenance .....	459	2 134	8 832	67	43	7	12	4	1	—	—	—	—
8111	Automotive repair & maintenance .....	385	1 767	7 271	51	33	5	8	4	1	—	—	—	—
81111	Automotive mechanical & electrical R&M .....	107	675	2 817	26	19	4	3	—	—	—	—	—	—
81112	Automotive body, paint, interior & glass repair .....	146	865	3 610	17	10	1	3	3	—	—	—	—	—
811121	Automotive body, paint & interior R&M .....	134	785	3 250	14	8	—	3	3	—	—	—	—	—
81119	Other automotive R&M .....	132	227	844	8	4	—	2	1	1	—	—	—	—
811192	Car washes .....	103	134	433	5	3	—	—	1	1	—	—	—	—
812	Personal & laundry services .....	342	1 431	5 773	41	21	9	7	3	1	—	—	—	—
8123	Drycleaning & laundry services .....	163	538	2 386	12	1	5	4	1	1	—	—	—	—
813	Religious, grantmaking, civic, prof & like organizations .....	748	2 575	11 093	110	60	33	10	6	1	—	—	—	—
8131	Religious organizations .....	595	1 587	6 981	73	35	24	8	5	1	—	—	—	—
81311	Religious organizations .....	595	1 587	6 981	73	35	24	8	5	1	—	—	—	—
813110	Religious organizations .....	595	1 587	6 981	73	35	24	8	5	1	—	—	—	—
8139	Business, labor, political, like organizations .....	109	784	3 251	23	14	6	2	1	—	—	—	—	—
<b>95</b>	<b>Auxiliaries (exc corporate, subsidiary &amp; regional mgt) .....</b>	<b>124</b>	<b>1 176</b>	<b>4 179</b>	<b>6</b>	<b>1</b>	<b>1</b>	<b>1</b>	<b>3</b>	—	—	—	—	—
<b>99</b>	<b>Unclassified establishments .....</b>	<b>(B)</b>	<b>(D)</b>	<b>(D)</b>	<b>11</b>	<b>9</b>	<b>2</b>	—	—	—	—	—	—	—
<b>MCCREARY</b>														
	<b>Total .....</b>	<b>1 743</b>	<b>6 778</b>	<b>28 212</b>	<b>174</b>	<b>104</b>	<b>26</b>	<b>24</b>	<b>15</b>	<b>3</b>	<b>2</b>	—	—	—
<b>11</b>	<b>Forestry, fishing, hunting, and agriculture support .....</b>	<b>(A)</b>	<b>(D)</b>	<b>(D)</b>	<b>3</b>	<b>2</b>	<b>1</b>	—	—	—	—	—	—	—
<b>22</b>	<b>Utilities .....</b>	<b>(B)</b>	<b>(D)</b>	<b>(D)</b>	<b>2</b>	—	<b>1</b>	<b>1</b>	—	—	—	—	—	—
<b>23</b>	<b>Construction .....</b>	<b>(B)</b>	<b>(D)</b>	<b>(D)</b>	<b>8</b>	<b>7</b>	—	<b>1</b>	—	—	—	—	—	—
<b>31-33</b>	<b>Manufacturing .....</b>	<b>452</b>	<b>2 119</b>	<b>7 628</b>	<b>10</b>	<b>3</b>	—	<b>1</b>	<b>4</b>	—	<b>2</b>	—	—	—
314	Textile product mills .....	(E)	(D)	(D)	2	—	—	—	—	—	2	—	—	—
3149	Other textile product mills .....	(E)	(D)	(D)	2	—	—	—	—	—	2	—	—	—
31491	Textile bag & canvas mills .....	(C)	(D)	(D)	1	—	—	—	—	—	1	—	—	—
31499	All other textile product mills .....	(C)	(D)	(D)	1	—	—	—	—	—	1	—	—	—
321	Wood product mfg .....	(C)	(D)	(D)	6	2	—	1	3	—	—	—	—	—
3211	Sawmills & wood preservation .....	104	532	2 356	3	—	—	—	3	—	—	—	—	—
32111	Sawmills & wood preservation .....	104	532	2 356	3	—	—	—	3	—	—	—	—	—
321113	Sawmills .....	104	532	2 356	3	—	—	—	3	—	—	—	—	—
<b>42</b>	<b>Wholesale trade .....</b>	<b>11</b>	<b>54</b>	<b>230</b>	<b>3</b>	<b>2</b>	<b>1</b>	—	—	—	—	—	—	—
<b>44-45</b>	<b>Retail trade .....</b>	<b>390</b>	<b>1 156</b>	<b>4 942</b>	<b>53</b>	<b>31</b>	<b>9</b>	<b>10</b>	<b>2</b>	<b>1</b>	—	—	—	—
445	Food & beverage stores .....	162	366	1 486	9	4	2	1	1	1	—	—	—	—
4451	Grocery stores .....	162	366	1 486	9	4	2	1	1	1	—	—	—	—
44511	Grocery (except convenience) stores .....	143	324	1 319	6	3	1	—	1	1	—	—	—	—
445110	Grocery (except convenience) stores .....	143	324	1 319	6	3	1	—	1	1	—	—	—	—
<b>48-49</b>	<b>Transportation &amp; warehousing .....</b>	<b>71</b>	<b>360</b>	<b>1 632</b>	<b>6</b>	<b>4</b>	—	—	<b>2</b>	—	—	—	—	—
<b>51</b>	<b>Information .....</b>	<b>(A)</b>	<b>(D)</b>	<b>(D)</b>	<b>2</b>	<b>2</b>	—	—	—	—	—	—	—	—
<b>52</b>	<b>Finance &amp; insurance .....</b>	<b>93</b>	<b>513</b>	<b>2 263</b>	<b>8</b>	<b>2</b>	<b>3</b>	<b>2</b>	<b>1</b>	—	—	—	—	—
<b>53</b>	<b>Real estate &amp; rental &amp; leasing .....</b>	<b>23</b>	<b>135</b>	<b>557</b>	<b>6</b>	<b>5</b>	—	<b>1</b>	—	—	—	—	—	—
<b>54</b>	<b>Professional, scientific &amp; technical services .....</b>	<b>47</b>	<b>136</b>	<b>483</b>	<b>8</b>	<b>6</b>	—	<b>1</b>	<b>1</b>	—	—	—	—	—
<b>55</b>	<b>Management of companies &amp; enterprises .....</b>	<b>(A)</b>	<b>(D)</b>	<b>(D)</b>	<b>1</b>	<b>1</b>	—	—	—	—	—	—	—	—
<b>56</b>	<b>Admin, support, waste mgt, remediation services .....</b>	<b>(A)</b>	<b>(D)</b>	<b>(D)</b>	<b>1</b>	<b>1</b>	—	—	—	—	—	—	—	—
<b>61</b>	<b>Educational services .....</b>	<b>17</b>	<b>64</b>	<b>306</b>	<b>5</b>	<b>3</b>	<b>2</b>	—	—	—	—	—	—	—
<b>62</b>	<b>Health care and social assistance .....</b>	<b>302</b>	<b>1 340</b>	<b>5 910</b>	<b>20</b>	<b>10</b>	<b>3</b>	<b>3</b>	<b>3</b>	<b>1</b>	—	—	—	—
621	Ambulatory health care services .....	126	671	2 999	8	3	1	2	2	—	—	—	—	—
623	Nursing & residential care facilities .....	(C)	(D)	(D)	2	—	—	1	—	1	—	—	—	—
<b>71</b>	<b>Arts, entertainment &amp; recreation .....</b>	<b>23</b>	<b>57</b>	<b>454</b>	<b>4</b>	<b>2</b>	—	<b>2</b>	—	—	—	—	—	—
<b>72</b>	<b>Accommodation &amp; food services .....</b>	<b>187</b>	<b>331</b>	<b>1 571</b>	<b>16</b>	<b>8</b>	<b>3</b>	<b>2</b>	<b>2</b>	<b>1</b>	—	—	—	—
722	Food services & drinking places .....	176	303	1 380	12	5	3	1	2	1	—	—	—	—
<b>81</b>	<b>Other services (except public administration) .....</b>	<b>51</b>	<b>172</b>	<b>699</b>	<b>18</b>	<b>15</b>	<b>3</b>	—	—	—	—	—	—	—

See footnotes at end of table.

**Table 6. Counties—Employees, Payroll, and Establishments by Industry: 2001—Con.**

[Excludes most government employees, railroad employees, and self-employed persons. Size class 1 to 4 includes establishments with payroll, but no employees, during mid-March pay period. (D) denotes figures withheld to avoid disclosing data for individual companies; the data are included in broader industry totals. Detailed industries with 100 or more employees are shown if industry was not a (D). For explanation of terms, abbreviations, and data reliability/comparability, see introductory text]

NAICS code	Industry	Number of employees for week including March 12	Payroll (\$1,000)		Total number of establishments	Number of establishments by employment-size class									
			First quarter	Annual		1 to 4	5 to 9	10 to 19	20 to 49	50 to 99	100 to 249	250 to 499	500 to 999	1,000 or more	
<b>MCLEAN</b>															
	<b>Total</b> .....	<b>1 427</b>	<b>7 504</b>	<b>32 656</b>	<b>178</b>	<b>108</b>	<b>33</b>	<b>20</b>	<b>13</b>	<b>3</b>	<b>1</b>				
11	Forestry, fishing, hunting, and agriculture support .....	(B)	(D)	(D)	2	1	—	—	1	—	—	—	—	—	
21	Mining .....	(A)	(D)	(D)	1	1	—	—	—	—	—	—	—	—	
22	Utilities .....	(C)	(D)	(D)	4	1	2	—	—	—	1	—	—	—	
221	Utilities .....	(C)	(D)	(D)	4	1	2	—	—	—	1	—	—	—	
2211	Elec pwr generation, transmsn & distribution ...	(C)	(D)	(D)	3	—	2	—	—	—	1	—	—	—	
22111	Electric power generation .....	(C)	(D)	(D)	1	—	—	—	—	—	1	—	—	—	
23	Construction .....	117	511	2 233	24	14	6	4	—	—	—	—	—	—	
31-33	Manufacturing .....	193	1 200	4 820	14	7	1	2	3	1	—	—	—	—	
42	Wholesale trade .....	180	766	3 297	11	4	—	3	4	—	—	—	—	—	
421	Wholesale trade, durable goods .....	(C)	(D)	(D)	9	2	—	3	4	—	—	—	—	—	
44-45	Retail trade .....	254	948	4 357	31	14	9	4	4	—	—	—	—	—	
48-49	Transportation & warehousing .....	(B)	(D)	(D)	4	2	1	—	1	—	—	—	—	—	
52	Finance & insurance .....	141	837	3 572	12	7	1	3	—	1	—	—	—	—	
522	Credit intermediation & related activities .....	130	787	3 362	7	2	1	3	—	1	—	—	—	—	
5221	Depository credit intermediation .....	130	787	3 362	7	2	1	3	—	1	—	—	—	—	
52211	Commercial banking .....	130	787	3 362	7	2	1	3	—	1	—	—	—	—	
522110	Commercial banking .....	130	787	3 362	7	2	1	3	—	1	—	—	—	—	
53	Real estate & rental & leasing .....	10	8	32	3	3	—	—	—	—	—	—	—	—	
54	Professional, scientific & technical services .....	22	93	317	9	9	—	—	—	—	—	—	—	—	
56	Admin, support, waste mgt, remediation services .....	(A)	(D)	(D)	2	2	—	—	—	—	—	—	—	—	
61	Educational services .....	(A)	(D)	(D)	3	3	—	—	—	—	—	—	—	—	
62	Health care and social assistance .....	137	572	2 349	14	8	4	1	—	1	—	—	—	—	
623	Nursing & residential care facilities .....	(C)	(D)	(D)	2	—	—	1	—	1	—	—	—	—	
71	Arts, entertainment & recreation .....	7	12	128	3	2	1	—	—	—	—	—	—	—	
72	Accommodation & food services .....	52	90	379	9	4	4	1	—	—	—	—	—	—	
81	Other services (except public administration) .....	105	351	1 635	31	25	4	2	—	—	—	—	—	—	
99	Unclassified establishments .....	(A)	(D)	(D)	1	1	—	—	—	—	—	—	—	—	
<b>MADISON</b>															
	<b>Total</b> .....	<b>22 493</b>	<b>128 702</b>	<b>538 286</b>	<b>1 438</b>	<b>734</b>	<b>323</b>	<b>185</b>	<b>120</b>	<b>37</b>	<b>22</b>	<b>11</b>	<b>6</b>	<b>—</b>	
11	Forestry, fishing, hunting, and agriculture support .....	(A)	(D)	(D)	1	1	—	—	—	—	—	—	—	—	
21	Mining .....	(B)	(D)	(D)	3	1	1	—	—	1	—	—	—	—	
22	Utilities .....	86	895	3 851	5	—	2	1	2	—	—	—	—	—	
23	Construction .....	828	4 354	20 429	162	115	24	16	6	1	—	—	—	—	
233	Building, developing & general contracting .....	262	1 341	5 554	54	40	9	4	—	1	—	—	—	—	
2332	Residential building construction .....	(C)	(D)	(D)	33	25	6	2	—	—	—	—	—	—	
23321	Single-family housing construction .....	103	405	1 789	32	24	6	2	—	—	—	—	—	—	
233210	Single-family housing construction .....	103	405	1 789	32	24	6	2	—	—	—	—	—	—	
2333	Nonresidential building construction .....	(C)	(D)	(D)	15	9	3	2	—	1	—	—	—	—	
23332	Commercial & institutional bldg construction ..	148	879	3 505	14	8	3	2	—	1	—	—	—	—	
233320	Commercial & institutional bldg construction .....	148	879	3 505	14	8	3	2	—	1	—	—	—	—	
235	Special trade contractors .....	491	2 385	11 863	102	72	14	11	5	—	—	—	—	—	
2351	Plumbing, heating & AC contractor .....	164	902	3 838	27	16	4	5	2	—	—	—	—	—	
23511	Plumbing, heating & AC contractor .....	164	902	3 838	27	16	4	5	2	—	—	—	—	—	
235110	Plumbing, heating & AC contractor .....	164	902	3 838	27	16	4	5	2	—	—	—	—	—	
31-33	Manufacturing .....	6 128	52 421	216 404	69	15	5	13	12	5	11	5	3	—	
322	Paper mfg .....	(C)	(D)	(D)	1	—	—	—	—	—	1	—	—	—	
3222	Converted paper product mfg .....	(C)	(D)	(D)	1	—	—	—	—	—	1	—	—	—	
32222	Paper bag & coated & treated paper mfg .....	(C)	(D)	(D)	1	—	—	—	—	—	1	—	—	—	
325	Chemical mfg .....	(E)	(D)	(D)	1	—	—	—	—	—	—	1	—	—	
3255	Paint, coating & adhesive mfg .....	(E)	(D)	(D)	1	—	—	—	—	—	—	1	—	—	
32551	Paint & coating mfg .....	(E)	(D)	(D)	1	—	—	—	—	—	—	1	—	—	
326	Plastics & rubber products mfg .....	374	2 259	17 683	5	1	—	1	1	—	2	—	—	—	
3261	Plastics product mfg .....	(C)	(D)	(D)	4	1	—	1	1	—	1	—	—	—	
32612	Plastics pipe, pipe fitting, & unsupported profile shape mfg .....	(C)	(D)	(D)	1	—	—	—	—	—	1	—	—	—	
3262	Rubber product mfg .....	(C)	(D)	(D)	1	—	—	—	—	—	1	—	—	—	
32629	Other rubber product mfg .....	(C)	(D)	(D)	1	—	—	—	—	—	1	—	—	—	
327	Nonmetallic mineral product mfg .....	482	5 893	18 239	5	—	—	1	1	1	2	—	—	—	
3272	Glass & glass product mfg .....	(E)	(D)	(D)	2	—	—	—	—	—	2	—	—	—	
32721	Glass & glass product mfg .....	(E)	(D)	(D)	2	—	—	—	—	—	2	—	—	—	

See footnotes at end of table.

**Table 6. Counties—Employees, Payroll, and Establishments by Industry: 2001—Con.**

[Excludes most government employees, railroad employees, and self-employed persons. Size class 1 to 4 includes establishments with payroll, but no employees, during mid-March pay period. (D) denotes figures withheld to avoid disclosing data for individual companies; the data are included in broader industry totals. Detailed industries with 100 or more employees are shown if industry was not a (D). For explanation of terms, abbreviations, and data reliability/comparability, see introductory text]

NAICS code	Industry	Number of employees for week including March 12	Payroll (\$1,000)		Total number of establishments	Number of establishments by employment-size class																				
			First quarter	Annual		1 to 4	5 to 9	10 to 19	20 to 49	50 to 99	100 to 249	250 to 499	500 to 999	1,000 or more												
<b>MADISON—Con.</b>																										
<b>31-33 Manufacturing—Con.</b>																										
331	Primary metal mfg .....	(C)	(D)	(D)	3	1	1	—	—	—	1	—	—	—	—	—	—									
3313	Alumina & aluminum production & processing ..	(C)	(D)	(D)	1	—	—	—	—	—	—	—	—	1	—	—	—									
33131	Alumina & aluminum production & processing .....	(C)	(D)	(D)	1	—	—	—	—	—	—	—	—	1	—	—	—									
332	Fabricated metal product mfg .....	226	1 482	6 088	11	2	1	3	4	1	—	—	—	—	—	—	—									
333	Machinery mfg .....	1 014	9 171	37 061	13	1	1	5	3	1	1	—	—	—	1	—	—									
3335	Metalworking machinery mfg .....	159	1 465	5 711	6	1	—	3	1	1	—	—	—	—	—	—	—									
33351	Metalworking machinery mfg .....	159	1 465	5 711	6	1	—	3	1	1	—	—	—	—	—	—	—									
3339	Other general purpose machinery mfg .....	808	7 231	29 415	4	—	—	1	1	—	1	—	—	1	—	1	—									
33392	Material handling equipment mfg .....	(F)	(D)	(D)	2	—	—	—	1	—	—	—	—	—	—	1	—									
33399	All other general purpose machinery mfg .....	(C)	(D)	(D)	2	—	—	—	1	—	—	—	—	1	—	—	—									
334	Computer & electronic product mfg .....	(F)	(D)	(D)	2	—	—	—	—	—	—	—	—	—	—	2	—									
3344	Semiconductor & oth electronic component mfg .....	(E)	(D)	(D)	1	—	—	—	—	—	—	—	—	—	1	—	—									
33441	Semiconductor & oth electronic component mfg .....	(E)	(D)	(D)	1	—	—	—	—	—	—	—	—	—	1	—	—									
3345	Nav, measuring, medical, control instruments mfg .....	(E)	(D)	(D)	1	—	—	—	—	—	—	—	—	—	1	—	—									
33451	Nav, measuring, medical, control instruments mfg .....	(E)	(D)	(D)	1	—	—	—	—	—	—	—	—	—	1	—	—									
335	Electrical equip, appliance & component mfg .....	(F)	(D)	(D)	2	—	—	—	—	—	—	—	—	—	1	1	—									
3359	Other electrical equipment & component mfg ...	(F)	(D)	(D)	2	—	—	—	—	—	—	—	—	—	1	1	—									
33591	Battery mfg .....	(F)	(D)	(D)	1	—	—	—	—	—	—	—	—	—	—	1	—									
33592	Communication & energy wire & cable mfg ...	(E)	(D)	(D)	1	—	—	—	—	—	—	—	—	—	—	1	—									
336	Transportation equipment mfg .....	1 822	15 331	67 618	10	2	—	—	2	1	3	1	1	1	1	—	—									
3363	Motor vehicle parts mfg .....	(G)	(D)	(D)	8	—	—	—	—	2	1	3	1	1	1	—	—									
33633	Motor vehicle steering & suspension parts mfg .....	(F)	(D)	(D)	1	—	—	—	—	—	—	—	—	—	—	1	—									
33634	Motor vehicle brake system mfg .....	(C)	(D)	(D)	1	—	—	—	—	—	—	—	—	—	1	—	—									
33635	MV transmission & power train parts mfg .....	(C)	(D)	(D)	1	—	—	—	—	—	—	—	—	—	1	—	—									
33637	Motor vehicle metal stamping .....	645	5 468	24 582	4	—	—	—	1	1	1	1	1	1	—	—	—									
336370	Motor vehicle metal stamping .....	645	5 468	24 582	4	—	—	—	1	1	1	1	1	1	—	—	—									
339	Miscellaneous mfg .....	114	1 102	2 433	5	3	1	—	—	—	—	—	—	1	—	—	—									
3399	Other miscellaneous mfg .....	(C)	(D)	(D)	3	1	1	—	—	—	—	—	—	—	1	—	—									
33999	All other misc mfg .....	(C)	(D)	(D)	2	1	—	—	—	—	—	—	—	—	1	—	—									
<b>42</b>	<b>Wholesale trade .....</b>	<b>613</b>	<b>5 691</b>	<b>22 306</b>	<b>43</b>	<b>21</b>	<b>10</b>	<b>7</b>	<b>3</b>	<b>1</b>	—	<b>1</b>	—	—	—	—	—									
421	Wholesale trade, durable goods .....	163	1 114	4 581	24	11	7	4	2	—	—	—	—	—	—	—	—									
422	Wholesale trade, nondurable goods .....	450	4 577	17 725	19	10	3	3	1	1	—	—	—	1	—	—	—									
4229	Miscellaneous nondurable goods whlse .....	(E)	(D)	(D)	6	4	1	—	—	—	—	—	—	—	1	—	—									
42295	Paint, varnish & supplies whlse .....	(E)	(D)	(D)	1	—	—	—	—	—	—	—	—	—	1	—	—									
<b>44-45</b>	<b>Retail trade .....</b>	<b>3 904</b>	<b>14 037</b>	<b>61 962</b>	<b>313</b>	<b>132</b>	<b>102</b>	<b>46</b>	<b>22</b>	<b>7</b>	<b>1</b>	<b>3</b>	—	—	—	—	—									
441	Motor vehicle & parts dealers .....	362	2 153	9 867	44	23	12	4	3	2	—	—	—	—	—	—	—									
4411	Automobile dealers .....	235	1 516	7 127	20	13	2	—	3	2	—	—	—	—	—	—	—									
44111	New car dealers .....	217	1 414	6 704	11	5	1	—	3	2	—	—	—	—	—	—	—									
441110	New car dealers .....	217	1 414	6 704	11	5	1	—	3	2	—	—	—	—	—	—	—									
4413	Automotive parts, accessories & tire stores .....	116	598	2 424	20	8	8	4	—	—	—	—	—	—	—	—	—									
444	Bldg material & garden equip & supp dealers .....	332	1 563	8 953	23	9	4	6	2	2	—	—	—	—	—	—	—									
4441	Building material & supplies dealers .....	284	1 369	8 093	17	6	4	3	2	2	—	—	—	—	—	—	—									
44419	Other building material dealers .....	125	711	4 053	11	6	1	2	1	1	—	—	—	—	—	—	—									
444190	Other building material dealers .....	125	711	4 053	11	6	1	2	1	1	—	—	—	—	—	—	—									
445	Food & beverage stores .....	737	2 114	8 580	38	16	12	3	4	1	1	1	—	—	—	—	—									
4451	Grocery stores .....	668	1 919	7 655	21	5	7	2	4	1	1	1	—	—	—	—	—									
44511	Grocery (except convenience) stores .....	612	1 727	6 966	13	2	3	1	4	1	1	1	—	—	—	—	—									
445110	Grocery (except convenience) stores .....	612	1 727	6 966	13	2	3	1	4	1	1	1	—	—	—	—	—									
446	Health & personal care stores .....	202	847	3 891	20	6	4	7	3	—	—	—	—	—	—	—	—									
4461	Health & personal care stores .....	202	847	3 891	20	6	4	7	3	—	—	—	—	—	—	—	—									
44611	Pharmacies & drug stores .....	100	535	2 480	8	1	1	5	1	—	—	—	—	—	—	—	—									
446110	Pharmacies & drug stores .....	100	535	2 480	8	1	1	5	1	—	—	—	—	—	—	—	—									
447	Gasoline stations .....	437	1 053	4 123	53	14	23	14	2	—	—	—	—	—	—	—	—									
4471	Gasoline stations .....	437	1 053	4 123	53	14	23	14	2	—	—	—	—	—	—	—	—									
44711	Gasoline stations with convenience stores ...	321	731	2 894	39	10	17	10	2	—	—	—	—	—	—	—	—									
447110	Gasoline stations with convenience stores ...	321	731	2 894	39	10	17	10	2	—	—	—	—	—	—	—	—									
44719	Other gasoline stations .....	116	322	1 229	14	4	6	4	—	—	—	—	—	—	—	—	—									
447190	Other gasoline stations .....	116	322	1 229	14	4	6	4	—	—	—	—	—	—	—	—	—									
448	Clothing & clothing accessories stores .....	405	1 154	4 749	37	15	13	3	5	1	—	—	—	—	—	—	—									
4481	Clothing stores .....	211	505	2 041	15	6	4	1	3	1	—	—	—	—	—	—	—									
44814	Family clothing stores .....	143	382	1 555	6	2	1	—	2	1	—	—	—	—	—	—	—									
448140	Family clothing stores .....	143	382	1 555	6	2	1	—	2	1	—	—	—	—	—	—	—									
4483	Jewelry, luggage & leather goods stores .....	142	509	2 085	13	6	4	1	2	—	—	—	—	—	—	—	—									
44831	Jewelry stores .....	142	509	2 085	13	6	4	1	2	—	—	—	—	—	—	—	—									
448310	Jewelry stores .....	142	509	2 085	13	6	4	1	2	—	—	—	—	—	—	—	—									
451	Sporting goods, hobby, book & music stores .....	139	433	1 544	19	9	5	4	1	—	—	—	—	—	—	—	—									
452	General merchandise stores .....	988	3 709	16 031	14	3	7	—	1	1	—	—	—	—	—	—	—									
4529	Other general merchandise stores .....	(F)	(D)	(D)	13	3	7	—	1	—	—	—	—	—	2	—	—									
45291	Warehouse clubs & superstores .....	(F)	(D)	(D)	2	—	—	—	—	—	—	—	—	—	2	—	—									
453	Miscellaneous store retailers .....	191	633	2 530	38	22	11	4	1	—	—	—	—	—	—	—	—									

See footnotes at end of table.

**Table 6. Counties—Employees, Payroll, and Establishments by Industry: 2001—Con.**

[Excludes most government employees, railroad employees, and self-employed persons. Size class 1 to 4 includes establishments with payroll, but no employees, during mid-March pay period. (D) denotes figures withheld to avoid disclosing data for individual companies; the data are included in broader industry totals. Detailed industries with 100 or more employees are shown if industry was not a (D). For explanation of terms, abbreviations, and data reliability/comparability, see introductory text]

NAICS code	Industry	Number of employees for week including March 12	Payroll (\$1,000)		Total number of establishments	Number of establishments by employment-size class								
			First quarter	Annual		1 to 4	5 to 9	10 to 19	20 to 49	50 to 99	100 to 249	250 to 499	500 to 999	1,000 or more
<b>MADISON—Con.</b>														
<b>48-49</b>	<b>Transportation &amp; warehousing</b> .....	<b>181</b>	<b>790</b>	<b>3 241</b>	<b>23</b>	<b>12</b>	<b>3</b>	<b>6</b>	<b>2</b>	—	—	—	—	—
484	Truck transportation .....	(C)	(D)	(D)	18	8	3	5	2	—	—	—	—	—
4841	General freight trucking .....	110	574	2 436	13	6	3	3	1	—	—	—	—	—
<b>51</b>	<b>Information</b> .....	<b>517</b>	<b>4 291</b>	<b>12 462</b>	<b>22</b>	<b>8</b>	<b>6</b>	<b>2</b>	<b>3</b>	<b>2</b>	<b>1</b>	—	—	—
511	Publishing industries .....	(C)	(D)	(D)	4	1	1	—	1	1	—	—	—	—
5111	Newspaper, periodical, book, database publishers .....	(C)	(D)	(D)	4	1	1	—	1	1	—	—	—	—
513	Broadcasting & telecommunications .....	325	3 414	8 924	15	6	5	1	1	1	1	—	—	—
5132	Cable networks & program distribution .....	(C)	(D)	(D)	1	—	—	—	—	—	1	—	—	—
51322	Cable & other program distribution .....	(C)	(D)	(D)	1	—	—	—	—	—	1	—	—	—
5133	Telecommunications .....	(C)	(D)	(D)	12	5	4	1	1	1	—	—	—	—
51332	Wireless telecom carriers (exc satellite) .....	116	1 032	2 938	9	4	3	1	—	1	—	—	—	—
<b>52</b>	<b>Finance &amp; insurance</b> .....	<b>531</b>	<b>3 368</b>	<b>14 363</b>	<b>101</b>	<b>61</b>	<b>28</b>	<b>9</b>	<b>3</b>	—	—	—	—	—
522	Credit intermediation & related activities .....	389	2 334	10 033	55	24	21	7	3	—	—	—	—	—
5221	Depository credit intermediation .....	319	1 912	8 003	34	6	19	6	3	—	—	—	—	—
52211	Commercial banking .....	304	1 843	7 759	30	3	19	5	3	—	—	—	—	—
522110	Commercial banking .....	304	1 843	7 759	30	3	19	5	3	—	—	—	—	—
<b>53</b>	<b>Real estate &amp; rental &amp; leasing</b> .....	<b>174</b>	<b>729</b>	<b>3 399</b>	<b>54</b>	<b>39</b>	<b>13</b>	<b>2</b>	—	—	—	—	—	—
531	Real estate .....	103	409	1 853	39	33	5	1	—	—	—	—	—	—
<b>54</b>	<b>Professional, scientific &amp; technical services</b> .....	<b>382</b>	<b>2 053</b>	<b>8 576</b>	<b>95</b>	<b>63</b>	<b>24</b>	<b>7</b>	<b>1</b>	—	—	—	—	—
541	Professional, scientific & technical services .....	382	2 053	8 576	95	63	24	7	1	—	—	—	—	—
5412	Accounting, tax prep, bookkeep, payroll services .....	109	408	1 494	18	10	4	3	1	—	—	—	—	—
54121	Accounting, tax prep, bookkeep, payroll services .....	109	408	1 494	18	10	4	3	1	—	—	—	—	—
<b>55</b>	<b>Management of companies &amp; enterprises</b> .....	<b>52</b>	<b>291</b>	<b>1 526</b>	<b>5</b>	—	<b>2</b>	<b>3</b>	—	—	—	—	—	—
<b>56</b>	<b>Admin, support, waste mgmt, remediation services</b> .....	<b>885</b>	<b>3 535</b>	<b>14 251</b>	<b>53</b>	<b>31</b>	<b>9</b>	<b>5</b>	<b>4</b>	<b>1</b>	<b>2</b>	<b>1</b>	—	—
561	Administrative & support services .....	(F)	(D)	(D)	51	30	9	4	4	1	2	1	—	—
5613	Employment services .....	549	2 032	7 667	6	1	—	—	2	1	1	1	—	—
56132	Temporary help services .....	(F)	(D)	(D)	5	—	—	—	2	1	1	1	—	—
5619	Other support services .....	152	966	4 051	4	—	2	—	1	—	1	—	—	—
56199	All other support services .....	152	966	4 051	4	—	2	—	1	—	1	—	—	—
561990	All other support services .....	152	966	4 051	4	—	2	—	1	—	1	—	—	—
<b>61</b>	<b>Educational services</b> .....	<b>(F)</b>	<b>(D)</b>	<b>(D)</b>	<b>11</b>	<b>6</b>	—	<b>2</b>	<b>2</b>	—	—	—	<b>1</b>	—
611	Educational services .....	(F)	(D)	(D)	11	6	—	2	2	—	—	—	1	—
6113	Colleges, universities & professional schools .....	(F)	(D)	(D)	1	—	—	—	—	—	—	—	1	—
61131	Colleges, universities & professional schools .....	(F)	(D)	(D)	1	—	—	—	—	—	—	—	1	—
<b>62</b>	<b>Health care and social assistance</b> .....	<b>3 314</b>	<b>18 373</b>	<b>78 258</b>	<b>178</b>	<b>81</b>	<b>49</b>	<b>24</b>	<b>13</b>	<b>3</b>	<b>6</b>	—	<b>2</b>	—
621	Ambulatory health care services .....	872	6 833	30 392	128	64	39	17	7	1	—	—	—	—
6211	Offices of physicians .....	323	3 368	14 915	47	22	16	6	2	1	—	—	—	—
62111	Offices of physicians .....	323	3 368	14 915	47	22	16	6	2	1	—	—	—	—
621111	Offices of physicians (exc mental health) .....	323	3 368	14 915	47	22	16	6	2	1	—	—	—	—
6212	Offices of dentists .....	155	898	4 153	31	14	14	3	—	—	—	—	—	—
62121	Offices of dentists .....	155	898	4 153	31	14	14	3	—	—	—	—	—	—
621210	Offices of dentists .....	155	898	4 153	31	14	14	3	—	—	—	—	—	—
6213	Offices of other health practitioners .....	227	1 432	6 555	32	21	5	4	2	—	—	—	—	—
62134	Offices of PT, OT, speech therapy & audiology .....	101	676	3 447	7	3	—	3	1	—	—	—	—	—
621340	Offices of PT, OT, speech therapy & audiology .....	101	676	3 447	7	3	—	3	1	—	—	—	—	—
6214	Outpatient care centers .....	109	808	3 330	11	4	3	2	2	—	—	—	—	—
622	Hospitals .....	(G)	(D)	(D)	2	—	—	—	—	—	—	—	2	—
6221	General medical & surgical hospitals .....	(G)	(D)	(D)	2	—	—	—	—	—	—	—	2	—
62211	General medical & surgical hospitals .....	(G)	(D)	(D)	2	—	—	—	—	—	—	—	2	—
623	Nursing & residential care facilities .....	723	2 832	12 118	13	2	3	1	2	1	4	—	—	—
6231	Nursing care facilities .....	507	2 082	8 749	6	1	—	1	—	1	3	—	—	—
62311	Nursing care facilities .....	507	2 082	8 749	6	1	—	1	—	1	3	—	—	—
623110	Nursing care facilities .....	507	2 082	8 749	6	1	—	1	—	1	3	—	—	—
6233	Community care facilities for the elderly .....	172	555	2 372	4	1	1	—	1	—	1	—	—	—
62331	Community care facilities for the elderly .....	172	555	2 372	4	1	1	—	1	—	1	—	—	—
624	Social assistance .....	(F)	(D)	(D)	35	15	7	6	4	1	2	—	—	—
6241	Individual & family services .....	(E)	(D)	(D)	13	6	2	2	2	—	1	—	—	—
62419	Other individual & family services .....	(C)	(D)	(D)	3	2	—	—	—	—	1	—	—	—
6244	Child day care services .....	342	1 054	4 400	20	7	5	4	2	1	1	—	—	—
62441	Child day care services .....	342	1 054	4 400	20	7	5	4	2	1	1	—	—	—
624410	Child day care services .....	342	1 054	4 400	20	7	5	4	2	1	1	—	—	—
<b>71</b>	<b>Arts, entertainment &amp; recreation</b> .....	<b>129</b>	<b>277</b>	<b>1 382</b>	<b>16</b>	<b>10</b>	<b>3</b>	<b>2</b>	—	<b>1</b>	—	—	—	—
713	Amusement, gambling & recreation industries .....	116	232	1 264	11	6	2	2	—	1	—	—	—	—
7139	Other amusement & recreation industries .....	(C)	(D)	(D)	9	4	2	2	—	1	—	—	—	—

See footnotes at end of table.

**Table 6. Counties—Employees, Payroll, and Establishments by Industry: 2001—Con.**

[Excludes most government employees, railroad employees, and self-employed persons. Size class 1 to 4 includes establishments with payroll, but no employees, during mid-March pay period. (D) denotes figures withheld to avoid disclosing data for individual companies; the data are included in broader industry totals. Detailed industries with 100 or more employees are shown if industry was not a (D). For explanation of terms, abbreviations, and data reliability/comparability, see introductory text]

NAICS code	Industry	Number of employees for week including March 12	Payroll (\$1,000)		Total number of establishments	Number of establishments by employment-size class								
			First quarter	Annual		1 to 4	5 to 9	10 to 19	20 to 49	50 to 99	100 to 249	250 to 499	500 to 999	1,000 or more
<b>MADISON—Con.</b>														
<b>72</b>	<b>Accommodation &amp; food services</b> .....	<b>3 016</b>	<b>6 383</b>	<b>28 317</b>	<b>137</b>	<b>34</b>	<b>20</b>	<b>26</b>	<b>42</b>	<b>14</b>	<b>1</b>	—	—	—
721	Accommodation .....	299	628	2 674	26	8	6	8	3	1	—	—	—	—
7211	Traveler accommodation .....	(E)	(D)	(D)	23	7	4	8	3	1	—	—	—	—
72111	Hotels (exc casino hotels) & motels .....	282	591	2 524	22	6	4	8	3	1	—	—	—	—
721110	Hotels (exc casino hotels) & motels .....	282	591	2 524	22	6	4	8	3	1	—	—	—	—
722	Food services & drinking places .....	2 717	5 755	25 643	111	26	14	18	39	13	1	—	—	—
7221	Full-service restaurants .....	1 215	2 676	11 687	38	10	2	5	11	9	1	—	—	—
72211	Full-service restaurants .....	1 215	2 676	11 687	38	10	2	5	11	9	1	—	—	—
722110	Full-service restaurants .....	1 215	2 676	11 687	38	10	2	5	11	9	1	—	—	—
7222	Limited-service eating places .....	1 340	2 814	12 322	60	11	8	12	25	4	—	—	—	—
72221	Limited-service eating places .....	1 340	2 814	12 322	60	11	8	12	25	4	—	—	—	—
722211	Limited-service restaurants .....	1 322	2 770	12 198	56	8	7	12	25	4	—	—	—	—
7223	Special food services .....	(C)	(D)	(D)	5	1	—	—	3	—	—	—	—	—
72231	Food service contractors .....	(C)	(D)	(D)	4	—	1	—	3	—	—	—	—	—
<b>81</b>	<b>Other services (except public administration)</b> .....	<b>625</b>	<b>2 134</b>	<b>8 841</b>	<b>130</b>	<b>90</b>	<b>22</b>	<b>14</b>	<b>4</b>	—	—	—	—	—
811	Repair & maintenance .....	125	625	2 414	39	32	4	2	1	—	—	—	—	—
812	Personal & laundry services .....	213	641	2 835	31	16	8	6	1	—	—	—	—	—
813	Religious, grantmaking, civic, prof & like organizations .....	287	868	3 592	60	42	10	6	2	—	—	—	—	—
8131	Religious organizations .....	236	619	2 586	45	31	7	5	2	—	—	—	—	—
81311	Religious organizations .....	236	619	2 586	45	31	7	5	2	—	—	—	—	—
813110	Religious organizations .....	236	619	2 586	45	31	7	5	2	—	—	—	—	—
<b>95</b>	<b>Auxiliaries (exc corporate, subsidiary &amp; regional mgt)</b> .....	<b>359</b>	<b>2 341</b>	<b>11 034</b>	<b>3</b>	—	—	—	<b>1</b>	<b>1</b>	—	<b>1</b>	—	—
<b>99</b>	<b>Unclassified establishments</b> .....	<b>15</b>	<b>133</b>	<b>511</b>	<b>14</b>	<b>14</b>	—	—	—	—	—	—	—	—
<b>MAGOFFIN</b>														
	<b>Total</b> .....	<b>1 681</b>	<b>8 301</b>	<b>36 573</b>	<b>190</b>	<b>117</b>	<b>37</b>	<b>20</b>	<b>9</b>	<b>4</b>	<b>3</b>	—	—	—
<b>11</b>	<b>Forestry, fishing, hunting, and agriculture support</b> .....	<b>50</b>	<b>129</b>	<b>367</b>	<b>8</b>	<b>5</b>	<b>2</b>	—	<b>1</b>	—	—	—	—	—
<b>21</b>	<b>Mining</b> .....	<b>19</b>	<b>137</b>	<b>756</b>	<b>4</b>	<b>2</b>	<b>1</b>	<b>1</b>	—	—	—	—	—	—
<b>22</b>	<b>Utilities</b> .....	<b>(A)</b>	<b>(D)</b>	<b>(D)</b>	<b>1</b>	<b>1</b>	—	—	—	—	—	—	—	—
<b>23</b>	<b>Construction</b> .....	<b>148</b>	<b>1 026</b>	<b>4 796</b>	<b>11</b>	<b>5</b>	<b>3</b>	<b>1</b>	<b>1</b>	<b>1</b>	—	—	—	—
234	Heavy construction .....	(C)	(D)	(D)	3	1	1	—	—	1	—	—	—	—
<b>31-33</b>	<b>Manufacturing</b> .....	<b>(E)</b>	<b>(D)</b>	<b>(D)</b>	<b>3</b>	<b>1</b>	—	—	—	—	<b>2</b>	—	—	—
321	Wood product mfg .....	(C)	(D)	(D)	1	—	—	—	—	—	1	—	—	—
3211	Sawmills & wood preservation .....	(C)	(D)	(D)	1	—	—	—	—	—	1	—	—	—
32111	Sawmills & wood preservation .....	(C)	(D)	(D)	1	—	—	—	—	—	1	—	—	—
333	Machinery mfg .....	(C)	(D)	(D)	1	—	—	—	—	—	1	—	—	—
3339	Other general purpose machinery mfg .....	(C)	(D)	(D)	1	—	—	—	—	—	1	—	—	—
33392	Material handling equipment mfg .....	(C)	(D)	(D)	1	—	—	—	—	—	1	—	—	—
<b>42</b>	<b>Wholesale trade</b> .....	<b>37</b>	<b>270</b>	<b>1 235</b>	<b>4</b>	<b>1</b>	<b>2</b>	—	<b>1</b>	—	—	—	—	—
<b>44-45</b>	<b>Retail trade</b> .....	<b>260</b>	<b>825</b>	<b>3 722</b>	<b>44</b>	<b>28</b>	<b>8</b>	<b>7</b>	—	<b>1</b>	—	—	—	—
<b>48-49</b>	<b>Transportation &amp; warehousing</b> .....	<b>75</b>	<b>327</b>	<b>1 594</b>	<b>32</b>	<b>29</b>	<b>2</b>	<b>1</b>	—	—	—	—	—	—
<b>51</b>	<b>Information</b> .....	<b>(A)</b>	<b>(D)</b>	<b>(D)</b>	<b>4</b>	<b>3</b>	<b>1</b>	—	—	—	—	—	—	—
<b>52</b>	<b>Finance &amp; insurance</b> .....	<b>61</b>	<b>330</b>	<b>1 633</b>	<b>11</b>	<b>6</b>	<b>4</b>	—	<b>1</b>	—	—	—	—	—
<b>53</b>	<b>Real estate &amp; rental &amp; leasing</b> .....	<b>(B)</b>	<b>(D)</b>	<b>(D)</b>	<b>4</b>	<b>3</b>	—	—	<b>1</b>	—	—	—	—	—
<b>54</b>	<b>Professional, scientific &amp; technical services</b> .....	<b>93</b>	<b>655</b>	<b>2 822</b>	<b>13</b>	<b>8</b>	<b>4</b>	—	—	<b>1</b>	—	—	—	—
<b>56</b>	<b>Admin, support, waste mgt, remediation services</b> .....	<b>(A)</b>	<b>(D)</b>	<b>(D)</b>	<b>2</b>	<b>1</b>	—	<b>1</b>	—	—	—	—	—	—
<b>61</b>	<b>Educational services</b> .....	<b>(A)</b>	<b>(D)</b>	<b>(D)</b>	<b>1</b>	<b>1</b>	—	—	—	—	—	—	—	—
<b>62</b>	<b>Health care and social assistance</b> .....	<b>342</b>	<b>1 652</b>	<b>6 821</b>	<b>21</b>	<b>10</b>	<b>3</b>	<b>6</b>	<b>1</b>	—	<b>1</b>	—	—	—
621	Ambulatory health care services .....	108	724	3 326	13	7	1	4	1	—	—	—	—	—
623	Nursing & residential care facilities .....	(C)	(D)	(D)	2	—	—	1	—	—	1	—	—	—
6231	Nursing care facilities .....	(C)	(D)	(D)	1	—	—	—	—	—	1	—	—	—
62311	Nursing care facilities .....	(C)	(D)	(D)	1	—	—	—	—	—	1	—	—	—
<b>72</b>	<b>Accommodation &amp; food services</b> .....	<b>177</b>	<b>286</b>	<b>1 302</b>	<b>13</b>	<b>3</b>	<b>4</b>	<b>3</b>	<b>2</b>	<b>1</b>	—	—	—	—
722	Food services & drinking places .....	177	286	1 302	13	3	4	3	2	1	—	—	—	—
7222	Limited-service eating places .....	162	261	1 228	8	—	2	3	2	1	—	—	—	—
72221	Limited-service eating places .....	162	261	1 228	8	—	2	3	2	1	—	—	—	—
<b>81</b>	<b>Other services (except public administration)</b> .....	<b>62</b>	<b>278</b>	<b>1 065</b>	<b>13</b>	<b>9</b>	<b>3</b>	—	<b>1</b>	—	—	—	—	—
<b>99</b>	<b>Unclassified establishments</b> .....	<b>(A)</b>	<b>(D)</b>	<b>(D)</b>	<b>1</b>	<b>1</b>	—	—	—	—	—	—	—	—

See footnotes at end of table.

**Table 6. Counties—Employees, Payroll, and Establishments by Industry: 2001—Con.**

[Excludes most government employees, railroad employees, and self-employed persons. Size class 1 to 4 includes establishments with payroll, but no employees, during mid-March pay period. (D) denotes figures withheld to avoid disclosing data for individual companies; the data are included in broader industry totals. Detailed industries with 100 or more employees are shown if industry was not a (D). For explanation of terms, abbreviations, and data reliability/comparability, see introductory text]

NAICS code	Industry	Number of employees for week including March 12	Payroll (\$1,000)		Total number of establishments	Number of establishments by employment-size class									
			First quarter	Annual		1 to 4	5 to 9	10 to 19	20 to 49	50 to 99	100 to 249	250 to 499	500 to 999	1,000 or more	
<b>MARION</b>															
	<b>Total</b> .....	<b>5 725</b>	<b>30 802</b>	<b>129 296</b>	<b>331</b>	<b>169</b>	<b>83</b>	<b>33</b>	<b>18</b>	<b>13</b>	<b>12</b>	<b>3</b>			
11	Forestry, fishing, hunting, and agriculture support .....	(A)	(D)	(D)	1	1	—	—	—	—	—	—	—	—	
21	Mining .....	(A)	(D)	(D)	1	—	1	—	—	—	—	—	—	—	
22	Utilities .....	(A)	(D)	(D)	1	1	—	—	—	—	—	—	—	—	
23	Construction .....	171	684	3 598	44	30	11	2	1	—	—	—	—	—	
31-33	Manufacturing .....	2 224	16 485	65 609	27	5	4	2	3	6	5	2	—	—	
321	Wood product mfg .....	398	2 761	10 970	5	—	—	1	1	2	1	—	—	—	
3219	Other wood product mfg .....	398	2 761	10 970	5	—	—	1	1	2	1	—	—	—	
32192	Wood container & pallet mfg .....	(E)	(D)	(D)	2	—	—	—	—	1	1	—	—	—	
323	Printing & related support activities .....	(C)	(D)	(D)	1	—	—	—	—	—	1	—	—	—	
3231	Printing & related support activities .....	(C)	(D)	(D)	1	—	—	—	—	—	1	—	—	—	
32311	Printing .....	(C)	(D)	(D)	1	—	—	—	—	—	1	—	—	—	
326	Plastics & rubber products mfg .....	(E)	(D)	(D)	3	—	1	—	—	—	2	—	—	—	
3261	Plastics product mfg .....	(E)	(D)	(D)	3	—	1	—	—	—	2	—	—	—	
32619	Other plastics product mfg .....	(E)	(D)	(D)	2	—	—	—	—	—	2	—	—	—	
332	Fabricated metal product mfg .....	749	6 219	24 339	7	1	1	1	1	1	1	1	—	—	
3323	Architectural & structural metals mfg .....	(C)	(D)	(D)	1	—	—	—	—	—	1	—	—	—	
33231	Plate work & fabricated structural prod mfg .....	(C)	(D)	(D)	1	—	—	—	—	—	1	—	—	—	
3329	Other fabricated metal product mfg .....	(E)	(D)	(D)	1	—	—	—	—	—	—	1	—	—	
33299	All other fabricated metal product mfg .....	(E)	(D)	(D)	1	—	—	—	—	—	—	1	—	—	
336	Transportation equipment mfg .....	(E)	(D)	(D)	2	—	—	—	—	1	—	1	—	—	
3363	Motor vehicle parts mfg .....	(E)	(D)	(D)	2	—	—	—	—	1	—	1	—	—	
33631	Motor vehicle gas engine & engine parts mfg .....	(E)	(D)	(D)	1	—	—	—	—	—	—	1	—	—	
42	Wholesale trade .....	82	504	2 089	12	6	4	1	1	—	—	—	—	—	
44-45	Retail trade .....	627	2 028	8 531	81	44	27	6	1	2	1	—	—	—	
445	Food & beverage stores .....	203	571	2 390	13	8	—	3	—	2	—	—	—	—	
4451	Grocery stores .....	(C)	(D)	(D)	8	3	—	3	—	2	—	—	—	—	
44511	Grocery (except convenience) stores .....	177	507	2 154	6	2	—	2	—	2	—	—	—	—	
445110	Grocery (except convenience) stores .....	177	507	2 154	6	2	—	2	—	2	—	—	—	—	
452	General merchandise stores .....	144	468	1 935	6	1	4	—	—	—	1	—	—	—	
4521	Department stores .....	(C)	(D)	(D)	1	—	—	—	—	—	1	—	—	—	
45211	Department stores .....	(C)	(D)	(D)	1	—	—	—	—	—	1	—	—	—	
48-49	Transportation & warehousing .....	11	48	222	9	8	1	—	—	—	—	—	—	—	
51	Information .....	(A)	(D)	(D)	3	1	1	1	—	—	—	—	—	—	
52	Finance & insurance .....	141	926	3 564	22	13	4	3	2	—	—	—	—	—	
522	Credit intermediation & related activities .....	107	769	2 885	10	3	3	2	2	—	—	—	—	—	
53	Real estate & rental & leasing .....	18	132	533	8	7	1	—	—	—	—	—	—	—	
54	Professional, scientific & technical services .....	107	490	2 164	22	11	8	3	—	—	—	—	—	—	
541	Professional, scientific & technical services .....	107	490	2 164	22	11	8	3	—	—	—	—	—	—	
56	Admin, support, waste mgt, remediation services .....	515	1 798	7 534	9	4	1	1	—	—	3	—	—	—	
561	Administrative & support services .....	515	1 798	7 534	9	4	1	1	—	—	3	—	—	—	
5612	Facilities support services .....	(C)	(D)	(D)	1	—	—	—	—	—	1	—	—	—	
56121	Facilities support services .....	(C)	(D)	(D)	1	—	—	—	—	—	1	—	—	—	
5613	Employment services .....	(E)	(D)	(D)	2	—	—	—	—	—	2	—	—	—	
56131	Employment placement agencies .....	(C)	(D)	(D)	1	—	—	—	—	—	1	—	—	—	
56132	Temporary help services .....	(C)	(D)	(D)	1	—	—	—	—	—	1	—	—	—	
61	Educational services .....	(C)	(D)	(D)	3	—	—	1	—	1	1	—	—	—	
611	Educational services .....	(C)	(D)	(D)	3	—	—	1	—	1	1	—	—	—	
6111	Elementary & secondary schools .....	(C)	(D)	(D)	3	—	—	1	—	1	1	—	—	—	
61111	Elementary & secondary schools .....	(C)	(D)	(D)	3	—	—	1	—	1	1	—	—	—	
62	Health care and social assistance .....	926	5 420	25 150	33	9	14	2	2	4	1	1	—	—	
621	Ambulatory health care services .....	204	1 517	6 441	20	8	9	1	—	2	—	—	—	—	
622	Hospitals .....	(E)	(D)	(D)	1	—	—	—	—	—	—	1	—	—	
6221	General medical & surgical hospitals .....	(E)	(D)	(D)	1	—	—	—	—	—	—	1	—	—	
62211	General medical & surgical hospitals .....	(E)	(D)	(D)	1	—	—	—	—	—	—	1	—	—	
623	Nursing & residential care facilities .....	(E)	(D)	(D)	5	—	2	—	1	1	1	—	—	—	
6231	Nursing care facilities .....	(C)	(D)	(D)	3	—	—	—	1	1	1	—	—	—	
62311	Nursing care facilities .....	(C)	(D)	(D)	3	—	—	—	1	1	1	—	—	—	
624	Social assistance .....	(C)	(D)	(D)	7	1	3	1	1	1	—	—	—	—	
71	Arts, entertainment & recreation .....	7	22	131	3	3	—	—	—	—	—	—	—	—	
72	Accommodation & food services .....	406	764	3 126	23	5	2	9	7	—	—	—	—	—	
722	Food services & drinking places .....	(E)	(D)	(D)	20	3	2	8	7	—	—	—	—	—	
7221	Full-service restaurants .....	102	181	743	7	1	2	2	2	—	—	—	—	—	
72211	Full-service restaurants .....	102	181	743	7	1	2	2	2	—	—	—	—	—	
722110	Full-service restaurants .....	102	181	743	7	1	2	2	2	—	—	—	—	—	
7222	Limited-service eating places .....	250	507	2 055	9	—	—	5	4	—	—	—	—	—	
72221	Limited-service eating places .....	250	507	2 055	9	—	—	5	4	—	—	—	—	—	
722211	Limited-service restaurants .....	250	507	2 055	9	—	—	5	4	—	—	—	—	—	

See footnotes at end of table.



**Table 6. Counties—Employees, Payroll, and Establishments by Industry: 2001—Con.**

[Excludes most government employees, railroad employees, and self-employed persons. Size class 1 to 4 includes establishments with payroll, but no employees, during mid-March pay period. (D) denotes figures withheld to avoid disclosing data for individual companies; the data are included in broader industry totals. Detailed industries with 100 or more employees are shown if industry was not a (D). For explanation of terms, abbreviations, and data reliability/comparability, see introductory text]

NAICS code	Industry	Number of employees for week including March 12	Payroll (\$1,000)		Total number of establishments	Number of establishments by employment-size class								
			First quarter	Annual		1 to 4	5 to 9	10 to 19	20 to 49	50 to 99	100 to 249	250 to 499	500 to 999	1,000 or more
<b>MARION—Con.</b>														
<b>81</b>	<b>Other services (except public administration)</b>	<b>235</b>	<b>634</b>	<b>2 824</b>	<b>28</b>	<b>20</b>	<b>4</b>	<b>2</b>	<b>1</b>	—	<b>1</b>	—	—	—
813	Religious, grantmaking, civic, prof & like organizations	188	371	1 613	16	10	3	2	—	—	1	—	—	—
8131	Religious organizations	165	304	1 304	12	7	3	1	—	—	1	—	—	—
81311	Religious organizations	165	304	1 304	12	7	3	1	—	—	1	—	—	—
813110	Religious organizations	165	304	1 304	12	7	3	1	—	—	1	—	—	—
<b>99</b>	<b>Unclassified establishments</b>	<b>(A)</b>	<b>(D)</b>	<b>(D)</b>	<b>1</b>	<b>1</b>	—	—	—	—	—	—	—	—
<b>MARSHALL</b>														
	<b>Total</b>	<b>8 491</b>	<b>66 131</b>	<b>286 202</b>	<b>625</b>	<b>308</b>	<b>139</b>	<b>90</b>	<b>56</b>	<b>15</b>	<b>14</b>	<b>2</b>	<b>1</b>	—
<b>22</b>	<b>Utilities</b>	<b>(A)</b>	<b>(D)</b>	<b>(D)</b>	<b>1</b>	<b>1</b>	—	—	—	—	—	—	—	—
<b>23</b>	<b>Construction</b>	<b>778</b>	<b>7 004</b>	<b>43 692</b>	<b>78</b>	<b>40</b>	<b>19</b>	<b>8</b>	<b>8</b>	<b>2</b>	<b>1</b>	—	—	—
233	Building, developing & general contracting	184	1 225	5 238	22	10	5	4	3	—	—	—	—	—
2333	Nonresidential building construction	129	1 007	4 163	10	2	3	2	3	—	—	—	—	—
23332	Commercial & institutional bldg construction	129	1 007	4 163	10	2	3	2	3	—	—	—	—	—
233320	Commercial & institutional bldg construction	129	1 007	4 163	10	2	3	2	3	—	—	—	—	—
235	Special trade contractors	526	5 335	36 541	47	26	12	2	4	2	1	—	—	—
2351	Plumbing, heating & AC contractor	198	1 698	12 021	10	4	3	—	1	2	—	—	—	—
23511	Plumbing, heating & AC contractor	198	1 698	12 021	10	4	3	—	1	2	—	—	—	—
235110	Plumbing, heating & AC contractor	198	1 698	12 021	10	4	3	—	1	2	—	—	—	—
2353	Electrical contractors	234	3 154	22 484	9	3	2	—	3	—	1	—	—	—
23531	Electrical contractors	234	3 154	22 484	9	3	2	—	3	—	1	—	—	—
235310	Electrical contractors	234	3 154	22 484	9	3	2	—	3	—	1	—	—	—
<b>31-33</b>	<b>Manufacturing</b>	<b>2 535</b>	<b>34 219</b>	<b>136 904</b>	<b>41</b>	<b>14</b>	<b>7</b>	<b>3</b>	<b>5</b>	<b>2</b>	<b>8</b>	<b>1</b>	<b>1</b>	—
321	Wood product mfg	268	1 810	6 893	4	—	—	1	2	—	1	—	—	—
3219	Other wood product mfg	(C)	(D)	(D)	3	—	—	1	1	—	1	—	—	—
32199	All other wood product mfg	(C)	(D)	(D)	1	—	—	—	—	—	1	—	—	—
325	Chemical mfg	1 669	25 721	105 077	14	2	1	1	2	2	4	1	1	—
3251	Basic chemical mfg	1 284	19 520	81 249	9	1	—	1	2	1	2	1	1	—
32512	Industrial gas mfg	(E)	(D)	(D)	2	—	—	—	1	—	—	1	—	—
32519	Other basic organic chemical mfg	848	13 097	55 134	6	1	—	1	1	—	2	—	1	—
3252	Resin, syn rubber, artf & syn fibers, fil mfg	(E)	(D)	(D)	3	—	—	—	—	1	2	—	—	—
32521	Resin & synthetic rubber mfg	(E)	(D)	(D)	3	—	—	—	—	1	2	—	—	—
331	Primary metal mfg	491	6 064	22 124	3	—	—	—	—	—	3	—	—	—
3311	Iron & steel mills & ferroalloy mfg	(C)	(D)	(D)	1	—	—	—	—	—	1	—	—	—
33111	Iron & steel mills & ferroalloy mfg	(C)	(D)	(D)	1	—	—	—	—	—	1	—	—	—
3313	Alumina & aluminum production & processing	(C)	(D)	(D)	1	—	—	—	—	—	1	—	—	—
33131	Alumina & aluminum production & processing	(C)	(D)	(D)	1	—	—	—	—	—	1	—	—	—
3314	Nonferrous (exc alum) production & processing	(C)	(D)	(D)	1	—	—	—	—	—	1	—	—	—
33149	Other nonferrous roll, draw, extruding, alloying	(C)	(D)	(D)	1	—	—	—	—	—	1	—	—	—
<b>42</b>	<b>Wholesale trade</b>	<b>333</b>	<b>2 054</b>	<b>8 388</b>	<b>41</b>	<b>21</b>	<b>8</b>	<b>8</b>	<b>4</b>	—	—	—	—	—
421	Wholesale trade, durable goods	197	1 224	5 271	27	15	5	5	2	—	—	—	—	—
422	Wholesale trade, nondurable goods	136	830	3 117	14	6	3	3	2	—	—	—	—	—
<b>44-45</b>	<b>Retail trade</b>	<b>1 224</b>	<b>4 976</b>	<b>21 068</b>	<b>115</b>	<b>47</b>	<b>32</b>	<b>22</b>	<b>13</b>	—	—	<b>1</b>	—	—
441	Motor vehicle & parts dealers	182	1 190	4 888	21	9	5	4	3	—	—	—	—	—
444	Bldg material & garden equip & supp dealers	126	576	2 335	15	3	8	3	1	—	—	—	—	—
4441	Building material & supplies dealers	107	499	1 934	11	2	5	3	1	—	—	—	—	—
445	Food & beverage stores	(C)	(D)	(D)	9	3	1	2	3	—	—	—	—	—
4451	Grocery stores	118	351	1 472	8	2	1	2	3	—	—	—	—	—
44511	Grocery (except convenience) stores	118	351	1 472	8	2	1	2	3	—	—	—	—	—
445110	Grocery (except convenience) stores	118	351	1 472	8	2	1	2	3	—	—	—	—	—
447	Gasoline stations	184	485	1 837	21	6	8	5	2	—	—	—	—	—
4471	Gasoline stations	184	485	1 837	21	6	8	5	2	—	—	—	—	—
44711	Gasoline stations with convenience stores	169	440	1 619	17	4	6	5	2	—	—	—	—	—
447110	Gasoline stations with convenience stores	169	440	1 619	17	4	6	5	2	—	—	—	—	—
452	General merchandise stores	(E)	(D)	(D)	5	1	2	—	1	—	—	1	—	—
4521	Department stores	(E)	(D)	(D)	1	—	—	—	—	—	—	1	—	—
45211	Department stores	(E)	(D)	(D)	1	—	—	—	—	—	—	1	—	—
<b>48-49</b>	<b>Transportation &amp; warehousing</b>	<b>179</b>	<b>1 304</b>	<b>5 703</b>	<b>18</b>	<b>11</b>	<b>1</b>	<b>4</b>	<b>1</b>	<b>1</b>	—	—	—	—
484	Truck transportation	111	723	3 271	12	8	1	2	—	1	—	—	—	—
4841	General freight trucking	105	699	3 083	6	2	1	2	—	1	—	—	—	—
48412	General freight trucking, long-distance	(C)	(D)	(D)	5	1	1	2	—	1	—	—	—	—
<b>51</b>	<b>Information</b>	<b>168</b>	<b>969</b>	<b>4 151</b>	<b>11</b>	<b>4</b>	<b>4</b>	<b>1</b>	<b>1</b>	<b>1</b>	—	—	—	—
513	Broadcasting & telecommunications	141	795	3 228	7	2	3	1	—	1	—	—	—	—

See footnotes at end of table.

**Table 6. Counties—Employees, Payroll, and Establishments by Industry: 2001—Con.**

[Excludes most government employees, railroad employees, and self-employed persons. Size class 1 to 4 includes establishments with payroll, but no employees, during mid-March pay period. (D) denotes figures withheld to avoid disclosing data for individual companies; the data are included in broader industry totals. Detailed industries with 100 or more employees are shown if industry was not a (D). For explanation of terms, abbreviations, and data reliability/comparability, see introductory text]

NAICS code	Industry	Number of employees for week including March 12	Payroll (\$1,000)		Total number of establishments	Number of establishments by employment-size class								
			First quarter	Annual		1 to 4	5 to 9	10 to 19	20 to 49	50 to 99	100 to 249	250 to 499	500 to 999	1,000 or more
<b>MARSHALL—Con.</b>														
<b>52</b>	<b>Finance &amp; insurance</b> .....	<b>342</b>	<b>2 234</b>	<b>9 800</b>	<b>28</b>	<b>10</b>	<b>11</b>	<b>4</b>	<b>2</b>	—	<b>1</b>	—	—	—
522	Credit intermediation & related activities .....	230	1 386	5 913	13	2	6	3	1	—	1	—	—	—
5221	Depository credit intermediation .....	(C)	(D)	(D)	12	1	6	3	1	—	1	—	—	—
52211	Commercial banking .....	219	1 331	5 644	10	1	4	3	1	—	1	—	—	—
522110	Commercial banking .....	219	1 331	5 644	10	1	4	3	1	—	1	—	—	—
524	Insurance carriers & related activities .....	(C)	(D)	(D)	13	6	5	1	1	—	—	—	—	—
5242	Agencies & other insurance related activities ...	104	720	3 392	12	5	5	1	1	—	—	—	—	—
52421	Insurance agencies & brokerages .....	104	720	3 392	12	5	5	1	1	—	—	—	—	—
524210	Insurance agencies & brokerages .....	104	720	3 392	12	5	5	1	1	—	—	—	—	—
<b>53</b>	<b>Real estate &amp; rental &amp; leasing</b> .....	<b>120</b>	<b>673</b>	<b>1 459</b>	<b>16</b>	<b>8</b>	<b>3</b>	<b>3</b>	<b>2</b>	—	—	—	—	—
531	Real estate .....	(C)	(D)	(D)	13	6	3	2	2	—	—	—	—	—
<b>54</b>	<b>Professional, scientific &amp; technical services</b> .....	<b>170</b>	<b>1 378</b>	<b>5 936</b>	<b>38</b>	<b>30</b>	<b>4</b>	<b>3</b>	—	<b>1</b>	—	—	—	—
541	Professional, scientific & technical services .....	170	1 378	5 936	38	30	4	3	—	1	—	—	—	—
<b>55</b>	<b>Management of companies &amp; enterprises</b> .....	<b>(A)</b>	<b>(D)</b>	<b>(D)</b>	<b>1</b>	—	—	<b>1</b>	—	—	—	—	—	—
<b>56</b>	<b>Admin, support, waste mgt, remediation services</b> .....	<b>377</b>	<b>2 753</b>	<b>10 030</b>	<b>23</b>	<b>14</b>	<b>1</b>	<b>3</b>	<b>3</b>	<b>1</b>	<b>1</b>	—	—	—
561	Administrative & support services .....	154	480	2 046	18	13	1	2	1	1	—	—	—	—
562	Waste management & remediation services .....	223	2 273	7 984	5	1	—	1	2	—	1	—	—	—
5622	Waste treatment & disposal .....	(C)	(D)	(D)	2	—	—	1	—	—	1	—	—	—
56221	Waste treatment & disposal .....	(C)	(D)	(D)	2	—	—	1	—	—	1	—	—	—
<b>61</b>	<b>Educational services</b> .....	<b>(A)</b>	<b>(D)</b>	<b>(D)</b>	<b>1</b>	—	—	<b>1</b>	—	—	—	—	—	—
<b>62</b>	<b>Health care and social assistance</b> .....	<b>871</b>	<b>4 486</b>	<b>19 836</b>	<b>41</b>	<b>14</b>	<b>12</b>	<b>7</b>	<b>2</b>	<b>3</b>	<b>3</b>	—	—	—
621	Ambulatory health care services .....	255	1 846	8 644	27	10	12	2	1	2	—	—	—	—
622	Hospitals .....	(C)	(D)	(D)	1	—	—	—	—	—	1	—	—	—
6221	General medical & surgical hospitals .....	(C)	(D)	(D)	1	—	—	—	—	—	1	—	—	—
62211	General medical & surgical hospitals .....	(C)	(D)	(D)	1	—	—	—	—	—	1	—	—	—
623	Nursing & residential care facilities .....	(E)	(D)	(D)	4	1	—	—	—	—	1	2	—	—
6231	Nursing care facilities .....	308	1 322	5 283	3	—	—	—	—	—	1	2	—	—
62311	Nursing care facilities .....	308	1 322	5 283	3	—	—	—	—	—	1	2	—	—
623110	Nursing care facilities .....	308	1 322	5 283	3	—	—	—	—	—	1	2	—	—
<b>71</b>	<b>Arts, entertainment &amp; recreation</b> .....	<b>118</b>	<b>679</b>	<b>3 729</b>	<b>15</b>	<b>8</b>	<b>4</b>	<b>2</b>	<b>1</b>	—	—	—	—	—
<b>72</b>	<b>Accommodation &amp; food services</b> .....	<b>788</b>	<b>1 368</b>	<b>7 465</b>	<b>67</b>	<b>30</b>	<b>9</b>	<b>12</b>	<b>13</b>	<b>3</b>	—	—	—	—
721	Accommodation .....	199	432	2 385	27	16	3	4	4	—	—	—	—	—
7211	Traveler accommodation .....	(C)	(D)	(D)	22	12	2	4	4	—	—	—	—	—
72111	Hotels (exc casino hotels) & motels .....	167	365	1 986	20	11	2	3	4	—	—	—	—	—
721110	Hotels (exc casino hotels) & motels .....	167	365	1 986	20	11	2	3	4	—	—	—	—	—
722	Food services & drinking places .....	589	936	5 080	40	14	6	8	9	3	—	—	—	—
7221	Full-service restaurants .....	(E)	(D)	(D)	20	7	3	6	3	1	—	—	—	—
72211	Full-service restaurants .....	(E)	(D)	(D)	20	7	3	6	3	1	—	—	—	—
7222	Limited-service eating places .....	315	520	2 899	18	7	1	2	6	2	—	—	—	—
72221	Limited-service eating places .....	315	520	2 899	18	7	1	2	6	2	—	—	—	—
722211	Limited-service restaurants .....	315	520	2 899	18	7	1	2	6	2	—	—	—	—
<b>81</b>	<b>Other services (except public administration)</b> .....	<b>447</b>	<b>1 657</b>	<b>6 940</b>	<b>83</b>	<b>50</b>	<b>23</b>	<b>8</b>	<b>1</b>	<b>1</b>	—	—	—	—
811	Repair & maintenance .....	132	936	3 916	25	16	4	4	1	—	—	—	—	—
813	Religious, grantmaking, civic, prof & like organizations .....	286	639	2 651	50	30	15	4	—	1	—	—	—	—
8131	Religious organizations .....	213	522	2 176	35	21	11	2	—	1	—	—	—	—
81311	Religious organizations .....	213	522	2 176	35	21	11	2	—	1	—	—	—	—
813110	Religious organizations .....	213	522	2 176	35	21	11	2	—	1	—	—	—	—
<b>95</b>	<b>Auxiliaries (exc corporate, subsidiary &amp; regional mgt)</b> .....	<b>(A)</b>	<b>(D)</b>	<b>(D)</b>	<b>1</b>	<b>1</b>	—	—	—	—	—	—	—	—
<b>99</b>	<b>Unclassified establishments</b> .....	<b>11</b>	<b>16</b>	<b>124</b>	<b>6</b>	<b>5</b>	<b>1</b>	—	—	—	—	—	—	—
<b>MARTIN</b>														
	<b>Total</b> .....	<b>1 973</b>	<b>14 960</b>	<b>64 673</b>	<b>178</b>	<b>102</b>	<b>35</b>	<b>16</b>	<b>14</b>	<b>10</b>	—	<b>1</b>	—	—
<b>11</b>	<b>Forestry, fishing, hunting, and agriculture support</b> .....	<b>(A)</b>	<b>(D)</b>	<b>(D)</b>	<b>2</b>	<b>2</b>	—	—	—	—	—	—	—	—
<b>21</b>	<b>Mining</b> .....	<b>713</b>	<b>9 049</b>	<b>39 104</b>	<b>16</b>	<b>4</b>	<b>1</b>	<b>1</b>	<b>5</b>	<b>4</b>	—	<b>1</b>	—	—
212	Mining (except oil & gas) .....	711	9 041	39 067	13	1	1	1	5	4	—	1	—	—
2121	Coal mining .....	711	9 041	39 067	13	1	1	1	5	4	—	1	—	—
21211	Coal mining .....	711	9 041	39 067	13	1	1	1	5	4	—	1	—	—
212111	Bituminous coal & lignite surface mining ...	219	2 813	10 557	5	1	—	—	2	2	—	—	—	—
212112	Bituminous coal underground mining .....	492	6 228	28 510	8	—	1	1	3	2	—	1	—	—
<b>23</b>	<b>Construction</b> .....	<b>20</b>	<b>92</b>	<b>379</b>	<b>10</b>	<b>9</b>	<b>1</b>	—	—	—	—	—	—	—
<b>31-33</b>	<b>Manufacturing</b> .....	<b>(A)</b>	<b>(D)</b>	<b>(D)</b>	<b>2</b>	<b>1</b>	—	<b>1</b>	—	—	—	—	—	—
<b>42</b>	<b>Wholesale trade</b> .....	<b>46</b>	<b>423</b>	<b>1 782</b>	<b>5</b>	<b>2</b>	—	<b>2</b>	<b>1</b>	—	—	—	—	—

See footnotes at end of table.

**Table 6. Counties—Employees, Payroll, and Establishments by Industry: 2001—Con.**

[Excludes most government employees, railroad employees, and self-employed persons. Size class 1 to 4 includes establishments with payroll, but no employees, during mid-March pay period. (D) denotes figures withheld to avoid disclosing data for individual companies; the data are included in broader industry totals. Detailed industries with 100 or more employees are shown if industry was not a (D). For explanation of terms, abbreviations, and data reliability/comparability, see introductory text]

NAICS code	Industry	Number of employees for week including March 12	Payroll (\$1,000)		Total number of establishments	Number of establishments by employment-size class								
			First quarter	Annual		1 to 4	5 to 9	10 to 19	20 to 49	50 to 99	100 to 249	250 to 499	500 to 999	1,000 or more
<b>MARTIN—Con.</b>														
<b>44-45</b>	<b>Retail trade</b> .....	<b>385</b>	<b>1 100</b>	<b>5 020</b>	<b>47</b>	<b>25</b>	<b>14</b>	<b>4</b>	<b>2</b>	<b>2</b>	—	—	—	—
445	Food & beverage stores .....	(C)	(D)	(D)	5	3	—	—	—	2	—	—	—	—
4451	Grocery stores .....	(C)	(D)	(D)	5	3	—	—	—	2	—	—	—	—
44511	Grocery (except convenience) stores .....	(C)	(D)	(D)	4	2	—	—	—	2	—	—	—	—
447	Gasoline stations .....	116	263	1 107	13	3	6	3	1	—	—	—	—	—
4471	Gasoline stations .....	116	263	1 107	13	3	6	3	1	—	—	—	—	—
<b>48-49</b>	<b>Transportation &amp; warehousing</b> .....	<b>102</b>	<b>686</b>	<b>3 153</b>	<b>10</b>	<b>7</b>	<b>1</b>	<b>1</b>	—	<b>1</b>	—	—	—	—
<b>51</b>	<b>Information</b> .....	<b>7</b>	<b>34</b>	<b>113</b>	<b>3</b>	<b>3</b>	—	—	—	—	—	—	—	—
<b>52</b>	<b>Finance &amp; insurance</b> .....	<b>146</b>	<b>1 069</b>	<b>4 694</b>	<b>6</b>	<b>3</b>	—	—	<b>2</b>	<b>1</b>	—	—	—	—
<b>53</b>	<b>Real estate &amp; rental &amp; leasing</b> .....	<b>8</b>	<b>21</b>	<b>90</b>	<b>7</b>	<b>7</b>	—	—	—	—	—	—	—	—
<b>54</b>	<b>Professional, scientific &amp; technical services</b> .....	<b>31</b>	<b>188</b>	<b>852</b>	<b>12</b>	<b>10</b>	<b>1</b>	<b>1</b>	—	—	—	—	—	—
<b>55</b>	<b>Management of companies &amp; enterprises</b> .....	<b>14</b>	<b>84</b>	<b>334</b>	<b>3</b>	<b>1</b>	<b>2</b>	—	—	—	—	—	—	—
<b>56</b>	<b>Admin, support, waste mgt, remediation services</b> .....	<b>21</b>	<b>99</b>	<b>490</b>	<b>4</b>	<b>2</b>	<b>2</b>	—	—	—	—	—	—	—
<b>62</b>	<b>Health care and social assistance</b> .....	<b>186</b>	<b>807</b>	<b>3 439</b>	<b>20</b>	<b>10</b>	<b>7</b>	—	<b>2</b>	<b>1</b>	—	—	—	—
<b>71</b>	<b>Arts, entertainment &amp; recreation</b> .....	<b>(A)</b>	<b>(D)</b>	<b>(D)</b>	<b>1</b>	<b>1</b>	—	—	—	—	—	—	—	—
<b>72</b>	<b>Accommodation &amp; food services</b> .....	<b>144</b>	<b>273</b>	<b>1 152</b>	<b>15</b>	<b>5</b>	<b>3</b>	<b>5</b>	<b>2</b>	—	—	—	—	—
722	Food services & drinking places .....	(C)	(D)	(D)	14	5	3	4	2	—	—	—	—	—
7222	Limited-service eating places .....	108	203	857	10	3	3	2	2	—	—	—	—	—
72221	Limited-service eating places .....	108	203	857	10	3	3	2	2	—	—	—	—	—
722211	Limited-service restaurants .....	108	203	857	10	3	3	2	2	—	—	—	—	—
<b>81</b>	<b>Other services (except public administration)</b> .....	<b>131</b>	<b>966</b>	<b>3 776</b>	<b>15</b>	<b>10</b>	<b>3</b>	<b>1</b>	—	<b>1</b>	—	—	—	—
811	Repair & maintenance .....	106	880	3 458	7	4	1	1	—	1	—	—	—	—
<b>MASON</b>														
	<b>Total</b> .....	<b>8 283</b>	<b>50 828</b>	<b>200 053</b>	<b>451</b>	<b>215</b>	<b>106</b>	<b>56</b>	<b>45</b>	<b>15</b>	<b>10</b>	<b>2</b>	<b>1</b>	<b>1</b>
<b>11</b>	<b>Forestry, fishing, hunting, and agriculture support</b> .....	<b>(A)</b>	<b>(D)</b>	<b>(D)</b>	<b>3</b>	<b>2</b>	<b>1</b>	—	—	—	—	—	—	—
<b>22</b>	<b>Utilities</b> .....	<b>(C)</b>	<b>(D)</b>	<b>(D)</b>	<b>5</b>	<b>2</b>	<b>1</b>	<b>1</b>	—	—	<b>1</b>	—	—	—
221	Utilities .....	(C)	(D)	(D)	5	2	1	1	—	—	1	—	—	—
2211	Elec pwr generation, transmsn & distribution ...	(C)	(D)	(D)	2	—	—	1	—	—	1	—	—	—
22111	Electric power generation .....	(C)	(D)	(D)	1	—	—	—	—	—	1	—	—	—
<b>23</b>	<b>Construction</b> .....	<b>138</b>	<b>830</b>	<b>4 057</b>	<b>23</b>	<b>13</b>	<b>7</b>	<b>1</b>	<b>2</b>	—	—	—	—	—
235	Special trade contractors .....	105	652	3 092	14	6	6	—	2	—	—	—	—	—
<b>31-33</b>	<b>Manufacturing</b> .....	<b>2 621</b>	<b>18 636</b>	<b>74 629</b>	<b>18</b>	<b>5</b>	<b>2</b>	—	<b>2</b>	<b>2</b>	<b>5</b>	<b>1</b>	—	<b>1</b>
315	Apparel manufacturing .....	(E)	(D)	(D)	1	—	—	—	—	—	—	1	—	—
3152	Cut & sew apparel mfg .....	(E)	(D)	(D)	1	—	—	—	—	—	—	1	—	—
31523	Women's, girls' cut & sew apparel mfg .....	(E)	(D)	(D)	1	—	—	—	—	—	—	1	—	—
322	Paper mfg .....	(E)	(D)	(D)	2	—	—	—	—	—	2	—	—	—
3221	Pulp, paper & paperboard mills .....	(C)	(D)	(D)	1	—	—	—	—	—	1	—	—	—
32213	Paperboard mills .....	(C)	(D)	(D)	1	—	—	—	—	—	1	—	—	—
3222	Converted paper product mfg .....	(C)	(D)	(D)	1	—	—	—	—	—	1	—	—	—
32222	Paper bag & coated & treated paper mfg .....	(C)	(D)	(D)	1	—	—	—	—	—	1	—	—	—
326	Plastics & rubber products mfg .....	(C)	(D)	(D)	1	—	—	—	—	—	1	—	—	—
3261	Plastics product mfg .....	(C)	(D)	(D)	1	—	—	—	—	—	1	—	—	—
32619	Other plastics product mfg .....	(C)	(D)	(D)	1	—	—	—	—	—	1	—	—	—
327	Nonmetallic mineral product mfg .....	(C)	(D)	(D)	2	—	—	—	1	—	1	—	—	—
3274	Lime & gypsum product mfg .....	(C)	(D)	(D)	1	—	—	—	—	—	1	—	—	—
32741	Lime mfg .....	(C)	(D)	(D)	1	—	—	—	—	—	1	—	—	—
333	Machinery mfg .....	(G)	(D)	(D)	2	—	—	—	1	—	—	—	—	1
3336	Engine, turbine & power transmsn equip mfg ...	(G)	(D)	(D)	1	—	—	—	—	—	—	—	—	1
33361	Engine, turbine & power transmsn equip mfg .	(G)	(D)	(D)	1	—	—	—	—	—	—	—	—	1
336	Transportation equipment mfg .....	(C)	(D)	(D)	1	—	—	—	—	—	1	—	—	—
3369	Other transportation equipment mfg .....	(C)	(D)	(D)	1	—	—	—	—	—	1	—	—	—
33699	Other transportation equipment mfg .....	(C)	(D)	(D)	1	—	—	—	—	—	1	—	—	—
<b>42</b>	<b>Wholesale trade</b> .....	<b>267</b>	<b>2 162</b>	<b>8 390</b>	<b>28</b>	<b>13</b>	<b>6</b>	<b>5</b>	<b>3</b>	<b>1</b>	—	—	—	—
421	Wholesale trade, durable goods .....	138	1 596	6 171	12	7	2	1	1	1	—	—	—	—
422	Wholesale trade, nondurable goods .....	129	566	2 219	16	6	4	4	2	—	—	—	—	—

See footnotes at end of table.

**Table 6. Counties—Employees, Payroll, and Establishments by Industry: 2001—Con.**

[Excludes most government employees, railroad employees, and self-employed persons. Size class 1 to 4 includes establishments with payroll, but no employees, during mid-March pay period. (D) denotes figures withheld to avoid disclosing data for individual companies; the data are included in broader industry totals. Detailed industries with 100 or more employees are shown if industry was not a (D). For explanation of terms, abbreviations, and data reliability/comparability, see introductory text]

NAICS code	Industry	Number of employees for week including March 12	Payroll (\$1,000)		Total number of establishments	Number of establishments by employment-size class								
			First quarter	Annual		1 to 4	5 to 9	10 to 19	20 to 49	50 to 99	100 to 249	250 to 499	500 to 999	1,000 or more
	<b>MASON—Con.</b>													
<b>44-45</b>	<b>Retail trade</b> .....	<b>1 389</b>	<b>5 619</b>	<b>22 648</b>	<b>104</b>	<b>44</b>	<b>27</b>	<b>18</b>	<b>10</b>	<b>3</b>	<b>2</b>	—	—	—
441	Motor vehicle & parts dealers .....	175	1 077	4 622	19	7	5	4	3	—	—	—	—	—
4411	Automobile dealers .....	105	771	3 344	9	4	1	1	3	—	—	—	—	—
444	Bldg material & garden equip & supp dealers .....	122	670	2 740	15	4	5	6	—	—	—	—	—	—
445	Food & beverage stores .....	412	1 211	4 522	12	4	—	3	2	2	1	—	—	—
4451	Grocery stores .....	406	1 192	4 431	8	—	—	3	2	2	1	—	—	—
44511	Grocery (except convenience) stores .....	406	1 192	4 431	8	—	—	3	2	2	1	—	—	—
445110	Grocery (except convenience) stores .....	406	1 192	4 431	8	—	—	3	2	2	1	—	—	—
448	Clothing & clothing accessories stores .....	115	379	1 557	13	5	4	2	2	—	—	—	—	—
452	General merchandise stores .....	363	1 488	5 731	7	1	3	—	1	1	1	—	—	—
4521	Department stores .....	(E)	(D)	(D)	2	—	—	—	—	1	1	—	—	—
45211	Department stores .....	(E)	(D)	(D)	2	—	—	—	—	1	1	—	—	—
<b>48-49</b>	<b>Transportation &amp; warehousing</b> .....	<b>(C)</b>	<b>(D)</b>	<b>(D)</b>	<b>12</b>	<b>6</b>	<b>3</b>	<b>2</b>	—	—	<b>1</b>	—	—	—
483	Water transportation .....	(C)	(D)	(D)	1	—	—	—	—	—	1	—	—	—
4832	Inland water transportation .....	(C)	(D)	(D)	1	—	—	—	—	—	1	—	—	—
48321	Inland water transportation .....	(C)	(D)	(D)	1	—	—	—	—	—	1	—	—	—
<b>51</b>	<b>Information</b> .....	<b>214</b>	<b>2 808</b>	<b>10 351</b>	<b>11</b>	<b>5</b>	—	<b>2</b>	<b>2</b>	<b>2</b>	—	—	—	—
511	Publishing industries .....	(C)	(D)	(D)	2	—	—	—	1	1	—	—	—	—
<b>52</b>	<b>Finance &amp; insurance</b> .....	<b>206</b>	<b>1 400</b>	<b>5 565</b>	<b>34</b>	<b>18</b>	<b>9</b>	<b>4</b>	<b>3</b>	—	—	—	—	—
522	Credit intermediation & related activities .....	143	960	3 716	21	9	6	4	2	—	—	—	—	—
5221	Depository credit intermediation .....	112	720	2 768	11	3	2	4	2	—	—	—	—	—
52211	Commercial banking .....	112	720	2 768	11	3	2	4	2	—	—	—	—	—
522110	Commercial banking .....	112	720	2 768	11	3	2	4	2	—	—	—	—	—
<b>53</b>	<b>Real estate &amp; rental &amp; leasing</b> .....	<b>78</b>	<b>217</b>	<b>964</b>	<b>14</b>	<b>10</b>	<b>2</b>	<b>1</b>	<b>1</b>	—	—	—	—	—
<b>54</b>	<b>Professional, scientific &amp; technical services</b> .....	<b>100</b>	<b>474</b>	<b>2 107</b>	<b>20</b>	<b>10</b>	<b>7</b>	<b>3</b>	—	—	—	—	—	—
541	Professional, scientific & technical services .....	100	474	2 107	20	10	7	3	—	—	—	—	—	—
<b>55</b>	<b>Management of companies &amp; enterprises</b> .....	<b>(A)</b>	<b>(D)</b>	<b>(D)</b>	<b>1</b>	—	<b>1</b>	—	—	—	—	—	—	—
<b>56</b>	<b>Admin, support, waste mgt, remediation services</b> .....	<b>695</b>	<b>4 356</b>	<b>13 500</b>	<b>18</b>	<b>12</b>	<b>2</b>	<b>1</b>	<b>2</b>	—	—	—	<b>1</b>	—
561	Administrative & support services .....	695	4 356	13 500	18	12	2	1	2	—	—	—	1	—
5612	Facilities support services .....	(F)	(D)	(D)	1	—	—	—	—	—	—	—	1	—
56121	Facilities support services .....	(F)	(D)	(D)	1	—	—	—	—	—	—	—	1	—
<b>61</b>	<b>Educational services</b> .....	<b>(B)</b>	<b>(D)</b>	<b>(D)</b>	<b>1</b>	—	—	—	<b>1</b>	—	—	—	—	—
<b>62</b>	<b>Health care and social assistance</b> .....	<b>1 089</b>	<b>6 666</b>	<b>27 222</b>	<b>56</b>	<b>17</b>	<b>21</b>	<b>7</b>	<b>6</b>	<b>3</b>	<b>1</b>	<b>1</b>	—	—
621	Ambulatory health care services .....	535	3 577	15 509	41	12	17	5	4	3	—	—	—	—
6211	Offices of physicians .....	191	1 685	7 902	20	6	9	3	1	1	—	—	—	—
62111	Offices of physicians .....	191	1 685	7 902	20	6	9	3	1	1	—	—	—	—
621111	Offices of physicians (exc mental health) .....	191	1 685	7 902	20	6	9	3	1	1	—	—	—	—
6213	Offices of other health practitioners .....	101	484	1 893	7	1	4	1	—	1	—	—	—	—
6216	Home health care services .....	144	806	3 124	3	—	—	—	2	1	—	—	—	—
62161	Home health care services .....	144	806	3 124	3	—	—	—	2	1	—	—	—	—
621610	Home health care services .....	144	806	3 124	3	—	—	—	2	1	—	—	—	—
622	Hospitals .....	(E)	(D)	(D)	1	—	—	—	—	—	—	1	—	—
6221	General medical & surgical hospitals .....	(E)	(D)	(D)	1	—	—	—	—	—	—	1	—	—
62211	General medical & surgical hospitals .....	(E)	(D)	(D)	1	—	—	—	—	—	—	1	—	—
623	Nursing & residential care facilities .....	(C)	(D)	(D)	5	2	1	1	—	—	1	—	—	—
6231	Nursing care facilities .....	(C)	(D)	(D)	1	—	—	—	—	—	1	—	—	—
62311	Nursing care facilities .....	(C)	(D)	(D)	1	—	—	—	—	—	1	—	—	—
<b>71</b>	<b>Arts, entertainment &amp; recreation</b> .....	<b>148</b>	<b>328</b>	<b>1 497</b>	<b>8</b>	<b>1</b>	<b>2</b>	<b>3</b>	<b>1</b>	<b>1</b>	—	—	—	—
713	Amusement, gambling & recreation industries .....	(C)	(D)	(D)	7	1	2	2	1	1	—	—	—	—
7139	Other amusement & recreation industries .....	(C)	(D)	(D)	5	1	1	1	1	1	—	—	—	—
<b>72</b>	<b>Accommodation &amp; food services</b> .....	<b>633</b>	<b>1 402</b>	<b>5 881</b>	<b>33</b>	<b>13</b>	<b>1</b>	<b>6</b>	<b>10</b>	<b>3</b>	—	—	—	—
722	Food services & drinking places .....	603	1 323	5 487	30	11	1	6	9	3	—	—	—	—
7221	Full-service restaurants .....	305	726	3 003	10	2	1	1	4	2	—	—	—	—
72211	Full-service restaurants .....	305	726	3 003	10	2	1	1	4	2	—	—	—	—
722110	Full-service restaurants .....	305	726	3 003	10	2	1	1	4	2	—	—	—	—
7222	Limited-service eating places .....	288	575	2 400	14	3	—	5	5	1	—	—	—	—
72221	Limited-service eating places .....	288	575	2 400	14	3	—	5	5	1	—	—	—	—
722211	Limited-service restaurants .....	288	575	2 400	14	3	—	5	5	1	—	—	—	—
<b>81</b>	<b>Other services (except public administration)</b> .....	<b>270</b>	<b>706</b>	<b>2 949</b>	<b>58</b>	<b>40</b>	<b>14</b>	<b>2</b>	<b>2</b>	—	—	—	—	—
813	Religious, grantmaking, civic, prof & like organizations .....	152	290	1 155	32	23	7	1	1	—	—	—	—	—
<b>99</b>	<b>Unclassified establishments</b> .....	<b>4</b>	<b>9</b>	<b>49</b>	<b>4</b>	<b>4</b>	—	—	—	—	—	—	—	—

See footnotes at end of table.

**Table 6. Counties—Employees, Payroll, and Establishments by Industry: 2001—Con.**

[Excludes most government employees, railroad employees, and self-employed persons. Size class 1 to 4 includes establishments with payroll, but no employees, during mid-March pay period. (D) denotes figures withheld to avoid disclosing data for individual companies; the data are included in broader industry totals. Detailed industries with 100 or more employees are shown if industry was not a (D). For explanation of terms, abbreviations, and data reliability/comparability, see introductory text]

NAICS code	Industry	Number of employees for week including March 12	Payroll (\$1,000)		Total number of establishments	Number of establishments by employment-size class								
			First quarter	Annual		1 to 4	5 to 9	10 to 19	20 to 49	50 to 99	100 to 249	250 to 499	500 to 999	1,000 or more
	<b>MEADE</b>													
	<b>Total</b> .....	<b>2 950</b>	<b>16 635</b>	<b>69 445</b>	<b>292</b>	<b>161</b>	<b>65</b>	<b>34</b>	<b>21</b>	<b>7</b>	<b>3</b>	<b>1</b>	<b>-</b>	<b>-</b>
11	<b>Forestry, fishing, hunting, and agriculture support</b> .....	(A)	(D)	(D)	3	3	-	-	-	-	-	-	-	-
21	<b>Mining</b> .....	71	498	2 224	3	-	1	1	-	1	-	-	-	-
22	<b>Utilities</b> .....	(B)	(D)	(D)	3	-	1	-	2	-	-	-	-	-
23	<b>Construction</b> .....	189	1 170	5 708	38	27	8	1	1	1	-	-	-	-
235	Special trade contractors .....	159	1 022	4 992	29	20	6	1	1	1	-	-	-	-
2351	Plumbing, heating & AC contractor .....	112	807	4 039	10	5	2	1	1	1	-	-	-	-
23511	Plumbing, heating & AC contractor .....	112	807	4 039	10	5	2	1	1	1	-	-	-	-
235110	Plumbing, heating & AC contractor .....	112	807	4 039	10	5	2	1	1	1	-	-	-	-
31-33	<b>Manufacturing</b> .....	(E)	(D)	(D)	12	9	1	1	-	-	-	1	-	-
325	Chemical mfg .....	(E)	(D)	(D)	2	1	-	-	-	-	-	1	-	-
3252	Resin, syn rubber, artf & syn fibers, fil mfg .....	(E)	(D)	(D)	1	-	-	-	-	-	-	1	-	-
32521	Resin & synthetic rubber mfg .....	(E)	(D)	(D)	1	-	-	-	-	-	-	1	-	-
42	<b>Wholesale trade</b> .....	170	598	2 461	10	5	2	-	2	-	1	-	-	-
422	Wholesale trade, nondurable goods .....	153	531	2 168	5	2	-	-	2	-	1	-	-	-
4227	Petroleum & petroleum products whsle .....	(C)	(D)	(D)	3	1	-	-	1	-	1	-	-	-
42271	Petroleum bulk stations & terminals .....	(C)	(D)	(D)	3	1	-	-	1	-	1	-	-	-
44-45	<b>Retail trade</b> .....	696	2 605	11 049	73	34	18	15	5	-	1	-	-	-
441	Motor vehicle & parts dealers .....	153	1 033	4 262	11	5	-	3	3	-	-	-	-	-
4411	Automobile dealers .....	127	878	3 515	7	3	-	1	3	-	-	-	-	-
44111	New car dealers .....	110	759	3 026	4	1	-	-	3	-	-	-	-	-
441110	New car dealers .....	110	759	3 026	4	1	-	-	3	-	-	-	-	-
445	Food & beverage stores .....	254	635	2 711	17	7	7	2	-	-	1	-	-	-
4451	Grocery stores .....	207	510	2 202	9	4	3	1	-	-	1	-	-	-
44511	Grocery (except convenience) stores .....	(C)	(D)	(D)	4	2	-	1	-	-	1	-	-	-
447	Gasoline stations .....	100	247	1 062	14	6	2	6	-	-	-	-	-	-
4471	Gasoline stations .....	100	247	1 062	14	6	2	6	-	-	-	-	-	-
48-49	<b>Transportation &amp; warehousing</b> .....	(B)	(D)	(D)	8	6	1	-	-	1	-	-	-	-
51	<b>Information</b> .....	(C)	(D)	(D)	4	2	-	1	-	1	-	-	-	-
52	<b>Finance &amp; insurance</b> .....	216	642	2 533	16	10	2	-	3	-	1	-	-	-
524	Insurance carriers & related activities .....	127	247	728	7	4	2	-	-	-	1	-	-	-
5242	Agencies & other insurance related activities ...	127	247	728	7	4	2	-	-	-	1	-	-	-
52421	Insurance agencies & brokerages .....	127	247	728	7	4	2	-	-	-	1	-	-	-
524210	Insurance agencies & brokerages .....	127	247	728	7	4	2	-	-	-	1	-	-	-
53	<b>Real estate &amp; rental &amp; leasing</b> .....	64	196	791	12	9	2	-	1	-	-	-	-	-
54	<b>Professional, scientific &amp; technical services</b> .....	56	248	1 141	13	8	4	1	-	-	-	-	-	-
56	<b>Admin, support, waste mgt, remediation services</b> .....	23	36	161	8	7	-	1	-	-	-	-	-	-
61	<b>Educational services</b> .....	(A)	(D)	(D)	1	1	-	-	-	-	-	-	-	-
62	<b>Health care and social assistance</b> .....	218	1 018	4 526	24	10	10	2	1	1	-	-	-	-
71	<b>Arts, entertainment &amp; recreation</b> .....	20	35	239	4	1	2	1	-	-	-	-	-	-
72	<b>Accommodation &amp; food services</b> .....	386	864	3 792	23	6	6	5	4	2	-	-	-	-
722	Food services & drinking places .....	343	716	3 115	18	5	4	3	4	2	-	-	-	-
7221	Full-service restaurants .....	176	398	1 671	9	3	2	1	2	1	-	-	-	-
72211	Full-service restaurants .....	176	398	1 671	9	3	2	1	2	1	-	-	-	-
722110	Full-service restaurants .....	176	398	1 671	9	3	2	1	2	1	-	-	-	-
7222	Limited-service eating places .....	152	276	1 288	6	-	2	1	2	1	-	-	-	-
72221	Limited-service eating places .....	152	276	1 288	6	-	2	1	2	1	-	-	-	-
722211	Limited-service restaurants .....	152	276	1 288	6	-	2	1	2	1	-	-	-	-
81	<b>Other services (except public administration)</b> .....	173	513	2 390	33	20	7	5	1	-	-	-	-	-
813	Religious, grantmaking, civic, prof & like organizations .....	122	307	1 358	21	13	4	3	1	-	-	-	-	-
95	<b>Auxiliaries (exc corporate, subsidiary &amp; regional mgt)</b> .....	(B)	(D)	(D)	1	-	-	-	1	-	-	-	-	-
99	<b>Unclassified establishments</b> .....	3	2	14	3	3	-	-	-	-	-	-	-	-

See footnotes at end of table.

**Table 6. Counties—Employees, Payroll, and Establishments by Industry: 2001—Con.**

[Excludes most government employees, railroad employees, and self-employed persons. Size class 1 to 4 includes establishments with payroll, but no employees, during mid-March pay period. (D) denotes figures withheld to avoid disclosing data for individual companies; the data are included in broader industry totals. Detailed industries with 100 or more employees are shown if industry was not a (D). For explanation of terms, abbreviations, and data reliability/comparability, see introductory text]

NAICS code	Industry	Number of employees for week including March 12	Payroll (\$1,000)		Total number of establishments	Number of establishments by employment-size class								
			First quarter	Annual		1 to 4	5 to 9	10 to 19	20 to 49	50 to 99	100 to 249	250 to 499	500 to 999	1,000 or more
<b>MENIFEE</b>														
	<b>Total</b> .....	<b>577</b>	<b>2 590</b>	<b>10 815</b>	<b>68</b>	<b>38</b>	<b>12</b>	<b>13</b>	<b>2</b>	<b>3</b>	-	-	-	-
22	Utilities .....	(A)	(D)	(D)	1	1	-	-	-	-	-	-	-	-
23	Construction .....	19	60	415	8	7	1	-	-	-	-	-	-	-
31-33	Manufacturing .....	234	1 210	4 480	13	2	4	3	2	2	-	-	-	-
44-45	Retail trade .....	94	215	1 012	16	8	5	3	-	-	-	-	-	-
48-49	Transportation & warehousing .....	9	21	116	3	3	-	-	-	-	-	-	-	-
51	Information .....	(A)	(D)	(D)	1	-	1	-	-	-	-	-	-	-
52	Finance & insurance .....	16	96	314	3	2	-	1	-	-	-	-	-	-
53	Real estate & rental & leasing .....	(A)	(D)	(D)	2	2	-	-	-	-	-	-	-	-
54	Professional, scientific & technical services .....	14	33	96	4	3	-	1	-	-	-	-	-	-
56	Admin, support, waste mgt, remediation services .....	(A)	(D)	(D)	2	2	-	-	-	-	-	-	-	-
61	Educational services .....	(A)	(D)	(D)	1	1	-	-	-	-	-	-	-	-
62	Health care and social assistance .....	166	755	3 111	9	3	-	5	-	1	-	-	-	-
72	Accommodation & food services .....	7	8	17	3	2	1	-	-	-	-	-	-	-
81	Other services (except public administration) .....	(A)	(D)	(D)	2	2	-	-	-	-	-	-	-	-
<b>MERCER</b>														
	<b>Total</b> .....	<b>5 799</b>	<b>44 560</b>	<b>184 124</b>	<b>413</b>	<b>242</b>	<b>85</b>	<b>47</b>	<b>25</b>	<b>2</b>	<b>8</b>	<b>2</b>	<b>2</b>	-
11	Forestry, fishing, hunting, and agriculture support .....	(A)	(D)	(D)	2	1	1	-	-	-	-	-	-	-
21	Mining .....	(A)	(D)	(D)	1	-	-	1	-	-	-	-	-	-
22	Utilities .....	(C)	(D)	(D)	5	2	1	1	-	-	1	-	-	-
221	Utilities .....	(C)	(D)	(D)	5	2	1	1	-	-	1	-	-	-
2211	Elec pwr generation, transmsn & distribution .....	(C)	(D)	(D)	4	2	-	1	-	-	1	-	-	-
22111	Electric power generation .....	(C)	(D)	(D)	1	-	-	-	-	-	1	-	-	-
23	Construction .....	297	1 731	7 431	53	32	10	7	4	-	-	-	-	-
235	Special trade contractors .....	204	1 367	5 441	36	23	5	4	4	-	-	-	-	-
31-33	Manufacturing .....	2 532	25 589	103 849	15	5	4	-	1	-	1	2	2	-
314	Textile product mills .....	(F)	(D)	(D)	1	-	-	-	-	-	-	-	1	-
3149	Other textile product mills .....	(F)	(D)	(D)	1	-	-	-	-	-	-	-	1	-
31499	All other textile product mills .....	(F)	(D)	(D)	1	-	-	-	-	-	-	-	1	-
322	Paper mfg .....	(E)	(D)	(D)	2	1	-	-	-	-	-	1	-	-
3222	Converted paper product mfg .....	(E)	(D)	(D)	2	1	-	-	-	-	-	1	-	-
32229	Other converted paper product mfg .....	(E)	(D)	(D)	1	-	-	-	-	-	-	1	-	-
327	Nonmetallic mineral product mfg .....	(E)	(D)	(D)	1	-	-	-	-	-	-	1	-	-
3272	Glass & glass product mfg .....	(E)	(D)	(D)	1	-	-	-	-	-	-	1	-	-
32721	Glass & glass product mfg .....	(E)	(D)	(D)	1	-	-	-	-	-	-	1	-	-
336	Transportation equipment mfg .....	(G)	(D)	(D)	2	-	-	-	-	-	1	-	1	-
3363	Motor vehicle parts mfg .....	(G)	(D)	(D)	2	-	-	-	-	-	1	-	1	-
33631	Motor vehicle gas engine & engine parts mfg .....	(F)	(D)	(D)	1	-	-	-	-	-	-	-	1	-
33639	Other motor vehicle parts mfg .....	(C)	(D)	(D)	1	-	-	-	-	-	1	-	1	-
42	Wholesale trade .....	167	1 748	7 781	16	11	2	1	1	1	-	-	-	-
421	Wholesale trade, durable goods .....	149	1 636	7 402	7	2	2	1	1	1	-	-	-	-
44-45	Retail trade .....	693	2 859	12 495	84	43	25	11	3	-	2	-	-	-
445	Food & beverage stores .....	190	639	2 642	9	5	-	1	2	-	1	-	-	-
4451	Grocery stores .....	172	597	2 434	6	3	-	-	2	-	1	-	-	-
44511	Grocery (except convenience) stores .....	(C)	(D)	(D)	5	3	-	-	1	-	1	-	-	-
452	General merchandise stores .....	(C)	(D)	(D)	3	-	-	2	-	-	1	-	-	-
4521	Department stores .....	(C)	(D)	(D)	1	-	-	-	-	-	1	-	-	-
45211	Department stores .....	(C)	(D)	(D)	1	-	-	-	-	-	1	-	-	-
48-49	Transportation & warehousing .....	32	184	626	11	8	3	-	-	-	-	-	-	-
51	Information .....	53	474	1 386	5	2	1	1	1	-	-	-	-	-
52	Finance & insurance .....	123	847	3 383	21	13	4	3	1	-	-	-	-	-
53	Real estate & rental & leasing .....	(B)	(D)	(D)	12	10	1	1	-	-	-	-	-	-
54	Professional, scientific & technical services .....	77	327	1 361	28	22	6	-	-	-	-	-	-	-
55	Management of companies & enterprises .....	(A)	(D)	(D)	1	1	-	-	-	-	-	-	-	-
56	Admin, support, waste mgt, remediation services .....	112	522	2 820	16	10	2	2	2	-	-	-	-	-
561	Administrative & support services .....	(C)	(D)	(D)	15	10	1	2	2	-	-	-	-	-
61	Educational services .....	(B)	(D)	(D)	3	1	-	1	1	-	-	-	-	-

See footnotes at end of table.

**Table 6. Counties—Employees, Payroll, and Establishments by Industry: 2001—Con.**

[Excludes most government employees, railroad employees, and self-employed persons. Size class 1 to 4 includes establishments with payroll, but no employees, during mid-March pay period. (D) denotes figures withheld to avoid disclosing data for individual companies; the data are included in broader industry totals. Detailed industries with 100 or more employees are shown if industry was not a (D). For explanation of terms, abbreviations, and data reliability/comparability, see introductory text]

NAICS code	Industry	Number of employees for week including March 12	Payroll (\$1,000)		Total number of establishments	Number of establishments by employment-size class								
			First quarter	Annual		1 to 4	5 to 9	10 to 19	20 to 49	50 to 99	100 to 249	250 to 499	500 to 999	1,000 or more
<b>MERCER—Con.</b>														
<b>62</b>	<b>Health care and social assistance</b> .....	<b>497</b>	<b>2 680</b>	<b>11 627</b>	<b>31</b>	<b>14</b>	<b>6</b>	<b>8</b>	<b>1</b>	—	<b>2</b>	—	—	—
621	Ambulatory health care services .....	136	926	4 183	22	11	5	6	—	—	—	—	—	—
622	Hospitals .....	(C)	(D)	(D)	1	—	—	—	—	—	1	—	—	—
6221	General medical & surgical hospitals .....	(C)	(D)	(D)	1	—	—	—	—	—	1	—	—	—
62211	General medical & surgical hospitals .....	(C)	(D)	(D)	1	—	—	—	—	—	1	—	—	—
623	Nursing & residential care facilities .....	(C)	(D)	(D)	1	—	—	—	—	—	1	—	—	—
6231	Nursing care facilities .....	(C)	(D)	(D)	1	—	—	—	—	—	1	—	—	—
62311	Nursing care facilities .....	(C)	(D)	(D)	1	—	—	—	—	—	1	—	—	—
<b>71</b>	<b>Arts, entertainment &amp; recreation</b> .....	<b>289</b>	<b>995</b>	<b>4 820</b>	<b>18</b>	<b>9</b>	<b>3</b>	<b>3</b>	<b>2</b>	—	<b>1</b>	—	—	—
712	Museums, historical sites & like institutions .....	(C)	(D)	(D)	2	1	—	—	—	—	1	—	—	—
7121	Museums, historical sites & like institutions .....	(C)	(D)	(D)	2	1	—	—	—	—	1	—	—	—
71212	Historical sites .....	(C)	(D)	(D)	1	—	—	—	—	—	1	—	—	—
<b>72</b>	<b>Accommodation &amp; food services</b> .....	<b>329</b>	<b>729</b>	<b>3 805</b>	<b>33</b>	<b>15</b>	<b>6</b>	<b>4</b>	<b>7</b>	<b>1</b>	—	—	—	—
722	Food services & drinking places .....	266	555	2 603	23	9	5	2	6	1	—	—	—	—
7222	Limited-service eating places .....	204	422	2 002	13	3	3	2	4	1	—	—	—	—
72221	Limited-service eating places .....	204	422	2 002	13	3	3	2	4	1	—	—	—	—
<b>81</b>	<b>Other services (except public administration)</b> .....	<b>221</b>	<b>620</b>	<b>2 607</b>	<b>56</b>	<b>42</b>	<b>10</b>	<b>3</b>	<b>1</b>	—	—	—	—	—
813	Religious, grantmaking, civic, prof & like organizations .....	167	362	1 513	35	26	6	2	1	—	—	—	—	—
8131	Religious organizations .....	138	319	1 338	30	22	6	1	1	—	—	—	—	—
81311	Religious organizations .....	138	319	1 338	30	22	6	1	1	—	—	—	—	—
813110	Religious organizations .....	138	319	1 338	30	22	6	1	1	—	—	—	—	—
<b>95</b>	<b>Auxiliaries (exc corporate, subsidiary &amp; regional mgt)</b> .....	<b>(C)</b>	<b>(D)</b>	<b>(D)</b>	<b>1</b>	—	—	—	—	—	<b>1</b>	—	—	—
<b>99</b>	<b>Unclassified establishments</b> .....	<b>(A)</b>	<b>(D)</b>	<b>(D)</b>	<b>1</b>	<b>1</b>	—	—	—	—	—	—	—	—
<b>METCALFE</b>														
	<b>Total</b> .....	<b>2 468</b>	<b>13 954</b>	<b>56 190</b>	<b>131</b>	<b>66</b>	<b>37</b>	<b>15</b>	<b>6</b>	<b>2</b>	<b>3</b>	<b>1</b>	<b>1</b>	—
<b>11</b>	<b>Forestry, fishing, hunting, and agriculture support</b> .....	<b>(A)</b>	<b>(D)</b>	<b>(D)</b>	<b>2</b>	<b>1</b>	<b>1</b>	—	—	—	—	—	—	—
<b>21</b>	<b>Mining</b> .....	<b>13</b>	<b>69</b>	<b>288</b>	<b>4</b>	<b>3</b>	<b>1</b>	—	—	—	—	—	—	—
<b>22</b>	<b>Utilities</b> .....	<b>(A)</b>	<b>(D)</b>	<b>(D)</b>	<b>3</b>	<b>3</b>	—	—	—	—	—	—	—	—
<b>23</b>	<b>Construction</b> .....	<b>21</b>	<b>74</b>	<b>505</b>	<b>7</b>	<b>4</b>	<b>3</b>	—	—	—	—	—	—	—
<b>31-33</b>	<b>Manufacturing</b> .....	<b>1 687</b>	<b>10 911</b>	<b>43 402</b>	<b>13</b>	<b>3</b>	<b>2</b>	<b>2</b>	—	<b>1</b>	<b>3</b>	<b>1</b>	<b>1</b>	—
315	Apparel manufacturing .....	(C)	(D)	(D)	2	—	—	—	—	1	1	—	—	—
3152	Cut & sew apparel mfg .....	(C)	(D)	(D)	2	—	—	—	—	1	1	—	—	—
31522	Men's, boys' cut & sew apparel mfg .....	(C)	(D)	(D)	2	—	—	—	—	1	1	—	—	—
326	Plastics & rubber products mfg .....	(F)	(D)	(D)	1	—	—	—	—	—	—	—	1	—
3261	Plastics product mfg .....	(F)	(D)	(D)	1	—	—	—	—	—	—	—	1	—
32614	Polystyrene foam product mfg .....	(F)	(D)	(D)	1	—	—	—	—	—	—	—	1	—
331	Primary metal mfg .....	(C)	(D)	(D)	2	—	—	—	—	—	2	—	—	—
3314	Nonferrous (exc alum) production & processing .....	(C)	(D)	(D)	1	—	—	—	—	—	1	—	—	—
33149	Other nonferrous roll, draw, extruding, alloying .....	(C)	(D)	(D)	1	—	—	—	—	—	1	—	—	—
3315	Foundries .....	(C)	(D)	(D)	1	—	—	—	—	—	1	—	—	—
33152	Nonferrous metal foundries .....	(C)	(D)	(D)	1	—	—	—	—	—	1	—	—	—
336	Transportation equipment mfg .....	(E)	(D)	(D)	2	1	—	—	—	—	—	1	—	—
3363	Motor vehicle parts mfg .....	(E)	(D)	(D)	1	—	—	—	—	—	—	1	—	—
33632	MV electrical & electronic equipment mfg .....	(E)	(D)	(D)	1	—	—	—	—	—	—	1	—	—
<b>42</b>	<b>Wholesale trade</b> .....	<b>82</b>	<b>612</b>	<b>2 108</b>	<b>3</b>	—	<b>1</b>	—	<b>1</b>	<b>1</b>	—	—	—	—
<b>44-45</b>	<b>Retail trade</b> .....	<b>251</b>	<b>842</b>	<b>3 598</b>	<b>32</b>	<b>12</b>	<b>13</b>	<b>6</b>	<b>1</b>	—	—	—	—	—
<b>48-49</b>	<b>Transportation &amp; warehousing</b> .....	<b>(B)</b>	<b>(D)</b>	<b>(D)</b>	<b>8</b>	<b>5</b>	<b>2</b>	—	<b>1</b>	—	—	—	—	—
<b>51</b>	<b>Information</b> .....	<b>40</b>	<b>165</b>	<b>761</b>	<b>5</b>	<b>1</b>	<b>2</b>	<b>2</b>	—	—	—	—	—	—
<b>52</b>	<b>Finance &amp; insurance</b> .....	<b>67</b>	<b>295</b>	<b>1 275</b>	<b>8</b>	<b>3</b>	<b>3</b>	<b>1</b>	<b>1</b>	—	—	—	—	—
<b>53</b>	<b>Real estate &amp; rental &amp; leasing</b> .....	<b>(A)</b>	<b>(D)</b>	<b>(D)</b>	<b>2</b>	<b>1</b>	<b>1</b>	—	—	—	—	—	—	—
<b>54</b>	<b>Professional, scientific &amp; technical services</b> .....	<b>13</b>	<b>53</b>	<b>262</b>	<b>9</b>	<b>9</b>	—	—	—	—	—	—	—	—
<b>55</b>	<b>Management of companies &amp; enterprises</b> .....	<b>(A)</b>	<b>(D)</b>	<b>(D)</b>	<b>1</b>	—	—	<b>1</b>	—	—	—	—	—	—
<b>56</b>	<b>Admin, support, waste mgt, remediation services</b> .....	<b>(A)</b>	<b>(D)</b>	<b>(D)</b>	<b>2</b>	<b>1</b>	<b>1</b>	—	—	—	—	—	—	—
<b>62</b>	<b>Health care and social assistance</b> .....	<b>(B)</b>	<b>(D)</b>	<b>(D)</b>	<b>8</b>	<b>3</b>	<b>4</b>	<b>1</b>	—	—	—	—	—	—
<b>71</b>	<b>Arts, entertainment &amp; recreation</b> .....	<b>(A)</b>	<b>(D)</b>	<b>(D)</b>	<b>2</b>	<b>2</b>	—	—	—	—	—	—	—	—
<b>72</b>	<b>Accommodation &amp; food services</b> .....	<b>111</b>	<b>160</b>	<b>713</b>	<b>6</b>	<b>1</b>	<b>1</b>	<b>2</b>	<b>2</b>	—	—	—	—	—
722	Food services & drinking places .....	111	160	713	6	1	1	2	2	—	—	—	—	—
<b>81</b>	<b>Other services (except public administration)</b> .....	<b>25</b>	<b>61</b>	<b>276</b>	<b>12</b>	<b>10</b>	<b>2</b>	—	—	—	—	—	—	—
<b>99</b>	<b>Unclassified establishments</b> .....	<b>(A)</b>	<b>(D)</b>	<b>(D)</b>	<b>4</b>	<b>4</b>	—	—	—	—	—	—	—	—

See footnotes at end of table.

**Table 6. Counties—Employees, Payroll, and Establishments by Industry: 2001—Con.**

[Excludes most government employees, railroad employees, and self-employed persons. Size class 1 to 4 includes establishments with payroll, but no employees, during mid-March pay period. (D) denotes figures withheld to avoid disclosing data for individual companies; the data are included in broader industry totals. Detailed industries with 100 or more employees are shown if industry was not a (D). For explanation of terms, abbreviations, and data reliability/comparability, see introductory text]

NAICS code	Industry	Number of employees for week including March 12	Payroll (\$1,000)		Total number of establishments	Number of establishments by employment-size class								
			First quarter	Annual		1 to 4	5 to 9	10 to 19	20 to 49	50 to 99	100 to 249	250 to 499	500 to 999	1,000 or more
<b>MONROE</b>														
	<b>Total</b> .....	<b>2 834</b>	<b>12 750</b>	<b>53 583</b>	<b>214</b>	<b>109</b>	<b>58</b>	<b>20</b>	<b>15</b>	<b>6</b>	<b>5</b>	<b>1</b>		
<b>21</b>	<b>Mining</b> .....	<b>(A)</b>	<b>(D)</b>	<b>(D)</b>	<b>1</b>	<b>1</b>								
<b>22</b>	<b>Utilities</b> .....	<b>(A)</b>	<b>(D)</b>	<b>(D)</b>	<b>1</b>			<b>1</b>						
<b>23</b>	<b>Construction</b> .....	<b>70</b>	<b>308</b>	<b>1 461</b>	<b>14</b>	<b>7</b>	<b>6</b>		<b>1</b>					
<b>31-33</b>	<b>Manufacturing</b> .....	<b>1 064</b>	<b>5 125</b>	<b>19 983</b>	<b>20</b>	<b>5</b>	<b>3</b>	<b>3</b>	<b>2</b>	<b>4</b>	<b>2</b>	<b>1</b>		
315	Apparel manufacturing .....	(C)	(D)	(D)	2					1	1			
3152	Cut & sew apparel mfg .....	(C)	(D)	(D)	2					1	1			
31522	Men's, boys' cut & sew apparel mfg .....	(C)	(D)	(D)	1						1			
321	Wood product mfg .....	296	1 402	5 376	8	2		2	1	2	1			
3219	Other wood product mfg .....	(C)	(D)	(D)	6	2		1	1	1				
32199	All other wood product mfg .....	(C)	(D)	(D)	2				1		1			
335	Electrical equip, appliance & component mfg .....	(E)	(D)	(D)	1							1		
3359	Other electrical equipment & component mfg .....	(E)	(D)	(D)	1							1		
33592	Communication & energy wire & cable mfg .....	(E)	(D)	(D)	1							1		
<b>42</b>	<b>Wholesale trade</b> .....	<b>252</b>	<b>1 677</b>	<b>7 622</b>	<b>12</b>	<b>3</b>	<b>3</b>	<b>2</b>	<b>2</b>	<b>2</b>				
422	Wholesale trade, nondurable goods .....	162	1 149	5 444	7		3	1	2	1				
<b>44-45</b>	<b>Retail trade</b> .....	<b>596</b>	<b>1 930</b>	<b>8 355</b>	<b>59</b>	<b>26</b>	<b>21</b>	<b>6</b>	<b>5</b>		<b>1</b>			
452	General merchandise stores .....	(C)	(D)	(D)	5	2	2				1			
4521	Department stores .....	(C)	(D)	(D)	1						1			
45211	Department stores .....	(C)	(D)	(D)	1						1			
<b>48-49</b>	<b>Transportation &amp; warehousing</b> .....	<b>(B)</b>	<b>(D)</b>	<b>(D)</b>	<b>8</b>	<b>6</b>	<b>2</b>							
<b>51</b>	<b>Information</b> .....	<b>(A)</b>	<b>(D)</b>	<b>(D)</b>	<b>2</b>	<b>1</b>		<b>1</b>						
<b>52</b>	<b>Finance &amp; insurance</b> .....	<b>85</b>	<b>461</b>	<b>1 832</b>	<b>11</b>	<b>4</b>	<b>5</b>	<b>1</b>	<b>1</b>					
<b>53</b>	<b>Real estate &amp; rental &amp; leasing</b> .....	<b>3</b>	<b>11</b>	<b>42</b>	<b>3</b>	<b>3</b>								
<b>54</b>	<b>Professional, scientific &amp; technical services</b> .....	<b>(B)</b>	<b>(D)</b>	<b>(D)</b>	<b>9</b>	<b>7</b>	<b>1</b>		<b>1</b>					
<b>55</b>	<b>Management of companies &amp; enterprises</b> .....	<b>(A)</b>	<b>(D)</b>	<b>(D)</b>	<b>1</b>	<b>1</b>								
<b>56</b>	<b>Admin, support, waste mgt, remediation services</b> .....	<b>(A)</b>	<b>(D)</b>	<b>(D)</b>	<b>2</b>	<b>2</b>								
<b>61</b>	<b>Educational services</b> .....	<b>(A)</b>	<b>(D)</b>	<b>(D)</b>	<b>1</b>	<b>1</b>								
<b>62</b>	<b>Health care and social assistance</b> .....	<b>453</b>	<b>2 086</b>	<b>9 468</b>	<b>23</b>	<b>8</b>	<b>9</b>	<b>4</b>			<b>2</b>			
622	Hospitals .....	(C)	(D)	(D)	1						1			
6221	General medical & surgical hospitals .....	(C)	(D)	(D)	1						1			
62211	General medical & surgical hospitals .....	(C)	(D)	(D)	1						1			
623	Nursing & residential care facilities .....	(C)	(D)	(D)	1						1			
6231	Nursing care facilities .....	(C)	(D)	(D)	1						1			
62311	Nursing care facilities .....	(C)	(D)	(D)	1						1			
<b>71</b>	<b>Arts, entertainment &amp; recreation</b> .....	<b>(A)</b>	<b>(D)</b>	<b>(D)</b>	<b>1</b>		<b>1</b>							
<b>72</b>	<b>Accommodation &amp; food services</b> .....	<b>152</b>	<b>326</b>	<b>1 389</b>	<b>17</b>	<b>6</b>	<b>6</b>	<b>2</b>	<b>3</b>					
722	Food services & drinking places .....	(C)	(D)	(D)	15	5	6	1	3					
7222	Limited-service eating places .....	104	250	1 089	10	3	4		3					
72221	Limited-service eating places .....	104	250	1 089	10	3	4		3					
722211	Limited-service restaurants .....	104	250	1 089	10	3	4		3					
<b>81</b>	<b>Other services (except public administration)</b> .....	<b>52</b>	<b>156</b>	<b>651</b>	<b>25</b>	<b>24</b>	<b>1</b>							
<b>99</b>	<b>Unclassified establishments</b> .....	<b>(A)</b>	<b>(D)</b>	<b>(D)</b>	<b>4</b>	<b>4</b>								
<b>MONTGOMERY</b>														
	<b>Total</b> .....	<b>8 116</b>	<b>42 530</b>	<b>176 189</b>	<b>531</b>	<b>261</b>	<b>129</b>	<b>67</b>	<b>45</b>	<b>18</b>	<b>6</b>	<b>3</b>	<b>2</b>	
<b>22</b>	<b>Utilities</b> .....	<b>(B)</b>	<b>(D)</b>	<b>(D)</b>	<b>2</b>		<b>1</b>	<b>1</b>						
<b>23</b>	<b>Construction</b> .....	<b>552</b>	<b>3 643</b>	<b>18 307</b>	<b>49</b>	<b>30</b>	<b>7</b>	<b>6</b>	<b>5</b>		<b>1</b>			
234	Heavy construction .....	367	2 835	14 802	8	1		2	4		1			
2341	Highway, street, bridge & tunnel construction .....	240	1 728	10 580	4	1		1	1		1			
23411	Highway & street construction .....	240	1 728	10 580	4	1		1	1		1			
234110	Highway & street construction .....	240	1 728	10 580	4	1		1	1		1			
2349	Other heavy construction .....	127	1 107	4 222	4			1	3					
235	Special trade contractors .....	113	541	2 310	26	19	5	1	1					

See footnotes at end of table.



**Table 6. Counties—Employees, Payroll, and Establishments by Industry: 2001—Con.**

[Excludes most government employees, railroad employees, and self-employed persons. Size class 1 to 4 includes establishments with payroll, but no employees, during mid-March pay period. (D) denotes figures withheld to avoid disclosing data for individual companies; the data are included in broader industry totals. Detailed industries with 100 or more employees are shown if industry was not a (D). For explanation of terms, abbreviations, and data reliability/comparability, see introductory text]

NAICS code	Industry	Number of employees for week including March 12	Payroll (\$1,000)		Total number of establishments	Number of establishments by employment-size class								
			First quarter	Annual		1 to 4	5 to 9	10 to 19	20 to 49	50 to 99	100 to 249	250 to 499	500 to 999	1,000 or more
<b>MONTGOMERY—Con.</b>														
<b>31-33</b>	<b>Manufacturing</b>	<b>2 790</b>	<b>18 209</b>	<b>75 620</b>	<b>35</b>	<b>7</b>	<b>4</b>	<b>7</b>	<b>3</b>	<b>8</b>	<b>3</b>	<b>1</b>	<b>2</b>	
311	Food mfg	(F)	(D)	(D)	2	—	—	1	—	—	—	—	1	—
3114	Fruit & veg preserving & specialty food mfg	(F)	(D)	(D)	1	—	—	—	—	—	—	—	1	—
31141	Frozen food mfg	(F)	(D)	(D)	1	—	—	—	—	—	—	—	1	—
326	Plastics & rubber products mfg	950	5 951	23 942	5	—	—	—	—	3	1	—	1	—
3261	Plastics product mfg	(E)	(D)	(D)	4	—	—	—	—	3	1	—	—	—
32619	Other plastics product mfg	(E)	(D)	(D)	2	—	—	—	—	1	1	—	—	—
3262	Rubber product mfg	(F)	(D)	(D)	1	—	—	—	—	—	—	—	1	—
32629	Other rubber product mfg	(F)	(D)	(D)	1	—	—	—	—	—	—	—	1	—
327	Nonmetallic mineral product mfg	(C)	(D)	(D)	1	—	—	—	—	—	1	—	—	—
3272	Glass & glass product mfg	(C)	(D)	(D)	1	—	—	—	—	—	1	—	—	—
32721	Glass & glass product mfg	(C)	(D)	(D)	1	—	—	—	—	—	1	—	—	—
332	Fabricated metal product mfg	118	1 021	4 588	6	—	2	3	—	1	—	—	—	—
335	Electrical equip, appliance & component mfg	(C)	(D)	(D)	2	—	—	1	—	—	1	—	—	—
3353	Electrical equipment mfg	(C)	(D)	(D)	1	—	—	—	—	—	1	—	—	—
33531	Electrical equipment mfg	(C)	(D)	(D)	1	—	—	—	—	—	1	—	—	—
337	Furniture & related product mfg	(E)	(D)	(D)	2	—	1	—	—	—	—	1	—	—
3371	HH & institutional furniture & kitchen cabinet mfg	(E)	(D)	(D)	2	—	1	—	—	—	—	1	—	—
33711	Wood kitchen cabinet & countertop mfg	(E)	(D)	(D)	2	—	1	—	—	—	—	1	—	—
<b>42</b>	<b>Wholesale trade</b>	<b>272</b>	<b>1 376</b>	<b>5 265</b>	<b>29</b>	<b>12</b>	<b>9</b>	<b>5</b>	<b>2</b>	<b>1</b>				
421	Wholesale trade, durable goods	130	729	2 900	18	8	6	3	1	—	—	—	—	—
422	Wholesale trade, nondurable goods	142	647	2 365	11	4	3	2	1	1	—	—	—	—
<b>44-45</b>	<b>Retail trade</b>	<b>1 550</b>	<b>5 939</b>	<b>24 889</b>	<b>130</b>	<b>60</b>	<b>41</b>	<b>18</b>	<b>8</b>	<b>1</b>	<b>1</b>	<b>1</b>		
441	Motor vehicle & parts dealers	178	1 099	4 962	28	17	7	2	2	—	—	—	—	—
445	Food & beverage stores	348	925	3 649	19	7	7	3	1	—	1	—	—	—
4451	Grocery stores	330	885	3 508	14	4	5	3	1	—	1	—	—	—
44511	Grocery (except convenience) stores	287	754	3 006	8	2	2	2	1	—	1	—	—	—
445110	Grocery (except convenience) stores	287	754	3 006	8	2	2	2	1	—	1	—	—	—
447	Gasoline stations	140	308	1 309	17	6	6	4	1	—	—	—	—	—
4471	Gasoline stations	140	308	1 309	17	6	6	4	1	—	—	—	—	—
44711	Gasoline stations with convenience stores	(C)	(D)	(D)	15	6	4	4	1	—	—	—	—	—
452	General merchandise stores	563	2 180	8 851	9	2	3	—	2	1	—	1	—	—
4529	Other general merchandise stores	(E)	(D)	(D)	8	2	3	—	2	—	—	1	—	—
45291	Warehouse clubs & superstores	(E)	(D)	(D)	1	—	—	—	—	—	—	1	—	—
<b>48-49</b>	<b>Transportation &amp; warehousing</b>	<b>150</b>	<b>613</b>	<b>2 626</b>	<b>17</b>	<b>10</b>	<b>2</b>	<b>2</b>	<b>3</b>					
484	Truck transportation	(C)	(D)	(D)	14	9	2	1	2	—	—	—	—	—
<b>51</b>	<b>Information</b>	<b>57</b>	<b>354</b>	<b>2 387</b>	<b>11</b>	<b>7</b>	<b>2</b>	<b>1</b>	<b>1</b>					
<b>52</b>	<b>Finance &amp; insurance</b>	<b>229</b>	<b>1 577</b>	<b>5 776</b>	<b>30</b>	<b>15</b>	<b>10</b>	<b>3</b>	<b>1</b>	<b>1</b>				
522	Credit intermediation & related activities	191	1 423	5 106	18	5	8	3	1	1	—	—	—	—
5221	Depository credit intermediation	(C)	(D)	(D)	12	1	6	3	1	1	—	—	—	—
52211	Commercial banking	153	1 201	4 143	11	1	6	2	1	1	—	—	—	—
522110	Commercial banking	153	1 201	4 143	11	1	6	2	1	1	—	—	—	—
<b>53</b>	<b>Real estate &amp; rental &amp; leasing</b>	<b>83</b>	<b>306</b>	<b>1 234</b>	<b>23</b>	<b>17</b>	<b>6</b>							
<b>54</b>	<b>Professional, scientific &amp; technical services</b>	<b>178</b>	<b>783</b>	<b>3 031</b>	<b>33</b>	<b>19</b>	<b>9</b>	<b>4</b>	<b>1</b>					
541	Professional, scientific & technical services	178	783	3 031	33	19	9	4	1	—	—	—	—	—
<b>55</b>	<b>Management of companies &amp; enterprises</b>	<b>(A)</b>	<b>(D)</b>	<b>(D)</b>	<b>1</b>	<b>1</b>								
<b>56</b>	<b>Admin, support, waste mgt, remediation services</b>	<b>108</b>	<b>513</b>	<b>2 323</b>	<b>18</b>	<b>14</b>	<b>1</b>	<b>1</b>	<b>1</b>	<b>1</b>				
561	Administrative & support services	(C)	(D)	(D)	16	12	1	1	1	1	—	—	—	—
<b>61</b>	<b>Educational services</b>	<b>(A)</b>	<b>(D)</b>	<b>(D)</b>	<b>3</b>	<b>2</b>	<b>1</b>							
<b>62</b>	<b>Health care and social assistance</b>	<b>919</b>	<b>5 093</b>	<b>21 052</b>	<b>60</b>	<b>26</b>	<b>20</b>	<b>6</b>	<b>5</b>	<b>2</b>		<b>1</b>		
621	Ambulatory health care services	336	2 263	8 931	45	21	16	5	2	1	—	—	—	—
6211	Offices of physicians	109	1 107	3 936	19	7	9	3	—	—	—	—	—	—
62111	Offices of physicians	109	1 107	3 936	19	7	9	3	—	—	—	—	—	—
621111	Offices of physicians (exc mental health)	109	1 107	3 936	19	7	9	3	—	—	—	—	—	—
622	Hospitals	(E)	(D)	(D)	1	—	—	—	—	—	—	1	—	—
6221	General medical & surgical hospitals	(E)	(D)	(D)	1	—	—	—	—	—	—	1	—	—
62211	General medical & surgical hospitals	(E)	(D)	(D)	1	—	—	—	—	—	—	1	—	—
623	Nursing & residential care facilities	(C)	(D)	(D)	3	1	—	—	1	1	—	—	—	—
6231	Nursing care facilities	(C)	(D)	(D)	2	—	—	—	1	1	—	—	—	—
62311	Nursing care facilities	(C)	(D)	(D)	2	—	—	—	1	1	—	—	—	—
624	Social assistance	126	393	1 606	11	4	4	1	2	—	—	—	—	—
6244	Child day care services	123	383	1 565	8	1	4	1	2	—	—	—	—	—
62441	Child day care services	123	383	1 565	8	1	4	1	2	—	—	—	—	—
624410	Child day care services	123	383	1 565	8	1	4	1	2	—	—	—	—	—
<b>71</b>	<b>Arts, entertainment &amp; recreation</b>	<b>38</b>	<b>96</b>	<b>410</b>	<b>5</b>	<b>2</b>	<b>1</b>	<b>2</b>						

See footnotes at end of table.

**Table 6. Counties—Employees, Payroll, and Establishments by Industry: 2001—Con.**

[Excludes most government employees, railroad employees, and self-employed persons. Size class 1 to 4 includes establishments with payroll, but no employees, during mid-March pay period. (D) denotes figures withheld to avoid disclosing data for individual companies; the data are included in broader industry totals. Detailed industries with 100 or more employees are shown if industry was not a (D). For explanation of terms, abbreviations, and data reliability/comparability, see introductory text]

NAICS code	Industry	Number of employees for week including March 12	Payroll (\$1,000)		Total number of establishments	Number of establishments by employment-size class								
			First quarter	Annual		1 to 4	5 to 9	10 to 19	20 to 49	50 to 99	100 to 249	250 to 499	500 to 999	1,000 or more
<b>MONTGOMERY—Con.</b>														
<b>72</b>	<b>Accommodation &amp; food services .....</b>	<b>715</b>	<b>1 591</b>	<b>6 971</b>	<b>32</b>	<b>4</b>	<b>6</b>	<b>6</b>	<b>13</b>	<b>3</b>	—	—	—	—
722	Food services & drinking places .....	649	1 435	6 233	27	3	5	5	11	3	—	—	—	—
7221	Full-service restaurants .....	325	732	3 075	10	2	1	2	3	2	—	—	—	—
72211	Full-service restaurants .....	325	732	3 075	10	2	1	2	3	2	—	—	—	—
722110	Full-service restaurants .....	325	732	3 075	10	2	1	2	3	2	—	—	—	—
7222	Limited-service eating places .....	324	703	3 158	17	1	4	3	8	1	—	—	—	—
72221	Limited-service eating places .....	324	703	3 158	17	1	4	3	8	1	—	—	—	—
<b>81</b>	<b>Other services (except public administration) .....</b>	<b>209</b>	<b>674</b>	<b>2 878</b>	<b>47</b>	<b>32</b>	<b>9</b>	<b>5</b>	<b>1</b>	—	—	—	—	—
813	Religious, grantmaking, civic, prof & like organizations .....	(C)	(D)	(D)	18	12	3	2	1	—	—	—	—	—
<b>95</b>	<b>Auxiliaries (exc corporate, subsidiary &amp; regional mgt) .....</b>	<b>232</b>	<b>1 500</b>	<b>2 432</b>	<b>4</b>	<b>1</b>	—	—	<b>1</b>	<b>1</b>	—	—	—	—
<b>99</b>	<b>Unclassified establishments .....</b>	<b>(A)</b>	<b>(D)</b>	<b>(D)</b>	<b>2</b>	<b>2</b>	—	—	—	—	—	—	—	—
<b>MORGAN</b>														
	<b>Total .....</b>	<b>2 078</b>	<b>12 496</b>	<b>55 003</b>	<b>191</b>	<b>108</b>	<b>35</b>	<b>27</b>	<b>10</b>	<b>8</b>	<b>3</b>	—	—	—
<b>11</b>	<b>Forestry, fishing, hunting, and agriculture support .....</b>	<b>(A)</b>	<b>(D)</b>	<b>(D)</b>	<b>1</b>	<b>1</b>	—	—	—	—	—	—	—	—
<b>21</b>	<b>Mining .....</b>	<b>(A)</b>	<b>(D)</b>	<b>(D)</b>	<b>1</b>	<b>1</b>	—	—	—	—	—	—	—	—
<b>22</b>	<b>Utilities .....</b>	<b>(B)</b>	<b>(D)</b>	<b>(D)</b>	<b>3</b>	<b>1</b>	—	<b>1</b>	<b>1</b>	—	—	—	—	—
<b>23</b>	<b>Construction .....</b>	<b>216</b>	<b>1 690</b>	<b>9 912</b>	<b>22</b>	<b>13</b>	<b>3</b>	<b>4</b>	<b>1</b>	<b>1</b>	—	—	—	—
234	Heavy construction .....	137	1 323	6 943	8	4	2	—	1	1	—	—	—	—
2341	Highway, street, bridge & tunnel construction ...	(C)	(D)	(D)	3	1	—	—	1	1	—	—	—	—
23411	Highway & street construction .....	(C)	(D)	(D)	3	1	—	—	1	1	—	—	—	—
<b>31-33</b>	<b>Manufacturing .....</b>	<b>367</b>	<b>1 414</b>	<b>9 369</b>	<b>6</b>	<b>1</b>	<b>1</b>	<b>1</b>	—	<b>1</b>	<b>2</b>	—	—	—
333	Machinery mfg .....	(C)	(D)	(D)	1	—	—	—	—	—	1	—	—	—
3333	Commercial & service industry machinery mfg ..	(C)	(D)	(D)	1	—	—	—	—	—	1	—	—	—
33331	Commercial & service industry machinery mfg .....	(C)	(D)	(D)	1	—	—	—	—	—	1	—	—	—
339	Miscellaneous mfg .....	(C)	(D)	(D)	1	—	—	—	—	—	1	—	—	—
3391	Medical equipment & supplies mfg .....	(C)	(D)	(D)	1	—	—	—	—	—	1	—	—	—
33911	Medical equipment & supplies mfg .....	(C)	(D)	(D)	1	—	—	—	—	—	1	—	—	—
<b>42</b>	<b>Wholesale trade .....</b>	<b>26</b>	<b>141</b>	<b>512</b>	<b>4</b>	<b>3</b>	—	<b>1</b>	—	—	—	—	—	—
<b>44-45</b>	<b>Retail trade .....</b>	<b>387</b>	<b>1 335</b>	<b>5 810</b>	<b>51</b>	<b>25</b>	<b>15</b>	<b>5</b>	<b>6</b>	—	—	—	—	—
<b>48-49</b>	<b>Transportation &amp; warehousing .....</b>	<b>(B)</b>	<b>(D)</b>	<b>(D)</b>	<b>8</b>	<b>6</b>	<b>2</b>	—	—	—	—	—	—	—
<b>51</b>	<b>Information .....</b>	<b>152</b>	<b>1 135</b>	<b>4 251</b>	<b>7</b>	<b>3</b>	<b>1</b>	<b>1</b>	—	<b>2</b>	—	—	—	—
<b>52</b>	<b>Finance &amp; insurance .....</b>	<b>237</b>	<b>3 434</b>	<b>10 309</b>	<b>19</b>	<b>10</b>	<b>3</b>	<b>4</b>	<b>1</b>	<b>1</b>	—	—	—	—
522	Credit intermediation & related activities .....	(C)	(D)	(D)	12	6	—	4	1	1	—	—	—	—
5221	Depository credit intermediation .....	201	2 428	7 577	10	4	—	4	1	1	—	—	—	—
52211	Commercial banking .....	201	2 428	7 577	10	4	—	4	1	1	—	—	—	—
522110	Commercial banking .....	201	2 428	7 577	10	4	—	4	1	1	—	—	—	—
<b>53</b>	<b>Real estate &amp; rental &amp; leasing .....</b>	<b>(A)</b>	<b>(D)</b>	<b>(D)</b>	<b>2</b>	<b>1</b>	—	<b>1</b>	—	—	—	—	—	—
<b>54</b>	<b>Professional, scientific &amp; technical services .....</b>	<b>38</b>	<b>142</b>	<b>509</b>	<b>14</b>	<b>12</b>	<b>1</b>	<b>1</b>	—	—	—	—	—	—
<b>56</b>	<b>Admin, support, waste mgt, remediation services .....</b>	<b>7</b>	<b>40</b>	<b>182</b>	<b>3</b>	<b>3</b>	—	—	—	—	—	—	—	—
<b>61</b>	<b>Educational services .....</b>	<b>17</b>	<b>45</b>	<b>90</b>	<b>4</b>	<b>3</b>	—	<b>1</b>	—	—	—	—	—	—
<b>62</b>	<b>Health care and social assistance .....</b>	<b>368</b>	<b>2 234</b>	<b>10 124</b>	<b>14</b>	<b>3</b>	<b>5</b>	<b>2</b>	—	<b>3</b>	<b>1</b>	—	—	—
621	Ambulatory health care services .....	110	595	3 439	9	3	3	2	—	1	—	—	—	—
622	Hospitals .....	(C)	(D)	(D)	1	—	—	—	—	—	1	—	—	—
6221	General medical & surgical hospitals .....	(C)	(D)	(D)	1	—	—	—	—	—	1	—	—	—
62211	General medical & surgical hospitals .....	(C)	(D)	(D)	1	—	—	—	—	—	1	—	—	—
<b>71</b>	<b>Arts, entertainment &amp; recreation .....</b>	<b>(A)</b>	<b>(D)</b>	<b>(D)</b>	<b>1</b>	<b>1</b>	—	—	—	—	—	—	—	—
<b>72</b>	<b>Accommodation &amp; food services .....</b>	<b>(C)</b>	<b>(D)</b>	<b>(D)</b>	<b>8</b>	<b>1</b>	<b>1</b>	<b>5</b>	<b>1</b>	—	—	—	—	—
722	Food services & drinking places .....	(C)	(D)	(D)	7	1	1	4	1	—	—	—	—	—
7222	Limited-service eating places .....	109	161	716	6	—	1	4	1	—	—	—	—	—
72221	Limited-service eating places .....	109	161	716	6	—	1	4	1	—	—	—	—	—
722211	Limited-service restaurants .....	109	161	716	6	—	1	4	1	—	—	—	—	—
<b>81</b>	<b>Other services (except public administration) .....</b>	<b>51</b>	<b>162</b>	<b>636</b>	<b>22</b>	<b>19</b>	<b>3</b>	—	—	—	—	—	—	—
<b>99</b>	<b>Unclassified establishments .....</b>	<b>(A)</b>	<b>(D)</b>	<b>(D)</b>	<b>1</b>	<b>1</b>	—	—	—	—	—	—	—	—

See footnotes at end of table.

**Table 6. Counties—Employees, Payroll, and Establishments by Industry: 2001—Con.**

[Excludes most government employees, railroad employees, and self-employed persons. Size class 1 to 4 includes establishments with payroll, but no employees, during mid-March pay period. (D) denotes figures withheld to avoid disclosing data for individual companies; the data are included in broader industry totals. Detailed industries with 100 or more employees are shown if industry was not a (D). For explanation of terms, abbreviations, and data reliability/comparability, see introductory text]

NAICS code	Industry	Number of employees for week including March 12	Payroll (\$1,000)		Total number of establishments	Number of establishments by employment-size class								
			First quarter	Annual		1 to 4	5 to 9	10 to 19	20 to 49	50 to 99	100 to 249	250 to 499	500 to 999	1,000 or more
<b>MUHLENBERG</b>														
	<b>Total</b> .....	<b>6 751</b>	<b>37 662</b>	<b>151 795</b>	<b>605</b>	<b>342</b>	<b>124</b>	<b>68</b>	<b>45</b>	<b>17</b>	<b>6</b>	<b>2</b>	<b>1</b>	<b>-</b>
<b>11</b>	<b>Forestry, fishing, hunting, and agriculture support</b> .....	<b>(A)</b>	<b>(D)</b>	<b>(D)</b>	<b>4</b>	<b>3</b>	<b>1</b>	<b>-</b>	<b>-</b>	<b>-</b>	<b>-</b>	<b>-</b>	<b>-</b>	<b>-</b>
<b>21</b>	<b>Mining</b> .....	<b>327</b>	<b>5 148</b>	<b>19 646</b>	<b>15</b>	<b>8</b>	<b>3</b>	<b>-</b>	<b>1</b>	<b>2</b>	<b>1</b>	<b>-</b>	<b>-</b>	<b>-</b>
212	Mining (except oil & gas) .....	302	5 044	19 216	7	2	1	-	1	2	1	-	-	-
2121	Coal mining .....	(E)	(D)	(D)	6	2	1	-	-	2	1	-	-	-
21211	Coal mining .....	(E)	(D)	(D)	6	2	1	-	-	2	1	-	-	-
<b>22</b>	<b>Utilities</b> .....	<b>(B)</b>	<b>(D)</b>	<b>(D)</b>	<b>2</b>	<b>-</b>	<b>-</b>	<b>-</b>	<b>1</b>	<b>1</b>	<b>-</b>	<b>-</b>	<b>-</b>	<b>-</b>
<b>23</b>	<b>Construction</b> .....	<b>142</b>	<b>904</b>	<b>4 026</b>	<b>25</b>	<b>17</b>	<b>7</b>	<b>-</b>	<b>-</b>	<b>1</b>	<b>-</b>	<b>-</b>	<b>-</b>	<b>-</b>
235	Special trade contractors .....	123	827	3 691	18	12	5	-	-	1	-	-	-	-
<b>31-33</b>	<b>Manufacturing</b> .....	<b>1 280</b>	<b>7 437</b>	<b>29 363</b>	<b>34</b>	<b>11</b>	<b>5</b>	<b>3</b>	<b>8</b>	<b>4</b>	<b>2</b>	<b>1</b>	<b>-</b>	<b>-</b>
315	Apparel manufacturing .....	(F)	(D)	(D)	2	-	-	-	-	-	1	1	-	-
3152	Cut & sew apparel mfg .....	(F)	(D)	(D)	2	-	-	-	-	-	1	1	-	-
31521	Cut & sew apparel contractors .....	(F)	(D)	(D)	2	-	-	-	-	-	1	1	-	-
321	Wood product mfg .....	(E)	(D)	(D)	11	3	1	1	4	1	1	-	-	-
3211	Sawmills & wood preservation .....	264	1 219	5 159	8	2	1	1	3	-	1	-	-	-
32111	Sawmills & wood preservation .....	264	1 219	5 159	8	2	1	1	3	-	1	-	-	-
321113	Sawmills .....	264	1 219	5 159	8	2	1	1	3	-	1	-	-	-
325	Chemical mfg .....	(C)	(D)	(D)	3	1	-	-	1	1	-	-	-	-
3259	Other chemical product & preparation mfg .....	(C)	(D)	(D)	3	1	-	-	1	1	-	-	-	-
32592	Explosives mfg .....	(C)	(D)	(D)	3	1	-	-	1	1	-	-	-	-
333	Machinery mfg .....	142	1 069	4 168	4	-	1	-	2	1	-	-	-	-
3332	Industrial machinery mfg .....	(C)	(D)	(D)	2	-	-	-	1	1	-	-	-	-
33321	Sawmill & woodworking machinery mfg .....	(C)	(D)	(D)	2	-	-	-	1	1	-	-	-	-
<b>42</b>	<b>Wholesale trade</b> .....	<b>335</b>	<b>1 945</b>	<b>8 660</b>	<b>14</b>	<b>6</b>	<b>3</b>	<b>1</b>	<b>2</b>	<b>1</b>	<b>1</b>	<b>-</b>	<b>-</b>	<b>-</b>
422	Wholesale trade, nondurable goods .....	(C)	(D)	(D)	6	3	1	-	-	1	1	-	-	-
4224	Grocery & related product whse .....	(C)	(D)	(D)	4	1	1	-	-	1	1	-	-	-
42249	Other grocery & related products whse .....	(C)	(D)	(D)	2	-	1	-	-	-	1	-	-	-
<b>44-45</b>	<b>Retail trade</b> .....	<b>1 335</b>	<b>5 288</b>	<b>22 260</b>	<b>124</b>	<b>54</b>	<b>35</b>	<b>21</b>	<b>11</b>	<b>2</b>	<b>-</b>	<b>1</b>	<b>-</b>	<b>-</b>
441	Motor vehicle & parts dealers .....	166	965	3 999	21	11	4	3	3	-	-	-	-	-
4411	Automobile dealers .....	113	701	2 935	9	4	-	2	3	-	-	-	-	-
445	Food & beverage stores .....	230	808	3 217	15	8	-	1	5	1	-	-	-	-
4451	Grocery stores .....	(C)	(D)	(D)	14	7	-	1	5	1	-	-	-	-
44511	Grocery (except convenience) stores .....	222	788	3 139	12	5	-	1	5	1	-	-	-	-
445110	Grocery (except convenience) stores .....	222	788	3 139	12	5	-	1	5	1	-	-	-	-
447	Gasoline stations .....	146	431	1 754	20	5	8	7	-	-	-	-	-	-
4471	Gasoline stations .....	146	431	1 754	20	5	8	7	-	-	-	-	-	-
44711	Gasoline stations with convenience stores .....	115	342	1 412	12	-	5	7	-	-	-	-	-	-
447110	Gasoline stations with convenience stores .....	115	342	1 412	12	-	5	7	-	-	-	-	-	-
452	General merchandise stores .....	447	1 610	6 670	9	-	5	1	1	1	-	1	-	-
4529	Other general merchandise stores .....	(E)	(D)	(D)	8	-	5	1	1	-	-	1	-	-
45291	Warehouse clubs & superstores .....	(E)	(D)	(D)	1	-	-	-	-	-	-	1	-	-
<b>48-49</b>	<b>Transportation &amp; warehousing</b> .....	<b>291</b>	<b>2 455</b>	<b>10 102</b>	<b>30</b>	<b>14</b>	<b>7</b>	<b>6</b>	<b>1</b>	<b>2</b>	<b>-</b>	<b>-</b>	<b>-</b>	<b>-</b>
484	Truck transportation .....	(C)	(D)	(D)	24	13	4	4	1	2	-	-	-	-
4842	Specialized freight trucking .....	(C)	(D)	(D)	12	6	2	2	-	2	-	-	-	-
48422	Specialized freight (exc used) trucking, local .....	161	1 131	4 760	11	6	1	2	-	2	-	-	-	-
484220	Specialized freight (exc used) trucking, local .....	161	1 131	4 760	11	6	1	2	-	2	-	-	-	-
<b>51</b>	<b>Information</b> .....	<b>85</b>	<b>391</b>	<b>1 561</b>	<b>12</b>	<b>6</b>	<b>4</b>	<b>1</b>	<b>1</b>	<b>-</b>	<b>-</b>	<b>-</b>	<b>-</b>	<b>-</b>
<b>52</b>	<b>Finance &amp; insurance</b> .....	<b>214</b>	<b>1 224</b>	<b>5 049</b>	<b>31</b>	<b>18</b>	<b>6</b>	<b>5</b>	<b>2</b>	<b>-</b>	<b>-</b>	<b>-</b>	<b>-</b>	<b>-</b>
522	Credit intermediation & related activities .....	152	846	3 393	14	5	4	3	2	-	-	-	-	-
5221	Depository credit intermediation .....	(C)	(D)	(D)	9	1	3	3	2	-	-	-	-	-
52211	Commercial banking .....	139	769	3 027	8	-	3	3	2	-	-	-	-	-
522110	Commercial banking .....	139	769	3 027	8	-	3	3	2	-	-	-	-	-
<b>53</b>	<b>Real estate &amp; rental &amp; leasing</b> .....	<b>72</b>	<b>233</b>	<b>1 047</b>	<b>19</b>	<b>13</b>	<b>4</b>	<b>2</b>	<b>-</b>	<b>-</b>	<b>-</b>	<b>-</b>	<b>-</b>	<b>-</b>
<b>54</b>	<b>Professional, scientific &amp; technical services</b> .....	<b>156</b>	<b>510</b>	<b>2 170</b>	<b>38</b>	<b>26</b>	<b>8</b>	<b>3</b>	<b>1</b>	<b>-</b>	<b>-</b>	<b>-</b>	<b>-</b>	<b>-</b>
541	Professional, scientific & technical services .....	156	510	2 170	38	26	8	3	1	-	-	-	-	-
<b>55</b>	<b>Management of companies &amp; enterprises</b> .....	<b>(A)</b>	<b>(D)</b>	<b>(D)</b>	<b>2</b>	<b>2</b>	<b>-</b>	<b>-</b>	<b>-</b>	<b>-</b>	<b>-</b>	<b>-</b>	<b>-</b>	<b>-</b>
<b>56</b>	<b>Admin, support, waste mgt, remediation services</b> .....	<b>117</b>	<b>378</b>	<b>1 600</b>	<b>20</b>	<b>14</b>	<b>3</b>	<b>-</b>	<b>3</b>	<b>-</b>	<b>-</b>	<b>-</b>	<b>-</b>	<b>-</b>
561	Administrative & support services .....	(C)	(D)	(D)	18	13	2	-	3	-	-	-	-	-
<b>61</b>	<b>Educational services</b> .....	<b>(B)</b>	<b>(D)</b>	<b>(D)</b>	<b>8</b>	<b>7</b>	<b>1</b>	<b>-</b>	<b>-</b>	<b>-</b>	<b>-</b>	<b>-</b>	<b>-</b>	<b>-</b>

See footnotes at end of table.

**Table 6. Counties—Employees, Payroll, and Establishments by Industry: 2001—Con.**

[Excludes most government employees, railroad employees, and self-employed persons. Size class 1 to 4 includes establishments with payroll, but no employees, during mid-March pay period. (D) denotes figures withheld to avoid disclosing data for individual companies; the data are included in broader industry totals. Detailed industries with 100 or more employees are shown if industry was not a (D). For explanation of terms, abbreviations, and data reliability/comparability, see introductory text]

NAICS code	Industry	Number of employees for week including March 12	Payroll (\$1,000)		Total number of establishments	Number of establishments by employment-size class									
			First quarter	Annual		1 to 4	5 to 9	10 to 19	20 to 49	50 to 99	100 to 249	250 to 499	500 to 999	1,000 or more	
<b>MUHLENBERG—Con.</b>															
<b>62</b>	<b>Health care and social assistance</b> .....	<b>1 206</b>	<b>7 019</b>	<b>27 875</b>	<b>51</b>	<b>25</b>	<b>13</b>	<b>5</b>	<b>3</b>	<b>2</b>	<b>2</b>	<b>—</b>	<b>1</b>	<b>—</b>	
621	Ambulatory health care services .....	190	1 633	6 784	35	19	12	2	—	—	—	—	—	—	
622	Hospitals .....	(F)	(D)	(D)	1	—	—	—	—	—	—	—	1	—	
6221	General medical & surgical hospitals .....	(F)	(D)	(D)	1	—	—	—	—	—	—	—	1	—	
62211	General medical & surgical hospitals .....	(F)	(D)	(D)	1	—	—	—	—	—	—	—	1	—	
623	Nursing & residential care facilities .....	(E)	(D)	(D)	7	1	—	2	1	1	2	—	—	—	
6231	Nursing care facilities .....	339	1 566	5 942	4	—	—	—	1	1	2	—	—	—	
62311	Nursing care facilities .....	339	1 566	5 942	4	—	—	—	1	1	2	—	—	—	
623110	Nursing care facilities .....	339	1 566	5 942	4	—	—	—	1	1	2	—	—	—	
<b>71</b>	<b>Arts, entertainment &amp; recreation</b> .....	<b>65</b>	<b>425</b>	<b>1 907</b>	<b>8</b>	<b>4</b>	<b>2</b>	<b>1</b>	<b>1</b>	<b>—</b>	<b>—</b>	<b>—</b>	<b>—</b>	<b>—</b>	
<b>72</b>	<b>Accommodation &amp; food services</b> .....	<b>630</b>	<b>1 099</b>	<b>4 910</b>	<b>51</b>	<b>19</b>	<b>8</b>	<b>13</b>	<b>9</b>	<b>2</b>	<b>—</b>	<b>—</b>	<b>—</b>	<b>—</b>	
722	Food services & drinking places .....	553	956	4 237	41	13	6	12	8	2	—	—	—	—	
7221	Full-service restaurants .....	163	280	1 154	17	6	3	6	2	—	—	—	—	—	
72211	Full-service restaurants .....	163	280	1 154	17	6	3	6	2	—	—	—	—	—	
722110	Full-service restaurants .....	163	280	1 154	17	6	3	6	2	—	—	—	—	—	
7222	Limited-service eating places .....	386	675	3 071	22	5	3	6	6	2	—	—	—	—	
72221	Limited-service eating places .....	386	675	3 071	22	5	3	6	6	2	—	—	—	—	
<b>81</b>	<b>Other services (except public administration)</b> .....	<b>352</b>	<b>1 077</b>	<b>4 531</b>	<b>110</b>	<b>88</b>	<b>14</b>	<b>7</b>	<b>1</b>	<b>—</b>	<b>—</b>	<b>—</b>	<b>—</b>	<b>—</b>	
813	Religious, grantmaking, civic, prof & like organizations .....	221	464	1 959	76	63	9	4	—	—	—	—	—	—	
8131	Religious organizations .....	192	404	1 712	64	53	7	4	—	—	—	—	—	—	
81311	Religious organizations .....	192	404	1 712	64	53	7	4	—	—	—	—	—	—	
813110	Religious organizations .....	192	404	1 712	64	53	7	4	—	—	—	—	—	—	
<b>99</b>	<b>Unclassified establishments</b> .....	<b>4</b>	<b>8</b>	<b>58</b>	<b>7</b>	<b>7</b>	<b>—</b>	<b>—</b>	<b>—</b>	<b>—</b>	<b>—</b>	<b>—</b>	<b>—</b>	<b>—</b>	
<b>NELSON</b>															
	<b>Total</b> .....	<b>12 386</b>	<b>70 383</b>	<b>305 233</b>	<b>890</b>	<b>477</b>	<b>179</b>	<b>117</b>	<b>81</b>	<b>15</b>	<b>13</b>	<b>6</b>	<b>2</b>	<b>—</b>	
<b>11</b>	<b>Forestry, fishing, hunting, and agriculture support</b> .....	<b>(A)</b>	<b>(D)</b>	<b>(D)</b>	<b>2</b>	<b>—</b>	<b>1</b>	<b>1</b>	<b>—</b>	<b>—</b>	<b>—</b>	<b>—</b>	<b>—</b>	<b>—</b>	
<b>21</b>	<b>Mining</b> .....	<b>(E)</b>	<b>(D)</b>	<b>(D)</b>	<b>3</b>	<b>—</b>	<b>1</b>	<b>1</b>	<b>—</b>	<b>—</b>	<b>—</b>	<b>1</b>	<b>—</b>	<b>—</b>	
212	Mining (except oil & gas) .....	(E)	(D)	(D)	2	—	1	—	—	—	—	1	—	—	
2121	Coal mining .....	(E)	(D)	(D)	1	—	—	—	—	—	—	1	—	—	
21211	Coal mining .....	(E)	(D)	(D)	1	—	—	—	—	—	—	1	—	—	
<b>22</b>	<b>Utilities</b> .....	<b>66</b>	<b>833</b>	<b>3 642</b>	<b>4</b>	<b>—</b>	<b>1</b>	<b>1</b>	<b>2</b>	<b>—</b>	<b>—</b>	<b>—</b>	<b>—</b>	<b>—</b>	
<b>23</b>	<b>Construction</b> .....	<b>1 218</b>	<b>6 173</b>	<b>32 378</b>	<b>164</b>	<b>109</b>	<b>26</b>	<b>17</b>	<b>8</b>	<b>3</b>	<b>1</b>	<b>—</b>	<b>—</b>	<b>—</b>	
233	Building, developing & general contracting .....	268	1 340	6 196	41	30	6	2	2	1	—	—	—	—	
2333	Nonresidential building construction .....	167	903	4 142	8	4	1	—	2	1	—	—	—	—	
23332	Commercial & institutional bldg construction ..	167	903	4 142	8	4	1	—	2	1	—	—	—	—	
233320	Commercial & institutional bldg construction ..	167	903	4 142	8	4	1	—	2	1	—	—	—	—	
234	Heavy construction .....	246	1 829	11 072	12	5	2	1	2	2	—	—	—	—	
2341	Highway, street, bridge & tunnel construction ...	(C)	(D)	(D)	5	1	—	1	2	1	—	—	—	—	
23411	Highway & street construction .....	149	1 205	7 676	4	—	—	1	2	1	—	—	—	—	
234110	Highway & street construction .....	149	1 205	7 676	4	—	—	1	2	1	—	—	—	—	
235	Special trade contractors .....	704	3 004	15 110	111	74	18	14	4	—	1	—	—	—	
2356	Roofing, siding, & sheet metal contractors .....	139	478	2 425	10	8	1	—	—	—	1	—	—	—	
23561	Roofing, siding, & sheet metal contractors .....	139	478	2 425	10	8	1	—	—	—	1	—	—	—	
235610	Roofing, siding, & sheet metal contractors .....	139	478	2 425	10	8	1	—	—	—	1	—	—	—	
2357	Concrete contractors .....	197	882	4 755	20	9	3	5	3	—	—	—	—	—	
23571	Concrete contractors .....	197	882	4 755	20	9	3	5	3	—	—	—	—	—	
235710	Concrete contractors .....	197	882	4 755	20	9	3	5	3	—	—	—	—	—	
2359	Other special trade contractors .....	141	621	3 267	26	18	4	3	1	—	—	—	—	—	
<b>31-33</b>	<b>Manufacturing</b> .....	<b>3 330</b>	<b>26 976</b>	<b>110 452</b>	<b>59</b>	<b>14</b>	<b>8</b>	<b>17</b>	<b>9</b>	<b>3</b>	<b>3</b>	<b>4</b>	<b>1</b>	<b>—</b>	
312	Beverage & tobacco product mfg .....	689	6 372	26 074	5	—	—	1	1	1	1	1	—	—	
3121	Beverage mfg .....	689	6 372	26 074	5	—	—	1	1	1	1	1	—	—	
31214	Distilleries .....	689	6 372	26 074	5	—	—	1	1	1	1	1	—	—	
312140	Distilleries .....	689	6 372	26 074	5	—	—	1	1	1	1	1	—	—	
326	Plastics & rubber products mfg .....	633	6 159	23 219	6	—	2	—	1	1	1	1	—	—	
3261	Plastics product mfg .....	633	6 159	23 219	6	—	2	—	1	1	1	1	—	—	
32614	Polystyrene foam product mfg .....	(E)	(D)	(D)	2	—	1	—	—	—	—	1	—	—	
32616	Plastics bottle mfg .....	(C)	(D)	(D)	1	—	—	—	—	—	—	1	—	—	
32619	Other plastics product mfg .....	(C)	(D)	(D)	3	—	1	—	1	1	—	—	—	—	
332	Fabricated metal product mfg .....	132	918	4 028	12	3	3	5	1	—	—	—	—	—	
336	Transportation equipment mfg .....	1 428	11 290	47 227	6	—	1	1	—	—	1	2	1	—	
3363	Motor vehicle parts mfg .....	1 428	11 290	47 227	6	—	1	1	—	—	1	2	1	—	
33637	Motor vehicle metal stamping .....	(F)	(D)	(D)	2	—	—	—	—	—	—	2	—	—	
33639	Other motor vehicle parts mfg .....	(F)	(D)	(D)	2	—	—	—	—	—	—	1	—	—	
337	Furniture & related product mfg .....	(C)	(D)	(D)	4	—	—	1	2	1	—	—	—	—	
3371	HH & institutional furniture & kitchen cabinet mfg .....	153	857	3 637	3	—	—	—	2	1	—	—	—	—	
33711	Wood kitchen cabinet & countertop mfg .....	153	857	3 637	3	—	—	—	2	1	—	—	—	—	
337110	Wood kitchen cabinet & countertop mfg .....	153	857	3 637	3	—	—	—	2	1	—	—	—	—	

See footnotes at end of table.

**Table 6. Counties—Employees, Payroll, and Establishments by Industry: 2001—Con.**

[Excludes most government employees, railroad employees, and self-employed persons. Size class 1 to 4 includes establishments with payroll, but no employees, during mid-March pay period. (D) denotes figures withheld to avoid disclosing data for individual companies; the data are included in broader industry totals. Detailed industries with 100 or more employees are shown if industry was not a (D). For explanation of terms, abbreviations, and data reliability/comparability, see introductory text]

NAICS code	Industry	Number of employees for week including March 12	Payroll (\$1,000)		Total number of establishments	Number of establishments by employment-size class								
			First quarter	Annual		1 to 4	5 to 9	10 to 19	20 to 49	50 to 99	100 to 249	250 to 499	500 to 999	1,000 or more
<b>NELSON—Con.</b>														
<b>42</b>	<b>Wholesale trade</b> .....	<b>405</b>	<b>2 531</b>	<b>11 683</b>	<b>34</b>	<b>19</b>	<b>7</b>	<b>3</b>	<b>4</b>	—	<b>1</b>	—	—	—
422	Wholesale trade, nondurable goods .....	327	2 189	10 235	16	7	4	—	4	—	1	—	—	—
4227	Petroleum & petroleum products whse .....	(C)	(D)	(D)	2	—	1	—	—	—	1	—	—	—
42271	Petroleum bulk stations & terminals .....	(C)	(D)	(D)	1	—	—	—	—	—	1	—	—	—
<b>44-45</b>	<b>Retail trade</b> .....	<b>1 781</b>	<b>6 309</b>	<b>26 594</b>	<b>171</b>	<b>75</b>	<b>52</b>	<b>24</b>	<b>17</b>	<b>1</b>	<b>2</b>	—	—	—
441	Motor vehicle & parts dealers .....	155	1 010	4 307	20	8	9	1	2	—	—	—	—	—
444	Bldg material & garden equip & supp dealers .....	176	780	3 623	21	9	6	4	2	—	—	—	—	—
4441	Building material & supplies dealers .....	122	573	2 715	13	6	3	2	2	—	—	—	—	—
44419	Other building material dealers .....	100	482	2 311	9	4	2	1	2	—	—	—	—	—
444190	Other building material dealers .....	100	482	2 311	9	4	2	1	2	—	—	—	—	—
445	Food & beverage stores .....	594	1 613	6 681	29	10	8	4	5	1	1	—	—	—
4451	Grocery stores .....	495	1 368	5 600	14	3	3	2	4	1	1	—	—	—
44511	Grocery (except convenience) stores .....	453	1 264	5 139	10	2	2	1	3	1	1	—	—	—
445110	Grocery (except convenience) stores .....	453	1 264	5 139	10	2	2	1	3	1	1	—	—	—
447	Gasoline stations .....	337	805	3 557	36	11	10	11	4	—	—	—	—	—
4471	Gasoline stations .....	337	805	3 557	36	11	10	11	4	—	—	—	—	—
44711	Gasoline stations with convenience stores .....	318	746	3 294	30	7	8	11	4	—	—	—	—	—
447110	Gasoline stations with convenience stores .....	318	746	3 294	30	7	8	11	4	—	—	—	—	—
452	General merchandise stores .....	(C)	(D)	(D)	5	1	3	—	—	—	1	—	—	—
4521	Department stores .....	(C)	(D)	(D)	1	—	—	—	—	—	1	—	—	—
45211	Department stores .....	(C)	(D)	(D)	1	—	—	—	—	—	1	—	—	—
<b>48-49</b>	<b>Transportation &amp; warehousing</b> .....	<b>210</b>	<b>1 120</b>	<b>5 843</b>	<b>35</b>	<b>22</b>	<b>6</b>	<b>5</b>	<b>2</b>	—	—	—	—	—
484	Truck transportation .....	163	952	5 124	25	16	3	5	1	—	—	—	—	—
4841	General freight trucking .....	130	742	3 654	15	8	1	5	1	—	—	—	—	—
48412	General freight trucking, long-distance .....	110	576	3 018	9	3	1	4	1	—	—	—	—	—
484121	General freight trucking, long-distance, TL .....	110	576	3 018	9	3	1	4	1	—	—	—	—	—
<b>51</b>	<b>Information</b> .....	<b>857</b>	<b>5 198</b>	<b>21 987</b>	<b>10</b>	<b>3</b>	<b>2</b>	<b>1</b>	<b>3</b>	—	—	—	<b>1</b>	—
511	Publishing industries .....	(F)	(D)	(D)	3	1	—	—	1	—	—	—	1	—
5111	Newspaper, periodical, book, database publishers .....	(F)	(D)	(D)	2	—	—	—	1	—	—	—	1	—
51119	Other publishers .....	(F)	(D)	(D)	1	—	—	—	—	—	—	—	—	—
<b>52</b>	<b>Finance &amp; insurance</b> .....	<b>323</b>	<b>2 513</b>	<b>9 535</b>	<b>51</b>	<b>33</b>	<b>10</b>	<b>5</b>	<b>2</b>	<b>1</b>	—	—	—	—
522	Credit intermediation & related activities .....	261	1 928	7 292	27	13	6	5	2	1	—	—	—	—
5221	Depository credit intermediation .....	234	1 784	6 699	18	5	5	5	2	1	—	—	—	—
52211	Commercial banking .....	213	1 663	6 224	14	3	4	4	2	1	—	—	—	—
522110	Commercial banking .....	213	1 663	6 224	14	3	4	4	2	1	—	—	—	—
<b>53</b>	<b>Real estate &amp; rental &amp; leasing</b> .....	<b>91</b>	<b>356</b>	<b>1 400</b>	<b>27</b>	<b>20</b>	<b>6</b>	<b>1</b>	—	—	—	—	—	—
<b>54</b>	<b>Professional, scientific &amp; technical services</b> .....	<b>208</b>	<b>1 000</b>	<b>4 113</b>	<b>49</b>	<b>31</b>	<b>14</b>	<b>2</b>	<b>2</b>	—	—	—	—	—
541	Professional, scientific & technical services .....	208	1 000	4 113	49	31	14	2	2	—	—	—	—	—
<b>55</b>	<b>Management of companies &amp; enterprises</b> .....	<b>(C)</b>	<b>(D)</b>	<b>(D)</b>	<b>1</b>	—	—	—	—	—	<b>1</b>	—	—	—
551	Management of companies & enterprises .....	(C)	(D)	(D)	1	—	—	—	—	—	1	—	—	—
5511	Management of companies & enterprises .....	(C)	(D)	(D)	1	—	—	—	—	—	1	—	—	—
55111	Management of companies & enterprises .....	(C)	(D)	(D)	1	—	—	—	—	—	1	—	—	—
<b>56</b>	<b>Admin, support, waste mgt, remediation services</b> .....	<b>298</b>	<b>991</b>	<b>4 714</b>	<b>29</b>	<b>14</b>	<b>7</b>	<b>5</b>	<b>2</b>	—	<b>1</b>	—	—	—
561	Administrative & support services .....	298	991	4 714	29	14	7	5	2	—	1	—	—	—
5613	Employment services .....	187	585	2 825	4	—	—	1	2	—	1	—	—	—
56131	Employment placement agencies .....	(C)	(D)	(D)	1	—	—	—	—	—	1	—	—	—
<b>61</b>	<b>Educational services</b> .....	<b>227</b>	<b>741</b>	<b>3 130</b>	<b>7</b>	<b>3</b>	—	<b>2</b>	<b>1</b>	—	<b>1</b>	—	—	—
611	Educational services .....	227	741	3 130	7	3	—	2	1	—	1	—	—	—
6111	Elementary & secondary schools .....	(C)	(D)	(D)	2	—	—	—	1	—	1	—	—	—
61111	Elementary & secondary schools .....	(C)	(D)	(D)	2	—	—	—	1	—	1	—	—	—
<b>62</b>	<b>Health care and social assistance</b> .....	<b>1 155</b>	<b>6 929</b>	<b>30 537</b>	<b>68</b>	<b>29</b>	<b>17</b>	<b>11</b>	<b>6</b>	<b>3</b>	<b>1</b>	<b>1</b>	—	—
621	Ambulatory health care services .....	406	2 834	13 845	42	20	13	5	2	2	—	—	—	—
6211	Offices of physicians .....	158	1 393	7 246	15	5	5	3	1	1	—	—	—	—
62111	Offices of physicians .....	158	1 393	7 246	15	5	5	3	1	1	—	—	—	—
621111	Offices of physicians (exc mental health) .....	158	1 393	7 246	15	5	5	3	1	1	—	—	—	—
622	Hospitals .....	(E)	(D)	(D)	3	—	—	2	—	—	—	1	—	—
6221	General medical & surgical hospitals .....	(E)	(D)	(D)	3	—	—	2	—	—	—	1	—	—
62211	General medical & surgical hospitals .....	(E)	(D)	(D)	3	—	—	2	—	—	—	1	—	—
623	Nursing & residential care facilities .....	255	971	4 166	8	3	1	—	2	1	1	—	—	—
6231	Nursing care facilities .....	(C)	(D)	(D)	2	—	—	—	—	1	1	—	—	—
62311	Nursing care facilities .....	(C)	(D)	(D)	2	—	—	—	—	1	1	—	—	—
624	Social assistance .....	(C)	(D)	(D)	15	6	3	4	2	—	—	—	—	—
6244	Child day care services .....	(C)	(D)	(D)	9	3	2	2	2	—	—	—	—	—
62441	Child day care services .....	(C)	(D)	(D)	9	3	2	2	2	—	—	—	—	—
<b>71</b>	<b>Arts, entertainment &amp; recreation</b> .....	<b>71</b>	<b>114</b>	<b>937</b>	<b>16</b>	<b>10</b>	<b>5</b>	<b>1</b>	—	—	—	—	—	—

See footnotes at end of table.

**Table 6. Counties—Employees, Payroll, and Establishments by Industry: 2001—Con.**

[Excludes most government employees, railroad employees, and self-employed persons. Size class 1 to 4 includes establishments with payroll, but no employees, during mid-March pay period. (D) denotes figures withheld to avoid disclosing data for individual companies; the data are included in broader industry totals. Detailed industries with 100 or more employees are shown if industry was not a (D). For explanation of terms, abbreviations, and data reliability/comparability, see introductory text]

NAICS code	Industry	Number of employees for week including March 12	Payroll (\$1,000)		Total number of establishments	Number of establishments by employment-size class									
			First quarter	Annual		1 to 4	5 to 9	10 to 19	20 to 49	50 to 99	100 to 249	250 to 499	500 to 999	1,000 or more	
<b>NELSON—Con.</b>															
<b>72</b>	<b>Accommodation &amp; food services</b> .....	<b>1 001</b>	<b>2 144</b>	<b>9 922</b>	<b>61</b>	<b>24</b>	<b>2</b>	<b>12</b>	<b>19</b>	<b>4</b>	—	—	—	—	
721	Accommodation .....	164	383	1 747	10	4	1	2	2	1	—	—	—	—	
7211	Traveler accommodation .....	164	383	1 747	10	4	1	2	2	1	—	—	—	—	
72111	Hotels (exc casino hotels) & motels .....	(C)	(D)	(D)	8	2	1	2	2	1	—	—	—	—	
722	Food services & drinking places .....	837	1 761	8 175	51	20	1	10	17	3	—	—	—	—	
7221	Full-service restaurants .....	392	809	4 068	25	11	—	5	8	1	—	—	—	—	
72211	Full-service restaurants .....	392	809	4 068	25	11	—	5	8	1	—	—	—	—	
722110	Full-service restaurants .....	392	809	4 068	25	11	—	5	8	1	—	—	—	—	
7222	Limited-service eating places .....	440	946	4 046	22	5	1	5	9	2	—	—	—	—	
72221	Limited-service eating places .....	440	946	4 046	22	5	1	5	9	2	—	—	—	—	
<b>81</b>	<b>Other services (except public administration)</b> .....	<b>626</b>	<b>2 059</b>	<b>8 599</b>	<b>91</b>	<b>64</b>	<b>13</b>	<b>8</b>	<b>4</b>	—	<b>2</b>	—	—	—	
813	Religious, grantmaking, civic, prof & like organizations .....	459	1 486	6 345	49	32	9	3	3	—	2	—	—	—	
8131	Religious organizations .....	411	1 404	6 003	39	25	8	1	3	—	2	—	—	—	
81311	Religious organizations .....	411	1 404	6 003	39	25	8	1	3	—	2	—	—	—	
813110	Religious organizations .....	411	1 404	6 003	39	25	8	1	3	—	2	—	—	—	
<b>95</b>	<b>Auxiliaries (exc corporate, subsidiary &amp; regional mgt)</b> .....	<b>(A)</b>	<b>(D)</b>	<b>(D)</b>	<b>1</b>	—	<b>1</b>	—	—	—	—	—	—	—	
<b>99</b>	<b>Unclassified establishments</b> .....	<b>7</b>	<b>15</b>	<b>60</b>	<b>7</b>	<b>7</b>	—	—	—	—	—	—	—	—	
<b>NICHOLAS</b>															
	<b>Total</b> .....	<b>800</b>	<b>3 444</b>	<b>13 883</b>	<b>95</b>	<b>63</b>	<b>16</b>	<b>9</b>	<b>5</b>	—	<b>2</b>	—	—	—	
<b>23</b>	<b>Construction</b> .....	<b>33</b>	<b>138</b>	<b>406</b>	<b>11</b>	<b>9</b>	<b>2</b>	—	—	—	—	—	—	—	
<b>31-33</b>	<b>Manufacturing</b> .....	<b>(C)</b>	<b>(D)</b>	<b>(D)</b>	<b>3</b>	<b>1</b>	—	—	<b>1</b>	—	<b>1</b>	—	—	—	
313	Textile mills .....	(C)	(D)	(D)	1	—	—	—	—	—	1	—	—	—	
3132	Fabric mills .....	(C)	(D)	(D)	1	—	—	—	—	—	1	—	—	—	
31324	Knit fabric mills .....	(C)	(D)	(D)	1	—	—	—	—	—	1	—	—	—	
<b>42</b>	<b>Wholesale trade</b> .....	<b>(A)</b>	<b>(D)</b>	<b>(D)</b>	<b>2</b>	<b>2</b>	—	—	—	—	—	—	—	—	
<b>44-45</b>	<b>Retail trade</b> .....	<b>123</b>	<b>412</b>	<b>1 685</b>	<b>18</b>	<b>10</b>	<b>5</b>	<b>1</b>	<b>2</b>	—	—	—	—	—	
<b>51</b>	<b>Information</b> .....	<b>(A)</b>	<b>(D)</b>	<b>(D)</b>	<b>4</b>	<b>4</b>	—	—	—	—	—	—	—	—	
<b>52</b>	<b>Finance &amp; insurance</b> .....	<b>(B)</b>	<b>(D)</b>	<b>(D)</b>	<b>6</b>	<b>3</b>	<b>2</b>	<b>1</b>	—	—	—	—	—	—	
<b>53</b>	<b>Real estate &amp; rental &amp; leasing</b> .....	<b>14</b>	<b>55</b>	<b>167</b>	<b>3</b>	<b>2</b>	—	<b>1</b>	—	—	—	—	—	—	
<b>54</b>	<b>Professional, scientific &amp; technical services</b> .....	<b>8</b>	<b>17</b>	<b>60</b>	<b>6</b>	<b>6</b>	—	—	—	—	—	—	—	—	
<b>56</b>	<b>Admin, support, waste mgt, remediation services</b> .....	<b>(A)</b>	<b>(D)</b>	<b>(D)</b>	<b>2</b>	<b>2</b>	—	—	—	—	—	—	—	—	
<b>62</b>	<b>Health care and social assistance</b> .....	<b>293</b>	<b>1 294</b>	<b>5 420</b>	<b>12</b>	<b>4</b>	<b>3</b>	<b>3</b>	<b>1</b>	—	<b>1</b>	—	—	—	
622	Hospitals .....	(C)	(D)	(D)	1	—	—	—	—	—	1	—	—	—	
6221	General medical & surgical hospitals .....	(C)	(D)	(D)	1	—	—	—	—	—	1	—	—	—	
62211	General medical & surgical hospitals .....	(C)	(D)	(D)	1	—	—	—	—	—	1	—	—	—	
<b>71</b>	<b>Arts, entertainment &amp; recreation</b> .....	<b>(A)</b>	<b>(D)</b>	<b>(D)</b>	<b>2</b>	<b>1</b>	—	<b>1</b>	—	—	—	—	—	—	
<b>72</b>	<b>Accommodation &amp; food services</b> .....	<b>36</b>	<b>62</b>	<b>232</b>	<b>8</b>	<b>4</b>	<b>2</b>	<b>2</b>	—	—	—	—	—	—	
<b>81</b>	<b>Other services (except public administration)</b> .....	<b>64</b>	<b>253</b>	<b>1 161</b>	<b>16</b>	<b>13</b>	<b>2</b>	—	<b>1</b>	—	—	—	—	—	
<b>99</b>	<b>Unclassified establishments</b> .....	<b>(A)</b>	<b>(D)</b>	<b>(D)</b>	<b>2</b>	<b>2</b>	—	—	—	—	—	—	—	—	
<b>OHIO</b>															
	<b>Total</b> .....	<b>4 864</b>	<b>22 311</b>	<b>97 076</b>	<b>364</b>	<b>206</b>	<b>82</b>	<b>40</b>	<b>17</b>	<b>11</b>	<b>4</b>	<b>3</b>	<b>1</b>	—	
<b>11</b>	<b>Forestry, fishing, hunting, and agriculture support</b> .....	<b>(B)</b>	<b>(D)</b>	<b>(D)</b>	<b>8</b>	<b>5</b>	<b>3</b>	—	—	—	—	—	—	—	
<b>21</b>	<b>Mining</b> .....	<b>20</b>	<b>99</b>	<b>626</b>	<b>4</b>	<b>2</b>	<b>1</b>	<b>1</b>	—	—	—	—	—	—	
<b>22</b>	<b>Utilities</b> .....	<b>(A)</b>	<b>(D)</b>	<b>(D)</b>	<b>1</b>	<b>1</b>	—	—	—	—	—	—	—	—	
<b>23</b>	<b>Construction</b> .....	<b>165</b>	<b>771</b>	<b>3 585</b>	<b>42</b>	<b>30</b>	<b>8</b>	<b>4</b>	—	—	—	—	—	—	
<b>31-33</b>	<b>Manufacturing</b> .....	<b>1 583</b>	<b>8 678</b>	<b>38 481</b>	<b>30</b>	<b>10</b>	<b>7</b>	<b>5</b>	<b>3</b>	<b>2</b>	<b>1</b>	<b>1</b>	<b>1</b>	—	
311	Food mfg .....	(F)	(D)	(D)	2	1	—	—	—	—	—	—	1	—	
3116	Animal slaughtering & processing .....	(F)	(D)	(D)	2	1	—	—	—	—	—	—	1	—	
31161	Animal slaughtering & processing .....	(F)	(D)	(D)	2	1	—	—	—	—	—	—	1	—	
321	Wood product mfg .....	340	2 132	9 852	9	3	3	—	1	1	—	—	—	—	
3211	Sawmills & wood preservation .....	(C)	(D)	(D)	6	2	2	—	1	1	—	—	—	—	
32111	Sawmills & wood preservation .....	(C)	(D)	(D)	6	2	2	—	1	1	—	—	—	—	
3219	Other wood product mfg .....	(C)	(D)	(D)	2	—	1	—	—	—	—	—	—	—	
32191	Millwork .....	(C)	(D)	(D)	2	—	1	—	—	—	—	—	—	—	
337	Furniture & related product mfg .....	(E)	(D)	(D)	2	—	—	1	—	—	—	—	—	—	
3372	Office furniture (including fixtures) mfg .....	(E)	(D)	(D)	1	—	—	—	—	—	—	—	—	—	
33721	Office furniture (including fixtures) mfg .....	(E)	(D)	(D)	1	—	—	—	—	—	—	—	—	—	
<b>42</b>	<b>Wholesale trade</b> .....	<b>249</b>	<b>1 023</b>	<b>4 294</b>	<b>10</b>	<b>4</b>	<b>2</b>	<b>2</b>	<b>1</b>	—	<b>1</b>	—	—	—	
422	Wholesale trade, nondurable goods .....	(C)	(D)	(D)	2	—	—	—	1	—	1	—	—	—	
4227	Petroleum & petroleum products whse .....	(C)	(D)	(D)	1	—	—	—	—	—	1	—	—	—	
42271	Petroleum bulk stations & terminals .....	(C)	(D)	(D)	1	—	—	—	—	—	1	—	—	—	

See footnotes at end of table.

**Table 6. Counties—Employees, Payroll, and Establishments by Industry: 2001—Con.**

[Excludes most government employees, railroad employees, and self-employed persons. Size class 1 to 4 includes establishments with payroll, but no employees, during mid-March pay period. (D) denotes figures withheld to avoid disclosing data for individual companies; the data are included in broader industry totals. Detailed industries with 100 or more employees are shown if industry was not a (D). For explanation of terms, abbreviations, and data reliability/comparability, see introductory text]

NAICS code	Industry	Number of employees for week including March 12	Payroll (\$1,000)		Total number of establishments	Number of establishments by employment-size class									
			First quarter	Annual		1 to 4	5 to 9	10 to 19	20 to 49	50 to 99	100 to 249	250 to 499	500 to 999	1,000 or more	
<b>OHIO—Con.</b>															
<b>44-45</b>	<b>Retail trade</b> .....	<b>800</b>	<b>2 780</b>	<b>11 908</b>	<b>72</b>	<b>39</b>	<b>19</b>	<b>8</b>	<b>3</b>	<b>2</b>	—	—	<b>1</b>	—	
445	Food & beverage stores .....	150	437	1 643	9	4	—	2	2	1	—	—	—	—	
4451	Grocery stores .....	150	437	1 643	9	4	—	2	2	1	—	—	—	—	
44511	Grocery (except convenience) stores .....	(C)	(D)	(D)	8	3	—	2	2	1	—	—	—	—	
446	Health & personal care stores .....	112	476	2 126	5	1	1	1	1	1	—	—	—	—	
4461	Health & personal care stores .....	112	476	2 126	5	1	1	1	1	1	—	—	—	—	
44611	Pharmacies & drug stores .....	(C)	(D)	(D)	4	—	1	1	1	1	—	—	—	—	
452	General merchandise stores .....	(E)	(D)	(D)	6	2	2	1	—	—	—	—	—	—	
4521	Department stores .....	(E)	(D)	(D)	1	—	—	—	—	—	—	—	1	—	
45211	Department stores .....	(E)	(D)	(D)	1	—	—	—	—	—	—	—	1	—	
<b>48-49</b>	<b>Transportation &amp; warehousing</b> .....	<b>(B)</b>	<b>(D)</b>	<b>(D)</b>	<b>10</b>	<b>6</b>	<b>3</b>	<b>1</b>	—	—	—	—	—	—	
<b>51</b>	<b>Information</b> .....	<b>181</b>	<b>1 468</b>	<b>5 502</b>	<b>8</b>	<b>4</b>	<b>2</b>	<b>1</b>	—	—	—	<b>1</b>	—	—	
513	Broadcasting & telecommunications .....	(C)	(D)	(D)	5	3	1	—	—	—	—	1	—	—	
5132	Cable networks & program distribution .....	(C)	(D)	(D)	2	1	—	—	—	—	—	1	—	—	
51322	Cable & other program distribution .....	(C)	(D)	(D)	2	1	—	—	—	—	—	1	—	—	
<b>52</b>	<b>Finance &amp; insurance</b> .....	<b>163</b>	<b>788</b>	<b>3 544</b>	<b>22</b>	<b>12</b>	<b>5</b>	<b>2</b>	<b>3</b>	—	—	—	—	—	
522	Credit intermediation & related activities .....	145	702	3 139	16	8	3	2	3	—	—	—	—	—	
5221	Depository credit intermediation .....	136	662	2 996	12	4	3	2	3	—	—	—	—	—	
52211	Commercial banking .....	136	662	2 996	12	4	3	2	3	—	—	—	—	—	
522110	Commercial banking .....	136	662	2 996	12	4	3	2	3	—	—	—	—	—	
<b>53</b>	<b>Real estate &amp; rental &amp; leasing</b> .....	<b>9</b>	<b>47</b>	<b>239</b>	<b>5</b>	<b>4</b>	<b>1</b>	—	—	—	—	—	—	—	
<b>54</b>	<b>Professional, scientific &amp; technical services</b> .....	<b>82</b>	<b>352</b>	<b>1 623</b>	<b>23</b>	<b>17</b>	<b>6</b>	—	—	—	—	—	—	—	
<b>56</b>	<b>Admin, support, waste mgt, remediation services</b> .....	<b>74</b>	<b>507</b>	<b>2 235</b>	<b>4</b>	<b>1</b>	—	<b>2</b>	—	<b>1</b>	—	—	—	—	
<b>61</b>	<b>Educational services</b> .....	<b>(B)</b>	<b>(D)</b>	<b>(D)</b>	<b>6</b>	<b>3</b>	<b>2</b>	<b>1</b>	—	—	—	—	—	—	
<b>62</b>	<b>Health care and social assistance</b> .....	<b>820</b>	<b>3 642</b>	<b>15 849</b>	<b>38</b>	<b>16</b>	<b>11</b>	<b>4</b>	<b>2</b>	<b>3</b>	<b>1</b>	<b>1</b>	—	—	
621	Ambulatory health care services .....	160	989	5 091	22	11	8	1	2	—	—	—	—	—	
622	Hospitals .....	(E)	(D)	(D)	1	—	—	—	—	—	—	1	—	—	
6221	General medical & surgical hospitals .....	(E)	(D)	(D)	1	—	—	—	—	—	—	1	—	—	
62211	General medical & surgical hospitals .....	(E)	(D)	(D)	1	—	—	—	—	—	—	1	—	—	
623	Nursing & residential care facilities .....	(E)	(D)	(D)	5	1	1	—	—	2	1	—	—	—	
6231	Nursing care facilities .....	287	1 060	4 474	3	—	—	—	—	2	1	—	—	—	
62311	Nursing care facilities .....	287	1 060	4 474	3	—	—	—	—	2	1	—	—	—	
623110	Nursing care facilities .....	287	1 060	4 474	3	—	—	—	—	2	1	—	—	—	
624	Social assistance .....	(C)	(D)	(D)	10	4	2	3	—	1	—	—	—	—	
<b>71</b>	<b>Arts, entertainment &amp; recreation</b> .....	<b>(A)</b>	<b>(D)</b>	<b>(D)</b>	<b>2</b>	<b>1</b>	<b>1</b>	—	—	—	—	—	—	—	
<b>72</b>	<b>Accommodation &amp; food services</b> .....	<b>369</b>	<b>725</b>	<b>3 061</b>	<b>20</b>	<b>4</b>	<b>2</b>	<b>7</b>	<b>5</b>	<b>2</b>	—	—	—	—	
722	Food services & drinking places .....	369	725	3 061	20	4	2	7	5	2	—	—	—	—	
7221	Full-service restaurants .....	118	225	990	9	2	2	2	3	—	—	—	—	—	
72211	Full-service restaurants .....	118	225	990	9	2	2	2	3	—	—	—	—	—	
722110	Full-service restaurants .....	118	225	990	9	2	2	2	3	—	—	—	—	—	
7222	Limited-service eating places .....	251	500	2 071	11	2	—	5	2	2	—	—	—	—	
72221	Limited-service eating places .....	251	500	2 071	11	2	—	5	2	2	—	—	—	—	
722211	Limited-service restaurants .....	251	500	2 071	11	2	—	5	2	2	—	—	—	—	
<b>81</b>	<b>Other services (except public administration)</b> .....	<b>162</b>	<b>556</b>	<b>2 293</b>	<b>54</b>	<b>44</b>	<b>8</b>	<b>2</b>	—	—	—	—	—	—	
<b>95</b>	<b>Auxiliaries (exc corporate, subsidiary &amp; regional mgt)</b> .....	<b>(B)</b>	<b>(D)</b>	<b>(D)</b>	<b>2</b>	—	<b>1</b>	—	—	<b>1</b>	—	—	—	—	
<b>99</b>	<b>Unclassified establishments</b> .....	<b>(A)</b>	<b>(D)</b>	<b>(D)</b>	<b>3</b>	<b>3</b>	—	—	—	—	—	—	—	—	
<b>OLDHAM</b>															
	<b>Total</b> .....	<b>9 297</b>	<b>52 355</b>	<b>220 613</b>	<b>1 008</b>	<b>625</b>	<b>184</b>	<b>105</b>	<b>61</b>	<b>20</b>	<b>10</b>	<b>3</b>	—	—	
<b>11</b>	<b>Forestry, fishing, hunting, and agriculture support</b> .....	<b>(B)</b>	<b>(D)</b>	<b>(D)</b>	<b>4</b>	<b>1</b>	—	<b>2</b>	<b>1</b>	—	—	—	—	—	
<b>21</b>	<b>Mining</b> .....	<b>(B)</b>	<b>(D)</b>	<b>(D)</b>	<b>3</b>	—	—	<b>2</b>	<b>1</b>	—	—	—	—	—	
<b>23</b>	<b>Construction</b> .....	<b>1 268</b>	<b>8 132</b>	<b>35 184</b>	<b>188</b>	<b>120</b>	<b>38</b>	<b>20</b>	<b>7</b>	<b>2</b>	<b>1</b>	—	—	—	
233	Building, developing & general contracting .....	231	1 450	5 947	62	48	11	2	—	1	—	—	—	—	
2332	Residential building construction .....	(C)	(D)	(D)	52	41	10	1	—	—	—	—	—	—	
23321	Single-family housing construction .....	125	587	2 638	50	40	9	1	—	—	—	—	—	—	
233210	Single-family housing construction .....	125	587	2 638	50	40	9	1	—	—	—	—	—	—	
235	Special trade contractors .....	993	6 405	27 294	120	70	25	16	7	1	1	—	—	—	
2351	Plumbing, heating & AC contractor .....	241	1 557	6 757	20	11	2	2	4	1	—	—	—	—	
23511	Plumbing, heating & AC contractor .....	241	1 557	6 757	20	11	2	2	4	1	—	—	—	—	
235110	Plumbing, heating & AC contractor .....	241	1 557	6 757	20	11	2	2	4	1	—	—	—	—	
2353	Electrical contractors .....	157	1 101	4 853	19	10	3	4	2	—	—	—	—	—	
23531	Electrical contractors .....	157	1 101	4 853	19	10	3	4	2	—	—	—	—	—	
235310	Electrical contractors .....	157	1 101	4 853	19	10	3	4	2	—	—	—	—	—	
2354	Masonry, drywall, insulation, tile contractors .....	325	2 397	9 798	16	6	6	3	—	—	1	—	—	—	
23541	Masonry & stone contractors .....	319	2 358	9 615	13	4	5	3	—	—	1	—	—	—	
235410	Masonry & stone contractors .....	319	2 358	9 615	13	4	5	3	—	—	1	—	—	—	

See footnotes at end of table.

**Table 6. Counties—Employees, Payroll, and Establishments by Industry: 2001—Con.**

[Excludes most government employees, railroad employees, and self-employed persons. Size class 1 to 4 includes establishments with payroll, but no employees, during mid-March pay period. (D) denotes figures withheld to avoid disclosing data for individual companies; the data are included in broader industry totals. Detailed industries with 100 or more employees are shown if industry was not a (D). For explanation of terms, abbreviations, and data reliability/comparability, see introductory text]

NAICS code	Industry	Number of employees for week including March 12	Payroll (\$1,000)		Total number of establishments	Number of establishments by employment-size class								
			First quarter	Annual		1 to 4	5 to 9	10 to 19	20 to 49	50 to 99	100 to 249	250 to 499	500 to 999	1,000 or more
<b>OLDHAM—Con.</b>														
<b>31-33</b>	<b>Manufacturing</b>	<b>1 128</b>	<b>9 168</b>	<b>39 419</b>	<b>45</b>	<b>18</b>	<b>8</b>	<b>8</b>	<b>5</b>	<b>3</b>	<b>2</b>	<b>1</b>	—	—
311	Food mfg	(E)	(D)	(D)	2	1	—	—	—	—	—	1	—	—
3114	Fruit & veg preserving & specialty food mfg	(E)	(D)	(D)	1	—	—	—	—	—	—	1	—	—
31142	Fruit & veg canning, pickling & drying	(E)	(D)	(D)	1	—	—	—	—	—	—	1	—	—
327	Nonmetallic mineral product mfg	144	1 144	5 136	7	—	—	4	3	—	—	—	—	—
3273	Cement & concrete product mfg	144	1 144	5 136	7	—	—	4	3	—	—	—	—	—
32732	Ready-mix concrete mfg	144	1 144	5 136	7	—	—	4	3	—	—	—	—	—
327320	Ready-mix concrete mfg	144	1 144	5 136	7	—	—	4	3	—	—	—	—	—
331	Primary metal mfg	(C)	(D)	(D)	1	—	—	—	—	—	1	—	—	—
3314	Nonferrous (exc alum) production & processing	(C)	(D)	(D)	1	—	—	—	—	—	1	—	—	—
33149	Other nonferrous roll, draw, extruding, alloying	(C)	(D)	(D)	1	—	—	—	—	—	1	—	—	—
332	Fabricated metal product mfg	133	605	2 450	8	3	3	1	—	1	—	—	—	—
333	Machinery mfg	169	2 179	11 538	6	1	2	1	1	—	1	—	—	—
3339	Other general purpose machinery mfg	(C)	(D)	(D)	3	—	—	1	1	—	1	—	—	—
33392	Material handling equipment mfg	(C)	(D)	(D)	2	—	—	1	—	—	1	—	—	—
<b>42</b>	<b>Wholesale trade</b>	<b>397</b>	<b>3 628</b>	<b>14 415</b>	<b>62</b>	<b>42</b>	<b>8</b>	<b>9</b>	<b>2</b>	<b>1</b>	—	—	—	—
421	Wholesale trade, durable goods	282	2 908	11 349	43	31	3	7	1	1	—	—	—	—
4213	Lumber & other construction materials whsle	113	1 038	4 154	5	2	1	1	—	1	—	—	—	—
422	Wholesale trade, nondurable goods	115	720	3 066	19	11	5	2	1	—	—	—	—	—
<b>44-45</b>	<b>Retail trade</b>	<b>1 370</b>	<b>6 189</b>	<b>26 773</b>	<b>121</b>	<b>64</b>	<b>33</b>	<b>14</b>	<b>5</b>	<b>3</b>	<b>2</b>	—	—	—
441	Motor vehicle & parts dealers	212	1 452	7 389	17	8	4	2	2	1	—	—	—	—
4411	Automobile dealers	155	1 183	6 279	7	4	—	—	2	1	—	—	—	—
44111	New car dealers	147	1 103	5 837	3	—	—	—	2	1	—	—	—	—
441110	New car dealers	147	1 103	5 837	3	—	—	—	2	1	—	—	—	—
442	Furniture & home furnishing stores	114	705	2 797	6	3	—	2	—	1	—	—	—	—
444	Bldg material & garden equip & supp dealers	112	650	2 700	18	8	8	1	1	—	—	—	—	—
445	Food & beverage stores	340	1 061	4 519	10	5	2	—	1	1	1	—	—	—
4451	Grocery stores	(E)	(D)	(D)	6	1	2	—	1	1	1	—	—	—
44511	Grocery (except convenience) stores	328	1 028	4 328	5	—	2	—	1	1	1	—	—	—
445110	Grocery (except convenience) stores	328	1 028	4 328	5	—	2	—	1	1	1	—	—	—
447	Gasoline stations	136	537	2 017	18	5	7	6	—	—	—	—	—	—
4471	Gasoline stations	136	537	2 017	18	5	7	6	—	—	—	—	—	—
44711	Gasoline stations with convenience stores	100	395	1 464	12	3	4	5	—	—	—	—	—	—
447110	Gasoline stations with convenience stores	100	395	1 464	12	3	4	5	—	—	—	—	—	—
452	General merchandise stores	(E)	(D)	(D)	4	1	2	—	—	—	1	—	—	—
4521	Department stores	(C)	(D)	(D)	1	—	—	—	—	—	1	—	—	—
45211	Department stores	(C)	(D)	(D)	1	—	—	—	—	—	1	—	—	—
<b>48-49</b>	<b>Transportation &amp; warehousing</b>	<b>289</b>	<b>1 438</b>	<b>3 702</b>	<b>15</b>	<b>11</b>	<b>1</b>	—	—	<b>2</b>	<b>1</b>	—	—	—
484	Truck transportation	128	978	2 047	9	7	1	—	—	—	1	—	—	—
4841	General freight trucking	(C)	(D)	(D)	4	3	—	—	—	—	1	—	—	—
48412	General freight trucking, long-distance	(C)	(D)	(D)	2	1	—	—	—	—	1	—	—	—
<b>51</b>	<b>Information</b>	<b>186</b>	<b>1 667</b>	<b>5 463</b>	<b>17</b>	<b>9</b>	<b>5</b>	<b>2</b>	—	—	<b>1</b>	—	—	—
511	Publishing industries	157	1 461	4 662	9	4	3	1	—	—	1	—	—	—
5111	Newspaper, periodical, book, database publishers	157	1 461	4 662	9	4	3	1	—	—	1	—	—	—
51119	Other publishers	(C)	(D)	(D)	3	2	—	—	—	—	1	—	—	—
<b>52</b>	<b>Finance &amp; insurance</b>	<b>304</b>	<b>2 962</b>	<b>11 863</b>	<b>62</b>	<b>47</b>	<b>8</b>	<b>4</b>	<b>2</b>	<b>1</b>	—	—	—	—
522	Credit intermediation & related activities	154	1 191	4 367	18	9	5	2	1	1	—	—	—	—
5221	Depository credit intermediation	133	1 066	3 969	9	1	4	2	1	1	—	—	—	—
52211	Commercial banking	133	1 066	3 969	9	1	4	2	1	1	—	—	—	—
522110	Commercial banking	133	1 066	3 969	9	1	4	2	1	1	—	—	—	—
524	Insurance carriers & related activities	124	1 447	6 190	30	26	1	2	1	—	—	—	—	—
5242	Agencies & other insurance related activities	(C)	(D)	(D)	24	20	1	2	1	—	—	—	—	—
52421	Insurance agencies & brokerages	118	1 279	5 484	23	19	1	2	1	—	—	—	—	—
524210	Insurance agencies & brokerages	118	1 279	5 484	23	19	1	2	1	—	—	—	—	—
<b>53</b>	<b>Real estate &amp; rental &amp; leasing</b>	<b>123</b>	<b>735</b>	<b>3 513</b>	<b>36</b>	<b>31</b>	<b>1</b>	<b>3</b>	<b>1</b>	—	—	—	—	—
<b>54</b>	<b>Professional, scientific &amp; technical services</b>	<b>466</b>	<b>2 901</b>	<b>12 601</b>	<b>125</b>	<b>90</b>	<b>21</b>	<b>12</b>	<b>2</b>	—	—	—	—	—
541	Professional, scientific & technical services	466	2 901	12 601	125	90	21	12	2	—	—	—	—	—
5419	Oth professional, scientific, technical services	144	586	2 563	23	13	3	6	1	—	—	—	—	—
54194	Veterinary services	106	361	1 627	14	6	3	5	—	—	—	—	—	—
541940	Veterinary services	106	361	1 627	14	6	3	5	—	—	—	—	—	—
<b>55</b>	<b>Management of companies &amp; enterprises</b>	<b>(A)</b>	<b>(D)</b>	<b>(D)</b>	<b>2</b>	<b>2</b>	—	—	—	—	—	—	—	—
<b>56</b>	<b>Admin, support, waste mgt, remediation services</b>	<b>247</b>	<b>981</b>	<b>5 300</b>	<b>61</b>	<b>40</b>	<b>16</b>	<b>5</b>	—	—	—	—	—	—
561	Administrative & support services	(C)	(D)	(D)	59	38	16	5	—	—	—	—	—	—
5617	Services to buildings & dwellings	208	839	4 462	49	31	14	4	—	—	—	—	—	—
56173	Landscaping services	116	471	2 801	35	26	7	2	—	—	—	—	—	—
561730	Landscaping services	116	471	2 801	35	26	7	2	—	—	—	—	—	—

See footnotes at end of table.



**Table 6. Counties—Employees, Payroll, and Establishments by Industry: 2001—Con.**

[Excludes most government employees, railroad employees, and self-employed persons. Size class 1 to 4 includes establishments with payroll, but no employees, during mid-March pay period. (D) denotes figures withheld to avoid disclosing data for individual companies; the data are included in broader industry totals. Detailed industries with 100 or more employees are shown if industry was not a (D). For explanation of terms, abbreviations, and data reliability/comparability, see introductory text]

NAICS code	Industry	Number of employees for week including March 12	Payroll (\$1,000)		Total number of establishments	Number of establishments by employment-size class								
			First quarter	Annual		1 to 4	5 to 9	10 to 19	20 to 49	50 to 99	100 to 249	250 to 499	500 to 999	1,000 or more
<b>OLDHAM—Con.</b>														
<b>61</b>	<b>Educational services</b> .....	<b>214</b>	<b>1 029</b>	<b>4 179</b>	<b>8</b>	<b>4</b>	—	—	<b>2</b>	<b>1</b>	<b>1</b>	—	—	—
611	Educational services .....	214	1 029	4 179	8	4	—	—	2	1	1	—	—	—
6111	Elementary & secondary schools .....	211	1 004	4 047	4	—	—	—	2	1	1	—	—	—
61111	Elementary & secondary schools .....	211	1 004	4 047	4	—	—	—	2	1	1	—	—	—
611110	Elementary & secondary schools .....	211	1 004	4 047	4	—	—	—	2	1	1	—	—	—
<b>62</b>	<b>Health care and social assistance</b> .....	<b>1 194</b>	<b>6 727</b>	<b>27 754</b>	<b>77</b>	<b>40</b>	<b>18</b>	<b>11</b>	<b>5</b>	<b>1</b>	—	<b>2</b>	—	—
621	Ambulatory health care services .....	264	1 943	8 899	54	33	14	6	1	—	—	—	—	—
6211	Offices of physicians .....	134	1 292	5 910	22	12	6	3	1	—	—	—	—	—
62111	Offices of physicians .....	134	1 292	5 910	22	12	6	3	1	—	—	—	—	—
622	Hospitals .....	(E)	(D)	(D)	1	—	—	—	—	—	—	1	—	—
6221	General medical & surgical hospitals .....	(E)	(D)	(D)	1	—	—	—	—	—	—	1	—	—
62211	General medical & surgical hospitals .....	(E)	(D)	(D)	1	—	—	—	—	—	—	1	—	—
623	Nursing & residential care facilities .....	383	1 616	6 792	6	2	—	2	—	1	—	1	—	—
6231	Nursing care facilities .....	(C)	(D)	(D)	3	1	—	1	—	1	—	—	—	—
62311	Nursing care facilities .....	(C)	(D)	(D)	3	1	—	1	—	1	—	—	—	—
6232	Residential mental retardation, health facil .....	(E)	(D)	(D)	2	—	—	1	—	—	—	1	—	—
62321	Residential mental retardation facilities .....	(E)	(D)	(D)	2	—	—	1	—	—	—	1	—	—
624	Social assistance .....	(C)	(D)	(D)	16	5	4	3	4	—	—	—	—	—
6244	Child day care services .....	(C)	(D)	(D)	12	2	4	3	3	—	—	—	—	—
62441	Child day care services .....	(C)	(D)	(D)	12	2	4	3	3	—	—	—	—	—
<b>71</b>	<b>Arts, entertainment &amp; recreation</b> .....	<b>155</b>	<b>606</b>	<b>3 355</b>	<b>20</b>	<b>11</b>	<b>2</b>	<b>5</b>	<b>2</b>	—	—	—	—	—
713	Amusement, gambling & recreation industries .....	132	506	2 228	11	4	—	5	2	—	—	—	—	—
7139	Other amusement & recreation industries .....	132	506	2 228	11	4	—	5	2	—	—	—	—	—
<b>72</b>	<b>Accommodation &amp; food services</b> .....	<b>936</b>	<b>2 074</b>	<b>9 237</b>	<b>47</b>	<b>13</b>	<b>6</b>	<b>7</b>	<b>16</b>	<b>4</b>	<b>1</b>	—	—	—
722	Food services & drinking places .....	871	1 928	8 563	43	13	6	5	14	4	1	—	—	—
7221	Full-service restaurants .....	245	599	2 736	13	5	3	1	3	—	1	—	—	—
72211	Full-service restaurants .....	245	599	2 736	13	5	3	1	3	—	1	—	—	—
722110	Full-service restaurants .....	245	599	2 736	13	5	3	1	3	—	1	—	—	—
7222	Limited-service eating places .....	618	1 298	5 658	27	6	2	4	11	4	—	—	—	—
72221	Limited-service eating places .....	618	1 298	5 658	27	6	2	4	11	4	—	—	—	—
722211	Limited-service restaurants .....	553	1 167	5 037	21	1	2	4	11	3	—	—	—	—
<b>81</b>	<b>Other services (except public administration)</b> .....	<b>891</b>	<b>3 342</b>	<b>14 082</b>	<b>98</b>	<b>66</b>	<b>18</b>	<b>1</b>	<b>10</b>	<b>2</b>	<b>1</b>	—	—	—
811	Repair & maintenance .....	108	566	2 554	25	21	2	1	1	—	—	—	—	—
812	Personal & laundry services .....	146	538	2 468	28	17	9	—	2	—	—	—	—	—
813	Religious, grantmaking, civic, prof & like organizations .....	637	2 238	9 060	45	28	7	—	7	2	1	—	—	—
8131	Religious organizations .....	349	1 179	4 732	31	18	6	—	6	1	—	—	—	—
81311	Religious organizations .....	349	1 179	4 732	31	18	6	—	6	1	—	—	—	—
813110	Religious organizations .....	349	1 179	4 732	31	18	6	—	6	1	—	—	—	—
8139	Business, labor, political, like organizations .....	189	866	3 515	6	3	1	—	1	—	1	—	—	—
81392	Professional organizations .....	(C)	(D)	(D)	2	1	—	—	—	—	1	—	—	—
<b>99</b>	<b>Unclassified establishments</b> .....	<b>(B)</b>	<b>(D)</b>	<b>(D)</b>	<b>17</b>	<b>16</b>	<b>1</b>	—	—	—	—	—	—	—
<b>OWEN</b>														
	<b>Total</b> .....	<b>1 093</b>	<b>6 942</b>	<b>26 643</b>	<b>111</b>	<b>62</b>	<b>24</b>	<b>12</b>	<b>9</b>	<b>2</b>	<b>2</b>	—	—	—
<b>22</b>	<b>Utilities</b> .....	<b>(B)</b>	<b>(D)</b>	<b>(D)</b>	<b>2</b>	—	—	—	<b>2</b>	—	—	—	—	—
<b>23</b>	<b>Construction</b> .....	<b>75</b>	<b>442</b>	<b>750</b>	<b>6</b>	<b>3</b>	<b>2</b>	—	—	<b>1</b>	—	—	—	—
<b>31-33</b>	<b>Manufacturing</b> .....	<b>120</b>	<b>1 933</b>	<b>7 463</b>	<b>4</b>	<b>2</b>	<b>1</b>	—	—	—	<b>1</b>	—	—	—
334	Computer & electronic product mfg .....	(C)	(D)	(D)	1	—	—	—	—	—	1	—	—	—
3345	Nav, measuring, medical, control instruments mfg .....	(C)	(D)	(D)	1	—	—	—	—	—	1	—	—	—
33451	Nav, measuring, medical, control instruments mfg .....	(C)	(D)	(D)	1	—	—	—	—	—	1	—	—	—
<b>42</b>	<b>Wholesale trade</b> .....	<b>26</b>	<b>67</b>	<b>293</b>	<b>5</b>	<b>4</b>	—	<b>1</b>	—	—	—	—	—	—
<b>44-45</b>	<b>Retail trade</b> .....	<b>196</b>	<b>653</b>	<b>2 796</b>	<b>20</b>	<b>7</b>	<b>5</b>	<b>6</b>	<b>2</b>	—	—	—	—	—
<b>48-49</b>	<b>Transportation &amp; warehousing</b> .....	<b>(A)</b>	<b>(D)</b>	<b>(D)</b>	<b>2</b>	<b>2</b>	—	—	—	—	—	—	—	—
<b>51</b>	<b>Information</b> .....	<b>16</b>	<b>89</b>	<b>326</b>	<b>3</b>	<b>1</b>	<b>2</b>	—	—	—	—	—	—	—
<b>52</b>	<b>Finance &amp; insurance</b> .....	<b>71</b>	<b>503</b>	<b>1 890</b>	<b>10</b>	<b>7</b>	<b>1</b>	—	<b>2</b>	—	—	—	—	—
<b>53</b>	<b>Real estate &amp; rental &amp; leasing</b> .....	<b>13</b>	<b>30</b>	<b>136</b>	<b>4</b>	<b>3</b>	<b>1</b>	—	—	—	—	—	—	—
<b>54</b>	<b>Professional, scientific &amp; technical services</b> .....	<b>(B)</b>	<b>(D)</b>	<b>(D)</b>	<b>5</b>	<b>4</b>	—	<b>1</b>	—	—	—	—	—	—
<b>55</b>	<b>Management of companies &amp; enterprises</b> .....	<b>(A)</b>	<b>(D)</b>	<b>(D)</b>	<b>1</b>	<b>1</b>	—	—	—	—	—	—	—	—
<b>56</b>	<b>Admin, support, waste mgt, remediation services</b> .....	<b>(A)</b>	<b>(D)</b>	<b>(D)</b>	<b>1</b>	<b>1</b>	—	—	—	—	—	—	—	—
<b>62</b>	<b>Health care and social assistance</b> .....	<b>261</b>	<b>1 215</b>	<b>5 040</b>	<b>14</b>	<b>8</b>	<b>3</b>	<b>1</b>	—	<b>1</b>	<b>1</b>	—	—	—
622	Hospitals .....	(C)	(D)	(D)	2	1	—	—	—	—	1	—	—	—
6221	General medical & surgical hospitals .....	(C)	(D)	(D)	1	—	—	—	—	—	1	—	—	—
62211	General medical & surgical hospitals .....	(C)	(D)	(D)	1	—	—	—	—	—	1	—	—	—
<b>71</b>	<b>Arts, entertainment &amp; recreation</b> .....	<b>(B)</b>	<b>(D)</b>	<b>(D)</b>	<b>2</b>	—	<b>1</b>	—	<b>1</b>	—	—	—	—	—
<b>72</b>	<b>Accommodation &amp; food services</b> .....	<b>84</b>	<b>156</b>	<b>703</b>	<b>6</b>	—	<b>4</b>	—	<b>2</b>	—	—	—	—	—

See footnotes at end of table.

**Table 6. Counties—Employees, Payroll, and Establishments by Industry: 2001—Con.**

[Excludes most government employees, railroad employees, and self-employed persons. Size class 1 to 4 includes establishments with payroll, but no employees, during mid-March pay period. (D) denotes figures withheld to avoid disclosing data for individual companies; the data are included in broader industry totals. Detailed industries with 100 or more employees are shown if industry was not a (D). For explanation of terms, abbreviations, and data reliability/comparability, see introductory text]

NAICS code	Industry	Number of employees for week including March 12	Payroll (\$1,000)		Total number of establishments	Number of establishments by employment-size class								
			First quarter	Annual		1 to 4	5 to 9	10 to 19	20 to 49	50 to 99	100 to 249	250 to 499	500 to 999	1,000 or more
<b>OWEN—Con.</b>														
81	Other services (except public administration) .....	93	352	1 430	26	19	4	3	-	-	-	-	-	-
<b>OWSLEY</b>														
	Total .....	295	1 208	5 033	42	28	8	4	1	-	1	-	-	-
23	Construction .....	13	51	290	3	2	1	-	-	-	-	-	-	-
44-45	Retail trade .....	78	262	1 152	14	9	2	2	1	-	-	-	-	-
48-49	Transportation & warehousing .....	(A)	(D)	(D)	1	1	-	-	-	-	-	-	-	-
52	Finance & insurance .....	(A)	(D)	(D)	1	1	-	-	-	-	-	-	-	-
53	Real estate & rental & leasing .....	(A)	(D)	(D)	2	2	-	-	-	-	-	-	-	-
54	Professional, scientific & technical services .....	(A)	(D)	(D)	3	3	-	-	-	-	-	-	-	-
56	Admin, support, waste mgt, remediation services .....	(A)	(D)	(D)	2	1	1	-	-	-	-	-	-	-
62	Health care and social assistance .....	161	742	2 955	8	3	2	2	-	-	1	-	-	-
623	Nursing & residential care facilities .....	(C)	(D)	(D)	1	-	-	-	-	-	1	-	-	-
6231	Nursing care facilities .....	(C)	(D)	(D)	1	-	-	-	-	-	1	-	-	-
62311	Nursing care facilities .....	(C)	(D)	(D)	1	-	-	-	-	-	1	-	-	-
72	Accommodation & food services .....	12	11	44	3	2	1	-	-	-	-	-	-	-
81	Other services (except public administration) .....	10	44	247	3	2	1	-	-	-	-	-	-	-
99	Unclassified establishments .....	(A)	(D)	(D)	2	2	-	-	-	-	-	-	-	-
<b>PENDLETON</b>														
	Total .....	1 687	9 451	37 129	194	115	43	16	13	5	2	-	-	-
21	Mining .....	(B)	(D)	(D)	1	-	-	-	-	1	-	-	-	-
22	Utilities .....	(A)	(D)	(D)	1	1	-	-	-	-	-	-	-	-
23	Construction .....	81	335	1 654	26	19	7	-	-	-	-	-	-	-
31-33	Manufacturing .....	556	4 705	17 008	10	1	1	1	3	2	2	-	-	-
327	Nonmetallic mineral product mfg .....	(C)	(D)	(D)	1	-	-	-	-	-	1	-	-	-
3274	Lime & gypsum product mfg .....	(C)	(D)	(D)	1	-	-	-	-	-	1	-	-	-
32741	Lime mfg .....	(C)	(D)	(D)	1	-	-	-	-	-	1	-	-	-
333	Machinery mfg .....	131	623	2 468	3	-	-	1	1	1	-	-	-	-
3339	Other general purpose machinery mfg .....	131	623	2 468	3	-	-	1	1	1	-	-	-	-
336	Transportation equipment mfg .....	(C)	(D)	(D)	1	-	-	-	-	-	1	-	-	-
3363	Motor vehicle parts mfg .....	(C)	(D)	(D)	1	-	-	-	-	-	1	-	-	-
33639	Other motor vehicle parts mfg .....	(C)	(D)	(D)	1	-	-	-	-	-	1	-	-	-
42	Wholesale trade .....	52	302	907	9	6	2	-	1	-	-	-	-	-
44-45	Retail trade .....	240	809	3 427	33	18	9	3	2	1	-	-	-	-
48-49	Transportation & warehousing .....	68	382	2 001	15	13	-	-	2	-	-	-	-	-
51	Information .....	15	83	357	4	3	-	1	-	-	-	-	-	-
52	Finance & insurance .....	88	456	1 811	12	4	5	3	-	-	-	-	-	-
53	Real estate & rental & leasing .....	15	25	119	4	2	2	-	-	-	-	-	-	-
54	Professional, scientific & technical services .....	38	147	806	11	9	1	-	1	-	-	-	-	-
56	Admin, support, waste mgt, remediation services .....	(B)	(D)	(D)	5	3	-	1	1	-	-	-	-	-
62	Health care and social assistance .....	203	820	3 396	16	5	5	3	2	1	-	-	-	-
623	Nursing & residential care facilities .....	103	411	1 614	4	1	1	1	-	1	-	-	-	-
71	Arts, entertainment & recreation .....	(A)	(D)	(D)	1	-	-	1	-	-	-	-	-	-
72	Accommodation & food services .....	107	179	836	9	2	4	2	1	-	-	-	-	-
722	Food services & drinking places .....	107	179	836	9	2	4	2	1	-	-	-	-	-
81	Other services (except public administration) .....	101	308	1 257	32	26	5	1	-	-	-	-	-	-
95	Auxiliaries (exc corporate, subsidiary & regional mgt) .....	(A)	(D)	(D)	1	-	1	-	-	-	-	-	-	-
99	Unclassified establishments .....	(A)	(D)	(D)	4	3	1	-	-	-	-	-	-	-

See footnotes at end of table.

**Table 6. Counties—Employees, Payroll, and Establishments by Industry: 2001—Con.**

[Excludes most government employees, railroad employees, and self-employed persons. Size class 1 to 4 includes establishments with payroll, but no employees, during mid-March pay period. (D) denotes figures withheld to avoid disclosing data for individual companies; the data are included in broader industry totals. Detailed industries with 100 or more employees are shown if industry was not a (D). For explanation of terms, abbreviations, and data reliability/comparability, see introductory text]

NAICS code	Industry	Number of employees for week including March 12	Payroll (\$1,000)		Total number of establishments	Number of establishments by employment-size class								
			First quarter	Annual		1 to 4	5 to 9	10 to 19	20 to 49	50 to 99	100 to 249	250 to 499	500 to 999	1,000 or more
<b>PERRY</b>														
	<b>Total</b> .....	<b>9 226</b>	<b>57 711</b>	<b>255 217</b>	<b>713</b>	<b>390</b>	<b>153</b>	<b>81</b>	<b>58</b>	<b>20</b>	<b>5</b>	<b>5</b>	<b>1</b>	<b>-</b>
11	<b>Forestry, fishing, hunting, and agriculture support</b> .....	(B)	(D)	(D)	6	3	1	2	-	-	-	-	-	-
21	<b>Mining</b> .....	1 127	12 301	58 374	22	8	1	2	4	5	1	1	-	-
212	Mining (except oil & gas) .....	1 037	11 667	54 984	13	3	-	1	2	5	1	1	-	-
2121	Coal mining .....	1 037	11 667	54 984	13	3	-	1	2	5	1	1	-	-
21211	Coal mining .....	1 037	11 667	54 984	13	3	-	1	2	5	1	1	-	-
212111	Bituminous coal & lignite surface mining .....	791	8 983	39 098	7	1	-	1	1	2	1	1	-	-
212112	Bituminous coal underground mining .....	246	2 684	15 886	6	2	-	-	1	3	-	-	-	-
22	<b>Utilities</b> .....	(B)	(D)	(D)	2	-	-	1	-	1	-	-	-	-
23	<b>Construction</b> .....	162	721	3 454	35	21	10	2	2	-	-	-	-	-
31-33	<b>Manufacturing</b> .....	821	5 664	22 213	9	2	1	1	-	3	-	2	-	-
315	Apparel manufacturing .....	(E)	(D)	(D)	1	-	-	-	-	-	-	1	-	-
3152	Cut & sew apparel mfg .....	(E)	(D)	(D)	1	-	-	-	-	-	-	1	-	-
31522	Men's, boys' cut & sew apparel mfg .....	(E)	(D)	(D)	1	-	-	-	-	-	-	1	-	-
321	Wood product mfg .....	(E)	(D)	(D)	1	-	-	-	-	-	-	1	-	-
3212	Veneer, plywood & engineered wood product mfg .....	(E)	(D)	(D)	1	-	-	-	-	-	-	1	-	-
32121	Veneer, plywood & engineered wood product mfg .....	(E)	(D)	(D)	1	-	-	-	-	-	-	1	-	-
332	Fabricated metal product mfg .....	(C)	(D)	(D)	2	-	-	-	-	2	-	-	-	-
42	<b>Wholesale trade</b> .....	361	2 991	13 533	38	19	7	7	4	1	-	-	-	-
421	Wholesale trade, durable goods .....	230	1 782	8 207	23	12	4	4	2	1	-	-	-	-
4218	Machinery, equipment & supplies whsle .....	115	1 072	5 076	8	4	2	1	-	1	-	-	-	-
42181	Const & mining (exc petroleum) equip whsle .....	(C)	(D)	(D)	4	2	-	1	-	(D)	-	-	-	-
422	Wholesale trade, nondurable goods .....	131	1 209	5 326	15	7	3	3	2	-	-	-	-	-
44-45	<b>Retail trade</b> .....	1 731	6 982	31 096	166	80	45	20	17	2	1	1	-	-
441	Motor vehicle & parts dealers .....	252	1 702	8 282	21	8	4	5	3	1	-	-	-	-
4411	Automobile dealers .....	161	1 103	5 513	10	3	2	2	2	1	-	-	-	-
44111	New car dealers .....	123	780	3 901	5	1	1	-	2	1	-	-	-	-
441110	New car dealers .....	123	780	3 901	5	1	1	-	2	1	-	-	-	-
444	Bldg material & garden equip & supp dealers .....	107	562	2 462	13	6	3	3	1	-	-	-	-	-
445	Food & beverage stores .....	348	1 077	4 455	33	22	4	2	4	-	1	-	-	-
4451	Grocery stores .....	323	997	4 182	20	9	4	2	4	-	1	-	-	-
44511	Grocery (except convenience) stores .....	303	954	4 044	15	6	2	2	4	-	1	-	-	-
445110	Grocery (except convenience) stores .....	303	954	4 044	15	6	2	2	4	-	1	-	-	-
446	Health & personal care stores .....	113	565	2 845	15	6	5	2	2	-	-	-	-	-
4461	Health & personal care stores .....	113	565	2 845	15	6	5	2	2	-	-	-	-	-
447	Gasoline stations .....	195	477	2 073	28	16	6	4	2	-	-	-	-	-
4471	Gasoline stations .....	195	477	2 073	28	16	6	4	2	-	-	-	-	-
44711	Gasoline stations with convenience stores .....	160	392	1 684	20	10	6	2	2	-	-	-	-	-
447110	Gasoline stations with convenience stores .....	160	392	1 684	20	10	6	2	2	-	-	-	-	-
448	Clothing & clothing accessories stores .....	157	539	2 050	17	6	7	1	3	-	-	-	-	-
4481	Clothing stores .....	125	407	1 604	8	1	3	1	3	-	-	-	-	-
44814	Family clothing stores .....	102	338	1 317	4	-	-	1	3	-	-	-	-	-
448140	Family clothing stores .....	102	338	1 317	4	-	-	1	3	-	-	-	-	-
452	General merchandise stores .....	406	1 437	6 229	11	3	3	2	1	1	-	1	-	-
4521	Department stores .....	(E)	(D)	(D)	2	-	-	-	-	1	-	1	-	-
45211	Department stores .....	(E)	(D)	(D)	2	-	-	-	-	1	-	1	-	-
48-49	<b>Transportation &amp; warehousing</b> .....	225	1 166	5 372	69	53	11	4	1	-	-	-	-	-
484	Truck transportation .....	(C)	(D)	(D)	66	51	10	4	1	-	-	-	-	-
4842	Specialized freight trucking .....	155	804	3 777	44	33	8	2	1	-	-	-	-	-
48422	Specialized freight (exc used) trucking, local .....	137	715	3 393	38	28	8	1	1	-	-	-	-	-
484220	Specialized freight (exc used) trucking, local .....	137	715	3 393	38	28	8	1	1	-	-	-	-	-
51	<b>Information</b> .....	132	829	3 631	16	10	2	2	2	-	-	-	-	-
513	Broadcasting & telecommunications .....	104	766	3 333	11	7	2	-	2	-	-	-	-	-
52	<b>Finance &amp; insurance</b> .....	282	1 808	7 441	35	19	10	4	-	2	-	-	-	-
522	Credit intermediation & related activities .....	225	1 301	5 796	20	11	4	3	-	2	-	-	-	-
5221	Depository credit intermediation .....	(C)	(D)	(D)	10	4	2	2	-	2	-	-	-	-
52211	Commercial banking .....	173	900	4 048	9	4	2	1	-	2	-	-	-	-
522110	Commercial banking .....	173	900	4 048	9	4	2	1	-	2	-	-	-	-
53	<b>Real estate &amp; rental &amp; leasing</b> .....	76	311	1 466	20	14	4	2	-	-	-	-	-	-
54	<b>Professional, scientific &amp; technical services</b> .....	592	3 334	13 824	57	39	8	8	1	-	-	1	-	-
541	Professional, scientific & technical services .....	592	3 334	13 824	57	39	8	8	1	-	-	1	-	-
5415	Computer systems design & related services .....	(E)	(D)	(D)	3	2	-	-	-	-	-	1	-	-
54151	Computer systems design & related services .....	(E)	(D)	(D)	3	2	-	-	-	-	-	1	-	-
55	<b>Management of companies &amp; enterprises</b> .....	190	1 212	5 197	7	3	-	2	-	2	-	-	-	-
551	Management of companies & enterprises .....	190	1 212	5 197	7	3	-	2	-	2	-	-	-	-
5511	Management of companies & enterprises .....	190	1 212	5 197	7	3	-	2	-	2	-	-	-	-
55111	Management of companies & enterprises .....	190	1 212	5 197	7	3	-	2	-	2	-	-	-	-

See footnotes at end of table.

**Table 6. Counties—Employees, Payroll, and Establishments by Industry: 2001—Con.**

[Excludes most government employees, railroad employees, and self-employed persons. Size class 1 to 4 includes establishments with payroll, but no employees, during mid-March pay period. (D) denotes figures withheld to avoid disclosing data for individual companies; the data are included in broader industry totals. Detailed industries with 100 or more employees are shown if industry was not a (D). For explanation of terms, abbreviations, and data reliability/comparability, see introductory text]

NAICS code	Industry	Number of employees for week including March 12	Payroll (\$1,000)		Total number of establishments	Number of establishments by employment-size class								
			First quarter	Annual		1 to 4	5 to 9	10 to 19	20 to 49	50 to 99	100 to 249	250 to 499	500 to 999	1,000 or more
<b>PERRY—Con.</b>														
<b>56</b>	<b>Admin, support, waste mgmt, remediation services</b>	<b>41</b>	<b>222</b>	<b>887</b>	<b>7</b>	<b>3</b>	<b>3</b>	<b>1</b>	—	—	—	—	—	—
<b>62</b>	<b>Health care and social assistance</b>	<b>2 215</b>	<b>15 641</b>	<b>69 411</b>	<b>96</b>	<b>42</b>	<b>26</b>	<b>12</b>	<b>10</b>	<b>2</b>	<b>3</b>	—	<b>1</b>	—
621	Ambulatory health care services	651	5 019	23 763	73	33	24	7	8	1	—	—	—	—
6211	Offices of physicians	361	3 436	16 739	36	16	11	3	5	1	—	—	—	—
62111	Offices of physicians	361	3 436	16 739	36	16	11	3	5	1	—	—	—	—
622	Hospitals	(G)	(D)	(D)	2	—	—	—	—	—	1	—	1	—
6221	General medical & surgical hospitals	(F)	(D)	(D)	1	—	—	—	—	—	—	—	1	—
62211	General medical & surgical hospitals	(F)	(D)	(D)	1	—	—	—	—	—	—	—	1	—
6222	Psychiatric & substance abuse hospitals	(C)	(D)	(D)	1	—	—	—	—	—	1	—	—	—
62221	Psychiatric & substance abuse hospitals	(C)	(D)	(D)	1	—	—	—	—	—	1	—	—	—
623	Nursing & residential care facilities	(E)	(D)	(D)	7	4	—	1	—	—	2	—	—	—
6231	Nursing care facilities	(C)	(D)	(D)	2	1	—	—	—	—	1	—	—	—
62311	Nursing care facilities	(C)	(D)	(D)	2	1	—	—	—	—	1	—	—	—
6239	Other residential care facilities	(C)	(D)	(D)	2	—	—	1	—	—	1	—	—	—
62399	Other residential care facilities	(C)	(D)	(D)	2	—	—	1	—	—	1	—	—	—
624	Social assistance	214	989	4 584	14	5	2	4	2	1	—	—	—	—
<b>71</b>	<b>Arts, entertainment &amp; recreation</b>	<b>8</b>	<b>14</b>	<b>93</b>	<b>5</b>	<b>5</b>	—	—	—	—	—	—	—	—
<b>72</b>	<b>Accommodation &amp; food services</b>	<b>867</b>	<b>2 299</b>	<b>10 116</b>	<b>51</b>	<b>17</b>	<b>7</b>	<b>9</b>	<b>17</b>	<b>1</b>	—	—	—	—
722	Food services & drinking places	794	2 146	9 443	45	15	5	9	15	1	—	—	—	—
7221	Full-service restaurants	275	842	3 862	14	4	3	3	3	1	—	—	—	—
72211	Full-service restaurants	275	842	3 862	14	4	3	3	3	1	—	—	—	—
722110	Full-service restaurants	275	842	3 862	14	4	3	3	3	1	—	—	—	—
7222	Limited-service eating places	512	1 297	5 558	28	8	2	6	12	—	—	—	—	—
72221	Limited-service eating places	512	1 297	5 558	28	8	2	6	12	—	—	—	—	—
<b>81</b>	<b>Other services (except public administration)</b>	<b>275</b>	<b>840</b>	<b>3 729</b>	<b>62</b>	<b>44</b>	<b>15</b>	<b>2</b>	—	<b>1</b>	—	—	—	—
813	Religious, grantmaking, civic, prof & like organizations	154	429	1 917	29	25	2	1	—	1	—	—	—	—
8131	Religious organizations	116	329	1 444	19	17	1	—	—	1	—	—	—	—
81311	Religious organizations	116	329	1 444	19	17	1	—	—	1	—	—	—	—
813110	Religious organizations	116	329	1 444	19	17	1	—	—	1	—	—	—	—
<b>95</b>	<b>Auxiliaries (exc corporate, subsidiary &amp; regional mgt)</b>	<b>10</b>	<b>40</b>	<b>534</b>	<b>3</b>	<b>1</b>	<b>2</b>	—	—	—	—	—	—	—
<b>99</b>	<b>Unclassified establishments</b>	<b>5</b>	<b>16</b>	<b>81</b>	<b>7</b>	<b>7</b>	—	—	—	—	—	—	—	—
<b>PIKE</b>														
	<b>Total</b>	<b>20 014</b>	<b>123 962</b>	<b>538 731</b>	<b>1 504</b>	<b>816</b>	<b>313</b>	<b>189</b>	<b>118</b>	<b>35</b>	<b>24</b>	<b>6</b>	<b>2</b>	<b>1</b>
<b>11</b>	<b>Forestry, fishing, hunting, and agriculture support</b>	<b>18</b>	<b>47</b>	<b>198</b>	<b>9</b>	<b>9</b>	—	—	—	—	—	—	—	—
<b>21</b>	<b>Mining</b>	<b>3 772</b>	<b>36 445</b>	<b>164 333</b>	<b>99</b>	<b>32</b>	<b>8</b>	<b>19</b>	<b>20</b>	<b>11</b>	<b>7</b>	<b>1</b>	<b>1</b>	—
212	Mining (except oil & gas)	3 129	32 106	145 479	68	19	5	13	13	10	7	—	1	—
2121	Coal mining	3 129	32 106	145 479	68	19	5	13	13	10	7	—	1	—
21211	Coal mining	3 129	32 106	145 479	68	19	5	13	13	10	7	—	1	—
212111	Bituminous coal & lignite surface mining	857	9 018	40 920	27	7	4	5	4	6	1	—	—	—
212112	Bituminous coal underground mining	2 272	23 088	104 559	41	12	1	8	9	4	6	—	1	—
213	Mining support activities	595	4 035	17 329	20	5	2	4	7	1	—	1	—	—
2131	Mining support activities	595	4 035	17 329	20	5	2	4	7	1	—	1	—	—
21311	Mining support activities	595	4 035	17 329	20	5	2	4	7	1	—	1	—	—
213113	Support activities for coal mining	519	3 555	14 989	11	1	—	3	5	1	—	1	—	—
<b>22</b>	<b>Utilities</b>	<b>(C)</b>	<b>(D)</b>	<b>(D)</b>	<b>7</b>	<b>4</b>	—	—	<b>1</b>	<b>2</b>	—	—	—	—
221	Utilities	(C)	(D)	(D)	7	4	—	—	1	2	—	—	—	—
2211	Elec pwr generation, transmn & distribution	(C)	(D)	(D)	4	2	—	—	1	1	—	—	—	—
22112	Electric pwr transmn, control & distribution	(C)	(D)	(D)	4	2	—	—	1	1	—	—	—	—
<b>23</b>	<b>Construction</b>	<b>851</b>	<b>4 775</b>	<b>21 856</b>	<b>92</b>	<b>47</b>	<b>24</b>	<b>13</b>	<b>6</b>	—	<b>2</b>	—	—	—
233	Building, developing & general contracting	241	1 150	5 559	28	11	10	3	4	—	—	—	—	—
2332	Residential building construction	124	448	2 311	18	7	8	2	1	—	—	—	—	—
23321	Single-family housing construction	124	448	2 311	18	7	8	2	1	—	—	—	—	—
233210	Single-family housing construction	124	448	2 311	18	7	8	2	1	—	—	—	—	—
2333	Nonresidential building construction	(C)	(D)	(D)	9	3	2	1	3	—	—	—	—	—
234	Heavy construction	243	1 580	6 467	19	8	3	6	1	—	1	—	—	—
2349	Other heavy construction	(C)	(D)	(D)	16	7	2	6	—	—	1	—	—	—
23491	Water, sewer & pipeline construction	(C)	(D)	(D)	3	1	1	—	—	—	1	—	—	—
235	Special trade contractors	367	2 045	9 830	45	28	11	4	1	—	1	—	—	—
2351	Plumbing, heating & AC contractor	184	1 043	4 890	11	8	—	2	—	—	1	—	—	—
23511	Plumbing, heating & AC contractor	184	1 043	4 890	11	8	—	2	—	—	1	—	—	—
235110	Plumbing, heating & AC contractor	184	1 043	4 890	11	8	—	2	—	—	1	—	—	—
<b>31-33</b>	<b>Manufacturing</b>	<b>627</b>	<b>4 402</b>	<b>18 785</b>	<b>24</b>	<b>11</b>	<b>7</b>	<b>3</b>	<b>2</b>	—	—	<b>1</b>	—	—
311	Food mfg	(E)	(D)	(D)	1	—	—	—	—	—	—	1	—	—
3118	Bakeries & tortilla mfg	(E)	(D)	(D)	1	—	—	—	—	—	—	1	—	—
31181	Bread & bakery product mfg	(E)	(D)	(D)	1	—	—	—	—	—	—	1	—	—

See footnotes at end of table.

**Table 6. Counties—Employees, Payroll, and Establishments by Industry: 2001—Con.**

[Excludes most government employees, railroad employees, and self-employed persons. Size class 1 to 4 includes establishments with payroll, but no employees, during mid-March pay period. (D) denotes figures withheld to avoid disclosing data for individual companies; the data are included in broader industry totals. Detailed industries with 100 or more employees are shown if industry was not a (D). For explanation of terms, abbreviations, and data reliability/comparability, see introductory text]

NAICS code	Industry	Number of employees for week including March 12	Payroll (\$1,000)		Total number of establishments	Number of establishments by employment-size class									
			First quarter	Annual		1 to 4	5 to 9	10 to 19	20 to 49	50 to 99	100 to 249	250 to 499	500 to 999	1,000 or more	
<b>PIKE—Con.</b>															
<b>42</b>	<b>Wholesale trade</b> .....	<b>633</b>	<b>5 891</b>	<b>24 679</b>	<b>66</b>	<b>35</b>	<b>13</b>	<b>12</b>	<b>4</b>	<b>1</b>	<b>1</b>	—	—	—	
421	Wholesale trade, durable goods .....	419	3 764	16 163	53	31	9	10	2	—	1	—	—	—	
4218	Machinery, equipment & supplies whsle .....	314	2 847	12 472	31	15	7	1	—	—	1	—	—	—	
42181	Const & mining (exc petroleum) equip whsle .....	176	1 915	8 582	12	6	3	2	—	—	1	—	—	—	
421810	Const & mining (exc petroleum) equip whsle .....	176	1 915	8 582	12	6	3	2	—	—	1	—	—	—	
422	Wholesale trade, nondurable goods .....	214	2 127	8 516	13	4	4	2	2	1	—	—	—	—	
4224	Grocery & related product whsle .....	144	1 439	5 652	5	—	2	1	1	1	—	—	—	—	
42249	Other grocery & related products whsle .....	(C)	(D)	(D)	3	—	—	1	1	1	—	—	—	—	
<b>44-45</b>	<b>Retail trade</b> .....	<b>4 272</b>	<b>16 281</b>	<b>69 791</b>	<b>322</b>	<b>146</b>	<b>85</b>	<b>43</b>	<b>34</b>	<b>8</b>	<b>4</b>	<b>2</b>	—	—	
441	Motor vehicle & parts dealers .....	539	3 083	13 363	52	30	10	6	2	4	—	—	—	—	
4411	Automobile dealers .....	384	2 476	10 851	20	8	6	1	1	4	—	—	—	—	
44111	New car dealers .....	339	2 316	10 253	9	1	2	1	1	4	—	—	—	—	
441110	New car dealers .....	339	2 316	10 253	9	1	2	1	1	4	—	—	—	—	
4413	Automotive parts, accessories & tire stores .....	138	544	2 258	28	20	2	5	1	—	—	—	—	—	
44131	Automotive parts, accessories & tire stores .....	108	390	1 680	21	15	1	4	1	—	—	—	—	—	
441310	Automotive parts, accessories & tire stores .....	108	390	1 680	21	15	1	4	1	—	—	—	—	—	
444	Bldg material & garden equip & supp dealers .....	297	1 322	6 061	26	13	5	6	1	—	1	—	—	—	
4441	Building material & supplies dealers .....	290	1 312	6 011	23	10	5	6	1	—	1	—	—	—	
44411	Home centers .....	(C)	(D)	(D)	2	1	—	—	—	—	1	—	—	—	
44419	Other building material dealers .....	158	724	3 200	13	3	3	6	1	—	—	—	—	—	
444190	Other building material dealers .....	158	724	3 200	13	3	3	6	1	—	—	—	—	—	
445	Food & beverage stores .....	587	1 689	7 073	37	13	9	2	11	1	1	—	—	—	
4451	Grocery stores .....	549	1 577	6 627	28	8	5	2	11	1	1	—	—	—	
44511	Grocery (except convenience) stores .....	539	1 555	6 550	24	5	4	2	11	1	1	—	—	—	
445110	Grocery (except convenience) stores .....	539	1 555	6 550	24	5	4	2	11	1	1	—	—	—	
446	Health & personal care stores .....	272	1 605	7 362	30	9	11	7	3	—	—	—	—	—	
4461	Health & personal care stores .....	272	1 605	7 362	30	9	11	7	3	—	—	—	—	—	
44611	Pharmacies & drug stores .....	230	1 458	6 761	25	8	8	6	3	—	—	—	—	—	
446110	Pharmacies & drug stores .....	230	1 458	6 761	25	8	8	6	3	—	—	—	—	—	
447	Gasoline stations .....	573	1 537	6 279	49	16	9	16	7	—	1	—	—	—	
4471	Gasoline stations .....	573	1 537	6 279	49	16	9	16	7	—	1	—	—	—	
44711	Gasoline stations with convenience stores .....	511	1 340	5 468	35	6	7	14	7	—	1	—	—	—	
447110	Gasoline stations with convenience stores .....	511	1 340	5 468	35	6	7	14	7	—	1	—	—	—	
448	Clothing & clothing accessories stores .....	350	1 041	4 215	37	17	12	3	4	1	—	—	—	—	
4481	Clothing stores .....	272	775	3 041	20	9	4	2	4	1	—	—	—	—	
44814	Family clothing stores .....	205	621	2 376	6	1	—	—	4	1	—	—	—	—	
448140	Family clothing stores .....	205	621	2 376	6	1	—	—	4	1	—	—	—	—	
452	General merchandise stores .....	1 220	4 460	18 947	25	5	12	—	4	2	—	2	—	—	
4521	Department stores .....	(F)	(D)	(D)	4	—	—	—	—	2	—	2	—	—	
45211	Department stores .....	(F)	(D)	(D)	4	—	—	—	—	2	—	2	—	—	
4529	Other general merchandise stores .....	(C)	(D)	(D)	21	5	12	—	4	—	—	—	—	—	
45299	All other general merchandise stores .....	(C)	(D)	(D)	21	5	12	—	4	—	—	—	—	—	
453	Miscellaneous store retailers .....	258	614	2 651	33	24	7	1	—	—	1	—	—	—	
4539	Other miscellaneous store retailers .....	221	492	2 167	21	14	5	1	—	—	1	—	—	—	
45399	All other miscellaneous store retailers .....	189	368	1 658	13	10	1	—	—	—	1	—	—	—	
453991	Tobacco stores .....	184	356	1 608	10	7	1	1	—	—	1	—	—	—	
<b>48-49</b>	<b>Transportation &amp; warehousing</b> .....	<b>766</b>	<b>4 310</b>	<b>17 929</b>	<b>179</b>	<b>132</b>	<b>29</b>	<b>12</b>	<b>5</b>	<b>1</b>	—	—	—	—	
484	Truck transportation .....	683	3 677	15 479	168	126	27	10	4	1	—	—	—	—	
4842	Specialized freight trucking .....	631	3 424	14 398	138	99	24	10	4	1	—	—	—	—	
48422	Specialized freight (exc used) trucking, local .....	577	3 176	13 128	125	91	21	8	4	1	—	—	—	—	
484220	Specialized freight (exc used) trucking, local .....	577	3 176	13 128	125	91	21	8	4	1	—	—	—	—	
<b>51</b>	<b>Information</b> .....	<b>234</b>	<b>1 623</b>	<b>6 529</b>	<b>17</b>	<b>7</b>	<b>3</b>	<b>3</b>	<b>3</b>	<b>1</b>	—	—	—	—	
513	Broadcasting & telecommunications .....	(C)	(D)	(D)	14	6	3	2	3	—	—	—	—	—	
5133	Telecommunications .....	121	1 046	4 182	10	5	2	1	2	—	—	—	—	—	
<b>52</b>	<b>Finance &amp; insurance</b> .....	<b>780</b>	<b>5 335</b>	<b>22 367</b>	<b>73</b>	<b>35</b>	<b>25</b>	<b>6</b>	<b>4</b>	<b>1</b>	<b>2</b>	—	—	—	
522	Credit intermediation & related activities .....	606	3 646	15 778	42	11	21	5	3	—	2	—	—	—	
5221	Depository credit intermediation .....	(F)	(D)	(D)	29	4	16	4	3	—	2	—	—	—	
52211	Commercial banking .....	542	3 331	14 209	26	1	16	4	3	—	2	—	—	—	
522110	Commercial banking .....	542	3 331	14 209	26	1	16	4	3	—	2	—	—	—	
524	Insurance carriers & related activities .....	162	1 416	5 641	28	22	3	1	1	1	—	—	—	—	
5242	Agencies & other insurance related activities .....	(C)	(D)	(D)	23	18	3	1	1	—	—	—	—	—	
<b>53</b>	<b>Real estate &amp; rental &amp; leasing</b> .....	<b>112</b>	<b>636</b>	<b>3 200</b>	<b>40</b>	<b>28</b>	<b>11</b>	<b>1</b>	—	—	—	—	—	—	

See footnotes at end of table.

**Table 6. Counties—Employees, Payroll, and Establishments by Industry: 2001—Con.**

[Excludes most government employees, railroad employees, and self-employed persons. Size class 1 to 4 includes establishments with payroll, but no employees, during mid-March pay period. (D) denotes figures withheld to avoid disclosing data for individual companies; the data are included in broader industry totals. Detailed industries with 100 or more employees are shown if industry was not a (D). For explanation of terms, abbreviations, and data reliability/comparability, see introductory text]

NAICS code	Industry	Number of employees for week including March 12	Payroll (\$1,000)		Total number of establishments	Number of establishments by employment-size class									
			First quarter	Annual		1 to 4	5 to 9	10 to 19	20 to 49	50 to 99	100 to 249	250 to 499	500 to 999	1,000 or more	
<b>PIKE—Con.</b>															
<b>54</b>	<b>Professional, scientific &amp; technical services</b>	<b>1 361</b>	<b>6 774</b>	<b>31 796</b>	<b>118</b>	<b>75</b>	<b>19</b>	<b>18</b>	<b>5</b>	—	—	—	—	<b>1</b>	—
541	Professional, scientific & technical services	1 361	6 774	31 796	118	75	19	18	5	—	—	—	—	1	—
5411	Legal services	254	1 896	9 567	50	35	8	5	2	—	—	—	—	—	—
54111	Offices of lawyers	(E)	(D)	(D)	49	34	8	5	2	—	—	—	—	—	—
5412	Accounting, tax prep, bookkeep, payroll services	127	562	2 429	24	15	5	3	1	—	—	—	—	—	—
54121	Accounting, tax prep, bookkeep, payroll services	127	562	2 429	24	15	5	3	1	—	—	—	—	—	—
5413	Architectural, engineering & related services	190	1 410	7 438	18	7	2	7	2	—	—	—	—	—	—
54133	Engineering services	105	886	5 258	11	6	—	4	1	—	—	—	—	—	—
541330	Engineering services	105	886	5 258	11	6	—	4	1	—	—	—	—	—	—
5415	Computer systems design & related services	(F)	(D)	(D)	2	—	1	—	—	—	—	—	—	1	—
54151	Computer systems design & related services	(F)	(D)	(D)	2	—	1	—	—	—	—	—	—	1	—
<b>55</b>	<b>Management of companies &amp; enterprises</b>	<b>190</b>	<b>2 280</b>	<b>11 339</b>	<b>7</b>	<b>4</b>	<b>1</b>	—	<b>1</b>	—	<b>1</b>	—	—	—	—
551	Management of companies & enterprises	190	2 280	11 339	7	4	1	—	1	—	1	—	—	—	—
5511	Management of companies & enterprises	190	2 280	11 339	7	4	1	—	1	—	1	—	—	—	—
55111	Management of companies & enterprises	190	2 280	11 339	7	4	1	—	1	—	1	—	—	—	—
551114	Corp. subsidiary & regional managing offices	190	2 280	11 339	7	4	1	—	1	—	1	—	—	—	—
<b>56</b>	<b>Admin, support, waste mgt, remediation services</b>	<b>396</b>	<b>1 888</b>	<b>7 903</b>	<b>40</b>	<b>20</b>	<b>7</b>	<b>10</b>	<b>1</b>	<b>1</b>	<b>1</b>	—	—	—	—
561	Administrative & support services	380	1 765	7 583	37	19	5	10	1	1	1	—	—	—	—
5613	Employment services	143	877	3 361	4	—	—	3	—	—	1	—	—	—	—
56131	Employment placement agencies	(C)	(D)	(D)	2	—	—	1	—	—	1	—	—	—	—
<b>61</b>	<b>Educational services</b>	<b>(E)</b>	<b>(D)</b>	<b>(D)</b>	<b>7</b>	<b>5</b>	—	<b>1</b>	—	—	—	<b>1</b>	—	—	—
611	Educational services	(E)	(D)	(D)	7	5	—	1	—	—	—	1	—	—	—
6113	Colleges, universities & professional schools	(E)	(D)	(D)	1	—	—	—	—	—	—	1	—	—	—
61131	Colleges, universities & professional schools	(E)	(D)	(D)	1	—	—	—	—	—	—	1	—	—	—
<b>62</b>	<b>Health care and social assistance</b>	<b>3 252</b>	<b>23 591</b>	<b>96 663</b>	<b>169</b>	<b>89</b>	<b>43</b>	<b>22</b>	<b>4</b>	<b>4</b>	<b>5</b>	<b>1</b>	—	—	<b>1</b>
621	Ambulatory health care services	924	8 226	36 838	144	83	38	17	3	3	—	—	—	—	—
6211	Offices of physicians	479	5 338	24 188	86	50	25	9	1	1	—	—	—	—	—
62111	Offices of physicians	479	5 338	24 188	86	50	25	9	1	1	—	—	—	—	—
6212	Offices of dentists	130	1 055	4 414	25	13	8	4	—	—	—	—	—	—	—
62121	Offices of dentists	130	1 055	4 414	25	13	8	4	—	—	—	—	—	—	—
621210	Offices of dentists	130	1 055	4 414	25	13	8	4	—	—	—	—	—	—	—
6216	Home health care services	125	597	2 740	4	1	—	—	2	1	—	—	—	—	—
62161	Home health care services	125	597	2 740	4	1	—	—	2	1	—	—	—	—	—
621610	Home health care services	125	597	2 740	4	1	—	—	2	1	—	—	—	—	—
622	Hospitals	(G)	(D)	(D)	2	—	—	—	—	—	—	—	1	—	1
6221	General medical & surgical hospitals	(G)	(D)	(D)	2	—	—	—	—	—	—	—	1	—	1
62211	General medical & surgical hospitals	(G)	(D)	(D)	2	—	—	—	—	—	—	—	1	—	1
623	Nursing & residential care facilities	(F)	(D)	(D)	6	1	1	—	—	—	4	—	—	—	—
6231	Nursing care facilities	500	2 006	7 964	4	—	—	—	—	—	4	—	—	—	—
62311	Nursing care facilities	500	2 006	7 964	4	—	—	—	—	—	4	—	—	—	—
623110	Nursing care facilities	500	2 006	7 964	4	—	—	—	—	—	4	—	—	—	—
624	Social assistance	(E)	(D)	(D)	17	5	4	5	1	1	1	—	—	—	—
6241	Individual & family services	(C)	(D)	(D)	5	1	—	2	1	—	1	—	—	—	—
62411	Child & youth services	(C)	(D)	(D)	2	—	—	1	—	—	1	—	—	—	—
6244	Child day care services	131	345	1 504	9	1	4	3	—	1	—	—	—	—	—
62441	Child day care services	131	345	1 504	9	1	4	3	—	1	—	—	—	—	—
624410	Child day care services	131	345	1 504	9	1	4	3	—	1	—	—	—	—	—
<b>71</b>	<b>Arts, entertainment &amp; recreation</b>	<b>35</b>	<b>106</b>	<b>477</b>	<b>9</b>	<b>7</b>	<b>1</b>	<b>1</b>	—	—	—	—	—	—	—
<b>72</b>	<b>Accommodation &amp; food services</b>	<b>1 353</b>	<b>3 047</b>	<b>12 789</b>	<b>84</b>	<b>27</b>	<b>12</b>	<b>20</b>	<b>21</b>	<b>3</b>	<b>1</b>	—	—	—	—
721	Accommodation	146	326	1 462	11	5	—	3	3	—	—	—	—	—	—
7211	Traveler accommodation	(C)	(D)	(D)	10	5	—	3	2	—	—	—	—	—	—
72111	Hotels (exc casino hotels) & motels	(C)	(D)	(D)	10	5	—	3	2	—	—	—	—	—	—
722	Food services & drinking places	1 207	2 721	11 327	73	22	12	17	18	3	1	—	—	—	—
7221	Full-service restaurants	(E)	(D)	(D)	25	13	3	6	2	1	—	—	—	—	—
72211	Full-service restaurants	(E)	(D)	(D)	25	13	3	6	2	1	—	—	—	—	—
7222	Limited-service eating places	904	1 902	7 931	45	8	8	10	16	2	1	—	—	—	—
72221	Limited-service eating places	904	1 902	7 931	45	8	8	10	16	2	1	—	—	—	—
722211	Limited-service restaurants	892	1 878	7 825	41	6	6	10	16	2	1	—	—	—	—
<b>81</b>	<b>Other services (except public administration)</b>	<b>633</b>	<b>2 138</b>	<b>9 073</b>	<b>125</b>	<b>91</b>	<b>24</b>	<b>3</b>	<b>5</b>	<b>2</b>	—	—	—	—	—
811	Repair & maintenance	206	870	3 824	53	39	12	—	2	—	—	—	—	—	—
8113	Commercial equipment (exc auto & elec) R&M	111	463	2 041	20	14	4	—	2	—	—	—	—	—	—
81131	Commercial equipment (exc auto & elec) R&M	111	463	2 041	20	14	4	—	2	—	—	—	—	—	—
811310	Commercial equipment (exc auto & elec) R&M	111	463	2 041	20	14	4	—	2	—	—	—	—	—	—
812	Personal & laundry services	220	747	3 142	23	9	10	1	2	1	—	—	—	—	—
8121	Personal care services	106	313	1 387	8	4	2	—	1	1	—	—	—	—	—
81211	Hair, nail & skin care services	(C)	(D)	(D)	7	3	2	—	1	1	—	—	—	—	—
812112	Beauty salons	104	310	1 373	6	2	2	—	1	1	—	—	—	—	—

See footnotes at end of table.

**Table 6. Counties—Employees, Payroll, and Establishments by Industry: 2001—Con.**

[Excludes most government employees, railroad employees, and self-employed persons. Size class 1 to 4 includes establishments with payroll, but no employees, during mid-March pay period. (D) denotes figures withheld to avoid disclosing data for individual companies; the data are included in broader industry totals. Detailed industries with 100 or more employees are shown if industry was not a (D). For explanation of terms, abbreviations, and data reliability/comparability, see introductory text]

NAICS code	Industry	Number of employees for week including March 12	Payroll (\$1,000)		Total number of establishments	Number of establishments by employment-size class									
			First quarter	Annual		1 to 4	5 to 9	10 to 19	20 to 49	50 to 99	100 to 249	250 to 499	500 to 999	1,000 or more	
<b>PIKE—Con.</b>															
<b>81</b>	<b>Other services (except public administration)—Con.</b>														
813	Religious, grantmaking, civic, prof & like organizations .....	207	521	2 107	49	43	2	2	1	1	—	—	—	—	
<b>95</b>	<b>Auxiliaries (exc corporate, subsidiary &amp; regional mgt) .....</b>	<b>(C)</b>	<b>(D)</b>	<b>(D)</b>	<b>6</b>	<b>1</b>	<b>1</b>	<b>2</b>	<b>2</b>	<b>—</b>	<b>—</b>	<b>—</b>	<b>—</b>	<b>—</b>	
<b>99</b>	<b>Unclassified establishments .....</b>	<b>5</b>	<b>24</b>	<b>157</b>	<b>11</b>	<b>11</b>	<b>—</b>	<b>—</b>	<b>—</b>	<b>—</b>	<b>—</b>	<b>—</b>	<b>—</b>	<b>—</b>	
<b>POWELL</b>															
	<b>Total .....</b>	<b>2 384</b>	<b>9 660</b>	<b>44 445</b>	<b>172</b>	<b>99</b>	<b>32</b>	<b>17</b>	<b>16</b>	<b>5</b>	<b>2</b>	<b>—</b>	<b>1</b>	<b>—</b>	
<b>11</b>	<b>Forestry, fishing, hunting, and agriculture support .....</b>	<b>(A)</b>	<b>(D)</b>	<b>(D)</b>	<b>1</b>	<b>1</b>	<b>—</b>	<b>—</b>	<b>—</b>	<b>—</b>	<b>—</b>	<b>—</b>	<b>—</b>	<b>—</b>	
<b>21</b>	<b>Mining .....</b>	<b>(A)</b>	<b>(D)</b>	<b>(D)</b>	<b>1</b>	<b>—</b>	<b>1</b>	<b>—</b>	<b>—</b>	<b>—</b>	<b>—</b>	<b>—</b>	<b>—</b>	<b>—</b>	
<b>22</b>	<b>Utilities .....</b>	<b>(A)</b>	<b>(D)</b>	<b>(D)</b>	<b>2</b>	<b>1</b>	<b>1</b>	<b>—</b>	<b>—</b>	<b>—</b>	<b>—</b>	<b>—</b>	<b>—</b>	<b>—</b>	
<b>23</b>	<b>Construction .....</b>	<b>46</b>	<b>170</b>	<b>1 195</b>	<b>17</b>	<b>13</b>	<b>3</b>	<b>1</b>	<b>—</b>	<b>—</b>	<b>—</b>	<b>—</b>	<b>—</b>	<b>—</b>	
<b>31-33</b>	<b>Manufacturing .....</b>	<b>1 017</b>	<b>4 324</b>	<b>22 557</b>	<b>15</b>	<b>4</b>	<b>1</b>	<b>3</b>	<b>3</b>	<b>2</b>	<b>1</b>	<b>—</b>	<b>1</b>	<b>—</b>	
315	Apparel manufacturing .....	(C)	(D)	(D)	1	—	—	—	—	—	1	—	—	—	
3152	Cut & sew apparel mfg .....	(C)	(D)	(D)	1	—	—	—	—	—	1	—	—	—	
31522	Men's, boys' cut & sew apparel mfg .....	(C)	(D)	(D)	1	—	—	—	—	—	1	—	—	—	
321	Wood product mfg .....	135	623	2 427	4	—	—	1	2	1	—	—	—	—	
333	Machinery mfg .....	(F)	(D)	(D)	3	—	1	1	—	—	—	—	1	—	
3333	Commercial & service industry machinery mfg ..	(F)	(D)	(D)	1	—	—	—	—	—	—	—	1	—	
33331	Commercial & service industry machinery mfg .....	(F)	(D)	(D)	1	—	—	—	—	—	—	—	1	—	
<b>42</b>	<b>Wholesale trade .....</b>	<b>96</b>	<b>639</b>	<b>2 490</b>	<b>6</b>	<b>3</b>	<b>—</b>	<b>—</b>	<b>3</b>	<b>—</b>	<b>—</b>	<b>—</b>	<b>—</b>	<b>—</b>	
<b>44-45</b>	<b>Retail trade .....</b>	<b>316</b>	<b>882</b>	<b>3 996</b>	<b>33</b>	<b>16</b>	<b>9</b>	<b>6</b>	<b>—</b>	<b>2</b>	<b>—</b>	<b>—</b>	<b>—</b>	<b>—</b>	
447	Gasoline stations .....	114	237	968	9	2	4	2	—	1	—	—	—	—	
4471	Gasoline stations .....	114	237	968	9	2	4	2	—	1	—	—	—	—	
<b>48-49</b>	<b>Transportation &amp; warehousing .....</b>	<b>125</b>	<b>1 593</b>	<b>4 967</b>	<b>18</b>	<b>10</b>	<b>4</b>	<b>2</b>	<b>2</b>	<b>—</b>	<b>—</b>	<b>—</b>	<b>—</b>	<b>—</b>	
<b>51</b>	<b>Information .....</b>	<b>11</b>	<b>74</b>	<b>323</b>	<b>4</b>	<b>2</b>	<b>2</b>	<b>—</b>	<b>—</b>	<b>—</b>	<b>—</b>	<b>—</b>	<b>—</b>	<b>—</b>	
<b>52</b>	<b>Finance &amp; insurance .....</b>	<b>58</b>	<b>300</b>	<b>1 195</b>	<b>6</b>	<b>4</b>	<b>1</b>	<b>—</b>	<b>1</b>	<b>—</b>	<b>—</b>	<b>—</b>	<b>—</b>	<b>—</b>	
<b>53</b>	<b>Real estate &amp; rental &amp; leasing .....</b>	<b>17</b>	<b>41</b>	<b>168</b>	<b>5</b>	<b>3</b>	<b>2</b>	<b>—</b>	<b>—</b>	<b>—</b>	<b>—</b>	<b>—</b>	<b>—</b>	<b>—</b>	
<b>54</b>	<b>Professional, scientific &amp; technical services .....</b>	<b>19</b>	<b>78</b>	<b>295</b>	<b>11</b>	<b>10</b>	<b>1</b>	<b>—</b>	<b>—</b>	<b>—</b>	<b>—</b>	<b>—</b>	<b>—</b>	<b>—</b>	
<b>56</b>	<b>Admin, support, waste mgt, remediation services .....</b>	<b>26</b>	<b>72</b>	<b>655</b>	<b>5</b>	<b>4</b>	<b>—</b>	<b>—</b>	<b>1</b>	<b>—</b>	<b>—</b>	<b>—</b>	<b>—</b>	<b>—</b>	
<b>61</b>	<b>Educational services .....</b>	<b>(A)</b>	<b>(D)</b>	<b>(D)</b>	<b>1</b>	<b>1</b>	<b>—</b>	<b>—</b>	<b>—</b>	<b>—</b>	<b>—</b>	<b>—</b>	<b>—</b>	<b>—</b>	
<b>62</b>	<b>Health care and social assistance .....</b>	<b>346</b>	<b>818</b>	<b>3 282</b>	<b>12</b>	<b>3</b>	<b>5</b>	<b>1</b>	<b>2</b>	<b>—</b>	<b>1</b>	<b>—</b>	<b>—</b>	<b>—</b>	
623	Nursing & residential care facilities .....	(E)	(D)	(D)	2	—	—	—	1	—	1	—	—	—	
6231	Nursing care facilities .....	(C)	(D)	(D)	1	—	—	—	—	—	1	—	—	—	
62311	Nursing care facilities .....	(C)	(D)	(D)	1	—	—	—	—	—	1	—	—	—	
<b>71</b>	<b>Arts, entertainment &amp; recreation .....</b>	<b>13</b>	<b>24</b>	<b>157</b>	<b>3</b>	<b>2</b>	<b>—</b>	<b>1</b>	<b>—</b>	<b>—</b>	<b>—</b>	<b>—</b>	<b>—</b>	<b>—</b>	
<b>72</b>	<b>Accommodation &amp; food services .....</b>	<b>251</b>	<b>460</b>	<b>2 306</b>	<b>17</b>	<b>8</b>	<b>1</b>	<b>3</b>	<b>4</b>	<b>1</b>	<b>—</b>	<b>—</b>	<b>—</b>	<b>—</b>	
722	Food services & drinking places .....	(C)	(D)	(D)	15	7	—	3	4	1	—	—	—	—	
7222	Limited-service eating places .....	226	408	2 078	12	5	—	2	4	1	—	—	—	—	
72221	Limited-service eating places .....	226	408	2 078	12	5	—	2	4	1	—	—	—	—	
<b>81</b>	<b>Other services (except public administration) .....</b>	<b>22</b>	<b>70</b>	<b>345</b>	<b>15</b>	<b>14</b>	<b>1</b>	<b>—</b>	<b>—</b>	<b>—</b>	<b>—</b>	<b>—</b>	<b>—</b>	<b>—</b>	
<b>PULASKI</b>															
	<b>Total .....</b>	<b>20 680</b>	<b>105 004</b>	<b>440 202</b>	<b>1 452</b>	<b>725</b>	<b>335</b>	<b>200</b>	<b>116</b>	<b>38</b>	<b>28</b>	<b>6</b>	<b>4</b>	<b>—</b>	
<b>11</b>	<b>Forestry, fishing, hunting, and agriculture support .....</b>	<b>(A)</b>	<b>(D)</b>	<b>(D)</b>	<b>2</b>	<b>2</b>	<b>—</b>	<b>—</b>	<b>—</b>	<b>—</b>	<b>—</b>	<b>—</b>	<b>—</b>	<b>—</b>	
<b>21</b>	<b>Mining .....</b>	<b>94</b>	<b>646</b>	<b>3 181</b>	<b>6</b>	<b>2</b>	<b>1</b>	<b>1</b>	<b>2</b>	<b>—</b>	<b>—</b>	<b>—</b>	<b>—</b>	<b>—</b>	
<b>22</b>	<b>Utilities .....</b>	<b>223</b>	<b>3 102</b>	<b>10 693</b>	<b>6</b>	<b>2</b>	<b>1</b>	<b>1</b>	<b>—</b>	<b>1</b>	<b>1</b>	<b>—</b>	<b>—</b>	<b>—</b>	
221	Utilities .....	223	3 102	10 693	6	2	1	1	—	1	1	—	—	—	
2211	Elec pwr generation, transmsn & distribution ...	(C)	(D)	(D)	4	1	—	1	—	1	1	—	—	—	
22112	Electric pwr transmsn, control & distribution ..	(C)	(D)	(D)	3	1	—	1	—	—	1	—	—	—	
<b>23</b>	<b>Construction .....</b>	<b>1 016</b>	<b>4 312</b>	<b>20 007</b>	<b>144</b>	<b>79</b>	<b>38</b>	<b>20</b>	<b>3</b>	<b>4</b>	<b>—</b>	<b>—</b>	<b>—</b>	<b>—</b>	
233	Building, developing & general contracting .....	330	1 661	7 225	32	16	9	5	—	2	—	—	—	—	
2333	Nonresidential building construction .....	(C)	(D)	(D)	8	1	2	4	—	1	—	—	—	—	
23332	Commercial & institutional bldg construction ..	158	1 141	4 745	7	1	2	3	—	1	—	—	—	—	
233320	Commercial & institutional bldg construction .....	158	1 141	4 745	7	1	2	3	—	1	—	—	—	—	
234	Heavy construction .....	118	594	2 751	13	5	4	2	2	—	—	—	—	—	
2349	Other heavy construction .....	(C)	(D)	(D)	12	4	4	2	2	—	—	—	—	—	
<b>235</b>	<b>Special trade contractors .....</b>	<b>568</b>	<b>2 057</b>	<b>10 031</b>	<b>99</b>	<b>58</b>	<b>25</b>	<b>13</b>	<b>1</b>	<b>2</b>	<b>—</b>	<b>—</b>	<b>—</b>	<b>—</b>	
2351	Plumbing, heating & AC contractor .....	202	952	4 085	25	13	4	6	1	1	—	—	—	—	
23511	Plumbing, heating & AC contractor .....	202	952	4 085	25	13	4	6	1	1	—	—	—	—	
235110	Plumbing, heating & AC contractor .....	202	952	4 085	25	13	4	6	1	1	—	—	—	—	

See footnotes at end of table.

**Table 6. Counties—Employees, Payroll, and Establishments by Industry: 2001—Con.**

[Excludes most government employees, railroad employees, and self-employed persons. Size class 1 to 4 includes establishments with payroll, but no employees, during mid-March pay period. (D) denotes figures withheld to avoid disclosing data for individual companies; the data are included in broader industry totals. Detailed industries with 100 or more employees are shown if industry was not a (D). For explanation of terms, abbreviations, and data reliability/comparability, see introductory text]

NAICS code	Industry	Number of employees for week including March 12	Payroll (\$1,000)		Total number of establishments	Number of establishments by employment-size class									
			First quarter	Annual		1 to 4	5 to 9	10 to 19	20 to 49	50 to 99	100 to 249	250 to 499	500 to 999	1,000 or more	
<b>PULASKI—Con.</b>															
<b>31-33</b>	<b>Manufacturing</b>	<b>3 997</b>	<b>26 198</b>	<b>103 874</b>	<b>88</b>	<b>27</b>	<b>21</b>	<b>8</b>	<b>12</b>	<b>7</b>	<b>9</b>	<b>3</b>	<b>1</b>	—	
311	Food mfg	(C)	(D)	(D)	1	—	—	—	—	—	1	—	—	—	
3115	Dairy product mfg	(C)	(D)	(D)	1	—	—	—	—	—	1	—	—	—	
31151	Dairy product (exc frozen) mfg	(C)	(D)	(D)	1	—	—	—	—	—	1	—	—	—	
315	Apparel manufacturing	(F)	(D)	(D)	2	1	—	—	—	—	—	—	1	—	
3152	Cut & sew apparel mfg	(F)	(D)	(D)	2	1	—	—	—	—	—	—	1	—	
31521	Cut & sew apparel contractors	(F)	(D)	(D)	2	1	—	—	—	—	—	—	1	—	
321	Wood product mfg	731	3 134	13 027	18	2	3	4	4	3	2	—	—	—	
3211	Sawmills & wood preservation	(C)	(D)	(D)	7	2	3	—	—	2	—	—	—	—	
32111	Sawmills & wood preservation	(C)	(D)	(D)	7	2	3	—	—	2	—	—	—	—	
3219	Other wood product mfg	565	2 401	9 881	10	—	—	3	4	1	2	—	—	—	
32191	Millwork	427	1 971	8 150	6	—	—	1	3	—	2	—	—	—	
321918	Other millwork (including flooring)	171	843	3 213	3	—	—	—	2	—	1	—	—	—	
32192	Wood container & pallet mfg	138	430	1 731	4	—	—	2	1	1	—	—	—	—	
321920	Wood container & pallet mfg	138	430	1 731	4	—	—	2	1	1	—	—	—	—	
324	Petroleum & coal products mfg	(C)	(D)	(D)	1	—	—	—	—	—	1	—	—	—	
3241	Petroleum & coal products mfg	(C)	(D)	(D)	1	—	—	—	—	—	1	—	—	—	
32411	Petroleum refineries	(C)	(D)	(D)	1	—	—	—	—	—	1	—	—	—	
325	Chemical mfg	(C)	(D)	(D)	4	1	1	—	1	—	1	—	—	—	
3251	Basic chemical mfg	(C)	(D)	(D)	3	1	1	—	—	—	1	—	—	—	
32519	Other basic organic chemical mfg	(C)	(D)	(D)	1	—	—	—	—	—	1	—	—	—	
327	Nonmetallic mineral product mfg	531	4 502	18 188	6	1	1	—	1	1	1	—	—	—	
3271	Clay product & refractory mfg	(E)	(D)	(D)	1	—	—	—	—	—	—	—	1	—	
32711	Pottery, ceramics & plumbing fixture mfg	(E)	(D)	(D)	1	—	—	—	—	—	—	—	1	—	
3272	Glass & glass product mfg	(C)	(D)	(D)	1	—	—	—	—	—	1	—	—	—	
32721	Glass & glass product mfg	(C)	(D)	(D)	1	—	—	—	—	—	1	—	—	—	
3273	Cement & concrete product mfg	(C)	(D)	(D)	4	1	1	—	1	1	—	—	—	—	
334	Computer & electronic product mfg	(C)	(D)	(D)	1	—	—	—	—	—	1	—	—	—	
3344	Semiconductor & oth electronic component mfg	(C)	(D)	(D)	1	—	—	—	—	—	1	—	—	—	
33441	Semiconductor & oth electronic component mfg	(C)	(D)	(D)	1	—	—	—	—	—	1	—	—	—	
336	Transportation equipment mfg	1 123	8 297	33 372	7	1	—	—	1	1	2	—	—	—	
3363	Motor vehicle parts mfg	796	6 046	24 926	3	—	—	—	—	1	—	—	—	—	
33632	MV electrical & electronic equipment mfg	(E)	(D)	(D)	2	—	—	—	—	1	—	—	—	—	
33637	Motor vehicle metal stamping	(E)	(D)	(D)	1	—	—	—	—	—	1	—	—	—	
3366	Ship & boat building	(E)	(D)	(D)	2	—	—	—	—	—	2	—	—	—	
33661	Ship & boat building	(E)	(D)	(D)	2	—	—	—	—	—	2	—	—	—	
337	Furniture & related product mfg	156	589	2 163	12	6	3	1	1	1	—	—	—	—	
3372	Office furniture (including fixtures) mfg	126	506	1 890	3	—	—	1	1	1	—	—	—	—	
33721	Office furniture (including fixtures) mfg	126	506	1 890	3	—	—	1	1	1	—	—	—	—	
337215	Showcase, partition, shelving & locker mfg	126	506	1 890	3	—	—	1	1	1	—	—	—	—	
<b>42</b>	<b>Wholesale trade</b>	<b>1 196</b>	<b>6 480</b>	<b>27 683</b>	<b>77</b>	<b>32</b>	<b>12</b>	<b>18</b>	<b>11</b>	<b>2</b>	<b>2</b>	—	—	—	
421	Wholesale trade, durable goods	515	2 659	11 107	43	17	9	9	7	1	—	—	—	—	
4211	Motor vehicle, motor vehicle pt & supply whsle	117	617	2 443	10	3	3	2	2	—	—	—	—	—	
4219	Miscellaneous durable goods whsle	144	659	2 999	8	4	—	—	4	—	—	—	—	—	
42193	Recyclable material whsle	105	438	1 934	3	—	—	—	3	—	—	—	—	—	
421930	Recyclable material whsle	105	438	1 934	3	—	—	—	3	—	—	—	—	—	
422	Wholesale trade, nondurable goods	681	3 821	16 576	34	15	3	9	4	1	2	—	—	—	
4224	Grocery & related product whsle	204	1 618	6 690	8	4	—	1	2	—	1	—	—	—	
42242	Packaged frozen food whsle	(C)	(D)	(D)	2	1	—	—	—	—	1	—	—	—	
4229	Miscellaneous nondurable goods whsle	318	1 442	6 833	9	3	2	1	1	1	1	—	—	—	
42294	Tobacco & tobacco product whsle	289	1 340	6 383	3	—	—	—	1	1	1	—	—	—	
422940	Tobacco & tobacco product whsle	289	1 340	6 383	3	—	—	—	1	1	1	—	—	—	
<b>44-45</b>	<b>Retail trade</b>	<b>3 867</b>	<b>14 418</b>	<b>62 073</b>	<b>348</b>	<b>166</b>	<b>90</b>	<b>59</b>	<b>21</b>	<b>7</b>	<b>4</b>	—	<b>1</b>	—	
441	Motor vehicle & parts dealers	517	3 013	13 117	46	23	10	9	1	2	1	—	—	—	
4411	Automobile dealers	340	2 188	9 619	21	14	1	2	1	2	1	—	—	—	
44111	New car dealers	293	1 943	8 590	7	2	1	—	1	2	1	—	—	—	
441110	New car dealers	293	1 943	8 590	7	2	1	—	1	2	1	—	—	—	
4413	Automotive parts, accessories & tire stores	113	499	2 065	16	6	6	4	—	—	—	—	—	—	
442	Furniture & home furnishing stores	136	570	2 017	18	8	7	2	1	—	—	—	—	—	
4421	Furniture stores	117	490	1 689	12	4	5	2	1	—	—	—	—	—	
44211	Furniture stores	117	490	1 689	12	4	5	2	1	—	—	—	—	—	
442110	Furniture stores	117	490	1 689	12	4	5	2	1	—	—	—	—	—	
444	Bldg material & garden equip & supp dealers	378	1 757	7 964	30	11	5	10	3	—	1	—	—	—	
4441	Building material & supplies dealers	314	1 539	6 987	21	8	2	7	3	—	1	—	—	—	
44411	Home centers	(C)	(D)	(D)	3	1	—	—	1	—	—	—	—	—	
44419	Other building material dealers	161	866	3 804	13	3	2	6	2	—	—	—	—	—	
444190	Other building material dealers	161	866	3 804	13	3	2	6	2	—	—	—	—	—	
445	Food & beverage stores	685	1 837	7 669	45	20	7	11	3	3	1	—	—	—	
4451	Grocery stores	677	1 808	7 510	40	15	7	11	3	3	1	—	—	—	
44511	Grocery (except convenience) stores	590	1 709	6 841	28	11	4	6	3	3	1	—	—	—	
445110	Grocery (except convenience) stores	590	1 709	6 841	28	11	4	6	3	3	1	—	—	—	
446	Health & personal care stores	158	915	4 098	19	10	3	3	3	—	—	—	—	—	
4461	Health & personal care stores	158	915	4 098	19	10	3	3	3	—	—	—	—	—	

See footnotes at end of table.





**Table 6. Counties—Employees, Payroll, and Establishments by Industry: 2001—Con.**

[Excludes most government employees, railroad employees, and self-employed persons. Size class 1 to 4 includes establishments with payroll, but no employees, during mid-March pay period. (D) denotes figures withheld to avoid disclosing data for individual companies; the data are included in broader industry totals. Detailed industries with 100 or more employees are shown if industry was not a (D). For explanation of terms, abbreviations, and data reliability/comparability, see introductory text]

NAICS code	Industry	Number of employees for week including March 12	Payroll (\$1,000)		Total number of establishments	Number of establishments by employment-size class								
			First quarter	Annual		1 to 4	5 to 9	10 to 19	20 to 49	50 to 99	100 to 249	250 to 499	500 to 999	1,000 or more
<b>PULASKI—Con.</b>														
<b>62</b>	<b>Health care and social assistance—Con.</b>													
622	Hospitals .....	(F)	(D)	(D)	1	—	—	—	—	—	—	—	1	—
6221	General medical & surgical hospitals .....	(F)	(D)	(D)	1	—	—	—	—	—	—	—	1	—
62211	General medical & surgical hospitals .....	(F)	(D)	(D)	1	—	—	—	—	—	—	—	1	—
623	Nursing & residential care facilities .....	(E)	(D)	(D)	19	6	3	4	3	—	3	—	—	—
6231	Nursing care facilities .....	(C)	(D)	(D)	2	—	—	—	—	—	2	—	—	—
62311	Nursing care facilities .....	(C)	(D)	(D)	2	—	—	—	—	—	2	—	—	—
6232	Residential mental retardation, health facil .....	(C)	(D)	(D)	6	3	2	—	—	—	1	—	—	—
62321	Residential mental retardation facilities .....	(C)	(D)	(D)	6	3	2	—	—	—	1	—	—	—
6233	Community care facilities for the elderly .....	105	240	1 032	7	2	—	2	3	—	—	—	—	—
62331	Community care facilities for the elderly .....	105	240	1 032	7	2	—	2	3	—	—	—	—	—
624	Social assistance .....	850	2 419	10 225	46	15	12	12	3	2	1	1	—	—
6241	Individual & family services .....	466	1 531	6 589	19	8	4	3	2	1	—	1	—	—
62412	Services for elderly & disabled persons .....	357	997	4 477	7	2	1	1	2	—	—	1	—	—
624120	Services for elderly & disabled persons .....	357	997	4 477	7	2	1	1	2	—	—	1	—	—
6243	Vocational rehabilitation services .....	(C)	(D)	(D)	2	1	—	—	—	—	1	—	—	—
62431	Vocational rehabilitation services .....	(C)	(D)	(D)	2	1	—	—	—	—	1	—	—	—
6244	Child day care services .....	171	352	1 467	20	5	7	7	1	—	—	—	—	—
62441	Child day care services .....	171	352	1 467	20	5	7	7	1	—	—	—	—	—
624410	Child day care services .....	171	352	1 467	20	5	7	7	1	—	—	—	—	—
<b>71</b>	<b>Arts, entertainment &amp; recreation .....</b>	<b>109</b>	<b>355</b>	<b>1 969</b>	<b>19</b>	<b>10</b>	<b>4</b>	<b>5</b>	—	—	—	—	—	—
<b>72</b>	<b>Accommodation &amp; food services .....</b>	<b>1 786</b>	<b>3 608</b>	<b>15 509</b>	<b>85</b>	<b>26</b>	<b>6</b>	<b>16</b>	<b>27</b>	<b>8</b>	<b>2</b>	—	—	—
721	Accommodation .....	133	238	1 167	11	4	1	3	3	—	—	—	—	—
7211	Traveler accommodation .....	133	238	1 167	11	4	1	3	3	—	—	—	—	—
72111	Hotels (exc casino hotels) & motels .....	133	238	1 167	11	4	1	3	3	—	—	—	—	—
721110	Hotels (exc casino hotels) & motels .....	133	238	1 167	11	4	1	3	3	—	—	—	—	—
722	Food services & drinking places .....	1 653	3 370	14 342	74	22	5	13	24	8	2	—	—	—
7221	Full-service restaurants .....	605	1 381	5 931	31	11	3	6	7	3	1	—	—	—
72211	Full-service restaurants .....	605	1 381	5 931	31	11	3	6	7	3	1	—	—	—
722110	Full-service restaurants .....	605	1 381	5 931	31	11	3	6	7	3	1	—	—	—
7222	Limited-service eating places .....	792	1 504	6 509	37	9	2	7	15	4	—	—	—	—
72221	Limited-service eating places .....	792	1 504	6 509	37	9	2	7	15	4	—	—	—	—
7223	Special food services .....	256	485	1 902	6	2	—	—	2	1	1	—	—	—
72233	Mobile food services .....	(C)	(D)	(D)	2	—	—	—	1	—	1	—	—	—
<b>81</b>	<b>Other services (except public administration) .....</b>	<b>707</b>	<b>2 392</b>	<b>10 017</b>	<b>123</b>	<b>77</b>	<b>25</b>	<b>14</b>	<b>7</b>	—	—	—	—	—
811	Repair & maintenance .....	211	1 025	4 262	38	23	9	4	2	—	—	—	—	—
8111	Automotive repair & maintenance .....	164	759	3 128	27	15	8	2	2	—	—	—	—	—
812	Personal & laundry services .....	143	420	1 759	24	10	9	5	—	—	—	—	—	—
813	Religious, grantmaking, civic, prof & like organizations .....	353	947	3 996	61	44	7	5	5	—	—	—	—	—
8131	Religious organizations .....	247	625	2 534	47	34	5	5	3	—	—	—	—	—
81311	Religious organizations .....	247	625	2 534	47	34	5	5	3	—	—	—	—	—
813110	Religious organizations .....	247	625	2 534	47	34	5	5	3	—	—	—	—	—
<b>99</b>	<b>Unclassified establishments .....</b>	<b>(A)</b>	<b>(D)</b>	<b>(D)</b>	<b>10</b>	<b>8</b>	<b>2</b>	—	—	—	—	—	—	—
<b>ROBERTSON</b>														
	<b>Total .....</b>	<b>137</b>	<b>403</b>	<b>1 718</b>	<b>22</b>	<b>17</b>	<b>3</b>	<b>1</b>	—	<b>1</b>	—	—	—	—
<b>23</b>	<b>Construction .....</b>	<b>6</b>	<b>26</b>	<b>108</b>	<b>3</b>	<b>2</b>	<b>1</b>	—	—	—	—	—	—	—
<b>31-33</b>	<b>Manufacturing .....</b>	<b>(A)</b>	<b>(D)</b>	<b>(D)</b>	<b>1</b>	<b>1</b>	—	—	—	—	—	—	—	—
<b>44-45</b>	<b>Retail trade .....</b>	<b>(A)</b>	<b>(D)</b>	<b>(D)</b>	<b>5</b>	<b>4</b>	—	<b>1</b>	—	—	—	—	—	—
<b>48-49</b>	<b>Transportation &amp; warehousing .....</b>	<b>(A)</b>	<b>(D)</b>	<b>(D)</b>	<b>1</b>	—	<b>1</b>	—	—	—	—	—	—	—
<b>52</b>	<b>Finance &amp; insurance .....</b>	<b>(A)</b>	<b>(D)</b>	<b>(D)</b>	<b>2</b>	<b>1</b>	<b>1</b>	—	—	—	—	—	—	—
<b>53</b>	<b>Real estate &amp; rental &amp; leasing .....</b>	<b>(A)</b>	<b>(D)</b>	<b>(D)</b>	<b>1</b>	<b>1</b>	—	—	—	—	—	—	—	—
<b>54</b>	<b>Professional, scientific &amp; technical services .....</b>	<b>(A)</b>	<b>(D)</b>	<b>(D)</b>	<b>1</b>	<b>1</b>	—	—	—	—	—	—	—	—
<b>62</b>	<b>Health care and social assistance .....</b>	<b>(B)</b>	<b>(D)</b>	<b>(D)</b>	<b>3</b>	<b>2</b>	—	—	—	<b>1</b>	—	—	—	—
<b>81</b>	<b>Other services (except public administration) .....</b>	<b>7</b>	<b>7</b>	<b>37</b>	<b>5</b>	<b>5</b>	—	—	—	—	—	—	—	—

See footnotes at end of table.

**Table 6. Counties—Employees, Payroll, and Establishments by Industry: 2001—Con.**

[Excludes most government employees, railroad employees, and self-employed persons. Size class 1 to 4 includes establishments with payroll, but no employees, during mid-March pay period. (D) denotes figures withheld to avoid disclosing data for individual companies; the data are included in broader industry totals. Detailed industries with 100 or more employees are shown if industry was not a (D). For explanation of terms, abbreviations, and data reliability/comparability, see introductory text]

NAICS code	Industry	Number of employees for week including March 12	Payroll (\$1,000)		Total number of establishments	Number of establishments by employment-size class								
			First quarter	Annual		1 to 4	5 to 9	10 to 19	20 to 49	50 to 99	100 to 249	250 to 499	500 to 999	1,000 or more
<b>ROCKCASTLE</b>														
	<b>Total</b> .....	<b>2 917</b>	<b>12 126</b>	<b>53 139</b>	<b>213</b>	<b>114</b>	<b>47</b>	<b>27</b>	<b>15</b>	<b>4</b>	<b>3</b>	<b>3</b>	-	-
11	Forestry, fishing, hunting, and agriculture support .....	(A)	(D)	(D)	1	1	-	-	-	-	-	-	-	-
21	Mining .....	(A)	(D)	(D)	1	-	1	-	-	-	-	-	-	-
22	Utilities .....	(A)	(D)	(D)	2	1	1	-	-	-	-	-	-	-
23	Construction .....	108	473	2 314	20	13	3	2	2	-	-	-	-	-
31-33	Manufacturing .....	647	3 010	14 899	10	6	1	-	1	-	-	2	-	-
315	Apparel manufacturing .....	(E)	(D)	(D)	1	-	-	-	-	-	-	1	-	-
3152	Cut & sew apparel mfg .....	(E)	(D)	(D)	1	-	-	-	-	-	-	1	-	-
31522	Men's, boys' cut & sew apparel mfg .....	(E)	(D)	(D)	1	-	-	-	-	-	-	1	-	-
326	Plastics & rubber products mfg .....	(E)	(D)	(D)	1	-	-	-	-	-	-	1	-	-
3261	Plastics product mfg .....	(E)	(D)	(D)	1	-	-	-	-	-	-	1	-	-
32619	Other plastics product mfg .....	(E)	(D)	(D)	1	-	-	-	-	-	-	1	-	-
42	Wholesale trade .....	73	279	1 111	9	4	2	2	1	-	-	-	-	-
44-45	Retail trade .....	476	1 412	6 172	58	31	12	10	3	2	-	-	-	-
445	Food & beverage stores .....	177	370	1 564	6	-	1	2	1	2	-	-	-	-
4451	Grocery stores .....	177	370	1 564	6	-	1	2	1	2	-	-	-	-
44511	Grocery (except convenience) stores .....	(C)	(D)	(D)	4	-	-	1	1	2	-	-	-	-
48-49	Transportation & warehousing .....	210	787	3 039	8	6	1	-	-	-	-	1	-	-
485	Transit & ground passenger transportation .....	(C)	(D)	(D)	1	-	-	-	-	-	-	1	-	-
4859	Oth transit & ground passenger transportation ..	(C)	(D)	(D)	1	-	-	-	-	-	-	1	-	-
48599	Oth transit & ground passenger transportation ..	(C)	(D)	(D)	1	-	-	-	-	-	-	1	-	-
51	Information .....	(B)	(D)	(D)	2	-	1	-	-	1	-	-	-	-
52	Finance & insurance .....	98	504	2 197	11	5	1	4	1	-	-	-	-	-
53	Real estate & rental & leasing .....	24	51	218	3	-	2	1	-	-	-	-	-	-
54	Professional, scientific & technical services .....	37	97	378	10	7	3	-	-	-	-	-	-	-
56	Admin, support, waste mgt, remediation services .....	27	93	389	4	2	1	1	-	-	-	-	-	-
62	Health care and social assistance .....	652	3 923	15 485	26	10	9	4	1	-	1	1	-	-
621	Ambulatory health care services .....	101	617	2 471	15	8	4	2	1	-	-	-	-	-
622	Hospitals .....	(E)	(D)	(D)	1	-	-	-	-	-	-	1	-	-
6221	General medical & surgical hospitals .....	(E)	(D)	(D)	1	-	-	-	-	-	-	1	-	-
62211	General medical & surgical hospitals .....	(E)	(D)	(D)	1	-	-	-	-	-	-	1	-	-
623	Nursing & residential care facilities .....	(C)	(D)	(D)	2	-	1	-	-	-	1	-	-	-
6231	Nursing care facilities .....	(C)	(D)	(D)	1	-	-	-	-	-	1	-	-	-
62311	Nursing care facilities .....	(C)	(D)	(D)	1	-	-	-	-	-	1	-	-	-
71	Arts, entertainment & recreation .....	(C)	(D)	(D)	4	3	-	-	-	-	1	-	-	-
711	Performing arts, spectator sports & related industries .....	(C)	(D)	(D)	1	-	-	-	-	-	1	-	-	-
7111	Performing arts companies .....	(C)	(D)	(D)	1	-	-	-	-	-	1	-	-	-
71111	Theater companies & dinner theaters .....	(C)	(D)	(D)	1	-	-	-	-	-	1	-	-	-
72	Accommodation & food services .....	287	520	2 510	17	4	3	3	6	1	-	-	-	-
722	Food services & drinking places .....	246	441	2 127	13	2	3	2	5	1	-	-	-	-
7222	Limited-service eating places .....	158	289	1 394	7	1	2	1	2	1	-	-	-	-
72221	Limited-service eating places .....	158	289	1 394	7	1	2	1	2	1	-	-	-	-
722211	Limited-service restaurants .....	158	289	1 394	7	1	2	1	2	1	-	-	-	-
81	Other services (except public administration) .....	66	230	984	23	17	6	-	-	-	-	-	-	-
99	Unclassified establishments .....	2	7	27	4	4	-	-	-	-	-	-	-	-
<b>ROWAN</b>														
	<b>Total</b> .....	<b>7 087</b>	<b>35 111</b>	<b>148 123</b>	<b>455</b>	<b>225</b>	<b>105</b>	<b>62</b>	<b>36</b>	<b>17</b>	<b>5</b>	<b>3</b>	<b>2</b>	-
11	Forestry, fishing, hunting, and agriculture support .....	(A)	(D)	(D)	1	1	-	-	-	-	-	-	-	-
22	Utilities .....	(A)	(D)	(D)	2	1	-	1	-	-	-	-	-	-
23	Construction .....	314	1 553	7 843	34	17	8	4	4	1	-	-	-	-
235	Special trade contractors .....	157	618	3 549	22	12	7	2	-	1	-	-	-	-
2351	Plumbing, heating & AC contractor .....	104	456	2 391	9	4	2	2	-	1	-	-	-	-
23511	Plumbing, heating & AC contractor .....	104	456	2 391	9	4	2	2	-	1	-	-	-	-
235110	Plumbing, heating & AC contractor .....	104	456	2 391	9	4	2	2	-	1	-	-	-	-

See footnotes at end of table.

**Table 6. Counties—Employees, Payroll, and Establishments by Industry: 2001—Con.**

[Excludes most government employees, railroad employees, and self-employed persons. Size class 1 to 4 includes establishments with payroll, but no employees, during mid-March pay period. (D) denotes figures withheld to avoid disclosing data for individual companies; the data are included in broader industry totals. Detailed industries with 100 or more employees are shown if industry was not a (D). For explanation of terms, abbreviations, and data reliability/comparability, see introductory text]

NAICS code	Industry	Number of employees for week including March 12	Payroll (\$1,000)		Total number of establishments	Number of establishments by employment-size class								
			First quarter	Annual		1 to 4	5 to 9	10 to 19	20 to 49	50 to 99	100 to 249	250 to 499	500 to 999	1,000 or more
<b>ROWAN—Con.</b>														
<b>31-33</b>	<b>Manufacturing</b>	<b>1 311</b>	<b>7 760</b>	<b>29 939</b>	<b>18</b>	<b>4</b>	<b>4</b>	<b>3</b>	<b>1</b>	<b>3</b>	<b>1</b>	<b>1</b>	<b>1</b>	<b>—</b>
315	Apparel manufacturing (C)	(D)	(D)	(D)	2	1	—	—	—	—	—	—	—	—
3152	Cut & sew apparel mfg (C)	(D)	(D)	(D)	2	1	—	—	—	—	—	1	—	—
31522	Men's, boys' cut & sew apparel mfg (C)	(D)	(D)	(D)	2	1	—	—	—	—	—	1	—	—
321	Wood product mfg (E)	(D)	(D)	(D)	7	—	1	2	1	3	—	—	—	—
3211	Sawmills & wood preservation (E)	197	679	2 813	5	—	1	1	1	2	—	—	—	—
32111	Sawmills & wood preservation (E)	197	679	2 813	5	—	1	1	1	2	—	—	—	—
321113	Sawmills (E)	197	679	2 813	5	—	1	1	1	2	—	—	—	—
332	Fabricated metal product mfg (E)	(D)	(D)	(D)	2	1	—	—	—	—	—	—	1	—
3329	Other fabricated metal product mfg (E)	(D)	(D)	(D)	2	1	—	—	—	—	—	—	1	—
33299	All other fabricated metal product mfg (E)	(D)	(D)	(D)	2	1	—	—	—	—	—	—	1	—
336	Transportation equipment mfg (F)	(D)	(D)	(D)	1	—	—	—	—	—	—	—	—	1
3363	Motor vehicle parts mfg (F)	(D)	(D)	(D)	1	—	—	—	—	—	—	—	—	1
33637	Motor vehicle metal stamping (F)	(D)	(D)	(D)	1	—	—	—	—	—	—	—	—	1
<b>42</b>	<b>Wholesale trade</b>	<b>235</b>	<b>1 227</b>	<b>4 728</b>	<b>29</b>	<b>18</b>	<b>7</b>	<b>1</b>	<b>1</b>	<b>2</b>	<b>—</b>	<b>—</b>	<b>—</b>	<b>—</b>
421	Wholesale trade, durable goods (E)	180	848	3 281	19	11	5	1	—	2	—	—	—	—
4213	Lumber & other construction materials whse (E)	121	559	2 103	6	3	1	—	—	2	—	—	—	—
42131	Lumber, plywood, millwork & wood panel whse (C)	(D)	(D)	(D)	5	2	1	—	—	2	—	—	—	—
<b>44-45</b>	<b>Retail trade</b>	<b>1 272</b>	<b>4 448</b>	<b>18 546</b>	<b>122</b>	<b>60</b>	<b>34</b>	<b>18</b>	<b>6</b>	<b>2</b>	<b>1</b>	<b>1</b>	<b>—</b>	<b>—</b>
441	Motor vehicle & parts dealers (E)	139	639	2 632	19	11	3	4	1	—	—	—	—	—
445	Food & beverage stores (E)	285	805	3 327	12	3	4	2	—	2	1	—	—	—
4451	Grocery stores (E)	265	765	3 153	9	2	3	1	—	2	1	—	—	—
44511	Grocery (except convenience) stores (E)	252	733	3 010	5	—	1	1	—	2	1	—	—	—
445110	Grocery (except convenience) stores (E)	252	733	3 010	5	—	1	1	—	2	1	—	—	—
447	Gasoline stations (E)	193	503	2 092	22	7	9	4	2	—	—	—	—	—
4471	Gasoline stations (E)	193	503	2 092	22	7	9	4	2	—	—	—	—	—
44711	Gasoline stations with convenience stores (E)	136	371	1 515	15	4	8	1	2	—	—	—	—	—
447110	Gasoline stations with convenience stores (E)	136	371	1 515	15	4	8	1	2	—	—	—	—	—
452	General merchandise stores (E)	303	1 159	4 518	6	1	3	—	1	—	—	—	1	—
4521	Department stores (E)	(D)	(D)	(D)	1	—	—	—	—	—	—	—	1	—
45211	Department stores (E)	(D)	(D)	(D)	1	—	—	—	—	—	—	—	1	—
<b>48-49</b>	<b>Transportation &amp; warehousing</b>	<b>67</b>	<b>452</b>	<b>1 899</b>	<b>17</b>	<b>15</b>	<b>—</b>	<b>1</b>	<b>1</b>	<b>—</b>	<b>—</b>	<b>—</b>	<b>—</b>	<b>—</b>
<b>51</b>	<b>Information</b>	<b>136</b>	<b>1 015</b>	<b>4 478</b>	<b>10</b>	<b>4</b>	<b>—</b>	<b>2</b>	<b>4</b>	<b>—</b>	<b>—</b>	<b>—</b>	<b>—</b>	<b>—</b>
<b>52</b>	<b>Finance &amp; insurance</b>	<b>173</b>	<b>1 217</b>	<b>5 129</b>	<b>29</b>	<b>19</b>	<b>6</b>	<b>3</b>	<b>1</b>	<b>—</b>	<b>—</b>	<b>—</b>	<b>—</b>	<b>—</b>
522	Credit intermediation & related activities (E)	115	646	2 956	14	8	3	2	1	—	—	—	—	—
<b>53</b>	<b>Real estate &amp; rental &amp; leasing</b>	<b>64</b>	<b>219</b>	<b>967</b>	<b>17</b>	<b>13</b>	<b>3</b>	<b>—</b>	<b>1</b>	<b>—</b>	<b>—</b>	<b>—</b>	<b>—</b>	<b>—</b>
<b>54</b>	<b>Professional, scientific &amp; technical services</b>	<b>72</b>	<b>275</b>	<b>1 083</b>	<b>19</b>	<b>13</b>	<b>5</b>	<b>1</b>	<b>—</b>	<b>—</b>	<b>—</b>	<b>—</b>	<b>—</b>	<b>—</b>
<b>55</b>	<b>Management of companies &amp; enterprises</b>	<b>(B)</b>	<b>(D)</b>	<b>(D)</b>	<b>2</b>	<b>—</b>	<b>1</b>	<b>1</b>	<b>—</b>	<b>—</b>	<b>—</b>	<b>—</b>	<b>—</b>	<b>—</b>
<b>56</b>	<b>Admin, support, waste mgt, remediation services</b>	<b>123</b>	<b>824</b>	<b>3 001</b>	<b>14</b>	<b>8</b>	<b>2</b>	<b>1</b>	<b>3</b>	<b>—</b>	<b>—</b>	<b>—</b>	<b>—</b>	<b>—</b>
<b>61</b>	<b>Educational services</b>	<b>(A)</b>	<b>(D)</b>	<b>(D)</b>	<b>2</b>	<b>—</b>	<b>1</b>	<b>1</b>	<b>—</b>	<b>—</b>	<b>—</b>	<b>—</b>	<b>—</b>	<b>—</b>
<b>62</b>	<b>Health care and social assistance</b>	<b>1 653</b>	<b>11 020</b>	<b>48 308</b>	<b>47</b>	<b>17</b>	<b>11</b>	<b>10</b>	<b>2</b>	<b>3</b>	<b>3</b>	<b>—</b>	<b>1</b>	<b>—</b>
621	Ambulatory health care services (E)	520	4 471	19 492	22	7	7	3	1	2	2	—	—	—
6211	Offices of physicians (E)	161	2 407	10 504	8	2	3	1	—	2	—	—	—	—
62111	Offices of physicians (E)	161	2 407	10 504	8	2	3	1	—	2	—	—	—	—
621111	Offices of physicians (exc mental health) (E)	161	2 407	10 504	8	2	3	1	—	2	—	—	—	—
6213	Offices of other health practitioners (E)	157	635	2 603	7	3	2	—	1	—	1	—	—	—
62133	Offices of other mental health practitioners (C)	(D)	(D)	(D)	2	1	—	—	—	—	1	—	—	—
6216	Home health care services (C)	(D)	(D)	(D)	1	—	—	—	—	—	1	—	—	—
62161	Home health care services (C)	(D)	(D)	(D)	1	—	—	—	—	—	1	—	—	—
622	Hospitals (F)	(D)	(D)	(D)	1	—	—	—	—	—	—	—	—	1
6221	General medical & surgical hospitals (F)	(D)	(D)	(D)	1	—	—	—	—	—	—	—	—	1
62211	General medical & surgical hospitals (F)	(D)	(D)	(D)	1	—	—	—	—	—	—	—	—	1
623	Nursing & residential care facilities (E)	(D)	(D)	(D)	4	1	—	1	—	1	1	—	—	—
6232	Residential mental retardation, health facil (C)	(D)	(D)	(D)	1	—	—	—	—	—	1	—	—	—
62321	Residential mental retardation facilities (C)	(D)	(D)	(D)	1	—	—	—	—	—	1	—	—	—
624	Social assistance (C)	(D)	(D)	(D)	20	9	4	6	1	—	—	—	—	—
<b>71</b>	<b>Arts, entertainment &amp; recreation</b>	<b>37</b>	<b>122</b>	<b>642</b>	<b>8</b>	<b>4</b>	<b>3</b>	<b>1</b>	<b>—</b>	<b>—</b>	<b>—</b>	<b>—</b>	<b>—</b>	<b>—</b>
<b>72</b>	<b>Accommodation &amp; food services</b>	<b>863</b>	<b>1 704</b>	<b>7 722</b>	<b>45</b>	<b>9</b>	<b>10</b>	<b>9</b>	<b>12</b>	<b>5</b>	<b>—</b>	<b>—</b>	<b>—</b>	<b>—</b>
722	Food services & drinking places (E)	776	1 472	6 664	39	6	10	8	10	5	—	—	—	—
7221	Full-service restaurants (E)	216	347	1 585	9	1	2	2	2	2	—	—	—	—
72211	Full-service restaurants (E)	216	347	1 585	9	1	2	2	2	2	—	—	—	—
722110	Full-service restaurants (E)	216	347	1 585	9	1	2	2	2	2	—	—	—	—
7222	Limited-service eating places (E)	417	917	4 100	25	4	6	6	8	1	—	—	—	—
72221	Limited-service eating places (E)	417	917	4 100	25	4	6	6	8	1	—	—	—	—
722211	Limited-service restaurants (E)	399	886	3 967	22	3	5	5	8	1	—	—	—	—
7223	Special food services (C)	(D)	(D)	(D)	3	—	1	—	—	2	—	—	—	—

See footnotes at end of table.

**Table 6. Counties—Employees, Payroll, and Establishments by Industry: 2001—Con.**

[Excludes most government employees, railroad employees, and self-employed persons. Size class 1 to 4 includes establishments with payroll, but no employees, during mid-March pay period. (D) denotes figures withheld to avoid disclosing data for individual companies; the data are included in broader industry totals. Detailed industries with 100 or more employees are shown if industry was not a (D). For explanation of terms, abbreviations, and data reliability/comparability, see introductory text]

NAICS code	Industry	Number of employees for week including March 12	Payroll (\$1,000)		Total number of establishments	Number of establishments by employment-size class								
			First quarter	Annual		1 to 4	5 to 9	10 to 19	20 to 49	50 to 99	100 to 249	250 to 499	500 to 999	1,000 or more
<b>ROWAN—Con.</b>														
81	<b>Other services (except public administration)</b>	252	740	2 759	34	18	10	5	—	1	—	—	—	—
813	Religious, grantmaking, civic, prof & like organizations	(C)	(D)	(D)	15	9	3	2	—	1	—	—	—	—
8131	Religious organizations	138	358	1 244	12	6	3	2	—	1	—	—	—	—
81311	Religious organizations	138	358	1 244	12	6	3	2	—	1	—	—	—	—
813110	Religious organizations	138	358	1 244	12	6	3	2	—	1	—	—	—	—
95	<b>Auxiliaries (exc corporate, subsidiary &amp; regional mgt)</b>	(E)	(D)	(D)	1	—	—	—	—	—	—	1	—	—
99	<b>Unclassified establishments</b>	(A)	(D)	(D)	4	4	—	—	—	—	—	—	—	—
<b>RUSSELL</b>														
	<b>Total</b>	4 227	19 231	84 183	361	203	95	34	18	4	5	1	1	—
11	<b>Forestry, fishing, hunting, and agriculture support</b>	(A)	(D)	(D)	1	1	—	—	—	—	—	—	—	—
22	<b>Utilities</b>	(A)	(D)	(D)	2	1	1	—	—	—	—	—	—	—
23	<b>Construction</b>	273	1 646	6 662	37	28	6	1	1	—	1	—	—	—
233	Building, developing & general contracting	161	1 176	4 551	6	3	2	—	—	—	1	—	—	—
2333	Nonresidential building construction	(C)	(D)	(D)	5	3	1	—	—	—	1	—	—	—
23332	Commercial & institutional bldg construction	(C)	(D)	(D)	5	3	1	—	—	—	1	—	—	—
31-33	<b>Manufacturing</b>	1 307	7 236	32 690	26	9	7	5	3	—	1	—	1	—
315	Apparel manufacturing	(F)	(D)	(D)	1	—	—	—	—	—	—	—	1	—
3151	Apparel knitting mills	(F)	(D)	(D)	1	—	—	—	—	—	—	—	1	—
31519	Other apparel knitting mills	(F)	(D)	(D)	1	—	—	—	—	—	—	—	1	—
335	Electrical equip, appliance & component mfg	(C)	(D)	(D)	1	—	—	—	—	—	1	—	—	—
3359	Other electrical equipment & component mfg	(C)	(D)	(D)	1	—	—	—	—	—	1	—	—	—
33591	Battery mfg	(C)	(D)	(D)	1	—	—	—	—	—	1	—	—	—
42	<b>Wholesale trade</b>	521	2 178	9 460	14	7	4	1	1	—	—	1	—	—
421	Wholesale trade, durable goods	(E)	(D)	(D)	7	3	2	1	—	—	—	1	—	—
4215	Metal & mineral (except petroleum) whse	(E)	(D)	(D)	1	—	—	—	—	—	—	1	—	—
42151	Metal service centers & offices whse	(E)	(D)	(D)	1	—	—	—	—	—	—	1	—	—
44-45	<b>Retail trade</b>	780	2 806	12 353	98	56	27	9	3	1	2	—	—	—
442	Furniture & home furnishing stores	(C)	(D)	(D)	3	2	—	—	—	—	1	—	—	—
4422	Home furnishings stores	(C)	(D)	(D)	1	—	—	—	—	—	1	—	—	—
44221	Floor covering stores	(C)	(D)	(D)	1	—	—	—	—	—	1	—	—	—
445	Food & beverage stores	202	543	2 225	14	7	3	2	1	—	1	—	—	—
4451	Grocery stores	(C)	(D)	(D)	12	6	2	2	1	—	1	—	—	—
44511	Grocery (except convenience) stores	181	492	1 962	10	5	1	2	1	—	1	—	—	—
445110	Grocery (except convenience) stores	181	492	1 962	10	5	1	2	1	—	1	—	—	—
447	Gasoline stations	102	270	1 067	16	7	6	2	1	—	—	—	—	—
4471	Gasoline stations	102	270	1 067	16	7	6	2	1	—	—	—	—	—
452	General merchandise stores	119	353	1 686	7	3	3	—	—	1	—	—	—	—
48-49	<b>Transportation &amp; warehousing</b>	(A)	(D)	(D)	4	3	1	—	—	—	—	—	—	—
51	<b>Information</b>	77	615	2 292	6	2	2	1	1	—	—	—	—	—
52	<b>Finance &amp; insurance</b>	121	805	3 282	17	8	7	—	2	—	—	—	—	—
53	<b>Real estate &amp; rental &amp; leasing</b>	22	83	388	6	4	2	—	—	—	—	—	—	—
54	<b>Professional, scientific &amp; technical services</b>	86	465	2 009	22	15	5	2	—	—	—	—	—	—
55	<b>Management of companies &amp; enterprises</b>	(B)	(D)	(D)	3	—	1	2	—	—	—	—	—	—
56	<b>Admin, support, waste mgt, remediation services</b>	47	179	780	10	4	6	—	—	—	—	—	—	—
61	<b>Educational services</b>	28	94	384	6	3	3	—	—	—	—	—	—	—
62	<b>Health care and social assistance</b>	330	1 242	5 139	35	16	10	6	2	—	1	—	—	—
621	Ambulatory health care services	106	518	2 319	21	11	9	—	1	—	—	—	—	—
623	Nursing & residential care facilities	(C)	(D)	(D)	2	—	—	1	—	—	1	—	—	—
6231	Nursing care facilities	(C)	(D)	(D)	1	—	—	—	—	—	1	—	—	—
62311	Nursing care facilities	(C)	(D)	(D)	1	—	—	—	—	—	1	—	—	—
71	<b>Arts, entertainment &amp; recreation</b>	41	142	1 400	9	5	2	2	—	—	—	—	—	—
72	<b>Accommodation &amp; food services</b>	395	705	3 166	29	10	7	5	5	2	—	—	—	—
722	Food services & drinking places	367	661	2 970	25	8	6	4	5	2	—	—	—	—
7221	Full-service restaurants	145	257	1 155	14	7	3	1	2	1	—	—	—	—
72211	Full-service restaurants	145	257	1 155	14	7	3	1	2	1	—	—	—	—
722110	Full-service restaurants	145	257	1 155	14	7	3	1	2	1	—	—	—	—
7222	Limited-service eating places	222	404	1 815	11	1	3	3	3	1	—	—	—	—
72221	Limited-service eating places	222	404	1 815	11	1	3	3	3	1	—	—	—	—
722211	Limited-service restaurants	222	404	1 815	11	1	3	3	3	1	—	—	—	—
81	<b>Other services (except public administration)</b>	133	567	2 352	33	28	4	—	—	1	—	—	—	—
99	<b>Unclassified establishments</b>	(A)	(D)	(D)	3	3	—	—	—	—	—	—	—	—

See footnotes at end of table.

**Table 6. Counties—Employees, Payroll, and Establishments by Industry: 2001—Con.**

[Excludes most government employees, railroad employees, and self-employed persons. Size class 1 to 4 includes establishments with payroll, but no employees, during mid-March pay period. (D) denotes figures withheld to avoid disclosing data for individual companies; the data are included in broader industry totals. Detailed industries with 100 or more employees are shown if industry was not a (D). For explanation of terms, abbreviations, and data reliability/comparability, see introductory text]

NAICS code	Industry	Number of employees for week including March 12	Payroll (\$1,000)		Total number of establishments	Number of establishments by employment-size class									
			First quarter	Annual		1 to 4	5 to 9	10 to 19	20 to 49	50 to 99	100 to 249	250 to 499	500 to 999	1,000 or more	
<b>SCOTT</b>															
	<b>Total</b> .....	<b>19 866</b>	<b>173 924</b>	<b>807 555</b>	<b>682</b>	<b>346</b>	<b>135</b>	<b>94</b>	<b>60</b>	<b>20</b>	<b>18</b>	<b>7</b>	<b>1</b>	<b>1</b>	
11	Forestry, fishing, hunting, and agriculture support .....	54	242	1 052	6	2	3	—	1	—	—	—	—	—	
21	Mining .....	(B)	(D)	(D)	1	—	—	—	1	—	—	—	—	—	
22	Utilities .....	(A)	(D)	(D)	1	1	—	—	—	—	—	—	—	—	
23	Construction .....	323	2 563	10 483	70	54	8	4	4	—	—	—	—	—	
235	Special trade contractors .....	243	1 954	8 038	47	35	5	4	3	—	—	—	—	—	
2351	Plumbing, heating & AC contractor .....	106	926	4 208	8	4	1	1	2	—	—	—	—	—	
23511	Plumbing, heating & AC contractor .....	106	926	4 208	8	4	1	1	2	—	—	—	—	—	
235110	Plumbing, heating & AC contractor .....	106	926	4 208	8	4	1	1	2	—	—	—	—	—	
31-33	<b>Manufacturing</b> .....	<b>9 864</b>	<b>121 992</b>	<b>588 504</b>	<b>42</b>	<b>12</b>	<b>4</b>	<b>6</b>	<b>9</b>	<b>3</b>	<b>5</b>	<b>2</b>	—	<b>1</b>	
326	Plastics & rubber products mfg .....	(C)	(D)	(D)	2	—	—	1	—	—	1	—	—	—	
3261	Plastics product mfg .....	(C)	(D)	(D)	2	—	—	1	—	—	1	—	—	—	
32619	Other plastics product mfg .....	(C)	(D)	(D)	2	—	—	1	—	—	1	—	—	—	
332	Fabricated metal product mfg .....	1 024	8 146	33 580	19	4	3	2	5	2	2	1	—	—	
3321	Forging & stamping .....	(E)	(D)	(D)	3	1	—	—	—	—	1	1	—	—	
33211	Forging & stamping .....	(E)	(D)	(D)	3	1	—	—	—	—	1	1	—	—	
3326	Spring & wire product mfg .....	(C)	(D)	(D)	1	—	—	—	—	—	1	—	—	—	
33261	Spring & wire product mfg .....	(C)	(D)	(D)	1	—	—	—	—	—	1	—	—	—	
3327	Mach shops, turn prod, screw, nut, bolt mfg ....	108	705	3 143	8	1	2	2	3	—	—	—	—	—	
335	Electrical equip, appliance & component mfg .....	(C)	(D)	(D)	2	—	—	—	1	—	1	—	—	—	
3359	Other electrical equipment & component mfg ...	(C)	(D)	(D)	1	—	—	—	—	—	1	—	—	—	
33593	Wiring device mfg .....	(C)	(D)	(D)	1	—	—	—	—	—	1	—	—	—	
336	Transportation equipment mfg .....	(I)	(D)	(D)	3	—	—	—	—	—	1	1	—	1	
3361	Motor vehicle mfg .....	(I)	(D)	(D)	1	—	—	—	—	—	—	—	—	1	
33611	Automobile & light duty motor vehicle mfg ....	(I)	(D)	(D)	1	—	—	—	—	—	—	—	—	1	
3363	Motor vehicle parts mfg .....	(E)	(D)	(D)	2	—	—	—	—	—	1	1	—	—	
33636	Motor vehicle seating & interior trim mfg .....	(E)	(D)	(D)	1	—	—	—	—	—	1	—	—	—	
33639	Other motor vehicle parts mfg .....	(C)	(D)	(D)	1	—	—	—	—	—	1	—	—	—	
42	<b>Wholesale trade</b> .....	<b>1 008</b>	<b>9 036</b>	<b>38 161</b>	<b>27</b>	<b>9</b>	<b>6</b>	<b>4</b>	<b>2</b>	<b>3</b>	<b>2</b>	<b>1</b>	—	—	
421	Wholesale trade, durable goods .....	860	8 245	35 416	17	6	3	3	—	2	2	1	—	—	
4211	Motor vehicle, motor vehicle pt & supply whsle .	(C)	(D)	(D)	2	—	1	—	—	—	1	—	—	—	
42111	Automobile & other motor vehicle whsle .....	(C)	(D)	(D)	1	—	—	—	—	—	1	—	—	—	
4218	Machinery, equipment & supplies whsle .....	474	4 514	18 793	8	2	2	2	—	1	—	1	—	—	
42183	Industrial machinery & equipment whsle .....	(E)	(D)	(D)	3	1	—	—	—	1	—	1	—	—	
4219	Miscellaneous durable goods whsle .....	(C)	(D)	(D)	2	—	—	1	—	—	1	—	—	—	
42193	Recyclable material whsle .....	(C)	(D)	(D)	2	—	—	—	—	—	1	—	—	—	
422	Wholesale trade, nondurable goods .....	148	791	2 745	10	3	3	1	2	1	—	—	—	—	
44-45	<b>Retail trade</b> .....	<b>1 578</b>	<b>6 170</b>	<b>24 817</b>	<b>119</b>	<b>41</b>	<b>43</b>	<b>22</b>	<b>8</b>	<b>3</b>	<b>1</b>	<b>1</b>	—	—	
441	Motor vehicle & parts dealers .....	139	865	3 993	12	4	4	3	—	1	—	—	—	—	
444	Bldg material & garden equip & supp dealers .....	111	704	2 617	15	7	5	2	1	—	—	—	—	—	
445	Food & beverage stores .....	434	1 422	5 583	10	4	—	1	3	1	—	1	—	—	
4451	Grocery stores .....	(E)	(D)	(D)	8	2	—	1	3	1	—	1	—	—	
44511	Grocery (except convenience) stores .....	426	1 391	5 451	7	1	—	1	3	1	—	1	—	—	
445110	Grocery (except convenience) stores .....	426	1 391	5 451	7	1	—	1	3	1	—	1	—	—	
447	Gasoline stations .....	231	988	3 348	21	3	8	9	1	—	—	—	—	—	
4471	Gasoline stations .....	231	988	3 348	21	3	8	9	1	—	—	—	—	—	
44711	Gasoline stations with convenience stores .....	178	654	2 028	14	2	3	8	1	—	—	—	—	—	
447110	Gasoline stations with convenience stores .....	178	654	2 028	14	2	3	8	1	—	—	—	—	—	
448	Clothing & clothing accessories stores .....	139	337	1 253	23	7	12	4	—	—	—	—	—	—	
452	General merchandise stores .....	(E)	(D)	(D)	4	—	2	—	—	1	1	—	—	—	
4521	Department stores .....	(E)	(D)	(D)	2	—	—	—	—	1	1	—	—	—	
45211	Department stores .....	(E)	(D)	(D)	2	—	—	—	—	1	1	—	—	—	
48-49	<b>Transportation &amp; warehousing</b> .....	<b>697</b>	<b>6 690</b>	<b>27 464</b>	<b>32</b>	<b>19</b>	<b>5</b>	<b>2</b>	<b>2</b>	<b>2</b>	<b>2</b>	—	—	—	
484	Truck transportation .....	618	5 965	24 372	20	10	3	2	2	1	2	—	—	—	
4841	General freight trucking .....	242	2 256	8 971	13	9	1	2	—	—	1	—	—	—	
48412	General freight trucking, long-distance .....	(C)	(D)	(D)	5	3	—	1	—	—	1	—	—	—	
4842	Specialized freight trucking .....	376	3 709	15 401	7	1	2	—	2	1	1	—	—	—	
48422	Specialized freight (exc used) trucking, local ..	(E)	(D)	(D)	4	1	1	—	1	—	1	—	—	—	
48423	Specialized freight (exc used) trucking, LDist .	(C)	(D)	(D)	3	—	1	—	1	1	—	—	—	—	
51	<b>Information</b> .....	<b>77</b>	<b>563</b>	<b>3 071</b>	<b>11</b>	<b>7</b>	<b>1</b>	<b>2</b>	<b>1</b>	—	—	—	—	—	
52	<b>Finance &amp; insurance</b> .....	<b>234</b>	<b>1 447</b>	<b>6 788</b>	<b>39</b>	<b>24</b>	<b>10</b>	<b>2</b>	<b>3</b>	—	—	—	—	—	
522	Credit intermediation & related activities .....	196	1 214	5 329	26	14	7	2	3	—	—	—	—	—	
5221	Depository credit intermediation .....	(C)	(D)	(D)	16	4	7	2	3	—	—	—	—	—	
52211	Commercial banking .....	163	1 009	4 226	14	4	6	1	3	—	—	—	—	—	
522110	Commercial banking .....	163	1 009	4 226	14	4	6	1	3	—	—	—	—	—	
53	<b>Real estate &amp; rental &amp; leasing</b> .....	<b>117</b>	<b>623</b>	<b>2 938</b>	<b>26</b>	<b>16</b>	<b>6</b>	<b>4</b>	—	—	—	—	—	—	
54	<b>Professional, scientific &amp; technical services</b> .....	<b>259</b>	<b>1 699</b>	<b>7 499</b>	<b>49</b>	<b>36</b>	<b>2</b>	<b>8</b>	<b>3</b>	—	—	—	—	—	
541	Professional, scientific & technical services .....	259	1 699	7 499	49	36	2	8	3	—	—	—	—	—	
55	<b>Management of companies &amp; enterprises</b> .....	<b>14</b>	<b>294</b>	<b>781</b>	<b>3</b>	<b>1</b>	<b>2</b>	—	—	—	—	—	—	—	

See footnotes at end of table.

**Table 6. Counties—Employees, Payroll, and Establishments by Industry: 2001—Con.**

[Excludes most government employees, railroad employees, and self-employed persons. Size class 1 to 4 includes establishments with payroll, but no employees, during mid-March pay period. (D) denotes figures withheld to avoid disclosing data for individual companies; the data are included in broader industry totals. Detailed industries with 100 or more employees are shown if industry was not a (D). For explanation of terms, abbreviations, and data reliability/comparability, see introductory text]

NAICS code	Industry	Number of employees for week including March 12	Payroll (\$1,000)		Total number of establishments	Number of establishments by employment-size class								
			First quarter	Annual		1 to 4	5 to 9	10 to 19	20 to 49	50 to 99	100 to 249	250 to 499	500 to 999	1,000 or more
<b>SCOTT—Con.</b>														
<b>56</b>	<b>Admin, support, waste mgmt, remediation services</b>	<b>1 656</b>	<b>7 055</b>	<b>30 065</b>	<b>36</b>	<b>18</b>	<b>4</b>	<b>1</b>	<b>5</b>	<b>3</b>	<b>3</b>	<b>2</b>	—	—
561	Administrative & support services	1 656	7 055	30 065	36	18	4	1	5	3	3	2	—	—
5613	Employment services	1 187	5 173	22 756	10	1	—	—	3	3	1	2	—	—
56132	Temporary help services	1 187	5 173	22 756	10	1	—	—	3	3	1	2	—	—
561320	Temporary help services	1 187	5 173	22 756	10	1	—	—	3	3	1	2	—	—
5616	Investigation & security services	(C)	(D)	(D)	3	1	—	—	1	—	1	—	—	—
56162	Security systems services	(C)	(D)	(D)	3	1	—	—	1	—	1	—	—	—
5617	Services to buildings & dwellings	257	806	3 084	14	9	2	1	1	—	1	—	—	—
56172	Janitorial services	(C)	(D)	(D)	4	2	1	—	—	—	1	—	—	—
<b>61</b>	<b>Educational services</b>	<b>(F)</b>	<b>(D)</b>	<b>(D)</b>	<b>4</b>	<b>2</b>	—	—	<b>1</b>	—	—	—	<b>1</b>	—
611	Educational services	(F)	(D)	(D)	4	2	—	—	1	—	—	—	1	—
6113	Colleges, universities & professional schools	(F)	(D)	(D)	1	—	—	—	—	—	—	—	1	—
61131	Colleges, universities & professional schools	(F)	(D)	(D)	1	—	—	—	—	—	—	—	1	—
<b>62</b>	<b>Health care and social assistance</b>	<b>1 221</b>	<b>6 028</b>	<b>23 633</b>	<b>58</b>	<b>22</b>	<b>15</b>	<b>13</b>	<b>3</b>	<b>2</b>	<b>2</b>	<b>1</b>	—	—
621	Ambulatory health care services	255	2 042	8 796	38	18	11	7	2	—	—	—	—	—
6211	Offices of physicians	135	1 337	5 777	16	8	2	4	2	—	—	—	—	—
62111	Offices of physicians	135	1 337	5 777	16	8	2	4	2	—	—	—	—	—
621111	Offices of physicians (exc mental health)	135	1 337	5 777	16	8	2	4	2	—	—	—	—	—
622	Hospitals	(E)	(D)	(D)	1	—	—	—	—	—	—	1	—	—
6221	General medical & surgical hospitals	(E)	(D)	(D)	1	—	—	—	—	—	—	1	—	—
62211	General medical & surgical hospitals	(E)	(D)	(D)	1	—	—	—	—	—	—	1	—	—
623	Nursing & residential care facilities	(C)	(D)	(D)	4	—	—	2	—	1	1	—	—	—
6231	Nursing care facilities	(C)	(D)	(D)	2	—	—	—	—	1	1	—	—	—
62311	Nursing care facilities	(C)	(D)	(D)	2	—	—	—	—	1	1	—	—	—
624	Social assistance	360	1 150	4 629	15	4	4	4	1	1	1	—	—	—
6244	Child day care services	246	844	3 359	10	4	2	2	1	—	1	—	—	—
62441	Child day care services	246	844	3 359	10	4	2	2	1	—	1	—	—	—
624410	Child day care services	246	844	3 359	10	4	2	2	1	—	1	—	—	—
<b>71</b>	<b>Arts, entertainment &amp; recreation</b>	<b>68</b>	<b>237</b>	<b>1 167</b>	<b>12</b>	<b>7</b>	<b>2</b>	<b>2</b>	<b>1</b>	—	—	—	—	—
<b>72</b>	<b>Accommodation &amp; food services</b>	<b>1 246</b>	<b>3 388</b>	<b>14 890</b>	<b>50</b>	<b>10</b>	<b>6</b>	<b>14</b>	<b>4</b>	<b>2</b>	—	—	—	—
721	Accommodation	132	288	1 305	11	2	2	7	—	—	—	—	—	—
7211	Traveler accommodation	132	288	1 305	11	2	2	7	—	—	—	—	—	—
72111	Hotels (exc casino hotels) & motels	132	288	1 305	11	2	2	7	—	—	—	—	—	—
721110	Hotels (exc casino hotels) & motels	132	288	1 305	11	2	2	7	—	—	—	—	—	—
722	Food services & drinking places	1 114	3 100	13 585	39	8	4	7	14	4	2	—	—	—
7221	Full-service restaurants	464	1 195	5 563	14	2	1	4	4	2	1	—	—	—
72211	Full-service restaurants	464	1 195	5 563	14	2	1	4	4	2	1	—	—	—
722110	Full-service restaurants	464	1 195	5 563	14	2	1	4	4	2	1	—	—	—
7222	Limited-service eating places	426	1 019	4 537	20	4	2	3	10	1	—	—	—	—
72221	Limited-service eating places	426	1 019	4 537	20	4	2	3	10	1	—	—	—	—
7223	Special food services	224	886	3 485	5	2	1	—	—	1	1	—	—	—
72231	Food service contractors	(C)	(D)	(D)	4	1	1	—	—	1	1	—	—	—
<b>81</b>	<b>Other services (except public administration)</b>	<b>612</b>	<b>2 469</b>	<b>10 968</b>	<b>88</b>	<b>58</b>	<b>17</b>	<b>10</b>	<b>2</b>	—	<b>1</b>	—	—	—
811	Repair & maintenance	400	1 801	8 238	34	23	3	5	2	—	1	—	—	—
8111	Automotive repair & maintenance	158	805	4 171	21	13	2	4	2	—	—	—	—	—
8113	Commercial equipment (exc auto & elec)	234	963	3 935	9	7	—	1	—	—	1	—	—	—
81131	R&M Commercial equipment (exc auto & elec)	234	963	3 935	9	7	—	1	—	—	1	—	—	—
811310	R&M Commercial equipment (exc auto & elec)	234	963	3 935	9	7	—	1	—	—	1	—	—	—
813	Religious, grantmaking, civic, prof & like organizations	122	392	1 620	31	21	8	2	—	—	—	—	—	—
8131	Religious organizations	117	361	1 479	27	17	8	2	—	—	—	—	—	—
81311	Religious organizations	117	361	1 479	27	17	8	2	—	—	—	—	—	—
813110	Religious organizations	117	361	1 479	27	17	8	2	—	—	—	—	—	—
<b>95</b>	<b>Auxiliaries (exc corporate, subsidiary &amp; regional mgt)</b>	<b>(A)</b>	<b>(D)</b>	<b>(D)</b>	<b>1</b>	—	<b>1</b>	—	—	—	—	—	—	—
<b>99</b>	<b>Unclassified establishments</b>	<b>9</b>	<b>72</b>	<b>416</b>	<b>7</b>	<b>7</b>	—	—	—	—	—	—	—	—
<b>SHELBY</b>														
	<b>Total</b>	<b>11 777</b>	<b>83 710</b>	<b>335 632</b>	<b>740</b>	<b>402</b>	<b>150</b>	<b>83</b>	<b>63</b>	<b>22</b>	<b>9</b>	<b>10</b>	<b>1</b>	—
<b>11</b>	<b>Forestry, fishing, hunting, and agriculture support</b>	<b>(B)</b>	<b>(D)</b>	<b>(D)</b>	<b>9</b>	<b>5</b>	<b>3</b>	<b>1</b>	—	—	—	—	—	—
<b>22</b>	<b>Utilities</b>	<b>74</b>	<b>1 336</b>	<b>3 891</b>	<b>4</b>	—	<b>1</b>	<b>2</b>	<b>1</b>	—	—	—	—	—
<b>23</b>	<b>Construction</b>	<b>342</b>	<b>1 874</b>	<b>7 772</b>	<b>89</b>	<b>70</b>	<b>11</b>	<b>4</b>	<b>4</b>	—	—	—	—	—
233	Building, developing & general contracting	115	487	2 130	27	23	2	—	2	—	—	—	—	—
235	Special trade contractors	218	1 352	5 291	57	43	8	4	2	—	—	—	—	—

See footnotes at end of table.

**Table 6. Counties—Employees, Payroll, and Establishments by Industry: 2001—Con.**

[Excludes most government employees, railroad employees, and self-employed persons. Size class 1 to 4 includes establishments with payroll, but no employees, during mid-March pay period. (D) denotes figures withheld to avoid disclosing data for individual companies; the data are included in broader industry totals. Detailed industries with 100 or more employees are shown if industry was not a (D). For explanation of terms, abbreviations, and data reliability/comparability, see introductory text]

NAICS code	Industry	Number of employees for week including March 12	Payroll (\$1,000)		Total number of establishments	Number of establishments by employment-size class									
			First quarter	Annual		1 to 4	5 to 9	10 to 19	20 to 49	50 to 99	100 to 249	250 to 499	500 to 999	1,000 or more	
<b>SHELBY—Con.</b>															
<b>31-33</b>	<b>Manufacturing</b>	<b>4 847</b>	<b>44 500</b>	<b>174 926</b>	<b>42</b>	<b>6</b>	<b>6</b>	<b>6</b>	<b>4</b>	<b>8</b>	<b>4</b>	<b>7</b>	<b>1</b>	<b>-</b>	
311	Food mfg	(E)	(D)	(D)	3	1	-	1	-	-	-	-	-	-	
3116	Animal slaughtering & processing	(E)	(D)	(D)	1	-	-	-	-	-	-	1	-	-	
31161	Animal slaughtering & processing	(E)	(D)	(D)	1	-	-	-	-	-	-	1	-	-	
321	Wood product mfg	(C)	(D)	(D)	1	-	-	-	-	-	1	-	-	-	
3219	Other wood product mfg	(C)	(D)	(D)	1	-	-	-	-	-	1	-	-	-	
32191	Millwork	(C)	(D)	(D)	1	-	-	-	-	-	1	-	-	-	
322	Paper mfg	(E)	(D)	(D)	2	-	-	-	-	-	1	1	-	-	
3222	Converted paper product mfg	(E)	(D)	(D)	2	-	-	-	-	-	1	1	-	-	
32222	Paper bag & coated & treated paper mfg	(E)	(D)	(D)	1	-	-	-	-	-	1	-	-	-	
32223	Stationery product mfg	(C)	(D)	(D)	1	-	-	-	-	-	1	-	-	-	
327	Nonmetallic mineral product mfg	142	543	2 521	3	-	-	2	-	-	1	-	-	-	
3279	Other nonmetallic mineral product mfg	(C)	(D)	(D)	1	-	-	-	-	-	1	-	-	-	
32799	All other nonmetallic mineral product mfg	(C)	(D)	(D)	1	-	-	-	-	-	1	-	-	-	
331	Primary metal mfg	(C)	(D)	(D)	2	-	-	-	-	2	-	-	-	-	
332	Fabricated metal product mfg	1 230	10 862	37 905	9	-	2	1	-	3	1	2	-	-	
3321	Forging & stamping	(E)	(D)	(D)	2	-	-	-	-	1	-	1	-	-	
33211	Forging & stamping	(E)	(D)	(D)	2	-	-	-	-	1	-	1	-	-	
3322	Cutlery & handtool mfg	(E)	(D)	(D)	2	-	-	-	-	1	1	-	-	-	
33221	Cutlery & handtool mfg	(E)	(D)	(D)	2	-	-	-	-	1	1	-	-	-	
3325	Hardware mfg	(E)	(D)	(D)	1	-	-	-	-	-	-	1	-	-	
33251	Hardware mfg	(E)	(D)	(D)	1	-	-	-	-	-	-	1	-	-	
336	Transportation equipment mfg	2 070	21 592	87 904	5	-	-	-	-	1	-	3	1	-	
3363	Motor vehicle parts mfg	2 070	21 592	87 904	5	-	-	-	-	1	-	3	1	-	
33636	Motor vehicle seating & interior trim mfg	(E)	(D)	(D)	1	-	-	-	-	-	-	1	-	-	
33637	Motor vehicle metal stamping	(F)	(D)	(D)	1	-	-	-	-	-	-	1	-	-	
33639	Other motor vehicle parts mfg	(F)	(D)	(D)	2	-	-	-	-	-	-	2	-	-	
<b>42</b>	<b>Wholesale trade</b>	<b>518</b>	<b>3 879</b>	<b>17 042</b>	<b>38</b>	<b>16</b>	<b>10</b>	<b>4</b>	<b>6</b>	<b>2</b>	<b>-</b>	<b>-</b>	<b>-</b>	<b>-</b>	
421	Wholesale trade, durable goods	272	2 356	10 600	21	10	6	2	1	2	-	-	-	-	
4218	Machinery, equipment & supplies whsle	181	1 766	7 873	12	3	5	2	1	1	-	-	-	-	
422	Wholesale trade, nondurable goods	246	1 523	6 442	17	6	4	2	5	-	-	-	-	-	
<b>44-45</b>	<b>Retail trade</b>	<b>1 722</b>	<b>6 945</b>	<b>30 068</b>	<b>125</b>	<b>52</b>	<b>35</b>	<b>19</b>	<b>15</b>	<b>2</b>	<b>-</b>	<b>2</b>	<b>-</b>	<b>-</b>	
441	Motor vehicle & parts dealers	217	1 227	5 542	19	6	6	3	4	-	-	-	-	-	
4411	Automobile dealers	151	924	4 370	9	3	-	2	4	-	-	-	-	-	
44111	New car dealers	125	756	3 419	5	-	-	2	3	-	-	-	-	-	
441110	New car dealers	125	756	3 419	5	-	-	2	3	-	-	-	-	-	
444	Bldg material & garden equip & supp dealers	175	1 195	5 177	19	8	5	3	3	-	-	-	-	-	
4441	Building material & supplies dealers	108	797	3 549	12	5	4	1	2	-	-	-	-	-	
445	Food & beverage stores	416	1 162	4 825	17	6	5	4	-	1	-	1	-	-	
4451	Grocery stores	387	1 097	4 542	11	3	3	3	-	1	-	1	-	-	
44511	Grocery (except convenience) stores	348	972	4 011	7	2	2	1	-	1	-	1	-	-	
445110	Grocery (except convenience) stores	348	972	4 011	7	2	2	1	-	1	-	1	-	-	
447	Gasoline stations	256	816	3 455	22	7	6	5	3	1	-	-	-	-	
4471	Gasoline stations	256	816	3 455	22	7	6	5	3	1	-	-	-	-	
44711	Gasoline stations with convenience stores	147	372	1 693	12	4	2	4	1	1	-	-	-	-	
447110	Gasoline stations with convenience stores	147	372	1 693	12	4	2	4	1	1	-	-	-	-	
44719	Other gasoline stations	109	444	1 762	10	3	4	1	2	-	-	-	-	-	
447190	Other gasoline stations	109	444	1 762	10	3	4	1	2	-	-	-	-	-	
452	General merchandise stores	(E)	(D)	(D)	4	1	2	-	-	-	-	1	-	-	
4529	Other general merchandise stores	(E)	(D)	(D)	4	1	2	-	-	-	-	1	-	-	
45291	Warehouse clubs & superstores	(E)	(D)	(D)	1	-	-	-	-	-	-	1	-	-	
453	Miscellaneous store retailers	115	320	1 380	15	10	2	1	2	-	-	-	-	-	
<b>48-49</b>	<b>Transportation &amp; warehousing</b>	<b>107</b>	<b>1 098</b>	<b>4 789</b>	<b>12</b>	<b>7</b>	<b>1</b>	<b>1</b>	<b>3</b>	<b>-</b>	<b>-</b>	<b>-</b>	<b>-</b>	<b>-</b>	
<b>51</b>	<b>Information</b>	<b>74</b>	<b>630</b>	<b>2 568</b>	<b>11</b>	<b>6</b>	<b>3</b>	<b>-</b>	<b>2</b>	<b>-</b>	<b>-</b>	<b>-</b>	<b>-</b>	<b>-</b>	
<b>52</b>	<b>Finance &amp; insurance</b>	<b>314</b>	<b>2 772</b>	<b>10 153</b>	<b>47</b>	<b>26</b>	<b>14</b>	<b>3</b>	<b>3</b>	<b>1</b>	<b>-</b>	<b>-</b>	<b>-</b>	<b>-</b>	
522	Credit intermediation & related activities	257	2 354	8 312	25	9	9	3	3	1	-	-	-	-	
5221	Depository credit intermediation	211	2 000	6 934	17	6	5	2	3	1	-	-	-	-	
52211	Commercial banking	211	2 000	6 934	17	6	5	2	3	1	-	-	-	-	
522110	Commercial banking	211	2 000	6 934	17	6	5	2	3	1	-	-	-	-	
<b>53</b>	<b>Real estate &amp; rental &amp; leasing</b>	<b>147</b>	<b>549</b>	<b>2 487</b>	<b>35</b>	<b>26</b>	<b>4</b>	<b>4</b>	<b>1</b>	<b>-</b>	<b>-</b>	<b>-</b>	<b>-</b>	<b>-</b>	
<b>54</b>	<b>Professional, scientific &amp; technical services</b>	<b>209</b>	<b>1 346</b>	<b>6 029</b>	<b>66</b>	<b>51</b>	<b>12</b>	<b>2</b>	<b>1</b>	<b>-</b>	<b>-</b>	<b>-</b>	<b>-</b>	<b>-</b>	
541	Professional, scientific & technical services	209	1 346	6 029	66	51	12	2	1	-	-	-	-	-	
<b>55</b>	<b>Management of companies &amp; enterprises</b>	<b>(B)</b>	<b>(D)</b>	<b>(D)</b>	<b>4</b>	<b>2</b>	<b>-</b>	<b>1</b>	<b>-</b>	<b>1</b>	<b>-</b>	<b>-</b>	<b>-</b>	<b>-</b>	
<b>56</b>	<b>Admin, support, waste mgt, remediation services</b>	<b>407</b>	<b>3 244</b>	<b>13 235</b>	<b>36</b>	<b>21</b>	<b>6</b>	<b>4</b>	<b>2</b>	<b>3</b>	<b>-</b>	<b>-</b>	<b>-</b>	<b>-</b>	
561	Administrative & support services	(E)	(D)	(D)	35	21	5	4	2	3	-	-	-	-	
5613	Employment services	2	123	7 619	6	1	1	1	1	2	-	-	-	-	
56132	Temporary help services	(C)	(D)	(D)	5	1	-	1	1	2	-	-	-	-	
5617	Services to buildings & dwellings	100	330	1 794	18	13	2	2	1	-	-	-	-	-	
<b>61</b>	<b>Educational services</b>	<b>42</b>	<b>180</b>	<b>794</b>	<b>5</b>	<b>2</b>	<b>2</b>	<b>-</b>	<b>1</b>	<b>-</b>	<b>-</b>	<b>-</b>	<b>-</b>	<b>-</b>	

See footnotes at end of table.



**Table 6. Counties—Employees, Payroll, and Establishments by Industry: 2001—Con.**

[Excludes most government employees, railroad employees, and self-employed persons. Size class 1 to 4 includes establishments with payroll, but no employees, during mid-March pay period. (D) denotes figures withheld to avoid disclosing data for individual companies; the data are included in broader industry totals. Detailed industries with 100 or more employees are shown if industry was not a (D). For explanation of terms, abbreviations, and data reliability/comparability, see introductory text]

NAICS code	Industry	Number of employees for week including March 12	Payroll (\$1,000)		Total number of establishments	Number of establishments by employment-size class								
			First quarter	Annual		1 to 4	5 to 9	10 to 19	20 to 49	50 to 99	100 to 249	250 to 499	500 to 999	1,000 or more
<b>SHELBY—Con.</b>														
<b>62</b>	<b>Health care and social assistance . . . . .</b>	<b>1 023</b>	<b>6 920</b>	<b>29 222</b>	<b>56</b>	<b>23</b>	<b>13</b>	<b>11</b>	<b>5</b>	<b>2</b>	<b>1</b>	<b>1</b>	—	—
621	Ambulatory health care services . . . . .	331	2 916	12 871	35	14	11	7	2	1	—	—	—	—
6211	Offices of physicians . . . . .	131	1 639	7 746	14	4	4	5	1	—	—	—	—	—
62111	Offices of physicians . . . . .	131	1 639	7 746	14	4	4	5	1	—	—	—	—	—
621111	Offices of physicians (exc mental health) . . . . .	131	1 639	7 746	14	4	4	5	1	—	—	—	—	—
6216	Home health care services . . . . .	(C)	(D)	(D)	2	—	—	—	1	1	—	—	—	—
62161	Home health care services . . . . .	(C)	(D)	(D)	2	—	—	—	1	1	—	—	—	—
622	Hospitals . . . . .	(E)	(D)	(D)	1	—	—	—	—	—	—	1	—	—
6221	General medical & surgical hospitals . . . . .	(E)	(D)	(D)	1	—	—	—	—	—	—	1	—	—
62211	General medical & surgical hospitals . . . . .	(E)	(D)	(D)	1	—	—	—	—	—	—	1	—	—
623	Nursing & residential care facilities . . . . .	199	946	2 608	4	1	—	1	—	1	1	—	—	—
6231	Nursing care facilities . . . . .	(C)	(D)	(D)	2	—	—	—	—	1	1	—	—	—
62311	Nursing care facilities . . . . .	(C)	(D)	(D)	2	—	—	—	—	1	1	—	—	—
624	Social assistance . . . . .	(C)	(D)	(D)	16	8	2	3	3	—	—	—	—	—
<b>71</b>	<b>Arts, entertainment &amp; recreation . . . . .</b>	<b>67</b>	<b>213</b>	<b>1 000</b>	<b>10</b>	<b>5</b>	<b>3</b>	<b>1</b>	<b>1</b>	—	—	—	—	—
<b>72</b>	<b>Accommodation &amp; food services . . . . .</b>	<b>970</b>	<b>2 432</b>	<b>10 438</b>	<b>54</b>	<b>21</b>	<b>7</b>	<b>11</b>	<b>11</b>	<b>2</b>	<b>2</b>	—	—	—
722	Food services & drinking places . . . . .	940	2 339	10 083	49	18	6	10	11	2	2	—	—	—
7221	Full-service restaurants . . . . .	392	1 070	4 877	20	10	2	2	3	2	1	—	—	—
72211	Full-service restaurants . . . . .	392	1 070	4 877	20	10	2	2	3	2	1	—	—	—
722110	Full-service restaurants . . . . .	392	1 070	4 877	20	10	2	2	3	2	1	—	—	—
7222	Limited-service eating places . . . . .	529	1 212	5 021	24	5	3	7	8	—	1	—	—	—
72221	Limited-service eating places . . . . .	529	1 212	5 021	24	5	3	7	8	—	1	—	—	—
<b>81</b>	<b>Other services (except public administration) . . . . .</b>	<b>752</b>	<b>4 255</b>	<b>16 101</b>	<b>92</b>	<b>59</b>	<b>19</b>	<b>9</b>	<b>2</b>	<b>1</b>	<b>2</b>	—	—	—
811	Repair & maintenance . . . . .	116	748	3 152	28	18	8	2	—	—	—	—	—	—
812	Personal & laundry services . . . . .	433	2 926	10 623	22	12	5	2	—	1	2	—	—	—
8123	Drycleaning & laundry services . . . . .	(C)	(D)	(D)	5	2	—	1	—	1	1	—	—	—
81233	Linen & uniform supply . . . . .	(C)	(D)	(D)	2	—	—	—	—	1	1	—	—	—
8129	Other personal services . . . . .	(C)	(D)	(D)	4	3	—	—	—	—	1	—	—	—
81299	All other personal services . . . . .	(C)	(D)	(D)	2	1	—	—	—	—	1	—	—	—
813	Religious, grantmaking, civic, prof & like organizations . . . . .	203	581	2 326	42	29	6	5	2	—	—	—	—	—
8131	Religious organizations . . . . .	185	480	1 900	32	20	5	5	2	—	—	—	—	—
81311	Religious organizations . . . . .	185	480	1 900	32	20	5	5	2	—	—	—	—	—
813110	Religious organizations . . . . .	185	480	1 900	32	20	5	5	2	—	—	—	—	—
<b>95</b>	<b>Auxiliaries (exc corporate, subsidiary &amp; regional mgt) . . . . .</b>	<b>(B)</b>	<b>(D)</b>	<b>(D)</b>	<b>1</b>	—	—	—	<b>1</b>	—	—	—	—	—
<b>99</b>	<b>Unclassified establishments . . . . .</b>	<b>7</b>	<b>32</b>	<b>120</b>	<b>4</b>	<b>4</b>	—	—	—	—	—	—	—	—
<b>SIMPSON</b>														
	<b>Total . . . . .</b>	<b>7 424</b>	<b>44 678</b>	<b>199 353</b>	<b>359</b>	<b>160</b>	<b>80</b>	<b>56</b>	<b>39</b>	<b>12</b>	<b>6</b>	<b>4</b>	<b>1</b>	<b>1</b>
<b>11</b>	<b>Forestry, fishing, hunting, and agriculture support . . . . .</b>	<b>(B)</b>	<b>(D)</b>	<b>(D)</b>	<b>1</b>	—	—	—	—	<b>1</b>	—	—	—	—
<b>22</b>	<b>Utilities . . . . .</b>	<b>(A)</b>	<b>(D)</b>	<b>(D)</b>	<b>1</b>	—	—	<b>1</b>	—	—	—	—	—	—
<b>23</b>	<b>Construction . . . . .</b>	<b>171</b>	<b>767</b>	<b>3 558</b>	<b>35</b>	<b>24</b>	<b>6</b>	<b>4</b>	<b>1</b>	—	—	—	—	—
235	Special trade contractors . . . . .	146	663	3 024	30	21	5	3	1	—	—	—	—	—
<b>31-33</b>	<b>Manufacturing . . . . .</b>	<b>3 471</b>	<b>26 015</b>	<b>119 248</b>	<b>31</b>	<b>7</b>	<b>7</b>	<b>2</b>	<b>5</b>	<b>3</b>	<b>2</b>	<b>3</b>	<b>1</b>	<b>1</b>
322	Paper mfg . . . . .	(G)	(D)	(D)	3	—	—	—	1	1	—	—	—	1
3222	Converted paper product mfg . . . . .	(G)	(D)	(D)	3	—	—	—	1	1	—	—	—	1
32222	Paper bag & coated & treated paper mfg . . . . .	(G)	(D)	(D)	1	—	—	—	—	—	—	—	—	1
323	Printing & related support activities . . . . .	(F)	(D)	(D)	4	1	1	—	1	—	—	—	1	—
3231	Printing & related support activities . . . . .	(F)	(D)	(D)	4	1	1	—	1	—	—	—	1	—
32311	Printing . . . . .	(F)	(D)	(D)	3	1	1	—	—	—	—	—	1	—
326	Plastics & rubber products mfg . . . . .	(C)	(D)	(D)	2	—	1	—	—	—	1	—	—	—
3261	Plastics product mfg . . . . .	(C)	(D)	(D)	2	—	1	—	—	—	1	—	—	—
32616	Plastics bottle mfg . . . . .	(C)	(D)	(D)	1	—	—	—	—	—	1	—	—	—
331	Primary metal mfg . . . . .	(E)	(D)	(D)	1	—	—	—	—	—	—	1	—	—
3314	Nonferrous (exc alum) production & processing . . . . .	(E)	(D)	(D)	1	—	—	—	—	—	—	1	—	—
33142	Copper rolling, drawing, extruding & alloying . . . . .	(E)	(D)	(D)	1	—	—	—	—	—	—	1	—	—
335	Electrical equip, appliance & component mfg . . . . .	(E)	(D)	(D)	1	—	—	—	—	—	—	1	—	—
3353	Electrical equipment mfg . . . . .	(E)	(D)	(D)	1	—	—	—	—	—	—	1	—	—
33531	Electrical equipment mfg . . . . .	(E)	(D)	(D)	1	—	—	—	—	—	—	1	—	—
336	Transportation equipment mfg . . . . .	698	5 504	23 716	6	2	—	—	—	2	1	1	—	—
3363	Motor vehicle parts mfg . . . . .	698	5 504	23 716	6	2	—	—	—	2	1	1	—	—
33631	Motor vehicle gas engine & engine parts mfg . . . . .	(F)	(D)	(D)	4	1	—	—	—	1	1	1	—	—
<b>42</b>	<b>Wholesale trade . . . . .</b>	<b>155</b>	<b>832</b>	<b>3 555</b>	<b>16</b>	<b>5</b>	<b>5</b>	<b>4</b>	<b>2</b>	—	—	—	—	—
422	Wholesale trade, nondurable goods . . . . .	134	684	3 010	11	2	3	4	2	—	—	—	—	—

See footnotes at end of table.

**Table 6. Counties—Employees, Payroll, and Establishments by Industry: 2001—Con.**

[Excludes most government employees, railroad employees, and self-employed persons. Size class 1 to 4 includes establishments with payroll, but no employees, during mid-March pay period. (D) denotes figures withheld to avoid disclosing data for individual companies; the data are included in broader industry totals. Detailed industries with 100 or more employees are shown if industry was not a (D). For explanation of terms, abbreviations, and data reliability/comparability, see introductory text]

NAICS code	Industry	Number of employees for week including March 12	Payroll (\$1,000)		Total number of establishments	Number of establishments by employment-size class									
			First quarter	Annual		1 to 4	5 to 9	10 to 19	20 to 49	50 to 99	100 to 249	250 to 499	500 to 999	1,000 or more	
<b>SIMPSON—Con.</b>															
<b>44-45</b>	<b>Retail trade</b> .....	<b>998</b>	<b>4 328</b>	<b>17 970</b>	<b>64</b>	<b>21</b>	<b>18</b>	<b>16</b>	<b>8</b>	—	—	—	<b>1</b>	—	—
441	Motor vehicle & parts dealers .....	109	754	3 200	13	6	2	4	1	—	—	—	—	—	—
445	Food & beverage stores .....	122	386	1 539	7	2	1	2	2	—	—	—	—	—	—
4451	Grocery stores .....	122	386	1 539	7	2	1	2	2	—	—	—	—	—	—
44511	Grocery (except convenience) stores (C) .....	(D)	(D)	(D)	5	1	—	2	2	—	—	—	—	—	—
447	Gasoline stations .....	158	644	2 683	12	4	2	3	3	—	—	—	—	—	—
4471	Gasoline stations .....	158	644	2 683	12	4	2	3	3	—	—	—	—	—	—
44719	Other gasoline stations (C) .....	(D)	(D)	(D)	8	3	1	1	3	—	—	—	—	—	—
452	General merchandise stores .....	(E)	(D)	(D)	4	1	1	1	—	—	—	—	<b>1</b>	—	—
4521	Department stores .....	(E)	(D)	(D)	1	—	—	—	—	—	—	—	<b>1</b>	—	—
45211	Department stores (E) .....	(D)	(D)	(D)	1	—	—	—	—	—	—	—	<b>1</b>	—	—
<b>48-49</b>	<b>Transportation &amp; warehousing</b> .....	<b>268</b>	<b>1 879</b>	<b>8 423</b>	<b>11</b>	<b>2</b>	<b>2</b>	—	<b>6</b>	<b>1</b>	—	—	—	—	—
484	Truck transportation .....	(C)	(D)	(D)	9	2	2	—	4	1	—	—	—	—	—
4841	General freight trucking .....	146	988	5 083	7	2	1	—	4	—	—	—	—	—	—
48412	General freight trucking, long-distance (C) .....	(D)	(D)	(D)	5	1	1	—	3	—	—	—	—	—	—
<b>51</b>	<b>Information</b> .....	<b>9</b>	<b>89</b>	<b>330</b>	<b>4</b>	<b>4</b>	—	—	—	—	—	—	—	—	—
<b>52</b>	<b>Finance &amp; insurance</b> .....	<b>135</b>	<b>899</b>	<b>3 772</b>	<b>19</b>	<b>10</b>	<b>6</b>	<b>2</b>	—	<b>1</b>	—	—	—	—	—
522	Credit intermediation & related activities .....	112	736	3 117	12	5	4	2	—	1	—	—	—	—	—
5221	Depository credit intermediation .....	100	686	2 956	8	2	3	2	—	1	—	—	—	—	—
52211	Commercial banking .....	100	686	2 956	8	2	3	2	—	1	—	—	—	—	—
522110	Commercial banking .....	100	686	2 956	8	2	3	2	—	1	—	—	—	—	—
<b>53</b>	<b>Real estate &amp; rental &amp; leasing</b> .....	<b>98</b>	<b>275</b>	<b>1 166</b>	<b>14</b>	<b>7</b>	<b>5</b>	<b>1</b>	<b>1</b>	—	—	—	—	—	—
<b>54</b>	<b>Professional, scientific &amp; technical services</b> .....	<b>74</b>	<b>253</b>	<b>1 856</b>	<b>15</b>	<b>10</b>	<b>3</b>	<b>2</b>	—	—	—	—	—	—	—
<b>55</b>	<b>Management of companies &amp; enterprises</b> .....	<b>(B)</b>	<b>(D)</b>	<b>(D)</b>	<b>3</b>	<b>1</b>	—	—	<b>2</b>	—	—	—	—	—	—
<b>56</b>	<b>Admin, support, waste mgt, remediation services</b> .....	<b>335</b>	<b>1 247</b>	<b>5 329</b>	<b>17</b>	<b>6</b>	<b>3</b>	<b>4</b>	<b>2</b>	<b>1</b>	<b>1</b>	—	—	—	—
561	Administrative & support services .....	(E)	(D)	(D)	15	5	2	4	2	1	1	—	—	—	—
5613	Employment services .....	113	411	1 712	5	1	1	1	1	1	—	—	—	—	—
5617	Services to buildings & dwellings .....	134	497	2 157	6	3	1	1	—	—	1	—	—	—	—
56172	Janitorial services (C) .....	(D)	(D)	(D)	2	—	—	—	—	—	1	—	—	—	—
<b>61</b>	<b>Educational services</b> .....	<b>(A)</b>	<b>(D)</b>	<b>(D)</b>	<b>1</b>	<b>1</b>	—	—	—	—	—	—	—	—	—
<b>62</b>	<b>Health care and social assistance</b> .....	<b>399</b>	<b>2 070</b>	<b>8 559</b>	<b>33</b>	<b>16</b>	<b>8</b>	<b>7</b>	—	—	<b>2</b>	—	—	—	—
621	Ambulatory health care services .....	137	762	3 309	24	12	7	5	—	—	—	—	—	—	—
622	Hospitals .....	(C)	(D)	(D)	1	—	—	—	—	—	1	—	—	—	—
6221	General medical & surgical hospitals .....	(C)	(D)	(D)	1	—	—	—	—	—	1	—	—	—	—
62211	General medical & surgical hospitals (C) .....	(D)	(D)	(D)	1	—	—	—	—	—	1	—	—	—	—
623	Nursing & residential care facilities .....	(C)	(D)	(D)	2	—	—	1	—	—	1	—	—	—	—
6231	Nursing care facilities .....	(C)	(D)	(D)	1	—	—	—	—	—	1	—	—	—	—
62311	Nursing care facilities (C) .....	(D)	(D)	(D)	1	—	—	—	—	—	1	—	—	—	—
<b>71</b>	<b>Arts, entertainment &amp; recreation</b> .....	<b>107</b>	<b>303</b>	<b>1 382</b>	<b>6</b>	<b>2</b>	<b>1</b>	<b>2</b>	—	<b>1</b>	—	—	—	—	—
<b>72</b>	<b>Accommodation &amp; food services</b> .....	<b>732</b>	<b>1 883</b>	<b>8 034</b>	<b>34</b>	<b>9</b>	<b>4</b>	<b>7</b>	<b>10</b>	<b>3</b>	<b>1</b>	—	—	—	—
722	Food services & drinking places .....	686	1 771	7 582	26	6	1	5	10	3	1	—	—	—	—
7221	Full-service restaurants .....	345	912	3 847	11	3	1	1	3	2	1	—	—	—	—
72211	Full-service restaurants .....	345	912	3 847	11	3	1	1	3	2	1	—	—	—	—
722110	Full-service restaurants .....	345	912	3 847	11	3	1	1	3	2	1	—	—	—	—
7222	Limited-service eating places .....	341	859	3 735	15	3	—	4	7	1	—	—	—	—	—
72221	Limited-service eating places .....	341	859	3 735	15	3	—	4	7	1	—	—	—	—	—
<b>81</b>	<b>Other services (except public administration)</b> .....	<b>293</b>	<b>1 324</b>	<b>4 620</b>	<b>47</b>	<b>29</b>	<b>11</b>	<b>4</b>	<b>2</b>	<b>1</b>	—	—	—	—	—
812	Personal & laundry services .....	115	674	1 729	7	3	1	1	1	1	—	—	—	—	—
<b>99</b>	<b>Unclassified establishments</b> .....	<b>(A)</b>	<b>(D)</b>	<b>(D)</b>	<b>7</b>	<b>6</b>	<b>1</b>	—	—	—	—	—	—	—	—
<b>SPENCER</b>															
	<b>Total</b> .....	<b>1 030</b>	<b>4 323</b>	<b>18 785</b>	<b>176</b>	<b>114</b>	<b>37</b>	<b>16</b>	<b>6</b>	<b>2</b>	<b>1</b>	—	—	—	—
<b>22</b>	<b>Utilities</b> .....	<b>(A)</b>	<b>(D)</b>	<b>(D)</b>	<b>1</b>	<b>1</b>	—	—	—	—	—	—	—	—	—
<b>23</b>	<b>Construction</b> .....	<b>246</b>	<b>1 174</b>	<b>5 074</b>	<b>51</b>	<b>35</b>	<b>11</b>	<b>4</b>	—	<b>1</b>	—	—	—	—	—
235	Special trade contractors .....	102	354	1 442	25	16	7	2	—	—	—	—	—	—	—
<b>31-33</b>	<b>Manufacturing</b> .....	<b>(B)</b>	<b>(D)</b>	<b>(D)</b>	<b>5</b>	<b>1</b>	<b>3</b>	—	<b>1</b>	—	—	—	—	—	—
<b>42</b>	<b>Wholesale trade</b> .....	<b>29</b>	<b>137</b>	<b>690</b>	<b>7</b>	<b>6</b>	—	<b>1</b>	—	—	—	—	—	—	—
<b>44-45</b>	<b>Retail trade</b> .....	<b>185</b>	<b>744</b>	<b>3 253</b>	<b>26</b>	<b>15</b>	<b>5</b>	<b>4</b>	<b>1</b>	<b>1</b>	—	—	—	—	—
<b>48-49</b>	<b>Transportation &amp; warehousing</b> .....	<b>(A)</b>	<b>(D)</b>	<b>(D)</b>	<b>2</b>	<b>2</b>	—	—	—	—	—	—	—	—	—
<b>51</b>	<b>Information</b> .....	<b>(A)</b>	<b>(D)</b>	<b>(D)</b>	<b>2</b>	<b>1</b>	<b>1</b>	—	—	—	—	—	—	—	—
<b>52</b>	<b>Finance &amp; insurance</b> .....	<b>45</b>	<b>258</b>	<b>1 093</b>	<b>9</b>	<b>7</b>	<b>1</b>	—	<b>1</b>	—	—	—	—	—	—
<b>53</b>	<b>Real estate &amp; rental &amp; leasing</b> .....	<b>13</b>	<b>37</b>	<b>190</b>	<b>6</b>	<b>5</b>	<b>1</b>	—	—	—	—	—	—	—	—
<b>54</b>	<b>Professional, scientific &amp; technical services</b> .....	<b>33</b>	<b>154</b>	<b>630</b>	<b>12</b>	<b>10</b>	<b>2</b>	—	—	—	—	—	—	—	—
<b>56</b>	<b>Admin, support, waste mgt, remediation services</b> .....	<b>7</b>	<b>18</b>	<b>74</b>	<b>3</b>	<b>3</b>	—	—	—	—	—	—	—	—	—

See footnotes at end of table.

**Table 6. Counties—Employees, Payroll, and Establishments by Industry: 2001—Con.**

[Excludes most government employees, railroad employees, and self-employed persons. Size class 1 to 4 includes establishments with payroll, but no employees, during mid-March pay period. (D) denotes figures withheld to avoid disclosing data for individual companies; the data are included in broader industry totals. Detailed industries with 100 or more employees are shown if industry was not a (D). For explanation of terms, abbreviations, and data reliability/comparability, see introductory text]

NAICS code	Industry	Number of employees for week including March 12	Payroll (\$1,000)		Total number of establishments	Number of establishments by employment-size class								
			First quarter	Annual		1 to 4	5 to 9	10 to 19	20 to 49	50 to 99	100 to 249	250 to 499	500 to 999	1,000 or more
<b>SPENCER—Con.</b>														
<b>62</b>	<b>Health care and social assistance</b> .....	<b>230</b>	<b>1 022</b>	<b>4 318</b>	<b>15</b>	<b>6</b>	<b>3</b>	<b>5</b>	—	—	<b>1</b>	—	—	—
623	Nursing & residential care facilities .....	(C)	(D)	(D)	1	—	—	—	—	—	1	—	—	—
6231	Nursing care facilities.....	(C)	(D)	(D)	1	—	—	—	—	—	1	—	—	—
62311	Nursing care facilities.....	(C)	(D)	(D)	1	—	—	—	—	—	1	—	—	—
<b>71</b>	<b>Arts, entertainment &amp; recreation</b> .....	<b>17</b>	<b>87</b>	<b>509</b>	<b>3</b>	<b>1</b>	<b>1</b>	<b>1</b>	—	—	—	—	—	—
<b>72</b>	<b>Accommodation &amp; food services</b> .....	<b>68</b>	<b>152</b>	<b>848</b>	<b>8</b>	<b>4</b>	<b>1</b>	<b>1</b>	<b>2</b>	—	—	—	—	—
<b>81</b>	<b>Other services (except public administration)</b> .....	<b>100</b>	<b>286</b>	<b>1 273</b>	<b>26</b>	<b>17</b>	<b>8</b>	—	<b>1</b>	—	—	—	—	—
<b>TAYLOR</b>														
	<b>Total</b> .....	<b>8 822</b>	<b>48 589</b>	<b>204 466</b>	<b>677</b>	<b>393</b>	<b>141</b>	<b>76</b>	<b>44</b>	<b>11</b>	<b>7</b>	<b>3</b>	<b>1</b>	<b>1</b>
<b>11</b>	<b>Forestry, fishing, hunting, and agriculture support</b> .....	<b>(A)</b>	<b>(D)</b>	<b>(D)</b>	<b>1</b>	<b>1</b>	—	—	—	—	—	—	—	—
<b>21</b>	<b>Mining</b> .....	<b>(A)</b>	<b>(D)</b>	<b>(D)</b>	<b>1</b>	—	<b>1</b>	—	—	—	—	—	—	—
<b>22</b>	<b>Utilities</b> .....	<b>73</b>	<b>1 052</b>	<b>3 382</b>	<b>3</b>	—	<b>1</b>	<b>1</b>	—	<b>1</b>	—	—	—	—
<b>23</b>	<b>Construction</b> .....	<b>283</b>	<b>1 522</b>	<b>6 547</b>	<b>69</b>	<b>50</b>	<b>11</b>	<b>6</b>	<b>2</b>	—	—	—	—	—
235	Special trade contractors .....	220	1 222	4 760	43	28	9	4	2	—	—	—	—	—
<b>31-33</b>	<b>Manufacturing</b> .....	<b>2 010</b>	<b>12 324</b>	<b>46 295</b>	<b>39</b>	<b>10</b>	<b>10</b>	<b>4</b>	<b>7</b>	<b>2</b>	<b>5</b>	—	<b>1</b>	—
315	Apparel manufacturing .....	(C)	(D)	(D)	1	—	—	—	—	—	1	—	—	—
3152	Cut & sew apparel mfg .....	(C)	(D)	(D)	1	—	—	—	—	—	1	—	—	—
31522	Men's, boys' cut & sew apparel mfg .....	(C)	(D)	(D)	1	—	—	—	—	—	1	—	—	—
321	Wood product mfg .....	946	4 853	19 543	10	2	2	3	1	—	1	—	1	—
3211	Sawmills & wood preservation .....	(C)	(D)	(D)	3	1	—	—	1	—	1	—	—	—
32111	Sawmills & wood preservation .....	(C)	(D)	(D)	3	1	—	—	1	—	1	—	—	—
3219	Other wood product mfg .....	(F)	(D)	(D)	7	1	2	3	—	—	—	—	1	—
32191	Millwork .....	(F)	(D)	(D)	6	—	2	3	—	—	—	—	1	—
332	Fabricated metal product mfg .....	333	3 014	9 586	8	1	2	—	3	—	2	—	—	—
3323	Architectural & structural metals mfg .....	(C)	(D)	(D)	5	—	1	—	3	—	1	—	—	—
33231	Plate work & fabricated structural prod mfg .....	(C)	(D)	(D)	2	—	1	—	—	—	1	—	—	—
3327	Mach shops, turn prod, screw, nut, bolt mfg .....	(C)	(D)	(D)	2	—	1	—	—	—	1	—	—	—
33272	Turned product & screw, nut & bolt mfg .....	(C)	(D)	(D)	1	—	—	—	—	—	1	—	—	—
333	Machinery mfg .....	(E)	(D)	(D)	5	1	2	—	—	1	1	—	—	—
3339	Other general purpose machinery mfg .....	(E)	(D)	(D)	2	—	—	—	—	1	1	—	—	—
33391	Pump & compressor mfg .....	(C)	(D)	(D)	1	—	—	—	—	—	1	—	—	—
337	Furniture & related product mfg .....	152	666	2 984	6	—	3	1	1	1	—	—	—	—
3371	HH & institutional furniture & kitchen cabinet mfg .....	(C)	(D)	(D)	5	—	2	1	1	1	—	—	—	—
33711	Wood kitchen cabinet & countertop mfg .....	(C)	(D)	(D)	2	—	—	—	1	1	—	—	—	—
<b>42</b>	<b>Wholesale trade</b> .....	<b>184</b>	<b>841</b>	<b>3 618</b>	<b>35</b>	<b>21</b>	<b>9</b>	<b>3</b>	<b>2</b>	—	—	—	—	—
421	Wholesale trade, durable goods .....	111	492	2 065	20	11	6	2	1	—	—	—	—	—
<b>44-45</b>	<b>Retail trade</b> .....	<b>2 914</b>	<b>17 164</b>	<b>76 436</b>	<b>150</b>	<b>72</b>	<b>44</b>	<b>22</b>	<b>7</b>	<b>2</b>	<b>1</b>	<b>1</b>	—	<b>1</b>
441	Motor vehicle & parts dealers .....	176	885	3 906	24	14	3	5	2	—	—	—	—	—
444	Bldg material & garden equip & supp dealers .....	150	718	4 022	15	4	7	3	—	1	—	—	—	—
4441	Building material & supplies dealers .....	(C)	(D)	(D)	10	3	4	2	—	1	—	—	—	—
44419	Other building material dealers .....	101	507	3 030	8	2	3	2	—	1	—	—	—	—
444190	Other building material dealers .....	101	507	3 030	8	2	3	2	—	1	—	—	—	—
445	Food & beverage stores .....	400	774	3 078	17	10	3	2	—	1	1	—	—	—
4451	Grocery stores .....	(E)	(D)	(D)	14	9	1	2	—	1	1	—	—	—
44511	Grocery (except convenience) stores .....	(E)	(D)	(D)	11	7	—	2	—	1	1	—	—	—
447	Gasoline stations .....	175	453	1 866	22	7	9	4	2	—	—	—	—	—
4471	Gasoline stations .....	175	453	1 866	22	7	9	4	2	—	—	—	—	—
44711	Gasoline stations with convenience stores .....	114	301	1 172	14	2	7	4	1	—	—	—	—	—
447110	Gasoline stations with convenience stores .....	114	301	1 172	14	2	7	4	1	—	—	—	—	—
448	Clothing & clothing accessories stores .....	113	317	1 348	15	7	6	—	2	—	—	—	—	—
452	General merchandise stores .....	(E)	(D)	(D)	5	—	4	—	—	—	—	—	1	—
4529	Other general merchandise stores .....	(E)	(D)	(D)	5	—	4	—	—	—	—	—	1	—
45291	Warehouse clubs & superstores .....	(E)	(D)	(D)	1	—	—	—	—	—	—	—	1	—
454	Nonstore retailers .....	(G)	(D)	(D)	3	—	1	—	1	—	—	—	—	1
4541	Electronic shopping & mail-order houses .....	(G)	(D)	(D)	1	—	—	—	—	—	—	—	—	1
45411	Electronic shopping & mail-order houses .....	(G)	(D)	(D)	1	—	—	—	—	—	—	—	—	1
<b>48-49</b>	<b>Transportation &amp; warehousing</b> .....	<b>95</b>	<b>1 127</b>	<b>4 042</b>	<b>16</b>	<b>11</b>	<b>1</b>	<b>3</b>	<b>1</b>	—	—	—	—	—
<b>51</b>	<b>Information</b> .....	<b>100</b>	<b>798</b>	<b>3 277</b>	<b>7</b>	<b>2</b>	<b>1</b>	<b>2</b>	<b>2</b>	—	—	—	—	—
<b>52</b>	<b>Finance &amp; insurance</b> .....	<b>229</b>	<b>1 647</b>	<b>7 067</b>	<b>41</b>	<b>28</b>	<b>8</b>	<b>1</b>	<b>4</b>	—	—	—	—	—
522	Credit intermediation & related activities .....	166	1 022	4 508	20	12	4	—	4	—	—	—	—	—
5221	Depository credit intermediation .....	142	876	3 931	11	3	4	—	4	—	—	—	—	—
52211	Commercial banking .....	142	876	3 931	11	3	4	—	4	—	—	—	—	—
522110	Commercial banking .....	142	876	3 931	11	3	4	—	4	—	—	—	—	—
<b>53</b>	<b>Real estate &amp; rental &amp; leasing</b> .....	<b>97</b>	<b>302</b>	<b>1 419</b>	<b>23</b>	<b>15</b>	<b>6</b>	<b>1</b>	<b>1</b>	—	—	—	—	—
<b>54</b>	<b>Professional, scientific &amp; technical services</b> .....	<b>102</b>	<b>485</b>	<b>3 256</b>	<b>52</b>	<b>44</b>	<b>7</b>	<b>1</b>	—	—	—	—	—	—
541	Professional, scientific & technical services .....	102	485	3 256	52	44	7	1	—	—	—	—	—	—

See footnotes at end of table.

**Table 6. Counties—Employees, Payroll, and Establishments by Industry: 2001—Con.**

[Excludes most government employees, railroad employees, and self-employed persons. Size class 1 to 4 includes establishments with payroll, but no employees, during mid-March pay period. (D) denotes figures withheld to avoid disclosing data for individual companies; the data are included in broader industry totals. Detailed industries with 100 or more employees are shown if industry was not a (D). For explanation of terms, abbreviations, and data reliability/comparability, see introductory text]

NAICS code	Industry	Number of employees for week including March 12	Payroll (\$1,000)		Total number of establishments	Number of establishments by employment-size class								
			First quarter	Annual		1 to 4	5 to 9	10 to 19	20 to 49	50 to 99	100 to 249	250 to 499	500 to 999	1,000 or more
<b>TAYLOR—Con.</b>														
<b>55</b>	<b>Management of companies &amp; enterprises</b>	<b>(A)</b>	<b>(D)</b>	<b>(D)</b>	<b>2</b>	—	<b>1</b>	<b>1</b>	—	—	—	—	—	—
<b>56</b>	<b>Admin, support, waste mgt, remediation services</b>	<b>263</b>	<b>1 343</b>	<b>5 277</b>	<b>16</b>	<b>11</b>	—	<b>2</b>	<b>1</b>	<b>1</b>	<b>1</b>	—	—	—
561	Administrative & support services	(E)	(D)	(D)	15	10	—	2	1	1	1	—	—	—
5615	Travel arrangement & reservation services	(C)	(D)	(D)	2	1	—	—	—	—	1	—	—	—
56151	Travel agencies	(C)	(D)	(D)	2	1	—	—	—	—	1	—	—	—
<b>61</b>	<b>Educational services</b>	<b>366</b>	<b>1 769</b>	<b>7 728</b>	<b>9</b>	<b>2</b>	<b>4</b>	<b>2</b>	—	—	—	<b>1</b>	—	—
611	Educational services	366	1 769	7 728	9	2	4	2	—	—	—	1	—	—
6113	Colleges, universities & professional schools	(E)	(D)	(D)	1	—	—	—	—	—	—	1	—	—
61131	Colleges, universities & professional schools	(E)	(D)	(D)	1	—	—	—	—	—	—	1	—	—
<b>62</b>	<b>Health care and social assistance</b>	<b>1 097</b>	<b>5 836</b>	<b>25 618</b>	<b>79</b>	<b>48</b>	<b>14</b>	<b>10</b>	<b>2</b>	<b>4</b>	—	<b>1</b>	—	—
621	Ambulatory health care services	304	1 584	9 163	62	41	10	10	—	1	—	—	—	—
6211	Offices of physicians	132	868	5 516	28	16	5	7	—	—	—	—	—	—
62111	Offices of physicians	132	868	5 516	28	16	5	7	—	—	—	—	—	—
621111	Offices of physicians (exc mental health)	132	868	5 516	28	16	5	7	—	—	—	—	—	—
622	Hospitals	(E)	(D)	(D)	1	—	—	—	—	—	—	1	—	—
6221	General medical & surgical hospitals	(E)	(D)	(D)	1	—	—	—	—	—	—	1	—	—
62211	General medical & surgical hospitals	(E)	(D)	(D)	1	—	—	—	—	—	—	1	—	—
623	Nursing & residential care facilities	(C)	(D)	(D)	2	—	—	—	—	2	—	—	—	—
6231	Nursing care facilities	(C)	(D)	(D)	2	—	—	—	—	2	—	—	—	—
62311	Nursing care facilities	(C)	(D)	(D)	2	—	—	—	—	2	—	—	—	—
624	Social assistance	149	520	2 092	14	7	4	—	2	1	—	—	—	—
<b>71</b>	<b>Arts, entertainment &amp; recreation</b>	<b>61</b>	<b>159</b>	<b>791</b>	<b>11</b>	<b>8</b>	<b>1</b>	<b>1</b>	<b>1</b>	—	—	—	—	—
<b>72</b>	<b>Accommodation &amp; food services</b>	<b>629</b>	<b>1 164</b>	<b>5 061</b>	<b>34</b>	<b>5</b>	<b>2</b>	<b>13</b>	<b>13</b>	<b>1</b>	—	—	—	—
722	Food services & drinking places	586	1 088	4 731	30	3	2	12	12	1	—	—	—	—
7221	Full-service restaurants	(C)	(D)	(D)	10	2	2	5	1	—	—	—	—	—
72211	Full-service restaurants	(C)	(D)	(D)	10	2	2	5	1	—	—	—	—	—
7222	Limited-service eating places	449	829	3 586	18	—	—	6	11	1	—	—	—	—
72221	Limited-service eating places	449	829	3 586	18	—	—	6	11	1	—	—	—	—
722211	Limited-service restaurants	449	829	3 586	18	—	—	6	11	1	—	—	—	—
<b>81</b>	<b>Other services (except public administration)</b>	<b>285</b>	<b>796</b>	<b>3 477</b>	<b>85</b>	<b>62</b>	<b>19</b>	<b>3</b>	<b>1</b>	—	—	—	—	—
813	Religious, grantmaking, civic, prof & like organizations	129	303	1 249	34	26	5	2	1	—	—	—	—	—
8131	Religious organizations	124	297	1 213	31	23	5	2	1	—	—	—	—	—
81311	Religious organizations	124	297	1 213	31	23	5	2	1	—	—	—	—	—
813110	Religious organizations	124	297	1 213	31	23	5	2	1	—	—	—	—	—
<b>95</b>	<b>Auxiliaries (exc corporate, subsidiary &amp; regional mgt)</b>	<b>(A)</b>	<b>(D)</b>	<b>(D)</b>	<b>1</b>	—	<b>1</b>	—	—	—	—	—	—	—
<b>99</b>	<b>Unclassified establishments</b>	<b>2</b>	<b>5</b>	<b>30</b>	<b>3</b>	<b>3</b>	—	—	—	—	—	—	—	—
<b>TODD</b>														
	<b>Total</b>	<b>2 347</b>	<b>12 644</b>	<b>49 095</b>	<b>191</b>	<b>117</b>	<b>40</b>	<b>15</b>	<b>11</b>	<b>3</b>	<b>3</b>	<b>1</b>	<b>1</b>	—
<b>11</b>	<b>Forestry, fishing, hunting, and agriculture support</b>	<b>(A)</b>	<b>(D)</b>	<b>(D)</b>	<b>1</b>	<b>1</b>	—	—	—	—	—	—	—	—
<b>21</b>	<b>Mining</b>	<b>(A)</b>	<b>(D)</b>	<b>(D)</b>	<b>2</b>	<b>1</b>	—	<b>1</b>	—	—	—	—	—	—
<b>22</b>	<b>Utilities</b>	<b>(B)</b>	<b>(D)</b>	<b>(D)</b>	<b>2</b>	<b>1</b>	—	<b>1</b>	—	—	—	—	—	—
<b>23</b>	<b>Construction</b>	<b>29</b>	<b>81</b>	<b>591</b>	<b>13</b>	<b>11</b>	<b>2</b>	—	—	—	—	—	—	—
<b>31-33</b>	<b>Manufacturing</b>	<b>1 329</b>	<b>8 368</b>	<b>32 125</b>	<b>16</b>	<b>2</b>	<b>3</b>	<b>2</b>	<b>3</b>	<b>2</b>	<b>2</b>	<b>1</b>	<b>1</b>	—
315	Apparel manufacturing	(F)	(D)	(D)	2	—	—	—	—	—	1	—	1	—
3152	Cut & sew apparel mfg	(F)	(D)	(D)	2	—	—	—	—	—	1	—	1	—
31523	Women's, girls' cut & sew apparel mfg	(F)	(D)	(D)	2	—	—	—	—	—	1	—	1	—
321	Wood product mfg	104	504	2 010	6	—	2	2	2	—	—	—	—	—
322	Paper mfg	(C)	(D)	(D)	2	—	—	—	—	2	—	—	—	—
3222	Converted paper product mfg	(C)	(D)	(D)	2	—	—	—	—	2	—	—	—	—
32221	Paperboard container mfg	(C)	(D)	(D)	2	—	—	—	—	2	—	—	—	—
331	Primary metal mfg	(C)	(D)	(D)	1	—	—	—	—	—	1	—	—	—
3315	Foundries	(C)	(D)	(D)	1	—	—	—	—	—	1	—	—	—
33152	Nonferrous metal foundries	(C)	(D)	(D)	1	—	—	—	—	—	1	—	—	—
333	Machinery mfg	(E)	(D)	(D)	3	1	—	—	1	—	—	1	—	—
3334	HVAC & commercial refrigeration equipment mfg	(E)	(D)	(D)	1	—	—	—	—	—	—	1	—	—
33341	HVAC & commercial refrigeration equipment mfg	(E)	(D)	(D)	1	—	—	—	—	—	—	1	—	—
<b>42</b>	<b>Wholesale trade</b>	<b>91</b>	<b>638</b>	<b>2 046</b>	<b>12</b>	<b>6</b>	<b>3</b>	<b>2</b>	<b>1</b>	—	—	—	—	—
<b>44-45</b>	<b>Retail trade</b>	<b>231</b>	<b>766</b>	<b>3 418</b>	<b>42</b>	<b>27</b>	<b>9</b>	<b>4</b>	<b>1</b>	<b>1</b>	—	—	—	—
445	Food & beverage stores	(C)	(D)	(D)	10	6	1	1	1	1	—	—	—	—
<b>48-49</b>	<b>Transportation &amp; warehousing</b>	<b>(B)</b>	<b>(D)</b>	<b>(D)</b>	<b>8</b>	<b>5</b>	<b>2</b>	<b>1</b>	—	—	—	—	—	—
<b>51</b>	<b>Information</b>	<b>19</b>	<b>76</b>	<b>307</b>	<b>3</b>	<b>1</b>	<b>2</b>	—	—	—	—	—	—	—
<b>52</b>	<b>Finance &amp; insurance</b>	<b>86</b>	<b>611</b>	<b>1 897</b>	<b>14</b>	<b>7</b>	<b>5</b>	—	<b>2</b>	—	—	—	—	—
<b>53</b>	<b>Real estate &amp; rental &amp; leasing</b>	<b>(A)</b>	<b>(D)</b>	<b>(D)</b>	<b>1</b>	<b>1</b>	—	—	—	—	—	—	—	—

See footnotes at end of table.

**Table 6. Counties—Employees, Payroll, and Establishments by Industry: 2001—Con.**

[Excludes most government employees, railroad employees, and self-employed persons. Size class 1 to 4 includes establishments with payroll, but no employees, during mid-March pay period. (D) denotes figures withheld to avoid disclosing data for individual companies; the data are included in broader industry totals. Detailed industries with 100 or more employees are shown if industry was not a (D). For explanation of terms, abbreviations, and data reliability/comparability, see introductory text]

NAICS code	Industry	Number of employees for week including March 12	Payroll (\$1,000)		Total number of establishments	Number of establishments by employment-size class									
			First quarter	Annual		1 to 4	5 to 9	10 to 19	20 to 49	50 to 99	100 to 249	250 to 499	500 to 999	1,000 or more	
<b>TODD—Con.</b>															
54	<b>Professional, scientific &amp; technical services</b> .....	75	335	1 332	10	4	5	—	1	—	—	—	—	—	
55	<b>Management of companies &amp; enterprises</b> .	(A)	(D)	(D)	1	1	—	—	—	—	—	—	—	—	
56	<b>Admin, support, waste mgt, remediation services</b> .....	15	39	307	6	5	1	—	—	—	—	—	—	—	
61	<b>Educational services</b> .....	(A)	(D)	(D)	2	2	—	—	—	—	—	—	—	—	
62	<b>Health care and social assistance</b> .....	163	587	2 249	9	4	2	2	—	—	1	—	—	—	
623	Nursing & residential care facilities .....	(C)	(D)	(D)	2	1	—	—	—	—	1	—	—	—	
6231	Nursing care facilities .....	(C)	(D)	(D)	1	—	—	—	—	—	1	—	—	—	
62311	Nursing care facilities .....	(C)	(D)	(D)	1	—	—	—	—	—	1	—	—	—	
71	<b>Arts, entertainment &amp; recreation</b> .....	9	23	125	3	2	1	—	—	—	—	—	—	—	
72	<b>Accommodation &amp; food services</b> .....	108	159	738	11	4	3	2	2	—	—	—	—	—	
722	Food services & drinking places .....	(C)	(D)	(D)	10	3	3	2	2	—	—	—	—	—	
81	<b>Other services (except public administration)</b> .....	107	411	1 582	31	28	2	—	1	—	—	—	—	—	
99	<b>Unclassified establishments</b> .....	4	5	22	4	4	—	—	—	—	—	—	—	—	
<b>TRIGG</b>															
	<b>Total</b> .....	2 929	14 247	59 197	241	149	45	24	13	4	5	—	1	—	
11	<b>Forestry, fishing, hunting, and agriculture support</b> .....	3	8	99	3	3	—	—	—	—	—	—	—	—	
21	<b>Mining</b> .....	(A)	(D)	(D)	1	—	1	—	—	—	—	—	—	—	
22	<b>Utilities</b> .....	(B)	(D)	(D)	1	—	—	—	1	—	—	—	—	—	
23	<b>Construction</b> .....	176	1 100	4 090	25	21	2	1	—	—	1	—	—	—	
235	Special trade contractors .....	142	920	3 176	13	11	—	1	—	—	1	—	—	—	
2354	Masonry, drywall, insulation, tile contractors .....	(C)	(D)	(D)	5	3	—	1	—	—	1	—	—	—	
23542	Drywall, acoustical & insulation contractors .....	(C)	(D)	(D)	4	2	—	1	—	—	1	—	—	—	
31-33	<b>Manufacturing</b> .....	1 350	7 651	32 365	17	4	4	1	2	2	3	—	1	—	
315	Apparel manufacturing .....	(C)	(D)	(D)	1	—	—	—	—	—	1	—	—	—	
3152	Cut & sew apparel mfg .....	(C)	(D)	(D)	1	—	—	—	—	—	1	—	—	—	
31523	Women's, girls' cut & sew apparel mfg .....	(C)	(D)	(D)	1	—	—	—	—	—	1	—	—	—	
326	Plastics & rubber products mfg .....	(C)	(D)	(D)	3	—	1	—	1	—	1	—	—	—	
3261	Plastics product mfg .....	(C)	(D)	(D)	2	—	—	—	1	—	1	—	—	—	
32619	Other plastics product mfg .....	(C)	(D)	(D)	1	—	—	—	—	—	1	—	—	—	
332	Fabricated metal product mfg .....	(C)	(D)	(D)	3	1	—	—	—	2	—	—	—	—	
336	Transportation equipment mfg .....	(F)	(D)	(D)	1	—	—	—	—	—	—	—	1	—	
3363	Motor vehicle parts mfg .....	(F)	(D)	(D)	1	—	—	—	—	—	—	—	1	—	
33637	Motor vehicle metal stamping .....	(F)	(D)	(D)	1	—	—	—	—	—	—	—	1	—	
339	Miscellaneous mfg .....	(C)	(D)	(D)	1	—	—	—	—	—	1	—	—	—	
3399	Other miscellaneous mfg .....	(C)	(D)	(D)	1	—	—	—	—	—	1	—	—	—	
33999	All other misc mfg .....	(C)	(D)	(D)	1	—	—	—	—	—	1	—	—	—	
42	<b>Wholesale trade</b> .....	62	569	2 157	7	3	2	1	1	—	—	—	—	—	
44-45	<b>Retail trade</b> .....	336	1 134	4 594	51	28	13	7	3	—	—	—	—	—	
445	Food & beverage stores .....	121	312	1 295	7	2	1	1	3	—	—	—	—	—	
4451	Grocery stores .....	(C)	(D)	(D)	5	1	1	—	3	—	—	—	—	—	
44511	Grocery (except convenience) stores .....	102	281	1 152	4	1	—	—	3	—	—	—	—	—	
445110	Grocery (except convenience) stores .....	102	281	1 152	4	1	—	—	3	—	—	—	—	—	
48-49	<b>Transportation &amp; warehousing</b> .....	(A)	(D)	(D)	4	4	—	—	—	—	—	—	—	—	
51	<b>Information</b> .....	(B)	(D)	(D)	2	1	—	1	—	—	—	—	—	—	
52	<b>Finance &amp; insurance</b> .....	71	392	1 648	14	9	3	2	—	—	—	—	—	—	
53	<b>Real estate &amp; rental &amp; leasing</b> .....	40	122	700	8	6	1	—	1	—	—	—	—	—	
54	<b>Professional, scientific &amp; technical services</b> .....	61	352	1 551	12	8	1	3	—	—	—	—	—	—	
55	<b>Management of companies &amp; enterprises</b> .	(A)	(D)	(D)	1	—	—	1	—	—	—	—	—	—	
56	<b>Admin, support, waste mgt, remediation services</b> .....	5	17	119	4	4	—	—	—	—	—	—	—	—	
61	<b>Educational services</b> .....	24	79	351	6	2	4	—	—	—	—	—	—	—	
62	<b>Health care and social assistance</b> .....	281	1 166	4 584	19	12	4	—	1	1	1	—	—	—	
622	Hospitals .....	(C)	(D)	(D)	1	—	—	—	—	—	1	—	—	—	
6221	General medical & surgical hospitals .....	(C)	(D)	(D)	1	—	—	—	—	—	1	—	—	—	
62211	General medical & surgical hospitals .....	(C)	(D)	(D)	1	—	—	—	—	—	1	—	—	—	
71	<b>Arts, entertainment &amp; recreation</b> .....	43	77	282	5	2	1	2	—	—	—	—	—	—	
72	<b>Accommodation &amp; food services</b> .....	251	597	2 616	18	8	2	4	3	1	—	—	—	—	
722	Food services & drinking places .....	(C)	(D)	(D)	14	5	2	4	2	1	—	—	—	—	
7221	Full-service restaurants .....	148	406	1 813	7	2	1	2	1	1	—	—	—	—	
72211	Full-service restaurants .....	148	406	1 813	7	2	1	2	1	1	—	—	—	—	
722110	Full-service restaurants .....	148	406	1 813	7	2	1	2	1	1	—	—	—	—	

See footnotes at end of table.

**Table 6. Counties—Employees, Payroll, and Establishments by Industry: 2001—Con.**

[Excludes most government employees, railroad employees, and self-employed persons. Size class 1 to 4 includes establishments with payroll, but no employees, during mid-March pay period. (D) denotes figures withheld to avoid disclosing data for individual companies; the data are included in broader industry totals. Detailed industries with 100 or more employees are shown if industry was not a (D). For explanation of terms, abbreviations, and data reliability/comparability, see introductory text]

NAICS code	Industry	Number of employees for week including March 12	Payroll (\$1,000)		Total number of establishments	Number of establishments by employment-size class								
			First quarter	Annual		1 to 4	5 to 9	10 to 19	20 to 49	50 to 99	100 to 249	250 to 499	500 to 999	1,000 or more
<b>TRIGG—Con.</b>														
81	<b>Other services (except public administration)</b>	145	439	1 794	41	33	7	—	1	—	—	—	—	—
813	Religious, grantmaking, civic, prof & like organizations	109	284	1 149	29	24	4	—	1	—	—	—	—	—
99	<b>Unclassified establishments</b>	(A)	(D)	(D)	2	1	—	1	—	—	—	—	—	—
<b>TRIMBLE</b>														
	<b>Total</b>	487	3 142	14 304	75	51	11	8	3	2	—	—	—	—
22	<b>Utilities</b>	(B)	(D)	(D)	2	1	—	—	—	1	—	—	—	—
23	<b>Construction</b>	12	39	174	9	9	—	—	—	—	—	—	—	—
31-33	<b>Manufacturing</b>	(A)	(D)	(D)	3	2	1	—	—	—	—	—	—	—
42	<b>Wholesale trade</b>	(A)	(D)	(D)	1	1	—	—	—	—	—	—	—	—
44-45	<b>Retail trade</b>	115	337	1 383	12	4	3	3	2	—	—	—	—	—
48-49	<b>Transportation &amp; warehousing</b>	(A)	(D)	(D)	1	1	—	—	—	—	—	—	—	—
51	<b>Information</b>	(A)	(D)	(D)	1	1	—	—	—	—	—	—	—	—
52	<b>Finance &amp; insurance</b>	44	302	1 281	4	1	1	2	—	—	—	—	—	—
53	<b>Real estate &amp; rental &amp; leasing</b>	(A)	(D)	(D)	3	2	1	—	—	—	—	—	—	—
54	<b>Professional, scientific &amp; technical services</b>	7	24	109	4	4	—	—	—	—	—	—	—	—
56	<b>Admin, support, waste mgt, remediation services</b>	2	10	254	4	4	—	—	—	—	—	—	—	—
62	<b>Health care and social assistance</b>	126	717	3 287	8	2	2	3	—	1	—	—	—	—
71	<b>Arts, entertainment &amp; recreation</b>	(A)	(D)	(D)	1	1	—	—	—	—	—	—	—	—
72	<b>Accommodation &amp; food services</b>	9	15	77	4	3	1	—	—	—	—	—	—	—
81	<b>Other services (except public administration)</b>	59	229	913	16	13	2	—	1	—	—	—	—	—
99	<b>Unclassified establishments</b>	(A)	(D)	(D)	2	2	—	—	—	—	—	—	—	—
<b>UNION</b>														
	<b>Total</b>	6 816	45 885	181 877	290	141	62	49	23	3	5	2	5	—
11	<b>Forestry, fishing, hunting, and agriculture support</b>	(A)	(D)	(D)	2	2	—	—	—	—	—	—	—	—
21	<b>Mining</b>	866	14 262	52 740	10	4	—	1	2	1	—	2	—	—
212	Mining (except oil & gas)	(F)	(D)	(D)	8	3	—	—	2	1	—	2	—	—
2121	Coal mining	(F)	(D)	(D)	8	3	—	—	2	1	—	2	—	—
21211	Coal mining	(F)	(D)	(D)	8	3	—	—	2	1	—	2	—	—
22	<b>Utilities</b>	(B)	(D)	(D)	2	—	1	1	—	—	—	—	—	—
23	<b>Construction</b>	1 105	7 612	33 747	25	13	5	4	1	—	1	—	1	—
234	Heavy construction	(C)	(D)	(D)	5	3	1	—	—	—	1	—	—	—
2349	Other heavy construction	(C)	(D)	(D)	5	3	1	—	—	—	1	—	—	—
23492	Pwr, communication transmsn line construction	(C)	(D)	(D)	1	—	—	—	—	—	1	—	—	—
235	Special trade contractors	851	5 715	24 713	14	6	4	2	1	—	—	—	1	—
2353	Electrical contractors	(F)	(D)	(D)	3	—	—	1	1	—	—	—	1	—
23531	Electrical contractors	(F)	(D)	(D)	3	—	—	1	1	—	—	—	1	—
31-33	<b>Manufacturing</b>	928	5 795	22 105	16	4	5	4	1	—	1	—	1	—
326	Plastics & rubber products mfg	(C)	(D)	(D)	1	—	—	—	—	—	1	—	—	—
3262	Rubber product mfg	(C)	(D)	(D)	1	—	—	—	—	—	1	—	—	—
32629	Other rubber product mfg	(C)	(D)	(D)	1	—	—	—	—	—	1	—	—	—
336	Transportation equipment mfg	(F)	(D)	(D)	2	1	—	—	—	—	—	—	1	—
3363	Motor vehicle parts mfg	(F)	(D)	(D)	2	1	—	—	—	—	—	—	1	—
33632	MV electrical & electronic equipment mfg	(F)	(D)	(D)	2	1	—	—	—	—	—	—	1	—
42	<b>Wholesale trade</b>	179	1 135	4 865	17	7	2	6	2	—	—	—	—	—
44-45	<b>Retail trade</b>	1 289	6 264	24 728	68	27	21	15	3	—	1	—	1	—
441	Motor vehicle & parts dealers	(F)	(D)	(D)	7	2	3	—	1	—	—	—	1	—
4413	Automotive parts, accessories & tire stores	(F)	(D)	(D)	4	—	3	—	—	—	—	—	1	—
44131	Automotive parts, accessories & tire stores	(F)	(D)	(D)	3	—	2	—	—	—	—	—	1	—
444	Bldg material & garden equip & supp dealers	106	447	1 902	12	3	3	6	—	—	—	—	—	—
445	Food & beverage stores	130	340	1 480	17	8	3	5	1	—	—	—	—	—
452	General merchandise stores	(C)	(D)	(D)	4	—	3	—	—	—	1	—	—	—
4521	Department stores	(C)	(D)	(D)	1	—	—	—	—	—	1	—	—	—
45211	Department stores	(C)	(D)	(D)	1	—	—	—	—	—	1	—	—	—
48-49	<b>Transportation &amp; warehousing</b>	65	475	2 132	14	9	3	2	—	—	—	—	—	—
51	<b>Information</b>	24	185	511	4	1	3	—	—	—	—	—	—	—
52	<b>Finance &amp; insurance</b>	94	681	2 383	12	7	1	2	2	—	—	—	—	—
53	<b>Real estate &amp; rental &amp; leasing</b>	8	9	55	5	5	—	—	—	—	—	—	—	—

See footnotes at end of table.

**Table 6. Counties—Employees, Payroll, and Establishments by Industry: 2001—Con.**

[Excludes most government employees, railroad employees, and self-employed persons. Size class 1 to 4 includes establishments with payroll, but no employees, during mid-March pay period. (D) denotes figures withheld to avoid disclosing data for individual companies; the data are included in broader industry totals. Detailed industries with 100 or more employees are shown if industry was not a (D). For explanation of terms, abbreviations, and data reliability/comparability, see introductory text]

NAICS code	Industry	Number of employees for week including March 12	Payroll (\$1,000)		Total number of establishments	Number of establishments by employment-size class									
			First quarter	Annual		1 to 4	5 to 9	10 to 19	20 to 49	50 to 99	100 to 249	250 to 499	500 to 999	1,000 or more	
<b>UNION—Con.</b>															
<b>54</b>	<b>Professional, scientific &amp; technical services</b>	<b>537</b>	<b>1 104</b>	<b>4 503</b>	<b>12</b>	<b>8</b>	<b>3</b>	—	—	—	—	—	—	<b>1</b>	—
541	Professional, scientific & technical services	537	1 104	4 503	12	8	3	—	—	—	—	—	—	1	—
5415	Computer systems design & related services	(F)	(D)	(D)	1	—	—	—	—	—	—	—	—	1	—
54151	Computer systems design & related services	(F)	(D)	(D)	1	—	—	—	—	—	—	—	—	1	—
<b>55</b>	<b>Management of companies &amp; enterprises</b>	<b>(B)</b>	<b>(D)</b>	<b>(D)</b>	<b>1</b>	—	—	—	<b>1</b>	—	—	—	—	—	—
<b>56</b>	<b>Admin, support, waste mgt, remediation services</b>	<b>89</b>	<b>648</b>	<b>2 871</b>	<b>10</b>	<b>5</b>	<b>2</b>	<b>2</b>	<b>1</b>	—	—	—	—	—	—
<b>61</b>	<b>Educational services</b>	<b>50</b>	<b>287</b>	<b>1 181</b>	<b>4</b>	<b>2</b>	—	—	<b>2</b>	—	—	—	—	—	—
<b>62</b>	<b>Health care and social assistance</b>	<b>1 047</b>	<b>5 223</b>	<b>21 222</b>	<b>26</b>	<b>13</b>	<b>5</b>	<b>2</b>	<b>1</b>	<b>2</b>	<b>2</b>	—	<b>1</b>	—	—
622	Hospitals	(C)	(D)	(D)	1	—	—	—	—	—	<b>1</b>	—	—	—	—
6221	General medical & surgical hospitals	(C)	(D)	(D)	1	—	—	—	—	—	<b>1</b>	—	—	—	—
62211	General medical & surgical hospitals	(C)	(D)	(D)	1	—	—	—	—	—	<b>1</b>	—	—	—	—
623	Nursing & residential care facilities	132	538	2 187	3	—	—	<b>1</b>	—	<b>2</b>	—	—	—	—	—
624	Social assistance	(F)	(D)	(D)	9	4	<b>2</b>	<b>1</b>	—	—	<b>1</b>	—	—	<b>1</b>	—
6243	Vocational rehabilitation services	(F)	(D)	(D)	3	<b>1</b>	—	—	—	—	<b>1</b>	—	—	<b>1</b>	—
62431	Vocational rehabilitation services	(F)	(D)	(D)	3	<b>1</b>	—	—	—	—	<b>1</b>	—	—	<b>1</b>	—
<b>71</b>	<b>Arts, entertainment &amp; recreation</b>	<b>29</b>	<b>63</b>	<b>316</b>	<b>5</b>	<b>2</b>	<b>2</b>	<b>1</b>	—	—	—	—	—	—	—
<b>72</b>	<b>Accommodation &amp; food services</b>	<b>251</b>	<b>484</b>	<b>2 092</b>	<b>21</b>	<b>7</b>	<b>2</b>	<b>8</b>	<b>4</b>	—	—	—	—	—	—
722	Food services & drinking places	(C)	(D)	(D)	19	5	<b>2</b>	<b>8</b>	<b>4</b>	—	—	—	—	—	—
7222	Limited-service eating places	156	272	1 191	12	4	—	<b>5</b>	<b>3</b>	—	—	—	—	—	—
72221	Limited-service eating places	156	272	1 191	12	4	—	<b>5</b>	<b>3</b>	—	—	—	—	—	—
722211	Limited-service restaurants	156	272	1 191	12	4	—	<b>5</b>	<b>3</b>	—	—	—	—	—	—
<b>81</b>	<b>Other services (except public administration)</b>	<b>183</b>	<b>552</b>	<b>2 370</b>	<b>31</b>	<b>21</b>	<b>6</b>	<b>1</b>	<b>3</b>	—	—	—	—	—	—
813	Religious, grantmaking, civic, prof & like organizations	130	280	1 196	18	12	<b>3</b>	—	<b>3</b>	—	—	—	—	—	—
<b>95</b>	<b>Auxiliaries (exc corporate, subsidiary &amp; regional mgt)</b>	<b>(A)</b>	<b>(D)</b>	<b>(D)</b>	<b>1</b>	—	<b>1</b>	—	—	—	—	—	—	—	—
<b>99</b>	<b>Unclassified establishments</b>	<b>(A)</b>	<b>(D)</b>	<b>(D)</b>	<b>4</b>	<b>4</b>	—	—	—	—	—	—	—	—	—
<b>WARREN</b>															
	<b>Total</b>	<b>42 788</b>	<b>270 236</b>	<b>1 126 082</b>	<b>2 527</b>	<b>1 158</b>	<b>559</b>	<b>391</b>	<b>263</b>	<b>86</b>	<b>50</b>	<b>15</b>	<b>4</b>	<b>1</b>	—
<b>11</b>	<b>Forestry, fishing, hunting, and agriculture support</b>	<b>(A)</b>	<b>(D)</b>	<b>(D)</b>	<b>4</b>	<b>4</b>	—	—	—	—	—	—	—	—	—
<b>21</b>	<b>Mining</b>	<b>164</b>	<b>1 760</b>	<b>7 016</b>	<b>13</b>	<b>5</b>	<b>2</b>	<b>4</b>	<b>1</b>	<b>1</b>	—	—	—	—	—
<b>22</b>	<b>Utilities</b>	<b>(C)</b>	<b>(D)</b>	<b>(D)</b>	<b>3</b>	<b>1</b>	—	—	<b>1</b>	—	<b>1</b>	—	—	—	—
221	Utilities	(C)	(D)	(D)	3	1	—	—	<b>1</b>	—	<b>1</b>	—	—	—	—
2211	Elec pwr generation, transmsn & distribution	(C)	(D)	(D)	1	—	—	—	—	—	<b>1</b>	—	—	—	—
22112	Electric pwr transmsn, control & distribution	(C)	(D)	(D)	1	—	—	—	—	—	<b>1</b>	—	—	—	—
<b>23</b>	<b>Construction</b>	<b>2 547</b>	<b>16 494</b>	<b>74 202</b>	<b>268</b>	<b>150</b>	<b>49</b>	<b>38</b>	<b>24</b>	<b>4</b>	<b>3</b>	—	—	—	—
233	Building, developing & general contracting	770	5 658	23 393	75	46	12	11	4	—	<b>2</b>	—	—	—	—
2332	Residential building construction	(C)	(D)	(D)	55	39	11	5	—	—	—	—	—	—	—
23321	Single-family housing construction	206	1 044	4 200	54	38	11	5	—	—	—	—	—	—	—
233210	Single-family housing construction	206	1 044	4 200	54	38	11	5	—	—	—	—	—	—	—
2333	Nonresidential building construction	(F)	(D)	(D)	18	7	—	<b>6</b>	<b>3</b>	—	<b>2</b>	—	—	—	—
23331	Mfg & industrial building construction	(C)	(D)	(D)	2	—	—	<b>1</b>	—	—	<b>1</b>	—	—	—	—
23332	Commercial & institutional bldg construction	386	2 825	11 763	16	7	—	<b>5</b>	<b>3</b>	—	<b>1</b>	—	—	—	—
233320	Commercial & institutional bldg construction	386	2 825	11 763	16	7	—	<b>5</b>	<b>3</b>	—	<b>1</b>	—	—	—	—
234	Heavy construction	389	2 873	17 436	21	4	5	4	7	1	—	—	—	—	—
2341	Highway, street, bridge & tunnel construction	208	1 491	12 288	9	—	<b>3</b>	<b>2</b>	<b>3</b>	<b>1</b>	—	—	—	—	—
23411	Highway & street construction	208	1 491	12 288	9	—	<b>3</b>	<b>2</b>	<b>3</b>	<b>1</b>	—	—	—	—	—
234110	Highway & street construction	208	1 491	12 288	9	—	<b>3</b>	<b>2</b>	<b>3</b>	<b>1</b>	—	—	—	—	—
2349	Other heavy construction	181	1 382	5 148	12	4	<b>2</b>	<b>2</b>	<b>4</b>	—	—	—	—	—	—
235	Special trade contractors	1 388	7 963	33 373	172	100	32	23	13	<b>3</b>	<b>1</b>	—	—	—	—
2351	Plumbing, heating & AC contractor	263	1 755	6 686	37	20	10	5	1	<b>1</b>	—	—	—	—	—
23511	Plumbing, heating & AC contractor	263	1 755	6 686	37	20	10	5	1	<b>1</b>	—	—	—	—	—
235110	Plumbing, heating & AC contractor	263	1 755	6 686	37	20	10	5	1	<b>1</b>	—	—	—	—	—
2352	Painting & wall covering contractors	116	574	2 793	17	13	—	<b>2</b>	<b>2</b>	—	—	—	—	—	—
23521	Painting & wall covering contractors	116	574	2 793	17	13	—	<b>2</b>	<b>2</b>	—	—	—	—	—	—
235210	Painting & wall covering contractors	116	574	2 793	17	13	—	<b>2</b>	<b>2</b>	—	—	—	—	—	—
2353	Electrical contractors	312	2 486	9 889	28	11	7	6	3	<b>1</b>	—	—	—	—	—
23531	Electrical contractors	312	2 486	9 889	28	11	7	6	3	<b>1</b>	—	—	—	—	—
235310	Electrical contractors	312	2 486	9 889	28	11	7	6	3	<b>1</b>	—	—	—	—	—
2354	Masonry, drywall, insulation, tile contractors	218	653	2 327	21	13	<b>3</b>	<b>4</b>	—	—	<b>1</b>	—	—	—	—
23541	Masonry & stone contractors	(C)	(D)	(D)	17	11	<b>3</b>	<b>2</b>	—	—	<b>1</b>	—	—	—	—
2357	Concrete contractors	135	687	3 419	14	7	<b>2</b>	<b>1</b>	<b>4</b>	—	—	—	—	—	—
23571	Concrete contractors	135	687	3 419	14	7	<b>2</b>	<b>1</b>	<b>4</b>	—	—	—	—	—	—
235710	Concrete contractors	135	687	3 419	14	7	<b>2</b>	<b>1</b>	<b>4</b>	—	—	—	—	—	—
2359	Other special trade contractors	165	967	4 193	24	14	<b>4</b>	<b>4</b>	<b>2</b>	—	—	—	—	—	—
23599	All other special trade contractors	101	507	2 096	15	9	<b>3</b>	<b>2</b>	<b>1</b>	—	—	—	—	—	—
235990	All other special trade contractors	101	507	2 096	15	9	<b>3</b>	<b>2</b>	<b>1</b>	—	—	—	—	—	—

See footnotes at end of table.

**Table 6. Counties—Employees, Payroll, and Establishments by Industry: 2001—Con.**

[Excludes most government employees, railroad employees, and self-employed persons. Size class 1 to 4 includes establishments with payroll, but no employees, during mid-March pay period. (D) denotes figures withheld to avoid disclosing data for individual companies; the data are included in broader industry totals. Detailed industries with 100 or more employees are shown if industry was not a (D). For explanation of terms, abbreviations, and data reliability/comparability, see introductory text]

NAICS code	Industry	Number of employees for week including March 12	Payroll (\$1,000)		Total number of establishments	Number of establishments by employment-size class									
			First quarter	Annual		1 to 4	5 to 9	10 to 19	20 to 49	50 to 99	100 to 249	250 to 499	500 to 999	1,000 or more	
<b>WARREN—Con.</b>															
<b>31-33</b>	<b>Manufacturing</b>	<b>8 030</b>	<b>73 941</b>	<b>306 795</b>	<b>94</b>	<b>22</b>	<b>14</b>	<b>14</b>	<b>13</b>	<b>8</b>	<b>17</b>	<b>3</b>	<b>3</b>	—	
311	Food mfg	722	6 669	28 572	6	2	—	1	1	—	1	1	—	—	
3111	Animal food mfg	(C)	(D)	(D)	1	—	—	—	—	—	1	—	—	—	
31111	Animal food mfg	(C)	(D)	(D)	1	—	—	—	—	—	1	—	—	—	
3118	Bakeries & tortilla mfg	(E)	(D)	(D)	2	—	—	1	—	—	—	1	—	—	
31181	Bread & bakery product mfg	(E)	(D)	(D)	2	—	—	1	—	—	—	1	—	—	
312	Beverage & tobacco product mfg	188	1 174	5 169	5	—	1	1	—	2	—	—	—	—	
3122	Tobacco mfg	(C)	(D)	(D)	2	—	—	—	1	1	—	—	—	—	
31222	Tobacco product mfg	(C)	(D)	(D)	2	—	—	—	1	1	—	—	—	—	
315	Apparel manufacturing	(E)	(D)	(D)	4	2	—	—	—	—	2	—	—	—	
3152	Cut & sew apparel mfg	(C)	(D)	(D)	2	1	—	—	—	—	1	—	—	—	
31522	Men's, boys' cut & sew apparel mfg	(C)	(D)	(D)	1	—	—	—	—	—	1	—	—	—	
3159	Apparel accessories & other apparel mfg	(C)	(D)	(D)	1	—	—	—	—	—	1	—	—	—	
31599	Apparel accessories & other apparel mfg	(C)	(D)	(D)	1	—	—	—	—	—	1	—	—	—	
321	Wood product mfg	239	1 346	5 497	10	5	—	2	2	—	1	—	—	—	
3219	Other wood product mfg	(C)	(D)	(D)	9	4	—	2	2	—	1	—	—	—	
32191	Millwork	(C)	(D)	(D)	2	—	—	—	1	—	1	—	—	—	
322	Paper mfg	528	5 161	22 709	4	1	—	—	—	—	3	—	—	—	
3222	Converted paper product mfg	528	5 161	22 709	4	1	—	—	—	—	3	—	—	—	
32221	Paperboard container mfg	528	5 161	22 709	4	1	—	—	—	—	3	—	—	—	
323	Printing & related support activities	230	2 242	7 823	8	2	4	1	—	—	1	—	—	—	
3231	Printing & related support activities	230	2 242	7 823	8	2	4	1	—	—	1	—	—	—	
32311	Printing	230	2 242	7 823	8	2	4	1	—	—	1	—	—	—	
325	Chemical mfg	(F)	(D)	(D)	3	1	—	—	—	1	—	—	1	—	
3256	Soap, cleaners & toilet preparation mfg	(F)	(D)	(D)	1	—	—	—	—	—	—	—	1	—	
32561	Soap & cleaning compound mfg	(F)	(D)	(D)	1	—	—	—	—	—	—	—	1	—	
326	Plastics & rubber products mfg	829	7 026	28 081	9	1	—	1	1	2	4	—	—	—	
3261	Plastics product mfg	(E)	(D)	(D)	6	—	—	1	1	2	2	—	—	—	
32611	Unsupported plastics film, sheet, & bag mfg	(C)	(D)	(D)	1	—	—	—	—	—	1	—	—	—	
32619	Other plastics product mfg	356	2 551	9 869	5	—	—	1	1	2	1	—	—	—	
326199	All other plastics product mfg	356	2 551	9 869	5	—	—	1	1	2	1	—	—	—	
3262	Rubber product mfg	(E)	(D)	(D)	3	1	—	—	—	—	2	—	—	—	
32622	Rubber & plastics hoses & belting mfg	(C)	(D)	(D)	1	—	—	—	—	—	1	—	—	—	
32629	Other rubber product mfg	(C)	(D)	(D)	1	—	—	—	—	—	1	—	—	—	
331	Primary metal mfg	(C)	(D)	(D)	1	—	—	—	—	—	1	—	—	—	
3315	Foundries	(C)	(D)	(D)	1	—	—	—	—	—	1	—	—	—	
33152	Nonferrous metal foundries	(C)	(D)	(D)	1	—	—	—	—	—	1	—	—	—	
332	Fabricated metal product mfg	572	5 228	21 756	10	1	1	2	3	1	2	—	—	—	
3323	Architectural & structural metals mfg	(C)	(D)	(D)	2	—	—	1	—	—	1	—	—	—	
33231	Plate work & fabricated structural prod mfg	(C)	(D)	(D)	2	—	—	1	—	—	1	—	—	—	
3326	Spring & wire product mfg	(C)	(D)	(D)	1	—	—	—	—	—	1	—	—	—	
33261	Spring & wire product mfg	(C)	(D)	(D)	1	—	—	—	—	—	1	—	—	—	
3327	Mach shops, turn prod, screw, nut, bolt mfg	142	1 078	4 519	5	1	1	1	1	1	—	—	—	—	
33272	Turned product & screw, nut & bolt mfg	(C)	(D)	(D)	2	—	—	—	1	1	—	—	—	—	
333	Machinery mfg	(F)	(D)	(D)	5	1	1	—	1	1	—	1	—	—	
3334	HVAC & commercial refrigeration equipment mfg	(E)	(D)	(D)	1	—	—	—	—	—	—	1	—	—	
33341	HVAC & commercial refrigeration equipment mfg	(E)	(D)	(D)	1	—	—	—	—	—	—	1	—	—	
3339	Other general purpose machinery mfg	(C)	(D)	(D)	2	—	—	—	1	1	—	—	—	—	
33399	All other general purpose machinery mfg	(C)	(D)	(D)	2	—	—	—	1	1	—	—	—	—	
336	Transportation equipment mfg	1 799	22 485	89 531	7	—	1	1	1	1	1	1	1	—	
3361	Motor vehicle mfg	(F)	(D)	(D)	1	—	—	—	—	—	—	—	1	—	
33611	Automobile & light duty motor vehicle mfg	(F)	(D)	(D)	1	—	—	—	—	—	—	—	1	—	
3363	Motor vehicle parts mfg	(F)	(D)	(D)	4	—	—	1	—	1	1	1	—	—	
33631	Motor vehicle gas engine & engine parts mfg	(F)	(D)	(D)	2	—	—	1	—	—	—	1	—	—	
33639	Other motor vehicle parts mfg	(C)	(D)	(D)	1	—	—	—	—	—	—	—	—	—	
337	Furniture & related product mfg	971	6 626	25 134	7	1	3	—	1	—	1	—	1	—	
3371	HH & institutional furniture & kitchen cabinet mfg	(F)	(D)	(D)	4	1	2	—	—	—	—	—	1	—	
33712	Household & institutional furniture mfg	(F)	(D)	(D)	3	1	1	—	—	—	—	—	1	—	
3372	Office furniture (including fixtures) mfg	(C)	(D)	(D)	2	—	1	—	—	—	1	—	—	—	
33721	Office furniture (including fixtures) mfg	(C)	(D)	(D)	2	—	1	—	—	—	1	—	—	—	
<b>42</b>	<b>Wholesale trade</b>	<b>2 040</b>	<b>15 785</b>	<b>66 254</b>	<b>150</b>	<b>60</b>	<b>43</b>	<b>24</b>	<b>16</b>	<b>4</b>	<b>2</b>	<b>1</b>	—	—	
421	Wholesale trade, durable goods	960	6 523	26 417	97	40	28	19	8	1	1	—	—	—	
4211	Motor vehicle, motor vehicle pt & supply whsle	265	1 514	5 843	9	4	—	1	2	1	1	—	—	—	
42112	Motor vehicle supplies & new parts whsle	168	1 184	4 631	5	2	—	1	1	—	1	—	—	—	
421120	Motor vehicle supplies & new parts whsle	168	1 184	4 631	5	2	—	1	1	—	1	—	—	—	
4213	Lumber & other construction materials whsle	108	815	3 250	10	2	2	5	1	—	—	—	—	—	
4218	Machinery, equipment & supplies whsle	325	2 537	10 535	33	12	9	8	4	—	—	—	—	—	
422	Wholesale trade, nondurable goods	1 080	9 262	39 837	53	20	15	5	8	3	1	1	—	—	
4224	Grocery & related product whsle	320	2 530	12 563	9	2	3	1	1	1	1	—	—	—	
42249	Other grocery & related products whsle	214	1 777	7 115	4	1	—	1	—	—	1	—	—	—	
422490	Other grocery & related products whsle	214	1 777	7 115	4	1	—	1	—	—	1	—	—	—	
4225	Farm product raw material whsle	109	298	1 126	9	2	4	1	2	—	—	—	—	—	
4229	Miscellaneous nondurable goods whsle	405	3 592	14 408	12	7	2	—	1	1	—	1	—	—	
42294	Tobacco & tobacco product whsle	(E)	(D)	(D)	1	—	—	—	—	—	—	1	—	—	

See footnotes at end of table.



**Table 6. Counties—Employees, Payroll, and Establishments by Industry: 2001—Con.**

[Excludes most government employees, railroad employees, and self-employed persons. Size class 1 to 4 includes establishments with payroll, but no employees, during mid-March pay period. (D) denotes figures withheld to avoid disclosing data for individual companies; the data are included in broader industry totals. Detailed industries with 100 or more employees are shown if industry was not a (D). For explanation of terms, abbreviations, and data reliability/comparability, see introductory text]

NAICS code	Industry	Number of employees for week including March 12	Payroll (\$1,000)		Total number of establishments	Number of establishments by employment-size class								
			First quarter	Annual		1 to 4	5 to 9	10 to 19	20 to 49	50 to 99	100 to 249	250 to 499	500 to 999	1,000 or more
<b>WARREN—Con.</b>														
<b>44-45</b>	<b>Retail trade</b>	<b>7 330</b>	<b>29 883</b>	<b>121 730</b>	<b>548</b>	<b>198</b>	<b>167</b>	<b>114</b>	<b>47</b>	<b>12</b>	<b>6</b>	<b>4</b>		
441	Motor vehicle & parts dealers	857	5 605	23 576	64	21	15	18	5	5				
4411	Automobile dealers	522	3 770	16 050	28	9	8	3	3	5				
44111	New car dealers	466	3 554	15 059	15	2	3	2	3	5				
441110	New car dealers	466	3 554	15 059	15	2	3	2	3	5				
4413	Automotive parts, accessories & tire stores	244	1 334	5 370	27	9	4	14						
44131	Automotive parts, accessories & tire stores	132	661	2 487	18	9	1	8						
441310	Automotive parts, accessories & tire stores	132	661	2 487	18	9	1	8						
44132	Tire dealers	112	673	2 883	9		3	6						
441320	Tire dealers	112	673	2 883	9		3	6						
442	Furniture & home furnishing stores	212	1 044	4 097	42	24	10	8						
4421	Furniture stores	106	613	2 127	15	6	4	5						
44211	Furniture stores	106	613	2 127	15	6	4	5						
442110	Furniture stores	106	613	2 127	15	6	4	5						
4422	Home furnishings stores	106	431	1 970	27	18	6	3						
443	Electronics & appliance stores	245	1 211	4 785	22	8	7	3	3	1				
4431	Electronics & appliance stores	245	1 211	4 785	22	8	7	3	3	1				
44311	Appliance, TV & all other electronics stores	214	1 104	4 266	18	6	6	3	2	1				
443112	Radio, television & other electronics stores	147	681	2 679	12	4	4	3		1				
444	Bldg material & garden equip & supp dealers	653	4 014	16 688	54	15	21	13	4		1			
4441	Building material & supplies dealers	460	3 146	13 032	32	10	9	9	3		1			
44411	Home centers	(C)	(D)	(D)	1						1			
44419	Other building material dealers	286	2 300	9 182	24	7	5	9	3					
444190	Other building material dealers	286	2 300	9 182	24	7	5	9	3					
4442	Lawn & garden equip & supplies stores	193	868	3 656	22	5	12	4	1					
44422	Nursery & garden centers	129	565	2 234	15	3	8	4						
444220	Nursery & garden centers	129	565	2 234	15	3	8	4						
445	Food & beverage stores	1 319	3 661	14 581	62	25	16	9	7	2	1	2		
4451	Grocery stores	1 190	3 219	12 806	37	11	9	5	7	2	1	2		
44511	Grocery (except convenience) stores	1 141	3 095	12 308	27	7	4	4	7	2	1	2		
445110	Grocery (except convenience) stores	1 141	3 095	12 308	27	7	4	4	7	2	1	2		
4453	Beer, wine & liquor stores	111	360	1 462	20	11	5	4						
44531	Beer, wine & liquor stores	111	360	1 462	20	11	5	4						
445310	Beer, wine & liquor stores	111	360	1 462	20	11	5	4						
446	Health & personal care stores	325	1 775	7 163	36	13	11	10	2					
4461	Health & personal care stores	325	1 775	7 163	36	13	11	10	2					
44611	Pharmacies & drug stores	206	1 290	5 315	16	1	7	7	1					
446110	Pharmacies & drug stores	206	1 290	5 315	16	1	7	7	1					
447	Gasoline stations	605	1 870	7 876	57	14	19	18	5	1				
4471	Gasoline stations	605	1 870	7 876	57	14	19	18	5	1				
44711	Gasoline stations with convenience stores	478	1 480	6 153	43	6	15	17	5					
447110	Gasoline stations with convenience stores	478	1 480	6 153	43	6	15	17	5					
44719	Other gasoline stations	127	390	1 723	14	8	4	1		1				
447190	Other gasoline stations	127	390	1 723	14	8	4	1		1				
448	Clothing & clothing accessories stores	791	2 305	8 865	84	27	31	18	7	1				
4481	Clothing stores	543	1 473	5 772	49	18	14	9	7	1				
44812	Women's clothing stores	122	219	1 052	15	7	4	2	2					
448120	Women's clothing stores	122	219	1 052	15	7	4	2	2					
44814	Family clothing stores	300	856	3 253	16	2	5	4	4	1				
448140	Family clothing stores	300	856	3 253	16	2	5	4	4	1				
4482	Shoe stores	133	361	1 484	17	3	10	4						
44821	Shoe stores	133	361	1 484	17	3	10	4						
448210	Shoe stores	133	361	1 484	17	3	10	4						
4483	Jewelry, luggage & leather goods stores	115	471	1 609	18	6	7	5						
44831	Jewelry stores	115	471	1 609	18	6	7	5						
448310	Jewelry stores	115	471	1 609	18	6	7	5						
451	Sporting goods, hobby, book & music stores	248	764	3 062	23	8	6	4	5					
4511	Sporting goods, hobby, musical instrument stores	166	520	2 202	17	7	4	2	4					
452	General merchandise stores	1 337	5 005	20 276	22	2	10	2	2		4	2		
4521	Department stores	743	2 520	10 165	6				1		4	1		
45211	Department stores	743	2 520	10 165	6				1		4	1		
452110	Department stores	743	2 520	10 165	6				1		4	1		
4529	Other general merchandise stores	594	2 485	10 111	16	2	10	2	1			1		
45291	Warehouse clubs & superstores	(E)	(D)	(D)	1							1		
45299	All other general merchandise stores	(C)	(D)	(D)	15	2	10	2	1					
453	Miscellaneous store retailers	529	1 674	6 970	66	31	19	11	4	1				
4532	Office supplies, stationery & gift stores	266	729	2 978	21	7	6	4	3	1				
45321	Office supplies & stationery stores	148	489	1 970	6	2	1		2	1				
453210	Office supplies & stationery stores	148	489	1 970	6	2	1		2	1				
45322	Gift, novelty & souvenir stores	118	240	1 008	15	5	5	4	1					
453220	Gift, novelty & souvenir stores	118	240	1 008	15	5	5	4	1					
4539	Other miscellaneous store retailers	158	673	2 897	29	15	9	5						
454	Nonstore retailers	209	955	3 791	16	10	2		3	1				
4541	Electronic shopping & mail-order houses	104	337	1 592	6	5				1				
45411	Electronic shopping & mail-order houses	104	337	1 592	6	5				1				
454110	Electronic shopping & mail-order houses	104	337	1 592	6	5				1				

See footnotes at end of table.

**Table 6. Counties—Employees, Payroll, and Establishments by Industry: 2001—Con.**

[Excludes most government employees, railroad employees, and self-employed persons. Size class 1 to 4 includes establishments with payroll, but no employees, during mid-March pay period. (D) denotes figures withheld to avoid disclosing data for individual companies; the data are included in broader industry totals. Detailed industries with 100 or more employees are shown if industry was not a (D). For explanation of terms, abbreviations, and data reliability/comparability, see introductory text]

NAICS code	Industry	Number of employees for week including March 12	Payroll (\$1,000)		Total number of establishments	Number of establishments by employment-size class								
			First quarter	Annual		1 to 4	5 to 9	10 to 19	20 to 49	50 to 99	100 to 249	250 to 499	500 to 999	1,000 or more
<b>WARREN—Con.</b>														
<b>48-49</b>	<b>Transportation &amp; warehousing</b>	<b>845</b>	<b>6 326</b>	<b>27 322</b>	<b>69</b>	<b>35</b>	<b>9</b>	<b>12</b>	<b>10</b>	<b>2</b>	<b>1</b>	—	—	—
484	Truck transportation	670	5 343	23 352	45	20	7	7	8	2	1	—	—	—
4841	General freight trucking	456	3 809	16 129	25	11	5	2	5	1	1	—	—	—
48412	General freight trucking, long-distance	405	3 546	14 884	17	6	3	2	4	1	1	—	—	—
484121	General freight trucking, long-distance, TL	186	1 332	5 592	8	5	1	—	1	—	1	—	—	—
484122	General freight trucking, long-distance, LTL	219	2 214	9 292	9	1	2	2	3	1	—	—	—	—
4842	Specialized freight trucking	214	1 534	7 223	20	9	2	5	3	1	—	—	—	—
48423	Specialized freight (exc used) trucking, LDist	109	1 126	4 563	7	1	1	2	3	—	—	—	—	—
484230	Specialized freight (exc used) trucking, LDist	109	1 126	4 563	7	1	1	2	3	—	—	—	—	—
<b>51</b>	<b>Information</b>	<b>591</b>	<b>4 118</b>	<b>16 125</b>	<b>33</b>	<b>17</b>	<b>2</b>	<b>3</b>	<b>8</b>	<b>2</b>	<b>1</b>	—	—	—
511	Publishing industries	(C)	(D)	(D)	4	3	—	—	—	—	1	—	—	—
5111	Newspaper, periodical, book, database publishers	(C)	(D)	(D)	4	3	—	—	—	—	1	—	—	—
51111	Newspaper publishers	(C)	(D)	(D)	2	1	—	—	—	—	1	—	—	—
513	Broadcasting & telecommunications	329	2 492	9 538	16	6	1	1	6	2	—	—	—	—
5131	Radio & television broadcasting	(C)	(D)	(D)	6	1	—	1	3	1	—	—	—	—
5133	Telecommunications	115	1 166	4 722	8	5	—	—	2	1	—	—	—	—
<b>52</b>	<b>Finance &amp; insurance</b>	<b>1 383</b>	<b>12 714</b>	<b>47 280</b>	<b>147</b>	<b>73</b>	<b>36</b>	<b>22</b>	<b>10</b>	<b>6</b>	—	—	—	—
522	Credit intermediation & related activities	733	5 629	21 454	67	29	21	9	4	4	—	—	—	—
5221	Depository credit intermediation	618	4 851	17 849	37	8	15	6	4	4	—	—	—	—
52211	Commercial banking	548	4 475	16 429	32	7	12	6	3	4	—	—	—	—
522110	Commercial banking	548	4 475	16 429	32	7	12	6	3	4	—	—	—	—
523	Security, commodity contracts & like activity	172	3 749	12 094	23	14	1	6	2	—	—	—	—	—
5231	Scrtcy & comdty contracts intermed & brokerage	(C)	(D)	(D)	16	8	1	6	1	—	—	—	—	—
52312	Securities brokerage	120	2 522	8 793	15	7	1	6	1	—	—	—	—	—
523120	Securities brokerage	120	2 522	8 793	15	7	1	6	1	—	—	—	—	—
524	Insurance carriers & related activities	478	3 336	13 732	57	30	14	7	4	2	—	—	—	—
5241	Insurance carriers	159	1 454	5 882	16	9	3	2	1	1	—	—	—	—
52411	Direct life, health, medical insurance carriers	128	1 138	4 618	8	3	2	1	1	1	—	—	—	—
5242	Agencies & other insurance related activities	319	1 882	7 850	41	21	11	5	3	1	—	—	—	—
52421	Insurance agencies & brokerages	262	1 351	5 744	37	20	10	4	2	1	—	—	—	—
524210	Insurance agencies & brokerages	262	1 351	5 744	37	20	10	4	2	1	—	—	—	—
<b>53</b>	<b>Real estate &amp; rental &amp; leasing</b>	<b>487</b>	<b>2 213</b>	<b>10 214</b>	<b>99</b>	<b>66</b>	<b>22</b>	<b>7</b>	<b>4</b>	—	—	—	—	—
531	Real estate	344	1 591	7 595	79	58	15	3	3	—	—	—	—	—
5311	Lessors of real estate	125	399	1 772	35	27	6	1	1	—	—	—	—	—
5313	Activities related to real estate	169	946	4 277	22	12	7	1	2	—	—	—	—	—
53131	Real estate property managers	150	830	3 804	13	4	6	1	2	—	—	—	—	—
532	Rental & leasing services	143	622	2 619	20	8	7	4	1	—	—	—	—	—
<b>54</b>	<b>Professional, scientific &amp; technical services</b>	<b>1 176</b>	<b>6 860</b>	<b>29 020</b>	<b>187</b>	<b>115</b>	<b>39</b>	<b>20</b>	<b>12</b>	<b>1</b>	—	—	—	—
541	Professional, scientific & technical services	1 176	6 860	29 020	187	115	39	20	12	1	—	—	—	—
5411	Legal services	408	2 517	11 906	55	30	12	7	6	—	—	—	—	—
54111	Offices of lawyers	408	2 517	11 906	55	30	12	7	6	—	—	—	—	—
541110	Offices of lawyers	408	2 517	11 906	55	30	12	7	6	—	—	—	—	—
5412	Accounting, tax prep, bookkeep, payroll services	315	1 470	5 389	39	25	9	—	4	1	—	—	—	—
54121	Accounting, tax prep, bookkeep, payroll services	315	1 470	5 389	39	25	9	—	4	1	—	—	—	—
541211	Offices of certified public accountants	119	916	3 779	16	9	5	—	2	—	—	—	—	—
5413	Architectural, engineering & related services	140	1 191	4 183	24	14	7	2	1	—	—	—	—	—
5419	Oth professional, scientific, technical services	200	797	3 949	28	15	4	8	1	—	—	—	—	—
54194	Veterinary services	114	441	2 084	10	1	2	7	—	—	—	—	—	—
541940	Veterinary services	114	441	2 084	10	1	2	7	—	—	—	—	—	—
<b>55</b>	<b>Management of companies &amp; enterprises</b>	<b>1 285</b>	<b>18 296</b>	<b>66 724</b>	<b>18</b>	<b>3</b>	<b>1</b>	<b>3</b>	<b>5</b>	<b>3</b>	<b>2</b>	—	<b>1</b>	—
551	Management of companies & enterprises	1 285	18 296	66 724	18	3	1	3	5	3	2	—	1	—
5511	Management of companies & enterprises	1 285	18 296	66 724	18	3	1	3	5	3	2	—	1	—
55111	Management of companies & enterprises	1 285	18 296	66 724	18	3	1	3	5	3	2	—	1	—
551114	Corp, subsidiary & regional managing offices	1 285	18 296	66 724	18	3	1	3	5	3	2	—	1	—
<b>56</b>	<b>Admin, support, waste mgt, remediation services</b>	<b>2 317</b>	<b>10 650</b>	<b>50 257</b>	<b>126</b>	<b>61</b>	<b>31</b>	<b>15</b>	<b>8</b>	<b>6</b>	<b>3</b>	<b>2</b>	—	—
561	Administrative & support services	2 211	9 922	47 345	121	59	30	15	7	5	3	2	—	—
5613	Employment services	867	3 744	20 725	17	4	2	2	4	3	1	1	—	—
56131	Employment placement agencies	(E)	(D)	(D)	4	1	2	—	—	—	—	1	—	—
56132	Temporary help services	(E)	(D)	(D)	12	3	—	2	4	2	1	—	—	—
5614	Business support services	606	2 835	11 784	12	2	4	4	—	1	—	1	—	—
56142	Telephone call centers	(E)	(D)	(D)	2	—	—	1	—	—	—	1	—	—
5617	Services to buildings & dwellings	480	1 587	7 502	68	39	18	8	1	1	1	—	—	—
56172	Janitorial services	337	1 059	4 573	31	14	9	5	1	1	1	—	—	—
561720	Janitorial services	337	1 059	4 573	31	14	9	5	1	1	1	—	—	—
5619	Other support services	(C)	(D)	(D)	4	1	2	—	—	—	1	—	—	—
56199	All other support services	(C)	(D)	(D)	3	—	2	—	—	—	1	—	—	—
562	Waste management & remediation services	106	728	2 912	5	2	1	—	1	1	—	—	—	—

See footnotes at end of table.

**Table 6. Counties—Employees, Payroll, and Establishments by Industry: 2001—Con.**

[Excludes most government employees, railroad employees, and self-employed persons. Size class 1 to 4 includes establishments with payroll, but no employees, during mid-March pay period. (D) denotes figures withheld to avoid disclosing data for individual companies; the data are included in broader industry totals. Detailed industries with 100 or more employees are shown if industry was not a (D). For explanation of terms, abbreviations, and data reliability/comparability, see introductory text]

NAICS code	Industry	Number of employees for week including March 12	Payroll (\$1,000)		Total number of establishments	Number of establishments by employment-size class									
			First quarter	Annual		1 to 4	5 to 9	10 to 19	20 to 49	50 to 99	100 to 249	250 to 499	500 to 999	1,000 or more	
<b>WARREN—Con.</b>															
<b>61</b>	<b>Educational services</b>	<b>222</b>	<b>780</b>	<b>3 628</b>	<b>17</b>	<b>8</b>	<b>5</b>	<b>1</b>	<b>2</b>	<b>1</b>	—	—	—	—	
611	Educational services	222	780	3 628	17	8	5	1	2	1	—	—	—	—	
6111	Elementary & secondary schools	186	538	2 296	6	—	3	—	2	1	—	—	—	—	
61111	Elementary & secondary schools	186	538	2 296	6	—	3	—	2	1	—	—	—	—	
611110	Elementary & secondary schools	186	538	2 296	6	—	3	—	2	1	—	—	—	—	
<b>62</b>	<b>Health care and social assistance</b>	<b>6 693</b>	<b>45 665</b>	<b>193 177</b>	<b>257</b>	<b>128</b>	<b>50</b>	<b>33</b>	<b>23</b>	<b>13</b>	<b>5</b>	<b>4</b>	—	<b>1</b>	
621	Ambulatory health care services	2 313	20 511	92 268	185	106	39	20	11	6	1	2	—	—	
6211	Offices of physicians	1 258	14 183	64 841	80	52	14	7	3	2	—	2	—	—	
62111	Offices of physicians	1 258	14 183	64 841	80	52	14	7	3	2	—	2	—	—	
621111	Offices of physicians (exc mental health)	1 251	14 114	64 582	75	47	14	7	3	2	—	2	—	—	
6212	Offices of dentists	259	1 490	7 499	48	26	14	7	1	—	—	—	—	—	
62121	Offices of dentists	259	1 490	7 499	48	26	14	7	1	—	—	—	—	—	
621210	Offices of dentists	259	1 490	7 499	48	26	14	7	1	—	—	—	—	—	
6213	Offices of other health practitioners	314	2 285	9 753	35	22	9	3	—	—	1	—	—	—	
62134	Offices of PT, OT, speech therapy & audiology	(C)	(D)	(D)	6	4	1	—	—	—	1	—	—	—	
6214	Outpatient care centers	288	1 716	6 515	12	2	1	2	5	2	—	—	—	—	
62142	Outpatient mental health, substance abuse ctrs	221	1 380	5 323	7	1	—	1	3	2	—	—	—	—	
621420	Outpatient mental health, substance abuse ctrs	221	1 380	5 323	7	1	—	1	3	2	—	—	—	—	
6216	Home health care services	(C)	(D)	(D)	3	—	1	—	—	2	—	—	—	—	
62161	Home health care services	(C)	(D)	(D)	3	—	1	—	—	2	—	—	—	—	
622	Hospitals	2 382	16 949	66 768	4	1	—	—	—	—	1	1	—	1	
6221	General medical & surgical hospitals	(G)	(D)	(D)	2	—	—	—	—	—	—	1	—	1	
62211	General medical & surgical hospitals	(G)	(D)	(D)	2	—	—	—	—	—	—	1	—	1	
6222	Psychiatric & substance abuse hospitals	(C)	(D)	(D)	2	1	—	—	—	—	1	—	—	—	
62221	Psychiatric & substance abuse hospitals	(C)	(D)	(D)	2	1	—	—	—	—	1	—	—	—	
623	Nursing & residential care facilities	1 196	5 486	22 659	20	4	1	1	5	6	3	—	—	—	
6231	Nursing care facilities	786	4 043	15 919	8	—	—	—	—	6	2	—	—	—	
62311	Nursing care facilities	786	4 043	15 919	8	—	—	—	—	6	2	—	—	—	
623110	Nursing care facilities	786	4 043	15 919	8	—	—	—	—	6	2	—	—	—	
6232	Residential mental retardation, health facil	(C)	(D)	(D)	4	1	1	—	1	—	1	—	—	—	
62321	Residential mental retardation facilities	(C)	(D)	(D)	2	—	—	—	1	—	1	—	—	—	
6233	Community care facilities for the elderly	102	359	1 386	6	3	—	1	2	—	—	—	—	—	
62331	Community care facilities for the elderly	102	359	1 386	6	3	—	1	2	—	—	—	—	—	
623312	Homes for the elderly	102	359	1 386	6	3	—	1	2	—	—	—	—	—	
624	Social assistance	802	2 719	11 482	48	17	10	12	7	1	—	1	—	—	
6241	Individual & family services	470	1 806	7 547	17	7	4	3	1	1	—	1	—	—	
62419	Other individual & family services	422	1 629	6 718	13	6	3	2	—	1	—	—	—	—	
624190	Other individual & family services	422	1 629	6 718	13	6	3	2	—	1	—	—	—	—	
6244	Child day care services	263	575	2 446	25	7	6	8	4	—	—	—	—	—	
62441	Child day care services	263	575	2 446	25	7	6	8	4	—	—	—	—	—	
624410	Child day care services	263	575	2 446	25	7	6	8	4	—	—	—	—	—	
<b>71</b>	<b>Arts, entertainment &amp; recreation</b>	<b>359</b>	<b>1 017</b>	<b>4 497</b>	<b>43</b>	<b>24</b>	<b>10</b>	<b>1</b>	<b>8</b>	—	—	—	—	—	
713	Amusement, gambling & recreation industries	245	624	2 819	28	14	7	1	6	—	—	—	—	—	
7139	Other amusement & recreation industries	(C)	(D)	(D)	26	13	6	1	6	—	—	—	—	—	
<b>72</b>	<b>Accommodation &amp; food services</b>	<b>4 513</b>	<b>10 770</b>	<b>45 654</b>	<b>188</b>	<b>43</b>	<b>27</b>	<b>39</b>	<b>53</b>	<b>19</b>	<b>7</b>	—	—	—	
721	Accommodation	556	1 352	5 607	22	4	3	6	4	4	1	—	—	—	
7211	Traveler accommodation	(F)	(D)	(D)	19	2	3	5	4	4	1	—	—	—	
72111	Hotels (exc casino hotels) & motels	(F)	(D)	(D)	19	2	3	5	4	4	1	—	—	—	
722	Food services & drinking places	3 957	9 418	40 047	166	39	24	33	49	15	6	—	—	—	
7221	Full-service restaurants	1 741	4 609	19 904	65	21	6	10	14	10	4	—	—	—	
72211	Full-service restaurants	1 741	4 609	19 904	65	21	6	10	14	10	4	—	—	—	
722110	Full-service restaurants	1 741	4 609	19 904	65	21	6	10	14	10	4	—	—	—	
7222	Limited-service eating places	2 017	4 388	18 434	86	7	15	23	35	5	1	—	—	—	
72221	Limited-service eating places	2 017	4 388	18 434	86	7	15	23	35	5	1	—	—	—	
722211	Limited-service restaurants	1 789	3 848	16 087	77	5	13	19	35	5	—	—	—	—	
722213	Snack & nonalcoholic beverage bars	228	540	2 347	9	2	2	4	—	—	—	—	—	—	
7223	Special food services	178	370	1 476	7	5	1	—	—	—	1	—	—	—	
72231	Food service contractors	(C)	(D)	(D)	3	1	1	—	—	—	1	—	—	—	
<b>81</b>	<b>Other services (except public administration)</b>	<b>1 977</b>	<b>7 152</b>	<b>30 043</b>	<b>232</b>	<b>124</b>	<b>50</b>	<b>39</b>	<b>14</b>	<b>3</b>	<b>2</b>	—	—	—	
811	Repair & maintenance	473	2 446	10 205	83	49	21	9	4	—	—	—	—	—	
8111	Automotive repair & maintenance	317	1 501	6 139	55	31	17	4	3	—	—	—	—	—	
81111	Automotive mechanical & electrical R&M	188	925	3 890	30	17	8	3	2	—	—	—	—	—	
811111	General automotive repair	114	585	2 460	19	11	5	2	1	—	—	—	—	—	
812	Personal & laundry services	593	2 176	9 328	46	21	7	15	—	2	1	—	—	—	
8121	Personal care services	199	588	2 322	20	9	3	7	—	1	—	—	—	—	
81211	Hair, nail & skin care services	158	514	2 021	13	5	2	5	—	1	—	—	—	—	
8123	Drycleaning & laundry services	349	1 382	5 758	17	6	2	7	—	1	1	—	—	—	
81233	Linen & uniform supply	(C)	(D)	(D)	2	—	—	—	—	1	1	—	—	—	
813	Religious, grantmaking, civic, prof & like organizations	911	2 530	10 510	103	54	22	15	10	1	1	—	—	—	
8131	Religious organizations	633	1 512	6 408	64	33	13	9	8	—	1	—	—	—	
81311	Religious organizations	633	1 512	6 408	64	33	13	9	8	—	1	—	—	—	
813110	Religious organizations	633	1 512	6 408	64	33	13	9	8	—	1	—	—	—	
8139	Business, labor, political, like organizations	124	597	2 399	16	8	2	4	2	—	—	—	—	—	

See footnotes at end of table.

**Table 6. Counties—Employees, Payroll, and Establishments by Industry: 2001—Con.**

[Excludes most government employees, railroad employees, and self-employed persons. Size class 1 to 4 includes establishments with payroll, but no employees, during mid-March pay period. (D) denotes figures withheld to avoid disclosing data for individual companies; the data are included in broader industry totals. Detailed industries with 100 or more employees are shown if industry was not a (D). For explanation of terms, abbreviations, and data reliability/comparability, see introductory text]

NAICS code	Industry	Number of employees for week including March 12	Payroll (\$1,000)		Total number of establishments	Number of establishments by employment-size class									
			First quarter	Annual		1 to 4	5 to 9	10 to 19	20 to 49	50 to 99	100 to 249	250 to 499	500 to 999	1,000 or more	
<b>WARREN—Con.</b>															
95	Auxiliaries (exc corporate, subsidiary & regional mgt) .....	649	4 205	18 744	12	3	1	2	4	1	—	1	—	—	
99	Unclassified establishments .....	(B)	(D)	(D)	19	18	1	—	—	—	—	—	—	—	
<b>WASHINGTON</b>															
	<b>Total</b> .....	<b>2 670</b>	<b>15 016</b>	<b>60 696</b>	<b>221</b>	<b>119</b>	<b>47</b>	<b>24</b>	<b>19</b>	<b>7</b>	<b>5</b>	—	—	—	
21	Mining .....	(A)	(D)	(D)	1	1	—	—	—	—	—	—	—	—	
22	Utilities .....	(A)	(D)	(D)	1	1	—	—	—	—	—	—	—	—	
23	Construction .....	271	1 483	8 703	29	16	8	1	3	1	—	—	—	—	
234	Heavy construction .....	105	778	5 384	4	1	1	—	1	1	—	—	—	—	
31-33	<b>Manufacturing</b> .....	<b>944</b>	<b>7 559</b>	<b>26 369</b>	<b>15</b>	<b>3</b>	<b>1</b>	<b>2</b>	<b>2</b>	<b>3</b>	<b>4</b>	—	—	—	
311	Food mfg .....	(C)	(D)	(D)	3	—	—	—	2	1	—	—	—	—	
3115	Dairy product mfg .....	(C)	(D)	(D)	3	—	—	—	2	1	—	—	—	—	
31151	Dairy product (exc frozen) mfg .....	(C)	(D)	(D)	3	—	—	—	2	1	—	—	—	—	
326	Plastics & rubber products mfg .....	230	2 481	6 664	4	—	1	1	—	1	1	—	—	—	
3261	Plastics product mfg .....	(C)	(D)	(D)	3	—	1	1	—	1	—	—	—	—	
3262	Rubber product mfg .....	(C)	(D)	(D)	1	—	—	—	—	—	1	—	—	—	
32629	Other rubber product mfg .....	(C)	(D)	(D)	1	—	—	—	—	—	1	—	—	—	
336	Transportation equipment mfg .....	455	2 996	13 202	4	1	—	—	—	—	3	—	—	—	
3363	Motor vehicle parts mfg .....	455	2 996	13 202	4	1	—	—	—	—	3	—	—	—	
33636	Motor vehicle seating & interior trim mfg .....	(C)	(D)	(D)	1	—	—	—	—	—	1	—	—	—	
33637	Motor vehicle metal stamping .....	(C)	(D)	(D)	1	—	—	—	—	—	1	—	—	—	
33639	Other motor vehicle parts mfg .....	(C)	(D)	(D)	1	—	—	—	—	—	1	—	—	—	
42	Wholesale trade .....	131	846	3 165	14	7	3	1	3	—	—	—	—	—	
44-45	Retail trade .....	338	1 241	5 305	47	21	13	9	4	—	—	—	—	—	
48-49	Transportation & warehousing .....	(B)	(D)	(D)	12	7	4	1	—	—	—	—	—	—	
51	Information .....	(A)	(D)	(D)	2	1	1	—	—	—	—	—	—	—	
52	Finance & insurance .....	71	443	2 175	10	6	3	—	1	—	—	—	—	—	
53	Real estate & rental & leasing .....	5	18	74	5	5	—	—	—	—	—	—	—	—	
54	Professional, scientific & technical services .....	38	187	771	13	10	3	—	—	—	—	—	—	—	
55	Management of companies & enterprises .....	(A)	(D)	(D)	1	—	—	1	—	—	—	—	—	—	
56	Admin, support, waste mgt, remediation services .....	47	244	1 160	7	2	3	2	—	—	—	—	—	—	
61	Educational services .....	(B)	(D)	(D)	3	1	1	—	—	1	—	—	—	—	
62	Health care and social assistance .....	238	1 057	4 464	15	6	4	3	—	2	—	—	—	—	
623	Nursing & residential care facilities .....	(C)	(D)	(D)	3	1	—	—	—	2	—	—	—	—	
6231	Nursing care facilities .....	(C)	(D)	(D)	2	—	—	—	—	2	—	—	—	—	
62311	Nursing care facilities .....	(C)	(D)	(D)	2	—	—	—	—	2	—	—	—	—	
71	Arts, entertainment & recreation .....	(A)	(D)	(D)	1	1	—	—	—	—	—	—	—	—	
72	Accommodation & food services .....	119	235	980	9	3	1	2	3	—	—	—	—	—	
722	Food services & drinking places .....	(C)	(D)	(D)	7	2	1	1	3	—	—	—	—	—	
81	Other services (except public administration) .....	300	791	3 387	34	26	2	2	3	—	1	—	—	—	
813	Religious, grantmaking, civic, prof & like organizations .....	256	621	2 560	24	17	2	2	2	—	1	—	—	—	
8131	Religious organizations .....	231	515	2 108	19	14	2	—	2	—	1	—	—	—	
81311	Religious organizations .....	231	515	2 108	19	14	2	—	2	—	1	—	—	—	
813110	Religious organizations .....	231	515	2 108	19	14	2	—	2	—	1	—	—	—	
99	Unclassified establishments .....	(A)	(D)	(D)	2	2	—	—	—	—	—	—	—	—	
<b>WAYNE</b>															
	<b>Total</b> .....	<b>4 203</b>	<b>19 367</b>	<b>80 689</b>	<b>307</b>	<b>179</b>	<b>55</b>	<b>27</b>	<b>26</b>	<b>10</b>	<b>8</b>	<b>2</b>	—	—	
11	Forestry, fishing, hunting, and agriculture support .....	21	68	312	4	1	3	—	—	—	—	—	—	—	
22	Utilities .....	(A)	(D)	(D)	1	—	1	—	—	—	—	—	—	—	
23	Construction .....	107	454	2 110	20	12	5	2	1	—	—	—	—	—	

See footnotes at end of table.

**Table 6. Counties—Employees, Payroll, and Establishments by Industry: 2001—Con.**

[Excludes most government employees, railroad employees, and self-employed persons. Size class 1 to 4 includes establishments with payroll, but no employees, during mid-March pay period. (D) denotes figures withheld to avoid disclosing data for individual companies; the data are included in broader industry totals. Detailed industries with 100 or more employees are shown if industry was not a (D). For explanation of terms, abbreviations, and data reliability/comparability, see introductory text]

NAICS code	Industry	Number of employees for week including March 12	Payroll (\$1,000)		Total number of establishments	Number of establishments by employment-size class								
			First quarter	Annual		1 to 4	5 to 9	10 to 19	20 to 49	50 to 99	100 to 249	250 to 499	500 to 999	1,000 or more
<b>WAYNE—Con.</b>														
<b>31-33</b>	<b>Manufacturing</b>	<b>1 803</b>	<b>9 219</b>	<b>37 235</b>	<b>31</b>	<b>5</b>	<b>4</b>	<b>6</b>	<b>5</b>	<b>5</b>	<b>4</b>	<b>2</b>	—	—
315	Apparel manufacturing	(C)	(D)	(D)	2	—	—	—	1	1	—	—	—	—
3152	Cut & sew apparel mfg	(C)	(D)	(D)	2	—	—	—	1	1	—	—	—	—
321	Wood product mfg	432	1 754	7 374	11	2	1	2	2	2	2	—	—	—
3211	Sawmills & wood preservation	(C)	(D)	(D)	6	2	1	—	2	1	—	—	—	—
32111	Sawmills & wood preservation	(C)	(D)	(D)	6	2	1	—	2	1	—	—	—	—
3219	Other wood product mfg	255	1 177	4 914	4	—	—	2	—	—	2	—	—	—
32191	Millwork	255	1 177	4 914	4	—	—	2	—	—	2	—	—	—
335	Electrical equip, appliance & component mfg	(E)	(D)	(D)	1	—	—	—	—	—	—	1	—	—
3359	Other electrical equipment & component mfg	(E)	(D)	(D)	1	—	—	—	—	—	—	1	—	—
33592	Communication & energy wire & cable mfg	(E)	(D)	(D)	1	—	—	—	—	—	—	1	—	—
336	Transportation equipment mfg	479	2 141	7 517	5	—	—	1	—	2	2	—	—	—
3366	Ship & boat building	479	2 141	7 517	5	—	—	1	—	2	2	—	—	—
33661	Ship & boat building	479	2 141	7 517	5	—	—	1	—	2	2	—	—	—
337	Furniture & related product mfg	(E)	(D)	(D)	3	1	—	—	1	—	—	1	—	—
3371	HH & institutional furniture & kitchen cabinet mfg	(E)	(D)	(D)	3	1	—	—	1	—	—	1	—	—
33711	Wood kitchen cabinet & countertop mfg	(E)	(D)	(D)	3	1	—	—	1	—	—	1	—	—
<b>42</b>	<b>Wholesale trade</b>	<b>89</b>	<b>355</b>	<b>1 439</b>	<b>11</b>	<b>4</b>	<b>4</b>	<b>2</b>	<b>1</b>	—	—	—	—	—
<b>44-45</b>	<b>Retail trade</b>	<b>720</b>	<b>2 432</b>	<b>11 675</b>	<b>74</b>	<b>49</b>	<b>10</b>	<b>5</b>	<b>7</b>	<b>1</b>	<b>2</b>	—	—	—
445	Food & beverage stores	264	740	2 915	14	8	1	2	1	1	1	—	—	—
4451	Grocery stores	(E)	(D)	(D)	13	7	1	2	1	1	1	—	—	—
44511	Grocery (except convenience) stores	258	724	2 807	10	4	1	2	1	1	1	—	—	—
445110	Grocery (except convenience) stores	258	724	2 807	10	4	1	2	1	1	1	—	—	—
452	General merchandise stores	180	628	4 030	5	2	1	—	1	—	1	—	—	—
4521	Department stores	(C)	(D)	(D)	1	—	—	—	—	—	1	—	—	—
45211	Department stores	(C)	(D)	(D)	1	—	—	—	—	—	1	—	—	—
<b>48-49</b>	<b>Transportation &amp; warehousing</b>	<b>(B)</b>	<b>(D)</b>	<b>(D)</b>	<b>8</b>	<b>6</b>	<b>2</b>	—	—	—	—	—	—	—
<b>51</b>	<b>Information</b>	<b>56</b>	<b>217</b>	<b>941</b>	<b>7</b>	<b>3</b>	<b>2</b>	<b>1</b>	<b>1</b>	—	—	—	—	—
<b>52</b>	<b>Finance &amp; insurance</b>	<b>153</b>	<b>1 318</b>	<b>4 933</b>	<b>18</b>	<b>11</b>	<b>3</b>	<b>3</b>	—	<b>1</b>	—	—	—	—
522	Credit intermediation & related activities	124	1 009	3 646	9	4	1	3	—	1	—	—	—	—
<b>53</b>	<b>Real estate &amp; rental &amp; leasing</b>	<b>6</b>	<b>32</b>	<b>119</b>	<b>3</b>	<b>3</b>	—	—	—	—	—	—	—	—
<b>54</b>	<b>Professional, scientific &amp; technical services</b>	<b>43</b>	<b>172</b>	<b>771</b>	<b>17</b>	<b>14</b>	<b>3</b>	—	—	—	—	—	—	—
<b>56</b>	<b>Admin, support, waste mgt, remediation services</b>	<b>36</b>	<b>139</b>	<b>552</b>	<b>6</b>	<b>3</b>	<b>1</b>	<b>2</b>	—	—	—	—	—	—
<b>61</b>	<b>Educational services</b>	<b>(A)</b>	<b>(D)</b>	<b>(D)</b>	<b>4</b>	<b>3</b>	<b>1</b>	—	—	—	—	—	—	—
<b>62</b>	<b>Health care and social assistance</b>	<b>489</b>	<b>2 750</b>	<b>11 509</b>	<b>37</b>	<b>18</b>	<b>11</b>	<b>3</b>	<b>2</b>	<b>2</b>	<b>1</b>	—	—	—
621	Ambulatory health care services	192	1 273	5 550	21	10	7	1	2	1	—	—	—	—
622	Hospitals	(C)	(D)	(D)	1	—	—	—	—	—	1	—	—	—
6221	General medical & surgical hospitals	(C)	(D)	(D)	1	—	—	—	—	—	1	—	—	—
62211	General medical & surgical hospitals	(C)	(D)	(D)	1	—	—	—	—	—	1	—	—	—
<b>71</b>	<b>Arts, entertainment &amp; recreation</b>	<b>6</b>	<b>23</b>	<b>109</b>	<b>3</b>	<b>3</b>	—	—	—	—	—	—	—	—
<b>72</b>	<b>Accommodation &amp; food services</b>	<b>368</b>	<b>707</b>	<b>3 251</b>	<b>21</b>	<b>7</b>	<b>1</b>	<b>3</b>	<b>9</b>	<b>1</b>	—	—	—	—
721	Accommodation	(C)	(D)	(D)	9	5	1	—	3	—	—	—	—	—
722	Food services & drinking places	(C)	(D)	(D)	12	2	—	3	6	1	—	—	—	—
7222	Limited-service eating places	222	397	1 736	10	1	—	3	5	1	—	—	—	—
72221	Limited-service eating places	222	397	1 736	10	1	—	3	5	1	—	—	—	—
<b>81</b>	<b>Other services (except public administration)</b>	<b>260</b>	<b>1 252</b>	<b>4 770</b>	<b>39</b>	<b>34</b>	<b>4</b>	—	—	—	<b>1</b>	—	—	—
811	Repair & maintenance	197	991	3 681	12	11	—	—	—	—	1	—	—	—
8114	Personal & household goods R&M	(C)	(D)	(D)	1	—	—	—	—	—	1	—	—	—
81149	Other personal & household goods R&M	(C)	(D)	(D)	1	—	—	—	—	—	1	—	—	—
<b>99</b>	<b>Unclassified establishments</b>	<b>(A)</b>	<b>(D)</b>	<b>(D)</b>	<b>3</b>	<b>3</b>	—	—	—	—	—	—	—	—
<b>WEBSTER</b>														
	<b>Total</b>	<b>2 855</b>	<b>19 557</b>	<b>81 541</b>	<b>255</b>	<b>139</b>	<b>49</b>	<b>36</b>	<b>22</b>	<b>4</b>	<b>4</b>	<b>1</b>	—	—
<b>11</b>	<b>Forestry, fishing, hunting, and agriculture support</b>	<b>(A)</b>	<b>(D)</b>	<b>(D)</b>	<b>1</b>	<b>1</b>	—	—	—	—	—	—	—	—
<b>21</b>	<b>Mining</b>	<b>(E)</b>	<b>(D)</b>	<b>(D)</b>	<b>9</b>	<b>7</b>	—	<b>1</b>	—	—	—	<b>1</b>	—	—
212	Mining (except oil & gas)	(E)	(D)	(D)	6	4	—	1	—	—	—	1	—	—
2121	Coal mining	(E)	(D)	(D)	6	4	—	1	—	—	—	1	—	—
21211	Coal mining	(E)	(D)	(D)	6	4	—	1	—	—	—	1	—	—
<b>22</b>	<b>Utilities</b>	<b>(C)</b>	<b>(D)</b>	<b>(D)</b>	<b>5</b>	<b>1</b>	—	<b>1</b>	<b>1</b>	<b>2</b>	—	—	—	—
221	Utilities	(C)	(D)	(D)	5	1	—	1	1	2	—	—	—	—
2211	Elec pwr generation, transmsn & distribution	(C)	(D)	(D)	5	1	—	1	1	2	—	—	—	—
22112	Electric pwr transmsn, control & distribution	(C)	(D)	(D)	3	—	—	1	1	1	—	—	—	—
<b>23</b>	<b>Construction</b>	<b>155</b>	<b>888</b>	<b>4 616</b>	<b>20</b>	<b>10</b>	<b>6</b>	<b>2</b>	<b>2</b>	—	—	—	—	—

See footnotes at end of table.

**Table 6. Counties—Employees, Payroll, and Establishments by Industry: 2001—Con.**

[Excludes most government employees, railroad employees, and self-employed persons. Size class 1 to 4 includes establishments with payroll, but no employees, during mid-March pay period. (D) denotes figures withheld to avoid disclosing data for individual companies; the data are included in broader industry totals. Detailed industries with 100 or more employees are shown if industry was not a (D). For explanation of terms, abbreviations, and data reliability/comparability, see introductory text]

NAICS code	Industry	Number of employees for week including March 12	Payroll (\$1,000)		Total number of establishments	Number of establishments by employment-size class								
			First quarter	Annual		1 to 4	5 to 9	10 to 19	20 to 49	50 to 99	100 to 249	250 to 499	500 to 999	1,000 or more
<b>WEBSTER—Con.</b>														
<b>31-33</b>	<b>Manufacturing</b> .....	<b>647</b>	<b>3 734</b>	<b>15 875</b>	<b>22</b>	<b>5</b>	<b>1</b>	<b>8</b>	<b>5</b>	<b>1</b>	<b>2</b>	—	—	—
315	Apparel manufacturing .....	(E)	(D)	(D)	2	—	—	—	—	—	2	—	—	—
3152	Cut & sew apparel mfg .....	(E)	(D)	(D)	2	—	—	—	—	—	2	—	—	—
31522	Men's, boys' cut & sew apparel mfg .....	(E)	(D)	(D)	2	—	—	—	—	—	2	—	—	—
<b>42</b>	<b>Wholesale trade</b> .....	<b>(A)</b>	<b>(D)</b>	<b>(D)</b>	<b>2</b>	<b>1</b>	<b>1</b>	—	—	—	—	—	—	—
<b>44-45</b>	<b>Retail trade</b> .....	<b>413</b>	<b>1 318</b>	<b>5 670</b>	<b>50</b>	<b>21</b>	<b>14</b>	<b>9</b>	<b>6</b>	—	—	—	—	—
445	Food & beverage stores .....	123	263	1 097	8	1	1	4	2	—	—	—	—	—
4451	Grocery stores .....	(C)	(D)	(D)	7	—	1	4	2	—	—	—	—	—
44511	Grocery (except convenience) stores .....	(C)	(D)	(D)	6	—	—	4	2	—	—	—	—	—
447	Gasoline stations .....	109	332	1 382	14	7	3	2	2	—	—	—	—	—
4471	Gasoline stations .....	109	332	1 382	14	7	3	2	2	—	—	—	—	—
<b>48-49</b>	<b>Transportation &amp; warehousing</b> .....	<b>158</b>	<b>1 191</b>	<b>4 645</b>	<b>17</b>	<b>10</b>	<b>3</b>	<b>1</b>	<b>2</b>	<b>1</b>	—	—	—	—
<b>51</b>	<b>Information</b> .....	<b>15</b>	<b>67</b>	<b>251</b>	<b>3</b>	<b>1</b>	<b>2</b>	—	—	—	—	—	—	—
<b>52</b>	<b>Finance &amp; insurance</b> .....	<b>214</b>	<b>1 325</b>	<b>3 504</b>	<b>17</b>	<b>7</b>	<b>5</b>	<b>3</b>	<b>1</b>	—	<b>1</b>	—	—	—
522	Credit intermediation & related activities .....	(C)	(D)	(D)	9	1	3	3	1	—	1	—	—	—
5221	Depository credit intermediation .....	186	1 234	3 136	7	—	2	3	1	—	1	—	—	—
52211	Commercial banking .....	186	1 234	3 136	7	—	2	3	1	—	1	—	—	—
522110	Commercial banking .....	186	1 234	3 136	7	—	2	3	1	—	1	—	—	—
<b>53</b>	<b>Real estate &amp; rental &amp; leasing</b> .....	<b>20</b>	<b>26</b>	<b>138</b>	<b>5</b>	<b>4</b>	<b>1</b>	—	—	—	—	—	—	—
<b>54</b>	<b>Professional, scientific &amp; technical services</b> .....	<b>42</b>	<b>101</b>	<b>415</b>	<b>12</b>	<b>10</b>	<b>2</b>	—	—	—	—	—	—	—
<b>56</b>	<b>Admin, support, waste mgt, remediation services</b> .....	<b>52</b>	<b>127</b>	<b>407</b>	<b>7</b>	<b>5</b>	—	<b>1</b>	<b>1</b>	—	—	—	—	—
<b>61</b>	<b>Educational services</b> .....	<b>(A)</b>	<b>(D)</b>	<b>(D)</b>	<b>4</b>	<b>3</b>	<b>1</b>	—	—	—	—	—	—	—
<b>62</b>	<b>Health care and social assistance</b> .....	<b>268</b>	<b>1 205</b>	<b>4 941</b>	<b>18</b>	<b>7</b>	<b>2</b>	<b>6</b>	<b>2</b>	—	<b>1</b>	—	—	—
623	Nursing & residential care facilities .....	172	639	2 615	4	—	—	1	2	—	1	—	—	—
6231	Nursing care facilities .....	(C)	(D)	(D)	2	—	—	—	1	—	1	—	—	—
62311	Nursing care facilities .....	(C)	(D)	(D)	2	—	—	—	1	—	1	—	—	—
<b>71</b>	<b>Arts, entertainment &amp; recreation</b> .....	<b>(A)</b>	<b>(D)</b>	<b>(D)</b>	<b>1</b>	—	<b>1</b>	—	—	—	—	—	—	—
<b>72</b>	<b>Accommodation &amp; food services</b> .....	<b>117</b>	<b>257</b>	<b>1 017</b>	<b>20</b>	<b>12</b>	<b>4</b>	<b>3</b>	<b>1</b>	—	—	—	—	—
722	Food services & drinking places .....	(C)	(D)	(D)	19	12	3	3	1	—	—	—	—	—
<b>81</b>	<b>Other services (except public administration)</b> .....	<b>132</b>	<b>491</b>	<b>1 970</b>	<b>40</b>	<b>32</b>	<b>6</b>	<b>1</b>	<b>1</b>	—	—	—	—	—
<b>95</b>	<b>Auxiliaries (exc corporate, subsidiary &amp; regional mgt)</b> .....	<b>(A)</b>	<b>(D)</b>	<b>(D)</b>	<b>1</b>	<b>1</b>	—	—	—	—	—	—	—	—
<b>99</b>	<b>Unclassified establishments</b> .....	<b>(A)</b>	<b>(D)</b>	<b>(D)</b>	<b>1</b>	<b>1</b>	—	—	—	—	—	—	—	—
<b>WHITLEY</b>														
	<b>Total</b> .....	<b>13 808</b>	<b>70 283</b>	<b>294 482</b>	<b>840</b>	<b>415</b>	<b>185</b>	<b>115</b>	<b>87</b>	<b>18</b>	<b>12</b>	<b>4</b>	<b>2</b>	<b>2</b>
<b>11</b>	<b>Forestry, fishing, hunting, and agriculture support</b> .....	<b>69</b>	<b>245</b>	<b>902</b>	<b>10</b>	<b>4</b>	<b>3</b>	<b>2</b>	<b>1</b>	—	—	—	—	—
<b>21</b>	<b>Mining</b> .....	<b>173</b>	<b>1 136</b>	<b>4 988</b>	<b>8</b>	<b>3</b>	<b>1</b>	<b>1</b>	<b>2</b>	<b>1</b>	—	—	—	—
212	Mining (except oil & gas) .....	(C)	(D)	(D)	6	2	—	1	2	1	—	—	—	—
2121	Coal mining .....	(C)	(D)	(D)	6	2	—	1	2	1	—	—	—	—
21211	Coal mining .....	(C)	(D)	(D)	6	2	—	1	2	1	—	—	—	—
<b>22</b>	<b>Utilities</b> .....	<b>(B)</b>	<b>(D)</b>	<b>(D)</b>	<b>4</b>	—	<b>1</b>	<b>2</b>	<b>1</b>	—	—	—	—	—
<b>23</b>	<b>Construction</b> .....	<b>444</b>	<b>2 551</b>	<b>13 424</b>	<b>65</b>	<b>42</b>	<b>14</b>	<b>4</b>	<b>3</b>	<b>2</b>	—	—	—	—
234	Heavy construction .....	234	1 542	8 194	14	6	3	—	3	2	—	—	—	—
2349	Other heavy construction .....	166	1 103	5 015	10	4	2	—	3	1	—	—	—	—
23491	Water, sewer & pipeline construction .....	161	1 088	4 938	7	1	2	—	3	1	—	—	—	—
234910	Water, sewer & pipeline construction .....	161	1 088	4 938	7	1	2	—	3	1	—	—	—	—
235	Special trade contractors .....	128	616	3 207	31	21	9	1	—	—	—	—	—	—
<b>31-33</b>	<b>Manufacturing</b> .....	<b>1 882</b>	<b>11 725</b>	<b>48 018</b>	<b>28</b>	<b>10</b>	<b>4</b>	<b>3</b>	<b>4</b>	<b>1</b>	<b>3</b>	<b>2</b>	<b>1</b>	—
312	Beverage & tobacco product mfg .....	(C)	(D)	(D)	1	—	—	—	—	—	1	—	—	—
3121	Beverage mfg .....	(C)	(D)	(D)	1	—	—	—	—	—	1	—	—	—
31211	Soft drink & ice mfg .....	(C)	(D)	(D)	1	—	—	—	—	—	1	—	—	—
315	Apparel manufacturing .....	(C)	(D)	(D)	1	—	—	—	—	—	1	—	—	—
3152	Cut & sew apparel mfg .....	(C)	(D)	(D)	1	—	—	—	—	—	1	—	—	—
31522	Men's, boys' cut & sew apparel mfg .....	(C)	(D)	(D)	1	—	—	—	—	—	1	—	—	—
326	Plastics & rubber products mfg .....	(E)	(D)	(D)	3	—	1	—	1	—	—	1	—	—
3261	Plastics product mfg .....	(E)	(D)	(D)	3	—	1	—	1	—	—	1	—	—
32619	Other plastics product mfg .....	(E)	(D)	(D)	3	—	1	—	1	—	—	1	—	—
327	Nonmetallic mineral product mfg .....	(F)	(D)	(D)	5	1	—	1	1	—	—	—	1	—
3279	Other nonmetallic mineral product mfg .....	(F)	(D)	(D)	1	—	—	—	—	—	—	—	1	—
32799	All other nonmetallic mineral product mfg .....	(F)	(D)	(D)	1	—	—	—	—	—	—	—	1	—
332	Fabricated metal product mfg .....	138	813	3 625	5	2	—	2	—	—	1	—	—	—
3323	Architectural & structural metals mfg .....	(C)	(D)	(D)	1	—	—	—	—	—	1	—	—	—
33232	Ornamental & architectural metal prod mfg .....	(C)	(D)	(D)	1	—	—	—	—	—	1	—	—	—

See footnotes at end of table.

**Table 6. Counties—Employees, Payroll, and Establishments by Industry: 2001—Con.**

[Excludes most government employees, railroad employees, and self-employed persons. Size class 1 to 4 includes establishments with payroll, but no employees, during mid-March pay period. (D) denotes figures withheld to avoid disclosing data for individual companies; the data are included in broader industry totals. Detailed industries with 100 or more employees are shown if industry was not a (D). For explanation of terms, abbreviations, and data reliability/comparability, see introductory text]

NAICS code	Industry	Number of employees for week including March 12	Payroll (\$1,000)		Total number of establishments	Number of establishments by employment-size class									
			First quarter	Annual		1 to 4	5 to 9	10 to 19	20 to 49	50 to 99	100 to 249	250 to 499	500 to 999	1,000 or more	
<b>WHITLEY—Con.</b>															
<b>31-33 Manufacturing—Con.</b>															
333	Machinery mfg .....	(E)	(D)	(D)	1	—	—	—	—	—	—	—	—	1	—
3333	Commercial & service industry machinery mfg ..	(E)	(D)	(D)	1	—	—	—	—	—	—	—	—	1	—
33331	Commercial & service industry machinery mfg .....	(E)	(D)	(D)	1	—	—	—	—	—	—	—	—	1	—
<b>42</b>	<b>Wholesale trade .....</b>	<b>441</b>	<b>4 027</b>	<b>17 180</b>	<b>31</b>	<b>11</b>	<b>11</b>	<b>3</b>	<b>4</b>	<b>1</b>	<b>1</b>	—	—	—	—
421	Wholesale trade, durable goods .....	322	3 153	13 922	23	8	9	3	2	—	1	—	—	—	—
4218	Machinery, equipment & supplies whsle .....	259	2 799	12 297	12	3	5	1	2	—	1	—	—	—	—
42181	Const & mining (exc petroleum) equip whsle ..	205	2 380	10 500	4	1	—	—	2	—	1	—	—	—	—
421810	Const & mining (exc petroleum) equip whsle .....	205	2 380	10 500	4	1	—	—	2	—	1	—	—	—	—
422	Wholesale trade, nondurable goods .....	119	874	3 258	8	3	2	—	2	1	—	—	—	—	—
<b>44-45</b>	<b>Retail trade .....</b>	<b>2 427</b>	<b>8 810</b>	<b>39 496</b>	<b>186</b>	<b>91</b>	<b>39</b>	<b>32</b>	<b>16</b>	<b>4</b>	<b>2</b>	<b>2</b>	<b>2</b>	—	—
441	Motor vehicle & parts dealers .....	342	1 617	7 261	23	10	1	7	4	1	—	—	—	—	—
4411	Automobile dealers .....	154	722	3 118	8	4	—	2	1	1	—	—	—	—	—
44111	New car dealers .....	148	709	3 037	4	—	—	2	1	1	—	—	—	—	—
441110	New car dealers .....	148	709	3 037	4	—	—	2	1	1	—	—	—	—	—
4413	Automotive parts, accessories & tire stores .....	126	610	2 693	11	5	—	4	2	—	—	—	—	—	—
44131	Automotive parts, accessories & tire stores .....	100	486	2 173	7	2	—	3	2	—	—	—	—	—	—
441310	Automotive parts, accessories & tire stores .....	100	486	2 173	7	2	—	3	2	—	—	—	—	—	—
444	Bldg material & garden equip & supp dealers .....	221	996	4 528	9	4	1	1	1	1	1	—	—	—	—
4441	Building material & supplies dealers .....	209	954	4 331	6	2	—	1	1	1	1	—	—	—	—
44411	Home centers .....	(C)	(D)	(D)	1	—	—	—	—	—	1	—	—	—	—
445	Food & beverage stores .....	467	1 296	5 187	27	12	2	5	6	1	1	—	—	—	—
4451	Grocery stores .....	(E)	(D)	(D)	25	10	2	5	6	1	1	—	—	—	—
44511	Grocery (except convenience) stores .....	372	1 101	4 354	15	6	1	1	5	1	1	—	—	—	—
445110	Grocery (except convenience) stores .....	372	1 101	4 354	15	6	1	1	5	1	1	—	—	—	—
446	Health & personal care stores .....	120	506	2 827	19	8	4	7	—	—	—	—	—	—	—
4461	Health & personal care stores .....	120	506	2 827	19	8	4	7	—	—	—	—	—	—	—
447	Gasoline stations .....	322	1 005	4 433	36	14	12	6	3	1	—	—	—	—	—
4471	Gasoline stations .....	322	1 005	4 433	36	14	12	6	3	1	—	—	—	—	—
44719	Other gasoline stations .....	230	749	3 237	18	6	4	4	3	1	—	—	—	—	—
447190	Other gasoline stations .....	230	749	3 237	18	6	4	4	3	1	—	—	—	—	—
452	General merchandise stores .....	(F)	(D)	(D)	6	1	2	1	—	—	—	—	2	—	—
4521	Department stores .....	(F)	(D)	(D)	2	—	—	—	—	—	—	—	2	—	—
45211	Department stores .....	(F)	(D)	(D)	2	—	—	—	—	—	—	—	2	—	—
453	Miscellaneous store retailers .....	144	543	2 495	24	14	6	3	1	—	—	—	—	—	—
4539	Other miscellaneous store retailers .....	113	436	2 061	17	9	5	2	1	—	—	—	—	—	—
<b>48-49</b>	<b>Transportation &amp; warehousing .....</b>	<b>318</b>	<b>1 940</b>	<b>8 283</b>	<b>24</b>	<b>15</b>	<b>4</b>	<b>3</b>	—	<b>1</b>	<b>1</b>	—	—	—	—
484	Truck transportation .....	235	1 466	6 672	16	10	3	2	—	—	1	—	—	—	—
4841	General freight trucking .....	(C)	(D)	(D)	6	2	2	1	—	—	1	—	—	—	—
48412	General freight trucking, long-distance .....	(C)	(D)	(D)	5	1	2	1	—	—	1	—	—	—	—
<b>51</b>	<b>Information .....</b>	<b>1 388</b>	<b>8 743</b>	<b>32 163</b>	<b>23</b>	<b>8</b>	<b>1</b>	<b>6</b>	<b>7</b>	—	—	—	—	—	<b>1</b>
511	Publishing industries .....	(G)	(D)	(D)	7	1	—	3	2	—	—	—	—	—	1
5111	Newspaper, periodical, book, database publishers .....	(G)	(D)	(D)	6	—	—	3	2	—	—	—	—	—	1
51119	Other publishers .....	(G)	(D)	(D)	1	—	—	—	—	—	—	—	—	—	1
513	Broadcasting & telecommunications .....	133	984	4 022	14	7	1	3	3	—	—	—	—	—	—
<b>52</b>	<b>Finance &amp; insurance .....</b>	<b>440</b>	<b>3 165</b>	<b>13 671</b>	<b>57</b>	<b>25</b>	<b>19</b>	<b>8</b>	<b>5</b>	—	—	—	—	—	—
522	Credit intermediation & related activities .....	302	1 948	8 633	37	15	12	6	4	—	—	—	—	—	—
5221	Depository credit intermediation .....	(E)	(D)	(D)	25	5	10	6	4	—	—	—	—	—	—
52211	Commercial banking .....	247	1 540	6 826	23	5	9	6	3	—	—	—	—	—	—
522110	Commercial banking .....	247	1 540	6 826	23	5	9	6	3	—	—	—	—	—	—
524	Insurance carriers & related activities .....	113	929	3 698	15	7	6	1	1	—	—	—	—	—	—
<b>53</b>	<b>Real estate &amp; rental &amp; leasing .....</b>	<b>126</b>	<b>510</b>	<b>1 841</b>	<b>31</b>	<b>23</b>	<b>7</b>	—	<b>1</b>	—	—	—	—	—	—
<b>54</b>	<b>Professional, scientific &amp; technical services .....</b>	<b>234</b>	<b>1 122</b>	<b>5 043</b>	<b>50</b>	<b>36</b>	<b>9</b>	<b>2</b>	<b>3</b>	—	—	—	—	—	—
541	Professional, scientific & technical services .....	234	1 122	5 043	50	36	9	2	3	—	—	—	—	—	—
5412	Accounting, tax prep, bookkeep, payroll services .....	131	597	2 420	16	10	1	2	3	—	—	—	—	—	—
54121	Accounting, tax prep, bookkeep, payroll services .....	131	597	2 420	16	10	1	2	3	—	—	—	—	—	—
<b>55</b>	<b>Management of companies &amp; enterprises .....</b>	<b>56</b>	<b>1 169</b>	<b>4 439</b>	<b>6</b>	<b>3</b>	<b>2</b>	—	<b>1</b>	—	—	—	—	—	—
<b>56</b>	<b>Admin, support, waste mgt, remediation services .....</b>	<b>444</b>	<b>1 841</b>	<b>7 759</b>	<b>28</b>	<b>14</b>	<b>6</b>	<b>4</b>	<b>2</b>	<b>1</b>	<b>1</b>	—	—	—	—
561	Administrative & support services .....	(E)	(D)	(D)	27	13	6	4	2	1	1	—	—	—	—
5611	Office administrative services .....	206	893	3 342	5	2	1	—	1	—	1	—	—	—	—
56111	Office administrative services .....	206	893	3 342	5	2	1	—	1	—	1	—	—	—	—
561110	Office administrative services .....	206	893	3 342	5	2	1	—	1	—	1	—	—	—	—
5617	Services to buildings & dwellings .....	181	668	3 099	14	7	3	2	1	1	—	—	—	—	—
<b>61</b>	<b>Educational services .....</b>	<b>(F)</b>	<b>(D)</b>	<b>(D)</b>	<b>3</b>	<b>2</b>	—	—	—	—	—	—	—	<b>1</b>	—
611	Educational services .....	(F)	(D)	(D)	3	2	—	—	—	—	—	—	—	1	—
6113	Colleges, universities & professional schools .....	(F)	(D)	(D)	1	—	—	—	—	—	—	—	—	1	—
61131	Colleges, universities & professional schools .....	(F)	(D)	(D)	1	—	—	—	—	—	—	—	—	1	—

See footnotes at end of table.

**Table 6. Counties—Employees, Payroll, and Establishments by Industry: 2001—Con.**

[Excludes most government employees, railroad employees, and self-employed persons. Size class 1 to 4 includes establishments with payroll, but no employees, during mid-March pay period. (D) denotes figures withheld to avoid disclosing data for individual companies; the data are included in broader industry totals. Detailed industries with 100 or more employees are shown if industry was not a (D). For explanation of terms, abbreviations, and data reliability/comparability, see introductory text]

NAICS code	Industry	Number of employees for week including March 12	Payroll (\$1,000)		Total number of establishments	Number of establishments by employment-size class								
			First quarter	Annual		1 to 4	5 to 9	10 to 19	20 to 49	50 to 99	100 to 249	250 to 499	500 to 999	1,000 or more
<b>WHITLEY—Con.</b>														
<b>62</b>	<b>Health care and social assistance</b> . . . . .	<b>2 634</b>	<b>15 876</b>	<b>65 923</b>	<b>111</b>	<b>46</b>	<b>33</b>	<b>16</b>	<b>7</b>	<b>4</b>	<b>4</b>	—	—	<b>1</b>
621	Ambulatory health care services . . . . .	899	6 303	29 020	81	34	24	13	7	2	1	—	—	—
6211	Offices of physicians . . . . .	331	3 148	16 036	35	12	12	6	5	—	—	—	—	—
62111	Offices of physicians . . . . .	331	3 148	16 036	35	12	12	6	5	—	—	—	—	—
6212	Offices of dentists . . . . .	115	914	3 790	21	11	8	2	—	—	—	—	—	—
62121	Offices of dentists . . . . .	115	914	3 790	21	11	8	2	—	—	—	—	—	—
621210	Offices of dentists . . . . .	115	914	3 790	21	11	8	2	—	—	—	—	—	—
6214	Outpatient care centers . . . . .	230	1 299	4 651	10	2	1	5	1	—	1	—	—	—
62142	Outpatient mental health, substance abuse ctrs . . . . .	(C)	(D)	(D)	8	2	1	3	1	—	1	—	—	—
6216	Home health care services . . . . .	(C)	(D)	(D)	2	—	—	—	1	1	—	—	—	—
62161	Home health care services . . . . .	(C)	(D)	(D)	2	—	—	—	1	1	—	—	—	—
622	Hospitals . . . . .	(G)	(D)	(D)	1	—	—	—	—	—	—	—	—	1
6221	General medical & surgical hospitals . . . . .	(G)	(D)	(D)	1	—	—	—	—	—	—	—	—	1
62211	General medical & surgical hospitals . . . . .	(G)	(D)	(D)	1	—	—	—	—	—	—	—	—	1
623	Nursing & residential care facilities . . . . .	(F)	(D)	(D)	13	2	5	1	—	2	3	—	—	—
6231	Nursing care facilities . . . . .	529	2 427	9 455	6	—	1	—	—	2	3	—	—	—
62311	Nursing care facilities . . . . .	529	2 427	9 455	6	—	1	—	—	2	3	—	—	—
623110	Nursing care facilities . . . . .	529	2 427	9 455	6	—	1	—	—	2	3	—	—	—
<b>71</b>	<b>Arts, entertainment &amp; recreation</b> . . . . .	<b>75</b>	<b>175</b>	<b>861</b>	<b>9</b>	<b>4</b>	<b>3</b>	—	<b>2</b>	—	—	—	—	—
<b>72</b>	<b>Accommodation &amp; food services</b> . . . . .	<b>1 334</b>	<b>2 631</b>	<b>11 665</b>	<b>71</b>	<b>15</b>	<b>5</b>	<b>21</b>	<b>27</b>	<b>3</b>	—	—	—	—
721	Accommodation . . . . .	224	404	1 691	18	5	1	9	3	—	—	—	—	—
7211	Traveler accommodation . . . . .	(C)	(D)	(D)	16	3	1	9	3	—	—	—	—	—
72111	Hotels (exc casino hotels) & motels . . . . .	(C)	(D)	(D)	16	3	1	9	3	—	—	—	—	—
722	Food services & drinking places . . . . .	1 110	2 227	9 974	53	10	4	12	24	3	—	—	—	—
7221	Full-service restaurants . . . . .	256	483	1 987	11	3	—	2	5	1	—	—	—	—
72211	Full-service restaurants . . . . .	256	483	1 987	11	3	—	2	5	1	—	—	—	—
722110	Full-service restaurants . . . . .	256	483	1 987	11	3	—	2	5	1	—	—	—	—
7222	Limited-service eating places . . . . .	762	1 522	7 024	34	3	3	9	17	2	—	—	—	—
72221	Limited-service eating places . . . . .	762	1 522	7 024	34	3	3	9	17	2	—	—	—	—
<b>81</b>	<b>Other services (except public administration)</b> . . . . .	<b>390</b>	<b>1 421</b>	<b>5 968</b>	<b>91</b>	<b>59</b>	<b>23</b>	<b>8</b>	<b>1</b>	—	—	—	—	—
811	Repair & maintenance . . . . .	143	660	2 559	31	20	7	3	1	—	—	—	—	—
8111	Automotive repair & maintenance . . . . .	110	464	1 759	23	14	6	2	1	—	—	—	—	—
813	Religious, grantmaking, civic, prof & like organizations . . . . .	177	465	1 946	43	30	8	5	—	—	—	—	—	—
8131	Religious organizations . . . . .	162	419	1 776	36	24	7	5	—	—	—	—	—	—
81311	Religious organizations . . . . .	162	419	1 776	36	24	7	5	—	—	—	—	—	—
813110	Religious organizations . . . . .	162	419	1 776	36	24	7	5	—	—	—	—	—	—
<b>99</b>	<b>Unclassified establishments</b> . . . . .	<b>8</b>	<b>36</b>	<b>61</b>	<b>4</b>	<b>4</b>	—	—	—	—	—	—	—	—
<b>WOLFE</b>														
	<b>Total</b> . . . . .	<b>671</b>	<b>2 561</b>	<b>10 639</b>	<b>77</b>	<b>45</b>	<b>18</b>	<b>8</b>	<b>3</b>	<b>2</b>	<b>1</b>	—	—	—
<b>21</b>	<b>Mining</b> . . . . .	<b>(A)</b>	<b>(D)</b>	<b>(D)</b>	<b>1</b>	<b>1</b>	—	—	—	—	—	—	—	—
<b>23</b>	<b>Construction</b> . . . . .	<b>13</b>	<b>24</b>	<b>94</b>	<b>5</b>	<b>4</b>	<b>1</b>	—	—	—	—	—	—	—
<b>31-33</b>	<b>Manufacturing</b> . . . . .	<b>169</b>	<b>560</b>	<b>2 761</b>	<b>5</b>	<b>2</b>	<b>1</b>	—	<b>1</b>	—	<b>1</b>	—	—	—
314	Textile product mills . . . . .	(C)	(D)	(D)	1	—	—	—	—	—	1	—	—	—
3141	Textile furnishings mills . . . . .	(C)	(D)	(D)	1	—	—	—	—	—	1	—	—	—
31412	Curtain & linen mills . . . . .	(C)	(D)	(D)	1	—	—	—	—	—	1	—	—	—
<b>42</b>	<b>Wholesale trade</b> . . . . .	<b>20</b>	<b>70</b>	<b>370</b>	<b>4</b>	<b>2</b>	<b>2</b>	—	—	—	—	—	—	—
<b>44-45</b>	<b>Retail trade</b> . . . . .	<b>145</b>	<b>562</b>	<b>1 967</b>	<b>22</b>	<b>9</b>	<b>7</b>	<b>5</b>	<b>1</b>	—	—	—	—	—
<b>48-49</b>	<b>Transportation &amp; warehousing</b> . . . . .	<b>(B)</b>	<b>(D)</b>	<b>(D)</b>	<b>7</b>	<b>5</b>	<b>1</b>	<b>1</b>	—	—	—	—	—	—
<b>51</b>	<b>Information</b> . . . . .	<b>(A)</b>	<b>(D)</b>	<b>(D)</b>	<b>1</b>	<b>1</b>	—	—	—	—	—	—	—	—
<b>52</b>	<b>Finance &amp; insurance</b> . . . . .	<b>(A)</b>	<b>(D)</b>	<b>(D)</b>	<b>2</b>	<b>1</b>	<b>1</b>	—	—	—	—	—	—	—
<b>54</b>	<b>Professional, scientific &amp; technical services</b> . . . . .	<b>(A)</b>	<b>(D)</b>	<b>(D)</b>	<b>5</b>	<b>4</b>	<b>1</b>	—	—	—	—	—	—	—
<b>56</b>	<b>Admin, support, waste mgt, remediation services</b> . . . . .	<b>15</b>	<b>49</b>	<b>222</b>	<b>3</b>	<b>2</b>	<b>1</b>	—	—	—	—	—	—	—
<b>62</b>	<b>Health care and social assistance</b> . . . . .	<b>197</b>	<b>1 013</b>	<b>3 946</b>	<b>7</b>	<b>3</b>	<b>1</b>	<b>1</b>	—	<b>2</b>	—	—	—	—
623	Nursing & residential care facilities . . . . .	(C)	(D)	(D)	2	—	—	—	—	2	—	—	—	—
<b>71</b>	<b>Arts, entertainment &amp; recreation</b> . . . . .	<b>(A)</b>	<b>(D)</b>	<b>(D)</b>	<b>1</b>	<b>1</b>	—	—	—	—	—	—	—	—
<b>72</b>	<b>Accommodation &amp; food services</b> . . . . .	<b>(B)</b>	<b>(D)</b>	<b>(D)</b>	<b>7</b>	<b>6</b>	—	<b>1</b>	—	—	—	—	—	—
<b>81</b>	<b>Other services (except public administration)</b> . . . . .	<b>39</b>	<b>76</b>	<b>337</b>	<b>7</b>	<b>4</b>	<b>2</b>	—	<b>1</b>	—	—	—	—	—

See footnotes at end of table.



**Table 6. Counties—Employees, Payroll, and Establishments by Industry: 2001—Con.**

[Excludes most government employees, railroad employees, and self-employed persons. Size class 1 to 4 includes establishments with payroll, but no employees, during mid-March pay period. (D) denotes figures withheld to avoid disclosing data for individual companies; the data are included in broader industry totals. Detailed industries with 100 or more employees are shown if industry was not a (D). For explanation of terms, abbreviations, and data reliability/comparability, see introductory text]

NAICS code	Industry	Number of employees for week including March 12	Payroll (\$1,000)		Total number of establishments	Number of establishments by employment-size class								
			First quarter	Annual		1 to 4	5 to 9	10 to 19	20 to 49	50 to 99	100 to 249	250 to 499	500 to 999	1,000 or more
<b>WOODFORD</b>														
	<b>Total</b> .....	<b>7 522</b>	<b>54 643</b>	<b>225 950</b>	<b>515</b>	<b>298</b>	<b>92</b>	<b>65</b>	<b>42</b>	<b>7</b>	<b>5</b>	<b>4</b>	<b>1</b>	<b>1</b>
<b>11</b>	<b>Forestry, fishing, hunting, and agriculture support</b> .....	(C)	(D)	(D)	12	9	—	1	2	—	—	—	—	—
115	Agriculture & forestry support activities .....	(C)	(D)	(D)	12	9	—	1	2	—	—	—	—	—
1152	Animal production support activities .....	109	763	3 801	11	8	—	1	2	—	—	—	—	—
11521	Animal production support activities .....	109	763	3 801	11	8	—	1	2	—	—	—	—	—
115210	Animal production support activities .....	109	763	3 801	11	8	—	1	2	—	—	—	—	—
<b>21</b>	<b>Mining</b> .....	(A)	(D)	(D)	1	—	1	—	—	—	—	—	—	—
<b>22</b>	<b>Utilities</b> .....	(B)	(D)	(D)	8	5	1	—	2	—	—	—	—	—
<b>23</b>	<b>Construction</b> .....	<b>375</b>	<b>2 201</b>	<b>10 356</b>	<b>68</b>	<b>47</b>	<b>13</b>	<b>3</b>	<b>5</b>	—	—	—	—	—
233	Building, developing & general contracting .....	(C)	(D)	(D)	20	13	3	2	2	—	—	—	—	—
235	Special trade contractors .....	222	1 197	5 655	46	34	9	—	3	—	—	—	—	—
<b>31-33</b>	<b>Manufacturing</b> .....	<b>3 061</b>	<b>29 457</b>	<b>113 417</b>	<b>23</b>	<b>7</b>	<b>5</b>	<b>4</b>	—	<b>1</b>	<b>1</b>	<b>3</b>	<b>1</b>	<b>1</b>
323	Printing & related support activities .....	(G)	(D)	(D)	2	1	—	—	—	—	—	—	—	1
3231	Printing & related support activities .....	(G)	(D)	(D)	2	1	—	—	—	—	—	—	—	1
32311	Printing .....	(G)	(D)	(D)	2	1	—	—	—	—	—	—	—	1
327	Nonmetallic mineral product mfg .....	(F)	(D)	(D)	3	—	—	1	—	—	—	—	—	—
3272	Glass & glass product mfg .....	(F)	(D)	(D)	2	—	—	—	—	—	—	2	—	—
32721	Glass & glass product mfg .....	(F)	(D)	(D)	2	—	—	—	—	—	—	2	—	—
335	Electrical equip, appliance & component mfg .....	(F)	(D)	(D)	3	—	—	1	—	—	1	—	1	—
3351	Electric lighting equipment mfg .....	(F)	(D)	(D)	1	—	—	—	—	—	—	—	1	—
33511	Electric lamp bulb & part mfg .....	(F)	(D)	(D)	1	—	—	—	—	—	—	—	1	—
3353	Electrical equipment mfg .....	(C)	(D)	(D)	2	—	—	1	—	—	1	—	—	—
33531	Electrical equipment mfg .....	(C)	(D)	(D)	2	—	—	1	—	—	1	—	—	—
336	Transportation equipment mfg .....	(E)	(D)	(D)	1	—	—	—	—	—	—	—	1	—
3363	Motor vehicle parts mfg .....	(E)	(D)	(D)	1	—	—	—	—	—	—	—	1	—
33633	Motor vehicle steering & suspension parts mfg .....	(E)	(D)	(D)	1	—	—	—	—	—	—	—	1	—
<b>42</b>	<b>Wholesale trade</b> .....	<b>323</b>	<b>2 857</b>	<b>13 279</b>	<b>23</b>	<b>9</b>	<b>3</b>	<b>5</b>	<b>5</b>	<b>1</b>	—	—	—	—
421	Wholesale trade, durable goods .....	129	1 451	6 766	12	6	1	1	4	—	—	—	—	—
422	Wholesale trade, nondurable goods .....	194	1 406	6 513	11	3	2	4	1	1	—	—	—	—
4228	Beer, wine, distilled alcoholic beverage whsle ..	(C)	(D)	(D)	2	—	—	1	—	1	—	—	—	—
<b>44-45</b>	<b>Retail trade</b> .....	<b>854</b>	<b>3 723</b>	<b>15 014</b>	<b>72</b>	<b>37</b>	<b>14</b>	<b>15</b>	<b>4</b>	—	<b>1</b>	<b>1</b>	—	—
445	Food & beverage stores .....	327	930	3 803	13	7	3	2	—	—	—	1	—	—
4451	Grocery stores .....	(E)	(D)	(D)	8	4	1	2	—	—	—	1	—	—
44511	Grocery (except convenience) stores .....	295	835	3 364	6	3	1	1	—	—	—	1	—	—
445110	Grocery (except convenience) stores .....	295	835	3 364	6	3	1	1	—	—	—	1	—	—
452	General merchandise stores .....	132	425	1 908	4	1	1	1	—	—	1	—	—	—
4521	Department stores .....	(C)	(D)	(D)	1	—	—	—	—	—	1	—	—	—
45211	Department stores .....	(C)	(D)	(D)	1	—	—	—	—	—	1	—	—	—
<b>48-49</b>	<b>Transportation &amp; warehousing</b> .....	<b>67</b>	<b>408</b>	<b>1 635</b>	<b>13</b>	<b>7</b>	<b>3</b>	<b>3</b>	—	—	—	—	—	—
<b>51</b>	<b>Information</b> .....	<b>78</b>	<b>470</b>	<b>2 864</b>	<b>11</b>	<b>6</b>	<b>1</b>	<b>3</b>	<b>1</b>	—	—	—	—	—
<b>52</b>	<b>Finance &amp; insurance</b> .....	<b>202</b>	<b>1 412</b>	<b>5 817</b>	<b>29</b>	<b>18</b>	<b>4</b>	<b>5</b>	<b>2</b>	—	—	—	—	—
522	Credit intermediation & related activities .....	143	1 072	4 389	15	7	4	2	2	—	—	—	—	—
5221	Depository credit intermediation .....	(C)	(D)	(D)	10	2	4	2	2	—	—	—	—	—
52211	Commercial banking .....	129	987	3 995	9	1	4	2	2	—	—	—	—	—
522110	Commercial banking .....	129	987	3 995	9	1	4	2	2	—	—	—	—	—
<b>53</b>	<b>Real estate &amp; rental &amp; leasing</b> .....	<b>23</b>	<b>105</b>	<b>433</b>	<b>12</b>	<b>10</b>	<b>2</b>	—	—	—	—	—	—	—
<b>54</b>	<b>Professional, scientific &amp; technical services</b> .....	<b>245</b>	<b>2 437</b>	<b>9 198</b>	<b>49</b>	<b>35</b>	<b>8</b>	<b>3</b>	<b>2</b>	<b>1</b>	—	—	—	—
541	Professional, scientific & technical services .....	245	2 437	9 198	49	35	8	3	2	1	—	—	—	—
<b>55</b>	<b>Management of companies &amp; enterprises</b> ..	(A)	(D)	(D)	3	1	1	1	—	—	—	—	—	—
<b>56</b>	<b>Admin, support, waste mgt, remediation services</b> .....	<b>177</b>	<b>907</b>	<b>5 482</b>	<b>16</b>	<b>12</b>	<b>2</b>	<b>1</b>	—	—	<b>1</b>	—	—	—
561	Administrative & support services .....	(C)	(D)	(D)	15	11	2	1	—	—	1	—	—	—
5613	Employment services .....	(C)	(D)	(D)	3	1	—	1	—	—	1	—	—	—
56132	Temporary help services .....	(C)	(D)	(D)	2	—	—	1	—	—	1	—	—	—
<b>61</b>	<b>Educational services</b> .....	(E)	(D)	(D)	<b>6</b>	<b>3</b>	<b>1</b>	—	<b>1</b>	—	<b>1</b>	—	—	—
611	Educational services .....	(E)	(D)	(D)	6	3	1	—	1	—	1	—	—	—
6112	Junior colleges .....	(C)	(D)	(D)	1	—	—	—	—	—	1	—	—	—
61121	Junior colleges .....	(C)	(D)	(D)	1	—	—	—	—	—	1	—	—	—
<b>62</b>	<b>Health care and social assistance</b> .....	<b>548</b>	<b>2 964</b>	<b>14 746</b>	<b>42</b>	<b>23</b>	<b>6</b>	<b>7</b>	<b>3</b>	<b>2</b>	<b>1</b>	—	—	—
621	Ambulatory health care services .....	134	1 028	4 564	24	14	5	4	1	—	—	—	—	—
622	Hospitals .....	(C)	(D)	(D)	2	—	—	—	1	1	—	—	—	—
6221	General medical & surgical hospitals .....	(C)	(D)	(D)	2	—	—	—	1	1	—	—	—	—
62211	General medical & surgical hospitals .....	(C)	(D)	(D)	2	—	—	—	1	1	—	—	—	—
623	Nursing & residential care facilities .....	216	1 157	4 530	3	—	—	1	—	1	—	—	—	—
6239	Other residential care facilities .....	(C)	(D)	(D)	2	—	—	—	1	—	1	—	—	—
62399	Other residential care facilities .....	(C)	(D)	(D)	2	—	—	—	1	—	1	—	—	—

See footnotes at end of table.

**Table 6. Counties—Employees, Payroll, and Establishments by Industry: 2001—Con.**

[Excludes most government employees, railroad employees, and self-employed persons. Size class 1 to 4 includes establishments with payroll, but no employees, during mid-March pay period. (D) denotes figures withheld to avoid disclosing data for individual companies; the data are included in broader industry totals. Detailed industries with 100 or more employees are shown if industry was not a (D). For explanation of terms, abbreviations, and data reliability/comparability, see introductory text]

NAICS code	Industry	Number of employees for week including March 12	Payroll (\$1,000)		Total number of establishments	Number of establishments by employment-size class									
			First quarter	Annual		1 to 4	5 to 9	10 to 19	20 to 49	50 to 99	100 to 249	250 to 499	500 to 999	1,000 or more	
<b>WOODFORD—Con.</b>															
<b>71</b>	<b>Arts, entertainment &amp; recreation .....</b>	<b>130</b>	<b>791</b>	<b>3 571</b>	<b>16</b>	<b>8</b>	<b>4</b>	<b>1</b>	<b>3</b>	—	—	—	—	—	
711	Performing arts, spectator sports & related industries .....	104	622	2 709	8	3	1	1	3	—	—	—	—	—	
7112	Spectator sports .....	104	622	2 709	8	3	1	1	3	—	—	—	—	—	
71121	Spectator sports .....	104	622	2 709	8	3	1	1	3	—	—	—	—	—	
<b>72</b>	<b>Accommodation &amp; food services .....</b>	<b>605</b>	<b>1 703</b>	<b>7 150</b>	<b>36</b>	<b>11</b>	<b>9</b>	<b>6</b>	<b>8</b>	<b>2</b>	—	—	—	—	
722	Food services & drinking places .....	(F)	(D)	(D)	34	9	9	6	8	2	—	—	—	—	
7221	Full-service restaurants .....	(C)	(D)	(D)	11	6	2	1	2	—	—	—	—	—	
72211	Full-service restaurants .....	(C)	(D)	(D)	11	6	2	1	2	—	—	—	—	—	
7222	Limited-service eating places .....	482	1 434	5 909	20	1	6	5	6	2	—	—	—	—	
72221	Limited-service eating places .....	482	1 434	5 909	20	1	6	5	6	2	—	—	—	—	
722211	Limited-service restaurants .....	383	1 193	4 804	17	1	6	4	4	2	—	—	—	—	
<b>81</b>	<b>Other services (except public administration) .....</b>	<b>336</b>	<b>1 119</b>	<b>4 638</b>	<b>66</b>	<b>42</b>	<b>14</b>	<b>7</b>	<b>3</b>	—	—	—	—	—	
813	Religious, grantmaking, civic, prof & like organizations .....	200	572	2 377	35	21	8	3	3	—	—	—	—	—	
8131	Religious organizations .....	182	508	2 153	28	15	7	3	3	—	—	—	—	—	
81311	Religious organizations .....	182	508	2 153	28	15	7	3	3	—	—	—	—	—	
813110	Religious organizations .....	182	508	2 153	28	15	7	3	3	—	—	—	—	—	
<b>95</b>	<b>Auxiliaries (exc corporate, subsidiary &amp; regional mgt) .....</b>	<b>(B)</b>	<b>(D)</b>	<b>(D)</b>	<b>2</b>	<b>1</b>	—	—	<b>1</b>	—	—	—	—	—	
<b>99</b>	<b>Unclassified establishments .....</b>	<b>5</b>	<b>25</b>	<b>98</b>	<b>7</b>	<b>7</b>	—	—	—	—	—	—	—	—	
<b>STATEWIDE</b>															
	<b>Total .....</b>	<b>1 614</b>	<b>17 156</b>	<b>57 499</b>	<b>56</b>	<b>35</b>	<b>7</b>	<b>4</b>	<b>2</b>	<b>4</b>	<b>2</b>	<b>2</b>	—	—	
<b>21</b>	<b>Mining .....</b>	<b>279</b>	<b>3 414</b>	<b>11 879</b>	<b>17</b>	<b>11</b>	<b>3</b>	—	—	<b>2</b>	<b>1</b>	—	—	—	
213	Mining support activities .....	(C)	(D)	(D)	12	7	3	—	—	1	1	—	—	—	
2131	Mining support activities .....	(C)	(D)	(D)	12	7	3	—	—	1	1	—	—	—	
21311	Mining support activities .....	(C)	(D)	(D)	12	7	3	—	—	1	1	—	—	—	
213112	Oil & gas operations support activities .....	193	2 146	7 445	6	3	1	—	—	1	1	—	—	—	
<b>23</b>	<b>Construction .....</b>	<b>(C)</b>	<b>(D)</b>	<b>(D)</b>	<b>2</b>	—	—	<b>1</b>	—	<b>1</b>	—	—	—	—	
<b>42</b>	<b>Wholesale trade .....</b>	<b>27</b>	<b>582</b>	<b>2 469</b>	<b>10</b>	<b>8</b>	<b>2</b>	—	—	—	—	—	—	—	
<b>44-45</b>	<b>Retail trade .....</b>	<b>(A)</b>	<b>(D)</b>	<b>(D)</b>	<b>1</b>	<b>1</b>	—	—	—	—	—	—	—	—	
<b>48-49</b>	<b>Transportation &amp; warehousing .....</b>	<b>(B)</b>	<b>(D)</b>	<b>(D)</b>	<b>1</b>	—	—	—	—	<b>1</b>	—	—	—	—	
<b>51</b>	<b>Information .....</b>	<b>(A)</b>	<b>(D)</b>	<b>(D)</b>	<b>2</b>	<b>1</b>	—	<b>1</b>	—	—	—	—	—	—	
<b>52</b>	<b>Finance &amp; insurance .....</b>	<b>59</b>	<b>626</b>	<b>2 465</b>	<b>11</b>	<b>9</b>	<b>1</b>	—	<b>1</b>	—	—	—	—	—	
<b>54</b>	<b>Professional, scientific &amp; technical services .....</b>	<b>(A)</b>	<b>(D)</b>	<b>(D)</b>	<b>2</b>	<b>1</b>	<b>1</b>	—	—	—	—	—	—	—	
<b>55</b>	<b>Management of companies &amp; enterprises .....</b>	<b>(E)</b>	<b>(D)</b>	<b>(D)</b>	<b>1</b>	—	—	—	—	—	—	<b>1</b>	—	—	
551	Management of companies & enterprises .....	(E)	(D)	(D)	1	—	—	—	—	—	—	1	—	—	
5511	Management of companies & enterprises .....	(E)	(D)	(D)	1	—	—	—	—	—	—	1	—	—	
55111	Management of companies & enterprises .....	(E)	(D)	(D)	1	—	—	—	—	—	—	1	—	—	
<b>56</b>	<b>Admin, support, waste mgt, remediation services .....</b>	<b>705</b>	<b>4 677</b>	<b>18 483</b>	<b>7</b>	<b>3</b>	—	<b>1</b>	<b>1</b>	—	<b>1</b>	<b>1</b>	—	—	
561	Administrative & support services .....	705	4 677	18 483	7	3	—	1	1	—	1	1	—	—	
5611	Office administrative services .....	(C)	(D)	(D)	1	—	—	—	—	—	1	—	—	—	
56111	Office administrative services .....	(C)	(D)	(D)	1	—	—	—	—	—	1	—	—	—	
5617	Services to buildings & dwellings .....	(E)	(D)	(D)	2	1	—	—	—	—	—	1	—	—	
56173	Landscaping services .....	(E)	(D)	(D)	2	1	—	—	—	—	—	1	—	—	
<b>95</b>	<b>Auxiliaries (exc corporate, subsidiary &amp; regional mgt) .....</b>	<b>(A)</b>	<b>(D)</b>	<b>(D)</b>	<b>2</b>	<b>1</b>	—	<b>1</b>	—	—	—	—	—	—	

Note: Employment-size classes are indicated as follows: A—0 to 19; B—20 to 99; C—100 to 249; E—250 to 499; F—500 to 999; G—1,000 to 2,499; H—2,500 to 4,999; I—5,000 to 9,999; J—10,000 to 24,999; K—25,000 to 49,999; L—50,000 to 99,999; M—100,000 or more.

## **Description of Publications Issued in Previous Years**

### **1974 through 2000**

Data are provided for mid-March employment, first-quarter and annual payrolls, and establishments, by industry, for each county in the state and, in a separate report, for the United States. Data are included for every industry having a significant number of employees or establishments. Refer to General Explanation for a description of the types of employment covered.

### **1964 through 1973**

Data are provided for first-quarter reporting units, employment, and taxable payrolls for each county and metropolitan area in the state and, in a separate report, for the United States. Data are included for every industry having a significant number of employees or reporting units.

### **1959 and 1962**

Data are provided for first-quarter reporting units, employment, and taxable payrolls for each county in the state and, in a separate report, for the United States. Data are included for every industry having a significant number of employees or reporting units. Data are combined for some counties in eight states.

### **1956**

Data are provided for first-quarter reporting units, employment, and taxable payrolls for each county in the state and, in a separate report, for the United States. Data are included for SIC economic divisions, major groups, and selected three-digit SICs. Data are combined for some counties in eight states.

### **1949 and 1950**

Data are provided for first-quarter manufacturing establishments, employment, and taxable payrolls for each large county in the state and, in a separate report, for the United States. Data are included for manufacturing major industry groups and selected three-digit SICs. Manufacturing totals are included for small counties. Data are combined for some counties in eight states.

### **1947, 1948, 1951, and 1953**

Data are provided for first-quarter reporting units, employment, and taxable payrolls for each large county in the state and, in a separate report, for the United States. Data are included for SIC economic divisions, major groups, and selected three-digit SICs. Economic division totals are included for small counties. Data are combined for some counties in eight states.

### **1946**

Data are provided for first-quarter reporting units, employment, and taxable payrolls for each large county in the state and, in a separate report, for the United States. Data are included for SIC economic divisions and major groups. Economic division totals are included for small counties. Data are combined for some counties in eight states.

### **Availability**

The most recent edition of County Business Patterns can be examined on the Internet at [www.census.gov](http://www.census.gov). Editions prior to 1993 are available in depository libraries for Federal publications, which are conveniently located in all areas of the country.

For information on the coverage of individual series, write to Chief, Economic Planning and Coordination Division, U.S. Census Bureau, Washington, DC 20233.