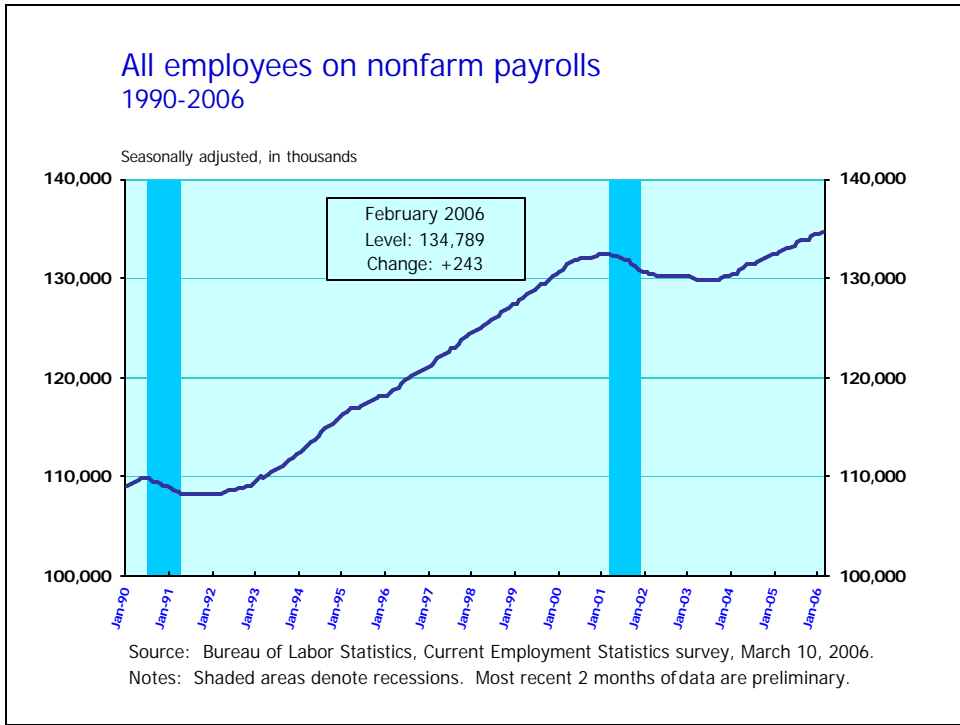




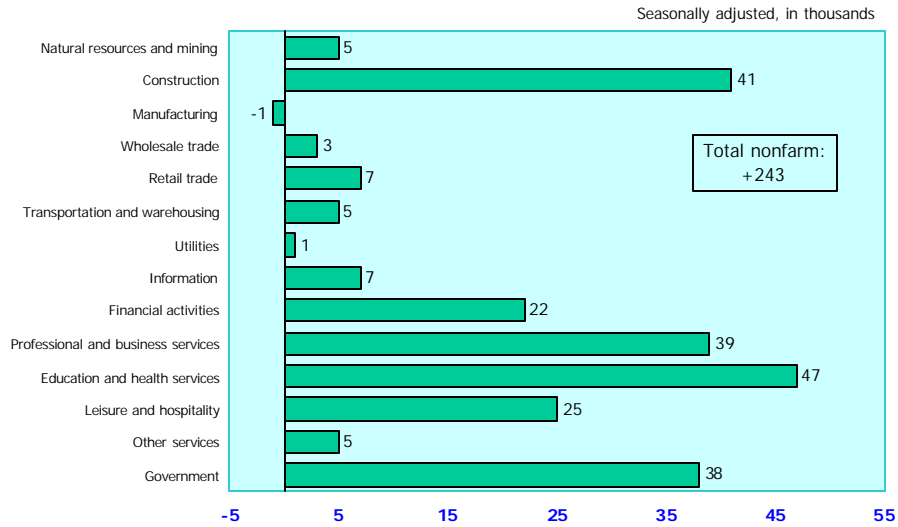
**Current Employment Statistics**  
**Highlights**  
**February 2006**

Bureau of Labor Statistics  
March 10, 2006



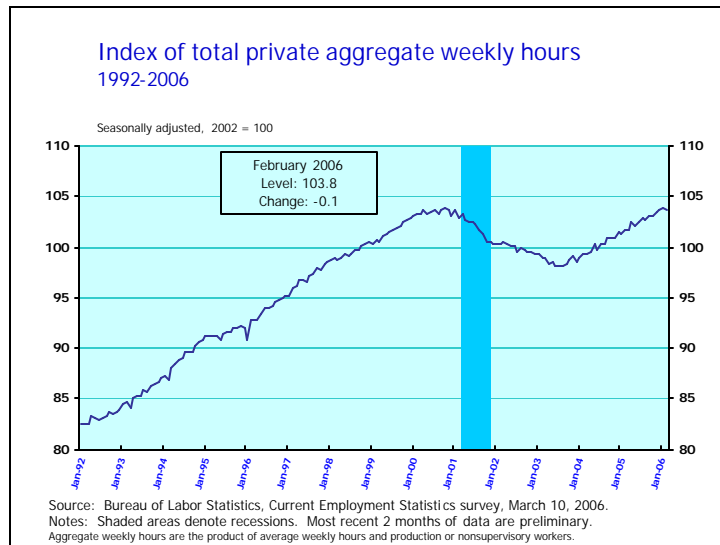
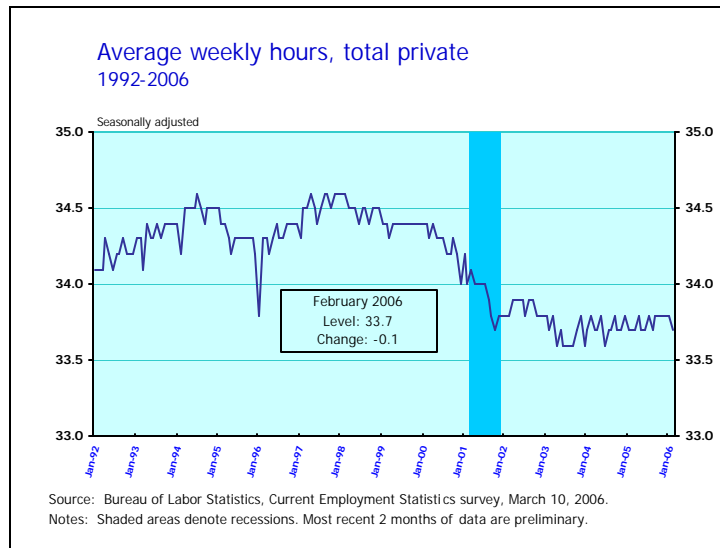
- Nonfarm payrolls increased by 243,000 in February to 134.8 million, seasonally adjusted. This increase follows gains of 145,000 in December and 170,000 in January. Over the year, payroll employment increased by 2.1 million.
- The average hourly earnings of production or nonsupervisory workers on private nonfarm payrolls rose by 5 cents to \$16.47, seasonally adjusted. Average hourly earnings have increased 19 cents in the last 3 months and the over-the-year percentage change, which is 3.5 percent currently, has been accelerating in recent months.

## Employment in total nonfarm and supersectors Over-the-month change, February 2006



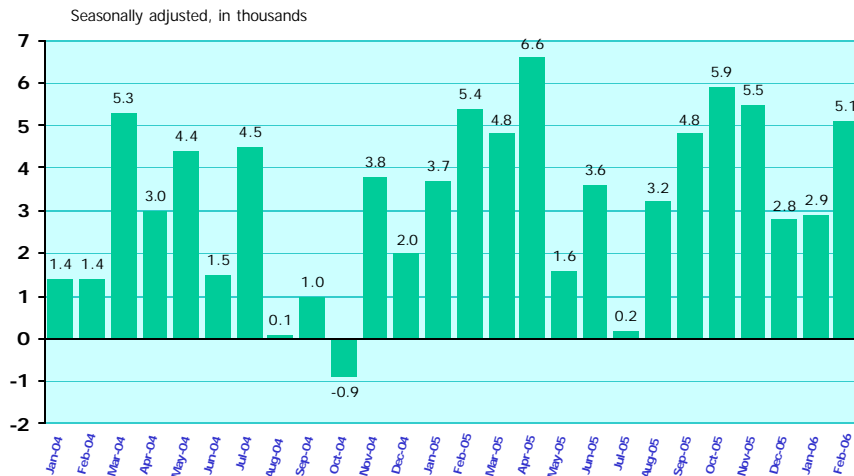
Source: Bureau of Labor Statistics, Current Employment Statistics survey, March 10, 2006.  
Note: Data are preliminary.

- Job growth was widespread over the month.
- Education and health services, construction, professional and business services, government experienced the largest employment increases in February. Almost all supersectors added jobs over the month.



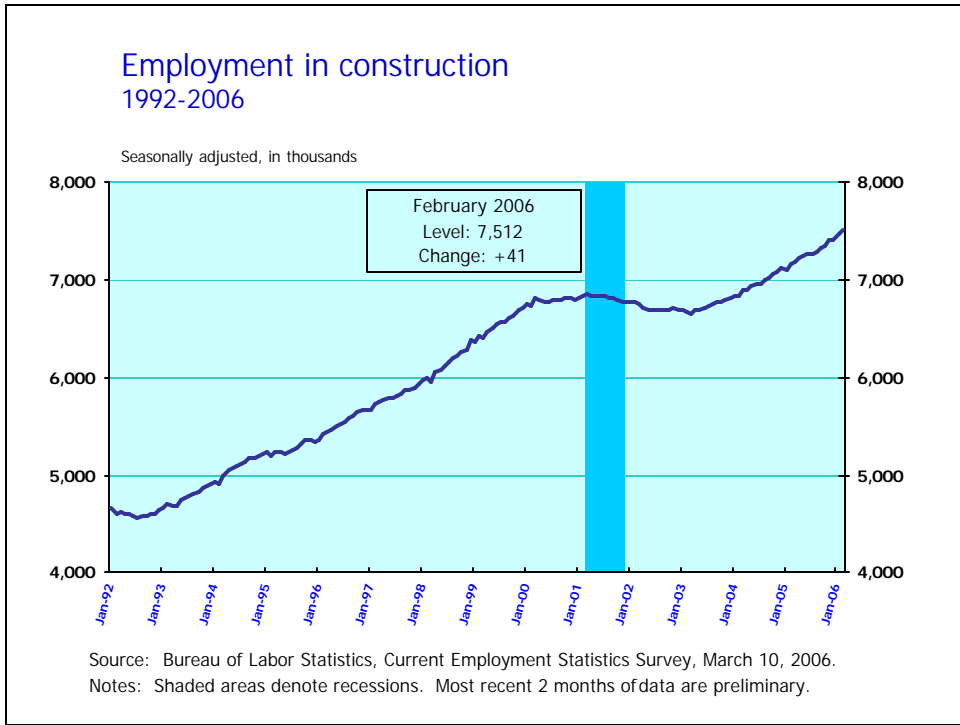
- Average weekly hours of production or nonsupervisory workers on private nonfarm payrolls fell by 0.1 hour to 33.7 hours in February, seasonally adjusted. Since late 2002, the average workweek has been relatively flat, fluctuating between 33.6 and 33.8 hours.
- The index of aggregate weekly hours of production or nonsupervisory workers on private nonfarm payrolls decreased by 0.1 percent to 103.8 in February. In January, the index had finally recovered to its most recent peak in October 2000. The index has increased by 5.7 percent since August 2003, and is now just shy of the peak level.

## Employment in mining Over-the-month change, 2004-06



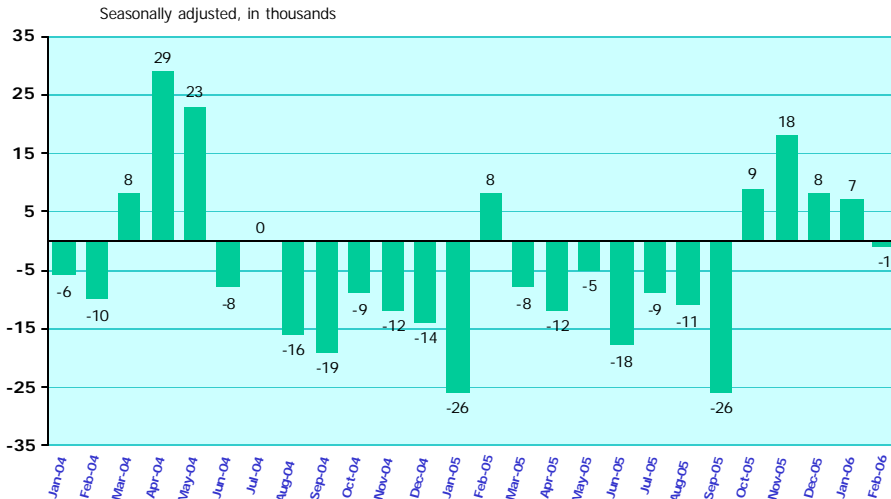
Source: Bureau of Labor Statistics, Current Employment Statistics survey, March 10, 2006.  
Note: Most recent 2 months of data are preliminary.

- Mining continued its upward trend in February, adding 5,000 jobs. Since reaching an employment trough in April 2003, mining employment has increased by over 90,000.
- Support activities for mining, particularly those related to oil and gas, accounted for nearly all of the over-the-month gain and 80 percent of the change since April 2003.



- Employment in construction rose by 41,000 in February, following a sizable gain in January.
- Construction employment has grown by 857,000 since reaching a trough in March 2003—a gain of nearly 13 percent. Job gains over this period have been driven by sharp increases in home building resulting from a sustained period of low mortgage rates. In recent months, relatively mild winter weather in much of the country has helped keep construction workers on payrolls.

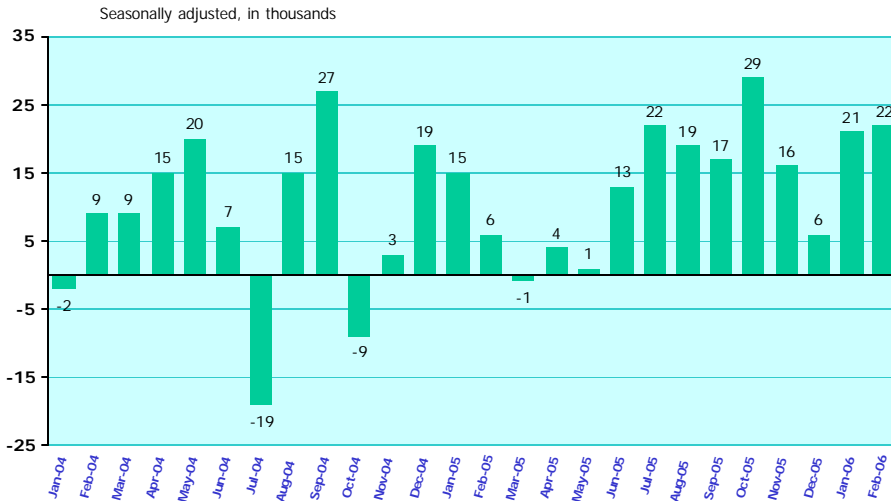
## Employment in manufacturing Over-the-month change, 2004-06



Source: Bureau of Labor Statistics, Current Employment Statistics survey, March 10, 2006.  
Note: Most recent 2 months of data are preliminary.

- Employment in manufacturing was virtually unchanged in February; however, there were offsetting movements in several industries. Motor vehicles and parts (-11,000) and primary metals (-4,000) had the largest job losses, while machinery (+5,000) and computer and electronic products (+5,000) had the largest job gains.
- The factory workweek increased by 0.1 hour to 41.0 hours, and factory overtime was up by 0.1 hour to 4.6 hours. Manufacturing overtime has fluctuated between 4.4 and 4.6 hours since October 2003.

## Employment in financial activities Over-the-month change, 2004-06

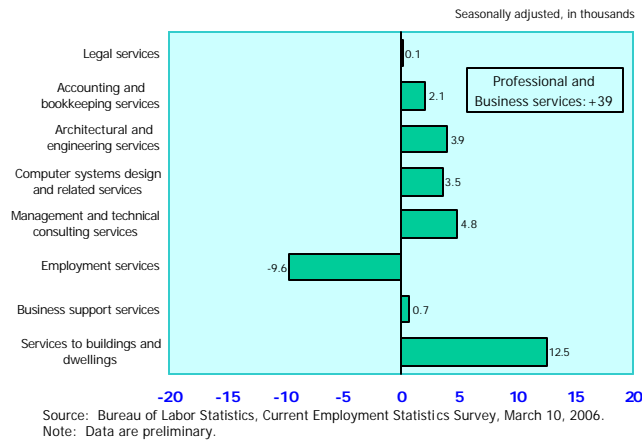


Source: Bureau of Labor Statistics, Current Employment Statistics survey, March 10, 2006.  
Note: Most recent 2 months of data are preliminary.

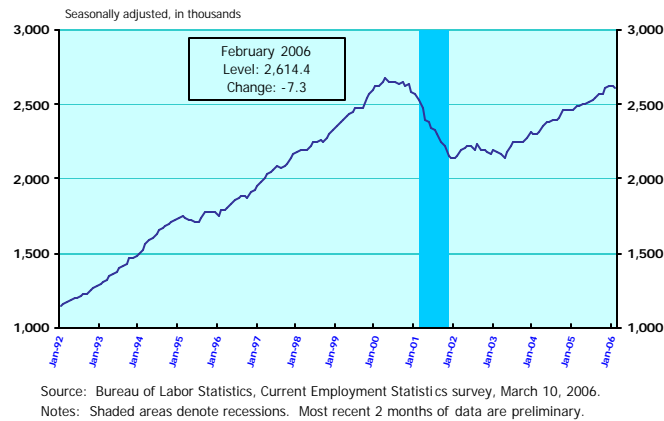
- Employment in financial activities grew by 22,000 over the month, following a similar-sized gain in January. Financial activities employment has risen by 169,000 over the year.
- Over the month, depository credit intermediation and insurance carriers and related activities added 4,000 and 6,000 jobs, respectively.



Employment in selected professional and business services  
Over-the-month change, February 2006

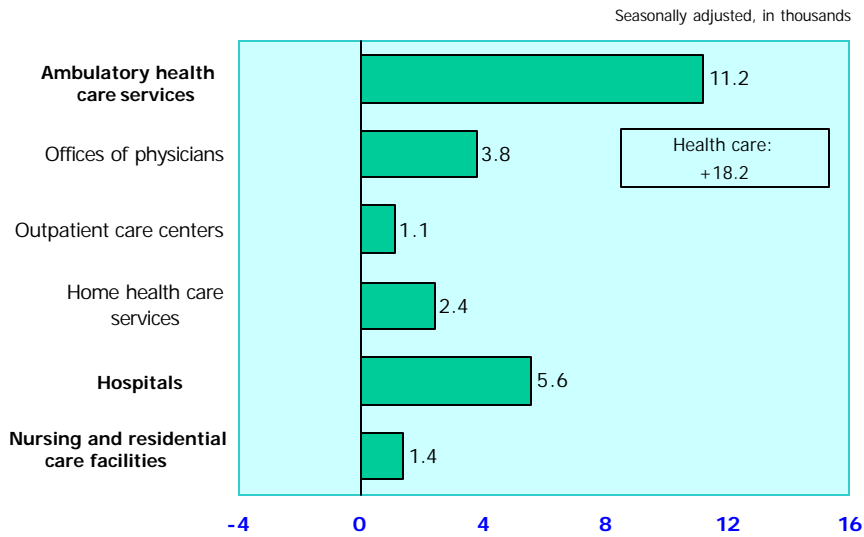


Employment in temporary help services  
1992-2006



- Professional and business services continued to expand for the fourth straight month, adding 39,000 jobs in February. The industry has added 466,000 jobs over the year.
- Employment in services to businesses and dwellings increased by 13,000 jobs, mostly in landscaping services.
- Employment in temporary help services was little changed over the month and has shown little net change since November 2005.

## Employment in health care Over-the-month change, February 2006



- Employment continued to grow in health care in February.
- As is typical, ambulatory health care services had the largest increase in February. Employment in hospitals rose as well. These industries accounted for nearly all of the growth in health care.