



2007

Coast Guard Spouse Handbook



UNITED STATES COAST GUARD

Being part of the Coast Guard Family

The following information has been put together for you to help in your life as a military spouse. If you are a new spouse embarking on this journey you will have unique opportunities, meet many wonderful people and have frustrations. If you are a reserve spouse you may not be aware of all of the benefits you have available. Many are here to assist you. This handbook outlines some of the services, benefits and entitlements you may want to know about or utilize as a Coast Guard Spouse. We realize that there are many types of families that make up the Coast Guard community and although a common lifestyle is shared, each Coast Guard Family is different. Each family needs to develop a plan that works for them so this handbook was designed as a starting point.

What Is It Like Being Part of a Coast Guard Family?

Here are comments from a spouse and child of a Coast Guard Family.

Coast Guard Spouse: The greatest challenge for our family is moving. I have had to learn to be self-sufficient because we don't always have access to a large military base like the other services and often we don't have Commissaries or base housing available. You have to adapt to your civilian community because that's where most of your support is – the schools, doctors, etc. The best thing about moving is the new friendships. The Coast Guard is a small community, and we know that we will serve together with a friend, or a friend of a friend at some other duty station. Every duty station is what you make it. Try to go to each one with an open mind, explore the area, take in the sights, enjoy the food and remember even if you do hate the place it's not forever! Remember your attitude can determine whether it's a great tour or a prison sentence.

Coast Guard Child: Growing up as a member of a Coast Guard family has given me opportunities that many of my friends have never had. I've gotten to see the Atlantic Ocean, the Pacific Ocean, the Gulf of Mexico and the Great Lakes. My friends think it's neat that I was born in Alaska. At school when we study about someplace in the United States chances are I've been there or lived there. It's not always fun though. Leaving my friends has been hard but we e-mail and chat online. My parents have always tried to make moving a "big adventure" and that really helps. It also helps that they let me talk about my feelings and fears. When we moved the last time they took pictures of our new house and my new school so I could see where we were moving, it made it easier for me.

A group of spouses surveyed suggested that the following are some important things to remember: keep a sense of humor, be flexible, develop a sense of adventure, take care of yourself and others and your most trying times will likely become your best family stories. You, and your children, will have experiences that your family, friends and neighbors who live in one place will never know. Enjoy the adventure!

The 2007 United States Coast Guard Spouse Handbook is an unofficial publication. Any views or opinions are not necessarily those of the Department of Homeland Security or the U.S. Coast Guard. No websites offered herein are endorsed or sponsored by either the Department of Homeland Security or the U.S. Coast Guard. Although this material has been reviewed for content, this material is for information only and should not be considered authority for action.

Index

<i>Acronyms</i>	4	<i>Legal Assistance</i>	36
<i>Adoption Reimbursement</i>	28	<i>Life Insurance</i>	23
<i>Allotments</i>	12	<i>Long Term Care Insurance</i>	23
<i>Appendix</i>	96	<i>Mail Order Pharmacy</i>	18
<i>Armed Forces Vacation Club</i> ..	86	<i>Medical Care</i>	14
<i>Assignment Process</i>	62	<i>Military Clause</i>	102
<i>BAH</i>	43	<i>Military ID Cards</i>	10
<i>Benefits & Entitlements</i>	10	<i>Military Pay</i>	11
<i>Budget Worksheet</i>	103	<i>Money for Moving</i>	110
<i>Budgeting</i>	47	<i>Montgomery GI Bill</i>	119
<i>Career Development Advisor</i> ..	34	<i>Morale</i>	82
<i>Change of Address</i>	109	<i>Morale Rec. Facilities</i>	82
<i>Chaplain</i>	33	<i>Moving Considerations</i>	78
<i>Child Care Subsidy</i>	30	<i>Moving Entitlements</i>	110
<i>Checklist for New Spouses</i>	9	<i>Moving Overseas</i>	67
<i>Class A School</i>	56	<i>Mutual Assistance</i>	34
<i>Commissary</i>	24	<i>New Spouse Checklist</i>	9
<i>CONUS Vehicle Shipment</i>	66	<i>OCONUS Entitlements</i>	68
<i>Credit Cards</i>	48	<i>Officer Candidate School</i>	57
<i>Credit Reports</i>	51	<i>Officer Insignias</i>	60
<i>Dislocation Allowance (DLA)</i> ..	65	<i>Ombudsman</i>	33
<i>Delivery Day</i>	75	<i>Packing Day</i>	74
<i>Dental Care</i>	21	<i>PCS Allowances</i>	64
<i>Deployments</i>	88	<i>PCS</i>	62
<i>DITY Moves</i>	71	<i>Planning to leave the CG</i>	92
<i>Driver's License Info</i>	81	<i>Power Paying Debt</i>	49
<i>EAP Program</i>	28	<i>Privatized Housing</i>	42
<i>Educational Benefits</i>	25	<i>Professional Books & Papers</i> ..	72
<i>Emergency Assistance</i>	37	<i>Rank Table</i>	58
<i>Employee Assistance Prog.</i>	28	<i>Red Cross</i>	37
<i>Enlisted Insignias</i>	59	<i>Relocation Check List</i>	111
<i>Enlisted Rates</i>	54	<i>Relocation Reminder Sheet</i>	107
<i>Exchange</i>	24	<i>Relocation</i>	63
<i>Financial Affairs</i>	46	<i>Renters Insurance</i>	44
<i>Financial Planning for PCS</i>	80	<i>Reserve Families</i>	89
<i>HHG Damages</i>	76	<i>Reserve Rates</i>	56
<i>HHG Insurance</i>	70	<i>Retirement Time Line</i>	91
<i>HHG Storage</i>	71	<i>Retirement</i>	93
<i>HHG Weight Table</i>	69	<i>Sample Change of Address</i>	109
<i>Home Loan Guaranty</i>	117	<i>Sample LES</i>	100
<i>Household Goods Shipment</i>	69	<i>Saving for Retirement</i>	50
<i>Housing Questions</i>	43	<i>Self Procured Moves</i>	71
<i>Housing</i>	40	<i>Separation Time Line</i>	91
<i>ID Cards</i>	10	<i>Shades of Green</i>	86
<i>Internet Links Page</i>	97	<i>Servicemembers Civil Relief</i> ..	122
<i>Leave & Earning Statement</i> ..	100	<i>Settling in at the new location</i> ..	81
<i>Leave & Liberty</i>	52	<i>SGLI</i>	23

<i>Space-A Travel</i>	85
<i>Special Needs Program</i>	29
<i>Sponsors</i>	40
<i>Temp. Lodging Expense (TLE)</i>	65
<i>Thrift Savings Plan (TSP)</i>	50
<i>Tips for Separated Families</i> ..	115
<i>TRICARE</i>	14
<i>TRICARE ECHO Program</i>	18
<i>Types of Housing</i>	41
<i>Unaccompanied Baggage</i>	71
<i>Uniformed Services Health</i>	20
<i>United Concordia</i>	21
<i>USFHP</i>	20
<i>USO</i>	87
<i>USERRA Rights (Reservists)</i> ...	89
<i>VA Home Loans</i>	117
<i>Vacation Club</i>	86
<i>Veteran's Benefits</i>	117
<i>Work Life Assistance Chart</i>	31
<i>Work Life Offices</i>	32
<i>Work Life Staff & Services</i>	26

Acronyms and terms you may need to know

“A” School	School where member goes to receive basic technical training for their rate.
Allotment	A portion of military pay that is sent directly to a person, financial institution or other place set up by the military member.
AWOL	Absent without leave: away from the military without proper authorization. The military member can be punished for this offense.
BAH	Basic Allowance for Housing: allowance given when quarters are not provided
BAS	Basic Allowance for Subsistence: allowance for food given at some units
“C” School	School member attends to receive advanced technical training.
CACO	Casualty Assistance Calls Officer: The person assigned to help families in the death or fatal injury of a military member found, at the servicing ISC.
CDA	Career Development Advisor: Provides members with information regarding advancement opportunities, educational programs and enlisted work force management issues. May assist spouses with education questions.
CFS	Command Financial Specialist: An individual selected by the command to receive additional training that provides them with tools to work with members and their families on budgeting, financial planning and other financial matters.
CgCentral	Coast Guard intranet site accessible by the military member that is considered the one site to gain information on all Coast Guard units, programs, etc.
CGMA	Coast Guard Mutual Assistance
CMC	Command Master Chief: Chief, Senior Chief or Master Chief who acts as a communications link between the command and the enlisted personnel at the unit.
CO	Commanding Officer: The boss, the person responsible for everything that occurs at the unit or on the ship.
COLA	Cost of Living Allowance: An allowance given in high cost areas to help offset expenses like food, gas, etc.
CONUS	Continental United States
COSE	Career Options & Skills Evaluation: A mid-career seminar designed for Active Duty Coast Guard members that provides information on self assessments, financial planning, Coast Guard programs and civilian employment tools & trends. Set up through the Work Life office.

CPO	Chief Petty Officer
CWO	Chief Warrant Officer
DEERS	Defense Eligibility Enrollment Reporting System: System used to track all dependents who are authorized medical care or to use TRICARE. You must be in the DEERS system to utilize TRICARE services.
Delta Dental	Optional retiree dental insurance that is available by enrolling and paying monthly premiums.
Dependent	A legal term used for a person receiving all or a portion of their necessary financial support from the active duty member.
Direct Access	The Coast Guard computerized Human Resources System. The military member can access this system for a variety of issues including pay changes and PCS information.
DHS	Department of Homeland Security: Parent agency of the Coast Guard
DLA	Dislocation Allowance is an allowance to help offset the costs included During a PCS move.
DOD	Department of Defense: Army, Navy, Air Force, Marines
DVA	Department of Veteran's Affairs: The agency that administers benefits for Veterans. These services include the Montgomery GI Bill for education, the home loan guarantee program and medical care and compensation.
EAP	Employee Assistance Program: Professional counseling and referral service designed to assist active duty members, reservists and their families. 1-800-222-0364
EAPC	Work Life employee responsible for the coordination of the EAP
EFMP	DOD Exceptional Family Member Program referred to in the Coast Guard as the "Special Needs" program.
ESO	Educational Services Officer: Individual at a unit responsible for end of course testing and service wide testing for Coast Guard members.
FAS	Family Advocacy Specialist: Member of the Work-Life Staff who assists when issues of family violence, child abuse and neglect are present.
FOT	Force Optimization and Training. The division of the Coast Guard tasked with the tracking and utilization of the reserve members of the Coast Guard.

FRS	Family Resource Specialist: Member of the Work-Life Staff who assists with child care issues, and provides case management for those enrolled in the Special Needs Program, also the point of contact for adoption reimbursement.
FSA	Family Separation Allowance: An allowance paid when a married member is TAD, on a ship, or at a restricted station for longer than 30 consecutive days. The allowance is not payable if the member is on permissive orders.
FSGLI	Family Servicemembers Group Life Insurance: If the active duty member has SGLI his/her children are automatically covered by a life insurance policy. Spouses can also be covered for a monthly premium based on the spouse's age.
GEO	Refers to a member who moves to a new duty station unaccompanied, by choice, so the family can remain at their current location. (Geographic Bachelor).
HBA	Health Benefits Advisor: An individual who has received additional training on TRICARE who is available to answer questions and assist with TRICARE problems. There is also an 800 hotline at 1-800-942-2422.
HHG	Household Goods: Your furniture and personal belongings
HPM	Health Promotions Manager: Member of the Work-Life Staff who helps members of Team Coast Guard make voluntary behavior changes that reduce health risks and improve quality of life.
ISC	Integrated Support Command: Located in each District to provide support services to the District Units. Work-Life is located at the ISC.
LES	Leave and Earning Statement: Monthly report of pay received for military duty. Also shows a record of leave (vacation time) and deductions from pay. The military member can view this online via Direct Access.
Mast	Non-judicial punishment used as an alternative to a court martial. Sometimes referred to as a Captain's Mast.
MTF	Military Treatment Facility: A military base where members and dependents receive medical care. MTFs are not available in many areas.
MWR	Morale, Welfare & Recreation
OER	Officer Evaluation Report: The written report of an officer's performance of duty, similar to "enlisted marks".
OINC	Officer In Charge: Enlisted member who is in charge of a unit or ship. Similar to the CO.
OCONUS	Outside of the Continental United States (Alaska, Hawaii, Guam, etc)

OCS	Officer Candidate School: An opportunity for enlisted personnel to go to school to become a commissioned officer.
Ombudsman	Someone, usually a spouse, appointed by the Command to act as the official liaison between the Command and the families and to serve as an information and referral person. The Ombudsman is not the unit social director.
PCS	Permanent Change of Station: Relocation from one permanent unit, ship or station to another.
PSC	The Personnel Support Center in Topeka, Kansas. This is the division of the Coast Guard that deals with pay, personnel issues and travel advances.
POC	Point of Contact: The “go to” person for that program or service.
PSU	Port Security Unit. A unit comprised of mostly reserve members who are tasked with safeguarding critical or vital ports of commerce worldwide.
Rank	Grade or official standing of a military member.
RAS	Retiree Annuitant Section is a division at PSC Topeka that deals with all aspects of Coast Guard retirees pay.
Rate	Job classification with the Coast Guard such as Damage Controlman (DC).
SBP	Survivor’s Benefit Program. An optional program that a retiring member can elect and pay premiums to ensure a portion of their retired pay will continue to be paid to the designated beneficiary when the retiree passes away.
SEAP	Spouse Employment Assistance Program. A program administered by Work Life to assist Coast Guard spouses with resumes, job search skills, etc.
SGLI	Servicemember’s Group Life Insurance: Life insurance coverage that can be elected by a service member with premiums deducted from their pay
SPM	Self Procured Move: (DITY move.) When a member elects to move all or a portion of their household goods when PCSing.
SPO	Servicing Personnel Office: Yeoman who deal with pay and personnel issues, usually found at the Sector, Group or Air Station.
Sponsor	This term can be used in two ways. One type of sponsor is the Active Duty member who you are considered a dependant of. The other type of sponsor is someone assigned to assist you when you PCS.
TAD	Temporary Additional Duty: A period of time spent away from the permanent duty station, generally for school or other training.

TAP	Transition Assistance Program. A program offered through Work Life for military members who are separating or retiring that covers resumes, job search benefits, etc.
TLE	Temporary Lodging Expense is an allowance to help offset the cost of meals and lodging in connection with a PCS move.
TO	Transportation Office: The office that an active duty member works with to arrange movement of HHG or to report damages to HHG during a PCS.
TRICARE	The medical insurance provided to military members and their families. There may be several levels of TRICARE available based on the unit location.
TRM	Transition & Relocation Manager: Member of the Work-Life staff who assists with relocation issues and/or issues for members leaving the service. The TRM also administers the Spouse Employment Assistance Program.
TSC	TRICARE Service Center: Customer service office for Tricare.
TSP	Thrift Saving Plan: A retirement plan that members may elect to participate in.
UCCI	United Concordia Companies, Inc. The contractor who currently provides optional dental insurance for military family members.
UCMJ	Uniform Code of Military Justice: The penal code of the military which applies to all service members regardless of rank or branch of service.
VA	Department of Veteran's Affairs. A federal agency that is offers various benefits to honorably separated/retired military personnel. Some of the benefits include a home loan guarantee, disability compensation and medical care.
VGLI	Veteran's Group Life Insurance. A renewable 5 year term policy that is offered to separating and retiring members to replace the SGLI benefits they lose.
XO	Executive Officer: An officer who is second in command of a ship or unit.
XPO	Executive Petty Officer: An enlisted member who is second in command of a ship or unit.

Checklist for New Spouses

As you first begin your journey as a Coast Guard spouse, there are a number of administrative items that need to be taken care of fairly quickly. These are things you need to complete to take advantage of your benefits and entitlements. More information on each of these items is contained in the pages that follow.

- Obtain a military ID card
- Enroll in the Defense Enrollment Eligibility Reporting System (DEERS). This is done when you get your ID card and is used to track your eligibility for military benefits. Each time you move you will need to ensure that DEERS is updated with your correct address.
- Select your medical insurance plan and complete enrollment if necessary
- If you choose to participate, enroll in the dental insurance plan
- If the member has life insurance (SGLI) enroll the family members in FSGLI
- Remind the AD Member to make any necessary changes to their TSP and SGLI beneficiary forms.

Some other information you will want to obtain for your duty station:

Unit Ombudsman _____

Work Life Office _____

Health Benefits Advisor _____

Housing Representative _____

TriCare Service Center _____

Benefits and Entitlements

Military Identification Card (ID Cards):

Who is eligible for a military ID card?

Spouse (and former spouse in certain circumstances)

Un-remarried widow or widower

Children between 10 and 21 (including adopted children or stepchildren)

Children under 10, if they are not living with a family member who is eligible for an ID card, or under other special circumstances

Unmarried children between 21 and 23 who are attending college full-time

Unmarried children over 21 who are incapable of self support due to a physical or mental incapacity which existed prior to their 21st birthday or between their 21st and 23rd birthday while a legal dependant as a full time student.

This must be established in DEERS and they must be dependent upon the active duty member for more than ½ of their financial support.

Parents or In-Laws who are dependent upon the active duty member for more than ½ of their financial support (an ID card does not entitle them to TRICARE).

Why do I need an ID Card?

Most military benefits for members and dependents such as exchange stores, commissaries, recreation facilities, theaters and medical care facilities require a valid military ID card. You may also need to show your military ID to gain access to military bases and facilities.

How do I get an ID Card?

You will need to go to the closest ID card issuing facility with your sponsor (the active duty or reserve member). This facility may be the local base, the group offices, the Integrated Support Command (ISC) or another service's military base. If your sponsor cannot accompany you he/she will need to make arrangements to obtain all of the information necessary so you can take it with you to the ID card facility. You can find the nearest ID card office by checking at: www.dmdc.osd.mil/RSL/owa/home

You need to provide documentation that you are eligible for a military ID card so be sure to have the appropriate document(s) with you:

Marriage Certificate (clear photocopy is fine)

Birth Certificates for all children (clear photocopies are fine)

As required, certified copies of:

Court order of adoption

Court order establishing paternity for illegitimate children

Death certificates

Divorce decrees

Statement from a licensed medical physician or medical officer indicating physical handicaps or mental handicaps and period of incapacity for dependant children over 21 years who are incapacitated

Certificate of full time enrollment from the school registrar for dependant children between 21 and 23

(To get a certified copy of a document you will need to write to the state in which the event took place. For official public records such as adoption orders, paternity order and divorce decrees you will need to contact the courthouse in the county where the event took place.)

Reserve Families

You will be issued a Reserve dependent ID card which is red in color. This card does not authorize eligibility for medical benefits nor commissary privileges. If your reserve sponsor is activated for more than 30 days there are steps that will need to be taken for you to receive medical benefits.

Military Pay:

Active duty members are paid twice a month. Paydays are the 1st and 15th of each month. If payday falls on a weekend the money is usually deposited on Friday. The exception to this may be the October 1st paycheck which is the start of a new fiscal year. Always check to be sure the pay has been deposited to your account and find out the exact amount that was deposited before you write checks, withdraw money, etc.

There are many categories of pay and this can become complicated. Some are taxable and others are not. Not all situations can be covered here so if there are questions the Active Duty Member needs to speak with his/her servicing Yeoman (YN) or SPO. The SPO is unable to speak with a spouse concerning pay or other items not considered public information.

Base Pay – The amount of base pay is determined by the length of time the member has been in the service and their pay grade. All active duty personnel receive basic pay.

Basic Allowance for Subsistence (BAS) – A non-taxable allowance for food given to all service members when food is not provided. When food is available at the unit the member may receive a partial subsistence allowance.

Basic Allowance for Housing (BAH) – A non-taxable allowance for housing that is given when quarters are not provided. Members in the lease program should not be receiving BAH. If government owned quarters are available members usually are not eligible to receive BAH. BAH is based on the member's duty station, NOT where the dependents reside. (There are exceptions to how BAH is paid for members assigned to arduous duty stations or critical housing areas.)

Reserve members, with dependents, called or ordered to Active Duty for 31 or more consecutive days or in support of a contingency operation of any length are entitled to the same rate of BAH paid to Active Duty members of the same pay grade.

Reserve members called to Active Duty for 30 days or less receive an allowance referred to as BAH Type II.

Other Pay Types:

Cost of Living Allowance (COLA): Allowance paid in high cost of living areas.

Family Separation Allowance: Allowance paid during extended periods of family separation. The member must be gone **over 30 consecutive days** before the allowance is payable. It is pro-rated on a daily basis.

Overseas Housing Allowance: Allowances paid to help with the higher cost of living in foreign countries.

Aviation Career Incentive Pay: May be paid to aeronautical rated officers.

Hazardous Duty Incentive Pay: Pay for certain hazardous duty assignments including flight or flight deck duty, exposure to certain toxins, diving, flight pay or other special situations.

Career Sea Pay: Pay is based on the total number of years of sea duty and the type of vessel the member is assigned to. It is paid to members E1 to O6 while serving on sea duty.

Career Sea Pay Premium: An additional pay for certain members who are on sea duty for more than **36 consecutive months**. It begins on the 37th consecutive month and continues for each consecutive month of sea duty thereafter.

Hostile Fire/Imminent Danger Pay: Pay for service members serving within an officially declared hostile fire/imminent danger zone.

Clothing Maintenance Allowance: Money paid to enlisted members for the maintenance and replacement of uniform items. Rates are announced annually. For more information the member should contract their SPO.

Military Pay Withholdings:

Federal Income Tax: Service members pay Federal Income Tax on their basic pay and on other special and incentive pays. Generally allowances (BAH & BAS) are tax-exempt.

State Income Tax: Service members have taxes withheld for their state of legal residence (if their home state has income tax) regardless of where they are stationed. Non-military income is taxable in the state in which it is earned.

Social Security Tax: Only basic pay is taxable for Social Security purposes. The service automatically withholds the appropriate amount from each paycheck.

Medicare Tax: Only basic pay is taxable for Medicare.

Military Indebtedness: If you have been overpaid by the military they will seek repayment of the debt. Overpayments can occur in many situations but are most common when dealing with BAH changes, after PCS moves and after the member travels for school or training.

Allotments:

To help service members take care of their financial responsibilities, the Coast Guard allows members to make allotments. Allotments are portions of pay specifically set aside to be sent to

specific places to pay debt, specific financial institutions for the purpose of savings/investments or specific people for family support. There are specific requirements for setting up an allotment that must be followed. The SPO can offer advice and assistance on setting up an allotment. Some examples of allotment use are: to pay for dental insurance, life insurance, purchase savings bonds, to make car payments, to direct money into savings accounts, etc. Most allotments can be started or managed online by the Active Duty member using the Direct Access system.

Leave & Earning Statement (LES)

Each month the member receives a Leave and Earnings Statement (LES). These statements can be viewed online in Direct Access under the “Self Service” tab. (There is also a sample of an LES in the appendix of this book.) The LES contains important information concerning pay and deductions taken from pay. It is the member’s responsibility to review the LES monthly for accuracy.

MEDICAL CARE

1. In order to verify eligibility for medical care dependents must be enrolled in the Defense Eligibility Enrollment Reporting System (DEERS). This is normally done when you obtain or renew your ID cards or present a birth certificate for newborns. If you change your address, DEERS must be updated. It is the sponsor's responsibility to ensure that all eligible family members are enrolled. **Newborns must be enrolled in DEERS within 60 days after birth.**
2. Military Hospitals/Clinics: A military treatment facility (MTF) can be a military hospital, clinic or other military medical facility. A MTF may be located on a military installation or in the civilian community.
3. Every unit has someone designated as their Health Benefits Advisor (HBA). Check with your local HS or YN to see who the HBA is for your unit. Your HBA can assist you with any questions about TRICARE or on obtaining medical care. Your HBA can provide you with valuable advice and assistance. For many units the HBA is a part-time job so you may call the Coast Guard HBA line at 1-800-9HBA-HBA for assistance.

If someone in your family must use a MTF to receive specific medical care and the MTF is located away from home check to see if there is a "Fisher House" at that location. Fisher House is a national nonprofit organization that provides temporary lodging near military medical centers for active duty and retired family members. Currently there are 27 Fisher Houses located at 16 different military installations. For locations and more information you can find them online at <http://www.fisherhouse.org>

TRICARE:

TRICARE is the medical insurance for military families and retirees. TRICARE offers three different types of coverage: TRICARE Prime, TRICARE Standard and TRICARE Extra. For TRICARE purposes the country is divided up into 3 regions each served by a contract insurance provider. (TRICARE website: www.TRICARE.mil/)

Tricare North	Health Net	1-877-874-2273	https://www.hnfs.net/common/home/
Tricare South	Humana Military	1-800-444-5445	www.humana-military.com/south/home.htm
Tricare West	TriWest	1-888-874-9378	https://www.triwest.com/triwest/default.html

TRICARE Prime: This is similar to a Health Maintenance Organization (HMO). Your Primary Care Manager (PCM) will guide all of your health care. You will have the opportunity to select your Primary Care Manager when you enroll in TRICARE Prime. Your Primary Care Manager can be a family physician, pediatrician or other medical professional, it may be a medical team/group or it could be the closest Military Treatment Facility. You will need a referral from your PCM to receive care not provided by him/her.

When you enroll in TRICARE Prime you must do so for a period of at least 12 months, at the end of that time you may continue your enrollment or leave Prime and seek care under Standard or Extra. For active duty families there is no enrollment fee but there is paperwork you must complete. There is NO annual deductible to meet. You will pay a co-pay each time you have a prescription filled. Your TRICARE Prime benefits booklet will provide information on covered care, co-pay amounts and how often certain procedures (like eye exams) can be performed.

Remember, to use this option you must enroll.

Point of Service Option under TRICARE Prime: This option allows you to receive non-emergency TRICARE covered services from any TRICARE authorized provider without a referral from your primary care physician. Using this option is more costly to you.

When using this option you are subject to an annual deductible, currently \$600 per family, plus 50% of the TRICARE allowable charges, after the annual deductible is met. You are also responsible for up to 15% above the allowable charges.

Point of Service Cost Sharing also applies when you do not receive the proper authorization for care from the primary care manager and health care finder even if a Prime provider is used.

NOTE: When you are enrolled in TRICARE Prime and PCSing **DO NOT** dis-enroll from Prime. After you have arrived at your new duty station and talked with your new HBA you can complete a change of enrollment form. If you dis-enroll prior to your PCS you are no longer covered by Prime and will be on TRICARE Standard. This would subject you to the annual deductible and cost shares for care. If you remain on Prime and need to see a physician during your PCS for urgent care you must contact your PCM and receive a referral for care. Emergency care is always covered and there is no need for a referral for emergency care.

TRICARE Prime Remote: To qualify for TRICARE Prime Remote (TPR) you must reside with a member, under full-time orders with a permanent duty assignment, who **live and work** more than 50 miles or one hour's drive time from a military treatment facility. If you are living separate from your sponsor you do not qualify for TPR.

Reserve families are eligible for TPR when they meet the above requirements and the sponsor is called to active duty for more than 30 days.

To take advantage of the TPR benefits you must enroll. Enrollment forms must be submitted by the 20th of the current month for coverage to begin on the first day of the next month. Enrollment forms are available from any TRICARE Service Center or they may be downloaded from <http://www.tricare.osd.mil/tpr/forms.cfm>.

To obtain care under TPR enrollees, must select or be assigned a local primary care manager (PCM). PCMs provide preventive services, care for routine illnesses or injuries, and manage referrals to specialists or hospitals if needed. If more than one network primary care provider is available, beneficiaries may choose the provider they prefer. If no network primary care providers are available, beneficiaries may use any TRICARE-authorized provider for primary care.

If your PCM determines specialty care is needed, that care must be coordinated through the regional health care finder (HCF). Network PCMs will coordinate specialty care directly with the

regional HCF. However, beneficiaries who do not have a network PCM will need to coordinate their own specialty care with the regional HCF.

TRICARE Standard: This is likely the most expensive way to receive treatment; however you are not restricted to a specific network of civilian healthcare providers. There is no enrollment fee and you are not required to enroll to use TRICARE Standard. **There is an annual deductible that must be met before TRICARE Standard will begin to cover services.** This amount varies by your sponsor's rank. Once you have met the deductible then a percentage of the allowable fees for services are covered. The percentage covered is based on the amount that TRICARE ALLOWS for that service, this is not necessarily what your healthcare provider charges (they may charge more). Any prescription filled at a pharmacy NOT in the TRICARE network is also subject to the yearly deductible and cost share amounts.

Preauthorization Requirements – Standard beneficiaries may need to seek an authorization from the TRICARE Regional Contractor in your area for items such as home health care, outpatient behavioral healthcare beyond the 8th visit, durable medical equipment, adjunctive dental, speech therapy and transplants. Each regional contractor has a list of services which require pre-authorization. It is always best to call your TRICARE regional contractor before obtaining anything beyond routine care or procedures.

TRICARE Extra: This plan is similar to TRICARE Standard, but if treatment is provided by an approved Preferred Provider Organization (PPO) the patient's out of pocket expenses are reduced. When you choose TRICARE Extra the government will pay a larger share of the cost. There is an annual deductible, just like TRICARE Standard but there is no annual enrollment fee and you are not required to enroll. You simply select a doctor from the network list and make an appointment. Your local HBA or TRICARE Representative will be able to provide you with a network list for your area. You may switch between Extra and Standard simply by your choice of providers.

TRICARE Reserve Select (TRS)

TRS is a premium-based TRICARE health plan that is available for purchase by qualified members of the Selected Reserve (SelRes). The premiums are paid in advance and there are no options for annual or quarterly billing. Premiums are based on the Reserve member's duty status. Additional information can be found at www.tricare.mil/reserve/reserveselect/ The same cost sharing, deductibles and catastrophic caps that apply to active duty members are applicable.

If you continue to use other health insurance TRICARE will become the secondary payer on claims. If your other health insurance offers a prescription program you are ineligible to use the TRICARE Mail Order Pharmacy. For specific instructions on how to file pharmacy claims with another health insurance you may call 1-866-363-8779.

Questions about TRICARE:

What if I do live near a Military Treatment Facility, can I use it?

Care at a military treatment facility is, by law, based on a priority for care. The MTF will base care on the following criteria:

1. Active duty military personnel

2. Active duty family members enrolled in TRICARE Prime when the MTF is being used as the Primary Care Manager.*
3. Retirees, surviving spouses and family members enrolled in TRICARE Prime.
4. Active duty family members not enrolled in TRICARE Prime.**
5. Retirees, surviving spouses and family members not enrolled in TRICARE Prime.

* If you choose a civilian Primary Care Manager then you must receive a referral to the MTF for any specialty and inpatient care and are unable to use the MTF for routine care.

**All eligible dependants who are not enrolled in TRICARE Prime will be seen at military treatment facilities on a space available basis.

What are the access of care standards?

Access of care standards only apply to those on TRICARE Prime. Prime enrollees are guaranteed appointments within the following times:

Urgent Care	24 Hours
Routine Care	1 Week
Specialty Care	28 Days

What about maternity care?

TRICARE helps pay for maternity care during pregnancy, delivery of the baby, and up to six weeks after the baby is born. **However, if TRICARE eligibility ends during the pregnancy there are is no entitlement for any remaining maternity care.**

Midwives who are not registered nurses are not authorized TRICARE providers. For additional information or to check the status of a midwife contact your TRICARE Regional Contractor.

What do we need to do to enroll our newborn?

A newborn infant is covered as a TRICARE Prime beneficiary in DEERS for the first 60 days after birth—as long as one additional family member is enrolled in TRICARE Prime or TRICARE Prime Remote. After the initial 60 days, any claim submitted for a newborn will process as TRICARE Standard until the infant is enrolled in DEERS and TRICARE Prime, or the infant's TRICARE Standard eligibility ends. Eligibility for TRICARE Standard benefits ends 365 days after birth for any newborn infant who is not enrolled in DEERS.

To enroll the newborn in DEERS you will need to go to the nearest ID Card issuing office with a Certificate of Life Birth and the infant’s social security number. It is always best to call the ID Card office first to obtain operating hours, etc.

Where can I get prescriptions filled?

You can use a military treatment facility (MTF), a network pharmacy, a non-network pharmacy or the National Mail Order Pharmacy. To save money the National Mail Order Pharmacy, MTF or Network Pharmacy should be used. There are no co-pays for prescriptions filled at a MTF however prescriptions filled at local pharmacies do have co-pays.

What is the TRICARE Mail Order Pharmacy?:

The mail order pharmacy is available for use by all active duty families and retirees world wide **unless you are covered by another health insurance program.** You can receive convenient, free delivery of your prescriptions directly to your home. You are entitled to receive up to a 90-day supply of non-narcotic medications or up to a 30-day supply of narcotic medications. This service does require a co-pay for each prescription. Currently the co-pay is \$3.00 per generic prescription, \$9.00 per name brand prescription and drugs contained on the specialty formulary have a \$22.00 co-pay. These co-pays are for up to a 90-day supply vice the 30-day supply given at the network pharmacies. For more information you can call: 1-866-363-8667 or visit the website at: <http://www.express-scripts.com>

Is there any type of HOSPICE care?

TRICARE Standard now covers the cost of hospice care for terminally ill patients who are expected to live less than 6 months if the illness runs its normal course. There are no limits on custodial care and personal comfort items under hospice care rules, as there are with other types of care. Also, there are fewer restrictions than in other types of TRICARE Standard covered care. TRICARE Standard pays the full cost of covered hospice service, except for small cost-share amounts which may be collected by the hospice for things like drugs and inpatient respite care. Check with your HBA or TRICARE Contractor for details.

What is the TRICARE program for persons with disabilities?

The Extended Care Health Option (ECHO) program provides financial assistance to beneficiaries who qualify with specific mental or physical disabilities. This program offers integrated services and supplies beyond the TRICARE coverage you are currently using. To be eligible for ECHO services the dependent MUST BE enrolled in the Special Needs program through the Coast Guard Work Life office.

ECHO benefits may include:

- Medical and rehabilitative services
- Training to use assistive technology devices
- Special education
- Institutional care when a residential environment is required
- Transportation under certain circumstances
- Assistive services, such as those from a qualified interpreter or translator, for beneficiaries whose visual or hearing impairment qualifies them for ECHO benefits
- Durable equipment, including adaptation and maintenance
- Expanded in-home medical services through TRICARE ECHO Home Health Care (EHHC)
- In-home respite care services
 - ECHO Respite care—16 hours per month when receiving other authorized ECHO benefits
 - ECHO Home Health Care Respite care—up to 40 hours per week (eight hours per day, five days per week) if homebound
 - (Only one of the above respite care benefits can be used in a calendar month; both respite care benefits cannot be received in the same calendar month.)

TRICARE Prime enrollees receiving services through TRICARE ECHO must comply with all requirements of TRICARE Prime, such as using the primary care manager (PCM) for primary care and obtaining referrals for specialty care.

If you or your healthcare provider believe that you or another member of your family have a condition that may qualify for services under TRICARE ECHO, you and your sponsor should first talk to a TRICARE regional case manager to determine your eligibility for benefits under TRICARE ECHO. (Regional Case Managers can be located at:

Tricare North	Health Net	1-877-874-2273	https://www.hnfs.net/common/home/
Tricare South	Humana Military	1-800-444-5445	www.humana-military.com/south/home.htm
Tricare West	TriWest	1-888-874-9378	https://www.triwest.com/triwest/default.html

If you accompany your sponsor to a new duty location, new ECHO benefit authorizations must be obtained before receiving ECHO services in your new location.

What is the TRICARE Catastrophic Cap?

When an active duty family’s allowable out of pocket costs for TRICARE reach \$1,000 in the program year the family will not pay any more out of pocket costs for allowed care. Point of Service care does not count toward the annual catastrophic cap. (Retirees’ have a \$3,000 annual catastrophic cap.)

What is TRICARE Supplemental Insurance?

If you are using TRICARE Standard or Extra for your healthcare you may want to consider supplemental insurance coverage. TRICARE supplements are offered by a variety of military organizations. Your HBA should be able to provide you with a list of available plans. Prices and coverage do vary from policy to policy so shop around. Some questions you may want to ask are:

1. Must I meet my deductible before the supplement begins to pay?
2. Is there a maximum limit on the supplement benefits?
3. Is the maximum limit, a lifetime limit or an annual limit?
4. Is there a pre-existing conditions clause in the policy?
5. Is there a waiting period before the policy will cover pre-existing conditions?
6. Will the policy cover amounts beyond what TRICARE allows?
7. Does the policy cover services that aren’t covered by TRICARE?
8. Does the policy specifically exclude certain conditions?
9. Are any type of approvals necessary before I receive care?
10. Will the policy pay the TRICARE deductible amounts?
11. How can I pay for the policy? Monthly? Quarterly? Yearly?
12. Can policy premiums increase? Under what conditions can they increase?
13. Is the policy premiums based on military status or an age scale?
14. What are the membership fees to join the sponsoring organization?
15. Does the policy charge higher premiums for smokers?

Federal Publishing provides one source for comparison of available supplemental plans at www.federalpublishing.com

What is the 115% rule?

This applies to doctors or other healthcare providers who do not participate in TRICARE. These providers will bill you for their normal charges. The law says that the bill may be up to 115% of the amount TRICARE Standard allows. TRICARE will reimburse you its share of the allowable charges. That means you are responsible for the cost share and any difference between the allowable amount and the actual bill up to the legal billing limit. You must make arrangements with the provider on how you will pay the bill.

For example: If you had a routine office visit and TRICARE allows \$100 then the provider may charge you up to \$115. TRICARE will reimburse you 80% or \$80. Your cost share is 20% so you pay \$20 plus the \$15 that was over the allowed amount so your total out of pocket cost would be \$35.

Can dependent parents be covered under TRICARE?

Unfortunately no. Even though you have gone through the process to make them a legal dependent they are not eligible for TRICARE coverage or services. For advice or more information contact the HBA. You may have other options if you live near a MTF or an area with USFHP.

Uniformed Services Family Health Plan (USFHP):

If you live in one of the following areas: Massachusetts, Rhode Island, Southeast Texas, Southwest Louisiana, Maryland, Washington DC, Maine, Southern New Hampshire, Puget Sound area of Washington state, New York, New Jersey or Eastern Pennsylvania you may have an additional healthcare option. It is called the Uniformed Services Family Health Plan (USFHP).

USFHP is a comprehensive package of major medical healthcare plus the advantages of preventive care. It is very similar to TRICARE Prime. Enrollment is easy if you live in the service area of the program. All you do is complete the paperwork and submit it to the USFHP program of your choice. There is no enrollment fee, no annual deductible and like Prime you must enroll for a minimum of 12 months (unless you move out of the area). For additional information you can visit their website at www.usfhp.org

Coordination Of Healthcare Benefits:

What if I have healthcare through my civilian job?

If your family is covered by a civilian medical plan, by law, that plan must pay whatever it covers BEFORE TRICARE will pay anything. When TRICARE is combined with a private plan, the combined coverage may be 100% of your medical costs but remember that TRICARE will only pay for medically necessary care that it would normally have covered. Even if a private plan pays

for care that TRICARE does not cover, TRICARE will not pay the remaining cost for care. TRICARE will also not pay more than the amount they would have normally allowed.

DENTAL CARE

Active duty members are provided no cost dental care through the local MTF or a civilian dental contract. While eligible family members MAY be able to get dental care at a MTF, space is generally not available and family members must use civilian providers for their dental care. Payment for civilian dental care is the responsibility of the patient.

There is a dental insurance plan offered that active duty members may enroll their dependents in. Currently the plan is offered through United Concordia.

Reserve dependents are also eligible for dental coverage.

Who can be covered under the dental plan?

- Spouses of active duty members
- Unmarried children who are less than 21 (unless incapacitated)
- Unmarried full-time students up to age 23

How do I enroll?

To enroll you will need to contact United Concordia, 1-800-866-8499 or www.ucci.com, to complete the enrollment forms. Once enrollment has taken place the AD member may set up an allotment to cover dental premiums. The monthly premium is based on the number of family members but is relatively low cost.

Reserve dependents premiums will be based on the status of the sponsor as well as how many family members are being covered under the plan.

There are special rules and limits on certain care and some care is not covered at all. Coverage usually takes place the month following enrollment but it is best to verify coverage before seeking dental services.

What does it pay for?

The plan pays for diagnostic services and preventive services such as exams, cleanings, etc. For covered services the patient is responsible for between 20% and 80% of the costs depending on the service provided. The plans does not cover all dental care or services and the patient must pay the full bill for any care or services that are not covered.

A new feature is the Online Access to Dental Benefits. To use this go to the Concordia web site at www.ucci.com. You will have to register to use this feature but it allows you to see what services are covered along with other information about your specific coverage.

Orthodontic treatment is limited to those dependents under the age of 23. Spouses over the age of 23 do not receive orthodontic treatment under this plan.

How do I know what I will have to pay?

You may get a pre-determination prior to having any services performed. The dentist will contact United Concordia and provide a treatment plan. United Concordia will then review the plan and provide a break down of the amounts they will cover and your cost share.

Where do I get care?

The insurance carrier has agreements with local dentists to provide the required services. Under these agreements, the dentist agrees to accept the plan's allowable charges for covered services, plus your cost share as their full fee. In most cases they will even file the claims for you.

You can obtain a list of participating dentists from the United Concordia website (www.ucci.com) or by calling them at 1-800-866-8499. Before scheduling your care check with the dentist to be sure they are still participating in the United Concordia TRICARE Dental Plan. Also ask for the Family Member Dental Plan Brochure so you can see which services are covered.

This dental coverage does have a yearly maximum benefit limit of \$1200 per enrollee per contract year (Feb 1 – Jan 31). There is a \$1500 maximum lifetime orthodontics benefit per enrollee.

Are you starting to get confused with all of the healthcare information? Here are a few tips:

- ❑ The Health Benefits Advisor (HBA) for your unit can answer your questions.
- ❑ If your local HBA is unavailable you can call 1-800-9HBA-HBA.
- ❑ Get a copy of the TRICARE Handbook from the HBA.
- ❑ Learn what procedures you need to follow for emergency care.
- ❑ If you live close to a MTF and wish to use civilian healthcare, see if you need a non-availability statement and for which procedures you need it (it may not be all services).
- ❑ If you are on TRICARE Standard it is to your benefit to use providers who accept "TRICARE Assignment" (This means they agree to accept the amount TRICARE pays them.)
- ❑ Make sure you are properly enrolled in DEERS and have a valid **(unexpired)** military ID card before obtaining any healthcare services.
- ❑ A claim must be filed before TRICARE can pay its portion of the bill so be sure either you, or the healthcare provider, submit the claim.
- ❑ If you have billing problems contact the HBA or TRICARE Service Center for assistance.
- ❑ The TRICARE Website is a good place to look for answers – <http://www.TRICARE.osd.mil>

LIFE INSURANCE

SGLI – Service Member’s Group Life Insurance. This is a term life insurance policy offered to members of the Armed Forces. Most members take advantage of it when they are in recruit training but some do decline the insurance. The maximum amount of coverage is \$400,000 but can be less. It is sold in \$10,000 increments. The member can cancel the life insurance at any time. When a member leaves the service they are covered by SGLI for 120 days. During the 120-day period a member may choose to convert their SGLI to Veterans Group Life Insurance (VGLI) and they will receive paperwork, in the mail, to do this.

It is VERY important that the member keep the beneficiary for this policy current. Whoever is listed as the beneficiary on the policy receives the proceeds from this policy. It is not distributed under probate laws and the payout cannot be appealed nor protested.

Reserve members assigned to a unit or position in which active duty or active duty for training may be required, and who are scheduled to perform at least 12 drills yearly, are entitled to SGLI coverage.

SGLI Family Coverage – This is term life insurance for the spouse and child dependents of a member covered by SGLI. All dependent children under the age of 18 (23 if a full time student) are automatically covered for \$10,000. There is no fee for child coverage and it cannot be cancelled. Coverage for the spouse can be up to \$100,000 but cannot exceed the total SGLI the sponsor holds. Premiums are based on the age of the spouse and the amount of coverage. For example a spouse who has \$100,000 and is under age 34 would pay premiums of \$6.00 per month. The same coverage for a spouse 40-44 will cost \$10.00 per month. The member’s Leave and Earning Statement (LES) will reflect “SGLI/Family” if the family is being covered.

More information is available at www.va.gov Family SGLI cannot be converted to VGLI. However, it can be converted to commercial life insurance. The sponsor, in writing, can terminate spouse coverage at any time. The coverage will automatically end if the member’s SGLI terminates, if the sponsor dies or in the case of a divorce.

LONG TERM CARE INSURANCE

The Federal Long Term Care Insurance Program offers a choice of plans to cover the costs of care at home, in an adult day care facility, in an assisted living facility or in a nursing home. The coverage is available for members and spouses. It is also available for parents, parent-in-laws and stepparents of active duty uniformed service members. The premiums are based on the age of the individual being insured and the options selected. For more information please visit www.ltcfeds.com or call 1-800-582-3337.

COMMISSARY AND EXCHANGE PRIVILEGES:

Commissaries and exchanges are not available at every Coast Guard location. However, you are not limited to only what the Coast Guard provides. You may shop at any service's commissary and/or exchange.

What is the commissary?

It is a non-profit grocery store that offers the same name brand products as those found in most grocery stores. Shopping at the commissary can save you money. The products sold at the commissary are sold at 5% over cost. The 5% surcharge is required by law and is used to pay the operating costs for that facility.

Who can shop at the commissary?

The sponsor and all eligible dependants are authorized to purchase items for personal use. You may not buy anything for people who are not authorized to use the commissary system. Most commissaries will require you to show your military ID card before making your purchase.

Then what is the exchange?

The exchange is like a large on-base department store. The selection of goods carried will vary among exchanges but most carry clothing, uniforms and accessories, jewelry, electronics and other small household goods. Some even carry furniture. You can also utilize the exchange catalog system. A catalog of merchandise that you place orders from just like any other store catalog. Other exchange benefits include layaways, special orders and check cashing privileges.

What are base Thrift Stores?

Some bases have Thrift Stores. The Thrift store is a place where families can sell belongings they no longer need or buy items they want. These shops can be a great source for uniforms or uniform pieces. The original owners of the merchandise receive the profits from the sale minus a percentage. The percentage is used to support the shop and whatever programs the shop benefits. Many thrift shops are operated by the local spouses' club. Be sure to check for operating times since most shops are not open on a regular schedule.

EDUCATIONAL BENEFITS

Unfortunately there is no tuition assistance available for Coast Guard dependents. There are numerous scholarships available and two web sites to search are www.fastweb.com and www.collegeanswer.com. You may also check www.uscg.mil/hq/g-w/g-wt/g-wt/career/finaid.htm.

Distance learning, CLEP exams and DANTES programs are all available to dependents. CLEP exams are administered free to spouses at Coast Guard installations and can earn you up to 30 credits in your general subject areas. If you do not take your exams at a Coast Guard facility there is an examination fee. Exams are available for both upper and lower level college classes. For more information contact the Career Development Advisor (CDA) at your local ISC or the unit Educational Services Officer (ESO).

DANTES is the Defense Activity for Non-Traditional Educational Support. This program offers a variety of achievement, aptitude and entrance exams at little or no cost. You also have the ability to take college courses through independent study. It is estimated that by using DANTES testing you save about \$300 and 60 clock hours for each 3 hours of credit you earn. Your CDA can provide a list of the college courses currently available through DANTES.

CLEP exams are usually administered by the CDA or ESO. The CDA can provide you with a list of general and specific CLEP exams. General CLEP exams allow you to receive up to six college credits in the areas of English, Mathematics, Humanities, Social Sciences and Natural Science. So if you are interested in how to earn 30 credits without even setting foot on a college campus talk with your local CDA. Spouses are eligible to take CLEP exams for free at Coast Guard facilities.

Active Duty members and Reservists have several education programs available to them, including tuition assistance, education grants, correspondence courses, online classes as well as CLEP and DANTES. Members should speak with their CDA or ESO for additional information. More information is also available from the Coast Guard Institute at: <http://www.uscg.mil/hq/cgi/>

WORK LIFE STAFFS AND SERVICES

1-800-872-4957	Extension
Headquarters Work Life	
ISC Boston	301
ISC St. Louis	302
ISC Portsmouth	305
ISC Miami	307
ISC New Orleans	308
ISC Cleveland	309
ISC San Pedro	311
ISC Seattle	313
ISC Honolulu	314
ISC Ketchikan	317
ISC Alameda	252
ISC Kodiak	563
HQ Support Command – Washington DC	932
HQ Support Command – Cape May (Limited Staff)	629

The purpose of the ongoing Work Life initiative is to strike a reasonable balance between the needs of the Coast Guard and the needs of the members and their families.

The Coast Guard recognizes that Work Life issues are critical to individual and organizational achievement. They affect the Coast Guard's mission performance and are certain to impact the future. Work-Life balance enhances diversity, recruitment, retention and most importantly, the job performance of the Coast Guard's workforce.

Achieving the Work-Life balance combines the formal structure of Work-Life staffs with an entire network of providers.

Unfortunately, due to budget cuts, not all Work Life Offices are fully staffed to allow each individual to specialize in one area. In areas where there are smaller staffs, the staff along with other command elements, shall provide the same functions but may have different people handling multiple roles. Check with your local Work Life office as services may vary. Let's meet the members of the Work Life staff:

Work Life Supervisor: He/she is the primary representative for all Work Life initiatives within the designated Area Of Responsibility (AOR). The supervisor works closely with all staff members to meet the needs of the programs provided by Work Life.

Transition & Relocation Manager(TRM): The TRM facilitates access to a full range of relocation services, information and assistance. The TRM is also responsible for coordinating transition/retirement seminars. In addition, the TRM administers the Spouse Employment Assistance Program (SEAP) and sponsorship training. The TRM is the “go to” person for anything concerning relocation, career assessments, retirement or transition from the Coast Guard. The following are just some of the services offered by the TRM:

- Relocation Information and resources
- Sponsorship training and information
- Spouse employment assistance
- Assistance with Federal Employment Searches and applications
- Workshops on resumes, interviewing skills and employment skills assessments

- Resources or information on entitlements during relocation
- Information and presentations of Mid-Career Seminars (COSE)
- Referrals to Transition/Retirement Seminars

Health Promotions Manager (HPM): The HPM educates and encourages the improvement of health and well being through the voluntary adoption of a healthy life style. The major elements of this program are nutrition, weight control, physical fitness, tobacco cessation, prevention of alcohol and substance abuse, stress management and education aimed at the reduction of injury and disease. HPMs offer a variety of services including:

- Distribution of educational and promotional materials on wellness
- Maintains a library of publications and videotapes on all elements of Wellness
- Designs and administers a wellness program for the AOR
- Provides referrals for workshops, assessments, health fairs, seminars
- Provides education and training in health related topics including smoking cessation and personal fitness
- Provides cholesterol screenings, fitness assessments, health risk appraisals, nutrition assessments, and weight management training and assistance.
- Provides information and training on stress management and stress mapping.

Employee Assistance Program Coordinator(EAPC): The EAPC is the point of contact for all employee assistance issues within the AOR. The EAPC ensures that the EAP contract allows services to be provided to all Coast Guard personnel and their families. Some of the EAPC responsibilities are:

- EAP awareness training
- Promotion of the EAP program
- Distributes EAP literature
- Maintains a database of life skill resources within the AOR
- Maintains a lending library of employee assistance videotapes and literature
- Suicide awareness and prevention training
- Work Place Violence awareness and prevention training

Family Advocacy Specialist (FAS): The FAS has a primary function of reduction and prevention of family violence within the Coast Guard. Some of the services that are provided by the FAS are:

- Professional intervention in family violence related matters
- Case management of family violence incidents
- Training on identification, prevention and reporting family violence

Family Resource Specialist (FRS): The FRS is available to provide information and referral services regarding dependent care options, this includes both child and elder care, and the Special Needs Program. The FRS offers a wide range of services including:

- Maintaining a resource file of dependent care providers within the AOR
- Case management of persons involved in the Special Needs Program
- Certification of child care providers in C.G. owned or leased quarters
- Answering questions regarding the reimbursement of adoption expenses.
- Providing information to persons seeking resources or assistance for the adoption of a child
- Providing information on scholarships available to C.G. family members.

Ombudsman Coordinator: This person is the point of contact for the ombudsman within the AOR. They provide timely information and updates to the ombudsman, schedule and carry out annual training and have a vast wealth of information available to assist the ombudsman at the local unit.

Work Life Support Services and Programs:

Employee Assistance Program (EAP) – The Coast Guard has contracted with Federal Occupational Health to provide a 24 hour, 7 day a week, free, confidential counseling service for members and their families. The Employee Assistance Program can be reached by calling **1-800-222-0364** . **You do not need a referral and are not required to inform anyone before calling.**

EAP is confidential within the limits of the law and totally voluntary. Some of the most common concerns EAP assists with are:

- Emotional Problems
- Relationships
- Family Issues
- Alcohol/Drug Use
- Financial Problems

You will receive 1 to 6 counseling sessions for each issue and there is NO charge for EAP services. EAP services are available for Active Duty members and their dependents, Reservists called to Active Duty and their dependents as well as Coast Guard civilian employees. EAP services are NOT available to retirees or their dependents.

Financial Training and Counseling - Members and their families can receive services to help with personal financial management. Training or individual counseling can cover a variety of needs ranging from debt management and investment options to helping children understand finances. Referrals are also made to local Consumer Credit Counseling for assessments, counseling and training. Many areas now have Command Financial Specialists (CFS) who can assist with spend plans (budgets) and other basic financial information. If you need additional information you can contact your unit CFS or the Work Life Office.

Adoption Reimbursement Program - Any member who finalizes an adoption is eligible to apply for reimbursement of expenses. The amount of the reimbursement payable is \$2,000 per child with a maximum of \$5,000 in any calendar year. All money paid under the program is taxable. Benefits under this program are only payable after the adoption is final. The application for reimbursement must be made within 365 days of the date the adoption became final. The active duty member must meet certain criteria set forth in COMDTINST 1754.9A to be eligible.

Qualifying adoption expenses must be reasonable and necessary expenses directly related to the legal adoption of a child. The adoption must be arranged by one of the following procedures:

1. By a state or local government that has responsibility under state or local law for child placement through adoption; or
2. By a nonprofit, voluntary adoption agency authorized by State or Local law to place children for adoption.

Reasonable and Necessary Expenses include:

1. Public and private agency fees.
2. Placement fees
3. Legal fees, including court costs
4. Medical expenses including hospital expenses of a newborn infant to be adopted, medical care given to the adopted child before adoption and for physical examinations of the adopting parents.

Reimbursable Expenses do not include any of the following:

1. Any travel performed by the adopting parent
2. Any adoption arranged in violation of any Federal, State or Local law.

Special Needs Program - The Coast Guard Special Needs Program was developed and implemented in 1984 to assist Coast Guard families with “special needs” to address the unique challenges and concerns which are above and beyond normal, military family life issues. The Special Needs Program is intended to ensure family and Coast Guard needs are met, assist the member with appropriate referral and resources before, during and after relocation, and ensure mission readiness. The program works closely with assignment officers, prior to transfer, to ensure appropriate resources are available for family members in proposed areas of relocation. All active duty members who have family members with professionally diagnosed, long term, special needs are **required** to enroll their dependents in this program. Such conditions may include, but are not limited to: vision, hearing or speech impairment; learning disabilities including Attention Deficit Disorder; medical conditions (asthma, arthritis, heart and kidney conditions, Cystic Fibrosis, Cancer/Leukemia, etc.); depression; any mental illnesses; mental retardation; orthopedic handicaps or any combination of the above. The Family Resource Specialist (FRS) can advise members if their individual circumstances meet the criteria for enrollment. The following services and resources are available within the Special Needs Program:

- Assistance with enrollment in the program
- Resources and referrals
- Advocacy on behalf of families with the Coast Guard and civilian agencies
- Assurance that appropriate resources are available in areas of proposed relocation by working closely with assignment officers and other Work-Life Staffs.

Active duty members shall not be adversely affected in their selection for promotion, schools or assignments due to enrollment in the program. Enrollment in the program has no effect on the member’s requirement and ability for worldwide assignment including afloat units. For more information contact the Family Resource Specialist.

Childcare/Dependent Care Programs – The childcare program is to assist you in balancing the competing demands of family life and to help you locate affordable childcare. Some areas are fortunate to have onsite Coast Guard Child Development Centers (CDC).

Child Development Centers are located in Alameda, CA; Petaluma, CA; Aguadilla, PR; San Juan, PR; Air Station Cape Cod, Ma; Cape May, NJ; Kodiak, AK; New London, CT; and Washington, DC. They all provide developmentally appropriate programs (full or part day) to children from 6 weeks of age until kindergarten. Before and after school programs as well as summer programs

may be provided on a space available basis. For more information contact the CDC in your new area.

There may be additional child care programs available in your area. It is always best to contact the servicing Work Life office and speak with the Family Resource Specialist to see if there are any other child care programs or options available to you.

Child Care Subsidy – The Coast Guard offers a child care subsidy through a partnership with GSA to assist members with affordable day care. The subsidy is paid directly to the child care provider on behalf of the Coast Guard member and may be up to \$4500 per child. Information on the specifics of this program can be acquired from the Family Resource Specialist at Work Life

Family Advocacy Program – The Family Advocacy Program is a congressionally mandated program to prevent and reduce the incidence of family violence. What may seem to be low levels of abuse (chronic yelling, anger outbursts, pushing and shoving, and demeaning behavior) can quickly escalate to life threatening situations. While some people maintain that what happens behind the closed doors of a family is their personal business, Coast Guard policy mandates that where there is abuse, it **MUST** be reported.

The Family Advocacy Specialist (FAS) assists families and commands by ensuring that appropriate safety measures are put in place and the best possible available services are utilized to resolve the family's issues. This is a non-punitive program designed to keep our families safe. The intent is not to put people out of the military; it is to retain them and to improve family relationships. There have been numerous situations that have been successfully resolved due to the involvement of the FAS with the support of the command.

Abuse is everyone's concern. If you have these problems with spouse or child abuse, or know of someone who has them, contact the member's servicing Work-Life Family Advocacy Specialist at 1-800-872-4957

WORK-LIFE STAFF ASSISTANCE CHART

If you need help with:	Then Call:
Fitness	Health Promotions Manager (HPM)
Health Risk Assessments	HPM
Heart Health	HPM
Injury Prevention	HPM
Nutrition	HPM
Stress Management	HPM
Substance Abuse/Alcohol	HPM
Tobacco Cessation	HPM
Weight Management	HPM
PCS Transfers	Transition & Relocation Manager (TRM)
Smart Move Briefing/It's Your Move	TRM
PCS Entitlements	TRM
Sponsorship Training	TRM
Transition Assistance	TRM
Veterans Benefits, Entitlements & Referrals	TRM
Mid-Career Program (COSE)	TRM
Work Skills Assessment	TRM
Pre-Separation Counseling	TRM
Job Search, Resume Writing & Interviewing	TRM
Spouse Employment Assistance	TRM
Federal Job Applications	TRM
Career Coaching	TRM
Prevention of Family Violence	Family Advocacy Specialist (FAS)
Case Management of Family Violence	FAS
Family Child Care	Family Resource Specialist (FRS)
Special Needs Program	FRS
Adoption Issues/Reimbursement	FRS
Elder Care	FRS
In Home Day Care (Owned or Leased Qtrs)	FRS
Employee Assistance Program	Employee Assistance Program Coordinator
Critical Incident Stress Management	EAPC
Suicide Prevention & Reporting	EAPC
Work Place Violence Training	EAPC
Crime Victim Assistance	EAPC
Pre-Deployment Briefings	EAPC/TRM
Financial Counseling/Debt. Management	Work Life Staff or CDA
Ombudsman Program	Ombudsman Coordinator

WORK LIFE OFFICES

The number for the Work-Life Program is 1-800-872-4957

Office Name	Location	800 Extension	Regular Number
Head Quarters	Washington, DC		202-267-6263
ISC Boston	Boston, MA	301	617-223-3452
ISC St. Louis	St. Louis, MO	302	800-872-4957 X 302
ISC Portsmouth	Portsmouth, VA	305	757-686-4033
ISC Miami	Miami, FL	307	305-278-6673
ISC New Orleans	New Orleans, LA	308	504-253-6361
ISC Cleveland	Cleveland, OH	309	216-902-6351
ISC San Pedro	San Pedro, CA	311	310-732-7580
ISC Seattle	Seattle, WA	313	206-217-6610
ISC Honolulu	Honolulu, HI	314	808-842-2085
ISC Ketchikan	Ketchikan, AK	317	907-463-2121
ISC Alameda	Alameda, CA	252	510-437-5920
ISC Kodiak	Kodiak, AK	563	907-487-5525 X275
HQ Support Command	Washington, DC	932	202-372-4089
HQ Support Detached	Cape May, NJ	629	609-898-6925

Headquarters

Commandant (G-WKW)
U.S. Coast Guard HQ
2100 2nd Street SW, Room 6320
Washington, DC 20593-0001

USCG ISC New Orleans
Work-Life Staff
P.O. Box 70125-1064
New Orleans, LA 70125-1064

USCG ISC Ketchikan- Juneau
Detachment
Work-Life Staff
709 W 9th St., Ste 747
P.O. Box 25517
Ketchikan, AK 99802-5517

USCG ISC Boston
Work-Life Staff
427 Commercial Street
Boston, MA 02109

USCG ISC Cleveland
Work-Life Staff
1240 E. Ninth Street, 21st Floor
Cleveland, OH 44199-2060

USCG ISC Alameda
Work-Life Staff
Coast Guard Island, Bldg 16
Alameda, CA 94501-5100

USCG ISC St. Louis
Work-Life Staff
1222 Spruce Street
St. Louis, MO 63103-2832

USCG ISC San Pedro
Work-Life Staff
Terminal Island, P.O. 8
1001 S. Seaside Ave., Bldg. 38
San Pedro, CA 90731-0208

USCG ISC Kodiak
Work-Life Staff
P.O. Box 195022
Kodiak, AK 99619-5022

USCG ISC Portsmouth
Work-Life Staff
4000 Coast Guard Blvd.
Portsmouth, VA 23703-2199

USCG ISC Seattle
Work-Life Staff
1519 Alaskan Way S.
Seattle, WA 98134-1192

HQ Support Command
Work-Life Staff
2100 2nd St SW, Room B419
Washington, DC 23593-0001

USCG ISC Miami
Work-Life Staff
15614 SW 117th Avenue
Miami, FL 33177

USCG ISC Honolulu
Work-Life Staff
400 Sand Island Parkway
Honolulu, HI 96819-4398

TRACEN Cape May
Work-Life Staff
1 Munro Avenue
Cape May, NJ 08204

Other support and resources:

The following positions are not on the Work Life Staff but provide very valuable services to members and dependents.

Ombudsman: This is a volunteer, usually a CG spouse, appointed by the Command to act as the liaison between the Command and the families. They assist the Command in its functions of providing information and referral services to families regarding sources of assistance that are available to them. Ombudsmen are not required at all units and the choice to have an Ombudsman is strictly a command decision. An Ombudsman is chosen for their capability to facilitate a healthy relationship between the command, unit members and families. Information shared with the Ombudsman is confidential within the limits of the law.

The Ombudsman works directly for the Commanding Officer. When the Ombudsman is appointed it is done in writing and should outline the Ombudsman's responsibilities, anticipated length of appointment and the administrative and financial support that will be available from the Command. Some of the Ombudsman's responsibilities include:

- Providing information on behalf of the Command to family members
- Advising the Command of common concerns among unit families
- Referring dependents to appropriate resources for family related questions
- Serving as a reliable resource during an emergency
- Informing dependents of the Ombudsman's requirement to report family abuse
- Supporting and providing information on Work Life programs available

The Ombudsman is not:

- A social director
- A counselor
- A taxi driver, financial institution or childcare provider
- A liaison between the military member and the Command

The Ombudsman is required to attend the standardized Coast Guard Ombudsman Training referred to as CORE training. This training helps to prepare the Ombudsman for the responsibilities and expectations of the Ombudsman position.

To see if a unit has an Ombudsman or for additional information on the Ombudsman program and/or training please contact the Ombudsmen Coordinator at your servicing Work Life Office.

Chaplain: Chaplains are fully qualified Ministers, Priests and Rabbis who minister to military personnel and their family. There are about 60 Chaplains assigned to the Coast Guard from the Navy Chaplain Corp. Local Chaplains can perform secular religious rites (baptisms, bar/bat mitzvahs, weddings, etc). They also provide pastoral care by visiting work areas, hospitals and homes. In the field, Chaplains help service members with adjustment to military life, interpersonal relationships or troublesome problems, bringing reconciliation and hope to those in need. All information shared with the Chaplain is totally confidential.

Career Development Advisor (CDA): The CDA primarily works with enlisted personnel assisting them with career options and educational advantages available during their career. The CDA can assist dependents with information on educational opportunities available to dependents through the use of DANTES exams and CLEP exams and distance learning.

Mutual Assistance Officer: The CG mutual assistance officer is someone at the unit who is the point of contact for information and loan applications.

What is Mutual Assistance?

Coast Guard Mutual Assistance (CGMA) is an independent, non-profit, charitable organization, providing financial assistance to the entire Coast Guard Family. CGMA is NOT part of the Coast Guard and does not receive any government or appropriated funds. CGMA is solely funded through contributions and returns on investments. Additional information can be viewed at www.cgmahq.org The CGMA has several programs available:

Emergency Loans - These are loans provided to members caught in emergency situations beyond their control. Emergency loans are generally authorized only in circumstances that impose a serious financial or personal hardship on the applicant unless immediate assistance is granted. All emergency loans are interest free.

General Assistance - General assistance differs from the emergency loan program in that the qualifying circumstances do not immediately endanger personal well-being or require urgent help. General assistance is granted only when unexpected events or long-term expenses cause a serious financial burden and a financial need is demonstrated. General Assistance Loans are interest free. Normally the following **do not** qualify for General Assistance loans - cost of getting married, costs involving business ventures, repayment of loans, gambling debts, financial purchases of non-essentials nor the debts created by such purchases, court fees, fines, judgments, legal fees, personal or property taxes, elective surgery, purchase or payment on motor vehicles, licenses, registration and insurance.

Repayment of loans can be made in a lump sum or in regular payments, normally over a 36 month period. If the member is reimbursed by insurance, the government or some other source, the loan shall be repaid in one lump sum.

Supplemental Education Grant (SEG) - Provides reimbursement of certain costs, books and fees associated with earning your first undergraduate degree, VOTECH certification or GED. There is a limit of \$160 per family per calendar year and receipts are necessary. All grants are provided on a first come, first serve basis so apply early.

Federal Student Loan Program - Assists with post-secondary education through Federal Stafford Loans, Parent Loans for Undergraduate Students (PLUS), and the Federal Direct Loan Program. CGMA reimburses the 3% Origination Fee required by this program. Eligibility: All CGMA members, dependent children and spouses.

Vocational and Technical Training (VOTECH) Student Loan Program - Provides need-based assistance to pay associated VOTECH costs. Eligibility: All CGMA members, dependent children and spouses.

First Time Home Owners Loan - Loans of up to \$5,000 are available to pay closing costs associated with purchasing your first home. These loans are limited to career minded Coast Guard members. Assistance may be provided to a retiree for his/her first retirement home within the first 12 months following retirement.

Renter's Loan - A loan may be available to cover the costs of security deposits, first and last months rent for renting a primary residence. Request for this type of loan must include a copy of the lease or rental agreement showing the required deposits, first and last months rent and proof that arrangements have been made to obtain renter's insurance. The check for this type of loan is made out directly to the landlord.

Medical Assistance - Loans given for extraordinary medical expenses associated with family medical and/or mental health care and counseling. Medical and dental assistance is limited to extraordinary, unexpected and/or emergency situations where, after careful planning and budgeting, a demonstrated financial need remains and all available resources have been utilized.

Debt Management Program - Program to provide financial management counseling. Often coordinated through the local Consumer's Credit Counseling Service. (This differs from the financial programs available through the CDA or Work Life Staff.)

Layette Program – The Coast Guard Mutual Assistance Layette Program is designed to provide support by providing a layette package (containing a receiving blanket, outfits and other items for a newborn child) to the families of junior members of the Coast Guard community when they have, or adopt a child. Military members E-3 and below are eligible to receive a layette directly from CGMA. Active Duty members, including active duty members E-4 or above, may receive a layette by attending an Air Force Aid Society (AFAS) "Bundles for Babies" class or a Navy-Marine Corps Relief Society (NMCRS) "Budgeting for Babies" class.

You do not have to contribute to CGMA to receive assistance. CGMA assistance is based on financial need and you must meet certain program eligibility requirements to apply for a loan.

Local Spouse/Family Club - Spouse/Family clubs have four main goals: furnish educational information, provide a support system, offer community service and create fellowship. All clubs seek to improve their members' and communities' quality of life. Coast Guard Spouses/Family Clubs are vitally important organizations that can significantly contribute to improving awareness of resources and services available to all our families. The spouses/family club's governing body is the National Council of Coast Guard Spouses' Clubs (NCCGSC) located in Washington D.C. The National Council guides and supports the local clubs.

Other spouses or someone at the unit will be able to provide information on the local spouses association. Even if the activities of the spouses group do not interest you, their informational newsletter and membership directory may be well worth the yearly membership fees.

Legal Assistance - Legal assistance is provided to members on active duty, reservists, retirees and family members. Legal assistance is provided at no cost, however, it is a privilege, not a right. You may be denied legal assistance. For more information or assistance you should contact the District Legal Office. If services are available, you will be seen by an attorney who is licensed to practice law in one or more states or a legal assistance specialist who is working under the supervision of an attorney. Everything you tell the attorney or legal specialist is privileged, unless you consent to disclosure or indicate that you intend to commit a crime. The legal assistance attorney cannot represent you in court, although they can assist you in preparation or reviewing of documents.

1. Legal assistance WILL NOT be given for the following:

- Military administrative matters
- Military criminal matters whether preliminary inquiries, judicial or non-judicial proceedings
- Private income producing business activities
- Claims against or by the United States
- Complex estate planning and probate matters

2. Legal assistance can be given for the following:

- Wills and Estates (legal advice, counseling and will preparation)
- Landlord-Tenant including review and preparation of simple leases, military clauses or conflicts between the member and the rental agent
- Servicemember's Civil Relief Act (SCRA) counseling, correspondence and documents for the member's protection under the SCRA
- General advice in civil suit matters
- Advice on small claims court procedures
- Advice concerning claims of indebtedness and assistance in claims of nonsupport
- Civil Rights Matters with regard to complaints of discrimination in the civilian community
- Adoptions and Name Changes
- General advice on divorce, legal separations and annulments
- General advice on consumer rights and resolving disputes, including Lemon Laws, manufacturer, sell and/or implied warranties and service contracts
- Preparation of Powers of Attorney
- Referrals to civilian agencies/attorneys for matters not handled by the District Legal Office.

Other DOD Support Providers

Please remember you are entitled to use other DOD support providers in your local area. These may include:

- Navy Fleet & Family Service Centers
- Army Community Service Centers
- Air Force Family Support Centers
- Marine Corp. Family Service Centers

EMERGENCY ASSISTANCE

It is always best to prepare for emergency events. Some of the resources available to assist you during an emergency or traumatic event will be discussed here.

Casualty Assistance Calls Officer (CACO)

The death of a relative in the service is one of the biggest losses a family can suffer. Next to that is the news that a service member is missing and an organized search is being conducted to find him/her or the active duty member is fatally injured. If any of these circumstances should occur a Casualty Assistance Calls Officer (CACO) will be assigned to assist the family. The CACO serves as the primary for the family assisting them with the funeral services and survivor's benefits that they are entitled to.

If the death of a member occurs while not on duty the member's unit should be notified immediately so appropriate notifications and actions can be started.

American Red Cross

The American Red Cross wants members of the military to get to know them before you need them. All too often, service members don't know about available Red Cross services until they are mobilized. Knowing in advance that communication links, access to financial assistance and counseling will be available in an emergency brings peace of mind to the military members and to the families from whom they are separated. Similarly, knowing that Red Cross services are available to service members and their families provides a safety net in times of need.

Red Cross services include:

- Emergency Communications
- Access to emergency financial assistance
- Counseling

How to access Red Cross services

- Active duty service members stationed in the United States and family members residing in the service member's household (example: service member's spouse) should contact Armed Forces Emergency Service Centers (AFESC) for information and assistance 7 days a week, 24 hours a day, 365 days a year. The number for the AFESC is 1-877-272-7337.

Emergency Communications Services:

American Red Cross communication services keep military personnel in touch with their families following the death or serious illness of a family member or other important events, such as the birth of a child. The Red Cross quickly sends these communications on behalf of the family to members of the U.S. Armed Forces serving anywhere in the world, including ships at sea, embassies and isolated military units. The information or verification in a message assists the service member's commanding officer with making a decision regarding emergency leave.

When calling the Red Cross to send an emergency message to a family member, you should have the following information:

- Member's full name
- Rank/Rate
- Branch of Service
- Social Security Number
- Military Address

Emergency Financial Assistance:

The Red Cross works with the military aid societies (Coast Guard Mutual Assistance). This partnership helps to provide financial assistance for emergency travel that requires the presence of the service member or his or her family, burial of a loved one, or with assistance that cannot wait until the next business day (food, temporary lodging, urgent medical needs, or the minimum amount required to avoid eviction, utility shut off, etc.).

Counseling:

The American Red Cross offers confidential services to all military personnel — active duty, National Guard and Reserves — and their families. Counseling, guidance, information, referrals and other social services are available through our worldwide network of chapters and offices on military installations. Red Cross chapters are listed in local telephone books and at <http://www.redcross.org/where/where.html>.

Evacuations:

Before an evacuation families are encouraged to prepare. Families can visit www.ready.gov to download information on emergency “Ready To Go” kits, family emergency plans and ready pet brochures. Remember not all emergencies will require an evacuation. In some cases you will need to shelter in place. To shelter in place you should have a minimum of three days worth of water and non-perishable food for each member of the family. Every unit has an evacuation plan and you are encouraged to obtain a copy of the unit evacuation plan and review it before you need it.

Evacuations are caused by unusual or emergency circumstances such as natural or national disasters. Evacuations can only be authorized by the Area, District or MLC Commander when advised by local authorities (Director of Emergency Management, State Police, etc.) to do so. Entitlements end when the evacuation order is rescinded, permitting allowable travel time from the safe haven. The Commander authorizing the evacuation will determine if the evacuation will be a “full” evacuation or a “limited” evacuation. In either case, this official then must designate: a certain locality as a safe haven (a geographic area must be named, a city, a county, a state, a region etc.). Alternate safe haven sites can also be named; and provide an effective date to begin the evacuation (or limited evacuation) and estimated duration.

A statement must be put on every set of evacuation orders that includes: the person who authorized the evacuation, reason the evacuation was ordered, effective date of the evacuation,

termination date of the evacuation, designated safe haven (place the dependents are authorized to travel to), dependents authorized to travel and the mode of transportation.

Evacuation entitlements only apply to dependents, and the Coast Guard will reimburse dependent travel expenses. **Dependents of reservists recalled to active duty** are eligible for reimbursement of their travel expenses by the Coast Guard due to an authorized evacuation, provided the dependents are located within the evacuation region. Dependents of SelRes and IRR reservists are ineligible for reimbursements for travel expenses associated with the evacuation.

After the evacuation a travel voucher must be completed for each member of the family who received a travel order. **The member's Name, Grade and SSN are to be used on both the member's claim and the dependent's.** Receipts are needed for all lodging and any expense of \$75.00 or more.

SPONSORS

Effective February 2000, routine assignment of sponsors is only required for recruits and academy graduates. What this may mean is should you want a sponsor you may need to request one. Questions you may want to ask your sponsor are:

- How long is the wait for housing?
- Is temporary lodging available in the area? If not, are there extended stay motels in the area or lodging that will fit your budget?
- What are the room dimensions of typical housing in the area? Are floor plans available?
- Are there storage places in the area?
- What are the local shopping options? Should I purchase anything before I get there?
- What is the cost of living like in the area?
- What type of public transportation is available in the area?
- What banking services are in the area? Is there a credit union?
- What recreational activities are there?
- Are there any special types of clothing or household items that we should definitely bring along?
- What is the weather typically like? Are there four seasons?
- Is there somewhere that I can have my mail forwarded to?
- Types of automotive services available in town? Do they work on your vehicle type?
- Can you send me a relocation package for the area?
- What is the number for the local Chamber of Commerce?
- Does the unit have an Ombudsman and what is their name and contact information?

HOUSING

The first step to finding out about housing at your new location is to speak with the Local Housing Representative. They will be able to give you answers about the type of housing available and any waiting lists currently in effect. **ALWAYS speak to the housing office/representative prior to making any living arrangements on your own.**

To apply for quarters the sponsor will need to complete an Application For Assignment to Military Housing (CG-5267). Forward your application, a copy of your orders and a Dependency Verification Form to the new housing office. Housing eligibility is based on the number of dependents the sponsor has residing with them at least 183 days per year; also an unborn child beyond the fourth month of pregnancy may be counted as a dependent for housing purposes. Special housing regulations apply to members who are divorced, separated, or geographic bachelors.

Below is the housing eligibility table for leased and owned quarters:

Dependents (excluding spouse)	Conditions	Number of Bedrooms
Zero or One	None	2 bedrooms
Two	None	2 bedrooms
	One child 10 or older	3 bedrooms
	One child 6 and the other child is the opposite sex	3 bedrooms
Three	None	3 bedrooms
	2 children are over 10	4 bedrooms
	One 10 or older and other 2 are opposite sex with one 6 or older	4 bedrooms
Four	None	3 bedrooms
	One child 10 or older	4 bedrooms
	One child 6 and all the others are the opposite sex	4 bedrooms
	Two are 6 and of opposite sex and the other are the same sex	4 bedrooms
	Three 10 years or older	4 bedrooms
Five or More		4 bedrooms

Note: A child 10 years or older is entitled to a separate bedroom

TYPES OF HOUSING:

Owned Quarters - These are homes, duplexes or apartments that are owned by the Coast Guard.

- Eligibility for owned quarters is based on local housing policies.
- Normally, assignments are based on bedroom eligibility and housing application date.
- Keep in mind that not all CG stations have owned quarters but if there is owned quarters you must get a “Waiver From Mandatory Assignment” before making other living arrangements.
- If you are assigned to quarters, whether you occupy them or not, you will not be authorized to draw BAH.
- When you reside in owned quarters the Coast Guard pays all of the utilities with the exception of cable television and telephone.
- When Dependents (including military spouses) of members transferred to an involuntary unaccompanied overseas tour who occupy military family housing inside of the United States (CONUS) at the time of departure of the member will be assured continued occupancy until the member returns or reports to the next permanent station on an accompanied tour. Retention of family housing is voluntary and must be formally requested as soon as possible after receipt of orders, normally not later than 30 days prior to departure. Dependents who remain in housing during such assignment will be required to terminate and clear quarters within 30 days after the member’s detachment date to an accompanied tour.

Privatized Military Housing – Many government housing areas are going to a program where housing units are out leased to a private company. The private company takes over the responsibility for maintenance, repairs and improvements of all the houses including pavement and common areas. If a member elects to live in Privatized Housing they will receive BAH and pay their BAH to the contract company as rent. **Privatized housing often carries pet restrictions and may require pet deposits.** Many also require 1 month rent up front followed by monthly allotments for rental payments. If you are seeking privatized military housing you will need to contact the company who is administering the program in your area. You should also request and thoroughly read a copy of the lease contract as well as the tenant occupancy regulations prior to signing the lease. Privatized housing is not considered government quarters. You are signing a lease with a private company and need to be aware of everything contained in the lease prior to signing.

Coast Guard Family Leased Quarters - When there are no owned quarters available or all of the owned quarters are full members E6 and below **may** be entitled to a Coast Guard lease.

- The current eligibility matrix set by Coast Guard Headquarters is:
 - No one bedroom leases are authorized
 - Three and four bedroom leases are authorized for eligible members who meet the housing assignment criteria for the area. Generally this means qualified E4 and below for a 3 bedroom or qualified E6 and below for 4 bedrooms.
- Some areas with high cost living may have “hardship matrixes”. It is always best to check with the Local housing office at your new station for information.
- When you are in leased quarters the Coast Guard pays the rent and all the utilities except cable television and telephone.
- When you are in leased quarters you will not receive BAH.
- Leases are obtained in the following order: apartments, duplexes, townhouses and single family homes.
- If you turn down a lease that is offered to you there may be consequences. Consequences can be: you become ineligible for the program, you go to the bottom of the housing list, you are ineligible to participate in the lease program for 1 year or you become ineligible for the program until you PCS. (This will vary by district & unit so check with your Local Housing Officer to see what the consequences are in your area).
- If the Local Housing Representative finds an apartment or other quarters that are adequate and less than your BAH you are not eligible for a Coast Guard Lease. (Adequacy is determined by the Coast Guard NOT the member.)

Interservice Support Agreement (ISSA) - This is an arrangement made between the Coast Guard and another DOD services to allow Coast Guard families to live in DOD housing.

- If an ISSA is in place occupying DOD housing is not mandatory.
- If you choose to utilize the DOD quarters you will forfeit your BAH in exchange for the quarters just as if you were living in Coast Guard owned quarters.
- While living at a DOD facility you are subject to the rules and occupancy regulations of that DOD facility. Each DOD facility establishes their own housing waiting list policies.
- You receive quarters and utilities with the exception of cable television and telephone

Basic Allowance Housing (BAH) - If there are no owned quarters or no mandatory assignment to owned quarters you may draw BAH.

- BAH is based on the zip code of the member's unit and the sponsor's rank. (There are some exceptions to this for member's assigned to arduous duty and critical housing areas.)
- Under a DOD plan the out of pocket costs have been reduced to 0. However, this does not mean your BAH will cover all of your housing expenses. Depending on the area that you live in and what type of quarters you choose to occupy, your out of pocket cost can be significant. The DOD out of pocket expected expenses are based on a National Median Rent not the rental costs in your area.
- BAH rates are set annually on January 1
- There are safeguards in place should BAH decrease in your area
- BAH rates for your area can be viewed at <http://www.dtic.mil/perdiem/bahform.html>

Rental Partnership Program (RPP) - This program is not available in all areas. It is a program where the housing office has made arrangements with local apartment complexes to waive deposits and/or reduce rental payments to coincide with your BAH.

- Not all pay grades are eligible to participate
- The program is only available in limited areas
- To participate you must live in one of the participating complexes
- Some complexes require an allotment be set up for your rent and sign a 12 month lease
- You will need to check with the housing office to see if it is available in your area

Housing Questions and Answers

What if housing isn't available?

You will be responsible for finding your own housing in the local area. This will apply whether it is temporary until housing is available or for your entire time at the new unit. One resource that may assist you is available to the member (using a CG computer) at http://cgweb.comdt.uscg.mil/hsc_a-1/Newsletter/Real_Estate.htm This is a listing of homes for rent and sale. Many are in the Washington, DC area but other areas are represented.

If you have to find a place on your own, call the Chamber of Commerce in the new area and request a new resident or relocation package. These packages generally have lots of good information on the community including taxes and housing costs. Also check with the local Coast Guard housing representative and your sponsor to see if they have a list of rentals in the area.

Use the online resources that are available to you. Some to consider are local newspapers online, SITES if you are relocating near a DoD facility. You can also check

Newspapers	www.online.newspapers.com
Community Information	www.50states.com
SITES	www.dmdc.osd.mil/sites
Relocation Forums	www.mycoastguard.com www.coastiechicks.net

What is a Military Clause?

When you sign a lease ensure it has a “Military Clause” in the lease contract or add one as an addendum to the lease contract. This will save you money if the lease has to be broken for PCS orders or if you are ordered into government quarters. A copy of the military clause is located in the Appendix. Also be sure to do a thorough check-in inspection and document discrepancies so you are not held liable for damages that were present when you moved in.

What should I expect when occupying Government Quarters?

If you are living in owned quarters (Coast Guard or DOD) or leased quarters you are subject to certain rules, regulations and tenant occupancy agreements. Some of these may include:

- Annual housing inspections
- Restrictions on changes to the housing unit, which may include not being permitted to paint, wallpaper or change the unit in any way
- Requirements to have carpets cleaned when checking out of quarters
- Pet restrictions with special check out requirements
- Liability for damages to the unit while you are occupying it
- Restrictions on home based businesses including child care
- Pre-move and Check out inspections

What about Renters Insurance?

Whether you live in government owned quarters, leased quarters or rent on your own you need to consider renters insurance. It is relatively inexpensive and covers your personal items in case of fire, water damage or other unforeseen accident. Without renter’s insurance your personal property is not protected.

Lessons Learned:

Government leased or owned housing is NOT guaranteed. ALWAYS be prepared to secure private housing on your own and have your “Release from Mandatory Housing” in writing.

When occupying government quarters get a copy of the Tenant Occupancy Agreement, read it and know what’s in it. Tenant Occupancy agreements vary from unit to unit so ensure you know what you are responsible for.

If you are renting on the economy be sure you have a Military Clause in your lease. This will help to protect you in case you receive early orders or are forced to move into government owned quarters. A copy of a military lease clause can be found in the Appendix.

Always get a written release from mandatory assignment to housing if there are ANY Coast Guard owned quarters located within a 60 minute commute from the duty station.

Before altering your quarters, in any way, (painting, wallpapering, changing the landscape, installing a garage door opener, etc.) be sure to get written permission from the Local Housing

Officer (LHO). Remember the LHO who checks you into quarters may not be the same one who checks you out. Any unauthorized alterations may result in additional work and expense for you.

Be sure to have a thorough check in inspection done on your quarters (owned or leased). Be sure to document what damage existed when you moved in so you are not held liable when you vacate quarters.

Be sure to request repairs or maintenance in writing and keep a copy for your records. This may save you from paying costly damage claims when you leave housing.

Remember you must give a minimum of 45 days notice when you intend to vacate quarters (owned or leased).

When checking out of housing some housing personnel will perform a very stringent check out inspection. Be sure to follow the cleaning guidelines provided by the housing office. In some areas housing will provide a list of “approved” cleaning people. These cleaners are often quite costly but they do facilitate a quicker exit from housing.

When having your check out inspection always have basic cleaning supplies on hand to perform last minute touch ups. (a broom, rags, cleaning products, trash bag, etc.)

The Coast Guard Housing Manual is available online. You should know how to access it.

FINANCIAL AFFAIRS

Managing your finances in the military can be a big challenge. There are frequent moves, unexpected TAD, and other financial challenges that occur. All of these challenges are going to require you to be a good money manager. Another potential challenge is the Leave and Earning Statement (LES). Be sure you understand how to read the LES so you know exactly how much money you are receiving, what you are receiving it for and what deductions and allotments are being taken out of the direct deposit.

This section will give you ideas for financial planning but you should take advantage of any free courses that are offered on investments, budgeting or financial planning. You may also contact the unit CFS, CDA and/or Work Life Staff for additional information and pamphlets.

A good place to start is by discussing your financial goals with your spouse. What are your financial goals? Are you looking to save money, purchase a car, save for a home, or start a family? Next you will need to take a realistic look at your budget. If you don't have a budget now is the time to start one and remember to pay yourself by placing money into a savings or retirement account.

If you have never lived on your own you may not realize how much living expenses will be. If you don't have records to use keep a notebook of every expense for the next two to four weeks. This will give you an idea of exactly where you are spending your money and how much is used for household expenses versus personal expenses.

Financial Goal Setting

Have you decided what you want to spend your money on? To determine how much money you need, take each goal and decide how quickly you want to achieve the goal. For example if you want to save to purchase your first home in about 5 years and are trying to have a \$10,000 down payment you will need to save about \$2,000 per year (\$10,000 divided by the 5 years), about \$167 a month (\$2,000 divided by 12 months) or about \$84 a paycheck (\$167 divided by 2 paychecks per month). Not all of your goals need to be long range (over 10 years). Some may be as short as next month. Supposed you want to go to a concert next month that will cost \$200. It is much easier to save \$50 per paycheck for the next 2 months than to take the entire \$200 out of 1 paycheck.

Checking Account

Checking accounts are a convenient way to pay your bills and also keep a record of whom and what has been paid each month. When shopping for a checking account, look for accounts that require no minimum balances and have no or very low fees. You can have more than one checking account and some couples keep individual accounts and have a "house" account to pay their bills.

Before you write your first check you need to know exactly how much money is in your account. Once you have your starting balance you can begin writing checks. Every time you write a check

you need to enter information in your check register. You should enter the check number, date you wrote the check, the person or business the check was made out to and how much the check was written for. Then subtract the amount of the check from the previous account balance and enter your new balance. Remember most large retailers now electronically debit your check for your account as soon as you give it to them so be sure the funds are in the account first.

If you are using an ATM card be sure to enter the date you withdrew money or made the purchase and the amount used. Also be sure to include any fees charged at the ATM machine and/or by your bank for ATM use. You should never rely on the ATM slip for your account balance. The balance given by the ATM may not reflect checks that you have written. If you keep your check register up to date you will know exactly what your balance is.

When your monthly bank statement comes in you should balance your checkbook. Use the bank statement to make sure the amounts the bank has listed for each check, ATM withdraw, deposit and debit purchase are correct and match what you have recorded in your check register. Next enter in your checkbook any fees or charges the bank has assessed against your account. Most bank statements have a formula on the back that will help you check to be sure the amount you show as your balance in your check register is accurate.

Budgeting

A budget is simply a plan for saving and spending your money. There are two things that need to be examined, Income and Expenses. There are two types of expenses in a budget, fixed expenses and flexible expenses.

Income can be from:

- Military Pay
- Allowances
- Interest
- Dividends
- Civilian Job
- Other

Fixed expenses are things that remain basically the same throughout the year. Monthly fixed expenses usually include:

- Housing (rent or mortgage)
- Insurance
- Loan payments
- Day Care
- Educational costs (tuition)
- Savings account deposit
- Emergency Fund deposit

You will notice that savings account and emergency fund are listed as a monthly fixed expense. This is to encourage you to **pay yourself first** before you spend funds on entertainment and other

flexible items. If you have fixed expenses that are paid quarterly or yearly make a plan to put monthly payments aside (it can be in a savings account) so you can pay them when they come due.

Flexible expenses are the items that will vary from month to month. Flexible expenses include:

- Utilities
- Transportation expenses
- Gasoline
- Food
- Clothing
- Entertainment
- Medical & Dental co-payments
- Gifts
- Educational supplies, fees
- Automobile or home repairs
- Credit card bills
- Vacations/Travel
- Hobbies/Sports
- Clubs/Organizations

Once you have figured all of your income and expenses it is time to sit down and work out the monthly budget. This can be done on a Budget Worksheet (found in the Appendix of this book), in a notebook or it can be done using an envelope system. The most important thing is that you use a system that works well for you AND that you are comfortable with.

Savings – You should establish at least two savings accounts. Shop around to find a financial institution that does not charge a monthly fee or require a minimum balance. One of the savings accounts should be your emergency fund. The emergency fund is for those unexpected large expenses like major car repairs, costs associated with a move, rent deposits, etc. The emergency fund should be about three months of income and should not be used for anything other than emergencies. You may also consider putting money in this account to cover moving expenses that are not covered during your PCS. You should be placing a set amount into this account each payday.

Your regular savings account should be used to build up savings for the goals you have established. Once you get in the habit of paying yourself first every month you can build funds to put into other investments and plan for your future. When you get a raise, if you are living comfortably, consider adding at least ½ of the raise amount to savings. This will build your savings faster by using money that you won't miss.

Credit Cards

The temptation to overspend on credit is particularly strong. Learning how to manage credit is very important. It is easy to lose track of how much you are spending if you are continually pulling out the plastic.

There are two types of credit cards. One category is called pay-as-you-go. One of these is Diner's Club. These types of cards are required to be paid off each month and often carry very high annual fees.

The second type is a revolving credit card. This type allows you to charge up to your credit limit and either pay the total balance at the end of the month or pay a portion of the balance in payments over a period of time. If you are going to use revolving credit, shop around to find the lowest-cost credit cards, remember to look at the monthly interest rates, the yearly fees involved and how quickly the interest is added to your account. Some cards allow a grace period of up to 30 days before adding interest and others charge interest from the day the charge is posted to your account. Interest rates typically run from 9% to 26% and quickly add up. Fees can run from no fees up to \$200 or more per year. Be sure you read the fine print and know exactly what fees you will be charged.

The bottom line is, try to limit your cards to one and limit your purchases to an amount you can pay off at the end of the month. It is wise to build some credit but remember your credit record will affect future loan rates, your ability to obtain financing for a vehicle or home and in some cases whether or not you are hired for a job.

If you are shopping for a new credit card consider what you will use it for. One good place to visit is: www.bankrate.com

Power Paying

If you already have already fallen into the credit card trap try this method to get yourself out of debt. It is called power pay.

1. First, try to consolidate all of your debts to the lowest interest rate available. Once you have transferred your balances cut up the credit card and close the account. (When you close the account send a written letter to the company and request the account be closed with a notation "Account closed at customer's request").
2. Stop charging on your credit cards. You can't pay them off if you are increasing their balances.
3. Power pay one bill at a time. Make a list of all of your credit cards with their interest rates, minimum monthly payments and current balances.
4. Choose the highest interest rate card with the lowest balance to pay on first.
5. Figure out how much extra you have been paying on each credit card (hopefully you have been making more than the minimum payment on at least one).
6. Begin to pay the minimum on all of your other credit cards, take the extra you were paying on your other cards and put it with your regular payment to that highest interest card.
7. Once the highest interest card is paid off add the amount you had been paying on that card to your next highest interest, lowest balance card.
8. As each bill is paid off roll the money into the next bill until they are all paid off.
9. When you are debt free congratulate yourself. You've accomplished a major event.
10. Begin putting some of the money you had been paying into savings, retirement or investment accounts.

Saving for Retirement

While it may seem early to be thinking about retirement now is actually the best time. Members have the option to participate in the Thrift Savings Plan (TSP), which is a qualified retirement account. What this means is that money is taken out of the member's paycheck before taxes so just by participating they are already saving money.

TSP offers the military member the same opportunities as an employer 401(k) program. The member elects to participate, selects how much to contribute and controls which program the money is invested in.

TSP offers 5 investment options ranging from the totally safe G fund to the risky I fund. Even in the G fund, over the last several years, the compound rate of interest has been higher than traditional savings accounts. TSP also offers 5 Lifecycle funds which distribute your money in the 5 investment options based on the number of years you have until retirement (age 59 ½).

Also with compound interest working for you, putting in a little now and allowing it to grow over time can result in a substantial retirement account to draw from later.

Since TSP is a retirement account there is a penalty for withdrawing the funds prior to the age of 59 ½. However, any money put into the account by the member is always available for withdrawal.

More information on TSP is available by visiting www.tsp.gov

The Command Financial Specialist (CFS) is available to assist with budgets, setting up a power pay system to pay off your credit cards, provide information and resources on saving for retirement or just to answer your financial questions. If your local unit does not have a CFS you can contact the Work Life office for a list of Command Financial Specialists in the District who can assist you.

Credit Reports

A credit report is a financial biography. It contains personal information, credit history, public records (tax liens, court judgments, bankruptcies, etc.), and inquiries (a list of authorized parties who have received your credit report). Everyone should check each of their credit reports, at least once a year, for errors and negative information that could lead to denial of credit or employment. Active duty members must be even more conscious of their credit because it can affect their security clearances and ultimately their job.

You and your spouse are each entitled to 1 free credit report from each of the three major credit-reporting agencies annually. You can request your free reports at www.annualcreditreport.com or by calling 1-877-322-8228. Your free credit report does not include your credit score. However if you are not shopping for a mortgage, car or other major loan the credit score is not necessary. You can purchase your credit scores separately. (Please do NOT visit freecreditreport.com this is a pay service that charges a monthly fee for the same report you can obtain entirely free from www.annualcreditreport.com.)

The major credit reporting agencies are:

TransUnion LLC	Experian	Equifax
P.O. Box 1000	P.O. Box 2002	P.O. Box 740241
Chester, PA 19022	Allen, TX 75013	Atlanta, GA 30374
800-888-4213	888-397-3742	800-685-1111
www.transunion.com	www.experian.com	www.equifax.com

Under certain circumstances, such as being denied credit, an individual may obtain a free credit report and should be provided with information on how to do so from the creditor.

Anyone looking for help with a stressful financial situation should consider contacting the National Foundation for Credit Counseling, a nationwide non-profit network of Neighborhood Financial Care Centers assisting consumers with credit problems. Their services include financial counseling, a debt solver program, and money management education.

National Foundation for Credit Counseling
8611 Second Avenue, Suite 100
Silver Spring, MD 20910
800-388-2227
www.nfcc.org

Opt-Out

If you would like to have your name removed from the list for pre-approval credit offers you may call 1-888-567-8688. Once you place this call your name is removed from all 3 credit-reporting agencies direct marketing lists for a period of 3 years.

LEAVE AND LIBERTY

Leave is earned by active duty members like vacation time, while Liberty is a privilege. Members must request leave from their Command. A leave balance is included on each month's Leave and Earnings Statement (LES). This balance shows how much time a member has available for use.

There are several types of leave available to the active duty member.

Annual Leave – This is like military vacation time. Members receive 2.5 days for each 30 days of active duty time they serve. The member can bank up to 60 days of annual leave. If they go beyond 60 days of leave it must be used by the end of that fiscal year (September 30) or any leave over 60 days not used is lost. In special circumstances a waiver can be applied for if a member is going to loose leave. (A member may sell up to a maximum of 60 days of leave, during their career, back to the Coast Guard at re-enlistment, transfer, or retirement.) The member can request to take the leave but permission will be determined by the unit's operational needs and **the Command has the final authority to grant or deny the leave.**

Advance Leave – Advanced leave is used in special circumstances when a member does not have annual leave to take but needs to attend to an emergency or urgent personal problems.

Authorized Absences – These are days given to a member for specific reasons and are not guaranteed. These are not charged to the member as leave. Some authorized absences are:

Convalescent Sick Leave – Determined by the HS or Dr.

Proceed Time- Not to exceed 4 days

Sick-in Quarters – Determined by the HS or Dr.

Permissive Temporary Active Duty (TAD)

Permissive Leave for PCS house hunting – not to exceed 10 days

Baby Leave – maximum of 5 days

Emergency Leave – Granted for death, serious injury or serious illness of the member's immediate family that would require the individual's presence at home. May be granted for a period up to 30 days and IS chargeable against annual leave. To request emergency leave the following procedures must be follow:

1. If there is an emergency affecting the immediate family, the relative or spouse should contact the American Red Cross either locally or using the Armed Forces Emergency Services Center number 1-877-272-7337.

2. The Red Cross will verify the emergency and inform the unit CO that an emergency exists at home that requires the member's presence. The Red Cross communications channels are probably the fastest way for this to happen.

3. The CO can authorize emergency leave even if you do not go through the Red Cross. However, the CO may ask the Red Cross to verify the situation before approval is given.

4. If financial assistance is needed (e.g. transportation, funeral expenses, etc) you may be able to get help from the Red Cross or Coast Guard Mutual Assistance.

Liberty unlike leave is not part of the “rights” of service personnel. Liberty is a privilege that is awarded to deserving individuals by their Supervisor or Commanding Officer. Liberty is granted in fairly short amounts of time and is not charged as leave. Usually regular liberty is granted from the end of the “work” day to the beginning of the next workday unless the member is in a duty status.

Special Liberty of 3 or 4 days (72-96 hours) may be granted to deserving members. This liberty is usually reserved for special occasions and circumstances, such as a reward for exceptional performance of duty, to make up for long, hard hours that have been spent on a project, work beyond normal duty, or work over holiday periods.

ENLISTED RATES

Specific career paths are mapped out for each enlisted specialty (rating). After graduating from Recruit Training a member pursues one of the following specialties. Some rates must attend Class A schools and others can be accomplished through a “striker” program (on the job training).

Aviation Maintenance Technician (AMT) - The AMT inspects, services, maintains, troubleshoots and repairs aircraft power plant, power train, and structural systems. The AMT maintains metal, composite and fiberglass materials; fabricates cables, wire harnesses and structural components; and performs aircraft corrosion control, nondestructive testing, basic electrical troubleshooting and record keeping. In some CG aircraft AMTs hold an aircrew position.

Aviation Survival Technician (AST) - The AST inspects, services, maintains, troubleshoots and repairs aircraft and aircrew survival equipment and rescue devices. Additionally ASTs perform the duties of rescue swimmer and provide aircrew survival training to all aviators.

Avionics Technician (AVT) - The AVT inspects, services, maintains, troubleshoots and repairs aircraft power, communications, navigation, auto flight and sensor systems. The AVT performs minimum performance checks, system alignments, avionics corrosion control and record keeping. AVTs may hold an aircrew position in some CG aircraft.

Boatswain's Mate (BM) - The most versatile member of the Coast Guard's operational team is the BM. The BM is a master of seamanship. They perform almost any task in connection with deck maintenance, small boat operations, navigation and handling all personnel assigned to a ship's deck force. BMs have a general knowledge of ropes and cables. They operate hoists, cranes and winches to load cargo or set gangplanks, stand watch for security, navigation and communications. BMs are also frequently boarding team members and act as federal law enforcement officers.

Damage Controlman (DC) - The DC is responsible for preserving all modern safety and survival devices on Coast Guard Vessels. Some of their duties include welding, pipefitting, woodworking, carpentry, plumbing and firefighting. The DC also maintains shore installations and owned family housing.

Electrician's Mate (EM) - EMs have a good working knowledge of the fundamentals of electricity, alternating and direct currents, circuits, switchboards and other electrical equipment. EMs are responsible for the operation and repair of electrical propulsion equipment, gyrocompasses and the ship's internal communications.

Electronics Technician (ET) - ETs are responsible for the repair and maintenance of sophisticated electronics equipment, radio receivers, and transmitters, radar, navigation equipment and computer equipment.

Food Service Specialist (FS) - An FS is trained in cooking, menu preparation, baking, sanitation, food purchasing, food storage and issue of food products, dietetics, dining facility management and personnel administration.

Gunner's Mate (GM) - GMs are experts in everything from small arms to large shipboard guns to rocket launchers. Even the pyrotechnics that are used for nighttime search and rescue missions are the responsibility of the GM. GMs operate, maintain and repair all gunnery equipment and handle ammunition.

Health Services Technician (HS) - The HS assists medical and dental officers and provide care to CG members. They are schooled in anatomy and physiology, chemistry, pharmacology, dentistry, x-ray and preventive medicine.

Information Systems Technician (IT) - The IT is responsible for establishing and maintaining Coast Guard systems that collect, store, process and forward all voice, data and video information as well as maintenance of the physical network and tactical computer systems.

Machinery Technician (MK) - An MK is knowledgeable in the fields of internal combustion engines, air conditioning and refrigeration, hydraulics, bearings, gears, clutches, pumps and valves, basic electricity, pneumatics and engineering related hazardous waste management. Depending on the station, MKs may also act as boarding team members and perform as federal law enforcement officers.

Marine Science Technician (MST) - The MST is involved in Marine Safety activities such as investigating pollution incidents, monitoring waterways clean ups, conducting foreign registry boardings, conducting harbor patrols and facility inspections, administering unit safety and environmental health programs, supervising explosives loading on ships and serving on the National Strike Force. Some MSTs are tasked with observing and forecasting weather for air stations and icebreakers and the operation of the Marine Safety Laboratories.

Musician (MU) - Musicians are part of the Coast Guard band stationed at the Coast Guard Academy in Connecticut. Musicians are recruited by the Coast Guard Academy. As a member of the band the MU represents the Coast Guard around the nation and around the world at formal and informal occasions.

Operations Specialist (OS) - OS is the Coast Guard's tactical command and communications rating. It is a merging of the roles that used to be held by the TC and RD ratings. An OS is the primary operator of the communications, intelligence and sensor systems.

Public Affairs Specialist (PA) - PAs are the information link to the military and civilian communities. PAs provide news and photos about Coast Guard accomplishments, developments and policies using news releases, radio and television reports and interviews.

Storekeeper (SK) - SKs are responsible for providing and accounting for the constant stream of supplies, clothing, commissary items and spare parts that keep the Coast Guard running. SKs are expert purchasing agents and accountants.

Yeoman (YN) - The Coast Guard YNs handle the human resource duties. The YN may be experienced in a vast array of responsibilities ranging from career counseling to payroll certification to legal administrative assistant duties. YNs take care of entitlements and serve as the key source of information for others.

Reserve Specific Ratings

Investigator (IV) – The IV provides support to Coast Guard law-enforcement and intelligence missions, conducts both criminal and personal background checks and investigations, collects and analyzes intelligence information and provides personal protection services to high-ranking Coast Guard officials and other VIPs.

Port Security Specialist (PS) - PSs have a major role in safeguarding critical or vital ports wherever Coast Guard Units operate, both overseas and in the United States, against the threat of terrorism and other acts of maritime crime. Possible assignments include involvement in support of Department of Defense national-defense operations overseas, as part of a naval, coastal-warfare harbor defense unit or a Coast Guard port-security unit; work at a marine-safety office to ensure the physical security of a major U.S. port; or being part of a maritime safety and security team (MSST).

CLASS “A” SCHOOLS – Enlisted Class “A” schools are the formal training means by which non-rated personnel become rated petty officers in one of the previously described career fields. Depending on the rate, the member will attend a multiple week class in either Petaluma, CA or Yorktown, VA. Class “A” schools provide the minimum essential training designed to provide basic technical knowledge and skills required for an entry-level petty officer position. An “A” school graduate is an apprentice who will initially require further on-the-job training or schools to fully carry out their duties. In order to apply to “A” school the following criteria apply:

- If a member is not guaranteed “A” school out of boot camp they must be an E2 and have four months at their first unit before they can apply.
- An E3 can apply at any time after reporting to their first unit.
- Any member who receives non-judicial punishment (NJP) or a civil conviction may not apply for “A” school until 6 months after the date of the NJP or civil conviction.
- A member must advance to E3 within 1 year of reporting to their first unit and must meet minimum ASVAB scores for the specific career field (some waivers are granted).
- A member must have enough service time left after graduation from “A” school to meet the minimum obligated service requirements.
- If the member does not have enough time after “A” school to meet obligated service they will be required to sign an agreement to extend their enlistment to attend school.
- The length of “A” school and obligated service time varies by specific career field.

Aviation Program – Personnel applying for an aviation class “A” school must pass an aircrew physical examination. Prior to attending “A” school members are normally transferred to an Air Station for a 4 month period to complete an Airman Program. Upon successful completion of the Airman Program the member is sent to “A” School. While

the CG tries to return the member to the same Air Station after “A” school there is no guarantee that the assignment out of school will be back to the same Air Station.

CHIEF WARRANT OFFICERS

Chief Warrant Officers (CWOs) are technical specialists, qualified by performance and experience who have the expertise and authority to direct the most difficult and exacting technical operations in a given occupational specialty. Eligibility requirements must be completed by 1 January of the year the board convenes. Eligibility requirements include being a U.S. Citizen, serving in pay grade E7 or above or E6 in the top 50% of the advancement list to E7, have at least 8 years of active service with at least the last 4 in the Coast Guard and have a Commanding Officer recommendations. There are also rate specific eligibility requirements such as sea time and vision requirements. Once a member is appointed as a CWO they will attend the Chief Warrant Officer Professional Development Course held at the Leadership & Development Center in New London, CT.

OFFICER CANDIDATE SCHOOL (OCS): This is an opportunity for enlisted members to attend training to become an officer. OCS is a highly specialized 17-week course in leadership, seamanship, navigation, law enforcement and military studies. It is held at the Coast Guard Academy in New London, CT. Applications are solicited for appointment to OCS and there is an interview process associated with this opportunity. The Career Development Advisor can provide more information on OCS. Some of the requirements members must meet include:

- Member must be at least 21 but not yet 27 the date the class convenes. (Members with prior service may reduce their age by 1 month for every month served. Chief Warrant Officers are eligible until they reach their 40th birthday).
- Member may not have more than 3 dependents
- College or CLEP examinations are required
- Must be a U.S. Citizen
- Applicants with more than 6 years of non-Coast Guard active duty are not eligible.
- Must have minimum score on one of the following exams:
 - ASVAG GT = 110 (GT=AR+VE)
 - SAT 1000 (combined math and verbal)
 - SAT I 1100
 - ACT 23 FT score of 110 or higher
- Upon commission member must serve three years active duty



RANK TABLE


Rank	Title	Special Notes:
E-1	Seaman Recruit	
E-2	Fireman Apprentice, Seaman Apprentice, Airman Apprentice	
E-3	Fireman, Seaman, Airman	
E-4	3 rd Class Petty Officer	
E-5	2 nd Class Petty Officer	
E-6	1 st Class Petty Officer	
E-7	Chief	
E-8	Senior Chief	
E-9	Master Chief	
W-2	Chief Warrant Officer	
W-3	Chief Warrant Officer	
W-4	Chief Warrant Officer	
O1 or O1E	Ensign	E notes prior Enlisted
O2 or O2E	Lieutenant Junior Grade	E notes prior Enlisted
O3 or O3E	Lieutenant	E notes prior Enlisted
O4	Lieutenant Commander	
O5	Commander	
O6	Captain	
O7 – O8	Rear Admiral	
O9	Vice Admiral	
O10	Admiral	



Enlisted Rank Insignias



Seaman Recruit
SR
E-1



Seaman Apprentice
Fireman Apprentice
Airman Apprentice
SA/FA/AA E-2



Seaman (white)
Fireman (red)
Airman (green)
SN/FN/AN E-3



3rd Class Petty Officer
PO3
E-4



2nd Class Petty Officer
PO2
E-5



1st Class Petty Officer
PO1
E-6



Chief Petty Officer
CPO
E-7



(The insignia will change depending on the individual's rate)



Senior Chief Petty Officer
SCPO
E-8



(Insignia in the center will change depending on the individual's rate)



Master Chief Petty Officer
MCPO
E-9

(Insignia in the center will change depending on the individual's rate)



Master Chief Petty Officer of the Coast Guard
MCPOCG
E-10

(There is only 1 MCPOCG for the entire Coast Guard)



Officer Rank Insignias



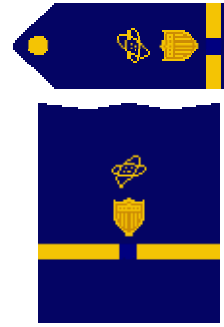
Chief Warrant Officer 2
CWO2
W2

(Insignia rating will change depending on the individual's rate)



Chief Warrant Officer 3
CWO3
W3

(Insignia rating will change depending on the individual's rate)




Chief Warrant Officer 4
CWO4
W4

(Insignia rating will change depending on the individual's rate)



Ensign
ENS
O-1 (or O1E)



Lieutenant Junior Grade
LTJG
O-2 (or O-2E)




Lieutenant
LT
O-3 (or O-3E)



Lieutenant Commander
LCDR
O-4



Commander
CDR
O-5



Captain
CAPT
O-6




Rear Admiral (Lower)
RADM
O-7



Rear Admiral (Upper)
RADM
O-8



Vice Admiral
VADM
O-9



Admiral
Commandant of the
Coast Guard
COMDT
O-10

Other Insignias You May See:

All of these insignias are awarded to members after successful completion of the required time on board a vessel as well as all applicable written and practical exams.



Cutterman Insignia



Marine Safety
Qualification



Coxswain Insignia



Port Security Unit
Insignia



Surfman Insignia

THE ASSIGNMENT PROCESS

The Assignment year runs with a traditional calendar year. The normal window for transfers is March through September; however a PCS transfer can occur at any time during the year. The "Assignment Shopping List" is published on September 15 and all members' e-resumes are due on or before November 1. Special Assignments such as Recruiters, Company Commanders and Investigative Services are filled on a different time line and all require a special package with Command endorsement.

E-Resume – It is the primary method for members to communicate their assignment preferences and any special circumstances or needs to the Assignment Officer (AO). Members should submit a new e-resume anytime they need to update information or after PCSing to a new location. If a member is requesting a special duty assignment (recruiting, recruit company commander, etc.) command endorsements are required on the e-resume. The e-resume is completed and/or updated by the member in Direct Access.

When filling out the e-resume it is wise to do your homework before you choose units. Some of the questions you may want to consider are:

- Will you be happy in that location? (What do you **really** know about the area?)
- Is this a good choice for your career goals?
- What is the cost of living?
- Are there job/educational opportunities for spouses?
- Is housing available?
- What type of healthcare is available?
- If you are enrolled in the special needs program can the special needs be accommodated?
- What are the schools like?
- How expensive is daycare and/or how available is daycare?
- Any other work or life issues which are important to you and your family.

There is NO guarantee that a member will be sent to any of the units listed on their e-resume. The e-resume is merely a guide considered by the AO in the assignment process. Ultimately all assignments are based on the needs of the Coast Guard. Keep in mind that the Coast Guard is a sea service so at some point the member may have to serve onboard a ship.

Permanent Change of Station (PCS) Orders - PCS notifications are sent out to Active Duty (AD) member's unit they are currently assigned to and their new duty station. If a member has a current e-mail address in Direct Access they should receive notification via e-mail. Once the AD Member has orders, they should fill out a PCS Departing Worksheet (CG-PSC-2000) so appropriate entitlements and advances can be requested. It is the member's responsibility to complete the PCS Departing Worksheet as soon as orders arrive so that proper entitlements and pay will be deposited to the appropriate bank account before the PCS.

RELOCATION OR PERMANENT CHANGE OF STATION (PCS)

In a profession as mobile as the military, the word 'permanent' is relative. What we call a Permanent Change of Station (PCS) might only be ten months long, hardly enough time to unpack and hang pictures. Most PCS tours are three to four years long but the fact remains: when orders arrive there is work to be done.

Moving, whether across town or across the county, can be a very stressful experience. It means leaving behind family and/or friends and often going to a place we know little to nothing about. How you view the move can greatly affect the move. Anyone who has moved more than once can tell you that each relocation brings unique challenges and rewards.

By developing an orderly approach to the moving process, you will be able to utilize your time and allowances more effectively and hopefully minimize the stress. One thing that is helpful is a "Relocation Binder". In the binder you can put copies of the orders, important telephone numbers, new area information, a relocation checklist or timeline and other helpful or required information. In your binder you should also keep receipts for lodging, tolls, fuel, and any expenses incurred during your job search. These receipts may be needed when you fill out your income tax forms or if you are completing any type of self procured move.

There are several cycles of the move so we will start with pre-move (the allowances, entitlements and resources) then move on to the shipment of your household goods, overseas moves and finally damage claims. As you go through this keep in mind this is just a guide, be sure to utilize all of the publications and resources available to you. **Remember, "Knowledge is Power"**.

1. Orders - The orders are the most important document for the move. Orders are your entitlement to a variety of financial allowances, relocation information, moving and/or storage of your belongings and in most cases a sponsor at your new duty location. Not all orders entitle you to a move so before making any commitments ensure you have your orders in hand and understand what they contain.
2. Paperwork needs to be completed – Once the orders are received the active duty member must fill out paperwork to begin the entitlement process. At a minimum the PCS Departing Worksheet must be completed and sent to the servicing YN. The YN will be able to direct and assist the Active Duty member with all of the appropriate/necessary paperwork.
3. Transition & Relocation Manager- The TRM in the Work Life office for your new area will either contact the Active Duty member or send a Relocation Package to the member's current duty station. The contact method and relocation package will vary for each District. At any time you may contact your TRM for information on the move, or information about the new area.
4. Smart Move – If available you should plan to attend the local moving seminar. The name of the class will vary depending on your area but is normally called Smart Move, It's Your Move or Military Moves. The TRM at Work Life will know if local programs are offered.
5. Sponsors - While this is a very beneficial program it is no longer an automatic assignment for everyone. The only personnel guaranteed assignments of sponsors are recruits at Cape May, Academy Graduates and OCS Graduates. If you are not assigned a sponsor and desire one, all you have to do is ask. The sponsor assigned should be of a similar pay grade and family

composition. The sponsor will be able to answer questions about the new station, duty schedules, local area and can provide resources and information for any special needs or circumstances you may have.

6. Housing Trip - At the Command's discretion a member may be granted up to 10 days to look for a place to live at the new duty location. All costs associated with the trip to the new location are at the member's expense but the time is an administrative absence and the member is not charged leave.
7. Proceed Time - A Command may grant up to four days proceed time in connection with a PCS. Recruits traveling to their first duty station are not given Proceed Time nor is proceed time granted if the ship is at the same port or the duty station is in close proximity. Proceed time cannot be granted if the reporting date at the new station is four days or less away.
8. Leave - If you would like to vacation or visit family and friends along the way a member can apply for "Leave Enroute". This time is charged to Annual Leave.
9. Travel Time - For planning purposes 350 miles equals one day of travel time. To gain an additional travel day the remaining mileage must exceed 51 miles.

Example: 700 miles equals 2 travel days, 760 miles equals 3 days of travel time (Mileage is based on "Official Travel Distance" from duty station to duty station as determined by the SPO)

PCS Allowances:

To receive the proper allowances the member should complete a PCS Worksheet (CG-PSC-2000) and submit it to their Yeoman (YN) or other appropriate person. The PCS worksheet is available online at - www.uscg.mil/hq/psc/forms/

Mileage in Lieu of Transportation (MALT) - A mileage allowance paid when a member chooses to drive to a new duty location. It is a set amount paid per mile. Families are authorized to travel in two separate vehicles when making a CONUS relocation. The amount paid is based on the number of people in the vehicle.

Mileage Allowance		
Number of Dependents	With Sponsor	Without Sponsor
	Cents per mile	Cents per mile
One	17	15
Two	19	17
Three	20	19
Four or more	20	20

Per Diem - Allowance paid daily, during travel time, to cover costs associated with meals and lodging.

Per Diem Allowance	With Member	Without Member
Spouse	\$74.25	\$99.00
Dependent over 12	\$74.25	\$74.25
Dependent under 12	\$49.50	\$49.50

A member is paid \$99.00 per day

To qualify for the without member rate the spouse must travel at a time different from the Active Duty member. Just traveling in a separate vehicle does NOT entitle the spouse to the without member rate.

Dislocation Allowance (DLA) -

- This is an allowance to help offset the costs of moving to a new home.
- The DLA rates are set each year in January and are based on pay grade and dependency status.
- DLA is NOT payable to retirees, unaccompanied personnel moving to government quarters, separating members or on local moves.
- A partial DLA is paid if the family is ordered to occupy or vacate government housing not in conjunction with separation or retirement.

Temporary Lodging Expense (TLE) -

- This is an allowance to help offset the cost of lodging and meal expenses in temporary quarters in connection with a PCS move in CONUS.
- This entitlement can be advanced. If you take TLE and are overpaid you will be responsible for reimbursing the overage to the Coast Guard.
- It can be used while in the vicinity of your old duty station or your new duty station.
- Local vicinity is usually considered within 50 miles of the old or new station.
- If government quarters are available you must use them.
- TLE is not payable for days when per diem is payable i.e. travel days, leave days, etc.
- The amount of TLE is based on a formula that uses the number of family members and the local per diem rate but the maximum amount allowed is \$180.
- **You are not guaranteed \$180 per night.** That is the maximum amount that can be paid.
- Receipts are required for lodging and the receipts must be turned in with the travel claim after the move is complete.
- For CG member married to CG member each is entitled to TLE, however only one member may claim any other dependents
- TLE is not payable to retirees or separatees.

Transferring From	Transferring To	Days TLE Authorized
INCONUS	INCONUS	10 DAYS MAXIMUM
OCONUS	INCONUS	10 DAYS MAXIMUM
INCONUS	OCONUS	5 DAYS MAXIMUM

Temporary/Transient Housing - Some Coast Guard stations have temporary housing available. Check with you new unit to see what is available. Another option might be the Navy Lodge or Army Inn. You can call 1-800-NAVYINN for reservations and information or 1-800-GOARMY1. The websites are also listed in Internet Links & Resources contained in the Appendix of this book.

Shipping a vehicle in the Continental United States – The Coast Guard will reimburse **the difference** between the amount that would be paid if the family traveled at different times, in separate vehicles minus the cost for the family traveling together. If the shipping costs exceed the reimbursable amount all excess costs are paid by you. The arrangements for this entitlement must be made when the member completes their PCS worksheet. Please check carefully before using this option, it could end up costing you more out of pocket funds than you realize.

For example if the Coastie Family is moving from Cutter Never Home to Unit Always Working and has requested to ship 1 vehicle within the continental US, the Coast Guard figures out the amount it would cost the to move the family at different times in separate vehicles. For this example we will say is \$750 to move separately but only \$500 if the family moves all together using one vehicle than the maximum reimbursement the Coastie Family would get for shipping their vehicle would be \$250.

This is a reimbursement and the money is not give up front. The member is responsible for making all of the arrangements and paying all fees. Once the move is complete paperwork is submitted for reimbursement.

MOVING OVERSEAS (OCONUS)

Family members going to an overseas assignment must be “Command Sponsored”. If dependents are not Command Sponsored the government will not pay to transport the family or household goods OCONUS. Most OCONUS areas require “Overseas Screening” and “Permission for Entry” or “Entry Approval”. This process may take some time so the AD member needs to begin the process as soon as he/she receives orders.

Vehicles - When you are relocating OCONUS the government will pay to ship only one vehicle (less than 800 cubic feet). You may take an additional vehicle but it will be at your personal expense and you may incur import taxes. Not all vehicles can be shipped OCONUS so the member should check with the Transportation Officer (TO) as soon as they receive orders. Leased vehicles and vehicles with liens (bank notes) require extra paperwork to ship. There are very specific guidelines that must be followed for shipping a vehicle including a list of items that may be left in the vehicle. The vehicle needs to be delivered to a designated port or vehicle processing station and will need to be picked up at the receiving port or vehicle station. Check to see what your designated shipping and receiving ports will be. The member may request a waiver to ship or receive a vehicle at another location BUT the member may be charged any extra fees incurred by the Coast Guard. It is highly recommended that you read the pamphlet “Shipping Your POV”. The pamphlet can be viewed online at www.sddc.army.mil (Go to the link for Personal Property/POV.)

Pets - Pets can create a unique situation when moving OCONUS. Some areas have quarantines on all pets entering for periods of up to six months (Hawaii is one of these areas). Most areas require proof that all shots are current and a Health Certificate, which was issued within the last 30 days. You are responsible for all fees incurred in transporting your pet as well as all quarantine fees. Fees can be several hundred dollars. It is best to check with the TRM, Transportation Office, Humane Society or Veterinarian at your new duty location. Many airlines impose pet transportation restrictions during the period May 15 to September 15 due to heat conditions and November 15 to March 15 in cold climates. It is important for you to check with the individual airlines and review their current pet policies prior to booking your reservations or actually traveling.

If there are mandatory quarantines and fees the member may request reimbursement of up to \$550 of the quarantine fees on their travel claim. This provision only covers mandatory quarantine fees. It does not cover any transportation, grooming or veterinary care for the animal. Receipts for the mandatory quarantine fees must be submitted with the travel claim.

OCONUS Entitlements:

In addition to the usual PCS entitlements these allowances may apply when moving OCONUS:

Temporary Lodging Allowance (TLA) -

- This is an allowance paid for OCONUS moves.
- It is to help offset the cost of temporary housing and meals.
- The allowance is based on local per diem rates, family size, lodging costs and availability of cooking facilities.
- If government quarters are available TLA is NOT payable.
- TLA is paid every 10 to 15 days for a maximum of 10 days for those departing from overseas and 60 days for personnel reporting overseas.
- If you go on leave, away from the new duty station, TLA is not payable.
- You cannot draw advance funds for TLA

Overseas Housing Allowance (OHA)

- Paid to service members who live in private housing overseas
- Designed to offset your housing costs (rent, utilities, recurring maintenance, move-in housing allowances)
- To apply you will need to check with the local housing officer in the new duty location.
- OHA may not cover all of your housing costs.
- Keep in mind that in many areas utilities are only billed once or twice a year so you will need to budget for your utility bills. OHA is reviewed every 6 months

Move-In Housing Allowance(MIHA) - This is another allowance paid to members moving OCONUS. It is designed to pay for non-refundable taxes or fees incurred in an OCONUS move. Rates vary by location and are not payable in all OCONUS locations. There are three types of MIHA.

1. MIHA Misc. - up front, lump sum payment covering the average move-in costs for the area.
2. MIHA Rent - used to pay acquisition fees, dollar for dollar reimbursement
3. MIHA Security - paid only in high crime/threat areas as determined by the Dept. of State

Overseas Cost of Living Allowance (OCOLA)

- This is NOT paid in all overseas locations
- It is paid when the cost of living (as determined by DOD) is higher than it is in the United States
- If you live in a COLA area and live on a ship or in barracks you receive less COLA because it is presumed that you have lower living expenses
- COLA does not affect the amount of OHA you receive

SHIPMENT OF HOUSEHOLD GOODS

Government Procured Shipment - The Transportation Office arranges for a moving company to come in and pack and ship your household goods. You may ship:

- A. Household furnishing
- B. Appliances
- C. Equipment
- D. Clothing
- E. Personal Effects
- F. Professional books, papers and equipment
- G. All other personal property

You cannot ship:

- A. Plants
- B. Building Materials
- C. Property for Resale or Commercial Use
- D. Live Ammunition or other hazardous materials
- E. Propane tanks for gas grills
- F. Cleaning Supplies
- G. Paints or solvents
- H. Other hazardous chemicals (nail polisher remover)

The Active Duty member will need to complete an “Application for Shipment and/or Storage of Personal Property” (DD 1299) and speak with a Transportation Officer. This application is very important because it deals with where the Household Goods will be picked up, the dates for packing and pick-up and any special information the moving company will need. You may request that Household Goods be picked up from two different locations but this must be indicated on the initial application for shipment. The application must also show any items that will need special crating or handling like boats, grandfather clocks, pianos, art, etc.

Remember to get the telephone numbers for the Transportation Officer, the moving company and the telephone numbers you will need to arrange for delivery of your HHG at the new location. If you are not having a door-to-door delivery you will need to call and arrange for delivery of your HHG when you arrive at your new location and have a delivery address. During peak transfer season it may take three weeks or more for delivery of your household goods so plan accordingly.

There is a weight allowance based on the sponsor’s rank. The following is a list of the maximum weight allowance in pounds according to pay grade for a PCS transfer.

Pay Grade	Without Dependents	With Dependents
O-6 to O-10	18,000	18,000
O-5	16,000	17,500
O-4; W-4	14,000	17,000
O-3; W-3	13,000	14,500
O-2; W-2	12,500	13,500
O-1	10,000	12,000

E-9	13,000	15,000
E-8	12,000	14,000
E-7	11,000	13,000
E-6	8,000	11,000
E-5	7,000	9,000
E-4 (over 2 yrs active duty)	7,000	8,000
E-4 (less than 2 yrs A.D.)	5,000	8,000
E-3	5,000	8,000
E-2; E-1	5,000	8,000

If you are moving OCONUS your weight allowance may be restricted. If you are weight restricted you can choose to have your household goods go into non-temporary storage or be transported to a different location. You should always check for weight restrictions on OCONUS transfers.

If you exceed your weight allowance you may be required to reimburse the government for the excess weight charges. Exceeding your weight allowance can be very expensive. You are billed for all services associated with the excessive weight, including transportation, storage, packing, etc. You can use an excel **weight estimator** (please remember this is only an estimate) at: www.sddc.army.mil (Please select the link for Personal Property/POV.)

You may also be responsible for any services that are not covered under the Government Contract. Some of these services may include: special crating (not crating associated with an Overseas move), not being available for pick up or delivery of your HHG at the designated times, shipping a boat over 14 feet as HHG or any other special requests made by you.

It may take 1 year or more, after you complete your move, to receive a bill from the government for excess weight or special service charges. Please make payment arrangements as soon as you receive the notification otherwise the Coast Guard determines the repayment terms.

Insurance

For moves within the continental United States you can arrange for insurance through the transportation office during the Household Goods Counseling Session. There are two choices: Option 1 is a “higher increased released value” insurance that provides you with a greater dollar amount of protection for individual items. Option 2 “full replacement protection” entitles the member to receive the full un-depreciated value of any items that are lost or destroyed. Both of these options will require out of pocket payment. The local transportation office will assist you with costs of these options during the household goods counseling session. Without full replacement value insurance you will settle your claim with the Coast Guard and receive the depreciated amounts on items lost or destroyed. There are also limits set on the amount the Coast Guard can pay per item. Without insurance the maximum total damage payout on a claim cannot exceed \$40,000. (“Families First” has been delayed.)

Storage

Storage in Transit - This is storage in connection with a move. It can be up to 90 days and is generally used when you are vacating your current housing early, do not have an address to ship your goods to or will have a delay before acquiring your new housing. The member may request an additional 90 days if necessary. By law the maximum storage in transit is 180 days.

Non-Temporary Storage - This is long-term storage of your property usually associated with an OCONUS or weight restricted move. Once items are put into Non-Temporary Storage you will not have access to the property until you request delivery. Often the items may not be stored in the same state you are currently in (they are sent to any government storage facility that has space available.)

Self-Procured Moves

There are actually two types of Self Procured Moves. In one case you contract with a moving company to come in pack and/or transport your household goods. The second type of Self Procured Move is when you are given allowances and make the move yourself utilizing an owned or rented vehicle. You must be counseled by the Transportation Officer prior to the move and have a counseling form signed by the TO. You must have the vehicle weighed before it is loaded and then again after loading. Weight tickets are required from certified scales. Receipts are necessary for all rental vehicles or items you are claiming for reimbursement. You will receive up to 95% of what it would have cost the government for a full contract move. If you know you may exceed your HHG weight limit this type of move may be beneficial for you. **Money for a self-procured move is taxed at 27.5% Please visit: www.fincen.uscg.mil/dity.htm for additional information.

Partial Self-Procured Move - You may choose to move a portion of your household goods in a vehicle with you. (If you are moving a boat you may want to consider this option.) You must have the vehicle weighed before loading and again after it has been loaded. Weight tickets from a certified scale are required and this must be pre-approved by the Transportation Officer. Total weight allowance between the contracted move and the partial self-procured move cannot exceed the member's maximum HHG weight allowance. You will not receive reimbursement for your partial self-procured move until after the contract HHG move has been complete. If you are over weight on your HHG move you will not receive any money for your partial self-procured move.

Due to a change in the "Joint Federal Travel Regulations (JFTR)" you can no longer move a motor home/camper and be reimbursed for it under this program. Motor homes are considered a POV and are reimbursed at a POV rate and campers/trailers are not considered HHG. Any expenses incurred in moving your camper/trailer are at your own cost.

Unaccompanied Baggage - You may be able to send a shipment to your new overseas location. This shipment should contain things you will need when you first arrive at the new location. The shipment may contain clothes, linens, and small appliances. The total weight is based on where you are relocating to and the member's rank. This entitlement is restricted to members moving OCONUS. (In most cases there is a 1,000 pound maximum limit for this shipment.)

Professional Books, Papers and Equipment (PBP&E) - Items that belong to the sponsor and are professional materials related to their Coast Guard job do not count toward the total weight allowance. Items in this category must be clearly identified and separated from the rest of your belongings so they can be weighed separately. The Transportation Office will give you a detailed list of what is considered professional books and equipment. PBP&E does not include private or personal equipment. It is limited only to items the Coast Guard member needs for the performance of official Coast Guard duties. Retirees and Separatees cannot claim Professional Books, Papers and Equipment on your final move.

Before the Packers Arrive

1. Contact your Transportation Office (TO). Schedule an appointment as soon as you receive your PCS orders. Get a copy of "It's Your Move" and read it. (You can download a copy of the pamphlet at: afmove.hq.af.mil/docs/itsymv.htm)
2. Review your insurance needs. Check your homeowners/renters insurance to see what is covered if a loss or damage occurs to your belongings during a move.
3. If you paid for increased valuation insurance or full replacement protection you will file claims directly against the carrier. The appropriate block must be checked on the moving paperwork or you aren't covered. Increased valuation or full replacement insurance must be elected at the time you receive your household goods counseling (if you pay for the coverage be sure the block is checked).
4. Prepare a High Value Inventory. List any firearms or items valued at over \$200 which will not be listed separately on the shipping inventory prepared by the carrier (anything that will be packed inside another box). Remember if you are moving OCONUS the word "gun" cannot appear anywhere on the inventory including the words "toy guns". Items to include on the inventory are:
 - china
 - art or figurines
 - jewelry (shipping jewelry is NOT recommended)
 - tools (be sure the big items are listed individually in case a claim is necessary)
 - sports equipment
 - electronics equipment

The inventory should include purchase dates, purchase prices, serial numbers and model numbers and pictures, if possible. This will help you provide a complete description should something be lost during shipment.

5. Document what you own. If you have a video camera, use it. Videotape each room showing furniture, pictures, wall hangings, etc. Open closet doors and drawers and make the video as complete as possible. Be sure to videotape all electronic gear and appliances, in use if possible, as well as all high dollar items. Be sure the date on the video camera is set to the

correct date as you are filming. If you do not have a video camera then take photographs of all of your high dollar items.

6. Identify what you don't want shipped. Separate things you don't want shipped and move them to an area that is off limits to the packers and movers. This area could be a vehicle, a friend's house or even the bathroom tub/shower. Also be sure to empty all trashcans or you may find unpleasant surprises when you arrive at your new location. Plan to take anything that cannot be replaced with you. This should include your inventories, financial records, birth certificates, photo albums, shipping documents (GBL, etc), and anything of sentimental value. The member may want to either take a set of uniforms or mail a set on to the new location. Remember you may be reimbursed for items you take with you if you go through the partial self procured move process.
7. Prepare a box of things that you want to take with you. Some items to consider are towels, washcloths, coffee maker, your Relocation notebook, maps, a telephone, infant supplies, pet supplies – anything you will need during your move or while waiting for your household goods to be delivered.
8. Review the list of items that the movers will not ship and make plans to either move those items yourself or dispose of them. Remember some things that the movers will not ship are: flammables, paints, aerosol cans, ammunition, cleaning solvents, nail polish and nail polish remover.
9. Clean out closets and drawers. Get rid of stuff you don't need or use. Use gallon zip lock bags to organize junk drawers for easy unpacking. Consider grouping like items in one place (baskets, towels, etc.) so they are packed together. Gather all remote controls into one container.
10. Get Appraisals - If you think you might have a problem replacing something get an appraisal before hand (antiques, one of a kind art, hand crafted furniture, etc). This will help to document if a claim becomes necessary. All appraisal costs are at your expense.
11. Be sure to get a copy of the Government Bill of Lading (GBL). If you purchased additional insurance ensure it is noted on the GBL. If your insurance is not noted on the GBL contact your TO immediately.
12. If necessary, make arrangements for parking for the moving van. Will you need permission from the Police Dept. to block parking spaces or do you need special permission from your apartment for the moving van to take up several parking spaces? Will the van have to block neighbor's driveways? Plan ahead to avoid problems on moving day.
13. Talk with the TO and know what the contract covers. In most cases the carrier is responsible for covering your furniture, disassembling furniture and packing. The contract does not cover crating (unless you are going OCONUS), pictures being removed from the walls or items being removed from attics or basements. If you have a problem contact the TO immediately.

14. Separate out the member's professional books, equipment and papers. These items should be packed separately and identified as professional items. The TO may order a separate weigh of items identified as professional items.

Packing Day

1. If the sponsor cannot be there on packing/moving day you will need to be listed as a consignee or have a power of attorney. Also be sure you have the Transportation Office contact information readily available.
2. If your spouse is unable to be present see if a friend can help you monitor what is going on. This is also a good time to be using the video camera to record how your stuff is being handled.
3. If you have kids or pets try to make other arrangements for them so they are not distracting you or interfering with the packing process. (The packing process can also be extremely stressful, especially for small children and animals.)
4. Remember to place items you don't want shipped somewhere off limits to the packers.
5. The military contract lists the hours for the packers as 0800 to 1700. You may mutually agree to allow the packers to work later than 1700 but this can only occur by mutual agreement between the packers and the sponsor/consignee. Also be sure you are available during these hours or you could incur a "dry run" charge. "Dry Run" charges are assessed by a carrier if they are unable to pack, pick up or deliver your HHG between 0800 and 1700.
6. A descriptive inventory should be made of your goods/boxes. Ensure that every piece of furniture, carton and item placed on the moving truck are properly identified with an inventory number and that the inventory number appears on the descriptive inventory.
7. When a high dollar item is packed (VCR, Stereo, TV, etc) be sure that it appears and is fully described on the inventory. The description should include the serial number. Also be sure that specific numbers of DVDs and CDs are listed. A generic CDs/DVDs entry on the inventory is not helpful should a loss claim be necessary.
8. Watch what is being noted on the inventory. In some cases new items will be listed as marred, scratched, etc. in an effort to reduce claims liability by the packer/carrier. If you disagree with any of the descriptions be sure you note it in the "Remarks/Exceptions" area on the inventory form. Also be sure to explain why you are disagreeing with what has been written.
9. Watch for cartons being marked "MP". This indicates that the member packed the item and the carrier is not responsible for the contents. All items marked "MP" are not covered by insurance or the damage claims process.

10. If you have items in storage totes the carrier may repack the items. It is solely the carrier's choice to ship the totes full or empty them. The totes, full or empty, should be put inside a cardboard box for shipping purposes.
11. Have zip lock bags and tape available for nuts, bolts, screws and other small furniture hardware. The bag can be taped to the furniture or all bags can be placed in one box that is clearly marked as "furniture hardware".
12. Before the packers/movers leave check all areas of your home to be sure everything has been packed.
13. Once you are satisfied that everything has been packed and inventoried sign the inventory sheet and be sure you get a legible copy. Do not sign blank inventory sheets.

Delivery Day

1. Once you have an address schedule delivery of your household goods. Delivery may take from a few days to several weeks, so prepare accordingly.
2. If necessary arrange for parking for the moving van. Will the truck be blocking others driveways, parking spaces, etc.? What kind of special arrangements do you need to make?
3. There should be at least two adults when your goods are delivered. One will be checking off the inventory sheet and one will be directing where goods are to be placed. It is a good idea to label the doors inside your new home so the movers will know which room things are being directed to.
4. As items are off loaded be sure to note obvious damage to any of your goods. Also note obvious damage to the cartons like holes or wet areas.
5. If a carton has obvious damage ensure it is, photographed, opened and inventoried before the movers leave.
6. The carrier is responsible for re-assembling items that were disassembled during packing.
7. The carrier is responsible for unpacking all cartons and removing all packing materials. This can be waived but be aware you will be responsible for disposing of all of the packing materials. Some carriers will agree to return and pick up the packing materials.
8. The carrier is only required to unpack the cartons they are NOT required to arrange your items. They are also only required to "place" items once.
9. Start taking pictures of any damaged items.

10. Note all losses or damage on the form given to you by the carrier. This should be filled out before the carrier leaves on the “FRONT” side of the pink form. List each item damaged separately.
11. Notify the TO as soon as possible about damage or missing items.
12. **You have a 60-day time limit to submit your first damage claim.** The time starts on the date your goods are delivered.
13. Once you file notice of a claim an Investigating Officer (IO) will be assigned to your claim
14. If your HHGs are delivered after the delivery date you may be able to file an “inconvenience claim” against the carrier. Contact your TO for further information.

Post Move

At the conclusion of the PCS the member will need to file a travel claim. If the member requires assistance completing the travel claim or has questions he/she can contact their YN. Some questions may be answered by visiting the PSC web site at <http://www.uscg.mil/hq/psc/tvl.htm>

Damages And Estimates

If you have damage or losses an estimate may be necessary. For claims less than \$50.00 no estimates are necessary. For items between \$50 and \$200 one estimate is necessary. For all items over \$200 at least two estimates are required. If you are unable to get estimates you will need to discuss this with the IO.

All estimates need to provide:

- a. price of materials and labor listed separately
- b. the estimate must distinguish between the cost of new repairs and pre-existing damages
- c. each item must be listed separately
- d. pickup and/or delivery charges must be listed as a separate item
- e. if an estimate fee or appraisal charge was made it must state whether such fee/charge is deductible from the repair or replacement costs.

Immediate repairs may be authorized if the item is essential to the household. Such items would include washers, dryers and refrigerators. Contact the IO for specific information on an immediate repair situation.

Don't throw away damaged items. The only exception to this is hazardous items such as broken glass. Otherwise the IO must have the opportunity to view the damage property and the carrier has the right to request the damaged property if you are reimbursed.

The Coast Guard cannot pay you more than \$40,000 on a claim and there is a limit on how much you can be paid on certain items. For example you cannot be paid more than \$2,000 per furniture item or \$4,000 per furniture set.

Remember the Coast Guard will not pay you for items damaged during a Self Procured Move. Also keep in mind that the Coast Guard does not pay all claims that arise from a move. Consider insurance. Questions concerning the damage claim process or estimate should be directed to the TO.

If you have damage to your property you should contact the Transportation Officer as soon as possible to start the Damage Claim Process. You have 60 days from the date of delivery to begin your damage claim and there is a 2 year statute of limitations from the date of delivery for all damage claims.

PEOPLE AND PETS

Now that we've covered the mechanics now let's talk about the other aspects of the move, the people and pets.

Pre-move things that need to be considered:

Are you employed?

- Start thinking about when and how you will give notice to your current employer.
- Get written letters of reference and/or letters of introduction. If possible have your references sign several originals and don't date the reference letter.
- Check with your current State Unemployment Compensation Division to see what are considered acceptable reasons for leaving your job. Remember not all states recognize PCS transfer of a spouse as a valid reason for leaving your job. This will help prepare you for whether or not you will be receiving unemployment compensation at the new duty station.
- Can you transfer with your current company to the new location? Are there telecommuting opportunities with your company?
- Are there jobs in your career field at the new location?
- Will you need to have a driver's license in the new state to be employed?
- Do you want to continue in the same field or is this your opportunity to change careers?
- Who are the major employers in the new location?
- Have you considered being an independent consultant or working from home?
- Do you want to start work right away or will you be taking some time off?
- Are you willing to work for a temporary agency? (Keep in mind that some companies use temporary agencies to hire all of their new personnel.)
- What type of military, state or local employment assistance programs are available in the new area?
- Do you have a current resume? (Your local TRM can assist you with your resume, interviewing skills and career assessments and all other career/employment issues.)

Do you have children in school or about to enter school?

- Obtain copies of school records or gather the information necessary to acquire the records when you register at the new school.
- Contact the new school to see what you will need to register.
- When can you actually register the student?
- What services are offered to transferring students? Is there a newcomer's guide or an ambassador program?
- Remember to get copies of their immunization records and check to see if they will need a school physical or additional shots before they can be registered.
- Check school calendars. When does school start? Is it a traditional school or one on a year round schedule? Is there block scheduling?
- What kind of proficiency testing is your child required to take?

- For high school students take copies of the course description booklet and what text books the child has worked in.

Other ways to help your children:

- Explain clearly to the children why the move is necessary.
- Familiarize the children with the new area as much as possible, use maps, newspapers, photographs, etc. The Internet may be a valuable tool for accomplishing this task.
- Make the move an adventure.
- Give advantages about the new location; amusement parks, sports teams, anything that is of interest to your child.
- Get information on activities available that your child enjoys; scouts, soccer, swim team, etc.
- Let your child talk about their feelings and any fears about the new place but don't push.
- Make a scrapbook of special remembrances with pictures and mementoes.
- Consider getting a pen pal, possibly another Coast Guard child, in the new area.
- Try to keep routines as normal as possible.

What can you do for your pets?

- Remember pets are sensitive to changes in their environments. They may become alarmed and run away or start unpleasant pet behaviors like urinating in the house.
- If possible board them or have someone else take them while the household goods are being packed.
- Keep the pet's schedule as normal as possible. (Feedings, walks, etc)
- Prior to the move find out about pet regulations for your new area. Is there a quarantine period and how long is it? Any restrictions on the number or type of pets allowed in housing? Are there breed restrictive laws in the area?
- What are the local ordinances in the new area with regard to pets? Is there a leash law? Can pets be kept outside at night? Do pets need to be registered?
- Contact your vet and have a complete checkup before the move. This is also a good time to get a Health Certificate to take with you (as long as it is within 30 days of your move.)
- Get a copy of the animal's shot record to hand carry with you.
- As soon as you have a new address update your pet's ID tags.
- Set aside the animal's bowls, an unwashed blanket, toys and other familiar objects to have on hand as soon as you move in.
- Find a new vet (you can ask your current vet for a referral in the new location) however be sure that you like and feel comfortable with your choice.
- Check for hazards in the area that you may not have had to deal with in the past like ticks, fleas, poisonous plants, etc.
- If you are flying, check with your airline on pet travel restrictions. Many airlines will not transport your pets between June 15 and September 15 or November 15 and March 15 due to temperature issues. What are your alternate arrangements?
- Check out www.petswelcome.com and www.petfriendlyhotelsandtravel.com for pet friendly lodging locations.

Financial Planning for your PCS

Step One: *Consider fluctuations in pay*

- ☞ **Anticipate any decreases in monthly income, loss of a second income or going from a two-income to a one-income family.** Live off your military paycheck for awhile so you can get used to one paycheck. If possible, use your extra income to reduce debt and build up your savings.

Step Two: *Prepare for expected and unexpected relocation costs*

- ☞ **Estimate the total cost of your moving expenses**
- ☞ **Prioritize your list.** Create a list of items you will need now and want later.

Need right now

Rent /Utilities Deposits
Pet Deposit
Temporary Lodging \$

Want later

New Living Room Furniture
New Curtains/Drapes
New Car

- ☞ **Prepare a list of moving allowances you will receive during your PCS move**
- ☞ **Evaluate your present and projected financial situation**
- ☞ **Strive to reduce your debt load**
- ☞ **Increase saving, to cover expected expenses that are not paid by moving allowances** (new appliances, new vehicle, home furnishings, etc.)
- ☞ **Fill in the *Relocation Budget Worksheets* to reflect your new budget and savings plan.** Make sure your expenses are not more than your income. If they are, adjust figures to suit your situation.
- ☞ **Before requesting Advanced Pay** ensure that you can afford the repayment amount. Remember you may be experiencing a number of changes to your pay at your new duty location.

Settling In to your New Location

You may have unique opportunities to live in different parts of the country and experience differences in the way of life. Be sure you are taking advantage of what each new area has to offer.

Consider volunteering – There are many ways to participate in the new community. There is a great need for volunteers everywhere and your time can make a big difference. Examples of volunteer opportunities include local schools, churches, shelters, hospitals and soup kitchens. Other places to consider are the local libraries, service organizations and the American Red Cross. Joining as a volunteer will help you learn more about the community. It will also give you the chance to meet new friends and may lead to future employment. For some ideas visit www.volunteermatch.org

Explore the area – Experience the food and lore of the area. The local library will often have books on the area including the history of the town. Often the local newspaper will highlight local events and attractions. Don't put off experiencing the local culture because you may find that a three year tour at the unit become a one year tour.

Driver's Licenses - Depending on the state you have relocated to you may have to obtain a new driver's license. Some information can be found at: http://www.uscg.mil/legal/la/topics/consumer_and_contract_matters/automobiles/drivers_licenses.htm Also, vehicles that are only in the spouse's name are not covered by the Servicemen's Civil Relief Act and are subject to all applicable state vehicle registration laws.

Spouse Clubs - In some areas there are active spouse clubs that may afford you the opportunity to meet new people, volunteer or even learn new skills. If you are unsure if a spouse club exists in your area you can contact the Work Life office for more information.

Classes – Even if you aren't interested in going back to school for a degree many areas offer community education classes in a large variety of subjects. Most school districts offer an adult education division who can assist you in locating local classes.

If you are having difficulties adjusting to the new life circumstances remember you are entitled to up to 6 free counseling sessions through EAP. Sometimes just talking things out will help you to see things from a different perspective. 1-800-222-0364.

MORALE, WELFARE AND RECREATION (MWR)

Each unit's MWR will vary according to size of the unit, population at the unit, interests of the service members, geographic location of the unit, activities available in the surrounding area and money available for MWR purposes. Morale money is based on the number of active duty billets (not personnel) at a unit. Each unit has a morale representative who can provide you with a list of local services.

Some of the MWR activities throughout the Coast Guard include:

Morale Lending Locker - a supply of morale gear, which can range from camping equipment to trailers, available for check out and use by military members and their families.

Gymnasiums and Recreational Centers

Swimming Pools

Bowling Centers

Clubs that offer food and beverage operations or other social events

Craft Shops - Ceramics, woodworking, auto shops, etc.

Discount Tickets for local movies and attractions

Ticket reimbursement programs for concerts, plays and other cultural events.

MWR Cottages And Recreation Facilities:

Have you ever wanted to stay at a lighthouse or how about a cabin in Lake Tahoe? The Coast Guard, and the other military services, maintain areas available for rent through the Morale Program. To find out more about the facilities or program you can visit the Headquarters web site at www.uscg.mil/mwr/cottages/recreationallodging.htm . Some general things to be aware of are Plan Ahead! Reservations are necessary and most facilities don't allow pets. The Coast Guard facilities include:

Kodiak, AK – 40 room guesthouse with hotel style rooms and family suites. This is a non-smoking facility. Reservation Info: 907-487-5446 Ext. 1

Kodiak, AK - 4 RV pads with electric, septic and water. Detailed information on the Kodiak facilities can be viewed at www.kodiakmwr.com. Reservation Info: 907-487-5446 Ext. 1

Channel Islands, CA – 10 self-contained RV pads (no sanitary hookups) located in Oxnard, CA. Open year round. Reservation Info: 805-984-7705

Lake Tahoe, CA – Located on the grounds of Station Lake Tahoe. 2 A frame cottages each with a 2 bedroom downstairs apt that sleeps 8 and a 1 bedroom upstairs apt. which sleeps 8. Open Year Round. Reservation Info: 530-583-7438

Lake Tahoe, CA – North Shore Condo on the North Shore of Lake Tahoe. This is a 3 bedroom condo which sleeps 10 people. Reservation Info: 510-437-3578.

Lake Tahoe, CA – South Shore Condo on the South Shores of Lake Tahoe. A 3 bedroom condo which sleeps 8 and is available year round. Reservation Info: 510-437-3578.

Novato, CA – Temporary Guest Housing located on the old, historic Hamilton Field Air Force Base. Open year round. Hotel style rooms with double beds and private bath, with access to a fully equipped, shared kitchen. Reservation Info: 415-506-3130.

Petaluma, CA – Guest housing with 19 rooms, there are no cooking facilities. Open year round. Reservation Info: 707-765-7248.

Petaluma RV Park, CA - RV sites have Electrical, Water, and Cable TV hook-ups at each of the 6 sites. Each site also has a fire pit/grill and a wheel chair accessible picnic table. A sewage dumping station is on base 1/2 mile from the park. Open fires are not permitted except for fires from grills or camp stoves. Pets are allowed, but must be kept on leash. Owners must clean up after pets daily. Open Year Round. Reservation Info: 707-765-7348

San Pedro, CA – Point Fermin Guest Quarters. A 2 bedroom guesthouse that sleeps 6, overlooking the Pacific Ocean. Reservation Info: 310-732-7444.

New London, CT – Munro Hall Guest Quarters located on the grounds of the Coast Guard Academy offers 70 twin bedded rooms and is available year round. Reservation Info: 860-444-8664.

Marathon, FL - Situated on Vaca Key in the heart of the Florida Keys there are 4 one bedroom cottages and 4 paved RV spaces. Temporarily Closed. Information: 305-535-4565

A/S Cape Cod, MA - There are several options for lodging on the base. With 17 suites and 12 townhouses the lodging ranges from a 2 bedroom townhouse to vacation apartments. Reservations for vacations may be made 15 to 30 days in advance depending on the season. Info: 508-968-6461.

Cuttyhunk Island, MA - One 4 bedroom upstairs apt. and a 2 bedroom downstairs apt. Reservations are very difficult during peak summer season. Transportation to the island is via a private boat lines and is passenger only. A small convenience store is the only facility on the island. Open Memorial Day to Labor Day. Reservation Info: 617-223-3181.

Martha's Vineyard, MA – West Chop Lighthouse Recreation Facility. This is a 3 bedroom, 1 ½ bath house located on a bluff overlooking the beach. It is open year round. Reservation Info: 508-968-6461.

Nantucket, MA - One 3 bedroom home that will sleep up to 10. Open year round. There is a 2-day minimum and 7 day maximum reservation for this facility. Reservation Info: 508-968-6461.

Baltimore, MD – CG Yard Family Transient Lodging. 10 units with 1 to 3 bedrooms. 5 units have kitchens and 5 units have no kitchen facilities. Limited reservations with preference given to those PCSing to the area. Reservation Info: 410-636-7373.

Point Betsie, MI - A 2 bedroom ranch house that sleeps 6 near the Point Betsie lighthouse, the beach is 200 yards from your back door. Open year round. Reservation Info: 616-850-2510.

Cape May, NJ – Temporary Housing Facilities. 6 two bedroom cottages located on the grounds of the Coast Guard Training Center. Preference is given to PCS and TDY personnel. Reservation Info: 609-898-6922 or www.uscg.mil/hq/capemay/

Townsend Inlet, NJ - A Victorian home that has been divided into four apartments with a community kitchen and dining room (2 of the apartments share a common bath). Open year round. This is a Non-smoking facility. Reservation Info: Dec – Feb 609-677-2028; Mar – Nov 609-263-3722.

Staten Island, NY – Fort Wadsworth Guest Quarters. A guest house, that was formerly a family housing unit, contains one 2 bedroom apt. and one 3 bedroom apt. Parking is shared with the Navy Lodge. This is a non-smoking facility. Reservation Info: 718-354-4407

Elizabeth City, NC – 6 two-bedroom mobile homes that sleep a maximum of 4 people. There are also 3 cabins and 14 full hook-up camper spaces. Open year round. Reservation Info: 252-335-6886.

North Bend/Coos Bay, OR – A 3 bedroom, 2 bath home located 15 minutes from the Oregon Dunes National Park. Reservations: 541-756-9201.

Yorktown, VA – Cain Hall – dormitory style housing, with 2 beds, TV and private bath, located on the base at the Yorktown Coast Guard Reserve Training Center. Reservations may be made 7 days in advance. Info: 757-856-2378.

Westport, WA – Westport camping and RV park located at the Grays Harbor Lighthouse. Open April through October. Reservation Info: 206-217-6357/6359.

Rawley Point, WI – 2 two-bedroom rental units (upper & lower), each sleeps 8, located adjacent to the lighthouse in the Point Beach State Park. This is a non-smoking facility. Open year round. Reservation Info: 414-747-7185

Sherwood Point, WI - A 2 bedroom cottage that sleeps 8, overlooking the bay. There is a minimum 2-night stay. This is a non-smoking facility. Open year round. Reservation Info: 414-747-7185.

Aquadilla, PR – 1 five-bedroom home, 29 three-bedroom homes and 2 two-bedroom deluxe lighthouse cottages. Located on the northwest tip of Puerto Rico. (Recreation gear is available for rent.) Reservation Info: 787-890-8492

Rio Baymon, PR – Guest Housing. 3 two bedroom, 2 three bedroom and 1 four bedroom units. Reservation Info: 787-774-0298.

Remember DOD also offers morale cottages and temporary lodging opportunities.

Navy MWR Cabins & RV Parks: <http://www.mwr.navy.mil/mwrprgms/cabin.htm>

Army RV Parks & Campgrounds: <http://www.armymwr.com/portal/travel/paths/>

Marine Corp. Recreational Lodging: <http://www.usmc-mccs.org/lodging/pocs.cfm>

Space Available Travel

Space Available Travel (Space-A) means that the member and family can travel on a military aircraft when seats are available. There are restrictions but if you can take advantage of this, it is a great deal. The most important thing to keep in mind is that this is a privilege not an entitlement.

Eligible dependents can only fly to and from overseas destinations (OCONUS). The good news is Alaska and Hawaii are considered overseas locations. Dependents can travel on flights that have a stop in the US as long as the final destination is overseas.

- The service member must register for the Space-A flights.
- All passengers need a valid military ID card.
- Passports, visas, and immunization records are required.
- You can register for a maximum of 5 destinations.
- Travel is on a first come, first serve basis according to the priority of each passenger.
- Space A passengers can be bumped from a flight at any stop for priority passengers.
- Service members on leave cannot sign up prior to the effective date of their leave.
- Each passenger is allowed 2 pieces of luggage totaling 66 pounds. If you are traveling on a small aircraft the luggage may be restricted.

There are many good web sites on Space-A travel available on the Internet or you can contact the Passenger Operations Section at the closest military airfield. Many bases maintain their own Space-A travel pages where you can locate the most up to date information. Some to try are:

Public.charleston.amc.af.mil

Public.amc.af.mil/library/spacea/spacea.htm

www.military.com

Shades Of Green (SOG)

A hotel located on Disney World property in Florida specifically set aside for military members, their families. While staying at SOG military families receive all the benefits of staying at a Disney Resort. There are 586 rooms offering two queen beds, a sofa bed and bath which accommodate up to 5 persons per room. Family suites which sleep up to 8 are available. This is a smoke-free resort. There is complimentary transportation to the Magic Kingdom, Animal Kingdom, EPCOT and MGM Studios. The resort also boasts an outdoor pool, kiddie pool, tennis courts and even a golf course. At certain times during the year, reservations can be hard to come by so plan ahead. Reservations are accepted up to 53 weeks in advance. If you are flexible you may be able to get quick reservations due to a cancellation. If SOG is full ask about their "Hotel Referral Program" where they book you into another Disney Property at SOG rates. Rates are on a sliding fee schedule based on the sponsor's rank. The reservation phone number is (407) 824-3400 or 1-888-593-2242. For more information go to www.armymwr.com/shades/index.html or www.allearsnet.com/acc/faq_sog.htm

Tickets for the Magic Kingdom, EPCOT and MGM can be purchased at the front desk and vacation packages are available. Also check with your local MWR or the MWR at ISC Miami for packages that may be available.

Hale Koa Hotel – Honolulu, HI

The Hale Koa Hotel is located on the beaches of Waikiki. There are 817 spacious rooms, most of which offer views of either the Pacific Ocean's pounding surf or the majestic beauty of the Ko'olau mountain range. For children, there's always something to do at the Hale Koa! They offer swim lessons, tennis lessons, the popular Magic in Paradise Show, a beautiful one-third mile white sand beach, a kiddie pool, children's menus in the restaurants and board games (available for check-out) at the fitness center. In addition, a list of highly qualified sitters is available at the front desk for your review upon arrival. The Hale Koa accepts reservations up to 365 days in advance by calling 800-367-6027. The hotel also offers a limited referral program to other area hotels if they are unable to accommodate your reservation. Additional information is available at: www.halekoa.com

Seward Military Resort – Seward, AK

Motel room, townhouse, and log cabins the Seward Military Resort has them all. 120 miles south of Anchorage the resort is accessible by car or the Alaska railroad. The resort is open year round and reservations can be made up to 1 year in advance. Want to plan that Alaska get away. Get more information at: <http://www.sewardresort.com/>

Armed Forces Vacation Club (AFVC)

The AFVC is available worldwide. The goal is to provide affordable vacations while returning a commission to the local MWR program. Seven night resort condos and cruises are offered for a low weekly price. It is important to be as flexible as possible when making your vacation plans because these resorts are on a "space available" basis. Currently the weekly fee is \$299 for a

resort condo that sleeps 4 to 8 people. A new addition is cruises. So check to see if your dream location has openings. You can search available resorts on line at <http://www.afvclub.com> Check with your local morale representative for more information.

Kilauea Military Camp (KMC) Joint Services Recreation Center

KMC is a military camp within the confines of the Hawaii Volcanoes National Park. One, two and three bedroom cottages and apartments are available. Rates are based on the sponsor's rank and the type of accommodation desired. Addition information including rates and amenities can be found at: <http://www.kmc-volcano.com/about.asp>

Edelweiss Lodge and Resort

Located just outside Garmisch, Germany in the Bavarian Alps you will find the Edelweiss Armed Forces Recreation Center. This site has a lodge and vacation village. You can choose for hotel accommodations, camping or cabins for your Alpine vacation. Additional information can be found at: <http://www.edelweisslodgeandresort.com/highlights.html>

New Sano Hotel

The New Sano is located in the heart of Tokyo, offering a variety of accommodations and restaurants. Rates are based on the sponsor's rank and currently range from \$40 to \$90 per night. Reservations can be made up to 1 year in advance. <http://www.thenewsanno.com/>

Dragon Hill Lodge

The Dragon Hill Lodge is located in Seoul, South Korea, just north of the Han River. The 394 guest rooms and suites feature a sumptuous yet casual, contemporary decor with elegant furnishings and are specifically designed with comfort and convenience in mind. Each offers a queen-size bed and a sleeper sofa, private baths, color television with satellite channels, radio to include Cinemas and HBO, VCR, DVD player, direct-dial telephone, ironing board, coffee maker and fireproof safe. Each room has hi-speed broadband Internet access ability. The hotel also offers a first class health & fitness club. Reservations can be made up to 6 months in advance. <http://www.dragonhilllodge.com>

United Services Organization (USO)

The USO has been around since 1941. They can be found in many large airports and are often present in the community. The USO can offer maps, assistance with local hotels and many times offer discounted tickets to local attractions. USO centers in airports may also provide coffee, pop and a place to wait for your plane. To find out more information, or to see if there is a USO in your area call the USO World Headquarters at (202) 610-5700 or visit them online at <http://www.uso.org>

DEPLOYMENTS

If your spouse has to leave for an extended period of time, all of the responsibilities become yours. Before this happens you need to work out a family plan. Here are some areas to discuss:

Major Household Chores – Who will take care of the major household chores like lawn care? What will you do if an appliance breaks down? What happens if the car stops working?

Finances – Do you have a schedule of payments? When are the bills due? How are bills paid? Have allotments been started for reoccurring payments? How much money will the active duty member have available during the deployment? What account will the money come from?

Power of Attorney – Do you have a recent power of attorney? Have you checked with your financial institution to ensure they will accept a power of attorney for any financial matters that may occur? If they won't accept a POA what are your options to gain access to the finances?

Children – Have you explained to the children that a long separation is coming up? How will the member keep in contact with the kids?

Create a Disaster or Family Care Plan – Agree on a mutual friend or family member that would not be affected by a local disaster, such as a hurricane or tornado, to be a contact point.

- Do you know what the local evacuation plan is?
- Where would you go if you have to be 3 or 6 hours away from home to avoid danger?
- What arrangements have you made for your pets?

Do you have a support system in place – Who can you call for emotional support? What other resources are available to you while your spouse is deployed?

Your local Work Life staff has many resources available to assist with upcoming deployments. Be sure you are using all of your resources. Also, if your unit offers pre-deployment briefings it is recommended that you attend.

There are also community programs that may be able to assist you while your loved one is deployed. The Veterans' of Foreign War (VFW) offers a program called VFW Family Support Centers. These VFW posts provide support services and emergency aid to family members of deployed service members. For additional information as well as a list of participating posts visit www.vfw.org

RESERVE FAMILIES INFORMATION

A great resource for reserve families is the Coast Guard Reserve Homepage. This page can be accessed at: <http://www.uscg.mil/hq/reserve/reshmpg.html>

Tax Information: There are some tax benefits that apply to Reserve Component members. If you have any questions about your specific tax situation, consult the IRS or a tax professional.

Some of the areas that may be available for deduction are un-reimbursed reserve travel expenses; lodging not furnished by the reserve; out of pocket meals; deductions for uniforms, uniform accessories and maintenance of uniforms; deductions for dues in professional societies related to the reserves; and subscriptions to reserve related periodicals and purchase of books.

VA Benefits: A reservist who serves on active duty, other than for training, is eligible for the same VA benefits as any other veteran including those for dependents and survivors.

ESGR: Employer Support of the Guard and Reserve is a Department of Defense (DoD) agency established to gain and maintain active employer support for reservists. The ESGR has programs and services available to educator reservists and employers concerning employment and re-employment rights. More information on ESGR is available at www.esgr.mil or 1-800-336-4590.

USERRA: Uniformed Services Employment and Reemployment Rights Act enacted in 1994 provides employment and reemployment rights to service members and prohibits workplace discrimination against Reserve members.

In order to qualify for protection under USERRA the service member must meet the following requirements:

1. Provide prior notice to your employer that you are leaving to perform military service. Preferably this notice will be given in writing and the member will retain a copy for their records.
2. Serve under honorable conditions
3. Return to work:
 - a. on the next scheduled work day following release from the military, to include safe travel home and 8 hours of rest, if you have served 1 to 30 days;
 - b. apply for reemployment within 14 days after expiration of military orders if you have served 31 to 180 days; or
 - c. apply for reemployment within 90 days after expiration of military orders if you have served over 180 days.

To maintain protection under USERRA, your cumulative length of service that causes your absence from an employer may not exceed 5 years. There are exceptions to this rule and you should check with the U.S. Department of Labor in the state you reside.

If you meet the requirements outlined above you are entitled to the following USERRA protections:

Military Leave of Absence – your employer is required to provide you sufficient time off to meet your military duty requirements. You may choose to use your earned vacation time however your employer may NOT require you to use your vacation time.

Prompt Reinstatement – The position you are reinstated into will be the job you would have held had you remained continuously employed (this normally will be the same job you left) or if you were away for more than 90 days it will be the same job you left or a position of like seniority, status and pay.

Accumulation of Seniority –You are entitled to the same seniority-based rights and benefits (including pensions) that you would have attained had you remained continuously employed.

Protection Against Discharge – For a limited period of time after returning from 31 days or more of military service, you cannot be discharged except for cause.

Reinstatement of Health Insurance – Health benefits are reinstated immediately upon reemployment with no waiting periods or exclusions for pre-existing conditions.

Training and Retraining – If you are no longer qualified due to technology advances, your employer must provide the necessary training to update your skills or retrain you for a new position.

Protection Against Discrimination – You cannot be discriminated against in the hiring, reemployment, retention, promotion or other benefits of employment. In addition employers are prohibited from reprisal against anyone who exercises their USERRA rights or anyone who assists in the exercise of those rights.

Reserve Retirement: Retirement for a reservist is based on a point system. A creditable retirement year is a year in which the reservist earns at least 50 retirement points. When a reservist completes at least 20 years of creditable service and chooses to transfer to the Retired Reserve the reservists age will determine the benefits available to them.

Gray area retirees are those Retired Reserve members under the age of 60. Gray area retirees receive commissary and exchange privileges, the use of available MWR facilities and limited space available travel.

At age 60 Retired Reserve members become eligible for retired pay and medical benefits. Approximately 6 months prior to reaching age 60 the reservist must apply for retirement pay. Retired pay for a reservist normally begins on his/her 60th birthday. Reservists may access the necessary forms and retirement guide at www.uscg.mil/hq/psc.

The **Reserve Forces Almanac** is a great resource for reserve rights and benefits. Often they are available from reserve units, the Force Optimization and Training Branch at the Integrated Support Command or from the Transition Manager at Work Life.

SEPARATION/RETIREMENT TIME LINE:

180-150 Days (earlier is better)

- Attend a Transition Assistance Program (TAP) (2 years before is optimal)
- Schedule Pre-Separation counseling
- Develop an Individual Transition Plan (ITP) – identify needs and gain referrals
- Develop a Financial Plan – look at your current finances (how long can you survive before you HAVE to take a job?)

120-90 Days

- Begin the paperwork for the DD214
- Visit with the Career Development Advisor (CDA) and discuss any educational plans and/or tests you would like to complete
- Schedule your physical
- Look into the Transitional Healthcare Options
- Submit your request for Leave and/or Permissive TDY

90-60 Days

- Get counseling on your transportation entitlements
- Schedule your dental exam
- Request copies of your personnel, medical & dental records
- Visit District Legal for advice, wills, etc.

30 Days

- Visit a VA Rep to discuss Federal Veteran’s Benefits available to you
- Contact a Vet Rep. In the State where you will be residing to see what State Veteran’s Benefits are available to you

Benefits & Entitlements:

Benefit	Retiree	Voluntary Sep.	Involuntary Separation**
Excessive leave & Permissive TDY	May be granted 20 day TDY (30 days OCONUS)	Not eligible	Choose either 30 leave OR 20 TDY
Travel & Transportation	Home of Selection	Home of record OR place first enlisted	Home of selection within the Continental United States
Shipment & Storage of HHG	must be used within 1 year from final day of active duty	within 6 months to HOR or place first enlisted	must be used within 1 year after release for active duty
180 Day Housing Extension	May request extension based on local housing status	Not eligible	Based on a space available basis at a rental charge equal to BAH
Commissary & Exchange Privileges	Unlimited	Not eligible	Up to 2 years after separation

** With specific separation codes

PLANNING FOR SEPARATION AND WHAT TO EXPECT

There are two types of Separation. One is voluntary where the member decides that they want to leave the service after completing their enlistment. The other type is Involuntary Separation. Involuntary Separations can be for medical reasons, unsuitability, or a variety of other circumstances. If the Involuntary Separation is due to medical reasons, prior to a medical discharge, a member would go before a medical board to have their condition evaluated.

Members should contact the Transition & Relocation Manager as soon as possible to discuss the services they will be receiving and the availability of a TAP class.

All members leaving the Coast Guard are required to receive “Pre-separation Counseling” with completion of a form DD 2648 at least 90 days before separation/retirement. This counseling covers all the services and benefits that are available to someone leaving the service.

WHEN IT’S TIME TO SEPARATE

Don’t wait until the last minute to start planning. There are many decisions that need to be made, paperwork to complete and actions to be taken. The following is a brief overview of **some** of the things you will need to consider. The member should always speak with the TRM and, if possible, attend a Transition Assistance Program (TAP) Seminar before they get out.

Transitional Health Care:

Voluntary Separates and their families are not eligible to use Military Treatment Facilities or TRICARE after their last day of Active Duty. The member can purchase extended Transitional Health Care Insurance for up to 18 months of coverage through the Continued Health Care Benefit Program (CHCBP) and has up to 60 days after separation to enroll in CHCBP.

Continued Health Care Benefits Program (CHCBP):

- It is transitional medical coverage
- It is purchased in 3 month blocks for up to a TOTAL of 18 months
- It covers pre-existing conditions
- It has a 3rd party administrator
- The member has 60 days after separation to purchase the plan
- Applications, premium rates or more information is available at 1-800-444-5445, option 4

On the last day of active duty the member and family lose all benefits for commissary, exchange, morale, medical and dental programs and services that have been provided. This should be planned for.

Members who are being involuntarily separated need to speak with the TRM. There are certain services and benefits that may be available to them based on their separation code. Pre-Separation Counseling should be scheduled as soon as possible and, if possible, not less than 90 days before leaving the service.

WHEN IT'S TIME TO RETIRE:

After 20 years an active duty member is eligible to retire. Retirement is hard work. Don't wait until the last minute to start planning. There are many decisions to be made, paperwork to fill out and actions that need to be completed. The following is just a brief view of some of the things that need to be accomplished. The member should speak with the TRM. If possible, the member is encouraged to attend a Transition Assistance (TAP) Seminar prior to getting out.

Transition Assistance Program (TAP) seminars are provided throughout the Coast Guard. A schedule is available from the Work Life Office. The seminar is generally 4 days in length covering VA benefits, job search techniques, resume writing, interviews, financial planning, benefits and entitlements, and pre-separation counseling. A recommendation, when possible, is to attend your TAP seminar 2 years prior to your projected retirement date. Spouses are always welcome to attend TAP seminars.

One of the most important pieces of paper the member will receive is the DD-214. When the member is given their DD-214 worksheet they need to go over it carefully and bring any problems or omissions to the YN. The actual DD-214 will be prepared from this worksheet. Once the DD-214 is issued the member should keep it in a secure place like a safety deposit box or safe. If the DD-214 is lost, it can take several months for a replacement copy. The DD-214 is necessary for Veteran's Benefits and Entitlements, including preference points in some federal and state hiring situations, the home loan guarantee program, educational programs and burial benefits.

Should the DD-214 be lost the member can request duplicate copies from the National Personnel Records Center, Military Personnel Records, 9700 Page Blvd., St. Louis, MO 63132-5100 or by visiting vetrecs.archives.gov

The member should ensure he/she has a complete copy of his/her medical record before leaving the service. This copy should include medical information from all civilian providers. After the member leaves the service the medical records are shipped to the National VA Center in St. Louis. It can take several months to obtain copies after the member retires. This will be even more important if the member is filing a disability claim with VA.

Life Insurance: For the first 120 days after the member retires the member and any eligible dependents are covered by SGLI and FSGLI. On the 121st day all SGLI and FSGLI cover cease. To continue life insurance the member must elect some form of life insurance on their own.

One option is Veteran's Group Life Insurance (VGLI) which is a 5 year renewable term policy. VGLI is for the retiree only. Eligible family members must be covered by a commercial company either converted from FSGLI or one that is obtained on their own.

Retiree Medical: Retirees and their dependents begin to utilize Retiree Health Care on their first day of Retirement. You will need to see what programs are available in the area where you are planning to live after retirement. Remember as a Retiree you are automatically covered under TRICARE Standard but must enroll and pay yearly premiums for TRICARE Prime or USFHP (if

available in your retirement area). Retirees **cannot** use TRICARE Prime Remote. TRP is only available to active duty families.

Retiree Dental -Retirees have the option to purchase Delta Dental insurance. The monthly premiums for Delta Dental are based on the zip code where the retiree lives and the number of people being insured. Dental premiums can be set up as a deduction from the retiree's pay through Delta Dental. For premiums, coverage and additional information visit www.trdp.org

Survivor's Benefit Plan (SBP): You will also need to discuss the Survivor's Benefit Plan (SBP) with your spouse and decide if this is the right thing for your family circumstances. If the member does not elect to participate in SBP their monthly retirement income will cease when the retiree dies.

If the member elects SBP the premiums are a percentage of the retired pay. When the member dies the monthly annuity after his/her death would be 55% of the retiree's pay. Be sure to thoroughly investigate SBP and all of your options.

Retired Pay: *** Remember retirees are only paid once a month. The first paycheck a retiree receives will be the first of the month following their retirement. For example if a member retires on 1 January the first retirement paycheck won't arrive until 1 February.

Payday for retirees is the first WORKDAY of the month, so if the 1st falls on a Saturday retirees aren't paid until Monday. They no longer receive monthly Leave & Earning Statements but will get one if something changes and once a year to show the annual Cost of Living Adjustment.

For a member to receive retired pay he/she must complete a Coast Guard Form PSC- 4700 and submit it to PSC Topeka. The form cannot be submitted electronically. The information provided on the form will be used to set up the retired pay account, record the survivor's benefit election and record the spouse concurrence for the survivor's benefit election. The signatures on the form must be witnessed and cannot be witnessed by a family member. Additional information is available at the PSC Retiree Services Website: <http://www.uscg.mil/hq/psc/ras.htm>

Veteran's Groups: There are many service organizations available to assist retired military members. The services provided range from assistance with filing VA claims to information on state veteran's benefits and/or veterans' employment programs. Information can be obtained from the county veteran's service agent, local veteran's employment representative or agencies such as Disabled American Veterans (DAV). The TRM at Work Life can assist you with names and locations of service providers/groups.

MILITARY SPOUSES

Over time, you will become a seasoned spouse and you may identify with the writing below. We are all unique, but share a strong bond. Take all that life has to offer and give much of yourself. But most of all, please help those who come behind you.

You might be a Coast Guard Spouse if

You remember milestones by location, not year.

Your kitchen is a galley.

Many conversations start with, “when we lived in ...”

You have friends scattered from Alaska to Puerto Rico.

Your northern and southern accents blend together so no matter where you live, people say, “You’re not from here are you?”

Your 3 year old looks at you and says, “I don’t like this anymore. Can we move?”

Your children believe that Santa Claus comes by boat or helicopter – not by sleigh.

You’re the only spouse in the neighborhood who always mows the lawn.

You know your spouse’s social security number better than your own.

You have more books in boxes than on the bookshelves.

Your spouse has been home for a while and is getting on your nerves. You look at your watch and say, “isn’t it time for you to get underway again?”

Your ironing board has at least four stickers from different moving companies on it.

Your driver’s license is from Maine, your license plates are from Florida and you are living in Texas.

You have no problem moving every few years with three kids, a Great Dane, two hamsters and two rabbits in a minivan.

Author Unknown

Appendix

Internet Links and Resources

Links are provided as a service and do not represent any implicit or explicit endorsement by the United States Coast Guard of any commercial or private issues or products presented there.

COASTIE SITES	
Spouses Site: My Coast Guard	http://www.mycoastguard.com
Spouse Site: Coastie Chicks	http://www.coastiechicks.net
Fred's Place	http://www.fredsplace.org
Coastie Mail	http://www.coastiemail.com
United Concordia Dental	http://www.ucci.com
TRICARE	http://www.TRICARE.mil
Retiree Dental Information	http://www.trdp.org
BAH/Per Diem Info	http://www.dtic.mil/perdiem/rateinfo.html
CG Uniform Distribution Center	http://www.uscg.mil/hq/g-w/g-wp/udc/
CG Civilian Job Openings	http://www.usajobs.opm.gov
CG Institute	http://www.uscg.mil/hq/cgi/
CG Home Page	http://www.uscg.mil
CG Career Central	http://www.uscg.mil/hq/g-w/g-wt/g-wtl/career/
CG Finance Center	http://www.fincen.uscg.mil
CG Personnel Service Center (PSC)	http://www.uscg.mil/hq/psc/
CG HQ Work Life Page	http://www.uscg.mil/hq/g-w/g-wk/wkw
Master Chief's Home Page	http://www.uscg.mil/hq/mcpocg/default.htm
WIC Information	http://www.fns.usda.gov/wic/
ISC Kodiak Relocation Page	http://www.uscg.mil/d17/teamkodiakrelo/teamkodiakweb/site/sitemap.html
ISC Alameda Work Life Pages	http://www.uscgcaworklife.com
National Military Family Assoc.	http://www.nmfa.org
JOB SEARCH WEB SITES	
American's Job Bank	http://www.ajb.dni.us
Federal Job Opportunities	http://www.usajobs.opm.gov
Hotjobs	http://hotjobs.yahoo.com
Monster Board	http://www.monster.com
Military Spouse Career Center	http://www.military.com/spouse
Military Spouse Career Search	http://www.msccn.org/jobs/jobseekers.php
Military Spouse Job Search	http://www.militaryspousejobsearch.org/msjs/app
Military Spouse Career Network	http://www.mscn.org/
Military Spouse Organization	http://www.milspouse.org/
EMPLOYER RESEARCH	
Hoover's On Line	http://www.hoovers.com
Career Magazine	http://www.careermag.com/
Thomas Registry of Manufacturers	http://www.thomasnet.com
SALARY RESEARCH	
Job Star Central	http://jobsmart.org

Salary Wizard	http://www.salary.com
WEB SITES BY CAREER FIELD	
<i>Business</i>	
Training and Development	http://www.tcm.com/hr-careers/career/
<i>Communications & Media</i>	
Corp. for Public Broadcasting Job Line	http://www.cpb.org/jobline
The Write Jobs	http://www.writerswrite.com/jobs
BES TV Jobs	http://www.tvjobs.com
<i>Education</i>	
Education Jobs Page	http://www.nationjob.com/education
Peterson's Education Center	http://www.petersons.com
<i>Finance</i>	
Motley Fool	http://www.fool.com
Morning Star	http://www.morningstar.com
Stock Master	http://www.stockmaster.com
<i>Health & Human Services</i>	
Absolutely Health Care	http://www.healthjobsusa.com
Nurse Options	http://www.nurseoptions.com
MedZilla	http://www.medzilla.com
MedBulletin	http://web.medbulletin.com
MedSearch	http://www.medsearch.com
<i>Hospitality</i>	
Hospitality Net	http://www.hospitalitynet.org/
Club Med	http://www.clubmed.com
<i>Federal Job Information</i>	
USA Jobs	http://www.usajobs.opm.gov
Office of Personnel Management	http://www.opm.gov
<i>Temporary Agencies</i>	
Office Team	http://www.officeteam.com
Kelly Services	http://www.kellytemps.com
Career Blazers	http://www.careerblazers.com
HOUSING	
<i>Apartments</i>	
Apartments R Us	http://www.apartmentsrus.com
Rent Net	http://www.rent.net
Apartment	http://www.apartments.com
<i>Real Estate</i>	
Wall Street Journal Home Locator	http://www.homes.wsj.com
Home Gain	http://www.homegain.com
ERA Search	http://www.ERA.com
Realtors	http://www.realtor.com
<i>Relocation Sites</i>	
Home Fair	http://www.homefair.com
USPS Movers Guide	http://moversguide.usps.com

NEWSPAPERS	
News & Newspapers Online	http://library.uncg.edu/news/
News Directory	http://www.newsdirectory.com
EDUCATION/SCHOOL INFORMATION	
American School Directory	http://www.asd.com
National Public School Directory	http://nces.ed.gov/ccd/schoolsearch/
Military Child	http://www.militarychild.org
Military Student	http://www.militarystudent.org
College Net	http://www.CollegeNET.com
All Collegiate Information	http://www.collegiate.net/
Go College	http://www.gocollege.com
U.S. Universities & Community Colleges	http://www.utexas.edu/world/univ
College & University Rankings	http://www.library.uiuc.edu/edx/rankings.htm
Vocational School Database	http://www.rwm.org/rwm/
Education Info	http://features.yahoo.com/college/search.html
STATE INFORMATION	
50 States	http://www.50states.com
Stately Knowledge	http://www.ipl.org/youth/stateknow/
SCHOLARSHIP/FINANCIAL AID INFORMATION	
Fast Web Scholarship Search	http://www.fastweb.com
Financial Aid Information Page	http://www.finaid.org
Sallie Mae's Online Scholarship Service	http://scholarships.salliemae.com
The Student Guide to Financial Aid	http://www.ed.gov/prog-info/SFA/StudentGuide
EDUCATION & TRAINING INFORMATION	
America's Learning eXchange	http://www.alx.org
Distance Education & Training Council	http://www.detc.org
FUN & RECREATION	
Coast Guard Morale Facilities	www.uscg.mil/hq/mwr/cottages/recreationallodging.htm
Shade of Green (Disney Resort)	http://www.armymwr.com/shades/index.html
Hale Koa Hotel (Honolulu, HI)	http://www.halekoa.com
Armed Forces Vacation Club	http://www.afvclub.com
Navy Lodge	http://www.navy-lodge.com
Navy MWR	http://www.mwr.navy.mil
Army MWR	http://www.armymwr.com
Space A Travel	http://public.amc.af.mil/library/spacea/spacea.htm
Govt & Armed Forces Travel Cooperative	www.govarm.com
Military discounts	http://www.military.com/discountcenter
Discounts for Heroes	http://www.discountsforheroes.com

LEAVE & EARNING STATEMENT

U.S. COAST GUARD										MEMBER COPY	
DEPARTMENT OF HOMELAND SECURITY U.S. COAST GUARD CG-5209 (REV 3-03)					LEAVE AND EARNINGS STATEMENT					NAME: _____ INIT: _____	
1. Period Covered 01-31 OCT 04		2. I.D.		3. Pay Base Date 86-07-05		4. AD Base Date 86-07-05		5. Exp Ad Term Date 17-06-30		6. Exp Less Date 17-06-30	
YOUR NET PAY	7. Mid No 0			PAYMENT METHOD DIRECT DEPOSIT				LEAVE INFORMATION			
	8. End No			9. DIRECT DEPOSIT		11. Bal SF 370	12. Earn 25	13. Used 30	14. SoldP# 0	15. BalEom 365	16. LstPPY 0
18. USCGR Tra/Pay Cate		20. Rank/Rate/Grade O-4		19. Name				NEXT MONTH PAY PERIOD ESTIMATES			
21. Cost Code: 46800		22. Mailing Address		23. Date 04-11-15		24. Date 04-12-01		Amount J		Amount	
21. Cost Code: 32-46800-00		21. Cost Code: 32-46800		21. Cost Code: 32-46800		21. Cost Code: 32-46800		21. Cost Code: 32-46800		21. Cost Code: 32-46800	
25. ENTITLEMENTS				26. ALLOTMENTS				27. DEDUCTIONS			
BASIC PAY OFFICER BAS BAH WITH DEP				DENTAL 999 2266				SGLI/FAMILY 2625 FEDERAL TAX 42922 FICA TAX 43857 TSP-BASE 51597			
TOTALS				2266				141001			
PAY BREAKDOWN FOR THIS PERIOD						STATE INCOME TAX INFORMATION					
28. Amount SF 0	29. Entitlements	30. Allotments 2266	31. Deductions 141001	32. Net Earnings	33. Amt to be CP 00	34. Income YTD 00	35. Tax W/H YTD 00	36. Exempt	37. Legal Residence FL		
FEDERAL TAX INFORMATION										BUY U.S. SAVINGS BONDS	
38. Tax Inc This PD	39. Income YTD	40. Tax W/H YTD 462546	41. Allowances M05	42. Add'l W/H 00	43. FICA Wages	44. FICA Wage YTD	45. FICA Tax YTD 435787				

The following page contains information on each block of the LES. Additional information can be found at www.uscg.mil/hq/psc/manuals-pubs-newsletters/pppm/pppm-pdf-bychap/apxf.pdf

The Active Duty member may also view their LES on Direct Access by selecting the paycheck option. Paycheck does not contain all of the information on the LES but does provide all of the financial information.

1. Period Covered: Self-explanatory.
2. I.D.: Employee Identification or Social Security Number.
3. Pay Base Date: The actual or constructive date of original entry into service or inactive duty. Used to determine longevity in basic pay.
4. Active Duty Base Date: The actual or constructive date of entry onto active duty.
5. Expected Active Duty Termination Date: For regular enlisted members, this is the date member is expected to fulfill active duty obligation. For regular and reserve officers, this is the mandatory retirement date or date of completion of contract or obligated service. For reserve officers not on extended active duty and all reserve enlisted members, this is the date member is expected to be released from active duty.
6. Expected Loss Date: For reserve enlisted members, this is the expiration of enlistment. For reserve officers, this should be 30-year commissioned-service date. For regular enlisted members, this is expected discharge date. For regular officers, this date should be the same as block 5.
7. Mid-Month Payment: The amount paid on mid-month payday for this period.
8. End-Month Payment: The amount paid on end-month payday for this period.
9. Method of payment. Formerly Bank Account Number. Verify your Bank Account Number through Direct Access.
10. Method of payment. Formerly Bank Routing Number. Verify your Bank Routing Number through Direct Access.
11. Balance Brought Forward: The amount of leave brought forward from block 15 of last statement.
12. Earned: The amount of leave earned during this period.
13. Used: The amount of leave used during this period.
14. Sold This Period: The amount of leave sold this period.
15. Balance End of Month: The adjusted leave balance at the end of the month to be carried forward to block 11 on the next statement.
16. Lost Prior Fiscal Year: The amount of leave (excess of 60 days) lost at end of fiscal year.
17. Sold Career to Date: Cumulative amount of leave sold during career.
18. USCG Reserve Training/Pay Category: See Chapter 1, Reserve Policy Manual, for a legend of codes.
19. Name: Self-explanatory.
20. Rank/Rate/Grade: Self-explanatory.
21. Cost Code: A code indicating to which cost center the member is assigned. PERSRU OPFAC and Unit OPFAC: Self-explanatory.
22. Mailing Address: Self-explanatory.
23. Date/Amount: The date and estimated amount of payment on next mid-month payday.
24. Date/Amount: The date and estimated amount of payment on next end-month payday.
25. Entitlements: Self-explanatory.
26. Allotments: Self-explanatory.
27. Deductions: Self-explanatory.
28. Amount Brought Forward: Balance brought forward from block 33 of last statement.
29. Entitlements: Total of block 25.
30. Allotments: Total of block 26.
31. Deductions: Total of block 27.
32. Net Earnings: Total of blocks 28 and 29 minus blocks 30 and 31.
33. Amount to be Carried Forward: Amount unpaid to be carried forward to next pay period.
34. Income Year to Date: Income subject to state income tax withholding this calendar year including this period.
35. Tax Withheld Year to Date: State income tax withheld this calendar year including this period.
36. Exempt: Marital status and number of allowances claimed or dollar amount of exemptions claimed.
37. Legal Residence: State claimed as legal residence for state tax purposes.
38. Taxable Income This Period: Income subject to federal income tax withholding for this period.
39. Income Year to Date: Income subject to federal income tax withholding this calendar year including this period.
40. Tax Withheld Year to Date: Federal income tax withheld this calendar year including this period.
41. Allowances: Marital status and number of allowances claimed for tax withholding purposes.
42. Additional Withholdings: Additional federal tax withheld as indicated on Form W-4.
43. FICA Wages: Wages subject to FICA (Social Security) tax withholding for period covered.
44. FICA Wages Year to Date: Wages subject to FICA (Social Security) tax withholding this calendar year including this period.
45. FICA Tax Year to Date: FICA (Social Security) tax withheld this calendar year through this period.

Military Clause

Tenant is a member of the United States Coast Guard, and it is understood and agreed that **this lease shall terminate 30 days from the date Tenant posts by certified mail a written notice to Landlord** of any of the following events:

1. Tenant receives orders transferring, discharging, or retiring him/her from the duty station or assignment;
2. Tenant receives direction in writing to occupy government housing; or
3. Tenant is assigned temporary additional duty out of the geographical area (40-mile radius) for more than 30 days.

Tenant shall not be liable for rent after the 30-day period, and Landlord agrees to release the Tenant from all obligations under the lease, including but not limited to, any obligation to pay rent through the original termination date. Any money paid by Tenant as the last month's rent is not part of the security deposit and shall be refunded, or credited and prorated to any rent due before the new date for the termination of the lease, without further notice.

If the lease was signed before this military clause was signed Landlord and Tenant agree that \$1.00 paid by Tenant to Landlord is adequate consideration for this change in the lease.

Date: _____ Signed: . _____
Landlord/Landlord's Agent

Date: _____ Signed: . _____
Tenant

Date: _____ Signed: . _____
Tenant

MONTHLY INCOME					
	ACTUAL		PROJECTED		REMARKS
ENTITLEMENTS					
* Base Pay					
Basic Allowance for Housing (BAH I or II)					
Overseas Housing Allowance (OHA)					
Basic Allowance for Subsistence (BAS)					
Family Separation Allowance (FSA)					
* Flight Pay/Diving Pay/Flight Deck Pay					
* Submarine Pay					
* Other Hazardous Duty Pay					
* Sea Pay					
Taxable COLA					
Other (tax exempt/allowance eg. COLA/FSSA)					
TOTAL MILITARY COMPENSATION (A)	\$		\$		
* Taxable pay ()					Excludes pretax ded for TSP/MGIB
DEDUCTIONS:					
ALLOTMENT					For/ends?
ALLOTMENT					For/ends?
ALLOTMENT					For/ends?
ALLOTMENT					For/ends?
ALLOTMENT					For/ends?
Family SGLI (For Spouses)					
Servicemen's Group Life Insurance (SGLI)					
Uniform Services TSP					
MGIB					
FITW Filing Status Actual:					Proj. Status:
FICA (Social Security)					Base Pay Only, Excludes MGIB
FICA (Medicare)					Base Pay Only, Excludes MGIB
State Income Tax					State Claimed:
AFRH (Armed Forces Retirement Home)					
Tricare Dental Plan (TDP)					
Advance Payments					Ends:
Over Payments					Ends:
TOTAL DEDUCTIONS (B)	\$		\$		
CALCULATE NET INCOME					
Service Member's Take Home Pay (A-B)	\$		\$		Divide by 2 for Payday Amount
Service Member's Other Earnings (less taxes)					
Spouse's Earnings (less taxes)					
ALLOTMENT					
ALLOTMENT					
ALLOTMENT					
ALLOTMENT					
ALLOTMENT					
Family SGLI (For Spouses)					
Servicemen's Group Life Insurance (SGLI)					
Uniform Services TSP					
MGIB					
Tricare Dental Plan (TDP)					
Advance Payments					
Over Payments					
Child Support/Alimony (Received/Income)					
Other Income (e.g. SSI, Rental Income)					
TOTAL NET MONTHLY INCOME	\$		\$		

MONTHLY SAVINGS AND LIVING EXPENSES

Note: Actual or Projected Figures can be carried forward to spending plan.

SAVINGS		ACTUAL	PROJECTED	REMARKS
SAVINGS Goal: 10% of Net Income Actual Projected \$ \$	Emergency Fund (1-3 months)			Monthly Contribution Amount
	Reserve Fund			Monthly Contribution Amount
	"Goal Getter" Fund			Monthly Contribution Amount
	Investments/IRAs/TSP/etc.			Monthly Contribution Amount
TOTAL SAVINGS AND INVESTMENTS (10%)		\$	\$	
LIVING EXPENSES		ACTUAL	PROJECTED	
HOUSING	Rent/Mortgage Payment			
	Taxes/Fees			
	Repairs/Maintenance			
FOOD	Groceries			
	Lunches (at work)			
	Other (e.g. school lunches)			
UTILITIES	Electricity			
	Gas/Oil (House)			
	Water/Sewage/Garbage			
	Cellular Phones/Pagers/Phone Cards			
	Telephone			Local = \$ Long Distance = \$
TRANSPORTATION	Gas/Oil (Vehicles)			
	Car Pool/Public Transportation			
	Tax, License, Inspection, etc.			
	Repairs/Maintenance			Consider age of car/#of miles.
CLOTHES	Laundry/Dry Cleaning/Tailoring			
	Clothing Purchased Yearly/12			
	Other			
INSURANCE	Autos			
	SGLI and Family SGLI			Both service member/Family SGLI
	Tricare Dental Plan			
	Other (e.g. Life/Health/Renters)			Add extra insurance costs here.
HEALTH	Prescription Drugs			
	Doctor/Hospital Visits			
	Dentist Visits			
EDUCATION	Tuition/Fees			
	Books			
	Lessons			Dance, Music, Self-Def, Tutor, etc.
	Other (MGIB, Room & Board)			Place Mont. GI Bill (MGIB) here.
CONTRIBUTIONS	Club Dues/Association Fees			
	Religious			
	Charities			
SUBSCRIPTIONS	Newspapers/Magazines			
	Computer Internet Services			
	Books/CDs/Records/Tapes/Videos			
	Cable/Satellite TV			
	Other (e.g. Pest Control, Lawn Srvc)			
PERSONAL	Beauty Shop/Nails			
	Barber Shop			
	Cigarettes/Other Tobacco			
	Vending Machines			
	Liquor/Beer/Wine			ABC, Package Store, etc.
	Other (Toiletries, Supplements, etc.)			
ENTERTAINMENT	Dinner/Carry Out			
	Movies/Video Rentals			
	Hobbies/Software/etc.			
	Sports/Youth Leagues/Scouts			Include Spectator Sports
	Gifts/Vacation			Include B-days, Holidays, Anrv.
	Other (Clubs, Lottery, etc.)			
DEPENDENT CARE	Child Care			Include Other Dependent Care
	Child Support/Alimony (You Pay Out)			
	Allowances			
MISCELLANEOUS	Furniture, Appliances, Household			
	Pet Supplies, Grooming, Vet			
	Other (ATM fees, Stamps)			Recommend \$50-\$150 Buffer
TOTAL MONTHLY LIVING EXPENSES (70%)		\$	\$	

INDEBTEDNESS 20%

CREDITOR	PURPOSE	MONTHLY PAYMENT	BALANCE	PROJECTED PAYMENT	REMARKS <small>(Mos Behind, Pd by Allotment, etc.)</small>	APR %
1. US Govt.	Advance Pay				Automatic Deduction	
2. US Govt.	Over Payments				Automatic Deduction	
3.						
4.						
5.						
6.						
7.						
8.						
8.						
10.						
11.						
12.						
13.						
14.						
15.						
16.						
17.						
18.						
19.						
20.						
21.						
22.						
23.						
24.						
25.						
TOTAL						

SUMMARY

	ACTUAL	PROJECTED
NET INCOME (Bottom of Page 2)		
SAVINGS & INVESTMENTS (Page 3)	-	
LIVING EXPENSES (Page 3)	-	
AMOUNT LEFT TO PAY DEBTS	=	
TOTAL MONTHLY DEBT PMTS (Page 4)	-	
SURPLUS OR DEFICIT	=	

DEBT TO INCOME RATIO

(Total Monthly Debt Payments/Net Income x 100 = Debt-to-Income Ratio)

THE FAMILY RELOCATION REMINDER SHEET

1. **Talk it out:** Sit down as a family and discuss your feelings about the move. Allow and encourage everyone to express their honest feelings both good and bad. Everyone's opinion counts and there is NO right or wrong opinion.
2. **TLC:** Stress can negatively affect the body and the mind, and make you more vulnerable to illness. Families need to give themselves a little extra "tender loving care" at moving time by eating the right foods and getting enough sleep.
3. **Give Yourself A Break:** Each family member will handle stress differently. Don't ignore signals of stress, but don't dwell on them either. Just be aware, be patient, and be willing to look for help if it is needed. Remember you can always use EAP.
4. **Say Your Good-byes:** It is important to deal with good-byes, and express feelings of sadness so you can move on emotionally as well as physically. Keep in mind that since e-mail is so popular it is much easier to keep in touch with friends and family.
5. **Keep Familiar Patterns:** As much as possible, try to stick to the old routine such as mealtimes and bedtimes. Familiarity provides security.
6. **Explore the New Environment:** Get up, get out and get involved: the best medicine for loneliness is people and the best way to overcome the feeling of being uprooted is to put down roots in the new location.
7. **Accentuate the Positive:** Make a list of things you're looking forward to about the new location and a list of good memories from the old. Take time to have some fun. Laughter can heal a lot of hurt.
8. **Keep An Eye on the Kids:** Since moving can be traumatic to kids, staying in touch with new teachers is very important. Help your kids find ways to meet new friends but don't push. Even though most kids do adjust, it is essential for parents to watch for possible danger signals such as a child spending too much time alone, loss of interest in favorite things, loss of energy, loss of appetite, or other behavior pattern changes.
9. **Everybody Plans:** Let children be involved in the planning process for the new home so they will feel less helpless about the move.
10. **Take Charge of Your Move:** Being fully prepared for a move is the best way to reduce relocation stress. As soon as you have orders get a notebook (your "moving book") and start planning. Assess your financial situation. Determine what you will need. Make inventories, and set aside some time to deal with your feelings.

11. **Be Optimistic But Stay Flexible:** Things rarely turn out just the way we imagine. An open mind and a determination to make your move a positive experience is your best insurance that you will adjust well wherever you go. Change can bring opportunity if you reach out and take hold of it.

12. **Don't Go It Alone:** Moving isn't easy. We know you can manage but there may come a time when you need support and assistance. You can find that support through your TRM, your sponsor, the Chaplain, the Ombudsman, your Work Life Staff and even local services in the community. Don't be afraid to ask for help.

Sample Change-Of-Address List:

Local Companies:

Newspaper
Electric
Local Telephone
Long Distance
Cellular Phone/Pager
Veterinarian
Credit Union/Bank

Cable
Apartment Management
Dentist
Military/Civilian Pay
Military/Civilian Personnel
Gym/Health Club
Insurance (Auto/ Life/Renters)

Clubs & Associations:

CD/Tape Club Book Clubs
Frequent Flyer Clubs

Federal/State Taxes:

IRS - Federal Income Tax
State Tax

Magazines & Catalogs (You wish to keep)

Bank Cards/Credit Cards & Other Accounts:

FCU (Account/Loan/Mastercard)
Bank (Account/Loan/Bank card)
Installment Loan (Auto, Signature, etc.)

AAFES DPP/UCDPP
Department Store Card
Gas/Oil Company Card

Creditor: _____	Acct #: _____
Name on acct: _____	Due date: _____
Customer Service Address: _____	
Billing Address: _____	
Phone Number: _____	
Date sent/notified of change of address: _____	
Notes: _____	

Money For Moving

The variety of pays and allowances for members on the move can be confusing. Some are available to all members, while others are available only in cases of special need. Here is a breakdown of what members can receive:

Benefit	Who gets it	Amount
Dislocation Allowance	Most members on PCS orders with their families, as well as single members who are not assigned permanently to government quarters at the new duty station	Set amount based on BAH rates and Grade. See current rates attached.
Allowance For Mileage (MALT)	Members who drive to a new assignment, including those overseas who drive from their stateside location to the port of embarkation for a transcontinental plane or ship, and from the port of debarkation to the new duty station	15 cents/mile if traveling alone; 17 cents/mile if traveling with one family member, 19 cents with two; and 20 cents if traveling with 3 or more. Or, if the family is authorized to travel by car without sponsor same rates apply
Move-In Allowance (MIHA) (<i>Overseas</i>)	Members arriving at a duty station overseas, if they qualify for the overseas housing allowance (OHA)	Varies according to location , move-in expenses, etc. Three parts: Misc., Rent, & Security Deposits
Per diem	Members who incur food and lodging costs on a stateside or overseas move when traveling via POV	\$99/day for member, \$74.25 for spouse if travel w/ member or \$99 if spouse or dependent over age 16 travel separate from member, \$74.25 for > age 12 and \$49.50 for dependents < age 12.
Temporary Lodging Allowance (TLA) (<i>Overseas</i>)	Members arriving at overseas bases, even if they move into temporary government quarters	Varies according to family size, actual cost of quarters, whether the quarters have cooking and dining facilities, and other allowances the member is receiving
Temporary Lodging Expense (TLE)	Members arriving at or leaving bases in the continental United States (CONUS), even if they move into temporary government quarters	From Overseas to CONUS or CONUS to CONUS - up to \$180 per day for a max. of 10 days. From CONUS to Overseas max of 5 days. Varies according to number of family members traveling, actual costs of lodging, whether cooking facilities are available in the lodging and what other allowances the member is receiving.
Advance Pay	Members with PCS orders	Up to 3 months' Basic Pay
Advance BAH	Members with PCS orders who will be moving into rental housing off-base moves;	Up to 3 months' BAH for stateside moves; up to 12 months' BAH for overseas moves
Pet Quarantine Reimbursement	Member moving overseas into an area with mandatory quarantines	\$550 per family per PCS

RELOCATION/MOVING CHECKLIST

12 Weeks (3 Months) before you move:

- Begin scouting out housing options. If you cannot afford a house hunting trip use your sponsor to assist you in gathering information. Find out about housing costs, information about the various neighborhoods, school information, etc.
- Schedule an appointment with the Transportation Office for your counseling session on transportation entitlements, household good application forms, etc.
- Start your Relocation Binder.
- Make an inventory of possessions and their value. Photographs or videotapes can be very helpful. Put this in your Relocation Binder.
- Let clubs or organizations in which you serve know that you will be leaving.
- Take care of necessary medical, dental or optical appointments. Obtain copies of your records or find out how to have them forwarded later.
- Go through closets, storage and drawers to sort clothes and other items to give away or sell.
- Make sure stickers from previous moves have been removed from all of your furniture and other belongings.
- Don't place any more mail order purchases unless they can guarantee delivery before you leave.

8 Weeks (2 Months) before you move:

- Finalize arrangements with your Transportation Officer or make reservations if you are renting a truck or trailer.
- Make a list of people and organizations that you need to notify about your move.
- Look for the newspaper in your new town online so you can familiarize yourself with local events, etc.

45 Days before you move:

- If you are in housing give notice of the date you intend to vacate quarters (remember 45 days notice is the minimum).

- ❑ If you are applying for housing at the new station fax a copy of your application for housing, copy of the orders and dependency verification form to the new housing officer.
- ❑ Plan a date for the yard sale to get rid of those things that you will not be taking along
- ❑ Check with your insurance company to see what transient coverage you have for your move.
- ❑ Spouses should give notice at work and obtain a letter of referral.
- ❑ Begin filling out change of address forms.

4 Weeks (30 Days) before you move:

- ❑ Set up your “Family Records File” with legal, insurance, medical and financial information that you may need during this transfer.
- ❑ Check school schedules and enrollment requirements
- ❑ Notify schools of your move. Arrange to pick up records or ask for the procedures to have records sent to the new school.
- ❑ Ensure all dependents are properly listed on DEERS and that ID Cards will not expire during the move.
- ❑ If you do not have a residence at the new location make arrangements for mail forwarding. Some options may be the new station or have your mail held until you send for it.
- ❑ Obtain names, phone numbers and requirements (such as deposits) for utility companies at the new location. Place these in your Relocation Binder.
- ❑ For High Value Items you will be shipping, get appraisals and start gathering receipts. (The Coast Guard will not reimburse you for appraisals.)
- ❑ Start to sort your belongings and make an area for things that you will be taking with you.
- ❑ Send out your change of address cards. Don’t forget all of the relatives and the magazines that you subscribe to.
- ❑ Gather personal records that you haven’t received yet from the doctors, dentists, lawyers, accountants, schools, and religious institutions.
- ❑ Notify Current Utility Companies (gas, phone, water, electric, cable TV) of disconnect dates and a forwarding address.
- ❑ Start making plans for where you will stay the final few days after your furniture is gone.

- ❑ If you are moving from a high rise be sure to reserve the elevator for moving day.

Two Weeks before you move:

- ❑ Drain oil and gas from your power equipment and prepare the equipment for the move.
- ❑ Verify schedules with the housing office and transportation office.
- ❑ If you are in government housing arrange for carpet cleaning.
- ❑ Cancel deliveries and services such as newspaper, diaper service and trash collection as of the moving day.
- ❑ Arrange for someone to watch children on moving day.
- ❑ Arrange for someone to watch your pets on moving day.
- ❑ Use up perishable foods and start to give away freezer items that you will not be able to use before the move.

One Week before the Move:

- ❑ If you are not taking them with you give plants away to a loving home.
- ❑ Have your car serviced for the trip.
- ❑ Obtain traveler's checks for trip expenses.
- ❑ Make any necessary arrangements for the moving van to park.

The day before:

- ❑ Verify schedules for the children and pets for tomorrow.
- ❑ Pack your luggage and anything you are taking with you.
- ❑ If you are leasing your telephones or cable box return them to the appropriate places.
- ❑ Pick up drinks, snacks, etc for tomorrow.

Moving Day:

- ❑ Get up early and be ready for the movers. Plan to be there all day.
- ❑ Lock up your Family Records File, jewelry and other important valuables. Place the items you are taking with you in the car or other area that is off limits to the packers and movers.

- ❑ Verify that the mover's inventory is detailed, complete and accurate. Don't accept any "miscellaneous" labels or entries (especially for valuable items). Be sure all electronic equipment, with their serial numbers, are listed on the inventory.
- ❑ Make sure the conditions of your household goods are accurately noted.
- ❑ Keep the number for the Transportation Office handy. If problems or questions arise call – don't argue with the carrier or their representatives.
- ❑ Pack a box of things you will need when you first get to your new home (paper towels, toilet paper, telephone, linens, towels, hand tools, etc) and ask that it be labeled "New Home Essentials" and be loaded on the truck last.
- ❑ Before the movers leave make a final walk through of the entire house. Check closets, cabinets, the attic, basement, yard and garage.

Tips for the Separated Family

Whether you are being separated because of deployment or you've decided to be a geographically separated family these tips may be helpful for you.

1. Make sure the whole family understands the reasons for the separation. Everyone should sit down and talk about it.
2. Make a calendar and record the departure date and the first reunion date. In between list birthdays, anniversaries, holidays, etc. Make a copy and send it along with your spouse and keep the original on the refrigerator.
3. Be certain that financial systems are discussed. Who will pay the bills, will there be two separate checking accounts, will there be a set amount for the remote spouse.
4. Be sure that all ID cards are valid and that all dependents are properly enrolled in DEERS.
5. Does your spouse have a Power of Attorney? Are there things that your spouse will be responsible for in your absence and will they need a power of attorney to accomplish those tasks?
6. Be sure the member has a supply of paper, envelopes and stamps to take on the deployment. The member should try to correspond weekly with each family member, especially the children. Consider getting a specific color paper and envelope for each child, even younger children will know it is for them just by the envelope.
7. Be a support system for each other.
8. Make time at least weekly (if possible) to communicate with each other, discuss concerns, work out problems and just share your lives. Remember you can do this via telephone, e-mail, chat room, etc.
9. Start a family diary, in both places, and be sure to add an entry every day. Even routine stuff will help the separated members feel involved in the family.
10. Remember to correspond at least weekly with the separated member.
 - Buy cute postcards, note cards, etc.
 - Let the children draw pictures
 - Use a tape recorder and do "talking letters"
 - Use your video recorder and record even simple family things like the kids riding their bikes, singing songs, etc.
11. Maintain close friendships and extended family relationships.
12. Make contact with other separated spouses and/or families and form a support group.

13. Especially at holidays, don't go it alone. Invite others to share with you and make it a day of fun and excitement.
14. Use the time apart for self-improvement.
 - Lose weight or tone up – join a health club, work out, take a class, walk
 - Sign up for a class at the local college or night school – do something you've always been interested in but never had the time.
 - Learn a new skill – learn to paint, take karate lessons, get started on your degree
 - Read that book that you never have time for
 - Volunteer – There are lots of organizations out there who need help every day, use your talents
 - Pamper yourself once a month – take a long bath, give yourself a pedicure, get a manicure
15. Acknowledge that there are going to be rough days and on those rough days utilize your support system.
16. Have a list of contacts you can call in emergencies – Work Life, Ombudsman, neighbors, etc.
17. Take it one day at a time.

VETERAN'S BENEFITS:

www.va.gov

The following are Federal Veteran's Benefits. Every member should check with the State or County Veteran's representative to see what additional benefits may be offered in their state of residence. Eligibility for most VA benefits is based upon discharge of active military service under other than dishonorable conditions. Some of these benefits like the home loan guarantee program are available to members while still on active duty.

Reservists who serve on active duty (other than for training) are eligible for the same VA benefits as active duty members, including those for dependents and survivors.

Veterans Group Life Insurance (VGLI)

- The member is covered by SGLI for 120 days after separation
- SGLI can be converted to VGLI
- It is offered by the Department of Veteran's Affairs
- It can purchase coverage in increments of \$10,000 up to the amount of the member's SGLI but cannot exceed \$250,000.
- SGLI can be converted to VGLI up to the 120th day after retirement and the member cannot be denied coverage. After the 121st day member may still apply for coverage however, the member is subject to a medical evaluation and can be denied.
- VGLI coverage, if elected, becomes effective the 121st day after separation.
- It is a 5 year renewable term life insurance policy
- VA will send the applicable forms directly to you within 30 days after retirement
- If you do not receive the forms you may call 1-800-827-1000 to request forms
- There are other life insurance policies out there so shop around but be sure to read the fine print.

Home Loan Guaranties:

What is it?

A VA loan guaranty is a guarantee by VA for part of the total loan. It permits the purchaser to obtain a mortgage with a competitive interest rate, even without a down payment if the lender agrees. **It is NOT a home loan**. The actual loan is arranged through a conventional loan vender such as a mortgage company or bank. Another advantage is with the VA guarantee you are not paying Primary Mortgage Insurance (PMI) usually charged when there is no money down.

Who is eligible?

- Service members (active duty and retirees), veterans, reservists and un-remarried surviving spouses
- Applicants must have a good credit rating
- Applicants must have income sufficient to support mortgage payments
- Must agree to live in the property

What can I use it for?

- To purchase a home
- To buy a residential condominium
- To build a home
- To repair, alter or improve a home
- To refinance an existing home loan
- To buy a manufactured home with or without a lot
- To buy and improve a manufactured home lot
- To install a solar heating or cooling system or other weatherization improvements
- To purchase and improve a home simultaneously with energy efficient improvements
- To refinance an existing VA loan to reduce the interest rate and make energy efficient improvements
- To refinance a manufactured home loan to acquire a lot

How much will VA guarantee?

VA does not establish a maximum loan amount. However no loan for the acquisition of a home may exceed the reasonable value of the property. The amount will vary by situation.

What other fees or requirements are there?

- Veterans must certify that they intend to live in the home they are buying or building
- There is a VA funding fee based on the loan amount, at the discretion of the veteran and the lender the fee may be included in the loan.
- Payment in cash for loan closing costs, including title search and recording, hazard insurance premiums, prepaid taxes and an origination fee which may be required by lenders in lieu of certain other costs.

How do I apply?

First you will need a *VA Certificate of Eligibility*. You can get this certificate by completing a VA Form 26-1880, "Request for Determination of Eligibility and Available Loan Guaranty Entitlement". The form must be submitted to the nearest VA regional office. It can take from two days to several weeks before you receive your *VA Certificate of Eligibility*.

Also if you obtained your Certificate of Eligibility while on active duty and have not used it before you retire most lenders will require you to apply for a new certificate after retirement. You will need your DD214 to request the new certificate.

Another option to consider might be a Repossessed Home. VA sells homes that have been acquired after foreclosure of a VA guaranteed loan. These homes are available to both veterans and non-veterans. Contact a local real estate agent for a list of VA Repossessed Homes.

How many times can I use my VA guarantee?

The VA guarantee can be used more than once but in most cases the first loan must be paid off and the entitlement restored before another loan can be obtained using a VA guarantee. On the second and all subsequent VA guarantees the funding fee increases to 3%. It is always best to speak to a VA representative in situations like this.

Montgomery GI Bill (Active Duty) www.gibill.va.gov

A program of education benefits to individuals who enter active duty for the first time after June 30, 1985 and receive an Honorable Discharge. (Members who entered active duty prior to June 30, 1985 fall may fall under VEAP or the old MGIB. It is best for these members to speak with the CDA or directly with the VA to gather the most up to date information). To receive maximum benefit, the participant must serve on active duty for three years. An individual also may qualify for the full benefit by initially serving two continuous years on active duty, followed by four years of Selected Reserve service, beginning within one year of release from Active Duty.

To participate service members have their military pay reduced by \$100 a month for the first 12 months of active duty. This money is not refundable. The participant must have a high school diploma or equivalency certificate before the first period of active duty ends. Credits given by a college for life experience may be used to meet this requirement. Completing 12 credit hours toward a college degree also meets this requirement.

Benefits under this program end 10 years from the date of the veteran's last discharge or release from active duty, but some very extenuating circumstances qualify for extensions. Currently dependents CANNOT use a member's Montgomery GI Bill benefits.

For the Montgomery GI Bill the discharge must be honorable. Discharges designated "under honorable conditions" and "general" do not establish eligibility.

The following are available under the Montgomery GI Bill through an accredited school or institution:

1. Courses at colleges and universities leading to associate, bachelor or graduate degrees and accredited independent study
2. Courses leading to a certificate or diploma from a business, technical or vocational school. (there are exceptions to this like bartending)
3. Apprenticeship or on-the-job training programs
4. Correspondence courses, under certain conditions
5. Flight training, if you already have a private pilot's license and meets the medical requirements upon beginning the training
6. Tutorial assistance benefits if you are enrolled at least half time
7. State approved teacher certification programs

The Coast Guard offers a program in conjunction with the Montgomery GI Bill. Members who entered the Coast Guard after 1985 and who elected the Montgomery GI Bill may elect to participate in a kicker program. The kicker program increases the amount of money a member will receive each month under the GI Bill. Currently a \$600 investment will provide an additional \$5400 of full time education benefits. For more information contact your ESO or CDA.

VA Compensation:

Members who have had a disease or injury that occurred on active duty or a condition that was aggravated by active duty may be eligible for VA compensation. Compensation is a monthly

payment by the VA to the veteran for the service connected disability. VA compensation is non-taxable income.

VA Health Care:

Veterans may apply to obtain health care at a VA medical facility. Based on the veteran's situation they may be eligible for free medical care and prescriptions for all service connected disabilities. Other medical care is provided to veterans on a space available basis.

Death benefits from the VA:

1. Presidential Memorial Certificates

Eligible recipients include the next of kin and other loved ones
VA Regional offices can assist you in applying

2. Burial Flags

VA will provide a flag to drape the casket of a veteran or military reservist entitled to retirement pay

After the service the flag may be given to the next of kin

Flags are issued at VA regional offices, national cemeteries & post offices

3. Reimbursement of Burial Expenses

If the death is service connected the benefit is \$1500

State VA Benefits:

Depending on the state where the veteran resides, there may be state benefits available. Remember to contact your State or County Veteran's Service Representative to find out what state and/or local Veteran's Benefits may also be available. Some of the other benefits may include:

Job-Finding Assistance – State employment offices assist by providing free job counseling, testing, referrals and placement services. Veterans are given priority when referring applicants to job openings. They may also provide information on unemployment compensation, job markets, on the job training programs and apprenticeship training opportunities.

Reduced Fees – Reduced fees for hunting and/or fishing licenses.

Land Grants – A grant of land given to a veteran who has plans to reside in the state permanently following retirement. (Very few states offer land grants.)

Educational Fees – The state may offer educational fees or tuition to veterans at state colleges or universities. This can range from entrance fees to full scholarships.

Farm Loans – Veterans receive application preference for loans to purchase, improve or operate a farm.

Additional information on Veteran's Benefits can be found at the Department of Veteran's Affairs website at www.va.gov or by phone:

VA Benefits	800-827-1000
Health Benefits	877-222-8387
Education Benefits	888-442-4551
Life Insurance	800-669-8477
Debt Mgmt.	800-827-0648
Headstones	800-697-6947

Servicemembers Civil Relief Act (SCRA)¹

On December 19, 2003 President Bush signed into law the **Servicemembers Civil Relief Act (SCRA)**. This is a complete revision of the Soldiers and Sailors Civil Relief Act of 1940.

The SCRA protects active duty military members and reservists or members of the National Guard called to active duty (starting on the date active duty orders are received) and, in limited situations, dependents of military members (e.g., certain eviction actions).

To receive protection under some parts of the SCRA, the member must be prepared to show that military service has had a "material effect" on the legal or financial matter involved. Protection under the SCRA must be requested during the member's military duty or within 30 to 180 days after military service ends, depending on the protection being requested.

In many situations, the SCRA protections are not automatic, but require some action to invoke the Act. For example, to obtain a reduction of your pre-active duty mortgage or credit card interest rates, you should send your lender/creditor a written request and a copy of your mobilization orders.

Legal advice available. If you think that you have rights under the SCRA that may have been violated, or that you are entitled to be shielded from a legal proceeding or financial obligation by the SCRA protections, you should discuss the matter with a legal assistance attorney or a civilian lawyer as soon as possible.

The Six Percent Rule

One of the most widely known benefits under the SSCRA and now the SCRA is the ability to reduce pre-service consumer debt and mortgage interest rates to 6% under certain circumstances. What if instead of buying the car before he came on active duty, BM2 Smith left his car at home for his wife and purchased a used car at his duty station. To do so, he borrowed \$4,000 at 9% interest. Since BM2 Smith took this debt **after** entering active duty the SCRA 6% interest limit does not apply.

Delay of Court and Administrative Proceedings

A major change provided by the SCRA is that it permits active duty service members, who are unable to appear in a court or administrative proceeding due to their military duties, to postpone the proceeding for a mandatory minimum of ninety days upon the service member's request. The request must be in writing and (1) explain why the current military duty materially effects the service members ability to appear, (2) provide a date when the service member can appear, and (3) include a letter from the Commanding Officer stating that the service member's duties preclude his or her appearance and that he is not authorized leave at the time of the hearing. This letter or request to the court will not constitute a legal appearance in court. Further delays may be granted

¹ Information on the SCRA has been provided by the Judge Advocate General Corps of the U.S. Army. More information can be found at www.jagcnet.army.mil

at the discretion of the court, and if the court denies additional delays, an attorney must be appointed to represent the service member. (See Section 202, SCRA)

Termination of Leases

Another significant change provided in the SCRA, is found in Section 305. The new provision in the SCRA allows termination of leases by active duty service members who subsequently receive orders for a permanent change of station (PCS) or a deployment for a period of 90 days or more. The SCRA also includes automobiles leased for personal or business use by service members and their dependents. The pre-service automobile lease may be cancelled if the service member receives active duty orders for a period of one hundred and eighty (180) days or more. The automobile lease entered into while the service member is on active duty may be terminated if the servicemember receives PCS orders to a (1) location outside the continental United States or (2) deployment orders for a period of one hundred and eighty days or more.

Eviction for Nonpayment of Rent

Although the SCRA does not excuse soldiers from paying rent, it does afford some relief if military service makes payment difficult. Military members and their dependents (in their own right) have some **protection from eviction** under the Service members Civil Relief Act (SCRA), Section 301.

The landlord must obtain a court order to evict a military member or his/her dependents. The court must find the member's failure to pay is **not** materially affected by his/her military service. Material effect is present where the service member does not earn sufficient income to pay the rent. Where the member is materially affected by military service, the court *may* stay the eviction (three months unless the court decides on a shorter or longer period in the interest of justice) when the military member or dependents request it. There is no requirement that the lease be entered into before entry on active duty, and the court could make any other "just" order under § 301 of the SCRA. The requirements of this section are:

- (1) The landlord is attempting eviction during a period in which the service member is in military service or after receipt of orders to report to duty;
- (2) The rented premises is used for housing by the spouse, children, or other dependents of the service member; and
- (3) **The agreed rent does not exceed \$2,534 per month.** Soldiers threatened with eviction for failure to pay rent should see a legal assistance attorney. (The amount is subject to change in future years.

Default Judgment Protection

If a default judgment is entered against a service member during his or her active duty service, or within 60 days thereafter, the SCRA allows the service member to reopen that default judgment and set it aside. In order to set aside a default judgment, the service member must show that he or she was prejudiced by not being able to appear in person, and that he or she has good and legal defenses to the claims against him/her. The service member must apply to the court for relief within 90 days of the termination or release from military service. (See Section 201, SCRA)

Life Insurance Protection

The SCRA also permits the service member to request deferment of certain commercial life insurance premiums and other payments for the period of military service and two years thereafter. If the Department of Veteran Affairs approves the request, the United States will guarantee the payments, the policy shall continue in effect, and the service member will have two years after the period of military service to repay all premiums and interest. The SCRA increases the amount of insurance this program will cover to the greater of \$250,000.00 or the maximum limit of the Service members Group Life Insurance. (See Section 401, SCRA)

State Taxation Clarification

The SCRA provides that a nonresident service member's military income and personal property are not subject to state taxation if the service member is present in the state only due to military orders. The state is also prohibited from using the military pay of these nonresident service members to increase the state income tax of the spouse. Under prior law, some states did not tax the nonresident service member directly, but did include the nonresident service member's income in the spouse's income, resulting in higher taxes for the spouse. (See Section 511, SCRA)

Health Insurance Reinstatement

The SCRA further provides for the reinstatement of any health insurance upon termination or release from service. The insurance must have been in effect before such service commenced and terminated during the period of military service. The reinstatement of the health insurance is not subject to exclusions or a waiting period if the medical condition in question arose before or during the period of service, the exclusion or waiting period did not apply during coverage, and the medical condition has not been determined by the Secretary of the Veteran Affairs to be a disability incurred or aggravated by military service. The reinstatement of health insurance protection does not apply to a service member entitled to participate in employer-offered insurance (See rules regarding employer offered health insurance care in the Uniformed Services Employment and Re-employment Act). And finally, the service member must apply for the reinstatement of the health insurance within 120 days after termination or release from military service. As always submit such request to the insurance company in writing with a copy of the orders for active duty and release from active duty. (See Section 704, SCRA)

We hope that this booklet has helped to answer some of your questions, provided you with resources and given you the information you need as you embark on this new journey. If you have suggestions for future editions or comments, please send them to us at:

Theresa Henry – Theresa.Henry@uscg.mil or U.S. Coast Guard, ISC Cleveland (w), ATTN: Theresa Henry, 1240 E. Ninth Street, Room 2129, Cleveland, OH 44199

Anne Patterson – Anne.G.Patterson@uscg.mil or U.S. Coast Guard, ISC Portsmouth (w), ATTN: Anne Patterson, 4000 Coast Guard Blvd., Portsmouth, VA 23703-2199

Debbie Bower – Debbie.J.Bower@uscg.mil or U.S. Coast Guard, ISC Kodiak (w), ATTN: Debbie Bower, P.O. Box 195022, Kodiak, AK 99619-5022

For this edition special thanks go to:

Mrs. Marilyn Smith, MCPO-CGRF Smith, LT Peck and LT Lavigne who were all instrumental in the addition of information for reserve families to this book.

All information was reviewed and correct at the time of publishing. 7th Publication 02/07.