

Albuquerque Aquarium  
Rio Grande Botanic Garden  
**Information &  
Activity Packet**

Preschool – 1<sup>st</sup> grade

Albuquerque Biological Park  
EDUCATION

*Group Leaders: Please feel free to copy the information  
and activities for your entire group.*

2601 Central NW \* Albuquerque, NM 87104 \* (505) 764-6200



## ALBUQUERQUE BIOLOGICAL PARK

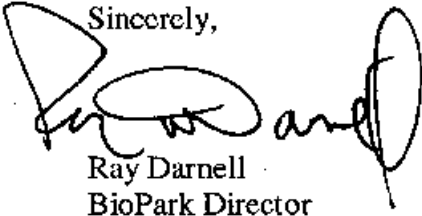
Dear Teacher:

Thank you for your interest in the Albuquerque BioPark's Rio Grande Zoo, Albuquerque Aquarium and Rio Grande Botanic Garden as educational resources.

We welcome your visit and want to help you make the most of our facilities. Enclosed you will find educational materials that you are free to copy and distribute to your students for their use while you are on the grounds. If you have questions or would like additional information on other resources in BioPark Education, please call either Zoo Education at 764-6214 or Aquarium/Botanic Garden Education at 848-7180. If you have any other questions regarding your trip, please call the Reservation Clerk at 764-6200.

Again, thank you for your interest in the City of Albuquerque's BioPark.

Sincerely,



Ray Darnell  
BioPark Director



Bill V. Aragon  
BioPark Education Curator



# CHAPERONE GUIDE

*On behalf of the staff at the Albuquerque BioPark's Rio Grande Botanic Garden and Albuquerque Aquarium, thank you for your support during your child's field trip. Please abide by all the instructions given to you by your child's teacher.*

## **Some specific pointers to enhance your visit to the aquarium and botanic garden:**

If you are allowed to take a small group independently of the whole class, get to know the children's names. Make sure they know who you are and understand that they must stay with you at all times. Children learn best when they are in a safe environment, and they will feel most safe if you, the adult in charge, stay with them. It is very important that the children respect each other, the adults in their group, the other visitors to the aquarium and botanic garden and of course the animals and plants during the visit. Remind them to treat the animals and plants with the same respect they like to have.

Students are generally very excited on field trips. They often have a tendency to move too fast, and the result is they miss lots of interesting things. Try to slow them down through the exhibits. Focus their energy by asking them observation questions about the animals and plants they see. Get them to sit down quietly and watch animals in the aquarium when possible. Explain that many animals need to be camouflaged in their environment and encourage them to try to find as many animals as possible in all exhibits. The botanic garden is also a great place to sit down and make observations. Have students look for as many different plants as possible and watch for pollinators, like bees and butterflies, visiting flowers in the garden.

## **Some questions to stimulate thinking and discussion:**



### **Aquarium:**

What would it be like for this fish in the ocean? What kind of food do you think this animal eats in the wild? How does this fish find its food?


### **Garden:**

How does this plant get its water, sunlight and air? What does this plant do to survive in the wild? How might animals depend on this plant?

## **Safety of students and animals and plants**

Please make sure that the students know that we ask that no one tap on the glass in the aquarium. It is very loud for the fish inside the tanks! It is important that no one put their hands in the water of the Shallows and Shores exhibit. Tell your group that this is the animals' only home and they need to feel safe here. Children love to climb; however, there are places at the aquarium and garden where climbing can be dangerous. In the garden, students must remain on the paths. The flowers are here for all visitors to enjoy; and they can be touched and smelled, but not picked. Remind the students that they need to be aware of how their behavior affects each other, the animals and the other visitors.

Leaving the aquarium and botanic garden with a souvenir can extend the child's experience, but remember that gift shop visits by school groups must be supervised. The Albuquerque Aquarium and Rio Grande Botanic Garden are great places to learn. Thank you for helping make your group's experience a great one!



# **BIOPARK GROUP ADMISSION INFORMATION**

## **GROUP REQUIREMENTS**

A chaperone ratio of 1 adult for every 5 students is required. Your group will be charged according to the total number you arrive with, not the number your reservation was made for. Reservations are only scheduled Monday through Friday.

## **GROUPS MUST ENTER AS A GROUP**

In order to qualify for discount admission, your group must be processed in one transaction. Individual payments will not be accepted at this reduced admission rate. Late arrivals will be required to pay full price admission. Your group will be admitted based on the count on your receipt. Do not pay for members that are arriving late. Remember to wait for your bus driver if he/she wishes to visit with your group.

Chaperones are responsible for group behavior. Please assign a chaperone to a specific group of children. Unsupervised and misbehaving children and their groups will be escorted from the grounds by security, and the school principal will be notified. Please attach an identifying nametag to each student. On it, include the student's name, the teacher's name, and the school name. (For animal safety, please do not use pins.)

## **RESERVED GROUP ADMISSION**

**HOURS OF OPERATION: 9:00am to 5:00pm**

Rio Grande Zoo

Adults **\$3.00**

Students **\$1.50**

Albuquerque Aquarium/Rio Grande Botanic Gardens

Adults **\$3.00**

Students **\$1.50**

## **REGULAR ADMISSION**

Seniors (Age 65 and over) **\$3.00**

Adults (13-64) **\$7.00**

Children (3-12) **\$3.00**

Children age 2 and under **FREE**

The BioPark accepts cash, check, Visa, MasterCard, and purchase orders.

**RESERVATION AGENT: (505) 764-6272**

**THIS DOES NOT CONSTITUTE A CONFIRMED RESERVATION.  
THIS IS FOR INFORMATION PURPOSES ONLY.**

## 2005 SCHOOL LUNCH ORDER FORM

Zoo       Aquarium-Garden

School Name: \_\_\_\_\_

School Address: \_\_\_\_\_

Contact Person: \_\_\_\_\_

Phone Number: \_\_\_\_\_

Date of Order: \_\_\_\_\_

Meal Date: \_\_\_\_\_

Serving Time: \_\_\_\_\_

Total # of Guests: \_\_\_\_\_

<p>Lunch #1 - \$3.50/person  <b>Choice of One:</b>                  Fried Chicken Drumstick <b>or</b>                  Mini Corn Dog <b>or</b>                  Grilled Cheese Sandwich <b>or</b>                  Beef Taco</p> <p><b>Includes:</b> Lays Potato                  Chips &amp; Small Pepsi Drink</p> <p># of Orders: _____                  Total \$ Amount: _____</p>	<p>Lunch #2 - \$3.95/person</p> <p>All Beef Hot Dog                  Lays Potato Chips                  Small Pepsi Drink</p> <p># of Orders: _____                  Total \$ Amount: _____</p>	<p>Lunch #3 - \$4.25/person</p> <p>¼ lb. Hamburger                  Lays Potato Chips                  Small Pepsi Drink</p> <p># of Orders: _____                  Total \$ Amount: _____</p>
---	---	--

**Method of Payment:**

Cash

Check

Credit Card

Save yourself and your students time, money and effort by pre-ordering school lunches. School lunches must be ordered at least one week prior to your visit to the Zoo, Aquarium or Botanic Garden. Please call (505) 848-7123 to place your order. If paying with a check, please make it payable to **SERVICE SYSTEMS ASSOCIATES**. PLEASE FAX BACK TO (505) 848-7192.



# ALBUQUERQUE AQUARIUM RIO GRANDE BOTANIC GARDEN EDUCATIONAL ACTIVITIES

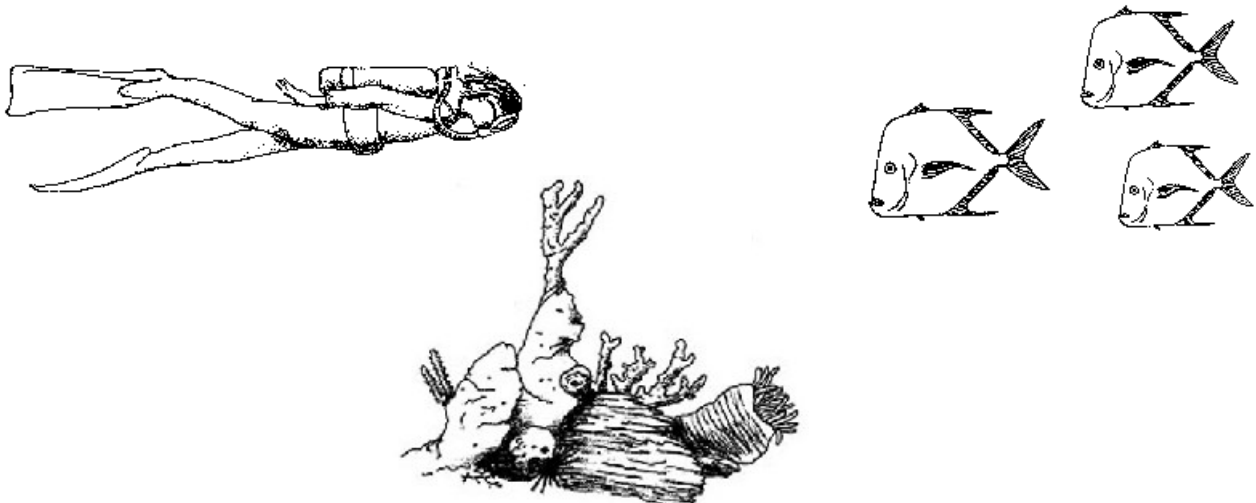
The Albuquerque Aquarium is home to approximately 3,000 aquatic animals from a variety of salt and freshwater habitats. The aquarium's theme follows a drop of water as it travels from the headwaters of the Rio Grande in Colorado to the Atlantic Ocean. A nine-minute film, "One River, Many Voices," introduces visitors to this journey. The aquarium offers a wonderful setting to teach about conservation and stewardship. By actually seeing a shark swim by, touching a crab, hearing the waves lapping the shore or smelling the mud flats, you experience the diversity of life.

The Rio Grande Botanic Garden is home to approximately 11,000 plants from a variety of habitats. The glass conservatories showcase plants of North American Deserts and Mediterranean climates. There are also formal gardens, which include a Spanish Moorish garden, the Jardin Redondo and Ceremonial Rose garden, Heritage Farm and the Fantasy Garden built just for children. The Butterfly Pavilion is open May-September.

The botanic garden offers a wonderful setting to teach about biodiversity. By actually seeing a tall saguaro cactus, a flitting butterfly or the lily pads in the pond; by hearing the waterfall; smelling the lavender and roses; or feeling the dry desert earth, you experience the diversity of life.

For teachers, the aquarium and botanic garden offer a chance to learn and teach in a non-traditional setting. The aquarium and garden exhibits are a stimulating educational resource, with applications for many disciplines.

The following activities may be used during your visit to the Albuquerque Aquarium and Rio Grande Botanic Garden with your preschool, kindergarten and first grade students.





# ACTIVITY IDEAS AND EXAMPLES

(Put on your thinking cap and try some yourself!)

## MOVEMENTS



Slither like an eel  
Ripple like a stingray  
Crawl like a crab  
Swim like a sea turtle

Sway like the grass  
Reach for the sun like a sunflower  
Arms out like a saguaro  
Creep like a vine

## SONGS/RHYMES

Change the words in a song or nursery rhyme to fit an ocean or plant theme. Examples below.

I'm a little teapot  
short and stout.  
Here is my handle.  
Here is my spout.

I'm a little flounder  
speckled and flat.  
I can change color  
in a snap!

I'm a desert cactus  
that starts out small.  
In a hundred years,  
I'll be quite tall.

## COLORS

Match a color in the rainbow to an animal or plant.  
(exhibit locations in parentheses)

	<u>Animal</u>	<u>Plant</u>
<b>Red</b>	Squirrelfish (Wreck)	Rose (Ceremonial garden)
<b>Orange</b>	Horse conch (Touchpool)	Pumpkin (Fantasy Garden)
<b>Yellow</b>	Porkfish (Ocean)	Sunflower (Pollinators' Garden)
<b>Green</b>	Moray eel (Eel Cave)	Grass (Festival Green)
<b>Blue</b>	Blue tang (Coral Reef)	Cape Plumbago (Mediterranean)
<b>Purple</b>	Royal gramma (Coral Reef)	Pansies (walkway beds)



## SHAPES

Match a fish with a shape! Examples below.

Round      Porcupinefish (Ocean)  
Kite        Stingray (Shallows & Shores)  
Ribbon     Moray eels (Cave)  
Pancake    Flounder (Surf Zone)





# MY VISIT TO THE CHILDREN'S FANTASY GARDEN

Color the pictures at the bottom of the page, cut them out and paste them in the correct place.

I sat inside a giant

I heard the "buzz" of a

dug tunnels in the soil.

Water poured from a

I saw \_\_\_\_\_ growing underground.

Birds built a \_\_\_\_\_ in a tree.



Nest



Carrots



Pumpkin



Worms



Bee



Watering can





# SEED MATCH

What will grow from each seed?

Look for clues in the Children's Fantasy Garden.

Draw a line to connect each seed with the correct plant.



Pine Tree



Corn



Sunflower



Oak Tree




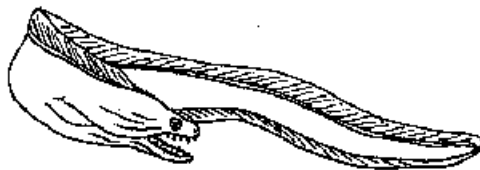


Pumpkin



Department of  
Biological  
Education

# OCEAN ANIMALS

Circle the animals that live in the ocean.



Color the eel GREEN

Color the jelly BLUE

Color the shark GRAY

Color the seahorse ORANGE

Color the sea turtle BROWN

Color the triggerfish PURPLE



Please help us to improve our education activities. Your comments are important to us! Please take a moment to fill out the evaluation below and mail it to:

Aquarium/Botanic Garden Education  
2601 Central Ave NW  
Albuquerque, NM 87104

(You may also deliver this to the education building the day of your visit.)

---

Please check each activity you used:

- Ocean Animals
- My Visit to the Children's Fantasy Garden
- Seed Match

What grade do you teach? \_\_\_\_\_

Which activities did you find most effective? Why?

Which activities did you find least effective? Why?

What could be included in the packet to further enhance your next visit?

Any additional comments:

**Thank you!**

(Optional)

Name: \_\_\_\_\_ Phone #: \_\_\_\_\_