


State Responses to Increased Enrollment/Budget Pressures

Joy Johnson Wilson
Health Policy Director, NCSL
Washington, D.C.

Medicaid as Percentage of State General Fund

- Education is still the largest general fund expenditure in most states
- Expenditures on Medicaid Vary
 - Average 18% (2002)
 - High 29% in Tennessee (2002)
 - Low 9% in New Hampshire (2002)

Source: Kaiser Family Foundation, Statehealthfacts.org, Medicaid Enrollment as a Percent of Total Population, 2002



State Response to Enrollment Increases/Budget Pressures

- No one recipe
- Generally everything is on the table
- Goal = Get the right mix



Response to Budget Pressures – Medicaid Changes

■ Medicaid Services

- Provider Reimbursement
- Benefits/Services
- Eligibility

■ Medicaid Administration

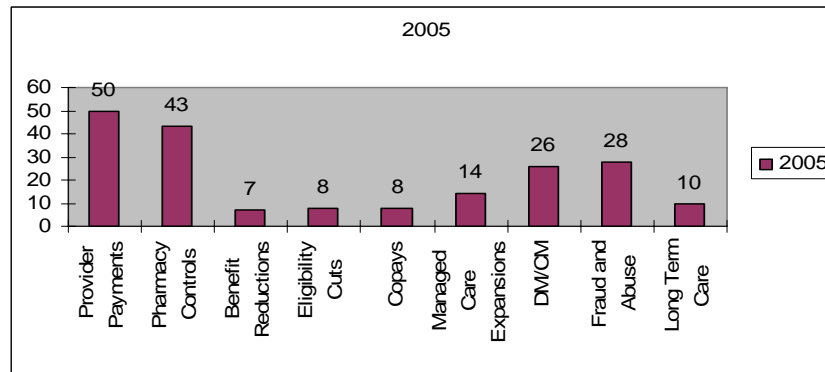
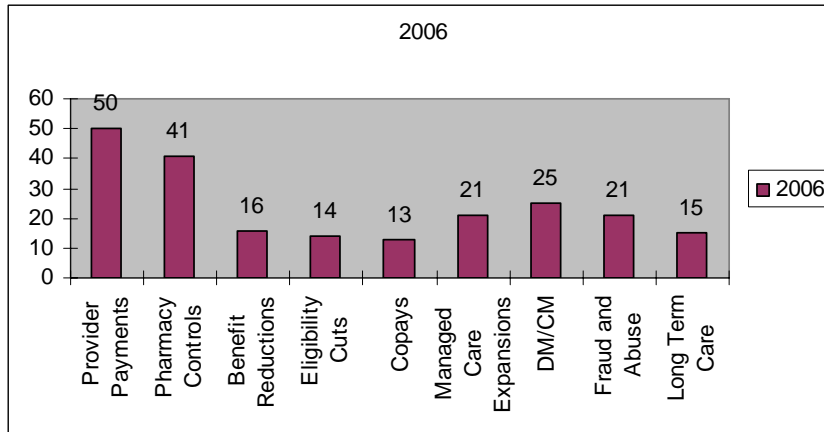
- Presumptive Eligibility
- Streamlined/Simplified Applications
- Eligibility Reforms



Medicaid Services

- Eligibility
 - **Mandatory**/Optional
- Benefits/Services
 - **Mandatory**/Optional
- Provider Reimbursement
 - **Mandatory** Guidelines
 - Market Forces

Cost Containment Initiatives



Source: Kaiser Family Foundation, Statehealthfacts.org, Medicaid Cost Containment Actions Taken by States, FY2005; Medicaid Cost Containment Actions Taken by States, FY2006