



Eye Safety Committee  
Maryland Society for Sight  
Baltimore, MD  
December 3, 1997

CPSA 6 (b)(1) Cleared  
X (2/2/97)  
No Mfrs/PrvtLbls or  
Products Identified  
\_\_\_\_ Excepted by \_\_\_\_  
\_\_\_\_ Firms Notified,  
Comments Processed.

## Log of Meeting

Date of Log Entry: December 5, 1997

Source of Log Entry: Susan Kyle, Ph.D., Project Manager  
Sports and Recreation  
CPSC *SK*

Attendees: Dr. Stuart Dankner, Committee Chair  
Ms. Kathleen Curtin, Executive Director, Maryland Society for Sight  
Dr. Dean Fiergang, Pediatric Ophthalmologist  
Mr. Ritchie Bansells, Trainer, Baltimore Orioles  
Mr. Don Scott, Baltimore TV Newscaster  
Mr. Tim Norbrook, Baltimore City Babe Ruth League  
Dr. Susan Kyle, CPSC

## Summary of Meeting

Dr. Danker called the meeting to order and introduced the newest member of the committee: Mr. Tim Norbrook, a former professional baseball player who now heads the Baltimore City Babe Ruth League.

Following a presentation by Game Face, a sports face guard company, the group discussed whether MSS should officially affiliate in any way with this manufacturer. It was decided to maintain the current policy of only recommending equipment which is recommended by Prevent Blindness America. This equipment generally meets ASTM standards.

A videotape of a May press conference was shown at which MSS launched an "Eye Safety 2000" campaign aimed at eliminating sports eye injuries to children by the year 2000. Efforts will be focused on public awareness (aimed at parents and children), professional education (for school and community rec league coaches), and state-wide legislation mandating guidelines for eye protection in sports.

The group planned to meet again in approximately six months.

The attached CPSC documents were supplied to Dr. Dankner and Ms. Curtin.

# News from CPSC

## U.S. Consumer Product Safety Commission

Office of Information and Public Affairs

Washington, D.C. 20207

For Immediate Release  
November 24, 1997  
Release # 98-031

Contact: Nychelle Fleming  
(301) 504-0580 Ext. 1192

### CPSC Releases Toy Safety Tips for Holiday Shoppers

WASHINGTON, D.C. - As the holiday season approaches, the U.S. Consumer Product Safety Commission (CPSC) warns gift-givers to keep safety in mind when choosing toys for young children. In 1996 CPSC received reports of 13 toy-related deaths and over 140,000 children who were treated in hospital emergency rooms for toy-related injuries. "These deaths were not only a tragedy, they were also preventable," cautioned CPSC Chairman Ann Brown. "It's important for parents and caregivers to take the time to read age-appropriate labels when choosing toys. This information can save a child's life."

CPSC requires labels to be on all toys marketed for children from 3 years old to under 6 years old if the toys pose a choking hazard to children under age 3. These labels tell consumers two critical things: They let them know that a toy is not safe for younger children and why it is not safe. Before CPSC issued these labeling requirements, it was more difficult for consumers to know whether toys they bought for older children could be a danger to younger kids.

"CPSC is proud to help keep America's children safe 365 days a year. In 1997 we obtained 239 toy and children's product recalls involving over 8 million product units to help prevent tragic injuries and deaths," said Brown. Consumers can help prevent toy-related injuries and deaths by always reading labels and being safety conscious. The following tips will help consumers choose appropriate toys this holiday season and all year round:

- Select toys to suit the age, abilities, skills, and interest level of the intended child. Toys too advanced may pose safety hazards to younger children.
- For infants, toddlers, and all children who still mouth objects, avoid toys with small parts which could pose a fatal choking hazard.
- For all children under age 8, avoid toys that have sharp edges and points.
- Do not purchase electric toys with heating elements for children under age 8.

-more-

- Be a label reader. Look for labels that give age recommendations and use that information as a guide.
- Look for sturdy construction, such as tightly secured eyes, nose, and other potential small parts.
- Check instructions for clarity. They should be clear to you, and when appropriate, to the child.
- Discard plastic wrappings on toys immediately, before they become deadly playthings.

By using common sense and these safety suggestions, holiday shoppers can make informed decisions when purchasing toys for children.

The U.S. Consumer Product Safety Commission protects the public from unreasonable risks of injury or death from 15,000 types of consumer products under the agency's jurisdiction. To report a dangerous product or a product-related injury and for information on CPSC's fax-on-demand service, call CPSC's hotline at (800) 638-2772 or CPSC's teletypewriter at (800) 638-8270. To order a press release through fax-on-demand, call (301) 504-0051 from the handset of your fax machine and enter the release number. Consumers can obtain this release and recall information at CPSC's web site at <http://www.cpsc.gov> or via Internet gopher services at [cpsc.gov](http://cpsc.gov). Consumers can report product hazards to [info@cpsc.gov](mailto:info@cpsc.gov). To establish a link from your web site to this press release on CPSC's web site, create a link to the following address: [www.cpsc.gov/cpscpub/prere1/prhtml98/98031.html](http://www.cpsc.gov/cpscpub/prere1/prhtml98/98031.html).

###

# Consumer Product-Related Eye Injuries

Ellen R. Schmidt, MS, OTR  
Jack Kramer

There are an estimated 206,000 consumer product-related eye injuries treated in hospital emergency departments each year in the United States. Many of these eye injuries are preventable. This article provides an introduction to the U.S. Consumer Product Safety Commission (CPSC); describes the CPSC's data collection methods and data on consumer product-related injuries; and provides information on how to report consumer product-related injuries to the CPSC and ways to access the CPSC product safety information.

## An Introduction to the U.S. Consumer Product Safety Commission

The U.S. Consumer Product Safety Commission (CPSC) was established as an independent federal regulatory agency in 1972 by Congress in the Consumer

Product Safety Act. The mission of the CPSC is "to protect the public against unreasonable risks of injuries and deaths associated with consumer products." The CPSC has jurisdiction over about 15,000 types of consumer products, including toys, fireworks, household appliances, and protective sports gear.

The CPSC works to reduce injuries and deaths from consumer products by (1) developing voluntary standards with industry; (2) issuing and enforcing mandatory standards, or banning consumer products if no feasible standard would adequately protect the public; (3) obtaining the recall of products or arranging for their repair; (4) conducting research on potential product hazards; and (5) informing and educating consumers through the media, state and local governments, and private organizations; and by responding to consumer inquiries.

## The CPSC's injury data collection methods

The CPSC uses multiple data sources to obtain information about product-related deaths and injuries. These sources include the CPSC's National Electronic Injury Surveillance System

(NEISS), death certificates from all states, the CPSC's Medical Examiners and Coroners Alert Project (MECAP), news clippings, the CPSC Hotline, and follow-up investigations of individual incidents. The CPSC also uses other national databases to obtain information related to the agency's mission.

Consumer product-related injuries are identified primarily through the NEISS. The NEISS is an injury data collection system that is composed of a sample of 101 hospitals with emergency departments in the United States and its territories. The system serves the CPSC in providing national estimates of the number and severity of emergency department-treated injuries associated with, but not necessarily caused by, consumer products. The NEISS system also serves as a means of locating injured individuals so that further information can be gathered by telephone and/or by on-site investigation concerning the nature and probable cause of the injury. NEISS data provide the Commission with basic information that may eventually lead to product modification or development of safety standards. Additionally, other federal agencies have contracted

*ABOUT THE AUTHORS: Ms. Schmidt and Mr. Kramer are with the U.S. Consumer Product Safety Commission, Bethesda, Maryland.*

*The views expressed by the authors do not necessarily represent those of the U.S. Consumer Product Safety Commission.*

*Press correspondence to Ellen R. Schmidt, MS, OTR, U.S. Consumer Product Safety Commission, 4330 East-West Highway, Room 604-18, Bethesda, MD 20814.*

## Eye Injuries

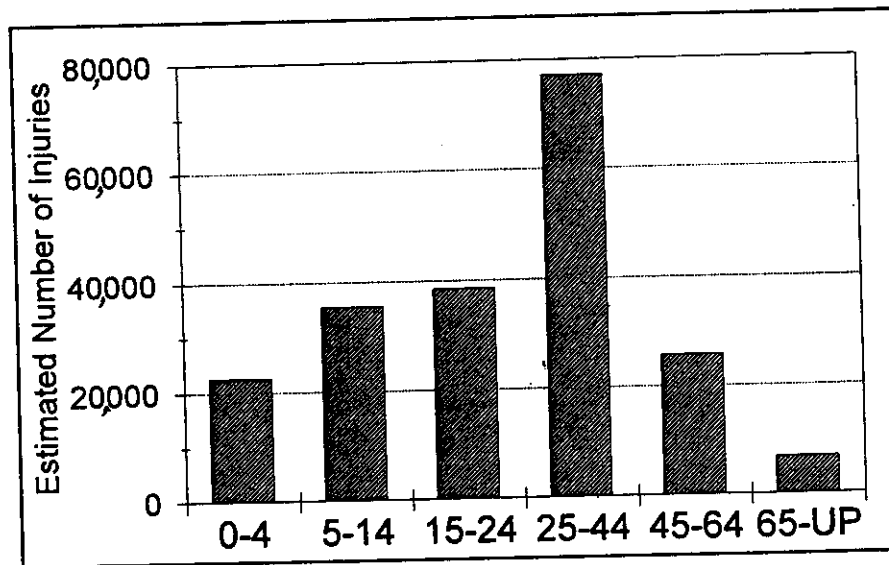


Figure 1. Consumer product-related eye injuries, by age groups, for 1996. Source: U.S. Consumer Product Safety Commission, National Electronic Injury Surveillance System (NEISS).

Age Group (years)	Estimated No. of Injuries	1996 Population (in thousands)	Rate per 10,000 Population
Total*	206,000	265,284	7.8
0-4	22,554	19,286	11.7
5-14	35,467	38,422	9.2
15-24	38,450	36,222	10.6
25-44	77,097	83,761	9.2
45-64	25,663	53,731	4.8
65+	6,779	33,861	2.0

\*Due to rounding, totals do not equal sum of columns.  
Source: U.S. Consumer Product Safety Commission, National Electronic Injury Surveillance System (NEISS).

with the CPSC to collect and use the NEISS data to develop national estimates of certain categories of injuries, such as those that are work-related, firearm-related, or intentional injuries.

### Consumer product-related eye injuries

In 1996, there were an estimated 206,000 consumer product-related eye injuries treated in U.S. hospital emergency rooms. These injuries exclude work-related eye injuries. Of the esti-

mated 206,000 eye injuries reported in 1996, 40% were contusions or abrasions. Foreign body injuries were the next most reported (18%), followed by dermatitis or conjunctivitis (11%).

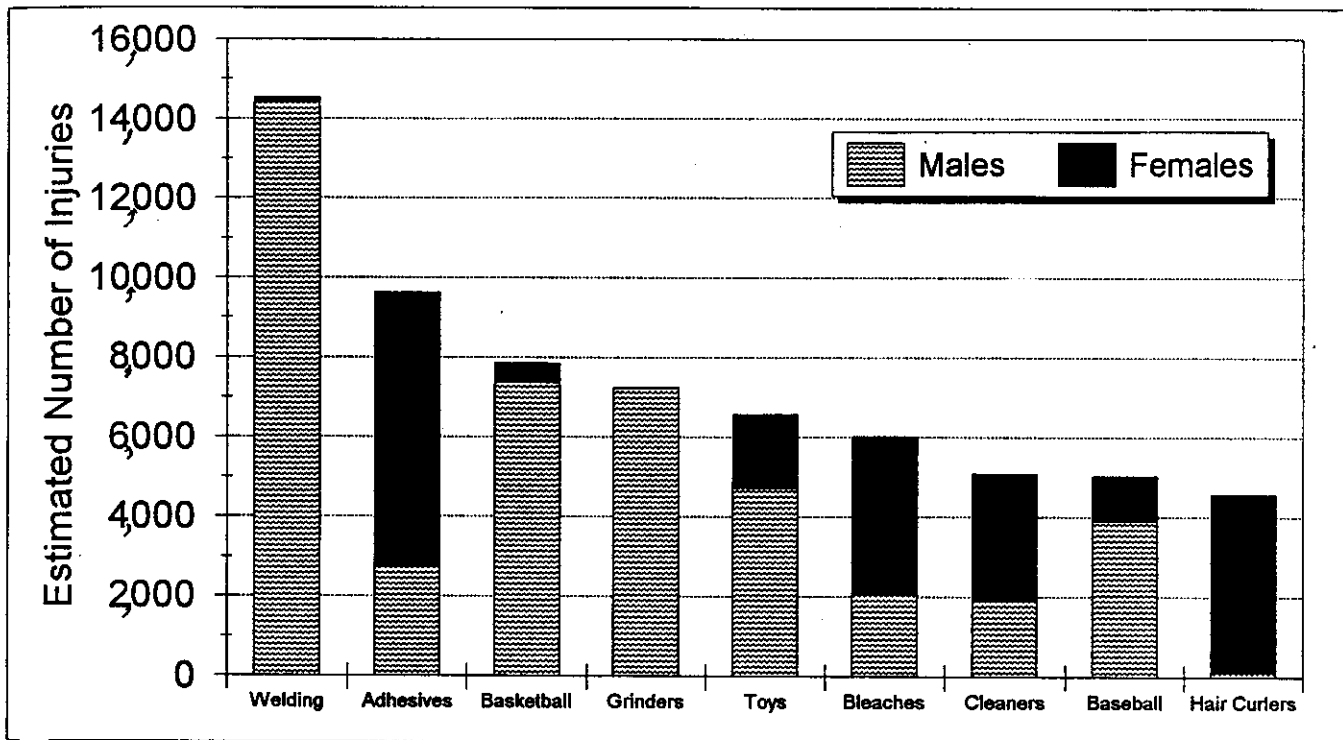
The age distribution of these injuries is displayed in Figure 1. The largest percentage of consumer product-related eye injuries, 37%, occur among persons 25 to 44 years old (77,100). Of the estimated 206,000 consumer product-related eye injuries in 1996, persons 5 to 14 years of age

and 15 to 24 years of age represented 17% (35,500) and 19% (38,600), respectively.

When population-based rates are calculated by age group, the age groups 45 years and older show a smaller estimated rate of injury compared with the age groups younger than 45 years of age. Table 1 presents the estimated number of eye injuries in 1996 and the rate per 10,000 population for each age group. The estimated rate of eye injuries for persons younger than age 45 is more than 2½ times as great as that for persons older than age 45 (9.8/10,000 compared with 3.7/10,000). The disparity is even more dramatic when comparing persons older than age 65. Their estimated injury rate is about 5 times lower than that of persons younger than age 45 (2.0/10,000 compared with 9.8/10,000).

The consumer products that were most frequently associated with eye injuries in 1996 are listed in Table 2. Figure 2 shows the estimated number of eye injuries in 1996 according to sex for those same specific consumer product categories. A review of the NEISS report narratives illustrates some of the hazard scenarios associated with each of these selected product categories.

*Welding equipment* (14,540). In most cases, the narrative made no mention of whether protective eyewear had been worn. When the narrative did mention eyewear, the majority of the cases stated that no protective eyewear had been worn. However, a few cases did report that the individual had been wearing eye protection but still suffered an eye injury. In a few incidents, the injured person had been watching someone else weld. About two thirds of the eye injuries associated with welding were radiation



2. Estimated number of eye injuries in 1996, by sex, for product categories. Source: U.S. Consumer Product Safety Commission, National Electronic Injury Surveillance System (NEISS).

burns. Other frequently reported injuries were foreign body related, dermatitis or conjunctivitis, and contusions or abrasions. The reported injuries were overwhelmingly among males (99%). Work-related cases were screened out of this data set.

**Adhesives (9,610).** The majority of the adhesive cases were reported as either fingernail glue or other household cyanoacrylate glue. Injuries frequently happened when persons who were using the glue either splashed the glue into their eyes or touched their eyes with wet glue on their fingers. Females were injured more frequently (72%), as many of the adhesives involved were fingernail glue.

**Basketball (7,850).** Most of the injuries occurred when an individual was poked in the eye by another player's finger or elbow. Several cases stated that the indi-

vidual had been struck by the ball itself. Predominately males (94%) were injured in this sport.

**Power workshop grinders (7,230).** The majority of workshop grinder eye injuries were foreign body related. In most cases, the foreign body was fragments from the metal that was being ground. In general, the cases did not report the use of protective eyewear. Males were injured in the use of these products in 99% of the cases.

**Toys (6,550).** In the majority of the reported cases, the specific toy was not identified. Most of the injuries occurred when an individual either fell on or was struck by the toy. Frequently reported toy types were toy sports equipment, unpowered models, balloons, and flying toys. Toys with projectiles were not frequently reported. No single type of toy was identified as a particular

Table 2

1996 Estimated Number of Eye Injuries Treated in U.S. Hospital Emergency Rooms by Selected Product Categories

Product Category	Estimated No. of Injuries
Welding equipment	14,540
Adhesives	9,610
Basketball	7,850
Power workshop grinders	7,230
Toys	6,550
Bleaches (noncosmetic)	6,020
General-purpose household cleaners	5,080
Baseball, softball	5,030
Hair curlers, curling irons	4,570

Source: U.S. Consumer Product Safety Commission, National Electronic Injury Surveillance System (NEISS).

problem. As is the case with childhood injuries in general, males were more frequently (72%) injured in toy-related incidents.

*Bleaches, noncosmetic (including pesticide bleaches)* (6,020). Splashing bleach into the eye was the most common incident reported. Several of the splashing incidents occurred when an individual was pouring the bleach into a washing machine, or a bucket containing water. A few cases reported the bleach being splashed when the bottle was dropped. Females were more frequently (66%) injured with the use of these products.

*General-purpose household cleaners* (5,080). The injuries associated with general-purpose household cleaners differed somewhat from those associated with bleach. In most of the general-purpose cleaner cases, the cleaner had been sprayed into the eye rather than splashed. Females were more frequently (63%) injured in relation to the use of these products.

*Baseball, softball* (5,030). Eye injuries mainly occurred when an individual was struck in the face by the ball. Thrown, pitched, and batted balls were all mentioned. Males were more often (78%) injured in this category than females. Because basketball and baseball were both associated with a high number of eye injuries, other team sports were examined as well. Football had an estimated 1,470 eye injuries, and soccer an estimated 1,400 eye injuries. Football-related eye injuries were mostly caused by being struck by the ball. Soccer injuries resulted from the ball or from other players' elbows.

*Curling irons* (4,570). Curling iron-related injuries happened when the hot curling iron contacted an individual's eye. In some cases, individuals had dropped irons; in others, they had poked themselves in the eye with irons. These products are primarily con-

nected with injuries to females (97%).

### **Suggestions for health care professionals**

It is important for health care professionals to educate patients during their examination or treatment visits and to advise them not only of the potential for eye injury from certain hazardous consumer products, but also of ways to prevent eye injuries from occurring. Patients should be encouraged to purchase and wear eye protection when using power tools and when engaging in other high-risk activities. Health care professionals are an important channel in communicating information about consumer product-related injuries, including eye injuries. The CPSC encourages the public and especially health care professionals such as nurses, physicians, technicians, and therapists to report all consumer product-related problems, injuries, and deaths to the CPSC in any of the number of ways described in this article.

### **How to report a product-related eye injury**

The CPSC is always seeking additional data on incidents, injuries, and deaths associated with the use of consumer products. If specific information can be obtained about individual incidents, the agency will be better equipped to make appropriate decisions for actions to prevent consumer product-related deaths and injuries. A recent national survey<sup>1</sup> indicated that 4½ times more people would report a dangerous product to health care professionals than to the CPSC. Therefore, it is very important for the CPSC to receive reports from various health care professionals and consumers.

To report a safety problem involving a consumer product, health care professionals should contact the CPSC, 24 hours a day, by phone at 800-638-8095, by fax at 800-809-0924, or by e-mail at <amcdonal@cpsc.gov/>. The CPSC Hotline also has a TTY number for the hearing- or speech-impaired (800-638-8270). The CPSC Hotline staff can respond to callers in various languages as needed. A Consumer Product Incident Report is contained in the *Consumer Product Safety Review*, a quarterly publication from the CPSC. The *Consumer Product Safety Review* can be ordered by calling 202-512-1800 or can be viewed on the CPSC Internet web site at <<http://www.cpsc.gov/>>. In addition, the CPSC web site includes an interactive Consumer Product Incident Report.

### **How to obtain information from the CPSC**

The CPSC National Injury Information Clearinghouse provides injury data from electronic data sources and distributes publications, including hazard analyses, special studies, and data summaries relating to the prevention of death and injury associated with consumer products. The Clearinghouse can be reached by phone at 301-504-0424 or by fax at 301-504-0025.

Additional information on CPSC activities can be obtained in a number of ways, including the agency's Internet web site, fax-on-demand, and toll-free hotline services. CPSC news releases, public calendar, and other information can be obtained via the Internet from the agency's web site at <<http://www.cpsc.gov/>> and Gopher site at <[cpsc.gov/](http://cpsc.gov/)>. CPSC news releases can be obtained by fax from the agency's fax-on-demand service.

(301-504-0051). One can dial this number from the handset of his or her fax machine and follow the instructions to place an order or to receive a catalog of available information. The CPSC's telephone Consumer Hotline (800-638-CPSC) can also be dialed 24 hours each day. The CPSC Hotline staff are available to assist callers during weekday work hours. Prerecorded information on product recalls and product safety is available when calling from a touch-tone telephone.

## Eye Injuries **KEYPOINTS**

Schmidt ER, Kramer J. **Consumer Product-Related Eye Injuries.** *Journal of Ophthalmic Nursing & Technology.* 1997;16(5):251-255.

- 1.** Many consumer product-related eye injuries are preventable.
- 2.** Health professionals are important in educating clients regarding injury prevention methods.
- 3.** The U.S. Consumer Product Safety Commission provides safety information to the public and accepts consumer product-related incident reports from all sources.


### Reference

1. Girasek DC. *Selected Findings From a National Safety Survey: Chairman's*

*Lecture and Discussion Series.*  
Washington, DC: U.S. Consumer Product Safety Commission; 1997.

# CUSTOM REPRINTS!

Let the *Journal of Ophthalmic Nursing & Technology* enhance your article with personally-designed reprints!



You can get more use out of the information you find in the *Journal of Ophthalmic Nursing & Technology* with article reprints. Now, SLACK Incorporated offers quality reprints in a choice of styles—you can custom-design your reprints on quality gloss paper in color or black and white.

This means you can give your article more impact with the power of color. And your reprints can be assembled into a bound booklet. Custom reprints from SLACK Incorporated give your articles a polished, professional look.

Order your reprints now in a choice of colors and in 8 1/2" x 11" or newspaper (11" x 15") sizes. The power of knowledge...the power of choice...*Journal of Ophthalmic Nursing & Technology* article reprints.

FOR A FREE ESTIMATE, CALL CATHY WARK AT  
1-800-257-8290

(in N.J., call 1-609-848-1000)

Available on a quotation basis. Minimum order is 100.



PRODUCT SUMMARY REPORT  
Product-Associated Visits to Hospital Emergency Rooms  
Injury Estimates for Calendar Year 1996  
National Electronic Injury Surveillance System

National Injury Information Clearinghouse  
U.S. Consumer Product Safety Commission  
Washington DC 20207--0001

## CAUTION

NEISS data and estimates are based on emergency department patient records that mention a consumer product or a recreational activity in association with an injury. Therefore it is incorrect, when using NEISS data, to say the injuries were caused by the product.

## PRELIMINARY NEISS ESTIMATES – PRODUCT SUMMARY REPORT

The Product Summary Report is produced annually by the Division of Hazard and Injury Data Systems in the Directorate for Epidemiology and Health Sciences. It is a compilation of information derived from reports of product-associated injuries treated in hospital emergency departments that participate in the National Electronic Injury Surveillance System (NEISS). The NEISS estimates are calculated using data from a sample of hospitals which are a probability sample of hospitals with emergency departments located within the United States and its territories.

1. Some individual estimates may be refined by CPSC staff at a later date to reflect information obtained through investigations and further analysis. Thus, some published estimates could possibly differ from individual estimates in this report.
2. The column titled Sample Count is the actual number of injured persons reported through the NEISS hospital emergency departments for the specific product codes. The National Estimate is an estimate of the number of injured persons treated in emergency departments in the U.S. and its territories associated with the listed product code or recreational activity.
3. The data are also presented as Percents of the National Estimate by Age Groupings and by Dispositions of cases; T&R Treated and Released; Hospitalized; or Trns Transferred to another medical facility.
4. The Commission recognizes that estimates based on small samples, if carefully interpreted, are useful. However, the Commission policy is to disseminate only national estimates that meet all three of the following standards of reliability: (1) coefficients of variation (CVs) that are 33 percent or smaller; (2) national estimates that are 1,200 or greater; and (3) national estimates that are based on a sample count of 20 or greater. Estimates which did not meet all of these criteria are shown with an asterisk, \*.

### NEISS SYSTEM CHANGES

The NEISS was redesigned in 1978, updated in 1990 and is being updated in 1996/1997. Overall, NEISS estimates for 1990 were somewhat higher than estimates for several earlier years. This reflected an improved sample, updated to represent a more current universe of hospital emergency departments in the U.S. The 1990 NEISS sample update took into account changes between the 1975 and 1985 sampling frames. The changes included the opening of new hospital emergency departments, the closing of some others, -continued- and substantial changes in caseloads in other hospital emergency departments.

The 1996 / 1997 NEISS sample update will take into account changes between the 1985 and 1995 sampling frames. The data user should also be aware that over time, there have been many alterations and modifications to the definitions of in-scope cases, product codes and other NEISS variables.

Because of these sample updates and other system modifications, caution is suggested when analyzing NEISS data for trends. If you have any questions on the use of these data, please contact the Clearinghouse.

National Injury Information Clearinghouse (ISIC)  
U.S. Consumer Product Safety Commission  
Washington DC 20207--0001

#### **EXPLANATION of VARIATION ASSOCIATED with NEISS ESTIMATES**

There are two types of variation possible in an estimate based on a sample survey: sampling and nonsampling.

- Sampling errors occur because observations are made only on a sample, not on the entire population. The sampling error (standard error) is primarily a measure of sampling variability; that is, the variations that might occur by chance because only one of a large number of possible samples of a given size were surveyed. If the survey were repeated, the chances are about 68 out of 100 that an estimate from the sample would differ from the average result of all possible samples of the same size by less than the standard error. The CV (coefficient of variation) listed in the second column of the attached table represents the value of the standard error of the estimate divided by that estimate.

For example, a product code might have an estimate of 50,000 injuries and a CV of 0.10. These numbers multiplied produce a standard error of 5,000 injuries. The range of 45,000 (50,000 minus 5,000) to 55,000 (50,000 plus 5,000) represents a 68 percent confidence interval for the estimate. It is customary to use a 95 percent confidence interval. For a 95 percent confidence interval, multiply the standard error by 1.96. In this example the 95 percent confidence interval would be 50,000 plus-or-minus 9,800.

- Nonsampling errors can be attributed to many sources: for example, inability to obtain information about all cases in the sample, definitional difficulties, mistakes in recording or coding the data obtained, and other errors of collection, response, processing, coverage, and estimation of missing data.

-continued-

## GENERALIZED SAMPLING ERRORS for NEISS ESTIMATES

To aid in interpreting the data, CPSC produces generalized sampling error estimates for NEISS data by applying a non-linear regression curve fitting procedure to the data collected each year. The generalized sampling errors are approximate values that are derived from fitting a curve through points determined by estimates and calculated sampling errors for a defined set of product groups. This procedure has been used with current annual NEISS injury estimates to produce the table that follows. The reader should bear in mind that because the table values are approximations, or generalized estimates of relative sampling errors, most likely they will differ somewhat from the calculated values for a given estimate.

The following table presents generalized estimates of relative sampling errors for NEISS injury estimates of 1,200 or more. The estimated relative sampling error, otherwise known as the coefficient of variation (CV), is a measure of the estimated sampling error of the injury estimate expressed as a proportion of the injury estimate.

Estimated Number Of Injuries	Relative Sampling Error (CV)
1,200	0.25
5,000	0.16
10,000	0.13
25,000	0.11
50,000	0.10
75,000	0.09
100,000	0.09
125,000	0.09
150,000	0.08
175,000	0.08
200,000	0.08
300,000	0.08
400,000	0.07
500,000	0.07
600,000	0.07
700,000	0.07
1,500,000 +	0.06

Example of use of this table: a product code with an estimate of 50,000 injuries has a generalized CV of 0.10. These numbers multiplied produce a standard error of 5,000 injuries. The range of 45,000 (50,000 minus 5,000) to 55,000 (50,000 plus 5,000) represents a 68 percent confidence interval for the estimate. For a 95 percent confidence interval, multiply the standard error by 1.96. In this example the 95 percent confidence interval would be 50,000 plus-or-minus 9,800.

-END-

PRODUCT SUMMARY REPORT SOURCE: NATIONAL ELECTRONIC INJURY SURVEILLANCE SYSTEM  
 U.S. CONSUMER PRODUCT SAFETY COMMISSION  
 EYE INJURIES - ALL PRODUCTS - CY 1996

08/20/97 17:00:04

PRODUCT CODE	DESCRIPTION	NATIONAL ESTIMATE	CV	SAMPLE COUNT	AGE PERCENTS					T&R	DISP TRNS	PERCENTS HOSP
					0-4	5-14	15-24	25-64	65-UP			
0422	BOTTLE OPENERS	43	1.00	1	0.0	0.0	0.0	100.0	0.0	100.0	0.0	0.0
0424	GLASS DRINKING GLASSES	541	0.35	11	7.9	20.7	6.3	44.3	20.7	100.0	0.0	0.0
0428	KITCHEN GADGETS, NOT ELSEWHERE CLASSIFIED	51	0.53	3	0.0	33.3	0.0	66.7	0.0	100.0	0.0	0.0
0450	SCISSORS, NOT SPECIFIED	283	0.46	8	12.0	24.1	24.2	0.0	39.7	87.9	0.0	12.1
0454	NONGLASS DRINKING GLASSES	17	1.00	1	0.0	0.0	0.0	100.0	0.0	100.0	0.0	0.0
0461	NONMETAL COOKWARE (NONELECTRIC)	19	1.00	1	0.0	0.0	0.0	100.0	0.0	100.0	0.0	0.0
0463	CANDLES, CANDLESTICKS AND OTHER CANDLE H	456	0.56	7	28.3	0.0	15.0	56.7	0.0	100.0	0.0	0.0
0464	KNIVES, NOT ELSEWHERE CLASSIFIED	432	0.32	14	28.6	27.7	21.8	21.8	0.0	78.2	0.0	21.8
0465	OTHER COOKWARE	77	0.71	2	55.6	44.4	0.0	0.0	0.0	100.0	0.0	0.0
0466	COOKWARE, NOT SPECIFIED	202	0.60	5	0.0	10.7	25.3	63.9	0.0	100.0	0.0	0.0
0474	TABLEWARE AND ACCESSORIES	841	0.30	14	25.1	6.1	30.7	38.1	0.0	100.0	0.0	0.0
0475	DRINKING GLASSES, NOT SPECIFIED	205	0.41	7	16.7	16.5	16.7	50.1	0.0	100.0	0.0	0.0
0477	THERMOMETERS (EXCLUDING MEDICAL THERMOME	43	1.00	1	0.0	100.0	0.0	0.0	0.0	100.0	0.0	0.0
0480	HANDUAL CLEANING EQUIPMENT (EXCL. BUCKETS	1449	0.35	33	2.3	16.5	8.3	72.9	0.0	100.0	0.0	0.0
0514	CERAMICS SUPPLIES OR EQUIPMENT	146	0.80	2	0.0	0.0	0.0	100.0	0.0	100.0	0.0	0.0
0519	TELEVISION TABLES OR STANDS	146	0.80	2	100.0	0.0	0.0	0.0	0.0	100.0	0.0	0.0
0536	PHOTOGRAPHIC EQUIPMENT	77	0.71	2	0.0	0.0	0.0	100.0	0.0	100.0	0.0	0.0
0545	AMATEUR TWO-WAY RADIOS	34	1.00	1	0.0	0.0	0.0	100.0	0.0	100.0	0.0	55.6
0546	STEREO OR HI-FI COMPONENTS OR ACCESSORIE	103	0.60	3	58.2	0.0	0.0	41.8	0.0	100.0	0.0	0.0
0547	SOUND RECORDING OR RECEIVING EQUIPMENT,	36	0.71	2	46.7	0.0	0.0	53.3	0.0	100.0	0.0	0.0
0550	TELEPHONES OR TELEPHONE ACCESSORIES	453	0.36	13	11.3	0.0	20.8	67.9	0.0	95.7	0.0	4.3
0552	ANTENNAS, NOT SPECIFIED	189	1.00	1	0.0	0.0	0.0	100.0	0.0	100.0	0.0	0.0
0557	COMPUTERS (EQUIPMENT & ELECTRONIC GAMES)	85	0.59	3	0.0	59.3	18.1	22.6	0.0	100.0	0.0	0.0
0559	RADIOS, NOT SPECIFIED	137	0.51	4	0.0	19.8	0.0	80.2	0.0	100.0	0.0	0.0
0564	ART SUPPLIES OR EQUIPMENT	17	1.00	1	0.0	62.6	25.0	12.4	0.0	100.0	0.0	0.0
0571	BUSINESS AND OFFICE MACHINES	442	0.39	11	19.2	4.4	0.0	100.0	0.0	100.0	0.0	0.0
0601	BEDSPRINGS OR BEDFRAMES	248	0.42	7	44.9	41.3	0.0	13.8	0.0	100.0	0.0	0.0
0604	DESKS, CHESTS, BUREAUS OR BUFFETS	170	0.38	9	49.9	20.0	0.0	30.2	0.0	100.0	0.0	0.0
0611	BATHTUBS OR SHOWERS	1034	0.23	26	14.9	21.6	26.3	26.4	0.0	90.0	0.0	10.0
0612	RUNNERS, THROW RUGS OR DOORMATS	51	0.75	2	0.0	33.1	0.0	66.9	0.0	100.0	0.0	0.0
0613	ROOM-SIZED, WALL-TO-WALL OR OUTDOOR CARP	17	1.00	1	0.0	0.0	100.0	0.0	0.0	100.0	0.0	0.0
0617	DRAPERIES, CURTAINS, SHOWER CURTAINS(FAB	422	0.49	5	0.0	0.0	0.0	100.0	0.0	100.0	0.0	0.0
0618	STEPLADDERS	17	1.00	1	0.0	0.0	0.0	100.0	0.0	100.0	0.0	0.0
0627	LIGHT BULBS	1444	0.28	33	0.0	6.6	19.1	74.3	0.0	100.0	0.0	0.0
0628	ELECTRIC CHANDELIERS OR OTHER ATTACHED L	17	1.00	1	0.0	100.0	0.0	0.0	0.0	100.0	0.0	0.0
0638	WINDOW SHADES, VENETIAN BLINDS OR INDOOR	447	0.40	9	55.8	0.0	3.8	40.4	0.0	100.0	0.0	0.0
0639	FLASHLIGHTS OR BATTERY-POWERED LANTERNS	70	0.60	3	0.0	27.4	24.0	48.6	0.0	100.0	0.0	0.0
0648	SINKS	498	0.35	13	0.0	0.0	0.0	74.1	25.9	100.0	0.0	0.0
0649	TOILETS	422	0.46	6	8.1	0.0	0.0	91.9	0.0	96.0	0.0	4.0
0652	PICTURES, PICTURE FRAMES OR WALL DECORAT	362	0.39	9	33.1	5.3	30.9	21.2	9.5	100.0	0.0	0.0
0654	KNICKKNACKS, STATUES, VASES OR URNS	146	0.48	4	23.5	23.5	0.0	23.5	29.4	100.0	0.0	0.0

PRODUCT CODE	DESCRIPTION	NATIONAL ESTIMATE	CV	SAMPLE COUNT	AGE PERCENTS		PERCENTS				T&R	DISP PERCENTS	
					0-4	5-14	15-24	25-64	65-UP	TRANS		HOSP	
0110	ELECTRIC HEATING PADS	146	0.80	2	0.0	0.0	0.0	100.0	0.0	76.6	0.0	23.4	
0115	VACUUM CLEANERS	382	0.27	12	9.0	8.2	26.9	51.5	4.4	100.0	0.0	0.0	
0125	WATER SOFTENERS OR CONDITIONERS (APPLIAN)	56	1.00	1	0.0	0.0	0.0	100.0	0.0	100.0	0.0	0.0	
0126	WASHING MACHINES, NOT SPECIFIED	39	0.71	2	0.0	0.0	56.1	43.9	0.0	100.0	0.0	0.0	
0127	CLOTHES DRYERS, NOT SPECIFIED	17	1.00	1	0.0	0.0	0.0	100.0	0.0	100.0	0.0	0.0	
0131	PROPANE, LP OR BUTANE GAS TANKS OR FITTI	60	0.77	2	0.0	0.0	71.7	28.3	0.0	100.0	0.0	0.0	
0134	WATER HEATERS, NOT SPECIFIED	112	1.00	1	0.0	0.0	0.0	100.0	0.0	100.0	0.0	0.0	
0214	DISHWASHERS	43	1.00	1	100.0	0.0	0.0	0.0	0.0	100.0	0.0	0.0	
0219	ELECTRIC DEEP FRYERS	43	1.00	1	0.0	0.0	0.0	100.0	0.0	100.0	0.0	0.0	
0221	FOOD WARMERS	112	1.00	1	0.0	0.0	0.0	100.0	0.0	100.0	0.0	0.0	
0222	ELECTRIC FRYING PANS AND SKILLETS	43	1.00	1	0.0	0.0	0.0	100.0	0.0	100.0	0.0	0.0	
0227	ICE MAKERS (SEPARATE FROM REFRIGERATORS)	112	1.00	1	0.0	0.0	100.0	0.0	0.0	100.0	0.0	0.0	
0234	TOASTERS	43	1.00	1	0.0	0.0	0.0	100.0	0.0	100.0	0.0	0.0	
0247	IRONS, NOT SPECIFIED	77	0.71	2	55.6	0.0	0.0	44.4	0.0	44.4	55.6	0.0	
0259	ELECTRIC RANGES (WITH OVENS)	43	1.00	1	0.0	0.0	0.0	100.0	0.0	100.0	0.0	0.0	
0261	ELECTRIC OVENS	77	0.71	2	0.0	0.0	0.0	100.0	0.0	44.4	55.6	0.0	
0262	GAS OVENS	43	1.00	1	0.0	0.0	0.0	100.0	0.0	100.0	0.0	0.0	
0263	FREEZERS (SEPARATE FROM REFRIGERATORS)	19	1.00	1	0.0	0.0	0.0	100.0	0.0	100.0	0.0	0.0	
0264	MICROWAVE OVENS	34	1.00	1	0.0	0.0	0.0	100.0	0.0	100.0	0.0	0.0	
0266	OVENS, NOT SPECIFIED	208	0.59	5	0.0	9.3	82.6	8.1	0.0	100.0	0.0	0.0	
0269	ELECTRIC KETTLES OR HOT POTS	339	0.41	8	0.0	16.5	12.6	70.9	0.0	100.0	0.0	0.0	
0273	RANGES, NOT SPECIFIED	43	1.00	1	0.0	0.0	0.0	100.0	0.0	100.0	0.0	0.0	
0276	REFRIGERATORS	129	0.88	2	0.0	0.0	86.9	13.1	0.0	100.0	0.0	0.0	
0308	BOILERS	267	0.31	9	6.3	12.8	7.2	73.6	0.0	100.0	0.0	0.0	
0310	GAS FURNACES	34	1.00	1	0.0	0.0	0.0	100.0	0.0	100.0	0.0	0.0	
0312	ELECTRIC BASEBOARD HEATERS	17	1.00	1	100.0	0.0	0.0	0.0	0.0	100.0	0.0	0.0	
0322	FURNACES, NOT SPECIFIED	124	0.50	5	0.0	0.0	0.0	72.7	27.3	100.0	0.0	0.0	
0342	FIREPLACES, NOT SPECIFIED	155	0.77	2	0.0	0.0	0.0	100.0	0.0	100.0	0.0	0.0	
0367	COAL OR WOOD-BURNING STOVES	112	1.00	1	0.0	0.0	0.0	100.0	0.0	100.0	0.0	0.0	
0370	HEATERS OR HEATING SYSTEMS, NOT SPECIFIC	34	0.68	2	0.0	0.0	0.0	100.0	0.0	100.0	0.0	0.0	
0371	DUCTWORK FOR HEATING OR COOLING SYSTEMS	188	0.51	5	18.2	0.0	0.0	100.0	0.0	100.0	0.0	0.0	
0374	PIPES (EXCLUDING SMOKING PIPES)	1015	0.24	32	11.2	14.4	22.4	52.0	0.0	100.0	0.0	0.0	
0378	CHIMNEYS, NOT SPECIFIED	17	1.00	1	0.0	0.0	0.0	100.0	0.0	100.0	0.0	0.0	
0379	RADIATORS (EXCLUDING VEHICLE RADIATORS)	53	0.73	3	36.3	63.7	0.0	0.0	0.0	100.0	0.0	0.0	
0380	FANS	359	0.34	11	4.7	9.4	9.5	76.3	0.0	95.3	0.0	4.7	
0381	AIR CONDITIONERS	256	0.56	6	0.0	0.0	7.5	92.5	0.0	100.0	0.0	0.0	
0388	ELECTRIC HEATERS, NOT ELSEWHERE CLASSIFI	43	1.00	1	0.0	0.0	0.0	100.0	0.0	100.0	0.0	0.0	
0399	KEROSENE OR OIL HEATERS	31	1.00	1	0.0	0.0	0.0	100.0	0.0	100.0	0.0	0.0	
0412	PRESSURE COOKERS OR CANNERS	36	0.71	2	0.0	0.0	0.0	100.0	0.0	100.0	0.0	0.0	
0413	WASTE CONTAINERS, TRASH BASKETS OR REBUS	188	0.42	6	18.2	0.0	22.8	59.0	0.0	100.0	0.0	0.0	
0417	FLATWARE (EXCLUDING KNIVES)	628	0.42	15	34.1	23.2	9.5	33.2	0.0	100.0	0.0	0.0	
0420	MANUAL SCISSORS	165	0.42	6	48.1	31.1	0.0	20.8	0.0	100.0	0.0	0.0	

PRODUCT SUMMARY REPORT SOURCE: NATIONAL IONIC INJURY SURVEILLANCE SYSTEM  
 U.S. CONSUMER PRODUCT COMMISSION  
 EYE INJURIES - ALL PRODUCTS - CY 1996

PRODUCT CODE	DESCRIPTION	NATIONAL ESTIMATE	CV	SAMPLE COUNT	AGE PERCENTS				DISP PERCENTS			
					0-4	5-14	15-24	25-64	65-UP	T&R	TRNS	HOSP
0657	TOWEL RACKS OR BARS	146	0.80	2	0.0	0.0	100.0	0.0	0.0	100.0	0.0	0.0
0661	BUNK BEDS	34	0.68	2	100.0	0.0	0.0	0.0	0.0	100.0	0.0	0.0
0666	TOWELS OR CLOTHS	515	0.31	12	0.0	33.3	28.3	38.5	0.0	100.0	0.0	0.0
0667	BEDSPREADS, THROWS OR COMFORTERS	17	1.00	1	0.0	0.0	0.0	100.0	0.0	100.0	0.0	0.0
0669	CLOTHESPINS	65	0.73	2	0.0	0.0	0.0	100.0	0.0	100.0	0.0	0.0
0676	RUGS OR CARPETS, NOT SPECIFIED	369	0.42	11	27.9	4.6	5.2	57.1	5.2	100.0	0.0	0.0
0679	SOFAS, COUCHES, DAVENPORTS, DIVANS OR ST	290	0.45	8	12.5	30.3	0.0	57.2	0.0	88.2	0.0	11.8
0684	UNATTACHED APPLIANCE OR LAMP CORDS	34	1.00	1	0.0	100.0	0.0	0.0	0.0	100.0	0.0	0.0
0685	EXTENSION CORDS	77	0.71	2	0.0	55.6	0.0	44.4	0.0	100.0	0.0	0.0
0689	BLANKETS, NOT SPECIFIED	154	0.49	4	0.0	50.0	0.0	50.0	0.0	100.0	0.0	0.0
0694	BEDS, NOT SPECIFIED	1284	0.26	42	22.7	22.2	5.6	46.9	2.7	100.0	0.0	0.0
0699	FAUCETS OR SPIGOTS	79	0.63	3	0.0	0.0	0.0	54.2	45.8	0.0	100.0	0.0
0701	FIRE EXTINGUISHERS	102	0.71	4	0.0	33.5	0.0	66.5	0.0	100.0	0.0	0.0
0803	POWER SANDERS	211	0.62	3	0.0	0.0	26.7	73.3	0.0	100.0	0.0	0.0
0804	POWER ROUTERS	124	0.56	4	0.0	0.0	0.0	100.0	0.0	100.0	0.0	0.0
0805	POWER LATHES	112	1.00	1	0.0	0.0	100.0	0.0	0.0	100.0	0.0	0.0
0809	OTHER PORTABLE OR STATIONARY POWER TOOLS	250	0.35	8	0.0	0.0	0.0	100.0	0.0	100.0	0.0	0.0
0812	ELECTRIC WELDING EQUIPMENT	975	0.34	21	0.0	0.0	36.2	63.8	0.0	100.0	0.0	0.0
0827	HAMMERS	2110	0.17	46	4.1	12.3	13.8	69.8	0.0	98.0	0.0	2.0
0828	SCREWDRIVERS	975	0.22	26	21.3	19.3	2.0	53.0	4.4	100.0	0.0	0.0
0830	HAND SAWS	231	0.47	6	0.0	0.0	0.0	100.0	0.0	100.0	0.0	0.0
0831	FUEL-BURNING WELDING EQUIPMENT	34	1.00	1	0.0	0.0	100.0	0.0	0.0	100.0	0.0	0.0
0832	PORTABLE CIRCULAR POWER SAWS	1167	0.28	22	0.0	0.0	21.4	78.6	0.0	100.0	0.0	0.0
0833	WORKSHOP COMPOUNDS OR CHEMICALS	594	0.54	8	7.2	0.0	18.9	36.2	37.8	100.0	0.0	0.0
0834	HEAVY-DUTY WORKSHOP STAPLERS	34	1.00	1	0.0	0.0	0.0	100.0	0.0	100.0	0.0	0.0
0835	TOOLBOXES OR TOOL KITS	77	0.71	2	44.4	0.0	0.0	55.6	0.0	100.0	0.0	0.0
0836	KNIVES WITH REPLACEABLE BLADES	60	0.77	2	0.0	0.0	71.7	28.3	0.0	100.0	0.0	0.0
0837	WIRE, NOT SPECIFIED	1134	0.30	22	0.0	6.8	1.5	88.7	3.0	100.0	0.0	0.0
0841	BENCH OR TABLE SAWS	621	0.34	13	0.0	0.0	18.1	76.4	5.5	100.0	0.0	0.0
0842	BAND SAWS	17	1.00	1	0.0	0.0	0.0	100.0	0.0	100.0	0.0	0.0
0843	RADIAL ARM SAWS	112	1.00	1	0.0	0.0	0.0	100.0	0.0	100.0	0.0	0.0
0844	POWER HACK SAWS	17	1.00	1	0.0	0.0	0.0	100.0	0.0	100.0	0.0	0.0
0845	SAWS, NOT SPECIFIED	3696	0.24	1	0.0	0.0	0.0	100.0	0.0	100.0	0.0	0.0
0847	DRILLS, NOT SPECIFIED	2247	0.20	74	0.0	1.2	10.7	86.7	1.4	100.0	0.0	0.0
0852	ROPE OR STRING	427	0.34	43	0.0	1.9	16.7	76.4	5.0	100.0	0.0	0.0
0854	WORKSHOP FURNISHINGS	267	0.51	12	10.0	22.0	4.0	63.9	0.0	100.0	0.0	0.0
0855	PORTABLE POWER DRILLS AND ACCESSORIES	77	0.71	3	0.0	0.0	0.0	100.0	0.0	100.0	0.0	0.0
0857	PLIERS, WIRE CUTTERS OR WRENCHES	470	0.26	2	0.0	0.0	0.0	100.0	0.0	100.0	0.0	0.0
0859	SOLDERING EQUIPMENT, NOT SPECIFIED	585	0.40	15	7.3	0.0	20.0	69.1	3.6	100.0	0.0	0.0
0862	MANUAL FILING OR SANDING TOOLS	303	0.29	11	0.0	0.0	7.3	92.7	0.0	100.0	0.0	0.0
0863	OTHER POWER SAWS	534	0.42	6	0.0	0.0	6.4	87.3	6.4	100.0	0.0	0.0
0865	PORTABLE POWER WORKSHOP GRINDERS, BUFFER	393	0.64	4	0.0	28.6	28.6	42.9	0.0	100.0	0.0	0.0

PRODUCT SUMMARY REPORT SOURCE: NATIONAL ELECTRONIC INJURY SURVEILLANCE SYSTEM  
 U.S. CONSUMER PRODUCT SAFETY COMMISSION  
 EYE INJURIES - ALL PRODUCTS - CY 1996

PRODUCT CODE	DESCRIPTION	NATIONAL ESTIMATE	CV	SAMPLE COUNT	AGE PERCENTS				DISP PERCENTS			
					0-4	5-14	15-24	25-64	65-UP	T&R TRNS	HOSP	
0867	WELDING EQUIPMENT, NOT SPECIFIED	13449	0.12	262	0.0	1.0	32.1	66.1	0.8	98.3	1.7	0.0
0870	AWLS, CHISELS OR PLANES	206	0.61	4	0.0	8.2	20.8	71.0	0.0	100.0	0.0	0.0
0871	POWER DRILLS OR ACCESSORIES, NOT SPECIFI	585	0.49	9	0.0	0.0	10.2	70.6	19.2	100.0	0.0	0.0
0872	POWER SAWS, NOT SPECIFIED	846	0.34	17	0.0	0.0	7.1	79.7	13.3	100.0	0.0	0.0
0873	STATIONARY POWER WORKSHOP GRINDERS, BUFF	112	1.00	1	0.0	0.0	0.0	100.0	0.0	100.0	0.0	0.0
0874	CUTTING TORCHES	400	0.60	8	0.0	0.0	40.9	31.1	28.1	100.0	0.0	0.0
0875	JIGSAWS	69	0.69	2	0.0	0.0	0.0	100.0	0.0	100.0	0.0	0.0
0876	POWER WORKSHOP GRINDERS, BUFFERS, POLISH	6721	0.15	117	0.3	1.7	13.6	82.8	1.7	100.0	0.0	0.0
0879	VISES OR WORKSHOP CLAMPS	34	1.00	1	0.0	0.0	0.0	100.0	0.0	100.0	0.0	0.0
0881	OTHER MANUAL WORKSHOP TOOLS	760	0.33	12	9.0	0.0	34.0	56.9	0.0	100.0	0.0	0.0
0882	NAIL GUNS OR STUD DRIVERS	259	0.88	3	0.0	0.0	56.6	43.4	0.0	100.0	0.0	0.0
0885	CHAINS, NOT ELSEWHERE CLASSIFIED	43	1.00	1	0.0	0.0	0.0	0.0	100.0	100.0	0.0	0.0
0886	STRETCH CORDS OR STRAPS	894	0.26	25	0.0	12.9	16.9	65.4	4.8	80.5	12.6	7.0
0887	PAINTING EQUIPMENT, POWERED (INCL.SPRAYE	86	0.69	2	0.0	0.0	50.0	50.0	0.0	100.0	0.0	0.0
0888	SPRAYERS, NOT ELSEWHERE CLASSIFIED	112	1.00	1	0.0	0.0	0.0	100.0	0.0	100.0	0.0	0.0
0889	MV BATTERIES	925	0.34	15	0.0	0.0	23.7	64.1	12.1	100.0	0.0	0.0
0891	N.O.S. BATTERIES	272	0.49	6	0.0	0.0	12.6	87.4	0.0	100.0	0.0	0.0
0892	NON-MV BATTERIES	845	0.29	15	7.4	38.7	13.3	36.6	4.1	100.0	0.0	0.0
0905	FURNITURE POLISHES OR WAXES	145	0.47	5	23.6	53.1	0.0	23.3	0.0	100.0	0.0	0.0
0908	PAINT OR VARNISH THINNERS	456	0.36	12	9.4	18.8	7.9	63.9	0.0	100.0	0.0	0.0
0909	ADHESIVES	9609	0.09	264	8.8	21.4	23.8	43.8	2.2	99.6	0.0	0.0
0910	GASOLINE	2895	0.16	58	24.2	13.1	16.1	34.4	12.2	100.0	0.0	0.0
0913	LUBRICANTS	559	0.40	9	0.0	20.1	46.2	33.8	0.0	100.0	0.0	0.0
0915	METHYL ALCOHOL (SOLVENT)	51	0.75	2	0.0	66.9	0.0	33.1	0.0	100.0	0.0	0.0
0920	CAULKING OR SPACKLING COMPOUNDS	79	0.63	3	0.0	0.0	24.4	75.6	0.0	100.0	0.0	0.0
0921	CHEMICALS, OTHER AND NOT ELSEWHERE CLASS	1607	0.20	38	15.0	9.3	22.0	53.7	0.0	98.9	0.0	1.1
0925	PAINT BRUSHES OF ROLLERS, MANUAL	86	0.69	2	0.0	50.0	0.0	0.0	50.0	100.0	0.0	0.0
0926	PHOTOGRAPHIC CHEMICALS	17	1.00	1	0.0	0.0	0.0	100.0	0.0	100.0	0.0	0.0
0927	TAPES (WITH ADHESIVE SURFACES)	129	0.88	2	0.0	13.1	0.0	86.9	0.0	100.0	0.0	0.0
0929	DRAIN CLEANERS	684	0.33	15	0.0	5.0	31.5	57.2	6.3	100.0	0.0	0.0
0930	AMONIA, HOUSEHOLD	485	0.33	17	7.0	0.0	7.5	85.6	0.0	100.0	0.0	0.0
0934	DISHWASHER DETERGENTS	85	0.59	4	19.9	40.3	19.9	19.9	0.0	100.0	0.0	0.0
0936	ACIDS	432	0.41	9	3.2	9.9	8.4	81.7	0.0	100.0	0.0	0.0
0938	SWIMMING POOL CHEMICALS	1623	0.31	39	0.0	14.7	19.6	60.5	2.1	100.0	0.0	0.0
0940	LIGHTER FLUIDS	43	1.00	1	0.0	0.0	0.0	100.0	0.0	100.0	0.0	0.0
0942	OVEN CLEANERS	1211	0.23	24	24.8	9.3	23.4	33.3	9.3	100.0	0.0	0.0
0945	PINE OIL CLEANING AND DISINFECTANT PREPA	516	0.48	12	16.6	14.1	25.0	44.3	0.0	100.0	0.0	0.0
0949	LAUNDRY SOAPS OR DETERGENTS	1146	0.24	28	65.3	4.5	1.5	28.8	0.0	100.0	0.0	0.0
0951	TOILET BOWL PRODUCTS	647	0.35	11	0.0	17.3	15.9	66.8	0.0	100.0	0.0	0.0
0952	FABRIC TREATMENT PRODUCTS	224	0.62	4	80.8	19.2	0.0	0.0	0.0	100.0	0.0	0.0
0953	ABRASIVE CLEANERS	224	0.58	4	49.8	0.0	0.0	0.0	50.2	100.0	0.0	0.0
0954	GENERAL PURPOSE HOUSEHOLD CLEANERS	5025	0.13	119	37.1	13.5	8.2	41.2	0.0	100.0	0.0	0.0



PRODUCT SUMMARY REPORT SOURCE: NATIONAL E IC INJURY SURVEILLANCE SYSTEM  
 U.S. CONSUMER PRODUCT SAFETY COMMISSION  
 EYE INJURIES - ALL PRODUCTS - CY 1996

PRODUCT CODE	DESCRIPTION	NATIONAL ESTIMATE	CV	SAMPLE COUNT	AGE PERCENTS					DISP PERCENTS		
					0-4	5-14	15-24	25-64	65-UP	T&R	TRNS	HOSP
0955	AUTOMOTIVE CHEMICALS	1127	0.29	21	11.5	3.8	26.4	54.6	3.8	98.5	0.0	1.5
0956	BLEACHES (NONCOSMETIC)	6019	0.12	146	8.0	7.6	22.5	56.5	5.4	100.0	0.0	0.0
0957	DYES (NONCOSMETIC)	146	0.78	3	0.0	11.6	0.0	88.4	0.0	100.0	0.0	0.0
0960	PAINTS, VARNISHES OR SHELLACS	2648	0.18	58	8.9	17.7	15.3	51.6	6.5	98.4	0.0	0.0
0962	DIESEL FUELS	155	0.77	2	0.0	27.7	0.0	72.3	0.0	100.0	0.0	0.0
0963	KEROSENE	43	1.00	1	0.0	0.0	0.0	100.0	0.0	100.0	0.0	0.0
0965	FUEL OILS, NOT SPECIFIED	17	1.00	1	0.0	0.0	0.0	100.0	0.0	100.0	0.0	0.0
0966	ANTIFREEZE	240	0.54	5	0.0	0.0	7.0	93.0	0.0	100.0	0.0	0.0
0967	WINDSHIELD WIPER FLUIDS	19	1.00	1	0.0	0.0	100.0	0.0	0.0	100.0	0.0	0.0
0968	CAUSTICS	146	0.80	2	0.0	0.0	0.0	100.0	0.0	100.0	0.0	0.0
0969	LYE	68	0.61	3	0.0	0.0	24.9	75.1	0.0	75.1	0.0	24.9
0972	PAINT OR VARNISH REMOVERS, PAINTBRUSH CL	649	0.34	13	0.0	6.6	43.2	50.2	0.0	93.4	0.0	0.0
0973	LIQUID ROOM DEODORIZERS OR FRESHENERS	163	0.48	4	52.6	47.4	0.0	0.0	0.0	100.0	0.0	0.0
0974	SOLID ROOM DEODORIZERS OR FRESHENERS	34	1.00	1	0.0	0.0	0.0	100.0	0.0	100.0	0.0	0.0
0975	ROOM DEODORIZERS OR FRESHENERS, NOT SPEC	396	0.49	5	4.3	28.3	10.8	28.3	28.3	100.0	0.0	0.0
0976	DETERGENTS, NOT SPECIFIED	213	0.50	9	8.0	36.0	16.1	39.9	0.0	100.0	0.0	0.0
0977	SPOT REMOVERS OR CLEANING FLUIDS	438	0.40	9	19.5	33.4	35.4	11.7	0.0	100.0	0.0	0.0
0978	AUTOMOTIVE WAXES, POLISHES OR CLEANERS	378	0.45	8	36.1	0.0	59.4	4.5	0.0	100.0	0.0	0.0
0979	DISHWASHING LIQUID	343	0.41	8	32.7	22.5	4.9	39.9	0.0	100.0	0.0	0.0
0980	FUEL STORAGE TANKS	77	0.71	3	0.0	0.0	55.9	44.1	0.0	100.0	0.0	0.0
0981	GASOLINE CANS	43	1.00	1	0.0	100.0	0.0	0.0	0.0	100.0	0.0	0.0
0982	SCHOOL LABORATORY CHEMICALS	34	1.00	1	0.0	100.0	0.0	0.0	0.0	100.0	0.0	0.0
0983	SOAPS (EXCL. LAUNDRY SOAPS OR DETERGENTS	1038	0.26	22	23.1	3.3	13.8	59.8	0.0	100.0	0.0	0.0
1023	FERTILIZERS, NOT SPECIFIED	43	1.00	1	0.0	0.0	0.0	100.0	0.0	100.0	0.0	0.0
1053	FERTILIZERS AND OTHER CHEMICALS FOR OUTD	241	0.55	4	46.6	17.8	0.0	17.8	17.8	100.0	0.0	0.0
1062	TRACTORS, OTHER OR NOT SPECIFIED	111	0.54	4	0.0	38.6	0.0	46.1	15.3	100.0	0.0	0.0
1102	VACUUM CONTAINERS	34	1.00	1	0.0	0.0	0.0	100.0	0.0	100.0	0.0	0.0
1107	OTHER CONTAINERS	34	1.00	1	100.0	0.0	0.0	0.0	0.0	100.0	0.0	0.0
1112	METAL CONTAINERS	292	0.49	7	0.0	5.8	11.7	82.5	0.0	100.0	0.0	0.0
1114	CARDBOARD PRODUCTS	1143	0.28	24	0.0	15.8	6.0	78.2	0.0	100.0	0.0	0.0
1120	GLASS SOFT DRINK BOTTLES	146	0.80	2	0.0	100.0	0.0	0.0	0.0	23.4	76.6	0.0
1122	GLASS ALCOHOLIC BEVERAGE BOTTLES	253	0.50	7	0.0	6.7	84.7	8.6	0.0	93.3	0.0	6.7
1123	PLASTIC CONTAINERS (RIGID OR SEMI-RIGID)	73	0.60	3	0.0	23.2	0.0	76.8	0.0	100.0	0.0	0.0
1125	WOODEN CONTAINERS	112	1.00	1	0.0	0.0	0.0	100.0	0.0	100.0	0.0	0.0
1127	NONGLASS BOTTLES OR JARS	249	0.51	6	20.6	13.8	0.0	65.7	0.0	100.0	0.0	0.0
1128	PAPER BAGS	241	0.31	10	0.0	0.0	14.1	85.9	0.0	100.0	0.0	0.0
1130	PLASTIC BAGS	111	0.57	3	38.5	0.0	0.0	61.5	0.0	100.0	0.0	0.0
1131	PLASTIC WRAPPING PRODUCTS	51	0.75	2	0.0	0.0	66.9	33.1	0.0	100.0	0.0	0.0
1132	PLASTIC PRODUCTS, NOT SPECIFIED	154	0.47	5	33.3	11.0	0.0	55.7	0.0	100.0	0.0	0.0
1133	AEROSOL CONTAINERS	1866	0.21	44	23.3	31.8	5.8	35.5	3.7	100.0	0.0	0.0
1134	OTHER GLASS BOTTLES OR JARS	34	1.00	1	100.0	0.0	0.0	0.0	0.0	100.0	0.0	0.0
1135	BOTTLES OR JARS, NOT SPECIFIED	1151	0.28	32	27.3	9.1	18.6	42.3	2.7	98.5	0.0	1.5

PRODUCT SUMMARY REPORT SOURCE: NATIONAL ELECTRONIC INJURY SURVEILLANCE SYSTEM  
 U.S. CONSUMER PRODUCT SAFETY COMMISSION  
 EYE INJURIES - ALL PRODUCTS - CY 1996

PRODUCT CODE	DESCRIPTION	NATIONAL ESTIMATE	CV	SAMPLE COUNT	AGE PERCENTS				DISP PERCENTS				
					0-4	5-14	15-24	25-64	65-UP	T&R	TRNS	HOSP	
1137	PAPER PRODUCTS	2680	0.21	63	5.8	21.4	14.0	58.9	0.0	100.0	0.0	0.0	0.0
1139	ALUMINUM FOIL WRAPPING PRODUCTS	34	1.00	1	0.0	0.0	100.0	0.0	0.0	100.0	0.0	0.0	0.0
1140	GLASS BOTTLES OR JARS, NOT SPECIFIED	459	0.34	13	0.0	18.6	48.6	32.8	0.0	90.7	0.0	9.3	0.0
1141	CONTAINERS, NOT SPECIFIED	741	0.28	22	5.8	7.2	33.6	53.4	0.0	100.0	0.0	0.0	0.0
1143	BUCKETS OR PAILS	662	0.35	11	12.9	22.1	0.0	64.9	0.0	100.0	0.0	0.0	0.0
1144	BAGS, NOT ELSEWHERE CLASSIFIED	216	0.36	8	15.9	7.8	0.0	68.4	7.8	100.0	0.0	0.0	0.0
1205	BASKETBALL (ACTIVITY, APPAREL OR EQUIP.)	7852	0.12	226	0.4	27.1	41.2	31.3	0.0	99.2	0.0	0.0	0.0
1207	BOWLING (ACTIVITY, APPAREL OR EQUIPMENT)	17	1.00	1	0.0	0.0	0.0	100.0	0.0	100.0	0.0	0.0	0.0
1211	BOXING (ACTIVITY, APPAREL OR EQUIPMENT)	303	0.54	5	0.0	57.5	42.5	0.0	0.0	100.0	0.0	0.0	0.0
1211	FOOTBALL (ACTIVITY, APPAREL OR EQUIPMENT)	1470	0.21	39	2.9	49.0	36.7	11.4	0.0	93.6	0.0	6.4	0.0
1212	GOLF (ACTIVITY, APPAREL OR EQUIP.)	1054	0.28	24	3.2	17.1	1.6	62.6	15.5	82.0	0.0	0.0	0.0
1213	GOLF CARTS	22	1.00	1	0.0	0.0	100.0	0.0	0.0	100.0	14.7	3.2	0.0
1215	LACROSSE (ACTIVITY, APPAREL OR EQUIPMENT)	34	1.00	1	0.0	0.0	100.0	0.0	0.0	100.0	0.0	0.0	0.0
1217	SLEDS	335	0.50	6	52.1	47.9	0.0	0.0	0.0	100.0	0.0	0.0	0.0
1233	TRAMPOLINES	51	0.75	2	0.0	66.9	0.0	0.0	0.0	66.5	0.0	33.5	0.0
1235	ARCHERY (ACTIVITY, APPAREL OR EQUIPMENT)	421	0.44	7	8.1	38.6	26.6	26.6	0.0	100.0	0.0	0.0	0.0
1237	GAS, AIR OR SPRING-OPERATED GUNS	1193	0.30	25	6.2	72.8	16.7	2.9	1.4	81.7	10.2	8.1	0.0
1239	HORSEBACK RIDING (ACTIVITY, APPAREL, EQ)	168	0.71	3	0.0	66.7	20.4	12.9	0.0	100.0	56.2	11.5	0.0
1240	AQUARIUMS OR ACCESSORIES	34	1.00	1	0.0	0.0	100.0	0.0	0.0	100.0	0.0	0.0	0.0
1242	SLIDES OR SLIDING BOARDS	51	0.75	2	100.0	0.0	0.0	0.0	0.0	100.0	0.0	0.0	0.0
1244	MONKEY BARS OR OTHER PLAYGROUND CLIMBING	180	0.68	4	9.4	90.6	0.0	0.0	0.0	100.0	0.0	0.0	0.0
1258	MOUNTAIN CLIMBING (ACTIVITY, APPAREL OR	112	1.00	1	0.0	0.0	0.0	100.0	0.0	100.0	0.0	0.0	0.0
1260	BILLIARDS OR POOL (ACTIVITY, APPAREL OR	437	0.34	12	11.7	15.7	33.2	39.4	0.0	100.0	0.0	0.0	0.0
1261	SURFING (ACTIVITY, APPAREL OR EQUIPMENT)	43	1.00	1	0.0	0.0	0.0	100.0	0.0	100.0	0.0	0.0	0.0
1264	WATER SKIING (ACTIVITY, APPAREL OR EQUIP	224	0.70	2	0.0	0.0	0.0	100.0	0.0	100.0	0.0	0.0	0.0
1266	VOLLEYBALL (ACTIVITY, APPAREL OR EQUIP.)	197	0.41	6	0.0	43.6	17.4	39.0	0.0	100.0	0.0	0.0	0.0
1267	SOCCER (ACTIVITY, APPAREL OR EQUIP.)	1407	0.21	43	0.0	40.9	29.9	26.1	3.0	100.0	0.0	0.0	0.0
1270	WRESTLING (ACTIVITY, APPAREL OR EQUIP.)	205	0.40	6	0.0	16.7	75.1	8.2	0.0	100.0	0.0	0.0	0.0
1272	GYMNASTICS (ACTIVITY, APPAREL OR EQUIPMEN	34	1.00	1	0.0	100.0	0.0	0.0	0.0	100.0	0.0	0.0	0.0
1275	SCUBA DIVING (ACTIVITY, APPAREL OR EQUIP.)	112	1.00	1	100.0	0.0	0.0	0.0	0.0	100.0	0.0	0.0	0.0
1279	ICE HOCKEY (ACTIVITY, APPAREL OR EQUIPME	130	0.51	6	0.0	13.0	13.0	73.9	0.0	100.0	0.0	0.0	0.0
1282	HANDBALL (ACTIVITY, APPAREL OR EQUIPMENT	70	0.78	4	0.0	24.2	27.5	48.3	0.0	100.0	0.0	0.0	0.0
1284	SWIMMING POOLS, NOT SPECIFIED	1148	0.28	33	5.9	41.9	16.5	32.7	2.9	100.0	0.0	0.0	0.0
1290	SNOWMOBILES (ACTIVITY, APPAREL OR EQUIPM	224	1.00	2	0.0	50.0	0.0	50.0	0.0	100.0	0.0	0.0	0.0
1293	AMUSEMENT ATTRACTIONS (INCLUDING RIDES)	344	0.50	5	32.6	22.4	12.4	32.6	0.0	100.0	0.0	0.0	0.0
1295	FIELD HOCKEY (ACTIVITY, APPAREL OR EQUIP	17	1.00	1	0.0	100.0	0.0	0.0	0.0	100.0	0.0	0.0	0.0
1301	TRICYCLES	112	1.00	1	100.0	0.0	0.0	0.0	0.0	100.0	0.0	0.0	0.0
1309	KITES OR KITE STRING	51	0.75	2	0.0	100.0	0.0	0.0	0.0	100.0	0.0	0.0	0.0
1313	FIREWORKS	1782	0.19	43	6.7	27.0	31.7	34.5	0.0	100.0	0.0	0.0	0.0
1317	FLYING TOYS	248	0.53	7	13.6	79.6	0.0	6.8	0.0	100.0	0.0	6.2	0.0
1318	UNPOWERED MODELS OR PARTS	258	0.61	4	6.6	0.0	0.0	93.4	0.0	100.0	0.0	0.0	0.0
1326	BLOCKS, STACKING TOYS OR PULL TOYS	56	0.72	2	0.0	61.2	0.0	38.8	0.0	100.0	0.0	0.0	0.0

PRODUCT SUMMARY REPORT SOURCE: NATIONAL U.S. CONSUMER PRODUCT Y COMMISSION  
 EYE INJURIES - ALL PRODUCTS - CY 1996  
 RONIC INJURY SURVEILLANCE SYSTEM

PRODUCT CODE	DESCRIPTION	NATIONAL ESTIMATE	CV	SAMPLE COUNT	AGE PERCENTS					DISP PERCENTS			
					0-4	5-14	15-24	25-64	65-UP	TRNS	HOSP		
1328	WAGONS (CHILDREN'S)	224	0.70	2	50.0	0.0	50.0	0.0	0.0	0.0	100.0	0.0	0.0
1333	SKATEBOARDS	17	1.00	1	0.0	100.0	0.0	0.0	0.0	0.0	100.0	0.0	0.0
1338	TOY BOWS OR ARROWS	69	0.69	2	50.0	50.0	0.0	0.0	0.0	0.0	100.0	0.0	0.0
1342	COSTUMES OR MASKS	105	0.70	3	0.0	59.3	0.0	40.7	0.0	0.0	100.0	0.0	0.0
1345	BUILDING SETS	85	0.51	4	19.9	60.2	0.0	19.9	0.0	0.0	100.0	0.0	0.0
1352	BALLOONS (TOY)	257	0.51	6	19.9	16.7	43.6	19.9	0.0	0.0	100.0	0.0	0.0
1353	SLINGSHOTS OR SLING-PROPELLED TOYS	111	0.54	4	0.0	100.0	0.0	0.0	0.0	0.0	100.0	0.0	0.0
1354	TOY BOXES OR CHESTS	34	1.00	1	100.0	0.0	0.0	0.0	0.0	0.0	100.0	0.0	0.0
1376	MARBLES	43	1.00	1	100.0	0.0	0.0	0.0	0.0	0.0	100.0	0.0	0.0
1376	MOLDING COMPOUNDS	43	1.00	1	100.0	0.0	0.0	0.0	0.0	0.0	100.0	0.0	0.0
1389	OTHER TOY WEAPONS (NONPROJECTILE)	131	0.87	2	85.3	14.7	0.0	0.0	0.0	0.0	100.0	0.0	0.0
1390	TOY GUNS, NOT SPECIFIED	146	0.59	4	47.0	53.0	0.0	0.0	0.0	0.0	100.0	0.0	0.0
1392	TOY SPORTS EQUIPMENT	77	0.63	3	0.0	100.0	0.0	0.0	0.0	0.0	100.0	0.0	0.0
1399	TOY GUNS WITH PROJECTILES	524	0.40	10	13.0	80.5	0.0	6.5	0.0	0.0	100.0	0.0	0.0
1401	POWER LAWN MOWERS, NOT SPECIFIED	462	0.39	2	0.0	53.3	46.7	0.0	0.0	0.0	100.0	0.0	0.0
1402	HAND LAWN MOWERS	17	1.00	1	0.0	0.0	100.0	0.0	0.0	0.0	100.0	0.0	0.0
1403	OTHER UNPOWERED GARDEN TOOLS	462	0.39	10	0.0	24.3	4.2	67.9	0.0	0.0	100.0	0.0	0.0
1405	GARDEN TRACTORS	249	0.33	11	0.0	21.3	13.6	58.3	6.8	0.0	100.0	0.0	0.0
1407	GARDEN SPRAYERS	77	0.71	2	0.0	55.6	0.0	44.4	0.0	0.0	100.0	0.0	0.0
1408	POWER TILLERS OR CULTIVATORS	34	1.00	1	100.0	0.0	0.0	0.0	0.0	0.0	100.0	0.0	0.0
1411	CHAIN SAWS	34	1.00	1	0.0	0.0	0.0	0.0	0.0	0.0	100.0	0.0	0.0
1413	GREENHOUSE OR GARDENING SUPPLIES	1786	0.22	34	0.0	6.3	7.7	76.0	0.0	0.0	100.0	0.0	0.0
1414	GARDEN HOSES, NOZZLES OR SPRINKLERS	122	0.53	4	15.8	0.0	0.0	84.2	10.1	0.0	100.0	0.0	0.0
1415	MANUAL SNOW OR ICE REMOVAL TOOLS	397	0.39	10	8.6	30.2	0.0	32.8	0.0	0.0	100.0	0.0	0.0
1422	RIDING POWER LAWN MOWERS	77	0.71	2	0.0	55.6	0.0	44.4	0.0	0.0	100.0	0.0	0.0
1425	WHEELBARROWS OR LAWN CARTS	327	0.55	5	0.0	0.0	0.0	100.0	0.0	0.0	100.0	0.0	0.0
1426	HATCHETS OR AXES	51	0.75	2	0.0	0.0	0.0	100.0	0.0	65.7	34.3	0.0	0.0
1427	POWER HEDGE TRIMMERS	230	0.41	10	0.0	0.0	0.0	100.0	0.0	100.0	0.0	0.0	0.0
1433	POWER LEAF MULCHERS AND GRINDERS	86	1.00	2	0.0	22.3	0.0	70.4	7.4	100.0	0.0	0.0	0.0
1439	LAWN MOWERS, NOT SPECIFIED	129	0.88	2	0.0	0.0	0.0	100.0	0.0	100.0	0.0	0.0	0.0
1446	REEL POWER LAWN MOWERS	3431	0.18	65	2.0	6.4	9.5	69.3	0.0	0.0	100.0	0.0	0.0
1447	PRUNING OR TRIMMING EQUIPMENT, NOT SPECI	112	1.00	1	0.0	0.0	0.0	100.0	12.8	100.0	0.0	0.0	0.0
1448	ROTARY POWER LAWN MOWERS	839	0.30	20	0.0	0.0	13.4	82.0	0.0	100.0	0.0	0.0	0.0
1449	MANUAL HEDGE TRIMMERS	112	1.00	1	0.0	0.0	0.0	100.0	4.6	100.0	0.0	0.0	0.0
1452	OUTDOOR ELECTRIC LIGHTING EQUIPMENT	112	1.00	1	0.0	0.0	0.0	100.0	0.0	100.0	0.0	0.0	0.0
1454	OTHER POWER PRUNING OR TRIMMING EQUIPMENT	19	1.00	1	0.0	0.0	0.0	100.0	0.0	100.0	0.0	0.0	0.0
1455	MANUAL PRUNING OR TRIMMING EQUIPMEN	372	0.45	8	0.0	0.0	0.0	0.0	0.0	100.0	0.0	0.0	0.0
1456	POWER PRUNING OR TRIMMING EQUIPMENT, NO	155	0.77	2	0.0	0.0	0.0	100.0	39.4	100.0	0.0	0.0	0.0
1457	LOG SPLITTERS	146	0.65	4	0.0	0.0	0.0	100.0	0.0	100.0	0.0	0.0	0.0
1459	SNOW THROWERS OR BLOWERS, NOT SPECIFIED	43	1.00	1	0.0	0.0	0.0	100.0	0.0	100.0	0.0	0.0	0.0
1461	LEAF BLOWERS	19	1.00	1	0.0	0.0	0.0	100.0	0.0	100.0	0.0	0.0	0.0
1462	PUMPS, NOT ELSEWHERE CLASSIFIED	274	0.49	7	0.0	6.2	6.2	87.7	0.0	100.0	0.0	0.0	0.0
		43	1.00	1	0.0	100.0	0.0	0.0	0.0	100.0	0.0	0.0	0.0

PRODUCT SUMMARY REPORT SOURCE: NATIONAL ELECTRONIC INJURY SURVEILLANCE SYSTEM  
 U.S. CONSUMER PRODUCT SAFETY COMMISSION  
 EYE INJURIES - ALL PRODUCTS - CY 1996

PRODUCT CODE	DESCRIPTION	NATIONAL ESTIMATE	CV	SAMPLE COUNT	AGE PERCENTS				DISP PERCENTS			
					0-4	5-14	15-24	25-64	65-UP	T&R	TRNS	HOSP
1463	BRUSHCUTTERS, POWERED	43	1.00	1	0.0	0.0	0.0	100.0	0.0	100.0	0.0	0.0
1464	LAWN TRIMMERS OR EDGERS, POWERED (EXC BR	1675	0.24	42	0.0	2.6	27.2	63.6	6.7	100.0	0.0	0.0
1506	BABY GATES OR BARRIERS	17	1.00	1	0.0	0.0	0.0	100.0	0.0	100.0	0.0	0.0
1508	BABY WALKERS OR JUMPERS	34	1.00	1	100.0	0.0	0.0	0.0	0.0	100.0	0.0	0.0
1509	BABY BOTTLES OR NIPPLES	43	1.00	1	100.0	0.0	0.0	0.0	0.0	100.0	0.0	0.0
1513	PLAYPENS	34	1.00	1	0.0	100.0	0.0	0.0	0.0	100.0	0.0	0.0
1517	BABY RATTLES	34	1.00	1	0.0	100.0	0.0	0.0	0.0	100.0	0.0	0.0
1519	CAR SEATS (FOR INFANTS OR CHILDREN)	34	1.00	1	100.0	0.0	0.0	0.0	0.0	100.0	0.0	0.0
1522	BABY STROLLERS	41	0.71	2	52.9	0.0	0.0	0.0	0.0	100.0	0.0	0.0
1545	CRIBS, NOT SPECIFIED	163	0.73	3	31.3	68.7	0.0	0.0	0.0	52.9	0.0	47.1
1554	SAFETY PINS	17	1.00	1	100.0	0.0	0.0	0.0	0.0	100.0	0.0	0.0
1555	HIGH CHAIRS	163	0.73	3	0.0	0.0	10.4	89.6	0.0	100.0	0.0	0.0
1602	HAIR DRYERS	43	1.00	1	0.0	0.0	0.0	100.0	0.0	100.0	0.0	0.0
1604	CIGARETTE OR PIPE LIGHTERS	19	1.00	1	0.0	0.0	0.0	100.0	0.0	100.0	0.0	0.0
1606	EYEGLASSES	365	0.39	9	4.6	0.0	0.0	100.0	0.0	100.0	0.0	0.0
1607	EYE PROTECTION DEVICES	1802	0.19	38	0.0	18.1	19.1	52.8	10.0	100.0	0.0	0.0
1609	SUN LAMPS	3056	0.23	55	9.0	0.0	22.5	63.7	4.8	100.0	0.0	0.9
1615	FOOTWEAR	260	0.50	6	0.0	0.0	23.9	32.9	43.2	100.0	0.0	0.0
1616	JEWELRY	171	0.49	6	0.0	70.0	9.9	20.0	0.0	90.1	0.0	9.9
1619	PERSONAL PROTECTION DEVICES	258	0.35	10	19.8	19.8	14.0	46.3	0.0	100.0	0.0	0.0
1622	WATCHES	2144	0.21	51	20.4	17.2	16.6	45.8	0.0	94.8	0.0	0.0
1623	LUGGAGE	51	0.75	2	0.0	33.1	66.9	0.0	0.0	66.9	0.0	33.1
1629	NONELECTRIC TOOTHBRUSHES	103	0.60	3	0.0	0.0	0.0	100.0	0.0	100.0	0.0	0.0
1634	HEAT OR INFRARED LAMPS	60	0.77	2	71.7	0.0	0.0	28.3	0.0	28.3	71.7	0.0
1638	COMBS OR HAIRBRUSHES, UNPOWERED	43	1.00	1	0.0	0.0	0.0	100.0	0.0	100.0	0.0	0.0
1643	KEYS, KEY RINGS OR KEY CHAINS	1403	0.22	38	1.4	6.1	17.9	67.9	6.7	100.0	0.0	0.0
1645	DAY WEAR	171	0.45	6	55.1	25.1	0.0	19.8	0.0	100.0	0.0	0.0
1646	OUTERWEAR	354	0.40	9	12.1	0.0	31.7	56.2	0.0	100.0	0.0	0.0
1647	CLOTHING ACCESSORIES	404	0.43	8	10.6	19.0	42.6	27.8	0.0	100.0	0.0	0.0
1650	DESK SUPPLIES	650	0.26	21	25.0	23.7	15.8	35.6	0.0	100.0	0.0	0.0
1651	COMBS, NOT SPECIFIED	2084	0.16	54	8.9	44.6	10.9	35.6	0.0	96.3	0.0	3.7
1658	CLOTHING, NOT SPECIFIED	283	0.46	8	6.0	12.1	6.0	75.9	0.0	100.0	0.0	0.0
1659	MANICURING DEVICES	182	0.66	4	0.0	0.0	11.9	88.1	0.0	100.0	0.0	0.0
1662	HAIR GROOMING EQUIPMENT OR ACCESSORIES,	245	0.54	7	0.0	12.8	13.8	73.4	0.0	100.0	0.0	0.0
1679	GROCERY OR SHOPPING CARTS	223	0.57	5	0.0	50.3	0.0	42.1	7.6	100.0	0.0	0.0
1682	HAIR CURLERS, CURLING IRONS, CLIPS & HAI	68	0.61	3	49.7	0.0	0.0	50.3	0.0	100.0	0.0	0.0
1686	COINS	4570	0.13	103	1.1	12.7	35.0	51.2	0.0	99.1	0.0	0.0
1701	ARTIFICIAL CHRISTMAS TREES	154	0.49	4	0.0	44.4	55.6	0.0	0.0	100.0	0.0	0.0
1707	WHEELCHAIRS	222	0.56	5	0.0	0.0	8.7	91.3	0.0	100.0	0.0	0.0
1710	FIRST AID EQUIPMENT	189	0.66	3	0.0	40.7	0.0	0.0	59.3	100.0	0.0	0.0
1711	CHRISTMAS TREE LIGHTS	102	0.51	4	16.5	0.0	33.5	50.0	0.0	100.0	0.0	0.0
1714	SEASONAL DECORATIONS	112	1.00	1	0.0	0.0	100.0	0.0	0.0	100.0	0.0	0.0
		17	1.00	1	100.0	0.0	0.0	0.0	0.0	100.0	0.0	0.0

PRODUCT SUMMARY REPORT SOURCE: NATIONAL I NIC INJURY SURVEILLANCE SYSTEM  
 U.S. CONSUMER PRODUCT S. COMMISSION  
 EYE INJURIES - ALL PRODUCTS - CY 1996

PRODUCT CODE	DESCRIPTION	NATIONAL ESTIMATE	CV	SAMPLE COUNT	AGE PERCENTS				DISP PERCENTS				
					0-4	5-14	15-24	25-64	65-UP	T&R	TRNS	HOSP	
1720	PARTY FAVORS	17	1.00	1	100.0	0.0	0.0	0.0	0.0	0.0	100.0	0.0	0.0
1726	LOCKERS	34	0.68	2	0.0	0.0	50.0	50.0	0.0	100.0	0.0	0.0	0.0
1728	MATCHBOOKS	69	0.69	2	0.0	0.0	0.0	100.0	0.0	100.0	0.0	0.0	0.0
1729	CHRISTMAS DECORATIONS (NONELECTRIC)	265	0.32	8	51.6	0.0	0.0	48.4	0.0	100.0	0.0	0.0	0.0
1730	WOODEN MATCHES	34	1.00	1	0.0	0.0	100.0	0.0	0.0	100.0	0.0	0.0	0.0
1731	MATCHES, NOT SPECIFIED	767	0.29	19	0.0	0.0	23.4	62.0	14.6	100.0	0.0	0.0	0.0
1733	VENDING MACHINES	17	1.00	1	0.0	0.0	100.0	0.0	0.0	100.0	0.0	0.0	0.0
1738	PUBLIC EQUIPMENT, NOT ELSEWHERE CLASSIFI	85	0.59	3	0.0	80.2	0.0	19.8	0.0	100.0	0.0	0.0	0.0
1803	THERMAL OR SOUND INSULATION MATERIALS	1204	0.25	21	0.0	0.0	21.4	75.0	3.6	100.0	0.0	0.0	0.0
1807	FLOORS OR FLOORING MATERIALS	1778	0.23	49	13.4	13.8	18.8	27.1	26.8	98.0	0.0	2.0	0.0
1812	GUTTERS, DRAINPIPES, DOWNSPOUTS OR RUN-O	62	0.76	2	0.0	0.0	0.0	100.0	0.0	100.0	0.0	0.0	0.0
1814	ELEVATORS OR OTHER LIFTS	17	1.00	1	0.0	0.0	0.0	100.0	0.0	100.0	0.0	0.0	0.0
1817	PORCHES, BALCONIES, OPEN-SIDE FLOORS OR	789	0.37	15	6.5	19.6	18.6	48.5	6.8	100.0	0.0	0.0	0.0
1819	NAILS, SCREWS, TACKS OR BOLTS	2749	0.17	70	2.5	1.9	11.1	84.6	0.0	94.1	1.6	4.4	0.0
1820	CABINET OR DOOR HARDWARE	239	0.41	8	46.5	0.0	14.3	39.1	0.0	92.9	7.1	0.0	0.0
1821	CLOTHESLINES OR CLOTHES DRYING RACKS	297	0.46	6	0.0	37.8	26.0	36.2	0.0	100.0	0.0	0.0	0.0
1825	SLIDING GLASS DOORS OR PANELS	43	1.00	1	0.0	100.0	0.0	0.0	0.0	100.0	0.0	0.0	0.0
1826	STORM WINDOWS	34	1.00	1	0.0	0.0	0.0	100.0	0.0	100.0	0.0	0.0	0.0
1827	SCREEN DOORS	34	1.00	1	100.0	0.0	0.0	0.0	0.0	100.0	0.0	0.0	0.0
1829	HANDRAILS, RAILINGS OR BANISTERS	51	0.75	2	0.0	0.0	66.9	33.1	0.0	33.1	0.0	66.9	0.0
1830	SEPARATE GARAGES OR TOOL SHEDS	340	0.50	5	0.0	0.0	16.5	83.5	0.0	100.0	0.0	0.0	0.0
1841	MOBILE/MANUFACTURED HOMES	34	1.00	1	0.0	0.0	0.0	100.0	0.0	0.0	0.0	0.0	100.0
1842	STAIRS OR STEPS	1281	0.23	31	31.0	14.9	6.9	41.9	5.3	98.5	0.0	0.0	0.0
1843	RAMP OR LANDINGS	146	0.80	2	0.0	23.4	0.0	76.6	0.0	100.0	0.0	0.0	0.0
1849	DOORS, NOT SPECIFIED	1079	0.30	37	17.4	18.4	11.1	53.2	0.0	100.0	0.0	0.0	0.0
1855	PLASTIC PRODUCTS, NOT ELSEWHERE CLASSIFI	345	0.40	9	14.8	27.2	42.4	15.5	0.0	100.0	0.0	0.0	0.0
1864	COUNTERS OR COUNTERTOPS	460	0.43	8	0.0	0.0	11.1	64.5	24.4	100.0	0.0	0.0	0.0
1865	POLES	210	0.38	7	36.8	24.4	18.4	20.4	0.0	100.0	0.0	0.0	0.0
1870	WINDOW SILLS OR FRAMES	43	1.00	1	0.0	0.0	0.0	100.0	0.0	100.0	0.0	0.0	0.0
1871	FENCES OR FENCE POSTS	878	0.34	18	18.6	11.7	13.7	51.2	4.9	96.1	0.0	3.9	0.0
1873	WINDOWS OR WINDOW POSTS	1569	0.25	43	2.2	19.1	36.1	34.4	8.2	98.9	0.0	1.1	0.0
1875	OTHER WINDOWS OR WINDOW GLASS, NOT SPECIFIED	34	0.68	2	50.0	0.0	0.0	50.0	0.0	100.0	0.0	0.0	0.0
1876	HOUSE STRUCTURES, REPAIR OR CONSTRUCTION	2383	0.17	52	7.9	11.2	14.5	64.9	1.4	100.0	0.0	0.0	0.0
1878	DOOR SILLS OR FRAMES	17	1.00	1	100.0	0.0	0.0	0.0	0.0	100.0	0.0	0.0	0.0
1879	OTHER NONGLASS DOORS (NONGARAGE)	34	1.00	1	0.0	0.0	0.0	100.0	0.0	100.0	0.0	0.0	0.0
1882	OTHER GLASS DOORS	77	0.71	2	55.6	0.0	44.4	0.0	0.0	100.0	0.0	0.0	0.0
1883	GLASS DOORS, NOT SPECIFIED	102	0.51	4	16.5	33.5	16.5	33.5	5.8	98.8	0.0	1.2	0.0
1884	CEILINGS AND WALLS (PART OF COMPLETED ST	2912	0.18	74	6.2	8.9	6.6	72.6	0.0	100.0	0.0	0.0	0.0
1885	WOOD PANELING AND PARTICLEBOARD	726	0.41	11	0.0	0.0	21.4	78.6	0.0	100.0	0.0	0.0	0.0
1886	GARAGE DOORS (EXCL. AUTOMATIC GARAGE DOO	163	0.73	3	0.0	10.4	0.0	89.6	0.0	100.0	0.0	0.0	0.0
1909	CIGARETTES, CIGARS, PIPES OR TOBACCO	4013	0.17	94	43.3	10.4	18.5	27.7	0.0	100.0	0.0	0.0	0.0
1915	LINIMENTS OR RUBBING COMPOUNDS	17	1.00	1	100.0	0.0	0.0	0.0	0.0	100.0	0.0	0.0	0.0

PRODUCT SUMMARY REPORT SOURCE: NATIONAL ELECTRONIC INJURY SURVEILLANCE SYSTEM  
 U.S. CONSUMER PRODUCT SAFETY COMMISSION  
 EYE INJURIES - ALL PRODUCTS - CY 1996

PRODUCT CODE	DESCRIPTION	NATIONAL ESTIMATE	CV	SAMPLE COUNT	AGE PERCENTS				65-UP	T&R	DISP PERCENTS	
					0-4	5-14	15-24	25-64			TRNS	HOSP
1926	PESTICIDES	112	1.00	1	100.0	0.0	0.0	0.0	0.0	100.0	0.0	0.0
1932	OTHER DRUGS OR MEDICATIONS	112	1.00	1	100.0	0.0	0.0	0.0	0.0	100.0	0.0	0.0
1934	HOT WATER	163	0.48	4	0.0	26.3	52.6	21.0	0.0	100.0	0.0	0.0
1936	BB'S OR PELLETS	1253	0.32	25	5.9	78.2	11.8	2.7	1.4	35.6	53.5	10.9
3214	CAMPING EQUIPMENT	274	0.48	7	18.7	40.9	6.2	34.3	0.0	100.0	0.0	0.0
3216	ROLLER SKATING (ACTIVITY, APPAREL OR EQUIP)	112	1.00	1	0.0	100.0	0.0	0.0	0.0	100.0	0.0	0.0
3217	SKATING (ACTIVITY, APPAREL OR EQUIPMENT)	34	1.00	1	100.0	0.0	0.0	0.0	0.0	100.0	0.0	0.0
3218	CHARCOAL OR WOOD-BURNING GRILLS	43	1.00	1	100.0	0.0	0.0	0.0	0.0	100.0	0.0	0.0
3219	OTHER PLAYGROUND EQUIPMENT	739	0.34	15	79.1	20.9	0.0	0.0	0.0	94.2	0.0	0.0
3223	FISHING (ACTIVITY, APPAREL OR EQUIPMENT)	859	0.27	20	0.0	23.0	17.5	59.5	0.0	91.0	0.0	9.0
3234	ROGEBY (ACTIVITY, APPAREL OR EQUIPMENT)	102	0.51	5	0.0	0.0	16.6	83.4	0.0	100.0	0.0	0.0
3235	OTHER BALL SPORTS (ACTIVITY, APPAREL OR EQUIP)	180	0.66	4	0.0	28.4	0.0	71.6	0.0	100.0	0.0	0.0
3236	BALL SPORTS (ACTIVITY, APPAREL OR EQUIP)	913	0.25	30	10.3	45.7	14.0	30.0	0.0	100.0	0.0	0.0
3245	STREET HOCKEY (ACTIVITY, APPAREL OR EQUIP)	129	0.88	2	0.0	13.1	0.0	86.9	0.0	100.0	0.0	0.0
3246	SWINGS OR SWING SETS	362	0.41	11	28.3	19.4	31.0	21.3	0.0	100.0	0.0	13.1
3248	GAS OR LP GRILLS OR STOVES	17	1.00	1	0.0	0.0	0.0	100.0	0.0	100.0	0.0	0.0
3249	GRILLS, NOT SPECIFIED	283	0.47	7	0.0	0.0	0.0	100.0	0.0	100.0	0.0	0.0
3250	PORTABLE FOOD OR BEVERAGE COOLERS	19	1.00	1	0.0	100.0	0.0	0.0	0.0	100.0	0.0	0.0
3251	BUILT-IN SWIMMING POOLS	466	0.96	5	0.0	24.1	0.0	75.9	0.0	100.0	0.0	0.0
3252	SLEEPING BAGS	112	1.00	1	100.0	0.0	0.0	0.0	0.0	100.0	0.0	0.0
3254	CHEERLEADING (ACTIVITY, APPAREL OR EQUIP)	34	1.00	1	0.0	0.0	0.0	100.0	0.0	100.0	0.0	0.0
3255	SQUASH, RACQUET BALL OR PADDLE BALL	1290	0.23	37	0.0	5.0	40.3	54.7	0.0	98.7	0.0	1.3
3257	MARTIAL ARTS (ACTIVITY, APPAREL OR EQUIP)	327	0.29	12	0.0	26.0	29.5	44.5	0.0	100.0	0.0	0.0
3258	MIMIBIKES OR TRAIL BIKES	17	1.00	1	0.0	0.0	100.0	0.0	0.0	100.0	0.0	0.0
3259	GO-CARTS	146	0.80	2	0.0	0.0	0.0	100.0	0.0	100.0	0.0	0.0
3262	SWIMMING POOL EQUIPMENT	43	1.00	1	0.0	0.0	0.0	100.0	0.0	100.0	0.0	0.0
3265	WEIGHT LIFTING (ACTIVITY, APPAREL OR EQUIP)	85	0.59	4	0.0	0.0	19.9	80.1	0.0	100.0	0.0	0.0
3272	HOCKEY (ACTIVITY, APPAREL OR EQUIPMENT)	739	0.22	24	0.0	63.9	16.1	20.0	0.0	92.8	0.0	4.6
3274	SWIMMING (ACTIVITY, APPAREL OR EQUIPMENT)	848	0.28	20	15.8	73.1	4.0	7.1	0.0	100.0	0.0	0.0
3276	WATER POLO (ACTIVITY, APPAREL OR EQUIPME)	112	1.00	1	0.0	0.0	100.0	0.0	0.0	100.0	0.0	0.0
3277	EXERCISE EQUIPMENT	288	0.37	9	31.6	44.6	0.0	23.8	0.0	100.0	0.0	0.0
3278	DANCING (ACTIVITY, APPAREL OR EQUIPMENT)	292	0.47	6	5.8	38.4	29.4	26.4	0.0	100.0	0.0	0.0
3279	FLOTATION TOYS (EXCL. OFFICIAL LIFE SAVI)	54	0.72	2	0.0	64.0	36.0	0.0	0.0	100.0	0.0	0.0
3283	SNOW SKIING (ACTIVITY, APPAREL OR EQUIP)	500	0.54	6	0.0	44.9	0.0	55.1	0.0	100.0	0.0	0.0
3284	TENNIS (ACTIVITY, APPAREL OR EQUIPMENT)	1180	0.27	33	1.4	32.6	15.2	50.7	0.0	100.0	0.0	0.0
3285	ALL-TERRAIN VEHICLES, 3 WHEELS ONLY, EXC	112	1.00	1	0.0	100.0	0.0	0.0	0.0	100.0	0.0	0.0
3286	ALL-TERRAIN VEHICLES, 4 WHEELS ONLY (EXC	551	0.50	7	0.0	7.8	71.9	20.3	0.0	79.7	20.3	0.0
3287	ALL-TERRAIN VEHICLES, NO. WHEELS NS (EXC	17	1.00	1	0.0	0.0	0.0	100.0	0.0	0.0	0.0	100.0
3291	DARTS, NOT SPECIFIED	245	0.52	6	0.0	71.2	14.8	14.0	0.0	54.2	0.0	45.8
3297	IN-LINE SKATING (ACTIVITY, APPAREL, EQ.)	180	0.65	5	0.0	18.8	62.4	18.8	0.0	100.0	0.0	0.0
3299	EXERCISE (ACTIVITY OR APPAREL, W/O EQUIP	279	0.47	7	6.1	0.0	40.2	30.6	23.1	100.0	0.0	0.0
4002	BEDDING, NOT SPECIFIED	112	1.00	1	0.0	0.0	0.0	100.0	0.0	100.0	0.0	0.0

PRODUCT SUMMARY REPORT SOURCE: NATIONAL  
 U.S. CONSUMER PRODUCT COMMISSION  
 EYE INJURIES - ALL PRODUCTS - CY 1996

PRODUCT CODE	DESCRIPTION	NATIONAL ESTIMATE	CV	SAMPLE COUNT	AGE PERCENTS				DISP PERCENTS			
					0-4	5-14	15-24	25-64	65-UP	T&R	TRNS	HOSP
4004	MIRRORS OR MIRROR GLASS	223	0.57	5	69.5	15.3	0.0	15.2	0.0	100.0	0.0	0.0
4005	FILTERS	17	1.00	1	0.0	0.0	0.0	100.0	0.0	100.0	0.0	0.0
4010	MATTRESSES, NOT SPECIFIED	56	0.57	3	0.0	30.5	0.0	69.5	0.0	100.0	0.0	0.0
4014	FURNITURE, NOT SPECIFIED	658	0.41	14	7.8	0.0	17.0	63.5	11.7	100.0	0.0	0.0
4016	BEACH CHAIRS OR FOLDING CHAIRS	34	1.00	1	100.0	0.0	0.0	0.0	0.0	100.0	0.0	0.0
4022	CHAIRS, NOT SPECIFIED	999	0.26	25	29.3	11.9	7.7	26.9	24.1	100.0	0.0	0.0
4023	RECLINER CHAIRS, NOT SPECIFIED	43	1.00	1	100.0	0.0	0.0	0.0	0.0	100.0	0.0	0.0
4032	OTHER LADDERS	17	1.00	1	100.0	0.0	0.0	0.0	0.0	100.0	0.0	0.0
4033	LADDERS, NOT SPECIFIED	151	0.77	3	0.0	0.0	0.0	100.0	0.0	100.0	0.0	0.0
4036	ELECTRIC TABLE LAMPS, FLOOR LAMPS OR DES	154	0.49	4	27.8	0.0	0.0	50.0	22.2	72.2	0.0	27.8
4041	ELECTRIC LIGHTING EQUIPMENT, NOT SPECIFI	129	0.88	2	0.0	13.1	0.0	86.9	0.0	100.0	0.0	0.0
4042	LIGHTING EQUIPMENT, NOT SPECIFIED	334	0.34	10	5.1	0.0	59.1	35.9	0.0	94.9	0.0	5.1
4050	PILLOWS	369	0.46	8	4.6	60.4	4.6	30.4	0.0	100.0	0.0	0.0
4051	SHEETS OR PILLOWCASES	224	0.58	4	0.0	0.0	19.2	80.8	0.0	100.0	0.0	0.0
4055	DRAPERY OR CURTAIN RODS, HOOKS OR RINGS	284	0.57	4	0.0	0.0	0.0	94.0	6.0	100.0	0.0	0.0
4056	CABINETS, RACKS, ROOM DIVIDERS AND SHELV	1299	0.21	39	22.5	16.8	11.4	46.3	3.0	97.0	0.0	3.0
4057	TABLES, NOT ELSEWHERE CLASSIFIED	2212	0.16	63	39.0	20.5	10.1	21.5	8.9	96.1	0.0	3.9
4060	FUEL-BURNING LIGHTING EQUIPMENT	43	1.00	1	0.0	0.0	0.0	100.0	0.0	100.0	0.0	0.0
4061	ELECTRICAL OUTLETS OR RECEPTACLES	43	1.00	1	0.0	0.0	0.0	100.0	0.0	100.0	0.0	0.0
4062	ELECTRIC WIRE OR WIRING SYSTEMS (EXCL. P	283	0.48	6	0.0	0.0	0.0	100.0	0.0	100.0	0.0	0.0
4065	CLOCKS, ELECTRIC OR BATTERY OPERATED	51	0.75	2	0.0	0.0	66.9	33.1	0.0	100.0	0.0	0.0
5001	OTHER TOY WEAPONS (PROJECTILE)	17	1.00	1	0.0	100.0	0.0	0.0	0.0	100.0	0.0	0.0
5004	TOYS, NOT ELSEWHERE CLASSIFIED	3912	0.15	109	33.6	45.0	11.5	8.7	1.1	100.0	0.0	0.0
5006	OTHER TOY GUNS	34	0.68	2	0.0	100.0	0.0	0.0	0.0	100.0	0.0	0.0
5010	CRAYONS OR CHALK	85	0.59	3	40.1	19.8	0.0	40.1	0.0	100.0	0.0	0.0
5011	BOOK BAGS OR BACK CARRIERS (EXCL. BABY C	34	1.00	2	0.0	100.0	0.0	0.0	0.0	100.0	0.0	0.0
5013	TOY MAKE-UP KITS OR COSMETICS	43	1.00	1	100.0	0.0	0.0	0.0	0.0	100.0	0.0	0.0
5015	TOY CAPS, CAP TOYS OR CAP GUNS	148	0.46	5	46.4	53.6	0.0	0.0	0.0	100.0	0.0	0.0
5030	TRACK & FIELD (ACTIVITY, APPAREL OR EQUI	112	1.00	1	0.0	100.0	0.0	0.0	0.0	100.0	0.0	0.0
5032	ROLLER HOCKEY (ACTIVITY, APPAREL, EQUIP.	19	1.00	1	0.0	0.0	100.0	0.0	0.0	100.0	0.0	0.0
5033	MOUNTAIN OR ALL-TERRAIN BICYCLES AND AC	172	0.71	3	0.0	0.0	90.2	9.8	0.0	100.0	0.0	0.0
5034	SOFTBALL (ACTIVITY, APPAREL OR EQUIPMENT	1192	0.26	30	0.0	46.1	19.4	34.5	0.0	100.0	0.0	0.0
5040	BICYCLES AND ACCESSORIES (EXCL. MOUNTAIN	1862	0.24	54	3.6	57.3	6.4	32.7	0.0	100.0	0.0	0.0
5041	BASEBALL (ACTIVITY, APPAREL OR EQUIPMENT	3837	0.13	92	7.8	68.1	11.9	12.2	0.0	96.7	0.0	3.3
5555	<5 POISONING - NO OTHER CODE	326	0.47	7	100.0	0.0	0.0	0.0	0.0	86.9	0.0	0.0

PRODUCT SUMMARY REPORT SOURCE: NATIO. ELECTRONIC INJURY SURVEILLANCE SYSTEM  
 U.S. CONSUMER PRODUCT SAFETY COMMISSION  
 EYE INJURIES - FEMALES - CY 1996

PRODUCT CODE	DESCRIPTION	NATIONAL ESTIMATE	CV	SAMPLE COUNT	AGE PERCENTS					DISP PERCENTS		
					0-4	5-14	15-24	25-64	65-UP	T&R	TRNS	HOSP
0909	ADHESIVES	6875	0.11	189	7.5	23.6	23.3	42.8	2.9	99.4	0.0	0.0
1682	HAIR CURLERS, CURLING IRONS, CLIPS & HAI	4421	0.13	100	1.2	13.2	32.8	52.9	0.0	99.0	0.0	0.0
0956	BLEACHES (NONCOSMETIC)	3966	0.14	90	3.3	9.1	18.2	63.0	6.3	100.0	0.0	0.0
0954	GENERAL PURPOSE HOUSEHOLD CLEANERS	3154	0.15	68	25.0	11.0	7.9	56.0	0.0	100.0	0.0	0.0
1909	CIGARETTES, CIGARS, PIPES OR TOBACCO	2130	0.21	43	46.1	3.9	13.1	36.9	0.0	100.0	0.0	0.0
1137	PAPER PRODUCTS	1642	0.26	31	6.8	20.5	17.5	55.1	0.0	100.0	0.0	0.0
5004	TOYS, NOT ELSEWHERE CLASSIFIED	1282	0.19	39	37.5	22.2	18.9	18.0	3.3	100.0	0.0	0.0
0960	PAINTS, VARNISHES OR SHELLACS	1147	0.29	22	3.7	11.2	22.5	62.6	0.0	100.0	0.0	0.0
1638	COMBS OR HAIRBRUSHES, UNPOWERED	1006	0.23	29	0.0	8.5	24.9	58.9	7.7	100.0	0.0	0.0
1650	DESK SUPPLIES	935	0.26	20	12.0	26.9	3.7	57.5	0.0	100.0	0.0	0.0
0942	OVEN CLEANERS	928	0.27	17	26.8	12.1	19.5	41.6	0.0	100.0	0.0	0.0
1807	FLOORS OR FLOORING MATERIALS	887	0.27	27	16.3	17.1	15.4	15.7	35.4	95.9	0.0	4.1
0921	CHEMICALS, OTHER AND NOT ELSEWHERE CLASS	803	0.31	17	16.1	14.4	31.0	38.6	0.0	100.0	0.0	0.0
1133	AEROSOL CONTAINERS	751	0.34	19	23.9	13.7	14.4	43.4	4.6	100.0	0.0	0.0
1884	CEILINGS AND WALLS (PART OF COMPLETED ST	740	0.32	19	4.6	6.9	0.0	85.9	2.6	100.0	0.0	0.0
4057	TABLES, NOT ELSEWHERE CLASSIFIED	736	0.30	22	43.1	37.3	0.0	19.7	0.0	100.0	0.0	0.0
0474	TABLEWARE AND ACCESSORIES	730	0.34	11	18.3	2.3	35.4	43.9	0.0	100.0	0.0	0.0
0627	LIGHT BULBS	724	0.37	15	0.0	8.6	35.7	55.7	0.0	100.0	0.0	0.0
1284	SWIMMING POOLS, NOT SPECIFIED	703	0.38	17	7.3	39.0	20.8	30.5	2.4	100.0	0.0	0.0
0694	BEDS, NOT SPECIFIED	660	0.35	19	13.2	18.4	3.3	59.9	5.2	100.0	0.0	0.0
0983	SOAPS (EXCL. LAUNDRY SOAPS OR DETERGENTS	646	0.33	15	26.5	0.0	17.4	56.1	0.0	100.0	0.0	0.0
5034	SOFTBALL (ACTIVITY, APPAREL OR EQUIPMENT	634	0.31	17	0.0	52.8	16.1	31.1	0.0	100.0	0.0	0.0
0949	LAUNDRY SOAPS OR DETERGENTS	627	0.33	15	56.9	8.2	0.0	35.0	0.0	100.0	0.0	0.0
4056	CABINETS, RACKS, ROOM DIVIDERS AND SHELV	616	0.27	20	17.4	15.3	20.9	40.2	6.3	96.9	0.0	3.1
0910	GASOLINE	602	0.35	11	11.4	21.5	25.8	22.8	18.6	100.0	0.0	0.0
1135	BOTTLES OR JARS, NOT SPECIFIED	601	0.44	14	5.7	11.7	21.5	61.1	0.0	100.0	0.0	0.0
0480	MANUAL CLEANING EQUIPMENT (EXCL. BUCKETS	592	0.45	13	0.0	34.7	5.7	59.5	0.0	100.0	0.0	0.0
1114	CARDBOARD PRODUCTS	578	0.36	11	0.0	8.9	5.9	85.2	0.0	100.0	0.0	0.0
1606	EYEGLASSES	567	0.30	17	0.0	9.0	6.0	59.2	25.7	97.0	0.0	3.0
1439	LAWN MOWERS, NOT SPECIFIED	567	0.35	12	6.0	0.0	0.0	86.4	7.6	100.0	0.0	0.0
1313	FIREWORKS	540	0.29	15	0.0	26.9	28.5	44.6	0.0	100.0	0.0	0.0
1619	PERSONAL PROTECTION DEVICES	536	0.31	16	25.5	34.5	28.8	11.2	0.0	100.0	0.0	0.0
3256	SQUASH, RACQUET BALL OR PADDLE BALL	532	0.38	11	0.0	0.0	45.3	54.7	0.0	100.0	0.0	0.0
0951	TOILET BOWL PRODUCTS	501	0.40	8	0.0	22.4	17.1	60.5	0.0	100.0	0.0	0.0
0938	SWIMMING POOL CHEMICALS	496	0.31	15	0.0	13.6	0.0	82.9	3.4	100.0	0.0	0.0
1205	BASKETBALL (ACTIVITY, APPAREL OR EQUIP.)	492	0.29	16	0.0	54.3	21.3	24.4	0.0	100.0	0.0	0.0
5041	BASEBALL (ACTIVITY, APPAREL OR EQUIPMENT	485	0.37	11	0.0	81.3	0.0	18.7	0.0	92.9	0.0	7.1
1873	WINDOWS OR WINDOW GLASS, NOT SPECIFIED	481	0.31	14	0.0	23.1	51.8	25.2	0.0	100.0	0.0	0.0
1849	DOORS, NOT SPECIFIED	480	0.39	19	10.6	11.1	17.8	60.5	0.0	100.0	0.0	0.0
1143	BUCKETS OR PAILS	473	0.43	7	9.1	30.9	0.0	60.0	0.0	100.0	0.0	0.0
1607	EYE PROTECTION DEVICES	473	0.43	8	23.7	0.0	16.3	60.0	0.0	100.0	0.0	0.0
1731	MATCHES, NOT SPECIFIED	467	0.38	12	0.0	0.0	18.3	81.7	0.0	100.0	0.0	0.0



PRODUCT SUMMARY REPORT SOURCE: NATIONAL ELECTRONIC INJURY SURVEILLANCE SYSTEM  
 U.S. CONSUMER PRODUCT SAFETY COMMISSION  
 EYE INJURIES - FEMALES - CY 1996

PRODUCT CODE	DESCRIPTION	NATIONAL ESTIMATE	CV	SAMPLE COUNT	AGE PERCENTS					DISP PERCENTS		
					0-4	5-14	15-24	25-64	65-UP	T&R	TRNS	HOSP
1842	STAIRS OR STEPS	433	0.39	12	41.6	0.0	4.5	38.2	15.7	100.0	0.0	0.0
5040	BICYCLES AND ACCESSORIES (EXCL. MOUNTAIN SOCCER (ACTIVITY, APPAREL OR EQUIP.))	433	0.35	12	0.0	68.4	3.9	27.7	0.0	100.0	0.0	0.0
1267	SOCER (ACTIVITY, APPAREL OR EQUIP.)	393	0.36	14	0.0	58.7	17.3	13.0	10.9	100.0	0.0	0.0
0463	CANDLES, CANDLESTICKS AND OTHER CANDLE H	371	0.68	4	30.3	0.0	9.2	60.5	0.0	100.0	0.0	0.0
0638	WINDOW SHADES, VENETIAN BLINDS OR INDOOR CHAIRS, NOT SPECIFIED	353	0.48	6	44.0	0.0	4.8	51.2	0.0	100.0	0.0	0.0
4022	CHAIRS, NOT SPECIFIED	345	0.45	9	20.4	0.0	12.4	62.3	4.9	100.0	0.0	0.0
0652	PICTURES, PICTURE FRAMES OR WALL DECORAT	343	0.41	8	35.0	0.0	32.7	22.4	10.0	100.0	0.0	0.0
0837	WIRE, NOT SPECIFIED	335	0.50	6	0.0	10.2	0.0	84.7	5.0	100.0	0.0	0.0
0417	FLATWARE (EXCLUDING KNIVES)	329	0.50	7	44.4	0.0	5.2	50.4	0.0	100.0	0.0	0.0
1819	NAILS, SCREWS, TACKS OR BOLTS	324	0.51	6	0.0	0.0	0.0	100.0	0.0	100.0	0.0	0.0
0945	PINE OIL CLEANING AND DISINFECTANT PREPA	318	0.73	5	13.5	10.8	35.2	40.5	0.0	100.0	0.0	0.0
0617	DRAPERIES, CURTAINS, SHOWER CURTAINS (FAB	310	0.58	4	0.0	0.0	0.0	100.0	0.0	100.0	0.0	0.0
0424	GLASS DRINKING GLASSES	309	0.44	7	13.9	0.0	11.1	38.7	36.3	100.0	0.0	0.0
3284	TENNIS (ACTIVITY, APPAREL OR EQUIPMENT)	299	0.37	11	5.7	17.1	31.5	45.7	0.0	100.0	0.0	0.0
1876	HOUSE STRUCTURES, REPAIR OR CONSTRUCTION	286	0.57	4	39.2	39.2	15.0	6.7	0.0	100.0	0.0	0.0
0975	ROOM DEODORIZERS OR FRESHENERS, NOT SPEC	284	0.57	4	6.0	0.0	15.1	39.5	39.5	100.0	0.0	0.0
1871	FENCES OR FENCE POSTS	284	0.57	4	6.0	0.0	94.0	0.0	0.0	100.0	0.0	0.0
1645	DAY WEAR	283	0.48	6	15.1	0.0	39.6	45.3	0.0	100.0	0.0	0.0
3278	DANCING (ACTIVITY, APPAREL OR EQUIPMENT)	275	0.50	5	0.0	40.8	31.2	28.0	0.0	100.0	0.0	0.0
1817	PORCHES, BALCONIES, OPEN-SIDE FLOORS OR	275	0.49	6	18.6	56.4	12.5	0.0	12.5	100.0	0.0	0.0
0977	SPOT REMOVERS OR CLEANING FLUIDS	266	0.49	6	25.7	12.9	42.2	19.2	0.0	100.0	0.0	0.0
0611	BATHUBS OR SHOWERS	265	0.32	9	12.9	42.0	0.0	45.0	0.0	100.0	0.0	0.0
3246	SWINGS OR SWING SETS	259	0.50	7	6.5	20.5	43.2	29.7	0.0	100.0	0.0	0.0
3283	SNOW SKIING (ACTIVITY, APPAREL OR EQUIPM	258	0.62	3	0.0	43.4	0.0	56.6	0.0	100.0	0.0	0.0
0266	OVENS, NOT SPECIFIED	257	0.55	5	0.0	13.3	0.0	86.7	0.0	100.0	0.0	0.0
1464	LAWN TRIMMERS OR EDGERS, POWERED (EXC BR	252	0.55	6	0.0	16.7	43.6	39.8	0.0	100.0	0.0	0.0
1141	CONTAINERS, NOT SPECIFIED	244	0.65	10	17.0	7.7	33.9	41.4	0.0	100.0	0.0	0.0
1864	COUNTERS OR COUNTERTOPS	241	0.65	3	0.0	0.0	0.0	54.0	46.0	100.0	0.0	0.0
4055	DRAPERY OR CURTAIN RODS, HOOKS OR RINGS	241	0.65	3	0.0	0.0	0.0	93.0	7.0	100.0	0.0	0.0
0648	SINKS	236	0.52	7	0.0	0.0	0.0	52.4	47.6	100.0	0.0	0.0
3274	SWIMMING (ACTIVITY, APPAREL OR EQUIPMENT	235	0.35	9	9.2	69.0	14.6	7.2	0.0	100.0	0.0	8.2
0550	TELEPHONES OR TELEPHONE ACCESSORIES	234	0.53	6	0.0	0.0	14.6	85.4	0.0	100.0	0.0	14.8
0450	SCISSORS, NOT SPECIFIED	232	0.55	5	0.0	22.1	29.5	0.0	48.4	85.2	0.0	0.0
0930	AMMONIA, HOUSEHOLD	230	0.35	9	0.0	0.0	0.0	100.0	0.0	100.0	0.0	18.8
3223	FISHING (ACTIVITY, APPAREL OR EQUIPMENT)	227	0.42	6	0.0	7.4	58.7	33.9	0.0	100.0	0.0	0.0
0845	SAWS, NOT SPECIFIED	224	1.00	2	0.0	0.0	0.0	100.0	0.0	100.0	0.0	0.0
1112	METAL CONTAINERS	223	0.57	5	0.0	0.0	7.6	0.0	15.3	84.7	0.0	0.0
1128	PAPER BAGS	222	0.34	9	0.0	0.0	0.0	84.4	0.0	100.0	0.0	0.0
0929	DRAIN CLEANERS	219	0.56	5	0.0	15.6	0.0	84.4	0.0	100.0	0.0	0.0
1401	POWER LAWN MOWERS, NOT SPECIFIED	206	0.61	4	0.0	54.4	0.0	45.6	0.0	100.0	0.0	0.0
1609	SUN LAMPS	206	0.61	4	0.0	0.0	20.8	24.8	54.4	100.0	0.0	0.0
0115	VACUUM CLEANERS	202	0.40	6	0.0	15.4	29.5	55.0	0.0	100.0	0.0	0.0

PRODUCT SUMMARY REPORT SOURCE: NATION ELECTRONIC INJURY SURVEILLANCE SYSTEM  
 U.S. CONSUMER PRODUCT SAFETY COMMISSION  
 EYE INJURIES - FEMALES - CY 1996

PRODUCT CODE	DESCRIPTION	NATIONAL ESTIMATE	CV	SAMPLE COUNT	AGE PERCENTS				DISP PERCENTS			
					0-4	5-14	15-24	25-64	65-UP	T&R	TRNS	HOSP
0676	RUGS OR CARPETS, NOT SPECIFIED	202	0.61	5	17.0	8.4	9.6	55.5	9.6	100.0	0.0	0.0
1414	GARDEN HOSES, NOZZLES OR SPRINKLERS	198	0.64	3	0.0	43.3	0.0	0.0	56.7	100.0	0.0	0.0
1604	CIGARETTE OR PIPE LIGHTERS	198	0.64	3	0.0	0.0	21.7	78.3	0.0	100.0	0.0	0.0
0649	TOILETS	198	0.62	4	17.3	0.0	0.0	82.7	0.0	91.4	0.0	8.6
0827	HAMMERS	189	0.66	3	22.6	0.0	0.0	77.4	0.0	77.4	0.0	22.6
1212	GOLF (ACTIVITY, APPAREL OR EQUIPMENT)	189	0.66	3	0.0	22.6	0.0	77.4	0.0	18.1	81.9	0.0
1662	HAIR GROOMING EQUIPMENT OR ACCESSORIES,	189	0.65	4	0.0	59.4	0.0	31.7	9.0	100.0	0.0	0.0
0666	TOWELS OR CLOTHS	188	0.43	5	0.0	36.3	40.9	22.7	0.0	100.0	0.0	0.0
0952	FABRIC TREATMENT PRODUCTS	181	0.73	3	100.0	0.0	0.0	0.0	0.0	100.0	0.0	0.0
0953	ABRASIVE CLEANERS	181	0.67	3	37.9	0.0	0.0	0.0	62.1	100.0	0.0	0.0
0979	DISHWASHING LIQUID	180	0.44	5	0.0	42.9	0.0	57.1	0.0	100.0	0.0	0.0
0972	PAINT OR VARNISH REMOVERS, PAINTBRUSH CL	179	0.50	6	0.0	0.0	0.0	100.0	0.0	76.1	0.0	0.0
1647	CLOTHING ACCESSORIES	179	0.41	6	23.9	0.0	0.0	47.6	28.5	0.0	0.0	0.0
4014	FURNITURE, NOT SPECIFIED	179	0.41	6	19.1	0.0	0.0	80.9	0.0	100.0	0.0	0.0
3277	EXERCISE EQUIPMENT	176	0.50	6	27.3	53.3	0.0	19.4	0.0	100.0	0.0	0.0
3249	GRILLS, NOT SPECIFIED	172	0.71	3	0.0	0.0	0.0	100.0	0.0	100.0	0.0	0.0
4004	MIRRORS OR MIRROR GLASS	172	0.71	3	90.2	0.0	0.0	9.8	0.0	100.0	0.0	0.0
4042	LIGHTING EQUIPMENT, NOT SPECIFIED	171	0.45	5	9.9	0.0	50.1	40.0	0.0	100.0	0.0	0.0
1616	JEWELRY	171	0.39	6	20.0	9.9	9.9	60.1	0.0	100.0	0.0	0.0
1855	PLASTIC PRODUCTS, NOT ELSEWHERE CLASSIFI	165	0.42	6	31.1	57.2	0.0	11.7	0.0	100.0	0.0	0.0
0466	COOKWARE, NOT SPECIFIED	163	0.73	3	0.0	0.0	21.0	79.0	0.0	100.0	0.0	0.0
1127	NONGLASS BOTTLES OR JARS	163	0.73	3	31.3	0.0	0.0	68.7	0.0	100.0	0.0	0.0
1554	SAFETY PINS	163	0.73	3	0.0	0.0	10.4	89.6	0.0	100.0	0.0	0.0
0374	PIPES (EXCLUDING SMOKING PIPES)	163	0.71	4	0.0	89.6	0.0	10.4	0.0	100.0	0.0	0.0
0908	PAINT OR VARNISH THINNERS	156	0.46	5	27.4	27.4	12.3	32.8	0.0	100.0	0.0	0.0
0833	FIREPLACES, NOT SPECIFIED	155	0.77	2	0.0	0.0	0.0	100.0	0.0	100.0	0.0	0.0
4051	WORKSHOP COMPOUNDS OR CHEMICALS	155	0.77	2	0.0	0.0	0.0	27.7	72.3	100.0	0.0	0.0
1803	SHEETS OR PILLOWCASES	155	0.77	2	0.0	0.0	0.0	27.7	72.3	100.0	0.0	0.0
0464	THERMAL OR SOUND INSULATION MATERIALS	154	0.44	4	0.0	0.0	0.0	72.2	27.8	100.0	0.0	0.0
0572	KNIVES, NOT ELSEWHERE CLASSIFIED	154	0.44	6	33.3	55.6	0.0	11.0	0.0	89.0	0.0	11.0
0519	TELEVISIONS	148	0.78	3	0.0	13.0	0.0	87.0	0.0	100.0	0.0	0.0
0889	TELEVISION TABLES OR STANDS	146	0.80	2	100.0	0.0	0.0	0.0	0.0	100.0	0.0	0.0
1239	MV BATTERIES	146	0.80	2	0.0	0.0	0.0	100.0	0.0	100.0	0.0	0.0
1317	HORSEBACK RIDING (ACTIVITY, APPAREL, EQ)	146	0.80	2	0.0	76.6	23.4	0.0	0.0	100.0	0.0	0.0
4050	FLYING TOYS	146	0.80	3	11.6	76.8	0.0	11.6	0.0	100.0	0.0	0.0
4050	PILLOWS	146	0.78	3	11.6	11.6	0.0	76.8	0.0	100.0	0.0	0.0
5555	<5 POISONING - NO OTHER CODE	146	0.65	4	100.0	0.0	0.0	0.0	0.0	70.5	0.0	0.0
1237	GAS, AIR OR SPRING-OPERATED GUNS	143	0.49	4	52.0	0.0	24.0	24.0	0.0	48.0	21.9	30.1
1936	BB'S OR PELLETS	143	0.49	4	52.0	0.0	24.0	24.0	0.0	48.0	21.9	30.1
0380	FANS	137	0.69	4	0.0	0.0	25.0	75.0	0.0	100.0	0.0	0.0
0867	WELDING EQUIPMENT, NOT SPECIFIED	137	0.51	4	0.0	0.0	31.3	68.7	0.0	100.0	0.0	0.0
0264	MICROWAVE OVENS	131	0.87	2	0.0	14.7	85.3	0.0	0.0	100.0	0.0	0.0

PRODUCT SUMMARY REPORT SOURCE: NATIONAL ELECTRONIC INJURY SURVEILLANCE SYSTEM  
 U.S. CONSUMER PRODUCT SAFETY COMMISSION  
 EYE INJURIES - FEMALES - CY 1996

PRODUCT CODE	DESCRIPTION	NATIONAL ESTIMATE	CV	SAMPLE COUNT	AGE PERCENTS					DISP PERCENTS			
					0-4	5-14	15-24	25-64	65-UP	T&R	TRNS	HOSP	
0420	MANUAL SCISSORS	131	0.50	4	47.6	26.2	0.0	26.2	0.0	100.0	0.0	0.0	0.0
1211	FOOTBALL (ACTIVITY, APPAREL OR EQUIP.)	131	0.50	4	0.0	26.2	26.2	47.6	0.0	100.0	0.0	0.0	0.0
0273	RANGES, NOT SPECIFIED	129	0.88	2	0.0	0.0	86.9	13.1	0.0	100.0	0.0	0.0	0.0
1244	MONKEY BARS OR OTHER PLAYGROUND CLIMBING	129	0.88	2	13.1	86.9	0.0	0.0	0.0	100.0	0.0	0.0	0.0
1347	BALLOONS (TOY)	128	0.51	4	26.7	33.4	0.0	39.9	0.0	100.0	0.0	0.0	0.0
1447	PRUNING OR TRIMMING EQUIPMENT, NOT SPECI	128	0.51	4	0.0	0.0	0.0	100.0	0.0	100.0	0.0	0.0	0.0
3299	EXERCISE (ACTIVITY OR APPAREL, W/O EQUIP	128	0.51	4	13.2	0.0	0.0	53.4	33.4	100.0	0.0	0.0	0.0
0886	STRETCH CORDS OR STRAPS	128	0.52	5	0.0	13.2	0.0	86.8	0.0	100.0	0.0	0.0	0.0
3236	BALL SPORTS (ACTIVITY, APPAREL OR EQUIP	128	0.48	5	26.8	46.7	13.2	13.2	0.0	100.0	0.0	0.0	0.0
0276	REFRIGERATORS	122	0.47	4	0.0	0.0	15.8	84.2	0.0	100.0	0.0	0.0	0.0
1144	BAGS, NOT ELSEWHERE CLASSIFIED	122	0.45	5	0.0	13.9	0.0	86.1	0.0	100.0	0.0	0.0	0.0
1729	CHRISTMAS DECORATIONS (NONELECTRIC)	120	0.49	4	57.2	0.0	0.0	42.8	0.0	100.0	0.0	0.0	0.0
0976	DETERGENTS, NOT SPECIFIED	119	0.58	5	0.0	0.0	28.7	71.3	0.0	100.0	0.0	0.0	0.0
1885	WOOD PANELING AND PARTICLEBOARD	113	1.00	2	0.0	0.0	0.0	100.0	0.0	100.0	0.0	0.0	0.0
0110	ELECTRIC HEATING PADS	112	1.00	1	0.0	0.0	0.0	100.0	0.0	100.0	0.0	0.0	0.0
0134	WATER HEATERS, NOT SPECIFIED	112	1.00	1	0.0	0.0	0.0	100.0	0.0	100.0	0.0	0.0	0.0
0657	TOWEL RACKS OR BARS	112	1.00	1	0.0	0.0	0.0	100.0	0.0	100.0	0.0	0.0	0.0
0679	SOFAS, COUCHES, DAVENPORTS, DIVANS OR ST	112	1.00	1	0.0	0.0	0.0	100.0	0.0	100.0	0.0	0.0	0.0
0863	OTHER POWER SAWS	112	1.00	1	0.0	0.0	0.0	100.0	0.0	100.0	0.0	0.0	0.0
0871	POWER DRILLS OR ACCESSORIES, NOT SPECIFI	112	1.00	1	0.0	0.0	0.0	100.0	0.0	100.0	0.0	0.0	0.0
1125	WOODEN CONTAINERS	112	1.00	1	0.0	0.0	0.0	100.0	0.0	100.0	0.0	0.0	100.0
1217	SLEDS	112	1.00	1	100.0	0.0	0.0	0.0	0.0	0.0	0.0	0.0	0.0
1258	MOUNTAIN CLIMBING (ACTIVITY, APPAREL OR	112	1.00	1	0.0	0.0	0.0	100.0	0.0	100.0	0.0	0.0	0.0
1293	AMUSEMENT ATTRACTIONS (INCLUDING RIDES)	112	1.00	1	0.0	0.0	0.0	100.0	0.0	100.0	0.0	0.0	0.0
1422	RIDING POWER LAWN MOWERS	112	1.00	1	0.0	0.0	0.0	100.0	0.0	100.0	0.0	100.0	0.0
1522	BABY STROLLERS	112	1.00	1	0.0	100.0	0.0	0.0	0.0	100.0	0.0	0.0	0.0
1658	CLOTHING, NOT SPECIFIED	112	1.00	1	0.0	0.0	0.0	100.0	0.0	100.0	0.0	0.0	0.0
1711	CHRISTMAS TREE LIGHTS	112	1.00	1	100.0	0.0	0.0	0.0	0.0	100.0	0.0	0.0	0.0
1926	PESTICIDES	112	1.00	1	0.0	0.0	0.0	100.0	0.0	100.0	0.0	0.0	0.0
3276	WATER POLO (ACTIVITY, APPAREL OR EQUIPME	112	1.00	1	0.0	0.0	0.0	100.0	0.0	100.0	0.0	0.0	0.0
4002	BEDDING, NOT SPECIFIED	112	1.00	1	0.0	0.0	0.0	100.0	0.0	100.0	0.0	0.0	0.0
5030	TRACK & FIELD (ACTIVITY, APPAREL OR EQUI	112	1.00	1	0.0	100.0	0.0	0.0	0.0	100.0	0.0	0.0	0.0
0828	SCREWDRIVERS	105	0.50	4	16.2	32.7	18.4	32.7	0.0	100.0	0.0	0.0	0.0
1266	VOLLEYBALL (ACTIVITY, APPAREL OR EQUIP.)	103	0.60	3	0.0	83.5	0.0	16.5	0.0	100.0	0.0	0.0	0.0
1820	CABINET OR DOOR HARDWARE	94	0.61	3	36.4	0.0	0.0	63.6	0.0	82.0	18.0	0.0	0.0
3291	DARTS, NOT SPECIFIED	90	0.50	4	0.0	21.5	40.4	38.2	0.0	100.0	0.0	0.0	0.0
0862	MANUAL FILING OR SANDING TOOLS	87	0.59	4	0.0	0.0	0.0	77.9	22.1	100.0	0.0	0.0	0.0
1053	FERTILIZERS AND OTHER CHEMICALS FOR OUTD	86	0.59	2	0.0	50.0	0.0	50.0	0.0	100.0	0.0	0.0	0.0
1392	TOY SPORTS EQUIPMENT	85	0.59	3	59.9	0.0	0.0	40.1	0.0	100.0	0.0	0.0	0.0
1710	FIRST AID EQUIPMENT	85	0.59	3	19.8	0.0	40.1	40.1	0.0	100.0	0.0	0.0	0.0
1651	COMBS, NOT SPECIFIED	85	0.51	4	0.0	0.0	19.9	80.1	0.0	100.0	0.0	0.0	0.0
0604	DESKS, CHESTS, BUREAUS OR BUFFETS	85	0.47	5	60.0	20.0	0.0	20.0	0.0	80.0	0.0	0.0	20.0

PRODUCT SUMMARY REPORT SOURCE: NATIONAL ELECTRONIC INJURY SURVEILLANCE SYSTEM  
 U.S. CONSUMER PRODUCT SAFETY COMMISSION  
 EYE INJURIES - FEMALES - CY 1996

PRODUCT CODE	DESCRIPTION	NATIONAL ESTIMATE	CV	SAMPLE COUNT	AGE PERCENTS					DISP PERCENTS			
					0-4	5-14	15-24	25-64	65-UP	T&R	TRNS	HOSP	
1659	MANICURING DEVICES	84	0.51	4	0.0	37.0	20.1	42.9	0.0	100.0	0.0	0.0	0.0
1413	GREENHOUSE OR GARDENING SUPPLIES	79	0.63	3	24.4	0.0	0.0	75.6	0.0	100.0	0.0	0.0	0.0
0475	DRINKING GLASSES, NOT SPECIFIED	77	0.71	2	0.0	0.0	44.4	55.6	0.0	100.0	0.0	0.0	0.0
0557	COMPUTERS (EQUIPMENT & ELECTRONIC GAMES)	77	0.71	2	0.0	0.0	44.4	55.6	0.0	100.0	0.0	0.0	0.0
0654	KNICKKNACKS, STATUES, VASES OR URNS	77	0.71	2	44.4	0.0	0.0	0.0	55.6	100.0	0.0	0.0	0.0
0852	ROPE OR STRING	77	0.71	2	55.6	44.4	0.0	0.0	0.0	100.0	0.0	0.0	0.0
0966	ANTIFREEZE	77	0.71	2	0.0	0.0	0.0	100.0	0.0	100.0	0.0	0.0	0.0
0973	LIQUID ROOM DEODORIZERS OR FRESHENERS	77	0.71	2	55.6	44.4	0.0	0.0	0.0	100.0	0.0	0.0	0.0
1643	KEYS, KEY RINGS OR KEY CHAINS	77	0.71	2	44.4	55.6	0.0	0.0	0.0	100.0	0.0	0.0	0.0
1686	COINS	77	0.71	2	0.0	44.4	55.6	0.0	0.0	100.0	0.0	0.0	0.0
3219	OTHER PLAYGROUND EQUIPMENT	77	0.71	2	100.0	0.0	0.0	0.0	0.0	44.4	0.0	0.0	0.0
4062	ELECTRIC WIRE OR WIRING SYSTEMS (EXCL. P	77	0.71	2	0.0	0.0	0.0	100.0	0.0	100.0	0.0	0.0	0.0
0936	ACIDS	77	0.63	3	0.0	0.0	22.1	77.9	0.0	100.0	0.0	0.0	0.0
0371	DUCTWORK FOR HEATING OR COOLING SYSTEMS	69	1.00	2	0.0	0.0	0.0	100.0	0.0	100.0	0.0	0.0	0.0
0701	FIRE EXTINGUISHERS	69	1.00	2	0.0	50.0	0.0	50.0	0.0	100.0	0.0	0.0	0.0
0832	PORTABLE CIRCULAR POWER SAWS	69	0.69	2	0.0	0.0	0.0	100.0	0.0	100.0	0.0	0.0	0.0
0892	NON-MV BATTERIES	69	0.69	2	0.0	0.0	0.0	100.0	0.0	100.0	0.0	0.0	0.0
1140	GLASS BOTTLES OR JARS, NOT SPECIFIED	69	0.69	2	0.0	100.0	0.0	0.0	0.0	100.0	0.0	0.0	0.0
1738	PUBLIC EQUIPMENT, NOT ELSEWHERE CLASSIFI	69	0.69	2	0.0	50.0	50.0	0.0	0.0	100.0	0.0	0.0	0.0
1883	GLASS DOORS, NOT SPECIFIED	69	0.69	2	0.0	50.0	50.0	0.0	0.0	100.0	0.0	0.0	0.0
3272	HOCKEY (ACTIVITY, APPAREL OR EQUIPMENT),	65	0.73	2	0.0	0.0	0.0	100.0	0.0	100.0	0.0	0.0	0.0
0669	CLOTHESPINS	60	0.77	2	100.0	0.0	0.0	0.0	0.0	100.0	0.0	0.0	0.0
0546	STEREO OR HI-FI COMPONENTS OR ACCESSORIE	60	0.77	2	100.0	0.0	0.0	0.0	0.0	100.0	0.0	0.0	0.0
0978	AUTOMOTIVE WAXES, POLISHES OR CLEANERS	60	0.77	2	0.0	0.0	71.7	28.3	0.0	100.0	0.0	0.0	0.0
0980	FUEL STORAGE TANKS	60	0.77	2	0.0	0.0	100.0	0.0	0.0	100.0	0.0	0.0	0.0
1646	OUTERWEAR	56	0.72	2	0.0	0.0	61.2	38.8	0.0	100.0	0.0	0.0	0.0
1821	CLOTHESLINES OR CLOTHES DRYING RACKS	51	0.75	2	0.0	33.1	0.0	66.9	0.0	100.0	0.0	0.0	0.0
0559	RADIOS, NOT SPECIFIED	51	0.75	2	0.0	0.0	100.0	0.0	0.0	100.0	0.0	0.0	0.0
1122	GLASS ALCOHOLIC BEVERAGE BOTTLES	51	0.75	2	0.0	33.1	0.0	66.9	0.0	100.0	0.0	0.0	0.0
1123	PLASTIC CONTAINERS (RIGID OR SEMI-RIGID)	51	0.75	2	100.0	0.0	0.0	0.0	0.0	100.0	0.0	0.0	0.0
1132	PLASTIC PRODUCTS, NOT SPECIFIED	51	0.75	2	100.0	0.0	0.0	0.0	0.0	100.0	0.0	0.0	0.0
1260	BILLIARDS OR POOL (ACTIVITY, APPAREL OR	51	0.75	2	0.0	0.0	66.9	33.1	0.0	100.0	0.0	0.0	0.0
3214	CAMPING EQUIPMENT	51	0.75	2	0.0	0.0	0.0	100.0	0.0	100.0	0.0	0.0	0.0
3257	MARTIAL ARTS (ACTIVITY, APPAREL OR EQUIP	51	0.75	2	0.0	66.9	0.0	33.1	0.0	100.0	0.0	0.0	0.0
5010	CRAYONS OR CHALK	51	0.53	3	0.0	0.0	66.7	33.3	0.0	100.0	0.0	0.0	0.0
1403	OTHER UNPOWERED GARDEN TOOLS	43	1.00	1	0.0	0.0	100.0	0.0	0.0	100.0	0.0	0.0	0.0
0219	ELECTRIC DEEP FRYERS	43	1.00	1	0.0	0.0	0.0	100.0	0.0	100.0	0.0	0.0	0.0
0261	ELECTRIC OVENS	43	1.00	1	0.0	0.0	0.0	100.0	0.0	100.0	0.0	0.0	0.0
0269	ELECTRIC KETTLES OR HOT POTS	43	1.00	1	0.0	0.0	0.0	100.0	0.0	100.0	0.0	0.0	0.0
0388	ELECTRIC HEATERS, NOT ELSEWHERE CLASSIFI	43	1.00	1	0.0	0.0	0.0	100.0	0.0	100.0	0.0	0.0	0.0
0564	ART SUPPLIES OR EQUIPMENT	43	1.00	1	0.0	100.0	0.0	0.0	0.0	100.0	0.0	0.0	0.0
0689	BLANKETS, NOT SPECIFIED	43	1.00	1	0.0	100.0	0.0	0.0	0.0	100.0	0.0	0.0	0.0

PRODUCT SUMMARY REPORT SOURCE: NATIONAL ELECTRONIC INJURY SURVEILLANCE SYSTEM  
 U.S. CONSUMER PRODUCT SAFETY COMMISSION  
 EYE INJURIES - FEMALES - CY 1996

PRODUCT CODE	DESCRIPTION	NATIONAL ESTIMATE	CV	SAMPLE COUNT	AGE PERCENTS				DISP PERCENTS			
					0-4	5-14	15-24	25-64	65-UP	T&R	TRNS	HOSP
0836	KNIVES WITH REPLACEABLE BLADES	43	1.00	1	0.0	0.0	100.0	0.0	0.0	100.0	0.0	0.0
0925	PAINT BRUSHES OF ROLLERS, MANUAL	43	1.00	1	0.0	100.0	0.0	0.0	0.0	100.0	0.0	0.0
0963	KEROSENE	43	1.00	1	0.0	0.0	0.0	100.0	0.0	100.0	0.0	0.0
1062	TRACTORS, OTHER OR NOT SPECIFIED	43	1.00	1	0.0	100.0	0.0	0.0	0.0	100.0	0.0	0.0
1261	SURFING (ACTIVITY, APPAREL OR EQUIPMENT)	43	1.00	1	0.0	0.0	0.0	100.0	0.0	100.0	0.0	0.0
1509	BABY BOTTLES OR NIPPLES	43	1.00	1	100.0	0.0	0.0	0.0	0.0	100.0	0.0	0.0
1555	HIGH CHAIRS	43	1.00	1	0.0	0.0	0.0	100.0	0.0	100.0	0.0	0.0
1634	HEAT OR INFRARED LAMPS	43	1.00	1	0.0	0.0	0.0	100.0	0.0	100.0	0.0	0.0
1825	SLIDING GLASS DOORS OR PANELS	43	1.00	1	0.0	100.0	0.0	0.0	0.0	100.0	0.0	0.0
1934	HOT WATER	43	1.00	1	0.0	100.0	0.0	0.0	0.0	100.0	0.0	0.0
3218	CHARCOAL OR WOOD-BURNING GRILLS	43	1.00	1	100.0	0.0	0.0	0.0	0.0	100.0	0.0	0.0
3262	SWIMMING POOL EQUIPMENT	43	1.00	1	0.0	0.0	0.0	100.0	0.0	100.0	0.0	0.0
3286	ALL-TERRAIN VEHICLES, 4 WHEELS ONLY (EXC	43	1.00	1	0.0	100.0	0.0	0.0	0.0	100.0	0.0	0.0
4060	FUEL-BURNING LIGHTING EQUIPMENT	43	1.00	1	0.0	0.0	0.0	100.0	0.0	100.0	0.0	0.0
4061	ELECTRICAL OUTLETS OR RECEPTACLES	43	1.00	1	100.0	0.0	0.0	0.0	0.0	100.0	0.0	0.0
5013	TOY MAKE-UP KITS OR COSMETICS	43	1.00	1	0.0	0.0	0.0	56.1	43.9	0.0	100.0	0.0
0126	WASHING MACHINES, NOT SPECIFIED	39	0.71	2	0.0	0.0	0.0	56.1	43.9	0.0	100.0	0.0
4010	MATTRESSES, NOT SPECIFIED	39	0.71	2	0.0	0.0	0.0	100.0	0.0	100.0	0.0	0.0
0412	PRESSURE COOKERS OR CANNERS	36	0.71	2	0.0	0.0	53.3	46.7	0.0	0.0	100.0	0.0
1399	TOY GUNS WITH PROJECTILES	34	1.00	1	0.0	0.0	0.0	100.0	0.0	100.0	0.0	0.0
0247	IRONS, NOT SPECIFIED	34	1.00	1	0.0	100.0	0.0	0.0	0.0	100.0	0.0	0.0
0465	OTHER COOKWARE	34	1.00	1	0.0	0.0	0.0	100.0	0.0	100.0	0.0	0.0
0514	CERAMICS SUPPLIES OR EQUIPMENT	34	1.00	1	0.0	0.0	0.0	100.0	0.0	100.0	0.0	0.0
0545	AMATEUR TWO-WAY RADIOS	34	1.00	1	0.0	0.0	0.0	100.0	0.0	100.0	0.0	0.0
0601	BEDSPRINGS OR BEDFRAMES	34	1.00	1	0.0	0.0	0.0	100.0	0.0	100.0	0.0	0.0
0830	HAND SAWS	34	1.00	1	0.0	0.0	0.0	100.0	0.0	100.0	0.0	0.0
0855	PORTABLE POWER DRILLS AND ACCESSORIES	34	1.00	1	0.0	0.0	0.0	100.0	0.0	100.0	0.0	0.0
0955	AUTOMOTIVE CHEMICALS	34	1.00	1	0.0	0.0	0.0	100.0	0.0	100.0	0.0	0.0
1102	VACUUM CONTAINERS	34	1.00	1	0.0	0.0	0.0	100.0	0.0	100.0	0.0	0.0
1107	OTHER CONTAINERS	34	1.00	1	100.0	0.0	0.0	0.0	0.0	100.0	0.0	0.0
1134	OTHER GLASS BOTTLES OR JARS	34	1.00	1	100.0	0.0	0.0	0.0	0.0	100.0	0.0	0.0
1309	KITES OR KITE STRING	34	1.00	1	0.0	100.0	0.0	0.0	0.0	100.0	0.0	0.0
1338	TOY BOWS OR ARROWS	34	1.00	1	0.0	100.0	0.0	0.0	0.0	100.0	0.0	0.0
1389	OTHER TOY WEAPONS (NONPROJECTILE)	34	1.00	1	100.0	0.0	0.0	0.0	0.0	100.0	0.0	0.0
1407	GARDEN SPRAYERS	34	1.00	1	100.0	0.0	0.0	0.0	0.0	100.0	0.0	0.0
1415	MANUAL SNOW OR ICE REMOVAL TOOLS	34	1.00	1	0.0	0.0	0.0	100.0	0.0	100.0	0.0	0.0
1425	WHEELBARROWS OR LAWN CARTS	34	1.00	1	0.0	0.0	0.0	100.0	0.0	100.0	0.0	0.0
1508	BABY WALKERS OR JUMPERS	34	1.00	1	100.0	0.0	0.0	0.0	0.0	100.0	0.0	0.0
1679	GROCERY OR SHOPPING CARTS	34	1.00	1	0.0	0.0	0.0	100.0	0.0	100.0	0.0	0.0
1707	WHEELCHAIRS	34	1.00	1	0.0	100.0	0.0	0.0	0.0	100.0	0.0	0.0
1843	RAMPS OR LANDINGS	34	1.00	1	0.0	100.0	0.0	0.0	0.0	100.0	0.0	0.0
1865	POLES	34	1.00	1	100.0	0.0	0.0	0.0	0.0	100.0	0.0	0.0

PRODUCT SUMMARY REPORT SOURCE: NATIONAL ELECTRONIC INJURY SURVEILLANCE SYSTEM  
 U.S. CONSUMER PRODUCT SAFETY COMMISSION  
 EYE INJURIES - FEMALES - CY 1996

PRODUCT CODE	DESCRIPTION	NATIONAL ESTIMATE	CV	SAMPLE COUNT	AGE PERCENTS				DISP PERCENTS			
					0-4	5-14	15-24	25-64	65-UP	T&R	TRNS	HOSP
1879	OTHER NONGLASS DOORS (NONGARAGE)	34	1.00	1	0.0	0.0	0.0	100.0	0.0	100.0	0.0	0.0
3254	CHEERLEADING (ACTIVITY, APPAREL OR EQUIP	34	1.00	1	0.0	0.0	100.0	0.0	0.0	100.0	0.0	0.0
4065	CLOCKS, ELECTRIC OR BATTERY OPERATED	34	1.00	1	0.0	0.0	100.0	0.0	0.0	100.0	0.0	0.0
0322	FURNACES, NOT SPECIFIED	34	1.00	2	0.0	0.0	0.0	100.0	100.0	0.0	0.0	0.0
0413	WASTE CONTAINERS, TRASH BASKETS OR REFUS	34	0.68	2	0.0	0.0	0.0	100.0	0.0	100.0	0.0	0.0
0428	KITCHEN GADGETS, NOT ELSEWHERE CLASSIFIE	34	0.68	2	0.0	0.0	0.0	100.0	0.0	100.0	0.0	0.0
0934	DISHWASHER DETERGENTS	34	1.00	2	50.0	0.0	50.0	0.0	0.0	100.0	0.0	0.0
1461	LEAF BLOWERS	34	0.68	2	0.0	50.0	0.0	50.0	0.0	100.0	0.0	0.0
1615	FOOTWEAR	34	0.68	2	0.0	50.0	0.0	50.0	0.0	50.0	0.0	50.0
0399	KEROSENE OR OIL HEATERS	31	1.00	1	0.0	0.0	0.0	100.0	0.0	100.0	0.0	0.0
1326	BLOCKS, STACKING TOYS OR PULL TOYS	22	1.00	1	0.0	0.0	0.0	100.0	0.0	100.0	0.0	0.0
1519	CAR SEATS (FOR INFANTS OR CHILDREN)	22	1.00	1	100.0	0.0	0.0	0.0	0.0	100.0	0.0	0.0
0379	RADIATORS (EXCLUDING VEHICLE RADIATORS)	19	1.00	1	100.0	0.0	0.0	0.0	0.0	100.0	0.0	0.0
0699	FAUCETS OR SPIGOTS	19	1.00	1	0.0	0.0	0.0	100.0	0.0	100.0	0.0	0.0
0874	CUTTING TORCHES	19	1.00	1	0.0	0.0	0.0	100.0	0.0	100.0	0.0	0.0
0876	POWER WORKSHOP GRINDERS, BUFFERS, POLISH	19	1.00	1	100.0	0.0	0.0	0.0	0.0	100.0	0.0	0.0
0967	WINDSHIELD WIPER FLUIDS	19	1.00	1	0.0	0.0	100.0	0.0	0.0	100.0	0.0	0.0
1602	HAIR DRYERS	19	1.00	1	0.0	0.0	0.0	100.0	0.0	100.0	0.0	0.0
3279	FLOTATION TOYS (EXCL. OFFICIAL LIFE SAVI	19	1.00	1	0.0	0.0	0.0	100.0	0.0	100.0	0.0	0.0
0454	NONGLASS DRINKING GLASSES	17	1.00	1	0.0	0.0	0.0	100.0	0.0	100.0	0.0	0.0
0547	SOUND RECORDING OR RECEIVING EQUIPMENT,	17	1.00	1	100.0	0.0	0.0	0.0	0.0	100.0	0.0	0.0
0571	BUSINESS AND OFFICE MACHINES	17	1.00	1	0.0	0.0	0.0	100.0	0.0	100.0	0.0	0.0
0612	RUNNERS, THROW RUGS OR DOORMATS	17	1.00	1	0.0	100.0	0.0	0.0	0.0	100.0	0.0	0.0
0661	BUNK BEDS	17	1.00	1	100.0	0.0	0.0	0.0	0.0	100.0	0.0	0.0
0667	BEDSPREADS, THROWS OR COMFORTERS	17	1.00	1	0.0	0.0	0.0	100.0	0.0	100.0	0.0	0.0
0842	BAND SAWS	17	1.00	1	0.0	0.0	0.0	100.0	0.0	100.0	0.0	0.0
0847	DRILLS, NOT SPECIFIED	17	1.00	1	0.0	0.0	0.0	100.0	0.0	100.0	0.0	0.0
0870	AWLS, CHISELS OR PLANES	17	1.00	1	0.0	100.0	0.0	0.0	0.0	100.0	0.0	0.0
0905	FURNITURE POLISHES OR WAXES	17	1.00	1	0.0	0.0	0.0	100.0	0.0	100.0	0.0	0.0
0913	LUBRICANTS	17	1.00	1	0.0	0.0	0.0	100.0	0.0	100.0	0.0	0.0
0915	METHYL ALCOHOL (SOLVENT)	17	1.00	1	0.0	0.0	0.0	100.0	0.0	100.0	0.0	0.0
0920	CAULKING OR SPACKLING COMPOUNDS	17	1.00	1	0.0	0.0	0.0	100.0	0.0	100.0	0.0	0.0
0927	TAPES (WITH ADHESIVE SURFACES)	17	1.00	1	0.0	100.0	0.0	0.0	0.0	100.0	0.0	0.0
0969	LYE	17	1.00	1	0.0	0.0	0.0	100.0	0.0	100.0	0.0	0.0
1131	PLASTIC WRAPPING PRODUCTS	17	1.00	1	0.0	0.0	0.0	100.0	0.0	100.0	0.0	0.0
1282	HANDBALL (ACTIVITY, APPAREL OR EQUIPMENT	17	1.00	1	0.0	100.0	0.0	0.0	0.0	100.0	0.0	0.0
1295	FIELD HOCKEY (ACTIVITY, APPAREL OR EQUIP	17	1.00	1	0.0	100.0	0.0	0.0	0.0	100.0	0.0	0.0
1506	BABY GATES OR BARRIERS	17	1.00	1	0.0	0.0	0.0	100.0	0.0	100.0	0.0	0.0
1545	CRIBS, NOT SPECIFIED	17	1.00	1	100.0	0.0	0.0	0.0	0.0	100.0	0.0	0.0
1629	NONELECTRIC TOOTHBRUSHES	17	1.00	1	0.0	0.0	0.0	100.0	0.0	100.0	0.0	0.0
1714	SEASONAL DECORATIONS	17	1.00	1	100.0	0.0	0.0	0.0	0.0	100.0	0.0	0.0
1720	PARTY FAVORS	17	1.00	1	100.0	0.0	0.0	0.0	0.0	100.0	0.0	0.0

PRODUCT SUMMARY REPORT SOURCE: NATIONAL ELECTRONIC INJURY SURVEILLANCE SYSTEM  
 U.S. CONSUMER PRODUCT SAFETY COMMISSION  
 EYE INJURIES - FEMALES - CY 1996

PRODUCT CODE	DESCRIPTION	NATIONAL ESTIMATE	CV	SAMPLE COUNT	AGE PERCENTS				DISP PERCENTS			
					0-4	5-14	15-24	25-64	65-UP	T&R	TRNS	HOSP
1875	OTHER WINDOWS OR WINDOW GLASS	17	1.00	1	0.0	0.0	0.0	100.0	0.0	100.0	0.0	0.0
1915	LINIMENTS OR RUBBING COMPOUNDS	17	1.00	1	100.0	0.0	0.0	0.0	0.0	100.0	0.0	0.0
3235	OTHER BALL SPORTS (ACTIVITY, APPAREL OR	17	1.00	1	0.0	100.0	0.0	0.0	0.0	100.0	0.0	0.0
3258	MINIBIKES OR TRAIL BIKES	17	1.00	1	0.0	0.0	100.0	0.0	0.0	100.0	0.0	0.0
3265	WEIGHT LIFTING (ACTIVITY, APPAREL OR EQU	17	1.00	1	0.0	0.0	0.0	100.0	0.0	100.0	0.0	0.0
3287	ALL-TERRAIN VEHICLES, NO. WHEELS NS (EXC	17	1.00	1	0.0	0.0	0.0	100.0	0.0	0.0	0.0	100.0
4032	OTHER LADDERS	17	1.00	1	100.0	0.0	0.0	0.0	0.0	100.0	0.0	0.0
4041	ELECTRIC LIGHTING EQUIPMENT, NOT SPECIFI	17	1.00	1	0.0	100.0	0.0	0.0	0.0	100.0	0.0	0.0

PRODUCT SUMMARY REPORT SOURCE: NATIO. ELECTRONIC INJURY SURVEILLANCE SYSTEM  
 U.S. CONSUMER PRODUCT SAFETY COMMISSION  
 EYE INJURIES - FEMALES - CY 1996

PRODUCT CODE	DESCRIPTION	NATIONAL ESTIMATE	CV	SAMPLE COUNT	AGE PERCENTS				DISP PERCENTS			
					0-4	5-14	15-24	25-64	65-UP	T&R	TRNS	HOSP
0909	ADHESIVES	6875	0.11	189	7.5	23.6	23.3	42.8	2.9	99.4	0.0	0.0
1682	HAIR CURLERS, CURLING IRONS, CLIPS & HAI	4421	0.13	100	1.2	13.2	32.8	52.9	0.0	99.0	0.0	0.0
0956	BLEACHES (NONCOSMETIC)	3966	0.14	90	3.3	9.1	18.2	63.0	6.3	100.0	0.0	0.0
0954	GENERAL PURPOSE HOUSEHOLD CLEANERS	3154	0.15	68	25.0	11.0	7.9	56.0	0.0	100.0	0.0	0.0
1909	CIGARETTES, CIGARS, PIPES OR TOBACCO	2130	0.21	43	46.1	3.9	13.1	36.9	0.0	100.0	0.0	0.0
1137	PAPER PRODUCTS	1642	0.26	31	6.8	20.5	17.5	55.1	0.0	100.0	0.0	0.0
5004	TOYS, NOT ELSEWHERE CLASSIFIED	1282	0.19	39	37.5	22.2	18.9	18.0	3.3	100.0	0.0	0.0
0960	PAINTS, VARNISHES OR SHELLACS	1147	0.29	22	3.7	11.2	22.5	62.6	0.0	100.0	0.0	0.0
1638	COMBS OR HAIRBRUSHES, UNPOWERED	1006	0.23	29	0.0	8.5	24.9	58.9	7.7	100.0	0.0	0.0
1650	DESK SUPPLIES	935	0.26	20	12.0	26.9	3.7	57.5	0.0	100.0	0.0	0.0
0942	OVEN CLEANERS	928	0.27	17	26.8	12.1	19.5	41.6	0.0	100.0	0.0	0.0
1807	FLOORS OR FLOORING MATERIALS	887	0.27	27	16.3	17.1	15.4	15.7	35.4	95.9	0.0	4.1
0921	CHEMICALS, OTHER AND NOT ELSEWHERE CLASS	803	0.31	17	16.1	14.4	31.0	38.6	0.0	100.0	0.0	0.0
1133	AEROSOL CONTAINERS	751	0.34	19	23.9	13.7	14.4	43.4	4.6	100.0	0.0	0.0
1884	CEILING AND WALLS (PART OF COMPLETED ST	740	0.32	19	4.6	6.9	0.0	85.9	2.6	100.0	0.0	0.0
4057	TABLES, NOT ELSEWHERE CLASSIFIED	736	0.30	22	43.1	37.3	0.0	19.7	0.0	100.0	0.0	0.0
0474	TABLEWARE AND ACCESSORIES	730	0.34	11	18.3	2.3	35.4	43.9	0.0	100.0	0.0	0.0
0627	LIGHT BULBS	724	0.37	15	0.0	8.6	35.7	55.7	0.0	100.0	0.0	0.0
1284	SWIMMING POOLS, NOT SPECIFIED	703	0.38	17	7.3	39.0	20.8	30.5	2.4	100.0	0.0	0.0
0694	BEDS, NOT SPECIFIED	660	0.35	19	13.2	18.4	3.3	59.9	5.2	100.0	0.0	0.0
0983	SOAPS (EXCL. LAUNDRY SOAPS OR DETERGENTS	646	0.33	15	26.5	0.0	17.4	56.1	0.0	100.0	0.0	0.0
5034	SOFTBALL (ACTIVITY, APPAREL OR EQUIPMENT	634	0.31	17	0.0	52.8	16.1	31.1	0.0	100.0	0.0	0.0
0949	LAUNDRY SOAPS OR DETERGENTS	627	0.33	15	56.9	8.2	0.0	35.0	0.0	100.0	0.0	0.0
4056	CABINETS, RACKS, ROOM DIVIDERS AND SHELV	616	0.27	20	17.4	15.3	20.9	40.2	6.3	96.9	0.0	3.1
0910	GASOLINE	602	0.35	11	11.4	21.5	25.8	22.8	18.6	100.0	0.0	0.0
1135	BOTTLES OR JARS, NOT SPECIFIED	601	0.44	14	5.7	11.7	21.5	61.1	0.0	100.0	0.0	0.0
0480	MANUAL CLEANING EQUIPMENT (EXCL. BUCKETS	592	0.45	13	0.0	34.7	5.7	59.5	0.0	100.0	0.0	0.0
1114	CARDBOARD PRODUCTS	578	0.36	11	0.0	8.9	5.9	85.2	0.0	100.0	0.0	0.0
1606	EYEGLASSES	567	0.30	17	0.0	9.0	6.0	59.2	25.7	97.0	0.0	3.0
1439	LAWN MOWERS, NOT SPECIFIED	567	0.35	12	6.0	0.0	0.0	86.4	7.6	100.0	0.0	0.0
1313	FIREWORKS	540	0.29	15	0.0	26.9	28.5	44.6	0.0	100.0	0.0	0.0
1619	PERSONAL PROTECTION DEVICES	536	0.31	16	25.5	34.5	28.8	11.2	0.0	100.0	0.0	0.0
3256	SQUASH, RACQUET BALL OR PADDLE BALL	532	0.38	11	0.0	0.0	45.3	54.7	0.0	100.0	0.0	0.0
0951	TOILET BOWL PRODUCTS	501	0.40	8	0.0	22.4	17.1	60.5	0.0	100.0	0.0	0.0
0938	SWIMMING POOL CHEMICALS	496	0.31	15	0.0	13.6	0.0	82.9	3.4	100.0	0.0	0.0
1205	BASKETBALL (ACTIVITY, APPAREL OR EQUIP.)	492	0.29	16	0.0	54.3	21.3	24.4	0.0	100.0	0.0	0.0
5041	BASEBALL (ACTIVITY, APPAREL OR EQUIPMENT	485	0.37	11	0.0	81.3	0.0	18.7	0.0	92.9	0.0	7.1
1873	WINDOWS OR WINDOW GLASS, NOT SPECIFIED	481	0.31	14	0.0	23.1	51.8	25.2	0.0	100.0	0.0	0.0
1849	DOORS, NOT SPECIFIED	480	0.39	19	10.6	11.1	17.8	60.5	0.0	100.0	0.0	0.0
1143	BUCKETS OR PALLS	473	0.43	7	9.1	30.9	0.0	60.0	0.0	100.0	0.0	0.0
1607	EYE PROTECTION DEVICES	473	0.43	8	23.7	0.0	16.3	60.0	0.0	100.0	0.0	0.0
1731	MATCHES, NOT SPECIFIED	467	0.38	12	0.0	0.0	18.3	81.7	0.0	100.0	0.0	0.0





PRODUCT SUMMARY REPORT SOURCE: NATION ELECTRONIC INJURY SURVEILLANCE SYSTEM  
 U.S. CONSUMER PRODUCT SAFETY COMMISSION  
 EYE INJURIES - FEMALES - CY 1996

PRODUCT CODE	DESCRIPTION	NATIONAL ESTIMATE	CV	SAMPLE COUNT	AGE PERCENTS				DISP PERCENTS			
					0-4	5-14	15-24	25-64	65-UP	T&R TRNS	HOSP	
0676	RUGS OR CARPETS, NOT SPECIFIED	202	0.61	5	17.0	8.4	9.6	55.5	9.6	100.0	0.0	0.0
1414	GARDEN HOSES, NOZZLES OR SPRINKLERS	198	0.64	3	0.0	43.3	0.0	0.0	56.7	100.0	0.0	0.0
1604	CIGARETTE OR PIPE LIGHTERS	198	0.64	3	0.0	0.0	21.7	78.3	0.0	100.0	0.0	0.0
0649	TOILETS	198	0.62	4	17.3	0.0	0.0	82.7	0.0	91.4	0.0	8.6
0827	HAMMERS	189	0.66	3	22.6	0.0	0.0	77.4	0.0	77.4	0.0	22.6
1212	GOLF (ACTIVITY, APPAREL OR EQUIPMENT)	189	0.66	3	0.0	22.6	0.0	77.4	0.0	18.1	81.9	0.0
1662	HAIR GROOMING EQUIPMENT OR ACCESSORIES,	189	0.65	4	0.0	59.4	0.0	31.7	9.0	100.0	0.0	0.0
0666	TOWELS OR CLOTHS	188	0.43	5	0.0	36.3	40.9	22.7	0.0	100.0	0.0	0.0
0952	FABRIC TREATMENT PRODUCTS	181	0.73	3	100.0	0.0	0.0	0.0	0.0	100.0	0.0	0.0
0953	ABRASIVE CLEANERS	181	0.67	3	37.9	0.0	0.0	0.0	62.1	100.0	0.0	0.0
0979	DISHWASHING LIQUID	180	0.44	5	0.0	42.9	0.0	57.1	0.0	100.0	0.0	0.0
0972	PAINT OR VARNISH REMOVERS, PAINTBRUSH CL	179	0.50	6	0.0	0.0	0.0	100.0	0.0	76.1	0.0	0.0
1647	CLOTHING ACCESSORIES	179	0.41	6	23.9	0.0	47.6	28.5	0.0	100.0	0.0	0.0
4014	FURNITURE, NOT SPECIFIED	179	0.41	6	19.1	0.0	0.0	80.9	0.0	100.0	0.0	0.0
3277	EXERCISE EQUIPMENT	176	0.50	6	27.3	53.3	0.0	19.4	0.0	100.0	0.0	0.0
3249	GRILLS, NOT SPECIFIED	172	0.71	3	0.0	0.0	0.0	100.0	0.0	100.0	0.0	0.0
4004	MIRRORS OR MIRROR GLASS	172	0.71	3	90.2	0.0	0.0	9.8	0.0	100.0	0.0	0.0
4042	LIGHTING EQUIPMENT, NOT SPECIFIED	171	0.45	5	9.9	0.0	50.1	40.0	0.0	100.0	0.0	0.0
1616	JEWELRY	171	0.39	6	20.0	9.9	9.9	60.1	0.0	100.0	0.0	0.0
1855	PLASTIC PRODUCTS, NOT ELSEWHERE CLASSIFI	165	0.42	6	31.1	57.2	0.0	11.7	0.0	100.0	0.0	0.0
0466	COOKWARE, NOT SPECIFIED	163	0.73	3	0.0	0.0	21.0	79.0	0.0	100.0	0.0	0.0
1127	NONGLASS BOTTLES OR JARS	163	0.73	3	31.3	0.0	0.0	68.7	0.0	100.0	0.0	0.0
1554	SAFETY PINS	163	0.73	3	0.0	0.0	10.4	89.6	0.0	100.0	0.0	0.0
0374	PIPES (EXCLUDING SMOKING PIPES)	163	0.71	4	0.0	89.6	0.0	10.4	0.0	100.0	0.0	0.0
0908	PAINT OR VARNISH THINNERS	156	0.46	5	27.4	27.4	12.3	32.8	0.0	100.0	0.0	0.0
0342	FIREPLACES, NOT SPECIFIED	155	0.77	2	0.0	0.0	0.0	100.0	0.0	100.0	0.0	0.0
0833	WORKSHOP COMPOUNDS OR CHEMICALS	155	0.77	2	0.0	0.0	0.0	27.7	72.3	100.0	0.0	0.0
4051	SHEETS OR PILLOWCASES	155	0.77	2	0.0	0.0	27.7	72.3	0.0	100.0	0.0	0.0
1803	THERMAL OR SOUND INSULATION MATERIALS	154	0.49	4	0.0	0.0	0.0	72.2	27.8	100.0	0.0	0.0
0464	KNIVES, NOT ELSEWHERE CLASSIFIED	154	0.44	6	33.3	55.6	0.0	11.0	0.0	89.0	0.0	11.0
0572	TELEVISIONS	148	0.78	3	0.0	13.0	0.0	87.0	0.0	100.0	0.0	0.0
0519	TELEVISION TABLES OR STANDS	146	0.80	2	100.0	0.0	0.0	0.0	0.0	100.0	0.0	0.0
0889	MV BATTERIES	146	0.80	2	0.0	0.0	0.0	100.0	0.0	100.0	0.0	0.0
1239	HORSEBACK RIDING (ACTIVITY, APPAREL, EQ)	146	0.80	2	0.0	76.6	23.4	0.0	0.0	100.0	0.0	0.0
1317	FLYING TOYS	146	0.80	3	11.6	76.8	0.0	11.6	0.0	100.0	0.0	0.0
4050	PILLOWS	146	0.78	3	11.6	11.6	0.0	76.8	0.0	100.0	0.0	0.0
5555	<5 POISONING - NO OTHER CODE	146	0.65	4	100.0	0.0	0.0	0.0	0.0	70.5	0.0	0.0
1237	GAS, AIR OR SPRING-OPERATED GUNS	143	0.49	4	52.0	0.0	24.0	24.0	0.0	48.0	21.9	30.1
1936	BB'S OR PELLETS	143	0.49	4	52.0	0.0	24.0	24.0	0.0	48.0	21.9	30.1
0380	FANS	137	0.69	4	0.0	0.0	25.0	75.0	0.0	100.0	0.0	0.0
0867	WELDING EQUIPMENT, NOT SPECIFIED	137	0.51	4	0.0	0.0	31.3	68.7	0.0	100.0	0.0	0.0
0264	MICROWAVE OVENS	131	0.87	2	0.0	14.7	85.3	0.0	0.0	100.0	0.0	0.0

PRODUCT SUMMARY REPORT SOURCE: NATIONAL ELECTRONIC INJURY SURVEILLANCE SYSTEM  
 U.S. CONSUMER PRODUCT SAFETY COMMISSION  
 EYE INJURIES - FEMALES - CY 1996

PRODUCT CODE	DESCRIPTION	NATIONAL ESTIMATE	CV	SAMPLE COUNT	AGE PERCENTS					DISP PERCENTS			
					0-4	5-14	15-24	25-64	65-UP	T&R	TRNS	HOSP	
0420	MANUAL SCISSORS	131	0.50	4	47.6	26.2	0.0	26.2	0.0	100.0	0.0	0.0	0.0
1211	FOOTBALL (ACTIVITY, APPAREL OR EQUIP.)	131	0.50	4	0.0	26.2	26.2	47.6	0.0	100.0	0.0	0.0	0.0
0273	RANGES, NOT SPECIFIED	129	0.88	2	0.0	0.0	86.9	13.1	0.0	100.0	0.0	0.0	0.0
1244	MONKEY BARS OR OTHER PLAYGROUND CLIMBING	129	0.88	2	13.1	86.9	0.0	0.0	0.0	100.0	0.0	0.0	0.0
1347	BALLOONS (TOY)	128	0.51	4	26.7	33.4	0.0	39.9	0.0	100.0	0.0	0.0	0.0
1447	PRUNING OR TRIMMING EQUIPMENT, NOT SPECI	128	0.51	4	0.0	0.0	0.0	100.0	0.0	100.0	0.0	0.0	0.0
3299	EXERCISE (ACTIVITY OR APPAREL, W/O EQUIP	128	0.51	4	13.2	0.0	0.0	53.4	33.4	100.0	0.0	0.0	0.0
0886	STRETCH CORDS OR STRAPS	128	0.52	5	0.0	13.2	0.0	86.8	0.0	100.0	0.0	0.0	0.0
3236	BALL SPORTS (ACTIVITY, APPAREL OR EQUIPM	128	0.48	5	26.8	46.7	13.2	13.2	0.0	100.0	0.0	0.0	0.0
0276	REFRIGERATORS	122	0.47	4	0.0	0.0	15.8	84.2	0.0	100.0	0.0	0.0	0.0
1144	BAGS, NOT ELSEWHERE CLASSIFIED	122	0.45	5	0.0	13.9	0.0	86.1	0.0	100.0	0.0	0.0	0.0
1729	CHRISTMAS DECORATIONS (NONELECTRIC)	120	0.49	4	57.2	0.0	0.0	42.8	0.0	100.0	0.0	0.0	0.0
0976	DETERGENTS, NOT SPECIFIED	119	0.58	5	0.0	0.0	28.7	71.3	0.0	100.0	0.0	0.0	0.0
1885	WOOD PANELING AND PARTICLEBOARD	113	1.00	2	0.0	0.0	0.0	100.0	0.0	100.0	0.0	0.0	0.0
0110	ELECTRIC HEATING PADS	112	1.00	1	0.0	0.0	0.0	100.0	0.0	100.0	0.0	0.0	0.0
0134	WATER HEATERS, NOT SPECIFIED	112	1.00	1	0.0	0.0	0.0	100.0	0.0	100.0	0.0	0.0	0.0
0657	TOWEL RACKS OR BARS	112	1.00	1	0.0	0.0	0.0	100.0	0.0	100.0	0.0	0.0	0.0
0679	SOFAS, COUCHES, DAVENPORTS, DIVANS OR ST	112	1.00	1	0.0	0.0	0.0	100.0	0.0	100.0	0.0	0.0	0.0
0863	OTHER POWER SAWS	112	1.00	1	0.0	0.0	0.0	100.0	0.0	100.0	0.0	0.0	0.0
0871	POWER DRILLS OR ACCESSORIES, NOT SPECIFI	112	1.00	1	0.0	0.0	0.0	100.0	0.0	100.0	0.0	0.0	0.0
1125	WOODEN CONTAINERS	112	1.00	1	100.0	0.0	0.0	0.0	0.0	0.0	0.0	0.0	100.0
1217	SLEDS	112	1.00	1	0.0	0.0	0.0	100.0	0.0	100.0	0.0	0.0	0.0
1258	MOUNTAIN CLIMBING (ACTIVITY, APPAREL OR	112	1.00	1	0.0	0.0	0.0	100.0	0.0	100.0	0.0	0.0	0.0
1293	AMUSEMENT ATTRACTIONS (INCLUDING RIDES)	112	1.00	1	0.0	0.0	0.0	100.0	0.0	100.0	0.0	0.0	0.0
1422	RIDING POWER LAWN MOWERS	112	1.00	1	0.0	0.0	0.0	100.0	0.0	100.0	0.0	0.0	0.0
1522	BABY STROLLERS	112	1.00	1	0.0	0.0	0.0	100.0	0.0	100.0	0.0	0.0	0.0
1658	CLOTHING, NOT SPECIFIED	112	1.00	1	0.0	0.0	0.0	100.0	0.0	100.0	0.0	0.0	0.0
1711	CHRISTMAS TREE LIGHTS	112	1.00	1	100.0	0.0	0.0	0.0	0.0	100.0	0.0	0.0	0.0
1926	PESTICIDES	112	1.00	1	0.0	0.0	0.0	100.0	0.0	100.0	0.0	0.0	0.0
3276	WATER POLO (ACTIVITY, APPAREL OR EQUIPME	112	1.00	1	0.0	0.0	0.0	100.0	0.0	100.0	0.0	0.0	0.0
4002	BEDDING, NOT SPECIFIED	112	1.00	1	0.0	0.0	0.0	100.0	0.0	100.0	0.0	0.0	0.0
5030	TRACK & FIELD (ACTIVITY, APPAREL OR EQUI	112	1.00	1	0.0	0.0	0.0	100.0	0.0	100.0	0.0	0.0	0.0
0828	SCREWDRIVERS	105	0.50	4	16.2	32.7	18.4	32.7	0.0	100.0	0.0	0.0	0.0
1266	VOLLEYBALL (ACTIVITY, APPAREL OR EQUIP.)	103	0.60	3	0.0	83.5	0.0	16.5	0.0	100.0	0.0	0.0	0.0
1820	CABINET OR DOOR HARDWARE	94	0.61	3	36.4	0.0	0.0	63.6	0.0	82.0	18.0	0.0	0.0
3291	DARTS, NOT SPECIFIED	90	0.50	4	0.0	21.5	40.4	38.2	0.0	100.0	0.0	0.0	0.0
0862	MANUAL FILING OR SANDING TOOLS	87	0.59	4	0.0	0.0	0.0	77.9	22.1	100.0	0.0	0.0	0.0
1053	FERTILIZERS AND OTHER CHEMICALS FOR OUTD	86	0.69	2	0.0	50.0	0.0	50.0	0.0	100.0	0.0	0.0	0.0
1392	TOY SPORTS EQUIPMENT	85	0.59	3	59.9	0.0	0.0	40.1	0.0	100.0	0.0	0.0	0.0
1710	FIRST AID EQUIPMENT	85	0.59	3	19.8	0.0	40.1	40.1	0.0	100.0	0.0	0.0	0.0
1651	COMBS, NOT SPECIFIED	85	0.51	4	0.0	0.0	19.9	80.1	0.0	100.0	0.0	0.0	0.0
0604	DESKS, CHESTS, BUREAUS OR BUFFETS	85	0.47	5	60.0	20.0	0.0	20.0	0.0	80.0	0.0	0.0	20.0

PRODUCT SUMMARY REPORT SOURCE: NATIONAL ELECTRONIC INJURY SURVEILLANCE SYSTEM  
 U.S. CONSUMER PRODUCT SAFETY COMMISSION  
 EYE INJURIES - FEMALES - CY 1996

PRODUCT CODE	DESCRIPTION	NATIONAL ESTIMATE	CV	SAMPLE COUNT	AGE PERCENTS				DISP PERCENTS				
					0-4	5-14	15-24	25-64	65-UP	T&R	TRNS	HOSP	
1659	MANICURING DEVICES	84	0.51	4	0.0	37.0	20.1	42.9	0.0	100.0	0.0	0.0	0.0
1413	GREENHOUSE OR GARDENING SUPPLIES	79	0.63	3	24.4	0.0	0.0	75.6	0.0	100.0	0.0	0.0	0.0
0475	DRINKING GLASSES, NOT SPECIFIED	77	0.71	2	0.0	0.0	44.4	55.6	0.0	100.0	0.0	0.0	0.0
0557	COMPUTERS (EQUIPMENT & ELECTRONIC GAMES)	77	0.71	2	0.0	0.0	44.4	55.6	0.0	100.0	0.0	0.0	0.0
0654	KNICKKNACKS, STATUES, VASES OR URNS	77	0.71	2	44.4	0.0	0.0	0.0	55.6	100.0	0.0	0.0	0.0
0852	ROPE OR STRING	77	0.71	2	55.6	44.4	0.0	0.0	0.0	100.0	0.0	0.0	0.0
0966	ANTIFREEZE	77	0.71	2	0.0	0.0	0.0	100.0	0.0	100.0	0.0	0.0	0.0
0973	LIQUID ROOM DEODORIZERS OR FRESHENERS	77	0.71	2	55.6	44.4	0.0	0.0	0.0	100.0	0.0	0.0	0.0
1643	KEYS, KEY RINGS OR KEY CHAINS	77	0.71	2	44.4	55.6	0.0	0.0	0.0	100.0	0.0	0.0	0.0
1686	COINS	77	0.71	2	0.0	44.4	55.6	0.0	0.0	100.0	0.0	0.0	0.0
3219	OTHER PLAYGROUND EQUIPMENT	77	0.71	2	100.0	0.0	0.0	0.0	0.0	44.4	0.0	0.0	0.0
4062	ELECTRIC WIRE OR WIRING SYSTEMS (EXCL. P	77	0.71	2	0.0	0.0	0.0	100.0	0.0	100.0	0.0	0.0	0.0
0936	ACIDS	77	0.63	3	0.0	0.0	0.0	77.9	0.0	100.0	0.0	0.0	0.0
0371	DUCTWORK FOR HEATING OR COOLING SYSTEMS	69	1.00	2	0.0	0.0	0.0	100.0	0.0	100.0	0.0	0.0	0.0
0701	FIRE EXTINGUISHERS	69	1.00	2	0.0	50.0	0.0	50.0	0.0	100.0	0.0	0.0	0.0
0832	PORTABLE CIRCULAR POWER SAWS	69	0.69	2	0.0	0.0	50.0	50.0	0.0	100.0	0.0	0.0	0.0
0892	NON-MV BATTERIES	69	0.69	2	0.0	0.0	0.0	100.0	0.0	100.0	0.0	0.0	0.0
1140	GLASS BOTTLES OR JARS, NOT SPECIFIED	69	0.69	2	0.0	100.0	0.0	0.0	0.0	100.0	0.0	0.0	0.0
1738	PUBLIC EQUIPMENT, NOT ELSEWHERE CLASSIFI	69	0.69	2	0.0	50.0	50.0	0.0	0.0	100.0	0.0	0.0	0.0
1883	GLASS DOORS, NOT SPECIFIED	69	0.69	2	0.0	50.0	50.0	0.0	0.0	100.0	0.0	0.0	0.0
3272	HOCKEY (ACTIVITY, APPAREL OR EQUIPMENT),	69	0.69	2	0.0	0.0	0.0	100.0	0.0	100.0	0.0	0.0	0.0
0669	CLOTHESPINS	65	0.73	2	0.0	0.0	0.0	0.0	0.0	100.0	0.0	0.0	0.0
0546	STEREO OR HI-FI COMPONENTS OR ACCESSORIE	60	0.77	2	100.0	0.0	0.0	0.0	0.0	100.0	0.0	0.0	0.0
0978	AUTOMOTIVE WAXES, POLISHES OR CLEANERS	60	0.77	2	100.0	0.0	0.0	0.0	0.0	100.0	0.0	0.0	0.0
0980	FUEL STORAGE TANKS	60	0.77	2	0.0	0.0	71.7	28.3	0.0	100.0	0.0	0.0	0.0
1646	OUTERWEAR	60	0.77	2	0.0	0.0	100.0	0.0	0.0	100.0	0.0	0.0	0.0
1821	CLOTHESLINES OR CLOTHES DRYING RACKS	56	0.72	2	0.0	0.0	61.2	38.8	0.0	100.0	0.0	0.0	0.0
0559	RADIOS, NOT SPECIFIED	51	0.75	2	0.0	33.1	0.0	66.9	0.0	100.0	0.0	0.0	0.0
1122	GLASS ALCOHOLIC BEVERAGE BOTTLES	51	0.75	2	0.0	0.0	100.0	0.0	0.0	100.0	0.0	0.0	0.0
1123	PLASTIC CONTAINERS (RIGID OR SEMI-RIGID)	51	0.75	2	0.0	33.1	0.0	66.9	0.0	100.0	0.0	0.0	0.0
1132	PLASTIC PRODUCTS, NOT SPECIFIED	51	0.75	2	100.0	0.0	0.0	0.0	0.0	100.0	0.0	0.0	0.0
1260	BILLIARDS OR POOL (ACTIVITY, APPAREL OR	51	0.75	2	0.0	0.0	66.9	33.1	0.0	100.0	0.0	0.0	0.0
3214	CAMPING EQUIPMENT	51	0.75	2	0.0	0.0	0.0	100.0	0.0	100.0	0.0	0.0	0.0
3257	MARTIAL ARTS (ACTIVITY, APPAREL OR EQUIP	51	0.75	2	0.0	66.9	0.0	33.1	0.0	100.0	0.0	0.0	0.0
5010	CRAYONS OR CHALK	51	0.75	2	0.0	33.1	0.0	66.9	0.0	100.0	0.0	0.0	0.0
1403	OTHER UNPOWERED GARDEN TOOLS	51	0.53	3	0.0	0.0	66.7	33.3	0.0	100.0	0.0	0.0	0.0
0219	ELECTRIC DEEP FRYERS	43	1.00	1	0.0	0.0	100.0	0.0	0.0	100.0	0.0	0.0	0.0
0261	ELECTRIC OVENS	43	1.00	1	0.0	0.0	0.0	100.0	0.0	100.0	0.0	0.0	0.0
0269	ELECTRIC KETTLES OR HOT POTS	43	1.00	1	0.0	0.0	0.0	100.0	0.0	100.0	0.0	0.0	0.0
0388	ELECTRIC HEATERS, NOT ELSEWHERE CLASSIFI	43	1.00	1	0.0	0.0	0.0	100.0	0.0	100.0	0.0	0.0	0.0
0564	ART SUPPLIES OR EQUIPMENT	43	1.00	1	0.0	100.0	0.0	0.0	0.0	100.0	0.0	0.0	0.0
0689	BLANKETS, NOT SPECIFIED	43	1.00	1	0.0	100.0	0.0	0.0	0.0	100.0	0.0	0.0	0.0

PRODUCT SUMMARY REPORT SOURCE: NATIONAL ELECTRONIC INJURY SURVEILLANCE SYSTEM  
 U.S. CONSUMER PRODUCT SAFETY COMMISSION  
 EYE INJURIES - FEMALES - CY 1996

PRODUCT CODE	DESCRIPTION	NATIONAL ESTIMATE	CV	SAMPLE COUNT	AGE PERCENTS				DISP PERCENTS			
					0-4	5-14	15-24	25-64	65-UP	T&R	TRNS	HOSP
0836	KNIVES WITH REPLACEABLE BLADES	43	1.00	1	0.0	0.0	100.0	0.0	0.0	100.0	0.0	0.0
0925	PAINT BRUSHES OF ROLLERS, MANUAL	43	1.00	1	0.0	100.0	0.0	0.0	0.0	100.0	0.0	0.0
0963	KEROSENE	43	1.00	1	0.0	0.0	0.0	100.0	0.0	100.0	0.0	0.0
1062	TRACTORS, OTHER OR NOT SPECIFIED	43	1.00	1	0.0	100.0	0.0	0.0	0.0	100.0	0.0	0.0
1261	SURFING (ACTIVITY, APPAREL OR EQUIPMENT)	43	1.00	1	0.0	0.0	0.0	100.0	0.0	100.0	0.0	0.0
1509	BABY BOTTLES OR NIPPLES	43	1.00	1	100.0	0.0	0.0	0.0	0.0	100.0	0.0	0.0
1555	HIGH CHAIRS	43	1.00	1	0.0	0.0	0.0	100.0	0.0	100.0	0.0	0.0
1634	HEAT OR INFRARED LAMPS	43	1.00	1	0.0	100.0	0.0	0.0	0.0	100.0	0.0	0.0
1825	SLIDING GLASS DOORS OR PANELS	43	1.00	1	0.0	100.0	0.0	0.0	0.0	100.0	0.0	0.0
1934	HOT WATER	43	1.00	1	0.0	100.0	0.0	0.0	0.0	100.0	0.0	0.0
3218	CHARCOAL OR WOOD-BURNING GRILLS	43	1.00	1	100.0	0.0	0.0	0.0	0.0	100.0	0.0	0.0
3262	SWIMMING POOL EQUIPMENT	43	1.00	1	0.0	0.0	0.0	100.0	0.0	100.0	0.0	0.0
3286	ALL-TERRAIN VEHICLES, 4 WHEELS ONLY (EXC	43	1.00	1	0.0	100.0	0.0	0.0	0.0	100.0	0.0	0.0
4060	FUEL-BURNING LIGHTING OR RECEPTACLES	43	1.00	1	0.0	0.0	100.0	0.0	0.0	100.0	0.0	0.0
4061	ELECTRICAL OUTLETS OR COSMETICS	43	1.00	1	0.0	0.0	100.0	0.0	0.0	100.0	0.0	0.0
5013	TOY MAKE-UP KITS OR COSMETICS	43	1.00	1	100.0	0.0	0.0	0.0	0.0	100.0	0.0	0.0
0126	WASHING MACHINES, NOT SPECIFIED	39	0.71	2	0.0	0.0	56.1	43.9	0.0	100.0	0.0	0.0
4010	MATTRESSES, NOT SPECIFIED	39	0.71	2	0.0	43.9	0.0	56.1	0.0	100.0	0.0	0.0
0412	PRESSURE COOKERS OR CANNERS	36	0.71	2	0.0	0.0	53.3	46.7	0.0	100.0	0.0	0.0
1399	TOY GUNS WITH PROJECTILES	36	0.71	2	0.0	0.0	0.0	100.0	0.0	100.0	0.0	0.0
0247	IRONS, NOT SPECIFIED	34	1.00	1	0.0	0.0	0.0	100.0	0.0	100.0	0.0	0.0
0465	OTHER COOKWARE	34	1.00	1	0.0	100.0	0.0	0.0	0.0	100.0	0.0	0.0
0514	CERAMICS SUPPLIES OR EQUIPMENT	34	1.00	1	0.0	0.0	0.0	100.0	0.0	100.0	0.0	0.0
0545	AMATEUR TWO-WAY RADIOS	34	1.00	1	0.0	0.0	0.0	100.0	0.0	100.0	0.0	0.0
0601	BEDSPRINGS OR BEDFRAMES	34	1.00	1	0.0	0.0	0.0	100.0	0.0	100.0	0.0	0.0
0830	HAND SAWS	34	1.00	1	0.0	0.0	0.0	100.0	0.0	100.0	0.0	0.0
0855	PORTABLE POWER DRILLS AND ACCESSORIES	34	1.00	1	0.0	0.0	0.0	100.0	0.0	100.0	0.0	0.0
0955	AUTOMOTIVE CHEMICALS	34	1.00	1	0.0	0.0	0.0	100.0	0.0	100.0	0.0	0.0
1102	VACUUM CONTAINERS	34	1.00	1	0.0	0.0	0.0	100.0	0.0	100.0	0.0	0.0
1107	OTHER CONTAINERS	34	1.00	1	100.0	0.0	0.0	0.0	0.0	100.0	0.0	0.0
1134	OTHER GLASS BOTTLES OR JARS	34	1.00	1	100.0	0.0	0.0	0.0	0.0	100.0	0.0	0.0
1309	KITES OR KITE STRING	34	1.00	1	0.0	100.0	0.0	0.0	0.0	100.0	0.0	0.0
1338	TOY BOWS OR ARROWS	34	1.00	1	0.0	100.0	0.0	0.0	0.0	100.0	0.0	0.0
1389	OTHER TOY WEAPONS (NONPROJECTILE)	34	1.00	1	100.0	0.0	0.0	0.0	0.0	100.0	0.0	0.0
1407	GARDEN SPRAYERS	34	1.00	1	100.0	0.0	0.0	0.0	0.0	100.0	0.0	0.0
1415	MANUAL SNOW OR ICE REMOVAL TOOLS	34	1.00	1	0.0	0.0	0.0	100.0	0.0	100.0	0.0	0.0
1425	WHEELBARROWS OR LAWN CARTS	34	1.00	1	0.0	0.0	0.0	100.0	0.0	100.0	0.0	0.0
1508	BABY WALKERS OR JUMPERS	34	1.00	1	100.0	0.0	0.0	0.0	0.0	100.0	0.0	0.0
1679	GROCERY OR SHOPPING CARTS	34	1.00	1	0.0	0.0	0.0	100.0	0.0	100.0	0.0	0.0
1707	WHEELCHAIRS	34	1.00	1	0.0	100.0	0.0	0.0	0.0	100.0	0.0	0.0
1843	RAMPS OR LANDINGS	34	1.00	1	0.0	100.0	0.0	0.0	0.0	100.0	0.0	0.0
1865	POLES	34	1.00	1	100.0	0.0	0.0	0.0	0.0	100.0	0.0	0.0

PRODUCT SUMMARY REPORT SOURCE: NATIONAL ELECTRONIC INJURY SURVEILLANCE SYSTEM  
 U.S. CONSUMER PRODUCT SAFETY COMMISSION  
 EYE INJURIES - FEMALES - CY 1996

PRODUCT CODE	DESCRIPTION	NATIONAL ESTIMATE	CV	SAMPLE COUNT	AGE PERCENTS				DISP TRNS	HOSP		
					0-4	5-14	15-24	25-64			65-UP	T&R
1879	OTHER NONGLASS DOORS (NONGARAGE)	34	1.00	1	0.0	0.0	0.0	100.0	0.0	100.0	0.0	0.0
3254	CHEERLEADING (ACTIVITY, APPAREL OR EQUIP	34	1.00	1	0.0	0.0	100.0	0.0	0.0	100.0	0.0	0.0
4065	CLOCKS, ELECTRIC OR BATTERY OPERATED	34	1.00	1	0.0	0.0	100.0	0.0	0.0	100.0	0.0	0.0
0322	FURNACES, NOT SPECIFIED	34	1.00	2	0.0	0.0	0.0	100.0	100.0	0.0	0.0	0.0
0413	WASTE CONTAINERS, TRASH BASKETS OR REFUS	34	0.68	2	0.0	0.0	0.0	100.0	0.0	100.0	0.0	0.0
0428	KITCHEN GADGETS, NOT ELSEWHERE CLASSIFIE	34	0.68	2	0.0	0.0	0.0	100.0	0.0	100.0	0.0	0.0
0934	DISHWASHER DETERGENTS	34	1.00	2	50.0	0.0	50.0	0.0	0.0	100.0	0.0	0.0
1461	LEAF BLOWERS	34	0.68	2	0.0	50.0	0.0	50.0	0.0	100.0	0.0	0.0
1615	FOOTWEAR	34	0.68	2	0.0	50.0	0.0	50.0	0.0	50.0	0.0	50.0
0399	KEROSENE OR OIL HEATERS	31	1.00	1	0.0	0.0	0.0	100.0	0.0	100.0	0.0	0.0
1326	BLOCKS, STACKING TOYS OR PULL TOYS	22	1.00	1	0.0	0.0	0.0	100.0	0.0	100.0	0.0	0.0
1519	CAR SEATS (FOR INFANTS OR CHILDREN)	22	1.00	1	100.0	0.0	0.0	0.0	0.0	100.0	0.0	0.0
0379	RADIATORS (EXCLUDING VEHICLE RADIATORS)	19	1.00	1	100.0	0.0	0.0	0.0	0.0	100.0	0.0	0.0
0699	FAUCETS OR SPIGOTS	19	1.00	1	0.0	0.0	0.0	100.0	0.0	100.0	0.0	0.0
0874	CUTTING TORCHES	19	1.00	1	0.0	0.0	0.0	100.0	0.0	100.0	0.0	0.0
0876	POWER WORKSHOP GRINDERS, BUFFERS, POLISH	19	1.00	1	100.0	0.0	0.0	0.0	0.0	100.0	0.0	0.0
0967	WINDSHIELD WIPER FLUIDS	19	1.00	1	0.0	0.0	100.0	0.0	0.0	100.0	0.0	0.0
1602	HAIR DRYERS	19	1.00	1	0.0	0.0	0.0	100.0	0.0	100.0	0.0	0.0
3279	FLOTATION TOYS (EXCL. OFFICIAL LIFE SAVI	19	1.00	1	0.0	0.0	0.0	100.0	0.0	100.0	0.0	0.0
0454	NONGLASS DRINKING GLASSES	17	1.00	1	0.0	0.0	0.0	100.0	0.0	100.0	0.0	0.0
0547	SOUND RECORDING OR RECEIVING EQUIPMENT,	17	1.00	1	100.0	0.0	0.0	0.0	0.0	100.0	0.0	0.0
0571	BUSINESS AND OFFICE MACHINES	17	1.00	1	0.0	0.0	0.0	100.0	0.0	100.0	0.0	0.0
0612	RUNNERS, THROW RUGS OR DOORMATS	17	1.00	1	0.0	100.0	0.0	0.0	0.0	100.0	0.0	0.0
0661	BUNK BEDS	17	1.00	1	100.0	0.0	0.0	0.0	0.0	100.0	0.0	0.0
0667	BEDSPREADS, THROWS OR COMFORTERS	17	1.00	1	0.0	0.0	0.0	100.0	0.0	100.0	0.0	0.0
0842	BAND SAWS	17	1.00	1	0.0	0.0	0.0	100.0	0.0	100.0	0.0	0.0
0847	DRILLS, NOT SPECIFIED	17	1.00	1	0.0	0.0	0.0	100.0	0.0	100.0	0.0	0.0
0870	AWLS, CHISELS OR PLANES	17	1.00	1	0.0	100.0	0.0	0.0	0.0	100.0	0.0	0.0
0905	FURNITURE POLISHES OR WAXES	17	1.00	1	0.0	0.0	0.0	100.0	0.0	100.0	0.0	0.0
0913	LUBRICANTS	17	1.00	1	0.0	0.0	0.0	100.0	0.0	100.0	0.0	0.0
0915	METHYL ALCOHOL (SOLVENT)	17	1.00	1	0.0	0.0	0.0	100.0	0.0	100.0	0.0	0.0
0920	CAULKING OR SPACKLING COMPOUNDS	17	1.00	1	0.0	0.0	0.0	100.0	0.0	100.0	0.0	0.0
0927	TAPES (WITH ADHESIVE SURFACES)	17	1.00	1	0.0	100.0	0.0	0.0	0.0	100.0	0.0	0.0
0969	LYE	17	1.00	1	0.0	0.0	0.0	100.0	0.0	100.0	0.0	0.0
1131	PLASTIC WRAPPING PRODUCTS	17	1.00	1	0.0	0.0	0.0	100.0	0.0	100.0	0.0	0.0
1282	HANDBALL (ACTIVITY, APPAREL OR EQUIPMENT	17	1.00	1	0.0	100.0	0.0	0.0	0.0	100.0	0.0	0.0
1295	FIELD HOCKEY (ACTIVITY, APPAREL OR EQUIP	17	1.00	1	0.0	100.0	0.0	0.0	0.0	100.0	0.0	0.0
1506	BABY GATES OR BARRIERS	17	1.00	1	0.0	0.0	0.0	100.0	0.0	100.0	0.0	0.0
1545	CRIBS, NOT SPECIFIED	17	1.00	1	100.0	0.0	0.0	0.0	0.0	100.0	0.0	0.0
1629	NONELECTRIC TOOTHBRUSHES	17	1.00	1	0.0	0.0	0.0	100.0	0.0	100.0	0.0	0.0
1714	SEASONAL DECORATIONS	17	1.00	1	100.0	0.0	0.0	0.0	0.0	100.0	0.0	0.0
1720	PARTY FAVORS	17	1.00	1	100.0	0.0	0.0	0.0	0.0	100.0	0.0	0.0

PRODUCT SUMMARY REPORT SOURCE: NATIONAL ELECTRONIC INJURY SURVEILLANCE SYSTEM  
 U.S. CONSUMER PRODUCT SAFETY COMMISSION  
 EYE INJURIES - FEMALES - CY 1996

PRODUCT CODE	DESCRIPTION	NATIONAL ESTIMATE	CV	SAMPLE COUNT	AGE PERCENTS				DISP PERCENTS			
					0-4	5-14	15-24	25-64	65-UP	T&R TRNS	HOSP.	
1875	OTHER WINDOWS OR WINDOW GLASS	17	1.00	1	0.0	0.0	0.0	100.0	0.0	100.0	0.0	0.0
1915	LINIMENTS OR RUBBING COMPOUNDS	17	1.00	1	100.0	0.0	0.0	0.0	0.0	100.0	0.0	0.0
3235	OTHER BALL SPORTS (ACTIVITY, APPAREL OR	17	1.00	1	0.0	100.0	0.0	0.0	0.0	100.0	0.0	0.0
3258	MINIBIKES OR TRAIL BIKES	17	1.00	1	0.0	0.0	100.0	0.0	0.0	100.0	0.0	0.0
3265	WEIGHT LIFTING (ACTIVITY, APPAREL OR EQU	17	1.00	1	0.0	0.0	0.0	100.0	0.0	100.0	0.0	0.0
3287	ALL-TERRAIN VEHICLES, NO. WHEELS NS (EXC	17	1.00	1	0.0	0.0	0.0	100.0	0.0	100.0	0.0	100.0
4032	OTHER LADDERS	17	1.00	1	100.0	0.0	0.0	0.0	0.0	100.0	0.0	0.0
4041	ELECTRIC LIGHTING EQUIPMENT, NOT SPECIFI	17	1.00	1	0.0	100.0	0.0	0.0	0.0	100.0	0.0	0.0

PRODUCT SUMMARY REPORT SOURCE: NATIONAL ELECTRONIC INJURY SURVEILLANCE SYSTEM  
 U.S. CONSUMER PRODUCT SAFETY COMMISSION  
 EYE INJURIES - MALES - CY 1996

PRODUCT CODE	DESCRIPTION	NATIONAL ESTIMATE	CV	SAMPLE COUNT	AGE PERCENTS				DISP PERCENTS			
					0-4	5-14	15-24	25-64	65-UP	T&R	TRNS	HOSP
0867	WELDING EQUIPMENT, NOT SPECIFIED	13312	0.12	258	0.0	1.0	32.1	66.0	0.8	98.3	1.7	0.0
1205	BASKETBALL (ACTIVITY, APPAREL OR EQUIP.)	7360	0.13	210	0.5	25.2	42.6	31.7	0.0	99.2	0.0	0.0
0876	POWER WORKSHOP GRINDERS, BUFFERS, POLISH	6702	0.15	116	0.0	1.7	13.7	83.0	1.7	100.0	0.0	0.0
0845	SAWS, NOT SPECIFIED	3472	0.20	72	0.0	1.2	11.4	85.9	1.5	100.0	0.0	0.0
5041	BASEBALL (ACTIVITY, APPAREL OR EQUIPMENT	3352	0.14	81	9.0	66.2	13.7	11.2	0.0	97.2	0.0	2.8
1439	LAWN MOWERS, NOT SPECIFIED	2864	0.21	53	1.2	7.6	11.4	65.9	13.8	100.0	0.0	0.0
0909	ADHESIVES	2734	0.14	75	12.0	15.9	25.2	46.3	0.6	100.0	0.0	0.0
5004	TOYS, NOT ELSEWHERE CLASSIFIED	2631	0.17	70	31.7	56.1	7.9	4.2	0.0	100.0	0.0	0.0
1607	EYE PROTECTION DEVICES	2583	0.25	47	6.3	0.0	23.6	64.4	5.7	100.0	0.0	0.0
1819	NAILS, SCREWS, TACKS OR BOLTS	2426	0.17	64	2.8	2.1	12.6	82.5	0.0	93.3	1.8	4.9
0910	GASOLINE	2293	0.18	47	27.6	10.9	13.6	37.4	10.5	100.0	0.0	0.0
0847	DRILLS, NOT SPECIFIED	2231	0.20	42	0.0	1.9	16.8	76.3	5.0	100.0	0.0	0.0
1884	CEILING AND WALLS (PART OF COMPLETED ST	2173	0.19	55	6.8	9.6	8.8	68.0	6.8	98.3	0.0	1.7
1876	HOUSE STRUCTURES, REPAIR OR CONSTRUCTION	2097	0.18	48	3.7	7.4	14.4	72.9	1.6	100.0	0.0	0.0
0956	BLEACHES (NONCOSMETIC)	2053	0.18	56	17.1	4.6	30.7	44.0	3.6	100.0	0.0	0.0
0827	HAMMERS	1921	0.18	43	2.2	13.5	15.2	69.1	0.0	100.0	0.0	0.0
1909	CIGARETTES, CIGARS, PIPES OR TOBACCO	1883	0.18	51	40.2	17.9	24.6	17.3	0.0	100.0	0.0	0.0
0954	GENERAL PURPOSE HOUSEHOLD CLEANERS	1871	0.21	51	57.4	17.7	8.7	16.2	0.0	100.0	0.0	0.0
1411	CHAIN SAWS	1786	0.22	34	0.0	6.3	7.7	76.0	10.1	100.0	0.0	0.0
1619	PERSONAL PROTECTION DEVICES	1608	0.24	35	18.7	11.5	12.6	57.3	0.0	93.0	0.0	0.0
0960	PAINTS, VARNISHES OR SHELLACS	1500	0.23	36	12.9	22.7	9.8	43.2	11.5	97.1	0.0	0.0
4057	TABLES, NOT ELSEWHERE CLASSIFIED	1476	0.19	41	37.0	12.2	15.1	22.3	13.4	94.2	0.0	5.8
5040	BICYCLES AND ACCESSORIES (EXCL. MOUNTAIN	1429	0.25	42	4.7	53.9	7.2	34.2	0.0	100.0	0.0	0.0
1464	LAWN TRIMMERS OR EDGERS, POWERED (EXC BR	1418	0.25	36	0.0	0.0	24.2	67.9	7.9	100.0	0.0	0.0
1211	FOOTBALL (ACTIVITY, APPAREL OR EQUIP.)	1339	0.21	35	3.2	51.2	37.8	7.8	0.0	100.0	0.0	0.0
1313	FIREWORKS	1243	0.23	28	9.7	27.1	33.2	30.1	0.0	91.0	0.0	9.0
1606	EYEGASSES	1235	0.24	21	0.0	22.3	25.1	49.9	2.8	100.0	0.0	0.0
1650	DESK SUPPLIES	1148	0.20	34	6.3	59.1	16.8	17.8	0.0	93.3	0.0	6.7
0938	SWIMMING POOL CHEMICALS	1127	0.35	24	4.5	15.2	28.2	50.6	1.5	100.0	0.0	0.0
1133	AEROSOL CONTAINERS	1115	0.26	25	22.8	44.0	0.0	30.1	3.1	100.0	0.0	0.0
1936	BB'S OR PELLETS	1111	0.36	21	0.0	88.3	10.2	0.0	1.5	34.0	57.5	8.5
0832	PORTABLE CIRCULAR POWER SAWS	1098	0.29	20	0.0	0.0	19.6	80.4	0.0	100.0	0.0	0.0
0955	AUTOMOTIVE CHEMICALS	1092	0.30	20	11.8	3.9	27.2	53.1	3.9	98.5	0.0	1.5
1873	WINDOWS OR WINDOW GLASS, NOT SPECIFIED	1088	0.29	29	3.1	17.4	29.2	38.5	11.9	98.4	0.0	1.6
1237	GAS, AIR OR SPRING-OPERATED GUNS	1050	0.34	21	0.0	82.7	15.7	0.0	1.6	30.2	60.8	9.0
1803	THERMAL OR SOUND INSULATION MATERIALS	1050	0.28	17	0.0	0.0	24.6	75.4	0.0	100.0	0.0	0.0
1137	PAPER PRODUCTS	1038	0.22	32	4.1	22.6	8.4	64.8	0.0	100.0	0.0	0.0
1267	SOCCER (ACTIVITY, APPAREL OR EQUIP.)	1014	0.24	29	0.0	34.1	34.7	31.2	0.0	100.0	0.0	0.0
0812	ELECTRIC WELDING EQUIPMENT	975	0.34	21	0.0	0.0	36.2	63.8	0.0	100.0	0.0	0.0
1807	FLOORS OR FLOORING MATERIALS	892	0.28	22	10.5	10.5	22.2	38.4	18.3	100.0	0.0	0.0
3284	TENNIS (ACTIVITY, APPAREL OR EQUIPMENT)	881	0.29	22	0.0	37.9	9.7	52.4	0.0	100.0	0.0	0.0
0828	SCREWDRIVERS	870	0.25	22	21.9	17.7	0.0	55.5	4.9	100.0	0.0	0.0



PRODUCT SUMMARY REPORT SOURCE: NATIONAL ELECTRONIC INJURY SURVEILLANCE SYSTEM  
 U.S. CONSUMER PRODUCT SAFETY COMMISSION  
 EYE INJURIES - MALES - CY 1996

PRODUCT CODE	DESCRIPTION	NATIONAL ESTIMATE	CV	SAMPLE COUNT	AGE PERCENTS				DISP PERCENTS			
					0-4	5-14	15-24	25-64	65-UP	T&R	TRNS	HOSP
1212	GOLF (ACTIVITY, APPAREL OR EQUIPMENT)	865	0.26	21	4.0	15.8	2.0	59.4	18.9	96.0	0.0	4.0
0480	MANUAL CLEANING EQUIPMENT (EXCL. BUCKETS)	856	0.34	20	4.0	4.0	10.0	82.1	0.0	100.0	0.0	0.0
0374	PIPES (EXCLUDING SMOKING PIPES)	853	0.25	28	13.3	0.0	26.7	60.0	0.0	100.0	0.0	0.0
1842	STAIRS OR STEPS	848	0.30	19	25.5	22.5	8.1	43.8	0.0	97.7	0.0	0.0
0872	POWER SAWS, NOT SPECIFIED	846	0.34	17	0.0	0.0	7.1	79.7	13.3	100.0	0.0	0.0
0921	CHEMICALS, OTHER AND NOT ELSEWHERE CLASS	804	0.27	21	13.9	4.3	13.0	68.8	0.0	97.9	0.0	2.1
0837	WIRE, NOT SPECIFIED	799	0.32	16	0.0	5.4	2.1	90.4	2.1	100.0	0.0	0.0
3236	BALL SPORTS (ACTIVITY, APPAREL OR EQUIPM	785	0.28	25	7.6	45.6	14.1	32.7	0.0	100.0	0.0	0.0
0889	MV BATTERIES	779	0.37	13	0.0	0.0	28.2	57.4	14.4	100.0	0.0	0.0
0892	NON-MV BATTERIES	776	0.31	13	8.0	42.1	14.4	31.0	4.4	100.0	0.0	0.0
0611	BATHTUBS OR SHOWERS	769	0.29	17	15.5	14.6	35.3	20.0	14.6	94.4	5.6	0.0
0886	STRETCH CORDS OR STRAPS	766	0.27	20	0.0	12.8	19.7	61.9	5.6	77.2	14.6	8.1
3256	SQUASH, RACQUET BALL OR PADDLE BALL	760	0.33	12	9.0	0.0	34.0	56.9	0.0	100.0	0.0	0.0
0627	LIGHT BULBS	757	0.25	26	0.0	8.5	36.7	54.8	0.0	97.8	0.0	2.2
1447	PRUNING OR TRIMMING EQUIPMENT, NOT SPECI	720	0.29	18	0.0	4.7	2.4	92.9	0.0	100.0	0.0	0.0
4056	CABINETS, RACKS, ROOM DIVIDERS AND SHELV	711	0.32	16	0.0	0.0	15.8	78.8	5.4	100.0	0.0	0.0
3272	HOCKEY (ACTIVITY, APPAREL OR EQUIPMENT),	683	0.29	19	27.1	18.2	2.8	51.9	0.0	97.2	0.0	2.8
3219	OTHER PLAYGROUND EQUIPMENT	671	0.23	22	0.0	65.4	12.6	22.0	0.0	92.0	0.0	5.1
4022	CHAIRS, NOT SPECIFIED	661	0.34	13	76.7	23.3	0.0	0.0	0.0	100.0	0.0	0.0
0694	FISHING (ACTIVITY, APPAREL OR EQUIPMENT)	654	0.34	16	34.1	18.2	5.2	8.2	34.3	100.0	0.0	0.0
0841	BEDS, NOT SPECIFIED	624	0.35	23	32.6	26.1	8.1	33.1	0.0	100.0	0.0	0.0
1885	BENCH OR TABLE SAWS	621	0.34	13	0.0	0.0	25.3	74.7	0.0	100.0	0.0	0.0
3274	WOOD PANELING AND PARTICLEBOARD	613	0.45	9	0.0	0.0	0.0	7.0	0.0	100.0	0.0	0.0
1849	DOORS, NOT SPECIFIED	599	0.34	18	22.9	24.2	5.7	47.2	0.0	100.0	0.0	0.0
0859	FENCES OR FENCE POSTS	594	0.33	14	24.6	17.2	20.2	30.7	7.2	94.2	0.0	5.8
1114	SOLDERING EQUIPMENT, NOT SPECIFIED	585	0.40	9	0.0	0.0	7.3	92.7	0.0	100.0	0.0	0.0
5034	CARDBOARD PRODUCTS	565	0.33	13	0.0	22.9	6.1	71.1	0.0	100.0	0.0	0.0
1135	SOFTBALL (ACTIVITY, APPAREL OR EQUIPMENT	558	0.33	13	0.0	38.5	23.0	38.5	0.0	100.0	0.0	0.0
0913	BOTTLES OR JARS, NOT SPECIFIED	550	0.33	18	50.9	6.2	15.5	21.7	5.7	96.9	0.0	3.1
0949	LAUNDRY SOAPS OR DETERGENTS	542	0.41	8	0.0	20.7	47.6	31.7	0.0	100.0	0.0	0.0
1817	PORCHES, BALCONIES, OPEN-SIDE FLOORS OR	519	0.37	13	75.4	0.0	3.3	21.3	0.0	100.0	0.0	0.0
3286	ALL-TERRAIN VEHICLES, 4 WHEELS ONLY (EXC	514	0.41	9	0.0	0.0	21.8	74.4	3.8	100.0	0.0	0.0
1141	CONTAINERS, NOT SPECIFIED	508	0.54	6	0.0	0.0	77.9	22.1	0.0	77.9	22.1	0.0
4014	FURNITURE, NOT SPECIFIED	489	0.38	12	0.0	7.0	33.4	59.6	0.0	100.0	0.0	0.0
0871	POWER DRILLS OR ACCESSORIES, NOT SPECIFI	479	0.54	8	3.5	0.0	23.4	56.9	16.1	100.0	0.0	0.0
1647	CLOTHING ACCESSORIES	473	0.56	8	0.0	0.0	12.6	63.6	23.7	100.0	0.0	0.0
0657	PLIERS, WIRE CUTTERS OR WRENCHES	470	0.33	15	25.4	32.7	3.6	38.2	0.0	100.0	0.0	0.0
0972	PAINT OR VARNISH REMOVERS, PAINTBRUSH CL	470	0.26	15	7.3	0.0	20.0	69.1	3.6	100.0	0.0	0.0
3251	BUILT-IN SWIMMING POOLS	466	0.43	7	0.0	9.1	59.8	31.1	0.0	100.0	0.0	0.0
			0.96	5	0.0	24.1	0.0	75.9	0.0	100.0	0.0	0.0

PRODUCT SUMMARY REPORT SOURCE: NATIONAL ELECTRONIC INJURY SURVEILLANCE SYSTEM  
 U.S. CONSUMER PRODUCT SAFETY COMMISSION  
 EYE INJURIES - MALES - CY 1996

PRODUCT CODE	DESCRIPTION	NATIONAL ESTIMATE	CV	SAMPLE COUNT	AGE PERCENTS				DISP PERCENTS			
					0-4	5-14	15-24	25-64	65-UP	T&R	TRNS	HOSP
0929	DRAIN CLEANERS	464	0.41	10	0.0	0.0	46.4	44.4	9.2	100.0	0.0	0.0
1284	SWIMMING POOLS, NOT SPECIFIED	445	0.30	16	3.8	46.6	9.6	36.2	3.8	100.0	0.0	0.0
0833	WORKSHOP COMPOUNDS OR CHEMICALS	439	0.58	6	9.8	0.0	25.5	39.2	25.5	100.0	0.0	0.0
1392	TOY SPORTS EQUIPMENT	439	0.45	7	3.9	96.1	0.0	0.0	0.0	100.0	0.0	0.0
0863	OTHER POWER SAWS	422	0.47	5	0.0	10.2	0.0	63.3	26.6	100.0	0.0	0.0
1235	ARCHERY (ACTIVITY, APPAREL OR EQUIPMENT)	421	0.44	7	8.1	38.6	26.6	26.6	0.0	81.7	10.2	8.1
1638	COMBS OR HAIRBRUSHES, UNPOWERED	397	0.45	9	4.9	0.0	0.0	90.9	4.3	100.0	0.0	0.0
0865	PORTABLE POWER WORKSHOP GRINDERS, BUFFER	393	0.64	4	0.0	28.6	28.6	42.9	0.0	100.0	0.0	0.0
0983	SOAPS (EXCL. LAUNDRY SOAPS OR DETERGENTS	393	0.47	7	17.5	8.7	8.0	65.9	0.0	100.0	0.0	0.0
1140	GLASS BOTTLES OR JARS, NOT SPECIFIED	391	0.38	11	0.0	21.9	57.1	21.1	0.0	89.0	0.0	11.0
1260	BILLIARDS OR POOL (ACTIVITY, APPAREL OR	386	0.37	10	13.3	17.9	28.8	40.2	0.0	100.0	0.0	0.0
0874	CUTTING TORCHES	381	0.62	7	0.0	0.0	42.9	27.6	29.5	100.0	0.0	0.0
1454	OTHER POWER PRUNING OR TRIMMING EQUIPMENT	372	0.45	8	0.0	0.0	0.0	60.6	39.4	100.0	0.0	0.0
0936	ACIDS	355	0.48	6	0.0	12.1	5.4	82.5	0.0	100.0	0.0	0.0
0852	ROPE OR STRING	350	0.39	10	0.0	17.1	4.8	78.0	0.0	100.0	0.0	0.0
1646	OUTERWEAR	344	0.49	6	12.5	22.3	32.6	32.6	0.0	100.0	0.0	0.0
1830	SEPARATE GARAGES OR TOOL SHEDS	340	0.50	5	0.0	0.0	16.5	83.5	0.0	100.0	0.0	0.0
0666	TOWELS OR CLOTHS	326	0.43	7	0.0	31.5	21.0	47.5	0.0	100.0	0.0	0.0
0978	AUTOMOTIVE WAXES, POLISHES OR CLEANERS	318	0.52	6	24.1	0.0	70.5	5.3	0.0	100.0	0.0	0.0
1207	BOXING (ACTIVITY, APPAREL OR EQUIPMENT)	303	0.54	5	0.0	57.5	42.5	0.0	0.0	93.6	0.0	6.4
0908	PAINT OR VARNISH THINNERS	300	0.46	7	0.0	14.3	5.6	80.1	0.0	100.0	0.0	0.0
1731	MATCHES, NOT SPECIFIED	300	0.46	7	0.0	0.0	31.3	31.3	37.4	100.0	0.0	0.0
0417	FLATWARE (EXCLUDING KNIVES)	300	0.47	8	22.7	48.7	14.3	14.3	0.0	100.0	0.0	0.0
0572	TELEVISIONS	294	0.45	8	29.0	0.0	0.0	71.0	0.0	100.0	0.0	0.0
0942	OVEN CLEANERS	283	0.48	7	18.1	0.0	36.3	6.0	39.6	100.0	0.0	0.0
0464	KNIVES, NOT ELSEWHERE CLASSIFIED	279	0.42	8	26.3	12.3	33.7	27.7	0.0	72.3	0.0	27.7
3257	MARTIAL ARTS (ACTIVITY, APPAREL OR EQUIP	275	0.33	10	0.0	18.4	35.0	46.6	0.0	100.0	0.0	0.0
0891	N.O.S. BATTERIES	272	0.49	6	0.0	0.0	12.6	87.4	0.0	100.0	0.0	0.0
0854	WORKSHOP FURNISHINGS	267	0.61	3	0.0	0.0	0.0	100.0	0.0	100.0	0.0	0.0
0648	SINKS	262	0.50	6	0.0	0.0	0.0	93.5	6.5	100.0	0.0	0.0
0882	NAIL GUNS OR STUD DRIVERS	259	0.88	3	0.0	0.0	56.6	43.4	0.0	100.0	0.0	0.0
1318	UNPOWERED MODELS OR PARTS	258	0.61	4	6.6	0.0	0.0	93.4	0.0	100.0	0.0	0.0
1401	POWER LAWN MOWERS, NOT SPECIFIED	256	0.52	6	0.0	0.0	7.5	85.8	6.6	100.0	0.0	0.0
0381	AIR CONDITIONERS	256	0.56	6	0.0	0.0	7.5	92.5	0.0	100.0	0.0	0.0
0930	AMMONIA, HOUSEHOLD	255	0.50	8	13.3	0.0	14.2	72.5	0.0	100.0	0.0	0.0
0809	OTHER PORTABLE OR STATIONARY POWER TOOLS	250	0.35	8	0.0	0.0	0.0	100.0	0.0	100.0	0.0	0.0
3283	SNOW SKIING (ACTIVITY, APPAREL OR EQUIPM	241	0.65	3	0.0	46.5	0.0	53.5	0.0	100.0	0.0	0.0
1821	CLOTHESLINES OR CLOTHES DRYING RACKS	241	0.55	4	0.0	46.6	17.8	35.6	0.0	100.0	0.0	0.0
1461	LEAF BLOWERS	240	0.54	5	0.0	0.0	7.0	93.0	0.0	100.0	0.0	0.0
0424	GLASS DRINKING GLASSES	232	0.57	4	0.0	48.3	0.0	51.7	0.0	100.0	0.0	0.0
1293	AMUSEMENT ATTRACTIONS (INCLUDING RIDES)	232	0.57	4	48.3	33.2	18.5	0.0	0.0	100.0	0.0	0.0
1426	HATCHETS OR AXES	230	0.41	10	0.0	22.3	0.0	70.4	7.4	100.0	0.0	0.0

PRODUCT SUMMARY REPORT SOURCE: NATIONAL ELECTRONIC INJURY SURVEILLANCE SYSTEM  
 U.S. CONSUMER PRODUCT SAFETY COMMISSION  
 EYE INJURIES - MALES - CY 1996

PRODUCT CODE	DESCRIPTION	NATIONAL ESTIMATE	CV	SAMPLE COUNT	AGE PERCENTS				DISP PERCENTS				
					0-4	5-14	15-24	25-64	65-UP	T&R	TRNS	HOSP	
0649	TOILETS	224	0.70	2	0.0	0.0	0.0	100.0	0.0	100.0	0.0	0.0	0.0
1264	WATER SKIING (ACTIVITY, APPAREL OR EQUIP	224	0.70	2	0.0	0.0	50.0	50.0	0.0	100.0	0.0	0.0	0.0
1290	SNOWMOBILES (ACTIVITY, APPAREL OR EQUIP	224	1.00	2	0.0	50.0	0.0	50.0	0.0	100.0	0.0	0.0	0.0
1328	WAGONS (CHILDREN'S)	224	0.70	2	50.0	0.0	50.0	0.0	0.0	100.0	0.0	0.0	0.0
3214	CAMPING EQUIPMENT	223	0.57	5	22.9	50.3	7.6	19.2	0.0	100.0	0.0	0.0	0.0
4050	PILLOWS	223	0.57	5	0.0	92.4	7.6	0.0	0.0	100.0	0.0	0.0	0.0
1217	SLEDS	222	0.57	5	27.9	72.1	0.0	0.0	0.0	100.0	0.0	0.0	0.0
0380	FANS	222	0.39	7	7.6	15.2	0.0	77.1	0.0	92.4	0.0	7.6	0.0
1701	ARTIFICIAL CHRISTMAS TREES	222	0.56	5	0.0	0.0	8.7	91.3	0.0	100.0	0.0	0.0	0.0
0550	TELEPHONES OR TELEPHONE ACCESSORIES	219	0.47	7	23.3	0.0	27.3	49.4	0.0	100.0	0.0	0.0	0.0
1864	COUNTERS OR COUNTERTOPS	217	0.57	5	0.0	0.0	23.6	76.4	0.0	100.0	0.0	0.0	0.0
0862	MANUAL FILING OR SANDING TOOLS	216	0.36	7	0.0	0.0	8.9	91.1	0.0	100.0	0.0	0.0	0.0
1422	RIDING POWER LAWN MOWERS	215	0.66	4	0.0	0.0	0.0	100.0	0.0	100.0	0.0	0.0	0.0
0601	BEDSPRINGS OR BEDFRAMES	214	0.40	6	52.0	48.0	0.0	0.0	0.0	100.0	0.0	0.0	0.0
0803	POWER SANDERS	211	0.62	3	0.0	0.0	26.7	73.3	0.0	100.0	0.0	0.0	0.0
4062	ELECTRIC WIRE OR WIRING SYSTEMS (EXCL. P	206	0.61	4	0.0	0.0	0.0	100.0	0.0	100.0	0.0	0.0	0.0
1270	WRESTLING (ACTIVITY, APPAREL OR EQUIP	205	0.40	6	0.0	16.7	75.1	8.2	0.0	100.0	0.0	0.0	0.0
1122	GLASS ALCOHOLIC BEVERAGE BOTTLES	202	0.60	5	0.0	8.4	80.9	10.7	0.0	91.6	0.0	8.4	0.0
1414	GARDEN HOSES, NOZZLES OR SPRINKLERS	199	0.45	7	17.2	17.2	0.0	65.5	0.0	100.0	0.0	0.0	0.0
1403	OTHER UNPOWERED GARDEN TOOLS	198	0.36	8	0.0	26.8	0.0	64.7	8.5	100.0	0.0	0.0	0.0
0945	PINE OIL CLEANING AND DISINFECTANT PREPA	198	0.38	7	21.6	19.5	8.5	50.3	0.0	100.0	0.0	0.0	0.0
1651	COMBS, NOT SPECIFIED	198	0.62	4	8.6	17.3	0.0	74.1	0.0	100.0	0.0	0.0	0.0
0830	HAND SAWS	197	0.53	5	0.0	0.0	0.0	100.0	0.0	100.0	0.0	0.0	0.0
0870	AWLS, CHISELS OR PLANES	189	0.66	3	0.0	0.0	22.6	77.4	0.0	100.0	0.0	0.0	0.0
1143	BUCKETS OR PAILS	189	0.65	4	22.7	0.0	0.0	77.3	0.0	100.0	0.0	0.0	0.0
1855	PLASTIC PRODUCTS, NOT ELSEWHERE CLASSIFI	181	0.67	3	0.0	0.0	81.0	19.0	0.0	100.0	0.0	0.0	0.0
5555	<5 POISONING - NO OTHER CODE	181	0.67	3	100.0	0.0	0.0	0.0	0.0	100.0	0.0	0.0	0.0
3297	IN-LINE SKATING (ACTIVITY, APPAREL, EQ.)	180	0.65	5	0.0	18.8	62.4	18.8	0.0	100.0	0.0	0.0	0.0
0115	VACUUM CLEANERS	179	0.41	6	19.1	0.0	23.9	47.6	9.4	100.0	0.0	19.3	0.0
0679	SOFAS, COUCHES, DAVENPORTS, DIVANS OR ST	178	0.38	7	20.4	49.4	0.0	30.2	0.0	100.0	0.0	0.0	0.0
1865	POLES	176	0.42	6	24.4	29.2	22.0	24.4	0.0	100.0	0.0	0.0	0.0
0977	SPOT REMOVERS OR CLEANING FLUIDS	172	0.71	3	9.8	65.2	24.9	0.0	0.0	100.0	0.0	0.0	0.0
5033	MOUNTAIN OR ALL-TERRAIN BICYCLES AND AC	172	0.71	3	0.0	0.0	90.2	9.8	0.0	100.0	0.0	0.0	0.0
1604	CIGARETTE OR PIPE LIGHTERS	167	0.42	6	10.1	0.0	89.9	0.0	0.0	100.0	0.0	0.0	0.0
0676	RUGS OR CARPETS, NOT SPECIFIED	167	0.45	6	41.1	0.0	0.0	58.9	0.0	100.0	0.0	0.0	0.0
0966	ANTIFREEZE	163	0.73	3	0.0	0.0	10.4	89.6	0.0	100.0	0.0	0.0	0.0
0979	DISHWASHING LIQUID	163	0.73	3	68.7	0.0	10.4	21.0	0.0	100.0	0.0	0.0	0.0
1886	GARAGE DOORS (EXCL. AUTOMATIC GARAGE DOO	163	0.73	3	0.0	10.4	0.0	89.6	0.0	100.0	0.0	0.0	0.0
3235	OTHER BALL SPORTS (ACTIVITY, APPAREL OR	163	0.73	3	0.0	21.0	0.0	79.0	0.0	100.0	0.0	0.0	0.0
4042	LIGHTING EQUIPMENT, NOT SPECIFIED	163	0.45	5	0.0	0.0	68.5	31.5	0.0	89.6	0.0	10.4	0.0
1659	MANICURING DEVICES	160	0.73	3	0.0	0.0	10.6	89.4	0.0	100.0	0.0	0.0	0.0
0962	DIESEL FUELS	155	0.77	2	0.0	0.0	27.7	0.0	72.3	0.0	100.0	0.0	0.0

PRODUCT SUMMARY REPORT SOURCE: NATION: ELECTRONIC INJURY SURVEILLANCE SYSTEM  
 U.S. CONSUMER PRODUCT SAFETY COMMISSION  
 EYE INJURIES - MALES - CY 1996

PRODUCT CODE	DESCRIPTION	NATIONAL ESTIMATE	CV	SAMPLE COUNT	AGE PERCENTS				DISP PERCENTS				
					0-4	5-14	15-24	25-64	65-UP	T&R	TRNS	HOSP	
1053	FERTILIZERS AND OTHER CHEMICALS FOR OUTD	155	0.77	2	72.3	0.0	0.0	0.0	0.0	27.7	100.0	0.0	0.0
1455	MANUAL PRUNING OR TRIMMING EQUIPMENT, NO	155	0.77	2	0.0	0.0	100.0	0.0	0.0	0.0	100.0	0.0	0.0
1707	WHEELCHAIRS	155	0.77	2	0.0	27.7	0.0	0.0	72.3	100.0	0.0	0.0	0.0
3291	DARTS, NOT SPECIFIED	155	0.77	2	0.0	100.0	0.0	0.0	0.0	0.0	27.7	0.0	72.3
0413	WASTE CONTAINERS, TRASH BASKETS OR REFUS	154	0.49	4	22.2	0.0	27.8	50.0	0.0	0.0	100.0	0.0	0.0
4036	ELECTRIC TABLE LAMPS, FLOOR LAMPS OR DES	154	0.49	4	27.8	0.0	0.0	50.0	22.2	72.2	0.0	0.0	27.8
3299	EXERCISE (ACTIVITY OR APPAREL, W/O EQUIP	151	0.77	3	0.0	0.0	74.4	11.2	14.4	100.0	0.0	0.0	0.0
4033	LADDERS, NOT SPECIFIED	151	0.77	3	0.0	0.0	0.0	100.0	0.0	0.0	100.0	0.0	0.0
1682	HAIR CURLERS, CURLING IRONS, CLIPS & HAI	148	0.78	3	0.0	0.0	0.0	100.0	0.0	0.0	100.0	0.0	0.0
5015	TOY CAPS, CAP TOYS OR CAP GUNS	148	0.46	5	46.4	53.6	0.0	0.0	0.0	100.0	0.0	0.0	0.0
0968	CAUSTICS	146	0.80	2	0.0	0.0	0.0	100.0	0.0	0.0	100.0	0.0	0.0
1120	GLASS SOFT DRINK BOTTLES	146	0.80	2	0.0	0.0	0.0	0.0	0.0	0.0	23.4	76.6	0.0
3259	GO-CARTS	146	0.80	2	0.0	0.0	100.0	0.0	0.0	0.0	100.0	0.0	0.0
0951	TOILET BOWL PRODUCTS	146	0.78	3	0.0	0.0	11.6	88.4	0.0	100.0	0.0	0.0	0.0
0957	DYES (NONCOSMETIC)	146	0.78	3	0.0	11.6	0.0	88.4	0.0	100.0	0.0	0.0	0.0
1729	CHRISTMAS DECORATIONS (NONELECTRIC)	146	0.48	4	47.0	0.0	0.0	53.0	0.0	100.0	0.0	0.0	0.0
1456	POWER PRUNING OR TRIMMING EQUIPMENT, NOT	146	0.65	4	0.0	0.0	0.0	100.0	0.0	0.0	100.0	0.0	0.0
0276	REFRIGERATORS	145	0.47	5	11.7	23.6	0.0	64.8	0.0	100.0	0.0	0.0	0.0
1820	CABINET OR DOOR HARDWARE	145	0.58	5	53.1	0.0	23.6	23.3	0.0	100.0	0.0	0.0	0.0
1615	FOOTWEAR	137	0.58	4	0.0	75.0	0.0	25.0	0.0	100.0	0.0	0.0	0.0
1376	MOLDING COMPOUNDS	131	0.87	2	85.3	14.7	0.0	0.0	0.0	100.0	0.0	0.0	0.0
1279	ICE HOCKEY (ACTIVITY, APPAREL OR EQUIPME	130	0.51	6	0.0	13.0	13.0	73.9	0.0	100.0	0.0	0.0	0.0
1347	BALLOONS (TOY)	129	0.88	2	13.1	0.0	86.9	0.0	0.0	100.0	0.0	0.0	0.0
1433	POWER LEAF MULCHERS AND GRINDERS	129	0.88	2	0.0	13.1	0.0	86.9	0.0	86.9	0.0	13.1	0.0
3245	STREET HOCKEY (ACTIVITY, APPAREL OR EQUI	128	0.51	4	26.7	60.1	0.0	13.2	0.0	100.0	0.0	0.0	0.0
0905	FURNITURE POLISHES OR WAXES	128	0.52	5	26.8	26.5	0.0	46.7	0.0	100.0	0.0	0.0	0.0
0475	DRINKING GLASSES, NOT SPECIFIED	124	0.56	4	0.0	0.0	0.0	100.0	0.0	100.0	0.0	0.0	0.0
0804	POWER ROUTERS	120	0.57	3	28.5	0.0	0.0	71.5	0.0	64.3	0.0	0.0	0.0
0371	DUCTWORK FOR HEATING OR COOLING SYSTEMS	120	0.57	3	0.0	0.0	71.5	28.5	0.0	100.0	0.0	0.0	0.0
1934	HOT WATER	112	1.00	1	0.0	0.0	100.0	0.0	0.0	100.0	0.0	0.0	0.0
0221	FOOD WARMERS	112	1.00	1	0.0	0.0	0.0	100.0	0.0	100.0	0.0	0.0	0.0
0227	ICE MAKERS (SEPARATE FROM REFRIGERATORS)	112	1.00	1	0.0	0.0	0.0	100.0	0.0	100.0	0.0	0.0	0.0
0367	COAL OR WOOD-BURNING STOVES	112	1.00	1	0.0	0.0	0.0	100.0	0.0	100.0	0.0	0.0	0.0
0514	CERAMICS SUPPLIES OR EQUIPMENT	112	1.00	1	0.0	0.0	0.0	100.0	0.0	100.0	0.0	0.0	0.0
0552	ANTENNAS, NOT SPECIFIED	112	1.00	1	0.0	0.0	0.0	100.0	0.0	100.0	0.0	0.0	0.0
0557	COMPUTERS (EQUIPMENT & ELECTRONIC GAMES)	112	1.00	1	0.0	100.0	0.0	0.0	0.0	100.0	0.0	0.0	0.0
0617	DRAPERIES, CURTAINS, SHOWER CURTAINS (FAB	112	1.00	1	0.0	0.0	0.0	100.0	0.0	100.0	0.0	0.0	0.0
0805	POWER LATHES	112	1.00	1	0.0	0.0	0.0	100.0	0.0	100.0	0.0	0.0	0.0
0843	RADIAL ARM SAWS	112	1.00	1	0.0	0.0	0.0	100.0	0.0	100.0	0.0	0.0	0.0
0873	STATIONARY POWER WORKSHOP GRINDERS, BUFF	112	1.00	1	0.0	0.0	0.0	100.0	0.0	100.0	0.0	0.0	0.0
0888	SPRAYERS, NOT ELSEWHERE CLASSIFIED	112	1.00	1	0.0	0.0	0.0	100.0	0.0	100.0	0.0	0.0	0.0
0927	TAPES (WITH ADHESIVE SURFACES)	112	1.00	1	0.0	0.0	0.0	100.0	0.0	100.0	0.0	0.0	0.0

PRODUCT SUMMARY REPORT SOURCE: NATIONAL ELECTRONIC INJURY SURVEILLANCE SYSTEM  
U.S. CONSUMER PRODUCT SAFETY COMMISSION  
EYE INJURIES - MALES - CY 1996

PRODUCT CODE	DESCRIPTION	NATIONAL ESTIMATE	CV	SAMPLE COUNT	AGE PERCENTS				DISP PERCENTS				
					0-4	5-14	15-24	25-64	65-UP	T&R	TRNS	HOSP	
0975	ROOM DEODORIZERS OR FRESHENERS, NOT SPEC	112	1.00	1	0.0	100.0	0.0	0.0	0.0	0.0	100.0	0.0	0.0
1275	SCUBA DIVING (ACTIVITY, APPAREL OR EQUIP	112	1.00	1	100.0	0.0	0.0	0.0	0.0	0.0	100.0	0.0	0.0
1301	TRICYCLES	112	1.00	1	100.0	0.0	0.0	0.0	0.0	0.0	100.0	0.0	0.0
1446	REEL POWER LAWN MOWERS	112	1.00	1	0.0	0.0	0.0	100.0	0.0	0.0	100.0	0.0	0.0
1448	ROTARY POWER LAWN MOWERS	112	1.00	1	0.0	0.0	0.0	100.0	0.0	0.0	100.0	0.0	0.0
1449	MANUAL HEDGE TRIMMERS	112	1.00	1	0.0	0.0	0.0	100.0	0.0	0.0	100.0	0.0	0.0
1843	RAMPS OR LANDINGS	112	1.00	1	0.0	0.0	0.0	100.0	0.0	0.0	100.0	0.0	0.0
1932	OTHER DRUGS OR MEDICATIONS	112	1.00	1	100.0	0.0	0.0	0.0	0.0	0.0	100.0	0.0	0.0
3216	ROLLER SKATING (ACTIVITY, APPAREL OR EQU	112	1.00	1	0.0	100.0	0.0	0.0	0.0	0.0	100.0	0.0	0.0
3252	SLEEPING BAGS	112	1.00	1	100.0	0.0	0.0	0.0	0.0	0.0	100.0	0.0	0.0
3285	ALL-TERRAIN VEHICLES, 3 WHEELS ONLY, EXC	112	1.00	1	0.0	100.0	0.0	0.0	0.0	0.0	100.0	0.0	0.0
4041	ELECTRIC LIGHTING EQUIPMENT, NOT SPECIFI	112	1.00	1	0.0	0.0	0.0	100.0	0.0	0.0	100.0	0.0	0.0
0474	TABLEWARE AND ACCESSORIES	111	0.57	3	69.2	30.8	0.0	0.0	0.0	0.0	100.0	0.0	0.0
0689	BLANKETS, NOT SPECIFIED	111	0.57	3	0.0	30.8	0.0	69.2	0.0	0.0	100.0	0.0	0.0
1130	PLASTIC BAGS	111	0.57	3	38.5	0.0	0.0	61.5	0.0	0.0	100.0	0.0	0.0
1389	OTHER TOY WEAPONS (NONPROJECTILE)	111	0.73	3	30.8	69.2	0.0	0.0	0.0	0.0	100.0	0.0	0.0
3277	EXERCISE EQUIPMENT	111	0.54	4	0.0	100.0	0.0	0.0	0.0	0.0	100.0	0.0	0.0
1352	SLINGSHOTS OR SLING-PROPELLED TOYS	111	0.54	4	0.0	0.0	0.0	100.0	0.0	0.0	100.0	0.0	0.0
3249	GRILLS, NOT SPECIFIED	111	0.54	4	0.0	0.0	0.0	100.0	0.0	0.0	100.0	0.0	0.0
1342	COSTUMES OR MASKS	105	0.70	3	0.0	16.5	0.0	83.5	0.0	0.0	100.0	0.0	0.0
1132	PLASTIC PRODUCTS, NOT SPECIFIED	103	0.60	3	0.0	0.0	0.0	100.0	0.0	0.0	100.0	0.0	0.0
1623	LUGGAGE	103	0.60	3	0.0	0.0	0.0	100.0	0.0	0.0	100.0	0.0	0.0
1317	FLYING TOYS	102	0.51	4	16.5	83.5	0.0	0.0	0.0	0.0	100.0	0.0	0.0
3246	SWINGS OR SWING SETS	102	0.71	4	83.5	16.5	0.0	0.0	0.0	0.0	100.0	0.0	0.0
3234	RUGBY (ACTIVITY, APPAREL OR EQUIPMENT)	102	0.51	5	0.0	0.0	16.6	83.4	0.0	0.0	100.0	0.0	0.0
0564	ART SUPPLIES OR EQUIPMENT	94	0.61	3	0.0	45.6	36.4	18.0	0.0	0.0	100.0	0.0	0.0
0638	WINDOW SHADES, VENETIAN BLINDS OR INDOOR	94	0.61	3	100.0	0.0	0.0	0.0	0.0	0.0	100.0	0.0	0.0
1144	BAGS, NOT ELSEWHERE CLASSIFIED	94	0.61	3	36.4	0.0	0.0	45.6	18.0	0.0	100.0	0.0	0.0
1266	VOLLEYBALL (ACTIVITY, APPAREL OR EQUIP.)	94	0.61	3	0.0	0.0	36.4	63.6	0.0	0.0	100.0	0.0	0.0
0976	DETERGENTS, NOT SPECIFIED	94	0.60	4	18.1	81.9	0.0	0.0	0.0	0.0	100.0	0.0	0.0
1643	KEYS, KEY RINGS OR KEY CHAINS	94	0.60	4	63.8	0.0	0.0	36.2	0.0	0.0	100.0	0.0	0.0
0322	FURNACES, NOT SPECIFIED	90	0.58	3	0.0	0.0	0.0	100.0	0.0	0.0	100.0	0.0	0.0
1616	JEWELRY	87	0.51	4	19.4	39.2	22.1	19.4	0.0	0.0	100.0	0.0	0.0
0887	PAINTING EQUIPMENT, POWERED (INCL.SPRAYE	86	0.69	2	0.0	0.0	50.0	50.0	0.0	0.0	100.0	0.0	0.0
0973	LIQUID ROOM DEODORIZERS OR FRESHENERS	86	0.69	2	50.0	50.0	0.0	0.0	0.0	0.0	100.0	0.0	0.0
1427	POWER HEDGE TRIMMERS	86	1.00	2	0.0	0.0	0.0	100.0	0.0	0.0	100.0	0.0	0.0
0463	CANDLES, CANDLESTICKS AND OTHER CANDLE H	85	0.59	3	19.8	0.0	40.1	40.1	0.0	0.0	100.0	0.0	0.0
1127	NONGLOSS BOTTLES OR JARS	85	0.59	3	0.0	40.1	0.0	59.9	0.0	0.0	100.0	0.0	0.0
0604	DESKS, CHESTS, BUREAUS OR BUFFETS	85	0.51	4	39.8	19.9	0.0	40.3	0.0	0.0	100.0	0.0	0.0
1345	BUILDING SETS	85	0.51	4	19.9	60.2	0.0	19.9	0.0	0.0	100.0	0.0	0.0
0266	OVENS, NOT SPECIFIED	81	0.61	3	0.0	26.6	52.6	20.8	0.0	0.0	100.0	0.0	0.0
0259	ELECTRIC RANGES (WITH OVENS)	77	0.71	2	0.0	55.6	44.4	0.0	0.0	0.0	44.4	0.0	55.6

PRODUCT SUMMARY REPORT SOURCE: NATION. ELECTRONIC INJURY SURVEILLANCE SYSTEM  
 U.S. CONSUMER PRODUCT SAFETY COMMISSION  
 EYE INJURIES - MALES - CY 1996

PRODUCT CODE	DESCRIPTION	NATIONAL ESTIMATE	CV	SAMPLE COUNT	AGE PERCENTS					DISP PERCENTS				
					0-4	5-14	15-24	25-64	65-UP	T&R	TRNS	HOSP		
0536	PHOTOGRAPHIC EQUIPMENT	77	0.71	2	0.0	0.0	0.0	100.0	0.0	44.4	0.0	55.6		
0685	EXTENSION CORDS	77	0.71	2	0.0	55.6	0.0	44.4	0.0	100.0	0.0	0.0		
0835	TOOLBOXES OR TOOL KITS	77	0.71	2	44.4	0.0	0.0	55.6	0.0	100.0	0.0	0.0		
1405	GARDEN TRACTORS	77	0.71	2	0.0	55.6	0.0	44.4	0.0	100.0	0.0	0.0		
1686	COINS	77	0.71	2	0.0	44.4	55.6	0.0	0.0	100.0	0.0	0.0		
1882	OTHER GLASS DOORS	77	0.71	2	55.6	0.0	44.4	0.0	0.0	100.0	0.0	0.0		
0264	MICROWAVE OVENS	77	0.63	3	0.0	100.0	0.0	0.0	0.0	100.0	0.0	0.0		
1390	TOY GUNS, NOT SPECIFIED	70	0.60	3	0.0	27.4	24.0	48.6	0.0	100.0	0.0	0.0		
0639	FLASHLIGHTS OR BATTERY-POWERED LANTERNS	70	0.60	3	0.0	0.0	0.0	100.0	0.0	100.0	0.0	0.0		
1645	DAY WEAR	70	0.58	3	0.0	0.0	31.0	69.0	0.0	100.0	0.0	0.0		
1658	CLOTHING, NOT SPECIFIED	69	0.69	2	0.0	50.0	0.0	50.0	0.0	100.0	0.0	0.0		
0654	KNICKKNACKS, STATUES, VASES OR URNS	69	0.69	2	0.0	0.0	0.0	100.0	0.0	100.0	0.0	0.0		
0875	JIGSAWS	69	0.69	2	0.0	0.0	0.0	100.0	0.0	100.0	0.0	0.0		
1112	METAL CONTAINERS	69	0.69	2	0.0	0.0	0.0	100.0	0.0	100.0	0.0	0.0		
1728	MATCHBOOKS	69	0.69	2	0.0	0.0	0.0	100.0	0.0	100.0	0.0	0.0		
4051	SHEETS OR PILLOWCASES	68	0.61	3	0.0	0.0	0.0	75.1	24.9	100.0	0.0	0.0		
1062	TRACTORS, OTHER OR NOT SPECIFIED	68	0.61	3	0.0	0.0	24.9	75.1	0.0	100.0	0.0	0.0		
3265	WEIGHT LIFTING (ACTIVITY, APPAREL OR EQU	62	0.76	2	0.0	0.0	31.0	69.0	0.0	100.0	0.0	0.0		
0920	CAULKING OR SPACKLING COMPOUNDS	62	0.76	2	0.0	0.0	0.0	100.0	0.0	100.0	0.0	0.0		
1812	GUTTERS, DRAINPIPES, DOWNSPOUTS OR RUN-O	60	0.77	2	0.0	0.0	71.7	28.3	0.0	100.0	0.0	0.0		
0131	PROPANE, LP OR BUTANE GAS TANKS OR FITTI	60	0.77	2	0.0	0.0	71.7	28.3	0.0	100.0	0.0	0.0		
0699	FAUCETS OR SPIGOTS	56	1.00	1	0.0	0.0	0.0	100.0	0.0	100.0	0.0	0.0		
0125	WATER SOFTENERS OR CONDITIONERS (APPLIAN	54	0.72	2	0.0	0.0	36.0	64.0	0.0	100.0	0.0	0.0		
1609	SUN LAMPS	53	0.73	3	0.0	0.0	36.3	63.7	0.0	100.0	0.0	0.0		
1282	HANDBALL (ACTIVITY, APPAREL OR EQUIPMENT	51	0.75	2	0.0	66.9	0.0	33.1	0.0	100.0	0.0	0.0		
0934	DISHWASHER DETERGENTS	51	0.75	2	0.0	0.0	33.1	66.9	0.0	66.9	0.0	33.1		
0969	LYE	51	0.75	2	0.0	66.9	0.0	33.1	0.0	100.0	0.0	0.0		
1233	TRAMPOLINES	51	0.75	2	100.0	0.0	0.0	0.0	0.0	100.0	0.0	0.0		
1242	SLIDES OR SLIDING BOARDS	51	0.75	2	0.0	100.0	0.0	0.0	0.0	100.0	0.0	0.0		
1244	MONKEY BARS OR OTHER PLAYGROUND CLIMBING	51	0.75	2	0.0	0.0	0.0	0.0	0.0	100.0	0.0	0.0		
1522	BABY STROLLERS	51	0.75	2	100.0	0.0	0.0	0.0	0.0	100.0	0.0	0.0		
1622	WATCHES	51	0.75	2	0.0	33.1	66.9	0.0	0.0	66.9	0.0	33.1		
1829	HANDRAILS, RAILINGS OR BANISTERS	51	0.75	2	0.0	0.0	66.9	33.1	0.0	33.1	0.0	66.9		
4004	MIRRORS OR MIRROR GLASS	51	0.75	2	0.0	66.9	0.0	33.1	0.0	100.0	0.0	0.0		
0450	SCISSORS, NOT SPECIFIED	51	0.53	3	66.7	33.3	0.0	0.0	0.0	100.0	0.0	0.0		
0214	DISHWASHERS	43	1.00	1	100.0	0.0	0.0	0.0	0.0	100.0	0.0	0.0		
0222	ELECTRIC FRYING PANS AND SKILLETS	43	1.00	1	0.0	0.0	100.0	0.0	0.0	100.0	0.0	0.0		
0234	TOASTERS	43	1.00	1	0.0	0.0	0.0	0.0	0.0	100.0	0.0	0.0		
0247	IRONS, NOT SPECIFIED	43	1.00	1	100.0	0.0	0.0	0.0	0.0	0.0	100.0	0.0		
0422	BOTTLE OPENERS	43	1.00	1	0.0	0.0	0.0	100.0	0.0	100.0	0.0	0.0		
0465	OTHER COOKWARE	43	1.00	1	100.0	0.0	0.0	0.0	0.0	100.0	0.0	0.0		
0477	THERMOMETERS (EXCLUDING MEDICAL THERMOME	43	1.00	1	0.0	100.0	0.0	0.0	0.0	100.0	0.0	0.0		

PRODUCT SUMMARY REPORT SOURCE: NATIONAL ELECTRONIC INJURY SURVEILLANCE SYSTEM  
 U.S. CONSUMER PRODUCT SAFETY COMMISSION  
 EYE INJURIES - MALES - CY 1996

PRODUCT CODE	DESCRIPTION	NATIONAL ESTIMATE	CV	SAMPLE COUNT	AGE PERCENTS				DISP PERCENTS			
					0-4	5-14	15-24	25-64	65-UP	T&R	TRNS	HOSP
0546	STEREO OR HI-FI COMPONENTS OR ACCESSORIE	43	1.00	1	0.0	0.0	0.0	100.0	0.0	100.0	0.0	0.0
0855	PORTABLE POWER DRILLS AND ACCESSORIES	43	1.00	1	0.0	0.0	0.0	100.0	0.0	100.0	0.0	0.0
0885	CHAINS, NOT ELSEWHERE CLASSIFIED	43	1.00	1	0.0	0.0	0.0	100.0	100.0	0.0	0.0	0.0
0925	PAINT BRUSHES OF ROLLERS, MANUAL	43	1.00	1	0.0	0.0	0.0	100.0	100.0	0.0	0.0	0.0
0940	LIGHTER FLUIDS	43	1.00	1	0.0	0.0	0.0	100.0	0.0	100.0	0.0	0.0
0952	FABRIC TREATMENT PRODUCTS	43	1.00	1	0.0	100.0	0.0	0.0	0.0	100.0	0.0	0.0
0953	ABRASIVE CLEANERS	43	1.00	1	100.0	0.0	0.0	0.0	0.0	100.0	0.0	0.0
0981	GASOLINE CANS	43	1.00	1	0.0	100.0	0.0	0.0	0.0	100.0	0.0	0.0
1023	FERTILIZERS, NOT SPECIFIED	43	1.00	1	0.0	0.0	0.0	100.0	0.0	100.0	0.0	0.0
1354	MARBLES	43	1.00	1	100.0	0.0	0.0	0.0	0.0	100.0	0.0	0.0
1413	GREENHOUSE OR GARDENING SUPPLIES	43	1.00	1	0.0	0.0	0.0	100.0	0.0	100.0	0.0	0.0
1415	MANUAL SNOW OR ICE REMOVAL TOOLS	43	1.00	1	0.0	100.0	0.0	0.0	0.0	100.0	0.0	0.0
1457	LOG SPLITTERS	43	1.00	1	0.0	0.0	100.0	0.0	0.0	100.0	0.0	0.0
1462	PUMPS, NOT ELSEWHERE CLASSIFIED	43	1.00	1	0.0	100.0	0.0	0.0	0.0	100.0	0.0	0.0
1463	BRUSHCUTTERS, POWERED	43	1.00	1	0.0	0.0	0.0	100.0	0.0	100.0	0.0	0.0
1629	NONELECTRIC TOOTHBRUSHES	43	1.00	1	100.0	0.0	0.0	0.0	0.0	100.0	0.0	0.0
1870	WINDOW SILLS OR FRAMES	43	1.00	1	0.0	0.0	0.0	100.0	0.0	0.0	100.0	0.0
4023	RECLINER CHAIRS, NOT SPECIFIED	43	1.00	1	100.0	0.0	0.0	0.0	0.0	100.0	0.0	0.0
4055	DRAPERY OR CURTAIN RODS, HOOKS OR RINGS	43	1.00	1	0.0	0.0	0.0	100.0	0.0	100.0	0.0	0.0
4066	COOKWARE, NOT SPECIFIED	39	0.71	2	0.0	56.1	43.9	0.0	0.0	100.0	0.0	0.0
0110	ELECTRIC HEATING PADS	34	1.00	1	0.0	0.0	0.0	100.0	0.0	0.0	100.0	0.0
0263	FREEZERS (SEPARATE FROM REFRIGERATORS)	34	1.00	1	0.0	0.0	0.0	100.0	0.0	100.0	0.0	0.0
0308	BOILERS	34	1.00	1	0.0	0.0	0.0	100.0	0.0	100.0	0.0	0.0
0310	GAS FURNACES	34	1.00	1	0.0	0.0	0.0	100.0	0.0	100.0	0.0	0.0
0559	RADIOS, NOT SPECIFIED	34	1.00	1	0.0	0.0	0.0	100.0	0.0	100.0	0.0	0.0
0612	RUNNERS, THROW RUGS OR DOORMATS	34	1.00	1	0.0	0.0	0.0	100.0	0.0	100.0	0.0	0.0
0657	TOWEL RACKS OR BARS	34	1.00	1	0.0	0.0	0.0	100.0	0.0	100.0	0.0	0.0
0684	UNATTACHED APPLIANCE OR LAMP CORDS	34	1.00	1	0.0	100.0	0.0	0.0	0.0	100.0	0.0	0.0
0831	FUEL-BURNING WELDING EQUIPMENT	34	1.00	1	0.0	0.0	100.0	0.0	0.0	100.0	0.0	0.0
0834	HEAVY-DUTY WORKSHOP STAPLERS	34	1.00	1	0.0	0.0	0.0	100.0	0.0	100.0	0.0	0.0
0879	VISES OR WORKSHOP CLAMPS	34	1.00	1	0.0	0.0	0.0	100.0	0.0	100.0	0.0	0.0
0915	METHYL ALCOHOL (SOLVENT)	34	1.00	1	0.0	100.0	0.0	0.0	0.0	100.0	0.0	0.0
0974	SOLID ROOM DEODORIZERS OR FRESHENERS	34	1.00	1	0.0	0.0	0.0	100.0	0.0	100.0	0.0	0.0
0982	SCHOOL LABORATORY CHEMICALS	34	1.00	1	0.0	100.0	0.0	0.0	0.0	100.0	0.0	0.0
1131	PLASTIC WRAPPING PRODUCTS	34	1.00	1	0.0	0.0	100.0	0.0	0.0	100.0	0.0	0.0
1139	ALUMINUM FOIL WRAPPING PRODUCTS	34	1.00	1	0.0	0.0	100.0	0.0	0.0	100.0	0.0	0.0
1215	LACROSSE (ACTIVITY, APPAREL OR EQUIPMENT	34	1.00	1	0.0	0.0	100.0	0.0	0.0	100.0	0.0	0.0
1240	AQUARIUMS OR ACCESSORIES	34	1.00	1	0.0	0.0	100.0	0.0	0.0	100.0	0.0	0.0
1272	GYMNASTICS (ACTIVITY, APPAREL OR EQUIP.)	34	1.00	1	0.0	100.0	0.0	0.0	0.0	100.0	0.0	0.0
1326	BLOCKS, STACKING TOYS OR PULL TOYS	34	1.00	1	0.0	100.0	0.0	0.0	0.0	100.0	0.0	0.0
1338	TOY BOWS OR ARROWS	34	1.00	1	100.0	0.0	0.0	0.0	0.0	100.0	0.0	0.0
1353	TOY BOXES OR CHESTS	34	1.00	1	100.0	0.0	0.0	0.0	0.0	100.0	0.0	0.0

PRODUCT SUMMARY REPORT SOURCE: NATIONAL ELECTRONIC INJURY SURVEILLANCE SYSTEM  
 U.S. CONSUMER PRODUCT SAFETY COMMISSION  
 EYE INJURIES - MALES - CY 1996

PRODUCT CODE	DESCRIPTION	NATIONAL ESTIMATE	CV	SAMPLE COUNT	AGE PERCENTS					DISP PERCENTS		
					0-4	5-14	15-24	25-64	65-UP	T&R	TRNS	HOSP
1408	POWER TILLERS OR CULTIVATORS	34	1.00	1	0.0	0.0	0.0	100.0	0.0	100.0	0.0	0.0
1513	PLAYPENS	34	1.00	1	0.0	100.0	0.0	0.0	0.0	100.0	0.0	0.0
1517	BABY RATTLES	34	1.00	1	100.0	0.0	0.0	0.0	0.0	100.0	0.0	0.0
1662	HAIR GROOMING EQUIPMENT OR ACCESSORIES,	34	1.00	1	0.0	0.0	0.0	100.0	0.0	100.0	0.0	0.0
1730	WOODEN MATCHES	34	1.00	1	0.0	0.0	100.0	0.0	0.0	100.0	0.0	0.0
1826	STORM WINDOWS	34	1.00	1	0.0	0.0	0.0	100.0	0.0	100.0	0.0	0.0
1827	SCREEN DOORS	34	1.00	1	100.0	0.0	0.0	0.0	0.0	100.0	0.0	0.0
1841	MOBILE/MANUFACTURED HOMES	34	1.00	1	0.0	0.0	0.0	100.0	0.0	0.0	0.0	100.0
3217	SKATING (ACTIVITY, APPAREL OR EQUIPMENT)	34	1.00	1	100.0	0.0	0.0	0.0	0.0	100.0	0.0	0.0
3279	FLOTATION TOYS (EXCL. OFFICIAL LIFE SAVI	34	1.00	1	0.0	100.0	0.0	0.0	0.0	100.0	0.0	0.0
4016	BEACH CHAIRS OR FOLDING CHAIRS	34	1.00	1	100.0	0.0	0.0	0.0	0.0	100.0	0.0	0.0
5010	CRAYONS OR CHALK	34	1.00	1	100.0	0.0	0.0	0.0	0.0	100.0	0.0	0.0
0370	HEATERS OR HEATING SYSTEMS, NOT SPECIFIC	34	0.68	2	0.0	0.0	0.0	100.0	0.0	100.0	0.0	0.0
0379	RADIATORS (EXCLUDING VEHICLE RADIATORS)	34	1.00	2	0.0	100.0	0.0	0.0	0.0	100.0	0.0	0.0
0420	MANUAL SCISSORS	34	0.68	2	50.0	50.0	0.0	0.0	0.0	100.0	0.0	0.0
0701	FIRE EXTINGUISHERS	34	0.68	2	0.0	0.0	0.0	100.0	0.0	100.0	0.0	0.0
1679	GROCERY OR SHOPPING CARTS	34	0.68	2	100.0	0.0	0.0	0.0	0.0	100.0	0.0	0.0
1726	LOCKERS	34	0.68	2	0.0	0.0	50.0	50.0	0.0	100.0	0.0	0.0
1883	GLASS DOORS, NOT SPECIFIED	34	0.68	2	50.0	0.0	0.0	50.0	0.0	100.0	0.0	0.0
5006	OTHER TOY GUNS	34	0.68	2	0.0	100.0	0.0	0.0	0.0	100.0	0.0	0.0
5011	BOOK BAGS OR BACK CARRIERS (EXCL. BABY C	34	1.00	2	0.0	100.0	0.0	0.0	0.0	100.0	0.0	0.0
1123	PLASTIC CONTAINERS (RIGID OR SEMI-RIGID)	22	1.00	1	0.0	0.0	0.0	100.0	0.0	100.0	0.0	0.0
1213	GOLF CARTS	22	1.00	1	0.0	0.0	100.0	0.0	0.0	100.0	0.0	0.0
1239	HORSEBACK RIDING (ACTIVITY, APPAREL, EQ)	22	1.00	1	0.0	0.0	0.0	100.0	0.0	100.0	0.0	0.0
0262	GAS OVENS	19	1.00	1	0.0	0.0	0.0	100.0	0.0	100.0	0.0	0.0
0461	NONMETAL COOKWARE (NONELECTRIC)	19	1.00	1	0.0	0.0	0.0	100.0	0.0	100.0	0.0	0.0
0547	SOUND RECORDING OR RECEIVING EQUIPMENT,	19	1.00	1	0.0	0.0	0.0	100.0	0.0	100.0	0.0	0.0
0652	PICTURES, PICTURE FRAMES OR WALL DECORAT	19	1.00	1	0.0	100.0	0.0	0.0	0.0	100.0	0.0	0.0
1128	PAPER BAGS	19	1.00	1	0.0	0.0	0.0	100.0	0.0	100.0	0.0	0.0
1452	OUTDOOR ELECTRIC LIGHTING EQUIPMENT	19	1.00	1	0.0	100.0	0.0	0.0	0.0	100.0	0.0	0.0
1459	SNOW THROWERS OR BLOWERS, NOT SPECIFIED	19	1.00	1	0.0	0.0	0.0	100.0	0.0	100.0	0.0	0.0
1519	CAR SEATS (FOR INFANTS OR CHILDREN)	19	1.00	1	0.0	0.0	0.0	100.0	0.0	100.0	0.0	0.0
3250	PORTABLE FOOD OR BEVERAGE COOLERS	19	1.00	1	0.0	0.0	0.0	100.0	0.0	100.0	0.0	100.0
5032	ROLLER HOCKEY (ACTIVITY, APPAREL, EQUIP.	19	1.00	1	0.0	0.0	100.0	0.0	0.0	100.0	0.0	0.0
0127	CLOTHES DRYERS, NOT SPECIFIED	17	1.00	1	100.0	0.0	0.0	0.0	0.0	100.0	0.0	0.0
0312	ELECTRIC BASEBOARD HEATERS	17	1.00	1	0.0	0.0	0.0	100.0	0.0	100.0	0.0	0.0
0378	CHIMNEYS, NOT SPECIFIED	17	1.00	1	0.0	0.0	0.0	100.0	0.0	100.0	0.0	0.0
0428	KITCHEN GADGETS, NOT ELSEWHERE CLASSIFIE	17	1.00	1	0.0	100.0	0.0	0.0	0.0	100.0	0.0	0.0
0613	ROOM-SIZED, WALL-TO-WALL OR OUTDOOR CARP	17	1.00	1	0.0	0.0	100.0	0.0	0.0	100.0	0.0	0.0
0618	STEPLADDERS	17	1.00	1	0.0	0.0	0.0	100.0	0.0	100.0	0.0	0.0
0628	ELECTRIC CHANDELIERS OR OTHER ATTACHED L	17	1.00	1	0.0	100.0	0.0	0.0	0.0	100.0	0.0	0.0
0661	BUNK BEDS	17	1.00	1	100.0	0.0	0.0	0.0	0.0	100.0	0.0	0.0



PRODUCT SUMMARY REPORT SOURCE: NATIONAL ELECTRONIC INJURY SURVEILLANCE SYSTEM  
 U.S. CONSUMER PRODUCT SAFETY COMMISSION  
 EYE INJURIES - MALES - CY 1996

PRODUCT CODE	DESCRIPTION	NATIONAL ESTIMATE	CV	SAMPLE COUNT	AGE PERCENTS				DISP PERCENTS			
					0-4	5-14	15-24	25-64	65-UP	T&R	TRNS	HOSP
0836	KNIVES WITH REPLACEABLE BLADES	17	1.00	1	0.0	0.0	0.0	100.0	0.0	100.0	0.0	0.0
0844	POWER HACK SAWS	17	1.00	1	0.0	0.0	0.0	100.0	0.0	100.0	0.0	0.0
0926	PHOTOGRAPHIC CHEMICALS	17	1.00	1	0.0	0.0	0.0	100.0	0.0	100.0	0.0	0.0
0965	FUEL OILS, NOT SPECIFIED	17	1.00	1	0.0	0.0	0.0	100.0	0.0	100.0	0.0	0.0
0980	FUEL STORAGE TANKS	17	1.00	1	0.0	0.0	0.0	100.0	0.0	100.0	0.0	0.0
1206	BOWLING (ACTIVITY, APPAREL OR EQUIPMENT)	17	1.00	1	0.0	100.0	0.0	0.0	0.0	100.0	0.0	0.0
1309	KITES OR KITE STRING	17	1.00	1	0.0	100.0	0.0	0.0	0.0	100.0	0.0	0.0
1333	SKATEBOARDS	17	1.00	1	0.0	0.0	100.0	0.0	0.0	100.0	0.0	0.0
1402	HAND LAWN MOWERS	17	1.00	1	0.0	0.0	0.0	100.0	0.0	100.0	0.0	0.0
1425	WHEELBARROWS OR LAWN CARTS	17	1.00	1	0.0	0.0	0.0	100.0	0.0	100.0	0.0	0.0
1710	FIRST AID EQUIPMENT	17	1.00	1	0.0	0.0	0.0	100.0	0.0	100.0	0.0	0.0
1733	VENDING MACHINES	17	1.00	1	0.0	0.0	0.0	100.0	0.0	100.0	0.0	0.0
1738	PUBLIC EQUIPMENT, NOT ELSEWHERE CLASSIFI	17	1.00	1	0.0	0.0	0.0	100.0	0.0	100.0	0.0	0.0
1814	ELEVATORS OR OTHER LIFTS	17	1.00	1	100.0	0.0	0.0	0.0	0.0	100.0	0.0	0.0
1875	OTHER WINDOWS OR WINDOW GLASS	17	1.00	1	100.0	0.0	0.0	0.0	0.0	100.0	0.0	0.0
1878	DOOR SILLS OR FRAMES	17	1.00	1	0.0	0.0	0.0	100.0	0.0	100.0	0.0	0.0
3248	GAS OR LP GRILLS OR STOVES	17	1.00	1	0.0	0.0	0.0	100.0	0.0	100.0	0.0	0.0
3278	DANCING (ACTIVITY, APPAREL OR EQUIPMENT)	17	1.00	1	0.0	0.0	0.0	100.0	0.0	100.0	0.0	0.0
4005	FILTERS	17	1.00	1	0.0	0.0	0.0	100.0	0.0	100.0	0.0	0.0
4010	MATTRESSES, NOT SPECIFIED	17	1.00	1	0.0	0.0	0.0	100.0	0.0	100.0	0.0	0.0
4065	CLOCKS, ELECTRIC OR BATTERY OPERATED	17	1.00	1	0.0	0.0	0.0	100.0	0.0	100.0	0.0	0.0
5001	OTHER TOY WEAPONS (PROJECTILE)	17	1.00	1	0.0	100.0	0.0	0.0	0.0	100.0	0.0	0.0