

# The Aerodynamic, Dual- Wavelength Optical Spectrometer

James C. Wilson  
Mechanical and Materials Engineering  
University of Denver

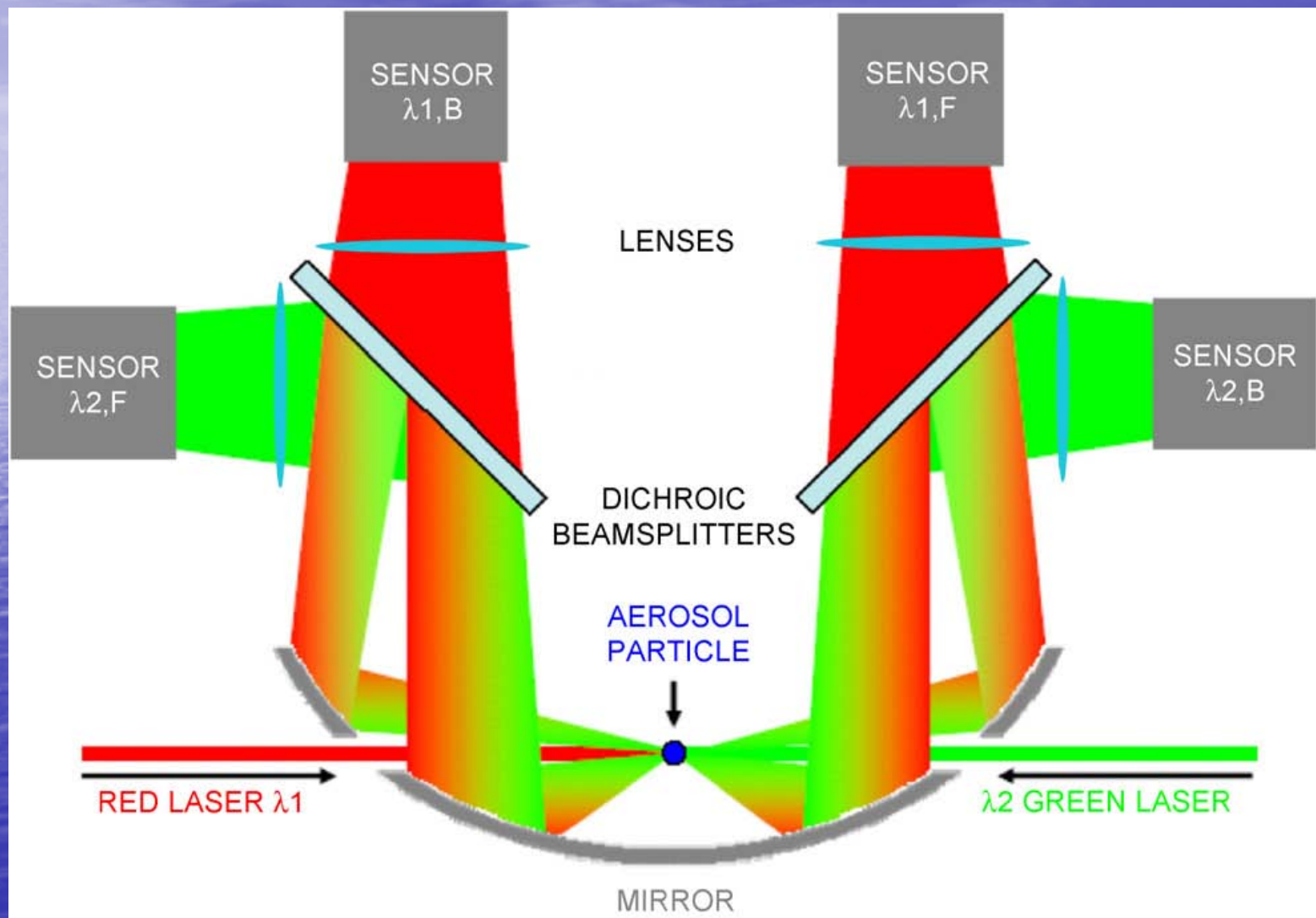
With the Agreement of:  
W. W. Szymanski  
Department of Experimental Physics  
University of Vienna

A. Czitrovsky  
*Institute for Solid State Physics and Optics*  
*Budapest, Hungary*

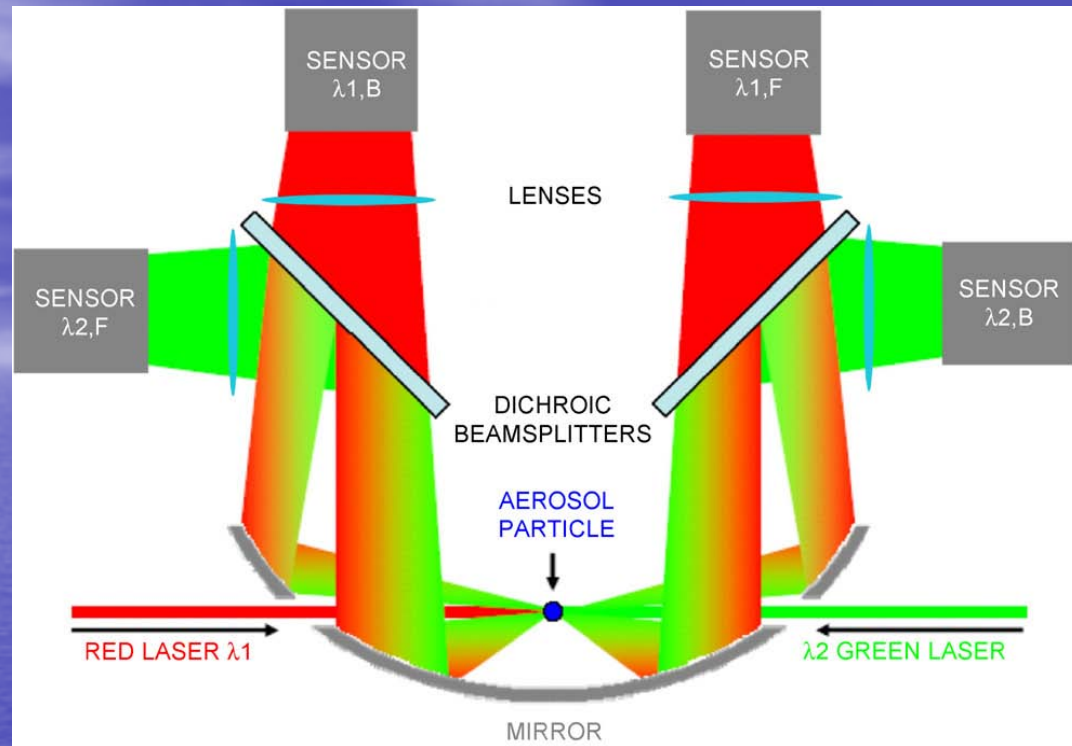
# Determination of Real and Imaginary Refractive Indices, Diameter and Density with a Compact Instrument (A-DWOPS)

- DWOPS: Two Wavelengths, Two Angles.
  - A. Nagy, W.W. Szymanski, P. Gál, A. Golczewski, A. Czitrovsky, "Numerical and experimental study of the performance of the dual wavelength optical particle spectrometer" (DWOPS) *J. Aerosol Sci.*, 38 (2007), 467.
- Aerodynamic Particle Sizing
  - Wilson J.C., Liu B.Y.H., "Aerodynamic Particle Size Measurement by Laser-Doppler Velocimetry", *J. Aerosol Sci.* 11:139-150, 1980.

# DWOPS



# DWOPS



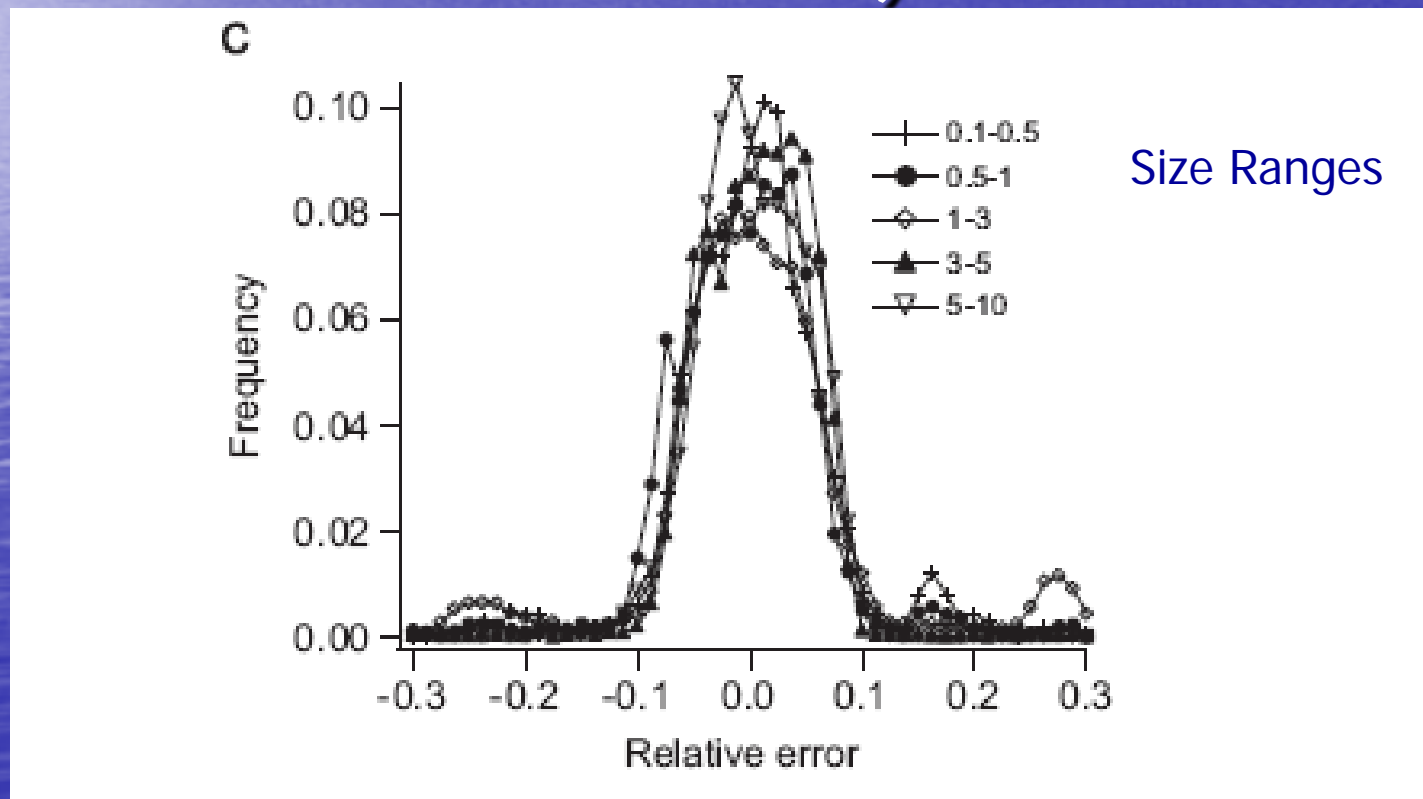
- Angles:  $10^\circ$ - $30^\circ$  and  $150^\circ$ - $170^\circ$  for each beam
- Wavelengths: 685 and 532 nm
- 4 Signals for each particle
- Size:
  - 1. Opto - mechanical assembly: (45x45x15) cm
  - 2. Electronics: (45x25x10) cm
- Total instrument weight:  $\sim 15$  kg.

# Response of the DWOPS for Spherical, Homogeneous Particles

- Numerical Prediction of Performance
  - $0.1 \mu\text{m} < D_p < 10 \mu\text{m}$ 
    - 36 logarithmic intervals
  - Real Refractive Index: 1.1 to 2
    - 19 linear intervals
  - Imaginary Refractive Index: 0 to 1
    - 21 linear intervals
- Using the 4 measured signals and a numerical search, find the numerical particle that produces 4 values that are closest to the measured particle's values.
- Upon a match, announce the physical diameter, real and imaginary refractory index.

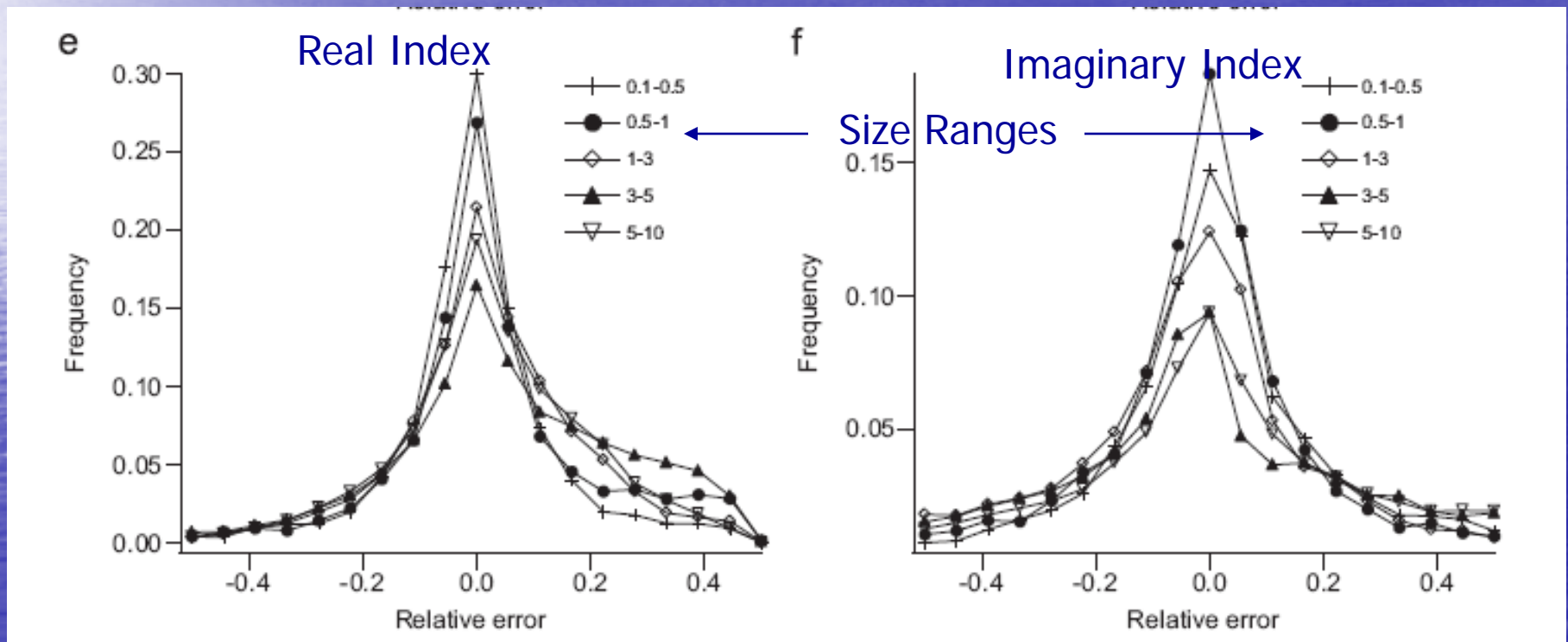
# Results of Numerical Experiments

- Signals plus noise and retrieval of Diameter (most particles sized to better than 10% for most sizes):



# Results of Numerical Experiments

- Signals plus noise and retrieval of Indices of Refraction (10,000 particles):



# DWOPS Numerical Experiment Results

- Retrieved particle sizes are typically within 10% of the challenge value
- Retrieved Indices are typically within 20% of the challenge value



# Lab Measurements

Material	DMA Dia.	DWOPS Dp	DWOPS Real	DWOPS Imag
DHES 1.45+0.0i	0.589	0.588 ± 0.01	1.55 ± 0.20	0.04 ± 0.04
DHES 1.45+0.0i	0.846	0.834 ± 0.03	1.46 ± 0.02	0 ± 0.04
PSL 1.59+0.0i	1.00	0.949 ± 0.01	1.60 ± 0.02	0 ± 0.04
Ink (SM745) 1.70+0.32i	0.845	0.811 ± 0.08	1.61 ± 0.20	0.32 ± 0.2

# Velocimetric Determination of Aerodynamic Diameter: Schematic From Wilson and Liu (1980)

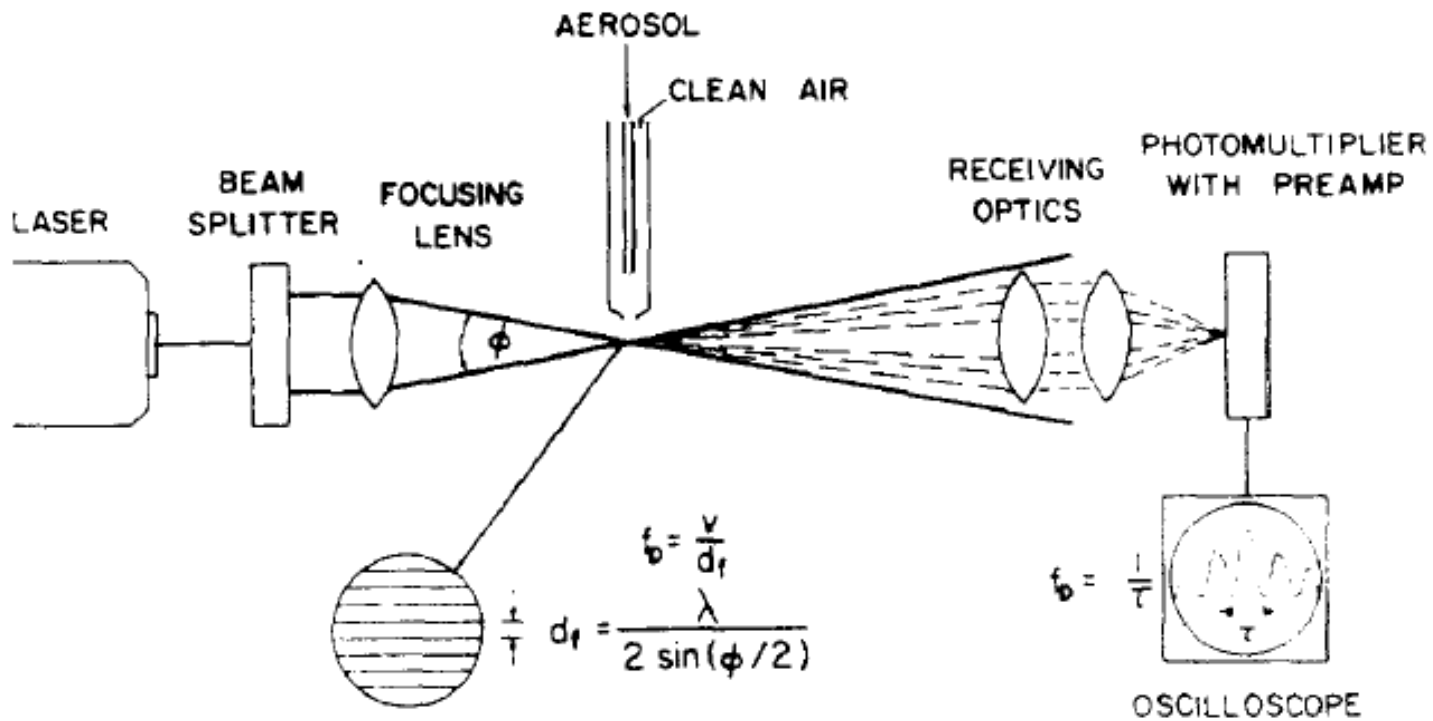
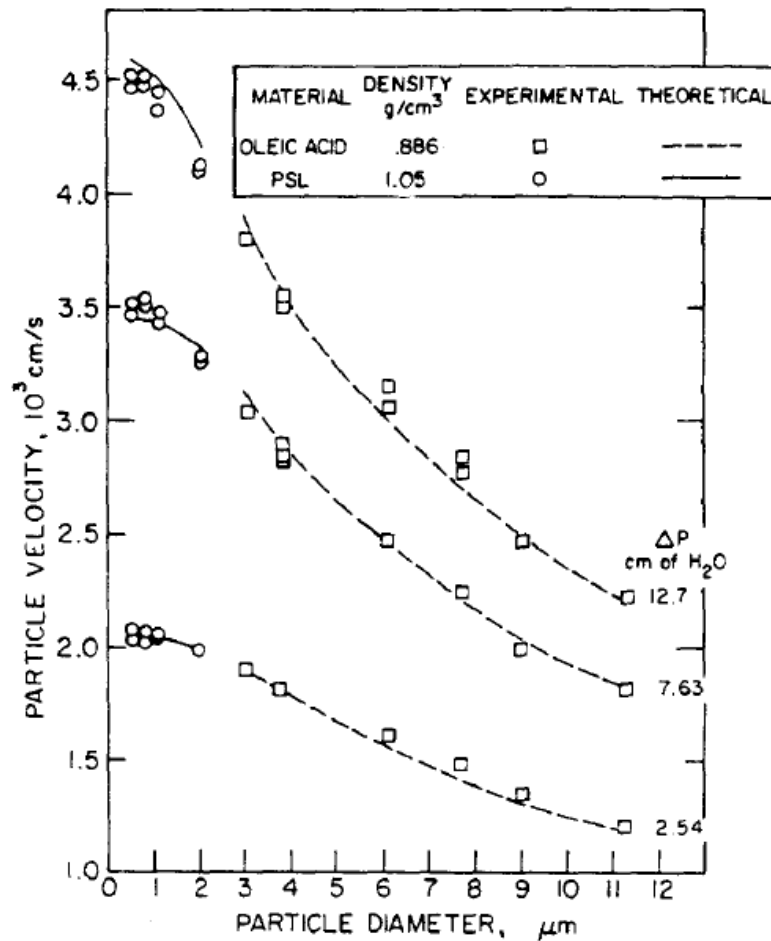
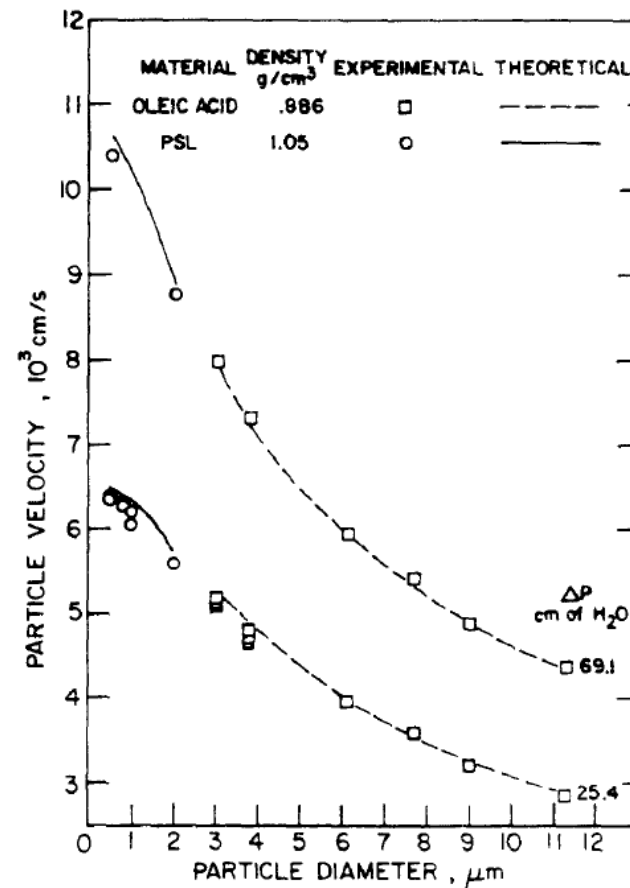


Fig. 2. Schematic of the LDV system.

# Experimental and Theoretical Test

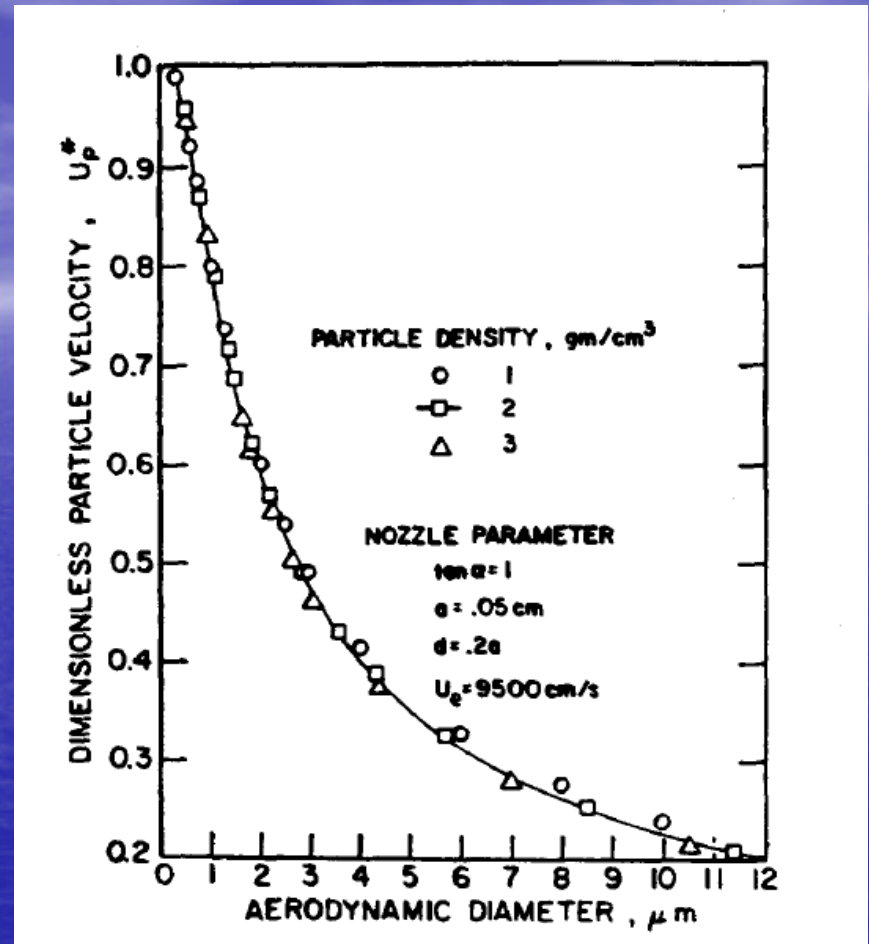


J. C. WILSON and B. Y. H. LIU



# Effect of Density and Increasing Velocity

- Reducing pressure will permit measuring submicron particles accurately
  - 50 mb, 1 mm nozzle, 4 scc/s
  - Reduces molecular (Rayleigh) scattering



# Particle Density

- Physical Size from the DWOPS
- Aerodynamic Diameter from the Velocimetric Measurement
- Calculate particle density

# Atmospheric Particles

Aerosol Type	Density, g/cm <sup>3</sup>	Real Refractive Index	Imaginary Refractive Index
Organic Carbon	1.4	1.46	0.0
Elemental Carbon	1.9	1.93	0.66
Sulfate	1.77 – 1.84	1.47 – 1.54	0.0

Dick, W. D., Ziemann, P. J., & McMurry, P. H. (2007). Multiangle light-scattering measurements of refractive index of submicron atmospheric particles. *Aerosol Science and Technology*, 41, 549-569 (2007)..

# Atmospheric Particles

- Experiments show that coated particles with irregular cores scatter similarly to spherically symmetrically coated particles. Need to look at the DWOPS to coated particles
- Irregular particles constitute about 20% of the atmospheric aerosol and will be characterized in some way or another with the A-DWOPS.
  - TBD. How many angles do you need to usefully characterize the phase function?
  - I want to compare it with the Cavity Ring Down etc.