



United States
Department of
Agriculture

Marketing and
Regulatory
Programs

Animal and
Plant Health
Inspection
Service

Plant Protection and
Quarantine

CITES I-II-III Timber Species Manual



The U.S. Department of Agriculture (USDA) prohibits discrimination in all its programs and activities on the basis of race, color, national origin, age, disability, and where applicable, sex, marital status, familial status, parental status, religion, sexual orientation, genetic information, political beliefs, reprisal, or because all or part of an individual's income is derived from any public assistance program. (Not all prohibited bases apply to all programs.) Persons with disabilities who require alternative means for communication of program information (Braille, large print, audiotape, etc.) should contact USDA's TARGET Center at (202) 720-2600 (voice and TDD). To file a complaint of discrimination, write to USDA, Director, Office of Civil Rights, 1400 Independence Avenue, S.W., Washington, D.C. 20250-9410, or call (800) 795-3272 (voice) or (202) 720-6382 (TDD). USDA is an equal opportunity provider and employer.

Mention of companies or commercial products does not imply recommendation or endorsement by the U.S. Department of Agriculture over others not mentioned. USDA neither guarantees nor warrants the standard of any product mentioned. Product names are mentioned solely to report factually on available data and to provide specific information.

This publication reports research involving pesticides. All uses of pesticides must be registered by appropriate State and/or Federal agencies before they can be recommended.

CAUTION: Pesticides can be injurious to humans, domestic animals, desirable plants, fish, or other wildlife—if they are not handled or applied properly. Use all pesticides selectively and carefully. Follow recommended practices for the disposal of surplus pesticides and pesticide containers.

Contents

List of Figures	v
List of Tables	<i>xi</i>
Introduction	1-1
Importation of CITES Protected Timber Species	2-1
Procedures	2-1
Re-exportation of CITES Protected Timber Species	3-1
Procedures	3-1
Violations, Seizures, and Forfeitures	4-1
Procedures	4-1
Appendix A	A-1
Forms and Permits	A-1
Appendix B	B-1
Resolutions of CITES Conference of the Parties	B-1
Appendix C	C-1
Conversion Formulas	C-1
Appendix D	D-1
CITES Documents	D-1
Appendix E	E-1
Harmonized System of the World Customs Organization	E-1
Appendix F	F-1
Commodity Recognition and Wood Identification	F-1
Appendix G	G-1
Maintenance of the Manual	G-1
Glossary	<i>Glossary-i</i>
Index	<i>Index-i</i>

List of Figures

- FIGURE 2-1** Summary of Procedures for Handling the Importation of CITES Appendix I, Appendix II, and Appendix III Protected Timber Species 2-3
- FIGURE 2-2** List of PPQ CITES Wood Specialists 2-7
- FIGURE 2-3** List of Common Names for CITES Appendix I, Appendix II, and Appendix III Timber Species 2-8
- FIGURE 2-4** List of Commodities and Corresponding Units of Measure 2-54
- FIGURE 3-1** Summary of Procedures for Handling the Re-exportation of CITES Appendix I, Appendix II, and Appendix III Regulated Timber Species 3-4
- FIGURE 3-2** List of PPQ CITES Wood Specialists 3-8
- FIGURE 3-3** List of Common Names for CITES Appendix I, Appendix II, and Appendix III Timber Species 3-9
- FIGURE A-1** Example of Request for Services to Transport, Store, and/or Dispose of Seized or Forfeited Shipments A-4
- FIGURE A-2** Reference for CITES Violations Citation of Regulations on Applicable PPQ Forms 518, 623, 624, 624A, and 627 A-7
- FIGURE A-3** Example of PPQ Form 518, Report of Violation A-8
- FIGURE A-4** Example of PPQ Form 621, Application for Protected Plant Permit to Engage in the Business of Importing, Exporting, or Re-exporting Terrestrial Plants A-13
- FIGURE A-5** Example of PPQ Form 622, General Permit (expired) A-15
- FIGURE A-6** Example of PPQ Form 622, Protected Plant Permit (blank) A-17
- FIGURE A-7** Example of PPQ Form 623, Waiver of Forfeiture Procedures by Owner of Seized Property A-19
- FIGURE A-8** Example of PPQ Form 624, Notice for Seizure and Proposed Forfeiture of Property Valued at \$10,000 or Less (Part 1; Parts 2 through 4 are duplicates) A-22
- FIGURE A-9** Example of PPQ Form 624, Notice for Seizure and Proposed Forfeiture of Property (Part 5-PPQ/CBP Port Worksheet) A-26
- FIGURE A-10** Example of PPQ Form 624A, Notice for Seizure of Property Valued Greater Than \$10,000 (Part 1; Parts 2 through 4 are duplicates) A-30

FIGURE A-11	Example of PPQ Form 624A, Notice for Seizure of Property Valued Greater Than \$10,000 (Part 5-PPQ/CBP Port Worksheet) A-34
FIGURE A-12	Example of PPQ Form 625, Claim and Bond A-37
FIGURE A-13	Example of PPQ Form 626, Petition for Remission or Mitigation of Forfeiture A-39
FIGURE A-14	Example of PPQ Form 627, Declaration of Forfeiture (for forfeitures valued at \$10,000 or less) A-42
FIGURE B-1	Excerpt from CITES Conference Resolution 10.13, Implementation of the Convention for Timber Species B-2
FIGURE B-2	Addendum to Conference Resolution Document 10.13 B-3
FIGURE B-3	Excerpt from CITES Conference Resolution 12.3, Permits and Certificates (page 1 of 11) B-5
FIGURE B-4	Excerpt from CITES Conference Resolution 12.3, Permits and Certificates (page 2 of 11) B-6
FIGURE B-5	Excerpt from CITES Conference Resolution 12.3, Permits and Certificates (page 3 of 11) B-7
FIGURE B-6	Excerpt from CITES Conference Resolution 12.3, Permits and Certificates (page 4 of 11) B-8
FIGURE B-7	Excerpt from CITES Conference Resolution 12.3, Permits and Certificates (page 5 of 11) B-9
FIGURE B-8	Excerpt from CITES Conference Resolution 12.3, Permits and Certificates (page 6 of 11) B-10
FIGURE B-9	Excerpt from CITES Conference Resolution 12.3, Permits and Certificates (page 7 of 11) B-11
FIGURE B-10	Excerpt from CITES Conference Resolution 12.3, Permits and Certificates (page 8 of 11) B-12
FIGURE B-11	Excerpt from CITES Conference Resolution 12.3, Permits and Certificates (page 9 of 11) B-13
FIGURE B-12	Excerpt from CITES Conference Resolution 12.3, Permits and Certificates (page 10 of 11) B-14
FIGURE B-13	Excerpt from CITES Conference Resolution 12.3, Permits and Certificates (page 11 of 11) B-15
FIGURE B-14	Annex 1, Information That Should Be Included in CITES Permits and Certifications B-16
FIGURE B-15	Annex 2, Standard CITES Form (front) B-17
FIGURE B-16	Annex 2, Standard CITES Form (back) B-18
FIGURE C-1	Formula to Convert Board Feet of Lumber to Cubic Meters C-1
FIGURE C-2	Formula to Convert Cubic Feet of Lumber to Cubic Meters C-2

FIGURE C-3	Formula to Convert Square Feet of Veneer to Square Meters C-2
FIGURE C-4	Formula to Convert Square Meters of Veneer to Cubic Meters C-3
FIGURE C-5	Formula to Convert Cubic Feet of Veneer to Cubic Meters C-3
FIGURE C-6	Formula to Convert Volume of a Cylinder in Inches to Cubic Meters C-4
FIGURE D-1	Example of FWS CITES Other Certificate (Pre-Convention) (printed on security paper) D-3
FIGURE D-2	Example of FWS Re-export Certificate Cover Letter to Permittee D-4
FIGURE D-3	Example of USFWS Form 3-201A, CITES Re-export Certificate (with Special Conditions) D-5
FIGURE D-4	Example of FWS CITES Special Permit Condition D-6
FIGURE D-5	Information That Should be Included in CITES Permits and Certificates (Annex 1 to Conference Resolution 12.3) D-7
FIGURE D-6	Example of Standard CITES Form (front) (Annex 2, Conference Resolution 12.3) D-8
FIGURE D-7	Example of Standard CITES Form (back) Annex 2 (to Conference Resolution 12.3) D-9
FIGURE D-8	Example of Argentina CITES Permit for Export/ Re-export D-10
FIGURE D-9	Example of Barbados CITES Permit/Certificate for Export/ Re-export/Import/Other D-11
FIGURE D-10	Example of Belize CITES Permit/Certificate for Export/ Re-export/Import/Other D-12
FIGURE D-11	Example of Bolivia CITES Permit for Export/ Re-export D-13
FIGURE D-12	Example of Brazil CITES Permit for Import/Export/ Re-export/Other D-14
FIGURE D-13	Example of Cameroun CITES Permit/Certificate for Export/ Re-export/Import D-15
FIGURE D-14	Example of Canada Export Permit D-16
FIGURE D-15	Example of Central Africa (CentraAfricaine) Permit for CITES Export/Re-export/Import D-17
FIGURE D-16	Example of Chile CITES Permit for Export/Re-export/ Import D-18
FIGURE D-17	Example of China CITES Permit for Export/Re-export/ Import/Other D-19
FIGURE D-18	Example of Colombia CITES Permit/Certificate for Export/ Re-export/Import/Other D-20
FIGURE D-19	Example of Congo CITES Permit for Export/Import D-21

FIGURE D-20	Example of Congo Republic CITES Permit/Certificate for Export/Re-export/Import/Other <i>D-22</i>
FIGURE D-21	Example of Costa Rica CITES Permit for Export/Re-export <i>D-23</i>
FIGURE D-22	Example of Cote d'Ivoire CITES Permit/Certificate for Export/Re-export/Import/Other (blank) <i>D-24</i>
FIGURE D-23	Example of Cuba CITES Permit for Export/Re-export/Import (blank) <i>D-25</i>
FIGURE D-24	Example of Ecuador CITES Permit for Export/Re-export/Import <i>D-26</i>
FIGURE D-25	Example of El Salvador CITES Permit for Export/Re-export/Import <i>D-27</i>
FIGURE D-26	Example of European Community CITES Export Permit <i>D-28</i>
FIGURE D-27	Example of European Community France CITES Permit/Certificate for Import/Export/Re-export <i>D-29</i>
FIGURE D-28	Example of Germany European Community CITES Permit/Certificate for Import/Export/Re-export <i>D-30</i>
FIGURE D-29	Example of Ghana CITES Permit/Certificate for Export/Re-export/Import/Other <i>D-31</i>
FIGURE D-30	Example of Guatemala CITES Permit for Export/Re-export/Import <i>D-32</i>
FIGURE D-31	Example of Guyana CITES Permit for Export/Re-export/Import/Other <i>D-33</i>
FIGURE D-32	Example of Honduras CITES Permit for Export/Re-export/Import/Other <i>D-34</i>
FIGURE D-33	Example of Indonesia CITES Permit for Export/Import/Re-export/Other <i>D-35</i>
FIGURE D-34	Example of Italy CITES Permit/Certificate for Import/Export/Re-export <i>D-36</i>
FIGURE D-35	Example of Japan CITES Export Permit <i>D-37</i>
FIGURE D-36	Example of Malaysia CITES Permit/Certificate for Export/Re-export/Import/Other (Malaysian Timber Industry) <i>D-38</i>
FIGURE D-37	Example of Malaysia CITES Permit/Certificate for Export/Re-export/Import/Other (Forestry Department) <i>D-39</i>
FIGURE D-38	Example of Mexico CITES Permit for Export/Re-export/Import/Other <i>D-40</i>
FIGURE D-39	Example of Nepal CITES Permit/Certificate for Export/Re-export/Other <i>D-41</i>
FIGURE D-40	Example of Nicaragua CITES Permit for Export/Re-export/Import <i>D-42</i>
FIGURE D-41	Example of Panama CITES Permit for Export/Re-export/Import <i>D-43</i>

-
- FIGURE D-42** Example of Paraguay CITES Permit for Export/Re-export/Import D-44
- FIGURE D-43** Example of Peru CITES Permit for Export/Re-export/Import/Other D-45
- FIGURE D-44** Example of United States CITES Permit/Certificate for Export/Re-export/Other (printed on security paper) D-46
- FIGURE D-45** Example of United States CITES Permit/Certificate for Export/Re-export/Other D-47
- FIGURE D-46** Example of Venezuela CITES Permit for Export/Re-export D-48
- FIGURE F-1** Example of *Abies guatemalensis* (Guatemalan fir) Wood Cross Section F-3
- FIGURE F-2** Example of *Araucaria araucana* (Monkey puzzle tree) Wood Cross Section F-4
- FIGURE F-3** Example of *Dalbergia nigra* (Brazilian rosewood) Wood Cross Section F-5
- FIGURE F-4** *Dalbergia nigra* (Brazilian rosewood) Rough Sawn Lumber F-6
- FIGURE F-5** *Dalbergia nigra* (Brazilian rosewood) Rough Sawn Lumber F-6
- FIGURE F-6** Example of *Fitzroya cupressoids* (Alerce) Wood Cross Section F-7
- FIGURE F-7** Example of *Podocarpus parlatorei* (Parlatore's podocarp) Wood Cross Section F-9
- FIGURE F-8** Example of *Caryocar costaricense* (Ajillo) Wood Cross Section F-11
- FIGURE F-9** Example of *Gonystylus* spp. (Ramin) Wood Cross Section F-12
- FIGURE F-10** Example of *Guaiaecum officinale* (Commoner lignum vitae) Wood Cross Section F-13
- FIGURE F-11** Example of *Guaiaecum sanctum* (Holy lignum vitae) Wood Cross Section F-14
- FIGURE F-12** Example of *Oreomunnea pterocarpa* (Gavilan [Walnut]) Wood Cross Section F-15
- FIGURE F-13** Example of *Pericopsis eleta* (Afromosia) Wood Cross Section F-16
- FIGURE F-14** Example of *Platymiscium pleiostachym* (Cristobal, Granadillo) Wood Cross Section F-17
- FIGURE F-15** Example of *Pterocarpus santalinus* (Red sandalwood, Redsanders) Wood Cross Section F-18
- FIGURE F-16** Example of *Swietenia humilis* (Mexican mahogany) Wood Cross Section F-19

- FIGURE F-17** Example of *Swietenia macrophylla* (Bigleaf mahogany)
Wood Cross Section F-20
- FIGURE F-18** *Swietenia macrophylla* (bigleaf mahogany) Lumber F-21
- FIGURE F-19** *Swietenia macrophylla* (bigleaf mahogany) Lumber F-21
- FIGURE F-20** *Swietenia macrophylla* (bigleaf mahogany) Lumber F-22
- FIGURE F-21** *Swietenia macrophylla* (bigleaf mahogany) Lumber F-22
- FIGURE F-22** Example of *Swietenia mahogani* (Caribbean mahogany)
Wood Cross Section F-23
- FIGURE F-23** Example of *Cedrela odorata* (Spanish cedar) Wood Cross
Section F-25
- FIGURE F-24** Example of *Magnolia liliifera* var. *obovata* (Ramin) Wood
Cross Section F-29
- FIGURE F-25** Example of *Podocarpus neriifolius* (Podocarp) Wood Cross
Section F-30
- FIGURE G-1** Example of Manual Control Data G-2

List of Tables

TABLE 1-1	How to Report Problems or Suggestions, or Submit a Photograph for the Manual	1-5
TABLE 1-2	How to Use Decision Tables	1-7
TABLE 2-1	Determine if a Timber Species Is Regulated by CITES Appendix I, Appendix II, or Appendix III	2-10
TABLE 2-2	Determine Which Documents Are Needed for the Importation of CITES Appendix I Timber Species	2-19
TABLE 2-3	Determine Which Documents Are Needed for the Importation of CITES Appendix II Regulated Timber Species	2-23
TABLE 2-4	Determine Which Documents Are Needed for the Importation of CITES Appendix III Timber Species	2-31
TABLE 2-5	Instructions for CITES Document Verification and Validation	2-51
TABLE 2-6	Determine the Quantity of a Representative Unit for Inspection	2-55
TABLE 2-7	Determine Action Based on Inspection Results	2-56
TABLE 3-1	Determine if a Timber Species Is Regulated by CITES Appendix I, Appendix II, or Appendix III	3-11
TABLE 3-2	Determine Which Documents Are Needed for the Re-exportation of CITES Appendix I Timber Species	3-19
TABLE 3-3	Determine Which Documents Are Needed for the Re-exportation of CITES Appendix II Regulated Timber Species	3-24
TABLE 3-4	Determine Which Documents Are Needed for the Re-exportation of CITES Appendix III Regulated Timber Species	3-32
TABLE 3-5	Verify that the CITES Re-export Certificate Is Accurate and Complete	3-45
TABLE 3-6	Determine the Quantity of a Representative Unit for Inspection	3-47
TABLE 3-7	Determine the Action Based on the Inspection Results	3-48
TABLE 3-8	Instructions for Validation and Endorsement of CITES Re-export Certificate	3-49
TABLE 4-1	Confirm the Violation Warrants Seizure and Forfeiture	4-5
TABLE 4-2	Determine Forfeiture Procedures to Use for Seized Timber or Articles	4-7

List of Tables

TABLE A-1	Instructions for Completing Request for Services to Transport, Store, and/or Dispose of Seized or Forfeited Shipments	A-5
TABLE A-2	Instructions for Completing PPQ Form 518, Report of Violation	A-9
TABLE A-3	Distribution of PPQ Form 518 Case File	A-12
TABLE A-1	Instructions for Completing PPQ Form 623, Waiver of Forfeiture Procedures by Owner of Seized Property (for seizures valued at \$10,000 or less)	A-20
TABLE A-2	Instructions for Completing PPQ Form 624, Notice for Seizure and Proposed Forfeiture Valued at \$10,000 or Less	A-23
TABLE A-3	Instructions for Completing PPQ Form 624, Part 5-PPQ/CBP Port Worksheet	A-27
TABLE A-4	Instructions for Completing PPQ Form 624A, Notice for Seizure of Property Valued Greater Than \$10,000, Part 1 (Parts 2-4 are duplicates)	A-31
TABLE A-5	Instructions for Completing PPQ Form 624A, Part 5-PPQ/CBP Port Worksheet	A-35
TABLE A-6	Instructions for Completing PPQ Form 627, Declaration of Forfeiture	A-43

Acknowledgments

John Arcery, Writer, USDA-APHIS-PPQ, CITES Specialist and Botanist
Deborah Briggs, Writer/Editor, USDA-APHIS-PPQ Writer, Manuals

Cover photographs: ramin dowels courtesy of Atlas Dowel & Wood Products Company; bigleaf mahogany (*swietenia macrophylla*) lumber and Brazilian rosewood (*Dalbergia nigra*) lumber by Bud Petit de Manage, USDA-APHIS-PPQ; bigleaf mahogany timber by John Arcery; guitar of Brazilian rosewood courtesy of C.F. Martin & Company.

Wood identification cross-section photographs by Alex Wiedenhoef, USDA-Forest Service-Forest Products Laboratory, Center for Anatomy Research.

Parts of *Appendix F, Commodity Recognition and Wood Identification*, are from the *CITES Identification Guide—Tropical Woods*, published by authority of the Minister of Environment, Minister of Supply and Services, Canada, with the collaboration of the United States Department of Agriculture (USDA), Forest Service (FS), and Animal and Plant Health Inspection Service (APHIS).

1

CITES I-II-III Timber
Species Manual

Introduction

Contents

Purpose	page 1-1
Scope	page 1-2
What the Manual Covers	page 1-2
What the Manual Does Not Cover	page 1-3
Users	page 1-3
Related Documents	page 1-3
Application	page 1-4
How to Use This Manual	page 1-5
How to Report Problems or Suggestions for the Manual	page 1-5
Conventions	page 1-6

Purpose

The *CITES Appendixes I-II-III Timber Species Manual* provides the procedures for the enforcement of the Convention on International Trade in Endangered Species of Wild Flora and Fauna (CITES) Appendix I, Appendix II, and Appendix III timber species.

As defined by the Convention, the appendixes are as follows:

- ◆ Appendix I includes those timber species that are the **most** endangered among CITES-listed plants, and are threatened with extinction; CITES generally prohibits commercial international trade in specimens of these species
- ◆ Appendix II includes those timber species which are **not** necessarily threatened with extinction, but may become so unless trade in specimens of such species is subject to strict regulation in order to avoid utilization which is incompatible with the species' survival
- ◆ Appendix III includes those timber species that have been added at the request of a Party that already regulates trade in the species and that needs the cooperation of other countries to prevent unsustainable or illegal exploitation of the species

Scope

What the Manual Covers

The *CITES I-II-III Timber Species Manual* covers CITES Appendix I, Appendix II, and Appendix III timber species of the Convention on International Trade in Endangered Species of Wild Fauna and Flora.

The manual is divided into tabbed chapters:

- ◆ ***Introduction***
- ◆ ***Importation of CITES Protected Timber Species***
- ◆ ***Re-exportation of CITES Protected Timber Species***
- ◆ ***Violations, Seizures, and Forfeitures***

The ***Introduction*** provides basic information about the manual such as the purpose, scope, users, related documents, directions for using manual, and a description of conventions throughout the manual.

The ***Importation of CITES Protected Timber Species*** chapter provides the procedures for verifying and handling the importing of articles produced from timber species listed in CITES Appendix I, Appendix II, and Appendix III.

The ***Re-exportation of CITES Protected Timber Species*** chapter provides the procedures for verifying and handling the re-exporting of articles produced from timber species listed in CITES Appendix I, Appendix II, and Appendix III.

The ***Violations, Seizures, and Forfeitures*** chapter provides the procedures for documenting violations, and seizing and forfeiting of illegally-traded CITES regulated material.

The appendixes provide supplemental information to assist CBP Agriculture Specialists, PPQ Plant Health Safeguarding Specialists, and PPQ Export Certification Specialists who use the manual with carrying out specific duties.

The ***Glossary*** defines specialized words, abbreviations and acronyms, and other terms that are used in the identification of lumber which may be difficult or unfamiliar.

The ***Index*** contains topics and page numbers for quick reference.

What the Manual Does Not Cover

The *CITES I-II-III Timber Species Manual* **does not** cover the following:

- ◆ Information about medicinals and other derivatives that are intended for human consumption and derived from CITES Appendix I, Appendix II, or Appendix III timber species (see the "Miscellaneous and Processed Products" section of the *Non-Propagative Manual*)
- ◆ Information about woody species and species that simulate the growth habit of woody species (such as cycads and palms), that are used solely for medicinal or herbal medicines or used solely as horticultural specimens (see the "Miscellaneous and Processed Products" section of the *Non-Propagative Manual* or "Table 1: Regulated Propagative Material" of the *Port of Entry Manual* (M319.37))
- ◆ Port policies or port guidelines
- ◆ Wood identification detailed techniques (see the *CITES Identification Guide—Tropical Woods*)

Users

This manual is written for use by CBP Agriculture Specialists; PPQ Plant Health Safeguarding Specialists, Export Certification Specialists, and other personnel; State cooperators; and collaborators at airports and maritime locations. The experience levels of users will vary, but the CBP Agriculture Specialists, PPQ Plant Health Safeguarding Specialists, and PPQ Export Certification Specialists have, at minimum, a working knowledge of using PPQ manuals to make regulatory decisions.

Related Documents

Authority

The regulatory authority for taking the actions listed in this manual is contained in the following Acts:

- ◆ Civil Asset Forfeiture Reform Act of 2000
- ◆ Endangered Species Act of 1973 (ESA)¹
- ◆ Homeland Security Act of 2002²

¹ The Endangered Species Act of 1973 authorizes the USDA to enforce the Convention of International Trade in Endangered Species of Wild Fauna and Flora (CITES).

Authority for specific regulatory actions is contained in the Code of Federal Regulations (CFR) Titles 7 and 50. and the Homeland Security Act of 2002.

Title 7CFR contains the following parts:

- ◆ Part 355, for specifics on endangered species regulations concerning plants
- ◆ Part 356, for specifics on forfeiture procedures

Title 50CFR, Parts 1 to 199 contains the following parts for regulating endangered species:

- ◆ Part 17.12, Endangered and Threatened Plants
- ◆ Part 23, Endangered Species Convention
- ◆ Part 24, Importation and Exportation of Plants at Designated Ports

Homeland Security Act of 2002 contains the following section:

- ◆ Title 4, Section 421

Refer to the *Code of Federal Regulations* for the full text of the CFRs listed above. Refer to the full text of the CITES Convention and Decisions and Resolutions of the Conference of the Parties (all are used to make regulatory decisions), at <http://www.CITES.org>.

Application

This manual contains the policies and guidelines for the tasks associated with regulating CITES Appendix I, Appendix II, and Appendix III timber species. The manual informs CBP Agriculture Specialists, PPQ Plant Health Safeguarding Specialists, PPQ Export Certification Specialists, and their managers with instructions to perform various clearance tasks.

² The Homeland Security Act of 2002 authorizes the Department of Homeland Security to enforce Section II of the Endangered Species Act of 1973.

How to Use This Manual

Review the contents of this manual to get a feel for the scope of material covered. Glance through the section that you will be using, and familiarize yourself with the organization of the information. Use the table of contents which follows each tab to find the information you need. If the table of contents is **not** specific enough, then turn to the index to find the topic and corresponding page number.

EXAMPLE

To find information on the species identified as CITES Appendix I, Appendix II, and Appendix III timber species, see [Step 1: Confirm the Identity of the Timber or Articles](#) on page 2-4.

How to Report Problems or Suggestions for the Manual

Use [Table 1-1](#) to report problems, situations, disagreements, or improvements which directly affect the contents of this manual; or to submit a photograph of an article from a CITES timber species,

TABLE 1-1 How to Report Problems or Suggestions, or Submit a Photograph for the Manual

If you:	Then:
Are not able to access the on-line manual	CONTACT the PPQ Manuals Unit John Patterson E-mail: john.l.patterson@aphis.usda.gov Phone: 240-529-0351
Have a situation that requires an immediate response regarding a procedure or regulatory action	CONTACT your PPQ Botanist (CBP contact a PPQ Regional Botanist through proper channels)
Disagree with a policy, procedure, or regulatory action identified in the manual	
Have a suggestion for improving the formatting of the manual (design, layout, composition), grammar, composition, or spelling	CONTACT the PPQ Manuals Unit, Deborah Briggs E-mail: deborah.j.briggs@aphis.usda.gov Phone: 240-529-0357
Have taken a photograph of an article made from CITES I-II-III timber species that you would like to submit for inclusion in the manual	SEND to deborah.j.briggs@aphis.usda.gov, a digital image of the photograph; include a description of the article, the name of the wood, your name and work location, and a statement that you are submitting the photograph for inclusion in the <i>CITES I-II-III Timber Species Manual</i>

Conventions

The conventions³ used in this manual are established by custom and are widely recognized and accepted.

Advisories

Advisories are used throughout the manual to bring important information to your attention. Please carefully review each advisory. The definitions coincide with American National Standards Institute (ANSI), and are in the format shown below.




DANGEROUS indicates that people could **easily** be hurt or killed.



WARNING indicates that people could **possibly** be hurt or killed.



CAUTION indicates that people could possibly be endangered or slightly hurt.



NOTICE indicates a possibly dangerous situation where goods might be damaged.



IMPORTANT indicates helpful information.

Boldface

Boldfaced type is used to highlight negative or important words throughout this manual. These words are: **always, cannot, do not, does not, except, lacks, must, never, no, not, only, other than.**

Bullets

Bulleted lists indicate there is **no** specific order for the information listed.

³ In this context, conventions means the devices and techniques used in the manual and **not** the Convention of International Trade in International Trade of Wild Fauna and Flora (CITES).

Chapters

This manual contains the following chapters: *Introduction*, *Importation of CITES Protected Timber*, *Re-exportation of CITES Protected Timber*, and *Violations, Seizures, and Forfeitures of CITES Protected Timber*. The manual also contains appendices, a glossary, and an index.

Contents

Every chapter has a table of contents at the beginning that lists the heading titles within.

Control Data

Information placed at the top and bottom of each page helps users keep track of where they are in the manual and updates to the manual. At the top of each page is the chapter and first-level heading. At the bottom of each page is the month, year, manual transmittal number, manual title, page number, and unit responsible for content.

Decision Tables

Decision tables are used throughout the manual. The first and middle columns in each table represent conditions, and the last column represents the action to take after all conditions listed for that row are considered. **Begin with the column headings and move left-to-right**, and if the condition **does not** apply, then continue one row at a time until you find the condition that does apply.

TABLE 1-2 How to Use Decision Tables

If you:	And if the condition applies:	Then:
Read this column cell and row first	Continue in this cell	TAKE the action listed in this cell
Find the previous condition did not apply, then read this column cell	Continue in this cell	TAKE the action listed in this cell

Examples

Examples are used to clarify a point by applying a real-world situation.

EXAMPLE

Examples are graphically placed boxes within the text as a means of visual separation from other information on the page. Examples **always** appear in a box like this.

Footnotes

Footnotes comment on or cite a reference to text and are referenced by number. The footnotes used in this manual include general text footnotes, table footnotes, and figure footnotes.

General text footnotes are located at the bottom of the page and are consecutively numbered within each chapter.

When space on the page allows, table and figure footnotes are located at the bottom of the associated page. However, for multi-page tables or tables that cover the length of a page, footnote numbers and footnote text **cannot** be listed on the same page. To locate table footnote text, be sure to check the last page and the page following the end of the associated table.

Heading Levels

Within each chapter there are three heading levels. The first heading is indicated by a horizontal line, and the heading follows directly below and across both the left and right columns. The second heading is in the right-hand column. The third heading is in the left-hand margin.

Highlighting and Hypertext Links

Tables, figures, and headings that are cross-referenced in the body of the manual, are emphasized in boldface and highlighted. These appear in blue hypertext in the on-line manual.

EXAMPLE

See [Figure 2-1 on page 2-2-3](#).

Indentions

Entry requirements which are summarized from CFRs, permits, or policies are indented on the page.

Italicized Brackets

When completing or reviewing certain certificates and forms, information that is to be entered, listed, or filled in is italicized and enclosed in brackets.

Numbered Lists

Numbered lists are used to indicate the specific order in which the information listed is to be followed.

Numbering Scheme

A two-level numbering scheme is used in this manual for pages, tables, and figures. The first number represents the chapter. The second number represents the page, table, or figure. This numbering scheme allows for updating and adding and removing pages **without** having to reprint an entire chapter. Dashes are used in page numbering to differentiate page numbers from decimal points.

2

CITES I-II-III Timber
Species Manual

Importation of CITES Protected Timber Species

Procedures

Contents

Introduction	page 2-1
Preparation	page 2-2
Filing System	page 2-2
Procedures	page 2-3
Step 1: Confirm the Identity of the Timber or Articles	page 2-4
Appendix I Timber Species	page 2-4
Appendix II Timber Species	page 2-4
Appendix III Timber Species	page 2-5
CITES Listed Species Database	page 2-6
List of Common Names for CITES Appendix I, Appendix II, and Appendix III Timber Species	page 2-8
Step 2: Confirm the Article Being Imported Is Regulated	page 2-10
Step 3: Determine Your Authority	page 2-17
Step 4: Determine Which Documents Are Needed	page 2-18
Required Documents for Importation of Appendix I Timber Species	page 2-18
Required Documents for Importation of Appendix II Timber Species	page 2-22
Required Documents for Importation of Appendix III Timber Species	page 2-30
Step 5: Collect the Appropriate Documents Associated with the Shipment	page 2-49
Timber for Importation that Has Been Re-exported from Another Country	page 2-49
Step 6: Verify the CITES Document Is Authentic and Acceptable	page 2-50
Step 7: Ensure the Protected Plant Permit Has Not Expired	page 2-53
Application for a Protected Plant Permit	page 2-53
Step 8: Verify the Quantities Are Authorized	page 2-54
Step 9: Inspect the Shipment	page 2-55
Step 10: Validate the CITES Documents With Stamp and Endorsement	page 2-56
Step 11: Distribute the CITES Documents	page 2-57

Introduction

This chapter provides the guidelines for handling the importation of CITES Appendix I, Appendix II, and Appendix III protected timber species. These guidelines are to be used for the following:

- ◆ Confirming that the commodity is in a form which is regulated
- ◆ Determining which permits and/or certificates are required
- ◆ Verifying that the documents are valid

- ◆ Inspecting the commodity to verify that the quantity in the shipment matches the quantity listed on the CITES document
- ◆ Instructing the user on how to validate a CITES document
- ◆ Distributing and filing the paperwork



Use these guidelines in conjunction with 7CFR 319.40 (see the “Wood and Other Forest Products (Articles of the Timber and Lumber Industry)” section of the *Miscellaneous and Processed Products Manual* (available on-line at http://www.aphis.usda.gov/import_export/plants/manuals/ports/downloads/miscellaneous.pdf), and the Plant Protection Act. When applying these guidelines, first apply the regulations that prevent the entry of plant pests. In addition to *PPQ Form 622, Protected Plant Permit*, many wood and forest products also require *PPQ Form 597, Import Permit for Plants and Plant Products* (see also *PPQ Form 585, Application to Import Timber or Timber Products*).

Preparation

As with other port documents, copies of CITES documents **must** also be filed in an organized, consistent manner. The CITES files and copies maintained at your port are important in case the originals become lost or destroyed. An accessible filing system will also enable you to comply with requests for information made by other government and non-government agencies and the general public through the Freedom of Information Act (FOIA).

Filing System

If you already have a filing system for retaining CITES records in place at your port, then review these instructions to be sure your system is functional. If you **do not** have a filing system in place, then follow the instructions below.

To set up a filing system, do as follows:

1. Decide on the filing system that is most practical for your location. Select one of the following methods to keep the records complete and accessible:
 - ❖ File alphabetically by permittee’s name
 - ❖ File chronologically by month and year
2. Select the documents to be filed. At a minimum, you **must** file the following in the order listed below:
 - A. CITES document (**must** be a validated copy)
 - B. Customs entry
 - C. Dimensional specification sheets (if applicable)

- D. Invoice/packing list
- E. Lading bill or air waybill
- F. Phytosanitary Certificate (if required)

After filing the documents, you **must** maintain each file for a minimum of five years, counting from the date the importation occurred.

EXAMPLE

A file **must** be maintained until January 24, 2011 for an importation that occurred on January 24, 2006.

Procedures

The procedures for handling the importation of CITES Appendix I, Appendix II, and Appendix III protected timber species are summarized in **Figure 2-1**.

1. Confirm that the commodity is a CITES Appendix I, Appendix II, or Appendix III protected timber species.
2. Determine if the form of the commodity imported is protected by CITES.
3. Determine if you have the authority to validate the shipment.
4. Determine which CITES documents **must** accompany the shipment.
5. Collect all relevant documents associated with the importation.
6. Verify that the CITES document accompanying the importation is authentic and acceptable.
7. Verify that the USDA-issued *PPQ Form 622, Protected Plant Permit*, has **not** expired.
8. Compare shipping documents with CITES documents to confirm the quantities are authorized.
9. Inspect the shipment to make sure the quantities are authorized.
10. If the shipment is in order, then validate the CITES documents by stamp and endorsement.
11. Distribute and file the endorsed documents.

FIGURE 2-1 Summary of Procedures for Handling the Importation of CITES Appendix I, Appendix II, and Appendix III Protected Timber Species

Follow the steps below when handling the importation of CITES Appendix I, Appendix II, and Appendix III protected timber species used for lumber or other wood products.

Step 1: Confirm the Identity of the Timber or Articles

Currently, there are six CITES Appendix I species, eleven Appendix II taxa (nine species and two genera), and eight CITES Appendix III species used for lumber or other wood products. The most frequently used common names are shown beside the scientific names listed below. For a list of other common names, see **Figure 2-3 on page 2-8**.

Appendix I Timber Species

The CITES Appendix I protected species are as follows:

- ◆ *Abies guatemalensis* (Guatemalan fir)
- ◆ *Araucaria araucana* (monkey puzzle tree)
- ◆ *Dalbergia nigra* (Brazilian rosewood)
- ◆ *Fitzroya cupressoides* (alerce)
- ◆ *Pilgerodendron uviferum* (pilgerodendron)
- ◆ *Podocarpus parlatorei* (Palatore's podocarp)

Appendix II Timber Species

The CITES Appendix II protected species are as follows:

- ◆ *Caesalpinia echinata* (pernambuco)



On September 13, 2007, *Caesalpinia echinata* (pernambuco) was officially listed in Appendix II. On or after this date, any shipment containing logs, sawn wood, veneer sheets, and unfinished wood articles used for the fabrication of bows for stringed musical instruments imported into the United States **must** be accompanied by a CITES Appendix II Export Permit or Re-export Certificate.

- ◆ *Caryocar costaricense* (ajillo)
- ◆ *Gonystylus* spp. (ramin)
- ◆ *Guaiacum* spp. (lignum vitae)
- ◆ *Oreomunnea pterocarpa* (gavilan)
- ◆ *Pericopsis elata* (afroormosia)
- ◆ *Platymiscium pleiostachyum* (cristobal, granadillo)
- ◆ *Pterocarpus santalinus* (red sandalwood, red sanders)
- ◆ *Swietenia humilis* (Pacific Coast mahogany)
- ◆ *Swietenia macrophylla* (bigleaf mahogany)
- ◆ *Swietenia mahogani* (Caribbean mahogany)

Appendix III Timber Species

The CITES Appendix III protected species are as follows:

◆ *Bulnesia sarmientoi* (gaiacwood)



On February 12, 2008, *Bulnesia sarmientoi* was officially listed in Appendix III by Argentina. On or after this date, any shipment originating in Argentina containing logs, plywood, sawn wood, and veneer sheets imported into the United States **must** be accompanied by a CITES Appendix III Export Permit or Re-export Certificate. *Bulnesia sarmientoi* originating from any country **other than** Argentina will be required to have a Certificate of Origin issued by a CITES Management Authority or an authority approved by the CITES Management Authority in the country of origin.

◆ *Cedrela odorata* (Spanish cedar)



On February 12, 2008, *Cedrela odorata* (population of Guatemala) was officially listed in Appendix III by Guatemala. On or after this date, any shipment originating in Guatemala and containing logs, sawn wood, and veneer sheets imported into the United States **must** be accompanied by a CITES Appendix III Export Permit or Re-export Certificate. (Columbia and Peru previously listed populations of *Cedrela odorata* in Appendix III.)

◆ *Dalbergia retusa* (Nicaraguan rosewood)

◆ *Dalbergia stevensonii* (Honduran rosewood)



On February 12, 2008, *Dalbergia retusa* (population of Guatemala) and *Dalbergia stevensonii* (population of Guatemala) were officially listed in Appendix III by Guatemala. On or after this date, any shipment originating in Guatemala containing logs, sawn wood, and veneer sheets imported into the United States **must** be accompanied by a CITES Appendix III Export Permit or Re-export Certificate.

◆ *Dipteryx panamensis* (almendro)

◆ *Magnolia liliifera* var. *obovata*

◆ *Podocarpus nerifolius* (podocarp)

◆ *Tetracentron sinense* (tetracentron)

To determine that the importation is of a CITES Appendix I, Appendix II, or Appendix III timber species, review the shipping documents. Regulations require CITES plants be identified to their genus and species by one of the following:

- ◆ Label
- ◆ Invoice, or packing list, or tag
- ◆ Other document accompanying the shipment

For a complete list of flora protected by CITES, see the CITES Appendixes available at the following Web site:

<http://www.cites.org/eng/app/index.shtml>

CITES protected timber may be manifested or invoiced by a trade name or a local name. If you are given a common name that you **do not** recognize or is **not** listed in **Figure 2-3 on page 2-8**, and you want to confirm the scientific name of what is imported or you want to determine whether the wood is listed as protected, then go to the following CITES Web site:

<http://www.CITES.org/Eng/resources/species.html>



The CITES Web site listed above **does not** include all common names for CITES-regulated species. The importer or the importer's agent is responsible for providing you with the scientific name of the timber species traded.

CITES Listed Species Database

Follow these steps to use the CITES-listed species database:

1. In the left column of the screen, click "Common name" and "Find it".
2. Enter the common name (faster search) or part of the name (slower search).
3. At "Select a language" select "All" (default).
4. At "Select a country" select "All" (default).
5. Click on the "Search" button.
6. Select a common name from the list, then click on the "Display Details" button.

For timber species commodity recognition and a synopsis of wood identification, see **Appendix F**. For detailed instructions on how to identify wood of CITES regulated species, see the *CITES Identification Guide—Tropical Woods* (available at http://www.cws-scf.ec.gc.ca/enforce/pdf/Wood/Cites_Wood_Guide.pdf).

Urgent Interception Identification

If after inspecting the wood or articles and reviewing the entry paperwork, you are still unable to determine the identity of the wood or articles, or suspect or question that the article is **not** as identified on the manifest or invoice, then do as follows:

1. If the port where you are located is staffed with a PPQ Area Botanist/Identifier, then send the wood sample to the Area Botanist.
2. If the port where you are located is **not** staffed with a PPQ Area Botanist, then contact the PPQ Area Botanist¹ that services your port. The PPQ Port Botanist will instruct you to send the sample to **one** of the following: a PPQ Area Botanist, a PPQ CITES Wood Specialist, or the Forest Products Laboratory.

3. Complete *PPQ Form 309A, Interception Record*, for URGENT interceptions, and assign a Port Reference Number for each specimen.
4. Enclose the specimen(s) and interception form(s) in an escape-proof package. Affix black and yellow tape to the outside of the package, and ship using an overnight delivery service with tracking capacity.
5. If you have been instructed to send the interception(s) to a PPQ CITES Wood Specialist, then see **Figure 2-2** below,

Region	CITES Wood Specialist	Phone	FAX
Eastern Region	USDA-APHIS-PPQ Plant Inspection Station Attn: Leo Castaneda, CITES Wood Specialist PO Box 660520 Miami, FL 33266	305/526-2825	305/871-4205
Western Region	USDA-APHIS-PPQ Plant Inspection Station Attn: Jamal Al-Henaid, CITES Wood Specialist 11840 South La Cienega Blvd. Hawthorne, CA 90250	310/725-1916	310/725-1922

FIGURE 2-2 List of PPQ CITES Wood Specialists

6. If the Regional CITES Wood Specialist is **not** available (on leave, etc.) or you are instructed by the PPQ Area Botanist to send the interception directly to the Forest Products Laboratory, then follow the packaging directions above and send the package to the following address:

USDA-Forest Products Laboratory
Attn: Alex C. Wiedenhoef or Michael Wiemann
One Gifford Pinchot Drive
Madison, WI 53726-2398

Phone: 608/231-9341

1 To locate the name and phone number of your Area Botanist, see *Appendix G, List of Identifiers* in the *Manual for Agricultural Clearance* (available at http://www.aphis.usda.gov/import_export/plants/manuals/ports/mac.shtml).

List of Common Names for CITES Appendix I, Appendix II, and Appendix III Timber Species

Scientific Name	Common Name	Other Common Names
<i>Abies guatemalensis</i>	Guatemalan fir	abeto mexicano, guayami, Mexican fir, pinabete, plumajatzin, plumajillo de montaña, sapin de Guatemala
<i>Araucaria araucana</i>	monkey puzzle tree	apeboom, araucaria du Chile, Chilean pine, chilensk tall, Chili pine, Chili tall, Chile pine, parana pine, pehuen, pilon, pin du Chili, pino, pino araucaria, pino de Chile, pino de Neuquén, pino de Paraná, piñonero, piñón, sapin du Chili
<i>Bulnesia sarmientoi</i>	gaiacwood	bois de gaic, gaiacwood, guajakhoz, guajaco, guajakholz, guayacan, palo balsamo, palo santo, Paraguay-lignum-vitae, true guaiac
<i>Caesalpinia echinata</i>	pernambuco	brasileto, Brazilwood, ibirapitanga, orabutā, pau-Brasil, pau-de-pernambuco, pau-pernambuco, pau-rosado, peachwood, pernambuco-wood
<i>Caryocar costaricense</i>	ajillo	aji, ajo, almendrillo, almendro, almendro de bajo, almendron, cagui, firme, genenè, manu, maqui-maqui cagui, pequia, pequia brava, pete rana do terra firme, petè, pete-rana, plomillo, rana do terra, swari
<i>Cedrela odorata</i>	Spanish cedar	acajou rouge, akuyari, atoreb, Barbados cedar, Brazilian cedar, British Guiana cedar, British Honduras cedar, cedar, cèdra acajou, cèdre des barbaies, cèdre rouge, cedrela, cedrela wood, cedro, cedro chino, cedro colorado, cedro hembra, cedro macho, cedro obscuro, cedro real, cedro red, cedro rojo, Central American cedar, chujte, cigar-box cedar, cigarbox cedar, Colorado cedro, Cuban cedar, epi, Hondouras cedar, icte, Jamaican cedar, Kalantas, Kapere, Koperi, Kurama, Kurana, Mexican cedar, Nicaraguan cedar, parank, paranka, red cedar, rojas cedar, rosas cedar, South American cedar, Tabasco cedar, tiocuahuitl, Trinidad cedar, Wesindische zedar, West Indian cedar
<i>Dalbergia nigra</i>	Brazilian rosewood	babia rosewood, bahia rosewood, caa-biuna, cabeuna, cabiuna, cabiuna do mato, cabiuna rajada, comore, camboriuna, caviuna, jacaranda, jacarada cabiuna, jacaranda de Brasil, jacaranda wood, jacaranda-da-bahia, jacaranda-preto, jacaranda-rajado, jacaranda-roxo, jacarandaholz, jacaradanda de Brasil, legno di jacaranda, maera de palisandro, marnut, palisander, Rio rosewood
<i>Dalbergia retusa</i>	Nicaraguan rosewood	cocobolo, cocobolo prieto, funera, granadillo, nambar, palo negro
<i>Dalbergia stevensonii</i>	Honduran rosewood	hagaedwood
<i>Dipteryx panamensis</i>	Almendro	almendra, almendro de montaña, amans, choiba, eboe, ìbu, iqua, Indian almond, sarrapia, tonca, tonka bean, yapo
<i>Fitzroya cupressoides</i>	alerce	alerzcholz, fitzroy cypress, lahuan, patagonian cypress
<i>Gonystylus</i> spp.	ramin	ampudji, gaharu, gaheu, gara buaja, kaya garu, lanutanbagio, medang keran, melawis, ramin telur, sang su, seriangun
<i>Guaiacum</i> spp.	lignum vitae	auayacan, palo santo
<i>Magnolia liliifera</i> var. obovata	magnolia	balukhat, baranthuri, boramthuri, champak, giogi, harré, safan, siffo, taungme

FIGURE 2-3 List of Common Names for CITES Appendix I, Appendix II, and Appendix III Timber Species

Scientific Name	Common Name	Other Common Names
<i>Oreomunnea pterocarpa</i>	gavilan	campana, engelhardia pterocarpa, gavilán blanco
<i>Pericopsis elata</i>	afrormosia	anyeran, asamela, assamela, assemela, awawai, ayin, baracara, benin satinwood, bohala, bohalala, bonsamdua, devils tree, egbi, ejen, golden afrormosia, iatobahy do igapo, kokriki, kokrodua, liguminosae, mekoe, mohole. obang, ole, olel pardo, peonio, redbark, satinwood, tento, wahala, yellow satinwood
<i>Pilgerodendron uviferum</i>	Pilgerodendron	Chilean cedar, ciprés, ciprés de Chile, ciprés de Cordillera, ciprés de las Islas Len, cipresso del Cile, cyprès du Chili, lahuan, lanutanbagio, libocedri dell'america meridion, patagonian cypress, patagonian pilgerodendron, ten, thuja tetragona,
<i>Platymiscium pleiostachym</i>	crisobal garadillo	cachimbo, cristóbal, ñambar, roble colorado
<i>Podocarpus neriifolius</i>	podocarp	amanu, black pine, brown pine, bukiti, jati bukit
<i>Podocarpus parlatoresi</i>	Parlatore's podocarp	pino blanco, pino del cerro, pino montano
<i>Pterocarpus santalinus</i>	red sandalwood, redsanders	atti, chandanam, chandanum, honne
<i>Swietenia humilis</i>	Pacific Coast mahogany	caoba, mabu, Pacific mahogany
<i>Swietenia macrophylla</i>	bigleaf mahogany	acajou, acajou Amerique, acajou d'Amerique, acajou du Honduras, Adoa, aguano, American mahogany, Americkaans mahonie, Amerikanns mahonie, ara putange, araputanga, bastard lime, bay-mahogany, baywood, belize mahogany, caõba, Honduras mahogany, mara, mogno
<i>Swietenia mahogani</i>	Caribbean mahogany	acajou, acajou de Cuba, acajou de Saint Domingue, acajou de St. Domingue, acajou des Antilles, aguano, antillen mahogani, bay mahogany, caoba, caoba de santo domingo, caoba dominicana, caobilla, chiculte, cobano, Cuban mahogany, curlet mahogany, Dominican mahogany, echites mahagoni, gateado, Jamaica mahogany, Kuba mahogany, madiera, mahagoni, mahog, mahogany, mahogany du pays, mahogany petites feuilles, mahok, mahoni, mongo, orura, small-leaf mahogany, West Indian mahogany, West Indies mahogany
<i>Tetracentron sinense</i>	tetracentron	shui quing shu

FIGURE 2-3 List of Common Names for CITES Appendix I, Appendix II, and Appendix III Timber Species (continued)

Step 2: Confirm the Article Being Imported Is Regulated

CITES annotates some of the listed timber species to include or exclude certain parts and derivatives. To confirm that the listed article being imported is regulated by CITES Appendix I, Appendix II, or Appendix III, inspect the consignment and verify the description of the commodity on the accompanying shipping documents. Then continue, using [Table 2-1](#).

TABLE 2-1 Determine if a Timber Species Is Regulated by CITES Appendix I, Appendix II, or Appendix III


If the timber species is:	And the country of origin is:	And the parts or derivatives being imported are:	Then:
 <p>Other woody species and species that simulate the growth characteristics of woody species (such as cycads and palms), used solely for medicinal/herbal medicines or as horticultural specimens are not covered in this manual. See the “Miscellaneous and Processed Products” section of the <i>Non-Propagative Manual</i> or “Table 1: Regulated Propagative Material” of the <i>Port of Entry Manual</i> (M319.37).</p>			
<i>Abies guatemalensis</i> (Guatemalan fir)	Any country	All parts and derivatives, including manufactured and finished products ¹	The articles are CITES Appendix I regulated GO to Step 3: Determine Your Authority on page 2-17
<i>Araucaria araucana</i> (Monkey puzzle tree)	Any country	All parts and derivatives, including manufactured and finished products ²	The articles are CITES Appendix I regulated GO to Step 3: Determine Your Authority on page 2-17
<i>Bulnesia sarmientoi</i> (guaiacwood)	Any country	<ul style="list-style-type: none"> ◆ Logs³ ◆ Lumber⁴ ◆ Plywood²⁰ ◆ Veneer⁵ 	The articles are CITES Appendix III regulated GO to Step 3: Determine Your Authority on page 2-17
		<ul style="list-style-type: none"> ◆ Extracts ◆ Powder 	The articles are CITES Appendix III regulated GO to the <i>Miscellaneous and Processed Products Manual</i> to regulate
		Other than extracts, logs, lumber, plywood, powder, veneer	<ol style="list-style-type: none"> 1. VERIFY by physical inspection, that the articles are not extracts, logs, lumber, plywood, powder, or veneer; and if not, then the articles are not regulated by CITES 2. EXIT this manual

TABLE 2-1 Determine if a Timber Species Is Regulated by CITES Appendix I, Appendix II, or Appendix III (continued)



If the timber species is:	And the country of origin is:	And the parts or derivatives being imported are:	Then:
<i>Caesalpinia echinata</i> (pernambuco)	Any country	<ul style="list-style-type: none"> ◆ Logs³ ◆ Lumber⁴ ◆ Veneer⁵ ◆ Unfinished wood articles for the fabrication of bows for stringed musical instruments 	The articles are CITES Appendix II regulated GO to Step 3: Determine Your Authority on page 2-17
		Other than logs, lumber, and veneer, or unfinished wood articles for the fabrication of bows for stringed musical instruments	<ol style="list-style-type: none"> 1. VERIFY by physical inspection, that the articles are not logs, lumber, or veneer, or unfinished wood articles for the fabrication of bows for stringed musical instruments,; and if not, then the articles are not regulated by CITES 2. EXIT this manual
<i>Caryocar costaricense</i> (ajillo)	Any country	All parts and derivatives, including manufactured and finished products ⁶	The articles are CITES Appendix II regulated GO to Step 3: Determine Your Authority on page 2-17
<i>Cedrela odorata</i> (Spanish cedar)	Colombia, Guatemala, or Peru (includes articles originating in Columbia, Guatemala, or Peru that were re-exported from another country)	<ul style="list-style-type: none"> ◆ Logs³ ◆ Lumber⁴ ◆ Veneer⁵ 	The articles are CITES Appendix III regulated GO to Step 3: Determine Your Authority on page 2-17
	Other than Columbia, Guatemala, or Peru		<ol style="list-style-type: none"> 1. REVIEW the shipping documents to verify the country of origin is other than Columbia, Guatemala, or Peru; and if so, then the articles are not regulated by CITES 2. EXIT this manual
	Other than Columbia, Guatemala, or Peru		<ol style="list-style-type: none"> 1. REVIEW the shipping documents to verify the country of origin is other than Columbia, Guatemala, or Peru; and if so, then the articles are not regulated by CITES 2. EXIT this manual
<i>Dalbergia nigra</i> (Brazilian rosewood)	Any country	All parts and derivatives, including manufactured and finished products ⁷	The articles are CITES Appendix I regulated GO to Step 3: Determine Your Authority on page 2-17

TABLE 2-1 Determine if a Timber Species Is Regulated by CITES Appendix I, Appendix II, or Appendix III (continued)



If the timber species is:	And the country of origin is:	And the parts or derivatives being imported are:	Then:
<i>Dalbergia retusa</i> (Nicaraguan rosewood)	Guatemala (includes articles originating in Guatemala that were re-exported from another country)	◆ Logs ³ ◆ Lumber ⁴ ◆ Veneer ⁵	The articles are CITES Appendix III regulated GO to Step 3: Determine Your Authority on page 2-17
		Other than logs, lumber, or veneer	1. VERIFY, by physical inspection, that the articles are not logs, lumber, or veneer; and if not , then the articles are not regulated by CITES 2. EXIT this manual
	Other than Guatemala		1. REVIEW the shipping documents to verify the country of origin is other than Guatemala; and if so, then the articles are not regulated by CITES 2. EXIT this manual
<i>Dalbergia stevensonii</i> (Honduran rosewood)	Guatemala (includes articles originating in Guatemala that were re-exported from another country)	◆ Logs ³ ◆ Lumber ⁴ ◆ Veneer ⁵	The articles are CITES Appendix III regulated GO to Step 3: Determine Your Authority on page 2-17
		Other than logs, lumber, or veneer	1. VERIFY, by physical inspection, that the articles are not logs, lumber, or veneer; and if not , then the articles are not regulated by CITES 2. EXIT this manual
	Other than Guatemala		1. REVIEW the shipping documents to verify the country of origin is other than Guatemala; and if so, then the articles are not regulated by CITES 2. EXIT this manual
<i>Dipteryx panamensis</i> (almendro)	Any country	All parts and derivatives, including manufactured and finished products ⁸	The articles are CITES Appendix III regulated GO to Step 3: Determine Your Authority on page 2-17
<i>Fitzroya cupressoides</i> (alerce)	Any country	All parts and derivatives, including manufactured and finished products ⁹	The articles are CITES Appendix I regulated GO to Step 3: Determine Your Authority on page 2-17
<i>Gonystylus</i> spp. (ramin)	Any country	All parts and derivatives, including manufactured and finished products ¹⁰	The articles are CITES Appendix II regulated GO to Step 3: Determine Your Authority on page 2-17

TABLE 2-1 Determine if a Timber Species Is Regulated by CITES Appendix I, Appendix II, or Appendix III (continued)

If the timber species is:	And the country of origin is:	And the parts or derivatives being imported are:	Then:
<i>Guaiacum</i> spp. (lignum vitae)	Any country	All parts and derivatives, except finished products packaged and ready for retail trade ¹¹	The articles are CITES Appendix II regulated GO to Step 3: Determine Your Authority on page 2-17
		Finished products packaged and ready for retail trade	1. VERIFY by physical inspection that the articles are not packaged and ready for retail trade; and if not , then the articles are not regulated by CITES 2. EXIT this manual
<i>Magnolia liliifera</i> var. obovata	Any country	All parts and derivatives, including manufactured and finished products ¹²	The articles are CITES Appendix III regulated GO to Step 3: Determine Your Authority on page 2-17
<i>Oreomunnea pterocarpa</i> (gavilan)	Any country	All parts and derivatives, including manufactured and finished products ¹³	The articles are CITES Appendix II regulated GO to Step 3: Determine Your Authority on page 2-17
<i>Pericopsis elata</i> (afromosia)	Any country	<ul style="list-style-type: none"> ◆ Logs³ ◆ Lumber⁴ ◆ Veneer⁵ 	The articles are CITES Appendix II regulated GO to Step 3: Determine Your Authority on page 2-17
		Other than logs, lumber, or veneer	1. VERIFY, by physical inspection, that the articles are not logs, lumber, or veneer; then the articles are not regulated by CITES 2. EXIT this manual
<i>Pilgerodendron uviferum</i> (pilgerodendron)	Any country	All parts and derivatives, including manufactured and finished products ¹⁴	The articles are CITES Appendix I regulated GO to Step 3: Determine Your Authority on page 2-17
<i>Platymiscium pleiostachym</i> (crisobal garadillo)	Any country	All parts and derivatives, including manufactured and finished products ¹⁵	The articles are CITES Appendix II regulated GO to Step 3: Determine Your Authority on page 2-17
<i>Podocarpus neriifolius</i> (podocarp)	Any country	All parts and derivatives, including manufactured and finished products ¹⁶	The articles are CITES Appendix III regulated GO to Step 3: Determine Your Authority on page 2-17
<i>Podocarpus parlatoarei</i> (Parlatoare's podocarp)	Any country	All parts and derivatives, including manufactured and finished products ¹⁷	The articles are CITES Appendix I regulated GO to Step 3: Determine Your Authority on page 2-17

TABLE 2-1 Determine if a Timber Species Is Regulated by CITES Appendix I, Appendix II, or Appendix III (continued)

If the timber species is:	And the country of origin is:	And the parts or derivatives being imported are:	Then:
<i>Pterocarpus santalinus</i> (red sandalwood, redsanders)	Any country	<ul style="list-style-type: none"> ◆ Logs³ ◆ Wood chips 	<p>The articles are CITES Appendix II regulated</p> <p>GO to Step 3: Determine Your Authority on page 2-17</p>
		Other than logs or wood chips	<ol style="list-style-type: none"> 1. VERIFY by physical inspection that the articles are not logs or wood chips; and if not, then the articles are not regulated by CITES 2. EXIT this manual
<i>Swietenia humilis</i> (Pacific Coast mahogany)	Any country	All parts and derivatives, including manufactured and finished products ¹⁸	<p>The articles are CITES Appendix II regulated</p> <p>GO to Step 3: Determine Your Authority on page 2-17</p>
<i>Swietenia macrophylla</i> (bigleaf mahogany)	The Americas ¹⁹ (includes articles originating in The Americas that were re-exported from another country), except Brazil or Nicaragua ²¹	<ul style="list-style-type: none"> ◆ Logs³ ◆ Lumber⁴ ◆ Plywood²⁰ ◆ Veneer⁵ 	<p>The articles are CITES Appendix II regulated</p> <p>GO to Step 3: Determine Your Authority on page 2-17</p>
		Other than logs, lumber, plywood, or veneer	<ol style="list-style-type: none"> 1. VERIFY, by physical inspection, that the articles are not logs, lumber, plywood, or veneer; then the articles are not regulated by CITES 2. EXIT this manual
	Brazil or Nicaragua ²¹	→	<ol style="list-style-type: none"> 1. PLACE the shipment on HOLD 2. CONTACT your regional CITES Specialist²² for verification of the CITES documentation; if your regional CITES Specialist is not available, then contact the National CITES Coordinator
Other than The Americas	→	<ol style="list-style-type: none"> 1. REVIEW the shipping documents to verify the country of origin is other than the Americas; then the articles are not regulated by CITES 2. EXIT this manual 	
<i>Swietenia mahoganyi</i> (Caribbean mahogany)	Any country	<ul style="list-style-type: none"> ◆ Logs³ ◆ Lumber⁴ ◆ Veneer⁵ 	<p>The article is CITES Appendix II regulated</p> <p>GO to Step 3: Determine Your Authority on page 2-17</p>
		Other than logs, lumber, or veneer	<ol style="list-style-type: none"> 1. VERIFY, by physical inspection, that the articles are not logs, lumber, or veneer; then the articles are not regulated by CITES 2. EXIT this manual

TABLE 2-1 Determine if a Timber Species Is Regulated by CITES Appendix I, Appendix II, or Appendix III (continued)

If the timber species is:	And the country of origin is:	And the parts or derivatives being imported are:	Then:
<i>Tetracentron sinense</i> (tetracentron)	Any country	All parts and derivatives, including manufactured and finished products ²³	The articles are CITES Appendix III regulated GO to Step 3: Determine Your Authority on page 2-17

- 1 Includes building material, cabinetmaking material, charcoal, firewood, flooring, food containers, fuel wood, furniture, joinery, light construction material, matches, particleboard, plywood, pulp/paper products, roof shingles, and veneer, etc.
- 2 Includes construction material, flooring, furniture, joinery, plywood, pulp/paper products, railroad ties, and vehicle parts, etc.
- 3 All wood in the rough whether or **not** stripped of bark or sapwood, or roughly squared for processing, notably into sawn wood, pulpwood, or veneer sheets (HS Code 44.03). See [Appendix E, Harmonized System of World Customs Organization \(HS\) Codes](#).
- 4 Wood simply sawn lengthwise or produced by a profile-chipping process; normally exceeds 6mm in thickness (HS Code 44.06, HS Code 44.07). See [Appendix E](#).
- 5 Thin layers or sheets of wood of uniform thickness, usually 6mm or less, usually peeled or sliced for use in making plywood, for veneering furniture, veneer containers, etc. (HS Code 44.08). See [Appendix E](#).
- 6 Includes railroad ties.
- 7 Includes bedroom furniture, billiard-cue butts, boat building (general), bobbins, boxes and crates, brush backs and handles, cabinetmaking material, chairs, chests, decorative plywood, musical instruments (especially guitars) and parts of musical instruments (sides and backs) for the manufacturer; and veneer, etc.
- 8 Includes agricultural implements, bearings and bushings, barge and dock fenders, boat construction articles, chemical derivatives, cogs and shafts, cross ties, fishing rods, flooring, furniture, heavy construction and pulp mill equipment, railroad ties, sporting goods, tool handles, turnery, and veneer, etc.
- 9 Includes agricultural implements, boat building materials (general), boat masts, boxes and crates, cabinetmaking materials, carvings, cigar boxes, construction materials, cooperages, flooring, food containers, fuel wood, furniture, furniture components, joinery, mathematical instruments, mine timbers, musical instruments, particleboard, pencils, piling, plywood, poles, pulp/paper products, shakes, shingles, sporting goods, toys, and vats, etc.
- 10 Includes brush backs, building materials, ceilings, counter tops, door frames, dowels, flooring, furniture, joinery, mouldings, nonstriking handles (such as brooms and umbrellas), paneling, picture frames, plywood, pool cues and racks, rulers, shoji screens, stair treads, stringers, tool handles, toys, trays, tripods, turnery, venetian blinds, window blinds, and window frames, etc.
- 11 Manufactured products include: bearings and bushings, boat building materials (general), brush backs and handles, bush blocks, farm vehicles, furniture, golf club heads, machinery parts, marine construction material, mathematical instruments, naval architecture, pulley sheaves, railroad ties, shade rollers, sporting goods, tables, textile equipment, turnery, and wheels. Regulating depends on whether or **not** the products are finished, packaged, and ready for retail trade, etc.
- 12 Trade in this species is rare. If you encounter a regulated article made of this species, then contact the Manuals Unit to add the article to this list.
- 13 Includes a variety of uses within the species' natural range. If you encounter a regulated article made of this species, then contact the Manuals Unit to add the article to this list, etc.
- 14 Includes flooring, furniture, posts, and timber. (Wood is noted for its longevity in moist environments.)
- 15 Includes furniture, musical instruments, timber, and veneer, etc.
- 16 Trade in this species is rare. If you encounter a regulated article made of this species, then contact the Manuals Unit at 240-529-0357 to add the article to this list.
- 17 Includes timber.
- 18 Includes timber.

Importation of CITES Protected Timber Species: Procedures

Procedures

- 19 The Americas include Central America, North America (includes Mexico **only**), and South America.
- 20 Consisting of three or more sheets of wood glued and pressed one on the other and generally disposed so that the grains of successive layers are at an angle (HS Code 44.12.13, HS Code 44.12.14, and HS Code 44.12.22). See [Appendix E](#).
- 21 There is a moratorium on the export of *Swietenia macrophylla* (bigleaf mahogany) from Brazil and Nicaragua.
- 22 CITES Specialist for PPQ Eastern Region, John Arcery, E-mail john.n.arcery@aphis.usda.gov. CITES Specialist for PPQ Western Region, Timothy Torbett, E-mail timothy.j.torbett@aphis.usda.gov. National CITES Coordinator, John Veremis, E-mail john.veremis@aphis.usda.gov; FAX 301-734-3560.
- 23 Trade in this species is rare. If you encounter a regulated article that is **not** listed, then contact the Manuals Unit to add the article to this list.

Step 3: Determine Your Authority

If you are **not** certain that your port is designated for the importation of CITES regulated timber, then check the Web site:

- ◆ Confirm CBP-designated ports at http://www.aphis.usda.gov/import_export/plants/plant_imports/downloads/cbp.pdf
- ◆ Confirm PPQ-designated ports at http://www.aphis.usda.gov/import_export/plants/plant_imports/downloads/list.pdf

If you are located at a CITES-designated port, then continue to **Step 4: Determine Which Documents Are Needed**.

If you are **not** located at a CITES-designated port, then have the owner or owner's agent arrange to move the shipment under Customs and Border Protection's (CBP) bond to a designated port (at the owner's expense). Notify the designated port of the pending arrival.

See **Table 2-2 on page 2-19** to determine which documents are required for the importation of CITES Appendix I timber species.

Step 4: Determine Which Documents Are Needed

To determine which documents are needed for the legal importation of CITES regulated timber, use the appropriate table as follows:

- ◆ CITES Appendix I, see **Table 2-2**
- ◆ CITES Appendix II, see **Table 2-3**
- ◆ CITES Appendix III, see **Table 2-4**



In addition to any import permits and documents listed as required in this manual, additional import permits and other documentation may also be required under 7 CFR 319.40. See the “Wood and Forest Products (Articles of the Timber and Lumber Industry)” section of the *Miscellaneous and Processed Products Manual* (available at http://www.aphis.usda.gov/import_export/plants/manuals/ports/downloads/miscellaneous.pdf).

Required Documents for Importation of Appendix I Timber Species

The importation of a CITES Appendix I timber species is permitted when presented with appropriate documentation for the following categories of trade:

- ◆ Articles derived from trees cut in the wild for non-commercial use (when presented with a CITES management authority-issued *CITES Export Permit* or *Re-export Certificate* designating a source code W for specimens collected from the wild; and a *CITES Import Permit*)
- ◆ Articles derived from plantation-grown trees (when presented with a CITES management authority-issued *CITES Export Permit* or *Re-export Certificate* designating either source code A for artificially-propagated material being traded for non-commercial purposes; or source code D for artificially-propagated material being traded for commercial purposes)
- ◆ Articles acquired prior to the date the Convention listed the species (when presented with a CITES management authority-issued *CITES Other Certificate* designating Pre-Convention specimens; and designating the date of acquisition or certification the specimens were acquired before the date first included in the CITES appendices)



Commercial trade in CITES Appendix I species originating from the wild is prohibited.

See **Table 2-2 on page 2-19** to determine which documents are required for the importation of CITES Appendix I regulated timber species.

TABLE 2-2 Determine Which Documents Are Needed for the Importation of CITES Appendix I Timber Species


If the article traded comes from:	And the country of origin is:	And the permittee is:	And the importer:	Then:
 <p>Use these guidelines in conjunction with 7CFR 319.40 (see the “Wood and Other Forest Products (Articles of the Timber and Lumber Industry)” section of the <i>Miscellaneous and Processed Products Manual</i> (available at http://www.aphis.usda.gov/import_export/plants/manuals/ports/downloads/miscellaneous.pdf), and the Plant Protection Act. When applying these guidelines, first apply the regulations that prevent the entry of plant pests. In addition to <i>PPQ Form 622, Protected Plant Permit</i>, many wood and forest products also require <i>PPQ Form 597, Import Permit for Plants and Plant Products</i> (see also <i>PPQ Form 585, Application to Import Timber or Timber Products</i>).</p>				
<ul style="list-style-type: none"> ◆ <i>Abies guatemalensis</i> (Guatemalan fir) ◆ <i>Araucaria araucana</i> (monkey puzzle tree) ◆ <i>Dalbergia nigra</i> (Brazilian rosewood) ◆ <i>Fitzroya cupressoides</i> (alerce) ◆ <i>Pilgerodendron uviferum</i> (pilgerodendron) ◆ <i>Podocarpus parlatorei</i> (Parlatore’s podocarp) 	Any country	Engaged in commercial business ^{1, 2}	→	GO to page 2-20
		Not engaged in commercial business	→	GO to page 2-21

TABLE 2-2 Determine Which Documents Are Needed for the Importation of CITES Appendix I Timber Species (continued)


If the article traded comes from:	And the country of origin is:	And the permittee is:	And the importer:	Then:
<ul style="list-style-type: none"> ◆ <i>Abies guatemalensis</i> (Guatemalan fir) ◆ <i>Araucaria araucana</i> (monkey puzzle tree) ◆ <i>Dalbergia nigra</i> (Brazilian rosewood) ◆ <i>Fitzroya cupressoides</i> (alerce) ◆ <i>Pilgerodendron uviferum</i> (<i>pilgerodendron</i>) ◆ <i>Podocarpus parlatorei</i> (Parlatore's podocarp) 	Any country	Engaged in commercial business ^{1, 2}	<p>Presents a USDA-issued <i>PPQ Form 622, Protected Plant Permit</i>, and one of the following CITES-issued original³ Appendix I documents:</p> <ul style="list-style-type: none"> ◆ Export Permit or Re-export Certificate designating source code D for artificially propagated (plantation grown) material being traded for commercial purposes ◆ Other Certificate designating Pre-Convention specimens; and designating the date of acquisition or certification the specimens were acquired before the date first included in the CITES appendices <p>Other permits may be required under 7CFR 319.40; see the important advisory at the beginning of this table</p>	GO to Step 5: Collect the Appropriate Documents Associated with the Shipment on page 2-49
			Lacks the required CITES document	<ol style="list-style-type: none"> 1. PLACE the shipment on HOLD 2. GO to Violations, Seizures, and Forfeitures on page 4-1
			Lacks <i>PPQ Form 622, Protected Plant Permit</i>	ALLOW the exporter to apply for a <i>Protected Plant Permit</i> (see Application for a Protected Plant Permit on page 2-53)
		Not engaged in commercial business		GO to page 2-21

TABLE 2-2 Determine Which Documents Are Needed for the Importation of CITES Appendix I Timber Species (continued)

If the article traded comes from:	And the country of origin is:	And the permittee is:	And the importer:	Then:
<ul style="list-style-type: none"> ◆ <i>Abies guatemalensis</i> (Guatemalan fir) ◆ <i>Araucaria araucana</i> (monkey puzzle tree) ◆ <i>Dalbergia nigra</i> (Brazilian rosewood) ◆ <i>Fitzroya cupressoides</i> (alerce) ◆ <i>Pilgerodendron uviferum</i> (<i>pilgerodendron</i>) ◆ <i>Podocarpus parlatorei</i> (Parlatore's podocarp) 	Any country	Not engaged in commercial business	<p>Presents both of the following CITES-issued original³ Appendix I documents:</p> <ul style="list-style-type: none"> ◆ Import Permit ◆ Export Permit or Re-export Certificate designating source code W for specimens collected from the wild <p>OR</p> <p>Presents one of the following CITES management authority-issued original Appendix I documents:</p> <ul style="list-style-type: none"> ◆ Export Permit or Re-export Certificate designating source code A for artificially propagated (plantation grown) material being traded for noncommercial purposes ◆ Other Certificate designating Pre-Convention specimens; and designating the date of acquisition or certification the specimens were acquired before the date first included in the CITES appendices <p>Other permits may be required under 7CFR 319.40; see the important advisory at the beginning of this table</p>	<p>GO to Step 5: Collect the Appropriate Documents Associated with the Shipment on page 2-49</p>
			<p>Lacks the required CITES document</p>	<ol style="list-style-type: none"> 1. PLACE the shipment on HOLD 2. GO to Violations, Seizures, and Forfeitures on page 4-1

- 1 Engaged in commercial business is defined as trade for the purpose of selling, bartering, collecting, or otherwise as a livelihood for gain or profit.
- 2 Commercial trade in CITES Appendix I species originating from the wild is **prohibited**.
- 3 A CITES-issued original is defined as an original CITES document issued by a CITES Management Authority or an authority authorized by a CITES Management Authority.

Required Documents for Importation of Appendix II Timber Species

The importation of CITES Appendix II timber species is permitted when presented with the appropriate CITES documentation for the following categories of trade:

- ◆ Articles derived from trees cut in the wild
(when presented with a CITES management authority-issued *CITES Export Permit* or *Re-export Certificate* designating source code W for specimens collected from the wild)
- ◆ Articles derived from plantation-grown trees
(when presented CITES management authority-issued *CITES Export Permit* or *Re-export Certificate* designating source code A for artificial propagation)
- ◆ Articles acquired prior to the date the CITES Convention listed the species
(when presented with a CITES management authority-issued *CITES Other Certificate* designating Pre-Convention specimens; and designating the date of acquisition or certification the specimens were acquired before the date first included in the CITES appendices)

See **Table 2-3 on page 2-23** to determine which documents are required for the importation of CITES Appendix II regulated timber species.

TABLE 2-3 Determine Which Documents Are Needed for the Importation of CITES Appendix II Regulated Timber Species


If the article traded comes from:	And the country of origin is:	And the permittee is:	And the importer:	Then:
 <p>Use these guidelines in conjunction with 7CFR 319.40 (see the "Wood and Other Forest Products (Articles of the Timber and Lumber Industry)" section of the <i>Miscellaneous and Processed Products Manual</i> (available at http://www.aphis.usda.gov/import_export/plants/manuals/ports/downloads/miscellaneous.pdf), and the Plant Protection Act. When applying these guidelines, first apply the regulations that prevent the entry of plant pests. In addition to PPQ Form 622, <i>Protected Plant Permit</i>, many wood and forest products also require PPQ Form 597, <i>Import Permit for Plants and Plant Products</i> (see also PPQ Form 585, <i>Application to Import Timber or Timber Products</i>).</p>				
<ul style="list-style-type: none"> ◆ <i>Caesalpinia echinata</i> (pernambuco) ◆ <i>Caryocar costaricense</i> (ajillo) ◆ <i>Gonystylus</i> spp. (ramin) ◆ <i>Guaiacum</i> spp. (lignum vitae) ◆ <i>Oreomunnea pterocarpa</i> (gavilan) ◆ <i>Pericopsis elata</i> (afromosia) ◆ <i>Platymiscium pleiostachyum</i> (cristóbal, granadillo) ◆ <i>Pterocarpus santalinus</i> (red sandalwood, redsanders) ◆ <i>Swietenia humilis</i> (Pacific Coast mahogany) 	Any country	Engaged in commercial business ¹	→	GO to page 2-24
		Not engaged in commercial business	→	GO to page 2-25
<i>Swietenia macrophylla</i> ² (bigleaf mahogany)	The Americas ³	Engaged in commercial business ¹	→	GO to page 2-26
		Not engaged in commercial business	→	GO to page 2-26
	Other than The Americas	→	→	GO to page 2-27

TABLE 2-3 Determine Which Documents Are Needed for the Importation of CITES Appendix II Regulated Timber Species (continued)

If the article traded comes from:	And the country of origin is:	And the permittee is:	And the importer:	Then:	
<i>Swietenia mahogany</i> (Caribbean mahogany)	Any country	Engaged in commercial business ¹	→	GO to page 2-28	
		Not engaged in commercial business	→	GO to page 2-29	
<ul style="list-style-type: none"> ◆ <i>Caesalpinia echinata</i> (pernambuco) ◆ <i>Caryocar costaricense</i> (ajillo) ◆ <i>Gonystylus</i> spp. (ramin) ◆ <i>Guaiaacum</i> spp. (lignum vitae) ◆ <i>Oreomunnea pterocarpa</i> (gavilan) ◆ <i>Pericopsis elata</i> (afromosia) ◆ <i>Platymiscium pleiostachyum</i> (crístobal, granadillo) ◆ <i>Pterocarpus santalinus</i> (red sandalwood, redsanders) ◆ <i>Swietenia humilis</i> (Pacific Coast mahogany) 	Any country	Engaged in commercial business ¹	<p>Presents a USDA-issued <i>PPQ Form 622 Protected Plant Permit</i>, and one of the following CITES management authority-issued original⁴ Appendix II documents:</p> <ul style="list-style-type: none"> ◆ Export Permit or Re-export Certificate designating source code W for specimens collected from the wild; or source code A for artificial propagation (plantation grown) ◆ Other Certificate designating Pre-Convention specimens; and designating the date of acquisition or certification the specimens were acquired before the date first included in the CITES appendices <p>Other permits may be required under 7CFR 319.40; see the important advisory at the beginning of this table</p>	GO to Step 5: Collect the Appropriate Documents Associated with the Shipment on page 2-49	
				Lacks the required CITES document	<ol style="list-style-type: none"> 1. PLACE the shipment on HOLD 2. GO to Violations, Seizures, and Forfeitures on page 4-1
				Lacks <i>PPQ Form 622, Protected Plant Permit</i>	ALLOW the exporter to apply for a <i>Protected Plant Permit</i> (see Application for a Protected Plant Permit on page 2-53)
				Has an expired <i>PPQ Form 622, General Permit</i> or <i>Protected Plant Permit</i>	
		Not engaged in commercial business	→	GO to page 2-25	

TABLE 2-3 Determine Which Documents Are Needed for the Importation of CITES Appendix II Regulated Timber Species (continued)

If the article traded comes from:	And the country of origin is:	And the permittee is:	And the importer:	Then:
<i>Swietenia macrophylla</i> ² (bigleaf mahogany)	The Americas ³	_____ →	_____ →	GO to page 2-26
	Other than The Americas	_____ →	_____ →	GO to page 2-27
<i>Swietenia mahogani</i> (Caribbean mahogany)	Any country	_____ →	_____ →	GO to page 2-28
<ul style="list-style-type: none"> ◆ <i>Caesalpinia echinata</i> (pernambuco) ◆ <i>Caryocar costaricense</i> (ajillo) ◆ <i>Gonystylus</i> spp. (ramin) ◆ <i>Guaiacum</i> spp. (lignum vitae) ◆ <i>Oreomunnea pterocarpa</i> (gavilan) ◆ <i>Pericopsis elata</i> (afromosia) ◆ <i>Platymiscium pleiostachyum</i> (crístóbal, granadillo) ◆ <i>Pterocarpus santalinus</i> (red sandalwood, redsanders) ◆ <i>Swietenia humilis</i> (Pacific Coast mahogany) 	Any country	Not engaged in commercial business	Presents one of the following CITES management authority-issued original ⁴ Appendix II documents: <ul style="list-style-type: none"> ◆ Export Permit or Re-export Certificate designating source code W for specimens collected from the wild; or source code A for artificial propagation (plantation grown) ◆ Other Certificate designating Pre-Convention specimens; and designating the date of acquisition or certification the specimens were acquired before the date first included in the CITES appendices <p>Other permits may be required under 7CFR 319.40; see the important advisory at the beginning of this table</p>	GO to Step 5: Collect the Appropriate Documents Associated with the Shipment on page 2-49
			Lacks the required CITES document	<ol style="list-style-type: none"> 1. PLACE the shipment on HOLD 2. GO to Violations, Seizures, and Forfeitures on page 4-1
<i>Swietenia macrophylla</i> ² (bigleaf mahogany)	The Americas ³	_____ →	_____ →	GO to page 2-26
	Other than The Americas	_____ →	_____ →	GO to page 2-28

TABLE 2-3 Determine Which Documents Are Needed for the Importation of CITES Appendix II Regulated Timber Species (continued)



If the article traded comes from:	And the country of origin is:	And the permittee is:	And the importer:	Then:
<i>Swietenia mahogani</i> (Caribbean mahogany)	Any country	Engaged in commercial business ¹		GO to page 2-28
		Not engaged in commercial business		GO to page 2-29
<i>Swietenia macrophylla</i> ² (bigleaf mahogany)	The Americas ³ (includes articles originating in The Americas that were re-exported from another country), except Brazil and Nicaragua ⁵ (see page 2-27)	Engaged in commercial business ¹	Presents a USDA-issued <i>PPQ Form 622, Protected Plant Permit</i> , and one of the following CITES-issued original ⁴ Appendix II documents: <ul style="list-style-type: none"> ◆ Export Permit or Re-export Certificate designating source code W for specimens collected from the wild; or source code A for artificial propagation (plantation grown) ◆ Other Certificate designating Pre-Convention specimens; and designating the date of acquisition or certification that the specimens were acquired before the date first included in the CITES appendices Other permits may be required under 7CFR 319.40; see the important advisory at the beginning of this table	GO to Step 5: Collect the Appropriate Documents Associated with the Shipment on page 2-49
			Lacks the required CITES document	1. PLACE the shipment on HOLD 2. GO to Violations, Seizures, and Forfeitures on page 4-1
			Lacks <i>PPQ Form 622, Protected Plant Permit</i>	ALLOW the exporter to apply for a <i>Protected Plant Permit</i> (see Application for a Protected Plant Permit on page 2-53)
			Has an expired <i>PPQ Form 622, General Permit</i> or <i>Protected Plant Permit</i>	

TABLE 2-3 Determine Which Documents Are Needed for the Importation of CITES Appendix II Regulated Timber Species (continued)



If the article traded comes from:	And the country of origin is:	And the permittee is:	And the importer:	Then:
<i>Swietenia macrophylla</i> ² (bigleaf mahogany)	The Americas ³ (includes articles originating in The Americas that were re-exported from another country), except Brazil and Nicaragua ⁵ (see page 2-27)	Not engaged in commercial business	Presents one of the following CITES-issued original Appendix II documents: <ul style="list-style-type: none"> ◆ Export Permit or Re-export Certificate designating source code W for specimens collected from the wild; or source code A for artificial propagation (plantation grown) ◆ Other Certificate designating Pre-Convention specimens; and designating the date of acquisition or certification the specimens were acquired before the date first included in the CITES appendices Other permits may be required under 7CFR 319.40; see the important advisory at the beginning of this table	GO to Step 5: Collect the Appropriate Documents Associated with the Shipment on page 2-49
			Lacks the required CITES document	1. PLACE the shipment on HOLD 2. GO to Violations, Seizures, and Forfeitures
<i>Swietenia macrophylla</i> ² (bigleaf mahogany)	Brazil and Nicaragua ⁵			1. PLACE the shipment on HOLD 2. CONTACT your Regional CITES Specialist ⁶ for verification of the CITES documentation; if the CITES Specialist is not available, then contact the National CITES Coordinator
	Other than The Americas ³			1. REVIEW the shipping documents to verify the country of origin is not from The Americas 2. If not from The Americas, then this article is not regulated by CITES 3. EXIT this manual

TABLE 2-3 Determine Which Documents Are Needed for the Importation of CITES Appendix II Regulated Timber Species (continued)

If the article traded comes from:	And the country of origin is:	And the permittee is:	And the importer:	Then:
<p><i>Swietenia mahogani</i> (Caribbean mahogany)</p>	<p>Any country</p>	<p>Engaged in commercial business¹</p>	<p>Presents a USDA-issued <i>PPQ Form 622, Protected Plant Permit</i>, and one of the following CITES-issued original⁴ Appendix II documents:</p> <ul style="list-style-type: none"> ◆ Export Permit or Re-export Certificate designating source code W for specimens collected from the wild; or source code A for artificial propagation (plantation grown) ◆ Other Certificate designating Pre-Convention specimens; and designating the date of acquisition or certification the specimens were acquired before the date first included in the CITES appendices <p>Other permits may be required under 7CFR 319.40; see the important advisory at the beginning of this table</p>	<p>GO to Step 5: Collect the Appropriate Documents Associated with the Shipment on page 2-49</p>
			<p>Lacks the required CITES document</p>	<p>1. PLACE the shipment on HOLD 2. GO to Violations, Seizures, and Forfeitures on page 4-1</p>
			<p>Lacks <i>PPQ Form 622, Protected Plant Permit</i></p>	<p>ALLOW the exporter to apply for a <i>Protected Plant Permit</i> (see Application for a Protected Plant Permit on page 2-53)</p>
			<p>Has an expired <i>PPQ Form 622, General Permit or Protected Plant Permit</i></p>	

TABLE 2-3 Determine Which Documents Are Needed for the Importation of CITES Appendix II Regulated Timber Species (continued)

If the article traded comes from:	And the country of origin is:	And the permittee is:	And the importer:	Then:
<i>Swietenia mahogani</i> (Caribbean mahogany)	Any country	Not engaged in commercial business	Presents one of the following CITES-issued original ⁴ Appendix II documents: <ul style="list-style-type: none"> ◆ Export Permit or Re-export Certificate designating source code W for specimens collected from the wild; or source code A for artificial propagation (plantation grown) ◆ Other Certificate designating Pre-Convention specimens; and designating the date of acquisition or certification the specimens were acquired before the date first included in the CITES appendices Other permits may be required under 7CFR 319.40; see the important advisory at the beginning of this table	GO to Step 5: Collect the Appropriate Documents Associated with the Shipment on page 2-49
			Lacks the required CITES document	1. PLACE the shipment on HOLD 2. GO to Violations, Seizures, and Forfeitures

- 1 Engaged in commercial business is defined as trade for the purpose of selling, bartering, collecting, or otherwise as a livelihood for gain or profit.
- 2 Listed by the Convention to include the *Swietenia macrophylla* populations of The Americas **only**. *Swietenia macrophylla* trees cut in any country **other than** The Americas are **not** regulated by CITES.
- 3 The Americas include Central America, North America (includes Mexico **only**), and South America. The Americas also includes articles that originated in The Americas, but were re-exported from another country.
- 4 A CITES-issued original is defined as an original CITES document issued by a CITES Management Authority or an authority authorized by a CITES Management Authority.
- 5 There is a moratorium on the export of *Swietenia macrophylla* (bigleaf mahogany) from Brazil and Nicaragua.
- 6 CITES Specialist for PPQ Eastern Region, John Arcery, e-mail john.n.arcery@aphis.usda.gov; CITES Specialist for PPQ Western Region, Timothy Torbett, e-mail timothy.j.torbett@aphis.usda.gov. National CITES Coordinator, John Veremis, e-mail john.veremis@aphis.usda.gov; FAX 301-734-3560.

Required Documents for Importation of Appendix III Timber Species

The importation of CITES Appendix III timber species is permitted when presented with the appropriate documentation issued by a CITES management authority for the following categories of trade:

- ◆ Articles derived from trees cut in the wild originating from a country that included the species in Appendix III (when presented with a CITES management authority-issued *CITES Export Permit* or *Re-export Certificate* designating source code W for specimens collected from the wild)
- ◆ Articles derived from trees cut in the wild originating from a country **other than** the country that included the species in Appendix III (when presented with a CITES management authority-issued *CITES Certificate of Origin* or *Re-export Certificate* designating source code W)
- ◆ Articles derived from plantation-grown trees (when presented with a CITES management authority-issued *CITES Export Permit* or *Re-export Certificate* designating source code A for artificial propagation)
- ◆ Articles acquired prior to the date the CITES Convention listed the species (when presented with a CITES management authority-issued *CITES Other Certificate* designating Pre-Convention specimens; and designating the date of acquisition or certification the specimens were acquired before the date first included in the CITES appendices)

See **Table 2-4 on page 2-31** to determine which documents are required for the importation of CITES Appendix III regulated timber species.

TABLE 2-4 Determine Which Documents Are Needed for the Importation of CITES Appendix III Timber Species











If the timber species is:	And the country of origin is:	And the permittee is:	And the importer:	Then:
 <p>Use these guidelines in conjunction with 7CFR 319.40 (see the “Wood and Other Forest Products (Articles of the Timber and Lumber Industry)” section of the <i>Miscellaneous and Processed Products Manual</i> (available at http://www.aphis.usda.gov/import_export/plants/manuals/ports/downloads/miscellaneous.pdf), and the Plant Protection Act. When applying these guidelines, first apply the regulations that prevent the entry of plant pests. In addition to <i>PPQ Form 622, Protected Plant Permit</i>, many wood and forest products also require <i>PPQ Form 597, Import Permit for Plants and Plant Products</i> (see also <i>PPQ Form 585, Application to Import Timber or Timber Products</i>).</p>				
<i>Bulnesia sarmientoi</i> (gaiacwood)	Argentina (includes articles originating in Argentina that were re-exported from another country)	Engaged in commercial business ²		GO to page 2-33
		Not engaged in commercial business		GO to page 2-33
	Other than Argentina			GO to page 2-35
<i>Cedrela odorata</i> (Spanish cedar)	Colombia, Guatemala, or Peru ¹ (includes articles originating in Columbia, Guatemala, or Peru that were re-exported from another country)	Engaged in commercial business ²		GO to page 2-37
		Not engaged in commercial business		GO to page 2-38
	Other than Columbia, Guatemala, or Peru			GO to page 2-38
◆ <i>Dalbergia retusa</i> (Nicaraguan rosewood) ◆ <i>Dalbergia Stevensonii</i> (Honduran rosewood)	Guatemala (includes articles originating in Guatemala that were re-exported from another country)	Engaged in commercial business ²		GO to page 2-39
		Not engaged in commercial business		GO to page 2-39
	Other than Guatemala			GO to page 2-40

TABLE 2-4 Determine Which Documents Are Needed for the Importation of CITES Appendix III Timber Species (continued)

If the timber species is:	And the country of origin is:	And the permittee is:	And the importer:	Then:
<i>Dipteryx panamensis</i> (almendro)	Costa Rica or Nicaragua (includes articles originating in Costa Rica or Nicaragua that were re-exported from another country)	Engaged in commercial business ²	→	GO to page 2-41
		Not engaged in commercial business	→	GO to page 2-41
	Other than Costa Rica or Nicaragua	Engaged in commercial business ²	→	GO to page 2-43
		Not engaged in commercial business	→	GO to page 2-43
<ul style="list-style-type: none"> ◆ <i>Magnolia liliifera</i> var. obovata ◆ <i>Podocarpus neriifolius</i> (podocarp) ◆ <i>Tetracentron sinense</i> (Tetracentron) 	Nepal (includes articles originating in Nepal that were re-exported from another country)	Engaged in commercial business ²	→	GO to page 2-45
		Not engaged in commercial business	→	GO to page 2-45
	Other than Nepal	Engaged in commercial business ²	→	Go to page 2-47
		Not engaged in commercial business	→	GO to page 2-47

TABLE 2-4 Determine Which Documents Are Needed for the Importation of CITES Appendix III Timber Species (continued)

If the timber species is:	And the country of origin is:	And the permittee is:	And the importer:	Then:
<i>Bulnesia sarmientoi</i> (gaiacwood)	Argentina (includes articles originating in Argentina that were re-exported from another country)	Engaged in commercial business ²	Presents a USDA-issued <i>PPQ Form 622, Protected Plant Permit</i> , and one of the following CITES-issued original ³ Appendix III documents: <ul style="list-style-type: none"> ◆ Export Permit or Re-export Certificate designating source code W for specimens collected from the wild; or source code A for artificial propagation (plantation grown) ◆ Other Certificate designating Pre-Convention specimens; and designating the date of acquisition or certification the specimens were acquired before the date first included in the CITES appendices Other permits may be required under 7CFR 319.40; see the important advisory at the beginning of this table	GO to Step 5: Collect the Appropriate Documents Associated with the Shipment on page 2-49
			Lacks the required CITES document	1. PLACE the shipment on HOLD 2. GO to Violations, Seizures, and Forfeitures on page 4-1
			Lacks <i>PPQ Form 622, Protected Plant Permit</i>	ALLOW the exporter to apply for a <i>Protected Plant Permit</i>
			Has an expired <i>PPQ Form 622, General Permit</i> or <i>Protected Plant Permit</i>	(see Application for a Protected Plant Permit on page 2-53)

TABLE 2-4 Determine Which Documents Are Needed for the Importation of CITES Appendix III Timber Species (continued)

If the timber species is:	And the country of origin is:	And the permittee is:	And the importer:	Then:
<i>Bulnesia sarmientoi</i> (gaiacwood)	Argentina (includes articles originating in Argentina that were re-exported from another country)	Not engaged in commercial business	Presents one of the following CITES-issued original ³ Appendix III documents: ◆ Export Permit or Re-export Certificate designating source code W for specimens collected from the wild; or source code A for artificial propagation (plantation grown) ◆ Other Certificate designating Pre-Convention specimens; and designating the date of acquisition or certification the specimens were acquired before the date first included in the CITES appendices Other permits may be required under 7CFR 319.40; see the important advisory at the beginning of this table	GO to Step 5: Collect the Appropriate Documents Associated with the Shipment on page 2-49
			Lacks the required CITES document	1. PLACE the shipment on HOLD 2. GO to Violations, Seizures, and Forfeitures on page 4-1

TABLE 2-4 Determine Which Documents Are Needed for the Importation of CITES Appendix III Timber Species (continued)

If the timber species is:	And the country of origin is:	And the permittee is:	And the importer:	Then:
<i>Bulnesia sarmientoi</i> (gaiacwood)	Other than Argentina	Engaged in commercial business ²	Presents a USDA-issued <i>PPQ Form 622, Protected Plant Permit</i> and one of the following Appendix III CITES-issued original ³ documents: <ul style="list-style-type: none"> ◆ Certificate of Origin⁴ ◆ Re-export Certificate designating source code W for specimens collected from the wild; or source code A for artificial propagation (plantation grown) ◆ Other Certificate designating Pre-Convention specimens; and designating the date of acquisition or certification the specimens were acquired before the date first included in the CITES appendices Other permits may be required under 7CFR 319.40; see the important advisory at the beginning of this table	GO to Step 5: Collect the Appropriate Documents Associated with the Shipment on page 2-49
			Lacks the required CITES document	1. PLACE the shipment on HOLD 2. GO to Violations, Seizures, and Forfeitures on page 4-1
			Lacks <i>PPQ Form 622, Protected Plant Permit</i>	ALLOW the exporter to apply for a Protected Plant Permit (see Application for a Protected Plant Permit on page 2-53)
			Has an expired <i>PPQ Form 622, General Permit or Protected Plant Permit</i>	

TABLE 2-4 Determine Which Documents Are Needed for the Importation of CITES Appendix III Timber Species (continued)

If the timber species is:	And the country of origin is:	And the permittee is:	And the importer:	Then:
<i>Bulnesia sarmientoi</i> (gaiacwood)	Other than Argentina	Not engaged in commercial business	REQUIRE one the following Appendix III CITES-issued original ³ documents: <ul style="list-style-type: none"> ◆ Certificate of Origin⁴ ◆ Re-export Certificate designating source code W for specimens collected from the wild; or source code A for artificial propagation (plantation grown) ◆ Other Certificate designating Pre-Convention specimens; and designating the date of acquisition or certification the specimens were acquired before the date first included in the CITES appendices Other permits may be required under 7CFR 319.40; see the important advisory at the beginning of this table	GO to Step 5: Collect the Appropriate Documents Associated with the Shipment on page 2-49
			Lacks the required CITES document	1. PLACE the shipment on HOLD 2. GO to Violations, Seizures, and Forfeitures on page 4-1

TABLE 2-4 Determine Which Documents Are Needed for the Importation of CITES Appendix III Timber Species (continued)

If the timber species is:	And the country of origin is:	And the permittee is:	And the importer:	Then:
<p><i>Cedrela odorata</i> (Spanish cedar)</p>	<p>Colombia, Guatemala, or Peru¹</p> <p>(includes articles originating in Columbia, Guatemala, or Peru that were re-exported from another country)</p>	<p>Engaged in commercial business²</p>	<p>Presents a USDA-issued <i>PPQ Form 622, Protected Plant Permit</i>, and one of the following CITES-issued original³ Appendix III documents:</p> <ul style="list-style-type: none"> ◆ Export Permit or Re-export Certificate designating source code W for specimens collected from the wild; or source code A for artificial propagation (plantation grown) ◆ Other Certificate designating Pre-Convention specimens; and designating the date of acquisition or certification the specimens were acquired before the date first included in the CITES appendices <p>Other permits may be required under 7CFR 319.40; see the important advisory at the beginning of this table</p>	<p>GO to Step 5: Collect the Appropriate Documents Associated with the Shipment on page 2-49</p>
			<p>Lacks the required CITES document</p>	<p>1. PLACE the shipment on HOLD</p> <p>2. GO to Violations, Seizures, and Forfeitures on page 4-1</p>
			<p>Lacks <i>PPQ Form 622, Protected Plant Permit</i></p>	<p>ALLOW the exporter to apply for a <i>Protected Plant Permit</i> (see Application for a Protected Plant Permit on page 2-53)</p>
			<p>Has an expired <i>PPQ Form 622, General Permit or Protected Plant Permit</i></p>	

TABLE 2-4 Determine Which Documents Are Needed for the Importation of CITES Appendix III Timber Species (continued)

If the timber species is:	And the country of origin is:	And the permittee is:	And the importer:	Then:
<p><i>Cedrela odorata</i> (Spanish cedar)</p>	<p>Colombia, Guatemala, or Peru¹</p> <p>(includes articles originating in Columbia, Guatemala, or Peru that were re-exported from another country)</p>	<p>Not engaged in commercial business</p>	<p>Presents one of the following CITES-issued original³ Appendix III documents:</p> <ul style="list-style-type: none"> ◆ Export Permit or Re-export Certificate designating source code W for specimens collected from the wild; or source code A for artificial propagation (plantation grown) ◆ Other Certificate designating Pre-Convention specimens; and designating the date of acquisition or certification the specimens were acquired before the date first included in the CITES appendices <p>Other permits may be required under 7CFR 319.40; see the important advisory at the beginning of this table</p>	<p>GO to Step 5: Collect the Appropriate Documents Associated with the Shipment on page 2-49</p>
			<p>Lacks the required CITES document</p>	<ol style="list-style-type: none"> 1. PLACE the shipment on HOLD 2. GO to Violations, Seizures, and Forfeitures on page 4-1
	<p>Other than Colombia, Guatemala, or Peru</p>		<p style="text-align: center;">—————→</p>	<ol style="list-style-type: none"> 1. REVIEW the shipping documents to verify the country of origin is other than Colombia, Guatemala, or Peru; then this article is not regulated by CITES 2. EXIT this manual

TABLE 2-4 Determine Which Documents Are Needed for the Importation of CITES Appendix III Timber Species (continued)

If the timber species is:	And the country of origin is:	And the permittee is:	And the importer:	Then:
<ul style="list-style-type: none"> ◆ <i>Dalbergia retusa</i> (Nicaraguan rosewood) ◆ <i>Dalbergia stevensonii</i> (Honduran rosewood) 	Guatemala (includes articles originating in Guatemala that were re-exported from another country)	Engaged in commercial business	<p>Presents a USDA-issued <i>PPQ Form 622, Protected Plant Permit</i>, and one of the following CITES-issued original³ Appendix III documents:</p> <ul style="list-style-type: none"> ◆ Export Permit or Re-export Certificate designating source code W for specimens collected from the wild; or source code A for artificial propagation (plantation grown) ◆ Other Certificate designating Pre-Convention specimens; and designating the date of acquisition or certification the specimens were acquired before the date first included in the CITES appendices <p>Other permits may be required under 7CFR 319.40; see the important advisory at the beginning of this table</p>	GO to Step 5: Collect the Appropriate Documents Associated with the Shipment on page 2-49
			<p>Lacks the required CITES document</p>	<ol style="list-style-type: none"> 1. PLACE the shipment on HOLD 2. GO to Violations, Seizures, and Forfeitures on page 4-1
			<p>Lacks <i>PPQ Form 622, Protected Plant Permit</i></p>	<p>ALLOW the exporter to apply for a <i>Protected Plant Permit</i> (see Application for a Protected Plant Permit on page 2-53)</p>
			<p>Has an expired <i>PPQ Form 622, General Permit</i> or <i>Protected Plant Permit</i></p>	

TABLE 2-4 Determine Which Documents Are Needed for the Importation of CITES Appendix III Timber Species (continued)


If the timber species is:	And the country of origin is:	And the permittee is:	And the importer:	Then:
<ul style="list-style-type: none"> ◆ <i>Dalbergia retusa</i> (Nicaraguan rosewood) ◆ <i>Dalbergia stevensonii</i> (Honduran rosewood) 	Guatemala (includes articles originating in Guatemala that were re-exported from another country)	Not engaged in commercial business	<p>Presents one of the following CITES-issued original³ Appendix III documents:</p> <ul style="list-style-type: none"> ◆ Export Permit or Re-export Certificate designating source code W for specimens collected from the wild; or source code A for artificial propagation (plantation grown) ◆ Other Certificate designating Pre-Convention specimens; and designating the date of acquisition or certification the specimens were acquired before the date first included in the CITES appendices <p>Other permits may be required under 7CFR 319.40; see the important advisory at the beginning of this table</p>	<p>GO to Step 5: Collect the Appropriate Documents Associated with the Shipment on page 2-49</p>
<ul style="list-style-type: none"> ◆ <i>Dalbergia retusa</i> (Nicaraguan rosewood) ◆ <i>Dalbergia stevensonii</i> (Honduran rosewood) 	Other than Guatemala			<ol style="list-style-type: none"> 1. REVIEW the shipping documents to verify the country of origin is other than Guatemala; this article is not regulated by CITES 2. EXIT this manual
			<p>Lacks the required CITES document</p>	<ol style="list-style-type: none"> 1. PLACE the shipment on HOLD 2. GO to Violations, Seizures, and Forfeitures on page 4-1

TABLE 2-4 Determine Which Documents Are Needed for the Importation of CITES Appendix III Timber Species (continued)

If the timber species is:	And the country of origin is:	And the permittee is:	And the importer:	Then:
<i>Dipteryx panamensis</i> (almendro)	Costa Rica or Nicaragua (includes articles originating in Costa Rica or Nicaragua that were re-exported from another country)	Engaged in commercial business ²	Presents a USDA-issued <i>PPQ Form 622, General Plant Permit</i> or <i>Protected Plant Permit</i> , and one of the following CITES-issued original³ Appendix III documents: <ul style="list-style-type: none"> ◆ Export Permit or Re-export Certificate designating source code W for specimens collected from the wild; or source code A for artificial propagation (plantation grown) ◆ Other Certificate designating Pre-Convention specimens; and designating the date of acquisition or certification the specimens were acquired before the date first included in the CITES appendices Other permits may be required under 7CFR 319.40; see the important advisory at the beginning of this table	GO to Step 5: Collect the Appropriate Documents Associated with the Shipment on page 2-49
			Lacks the required CITES document	1. PLACE the shipment on HOLD 2. GO to Violations, Seizures, and Forfeitures on page 4-1
			Lacks <i>PPQ Form 622, Protected Plant Permit</i>	1. ALLOW the exporter to apply for a <i>Protected Plant Permit</i>
			Has an expired <i>PPQ Form 622, General Permit</i> or <i>Protected Plant Permit</i>	2. GO Application for a Protected Plant Permit on page 2-53

TABLE 2-4 Determine Which Documents Are Needed for the Importation of CITES Appendix III Timber Species (continued)

If the timber species is:	And the country of origin is:	And the permittee is:	And the importer:	Then:
<p><i>Dipteryx panamensis</i> (almendro)</p>	<p>Costa Rica or Nicaragua (includes articles originating in Costa Rica or Nicaragua that were re-exported from another country)</p>	<p>Not engaged in commercial business</p>	<p>Presents one of the following CITES-issued original³ Appendix III documents:</p> <ul style="list-style-type: none"> ◆ Export Permit or Re-export Certificate designating source code W for specimens collected from the wild; or source code A for artificial propagation (plantation grown) ◆ Other Certificate designating Pre-Convention specimens; and designating the date of acquisition or certification the specimens were acquired before the date first included in the CITES appendices <p>Other permits may be required under 7CFR 319.40; see the important advisory at the beginning of this table</p>	<p>GO to Step 5: Collect the Appropriate Documents Associated with the Shipment on page 2-49</p>
			<p>Lacks the required CITES document</p>	<ol style="list-style-type: none"> 1. PLACE the shipment on HOLD 2. GO to Violations, Seizures, and Forfeitures on page 4-1

TABLE 2-4 Determine Which Documents Are Needed for the Importation of CITES Appendix III Timber Species (continued)

If the timber species is:	And the country of origin is:	And the permittee is:	And the importer:	Then:
<i>Dipteryx panamensis</i> (almendro)	Other than Costa Rica or Nicaragua	Engaged in commercial business ²	Presents a USDA-issued <i>PPQ Form 622, General Plant Permit</i> or <i>Protected Plant Permit</i> , and one of the following CITES-issued original ³ Appendix III documents: <ul style="list-style-type: none"> ◆ Certificate of Origin⁴ ◆ Export Permit or Re-export Certificate designating source code W for specimens collected from the wild; or source code A for artificial propagation (plantation grown) ◆ Other Certificate designating Pre-Convention specimens; and designating the date of acquisition or certification the specimens were acquired before the date first included in the CITES appendices Other permits may be required under 7CFR 319.40; see the important advisory at the beginning of this table	GO to Step 5: Collect the Appropriate Documents Associated with the Shipment on page 2-49
			Lacks the required CITES document	1. PLACE the shipment on HOLD 2. GO to Violations, Seizures, and Forfeitures on page 4-1
			Lacks <i>PPQ Form 622, Protected Plant Permit</i>	ALLOW the exporter to apply for a <i>Protected Plant Permit</i> (see Application for a Protected Plant Permit on page 2-53)
			Has an expired <i>PPQ Form 622, General Permit</i> or <i>Protected Plant Permit</i>	

TABLE 2-4 Determine Which Documents Are Needed for the Importation of CITES Appendix III Timber Species (continued)

If the timber species is:	And the country of origin is:	And the permittee is:	And the importer:	Then:
<i>Dipteryx panamensis</i> (almendro)	Other than Costa Rica or Nicaragua	Not engaged in commercial business	Presents one of the following CITES-issued original ³ Appendix III documents: <ul style="list-style-type: none"> ◆ Certificate of Origin⁴ ◆ Export Permit or Re-export Certificate designating source code W for specimens collected from the wild; or source code A for artificial propagation (plantation grown) ◆ Other Certificate designating Pre-Convention specimens; and designating the date of acquisition or certification the specimens were acquired before the date first included in the CITES appendices Other permits may be required under 7CFR 319.40; see the important advisory at the beginning of this table	GO to Step 5: Collect the Appropriate Documents Associated with the Shipment on page 2-49
			Lacks the required CITES document	1. PLACE the shipment on HOLD 2. GO to Violations, Seizures, and Forfeitures on page 4-1

TABLE 2-4 Determine Which Documents Are Needed for the Importation of CITES Appendix III Timber Species (continued)

If the timber species is:	And the country of origin is:	And the permittee is:	And the importer:	Then:
<ul style="list-style-type: none"> ◆ <i>Magnolia liliifera</i> var. obovata ◆ <i>Podocarpus nerifolius</i> (podocarp) ◆ <i>Tetracentron sinense</i> (Tetracentron) 	Nepal (includes articles originating in Nepal that were re-exported from another country)	Engaged in commercial business ²	Presents a USDA-issued <i>PPQ Form 622, Protected Plant Permit</i> , and one of the following Appendix III CITES-issued original ³ documents: <ul style="list-style-type: none"> ◆ Export Permit or Re-export Certificate designating source code W for specimens collected from the wild; or source code A for artificial propagation (plantation grown) ◆ Other Certificate designating Pre-Convention specimens; and designating the date of acquisition or certification the specimens were acquired before the date first included in the CITES appendices Other permits may be required under 7CFR 319.40; see the important advisory at the beginning of this table	GO to Step 5: Collect the Appropriate Documents Associated with the Shipment on page 2-49
			Lacks the required CITES document	1. PLACE the shipment on HOLD 2. GO to Violations, Seizures, and Forfeitures on page 4-1
			Lacks <i>PPQ Form 622, Protected Plant Permit</i>	ALLOW the exporter to apply for a <i>Protected Plant Permit</i> (see Application for a Protected Plant Permit on page 2-53)
			Has an expired <i>PPQ Form 622, General Permit</i> or <i>Protected Plant Permit</i>	

TABLE 2-4 Determine Which Documents Are Needed for the Importation of CITES Appendix III Timber Species (continued)

If the timber species is:	And the country of origin is:	And the permittee is:	And the importer:	Then:
<ul style="list-style-type: none"> ◆ <i>Magnolia liliifera</i> var. obovata ◆ <i>Podocarpus nerifolius</i> (podocarp) ◆ <i>Tetracentron sinense</i> (Tetracentron) 	Nepal (includes articles originating in Nepal that were re-exported from another country)	Not engaged in commercial business	Presents one of the following Appendix III CITES-issued original³ documents: <ul style="list-style-type: none"> ◆ Export Permit or Re-export Certificate designating source code W for specimens collected from the wild; or source code A for artificial propagation (plantation grown) ◆ Other Certificate designating Pre-Convention specimens; and designating the date of acquisition or certification the specimens were acquired before the date first included in the CITES appendices Other permits may be required under 7CFR 319.40; see the important advisory at the beginning of this table	GO to Step 5: Collect the Appropriate Documents Associated with the Shipment on page 2-49
			Lacks the required CITES document	1. PLACE the shipment on HOLD 2. GO to Violations, Seizures, and Forfeitures on page 4-1

TABLE 2-4 Determine Which Documents Are Needed for the Importation of CITES Appendix III Timber Species (continued)

If the timber species is:	And the country of origin is:	And the permittee is:	And the importer:	Then:
<ul style="list-style-type: none"> ◆ <i>Magnolia liliifera</i> var. obovata ◆ <i>Podocarpus nerifolius</i> (podocarp) ◆ <i>Tetracentron sinense</i> (Tetracentron) 	Other than Nepal	Engaged in commercial business ²	<p>Presents a USDA-issued <i>PPQ Form 622, Protected Plant Permit</i>, and one of the following Appendix III CITES-issued original³ documents:</p> <ul style="list-style-type: none"> ◆ Certificate of Origin⁴ ◆ Export Permit or Re-export Certificate designating source code W for specimens collected from the wild; or source code A for artificial propagation (plantation grown) ◆ Other Certificate designating Pre-Convention specimens; and designating the date of acquisition or certification the specimens were acquired before the date first included in the CITES appendices <p>Other permits may be required under 7CFR 319.40; see the important advisory at the beginning of this table</p>	GO to Step 5: Collect the Appropriate Documents Associated with the Shipment on page 2-49
			<p>Lacks the required CITES document</p>	<ol style="list-style-type: none"> 1. PLACE the shipment on HOLD 2. GO to Violations, Seizures, and Forfeitures on page 4-1
			<p>Lacks <i>PPQ Form 622, Protected Plant Permit</i></p>	<p>ALLOW the exporter to apply for a Protected Plant Permit (see Application for a Protected Plant Permit on page 2-53)</p>
			<p>Has an expired <i>PPQ Form 622, General Permit or Protected Plant Permit</i></p>	

TABLE 2-4 Determine Which Documents Are Needed for the Importation of CITES Appendix III Timber Species (continued)

If the timber species is:	And the country of origin is:	And the permittee is:	And the importer:	Then:
<ul style="list-style-type: none"> ◆ <i>Magnolia liliifera</i> var. obovata ◆ <i>Podocarpus nerifolius</i> (podocarp) ◆ <i>Tetracentron sinense</i> (Tetracentron) 	Other than Nepal	Not engaged in commercial business	<p>REQUIRE one of the following Appendix III CITES-issued original³ documents:</p> <ul style="list-style-type: none"> ◆ Certificate of Origin⁴ ◆ Export Permit or Re-export Certificate designating source code W for specimens collected from the wild; or source code A for artificial propagation (plantation grown) ◆ Other Certificate designating Pre-Convention specimens; and designating the date of acquisition or certification the specimens were acquired before the date first included in the CITES appendices <p>Other permits may be required under 7CFR 319.40; see the important advisory at the beginning of this table</p>	GO to Step 5: Collect the Appropriate Documents Associated with the Shipment on page 2-49
			Lacks the required CITES document	<ol style="list-style-type: none"> 1. PLACE the shipment on HOLD 2. GO to Violations, Seizures, and Forfeitures on page 4-1

- 1 Listed on CITES Appendix III by Colombia for *Cedreia odorata* populations of Colombia **only**, by Guatemala for populations of Guatemala **only**, and by Peru for *Cedreia odorata* populations of Peru **only**. *Cedreia odorata* trees cut in any country **other than** Colombia, Guatemala, or Peru are **not** regulated by CITES.
- 2 Engaged in commercial business is defined as trade for the purpose of selling, bartering, collecting, or otherwise as a livelihood for gain or profit.
- 3 A CITES-issued original is defined as an original CITES document issued by a CITES Management Authority or an authority authorized by a CITES Management Authority.
- 4 Some CITES Management Authorities will issue a CITES Export Permit in place of a CITES Certificate of Origin.

Step 5: Collect the Appropriate Documents Associated with the Shipment

Collect the following documents associated with the shipment:

- ◆ Original CITES Export documents issued by the exporting country's CITES Management Authority
- ◆ USDA-issued *Protected Plant Permit*, for importers engaged in the commercial trade of CITES listed plants (see **PPQ Form 622, Protected Plant Permit** on **page A-17** and **PPQ Form 621, Application for Protected Plant Permit to Engage in Business of Importing, Exporting, or Re-exporting...** on **page A-13**)
 - ❖ If the importer **does not** have a permit, then you may allow the importer to apply for one (see **Step 7: Ensure the Protected Plant Permit Has Not Expired** on **page 2-53** and follow the directions for allowing the importer to renew an expired permit)
- ◆ Cargo paperwork associated with the shipment (such as bill of lading, air waybill, U.S. Customs entry, invoice, and dimensional specification sheets²)

Timber for Importation that Has Been Re-exported from Another Country

You may encounter CITES regulated timber species, or logs or articles made from regulated timber species and offered for importation that have been re-exported from another country.

EXAMPLE

A shipment of Mexican lignum vitae (*Guaiacum officinale*) lumber may be re-exported from Canada to the U.S. In this case, the shipment requires a CITES Re-export Certificate from the Canadian Management Authority.

EXAMPLE

A shipment of Peruvian Spanish cedar (*cedrela odorata*) lumber may be re-exported from Bolivia to the U.S. In this case, the shipment requires a CITES Re-export Certificate from the Bolivian Management Authority.

For such re-exported shipments continue using these guidelines, but verify the validity of the Re-export Certificate from the Management Authority in the country from which the shipment is being re-exported rather than a CITES document from where the lumber was cut.

Continue to **Step 6: Verify the CITES Document Is Authentic and Acceptable** on **page 2-50**.

² Dimensional specification sheets are used for articles that are imported in quantities expressed in cubic meters, square meters, or board feet, and inventory the size of each piece of lumber or veneer in each bundle shipped. Usually there will be more than one dimensional inventory sheet with each shipment.

Step 6: Verify the CITES Document Is Authentic and Acceptable

Compare the CITES document accompanying the shipment to an official example of that country's document provided in **Appendix D** to verify that they match. If an example of a CITES document for a particular country is **not** provided, then see the **Standard CITES Form** on **page D-8**, and pay close attention to the instructions for **Block 6** in **Table 2-5**.



Do not accept a CITES Permit or Certificate that is altered, modified, or crossed-out unless the modification or crossing out has been authenticated by the stamp and signature of the authority issuing the document.

If you are presented with an altered or questionable CITES document, then place the shipment on HOLD and contact a PPQ Regional Botanist through proper channels for assistance.

See the instructions in **Table 2-5 on page 2-51** to verify that the CITES document is valid.

TABLE 2-5 Instructions for CITES Document Verification and Validation




Standardized Block No.	Instructions
	<p>The heading <i>Standardized Block No.</i> above refers to the block location on a standard CITES form; these numbers may vary according to the difference in format used by each country.</p>
1	<p>Permit Number and Type of Document Issued</p> <p>VERIFY the type of CITES document presented (Export Permit/Certificate, Certificate of Origin, Re-export Certificate, or Other) corresponds with the category of trade</p>
2	<p>Expiration Date</p> <ol style="list-style-type: none"> 1. VERIFY that the document has not expired. The validity of a CITES document expires at midnight (local time at the place of presentation) on the date indicated on the document. All activities, including but not limited to transport and presentation for import must be completed before that time 2. If the document has expired or was issued retrospectively, then STOP processing the importation 3. PLACE the shipment on HOLD and CONTACT a PPQ Regional Botanist (through proper channels) for assistance  <p>A CITES Certificate of Origin may be valid for up to 12 months after the issuance date. A CITES Export Permit or Re-export Certificate may be valid for up to 6 months after the issuance date; however, under specific circumstances detailed in <i>Conference Resolution 12.3, Section XI</i> (see page B-4), the CITES Management Authority can extend the expiration date of an Export Permit or Re-export Certificate.</p>
3 & 4	<p>Name and Address of Importer and Exporter</p> <ol style="list-style-type: none"> 1. VERIFY that the name and address of the importer and exporter matches the information on the accompanying shipping documents 2. VERIFY that the CITES document designates a U.S. consignee 3. If you are presented with a CITES document addressed to a foreign company, then PLACE the shipment on HOLD and CONTACT a PPQ Regional Botanist through proper channels  <p>Although <i>Conference Resolution 12.3, Section XI</i> (see page B-4), accommodates for rerouting and a change of destination, this resolution is intended for the sale of logs, lumber, or veneer of CITES Appendix II or III timber species to a U.S. company while a shipment is in transit. The resolution does not apply to a U.S. company utilizing a CITES document issued to a foreign affiliate's address.</p>
5	<p>Special Conditions</p> <p>VERIFY that the shipment meets all special conditions placed on the shipment by the issuing Management Authority</p>
6	<p>Name and Address of the Issuing Management Authority</p> <ol style="list-style-type: none"> 1. CONFIRM by comparing to an example of that country's CITES document, that the name and address on the document is the legitimate issuing authority (see Appendix D) 2. If the issuing authority's name and address does not match the example or a copy of a CITES document for the country is not provided, then GO to the CITES database for a list of names and addresses of all the management authorities (see http://www.cites.org/common/directy/e_directy.html)

TABLE 2-5 Instructions for CITES Document Verification and Validation (continued)

Standardized Block No.		Instructions
7 & 8	Scientific name (genus and species) and common name	VERIFY by review of the shipping documents and later by inspection of the commodity, that the scientific name of the article matches the items being imported
9	Description of the specimens	VERIFY by review of the shipping documents and later by inspection of the commodity, that the description of the article matches the items being imported
10	Appendix Number	VERIFY the CITES Appendix number (of the species being imported) listed and found in Table 2-1 agrees with the Appendix number listed on the CITES document
11	Quantity (including unit)	VERIFY the quantity entered agrees with the quantity declared on the accompanying shipping documents (see Step 8: Verify the Quantities Are Authorized) and by inspection of the commodity (see Step 9: Inspect the Shipment)
13	Permit/certificate issued by Place/Date/Official Seal	<ol style="list-style-type: none"> 1. VERIFY the date of issuance is on or prior to the date of lading (date of export). This information can be found on the bill of lading or air waybill 2. If presented with a retrospectively-issued¹ CITES document, then DO NOT ACCEPT; CONTACT your regional CITES Specialist

¹ A retrospectively-issued CITES document is one that was issued after the date the shipment was exported (date of lading).

If the CITES document is presented to you with incomplete or inaccurate information, or the document has expired³, or the document was issued retrospectively, or you **cannot verify any item on the document (listed in [Table 2-5](#)), then STOP processing the importation. Place the shipment on HOLD and contact a PPQ Regional Botanist (through proper channels) for assistance.**

If the CITES document is acceptable, then continue to [Step 7: Ensure the Protected Plant Permit Has Not Expired](#).

³ The validity of a CITES document expires at midnight (local time at the place of presentation) on the date indicated on the document. All activities, including but **not** limited to transport and presentation for import **must** be completed before that time.

Step 7: Ensure the Protected Plant Permit Has Not Expired

The USDA-issued *PPQ Form 622, Protected Plant Permit*, is valid for two years. Check the expiration date located in the bottom left-hand corner of the *Protected Plant Permit*. The *Protected Plant Permit* remains valid until the expiration date specified on the permit.

If the importer **does not** have a *PPQ Form 622, Protected Plant Permit* or the permit has expired, then continue to **Application for a Protected Plant Permit** below. Previously-issued *General Permits* have now expired.

Application for a Protected Plant Permit

A new application is required for both first-time applicants and upon expiration of the currently-held *General Permit* or *Protected Plant Permit*.



If the importer is a repeat violator who has disregarded your instructions to secure a *Protected Plant Permit*, then go to [Violations of USDA Regulations](#) on page 4-2 before continuing in this section.

Use the following procedures for having the importer apply for the USDA-issued *PPQ Form 622, Protected Plant Permit*:

1. Call the Permit Unit at either 877/770-5990 (toll free number), or 301/734-8332. If using the toll free number, press '3' to reach the Plants Desk and ask for a *Protected Plant Permit* number.
2. Write the *Protected Plant Permit* number at the top of the application, *PPQ Form 621, Application for Protected Plant Permit to Engage in the Business of Importing Exporting, or Re-exporting Terrestrial Plants*.
3. Have the importer complete the application. Collect a check from the importer for \$70, made payable to "Plant Protection and Quarantine".
4. Mail the completed *PPQ Form 621* along with the check to the following address:

USDA-APHIS-PPQ
PPQ Permit Unit
4700 River Road, Unit 136
Riverdale, MD 20737-1236

Once you are satisfied that the importer has submitted the required application and fee, then continue to process the importation.

Step 8: Verify the Quantities Are Authorized

Review the entry paperwork accompanying the shipment to verify the quantity being imported corresponds with the quantity authorized on the CITES document (see *Block 11* on the standard CITES form).

The unit of quantity listed on a CITES document will vary according to the type of article. A list of commodities and the corresponding unit of measure or quantity (as recommended by the Convention or commonly used on CITES documents) follows in **Figure 2-4** below.

Commodity	Unit
Dowels	Cubic meters (m ³)
Logs	Cubic meters (m ³)
Lumber	Cubic meters (m ³) or board feet (bf)
Miscellaneous (furniture, pool cues, tool handles, and other similar manufactured items)	Cubic meters (m ³), number (no.), or kilograms (kg)
Molding	Cubic meters (m ³)
Musical instruments	Number (no.)
Plywood	Square meters (m ²) or cubic meters (m ³)
Veneer	Square meters (m ²) or cubic meters (m ³)

FIGURE 2-4 List of Commodities and Corresponding Units of Measure

For articles that are being imported in quantities recorded in units of cubic meters, square meters, or board feet, review the dimensional specification sheets or dimensional inventory tally sheets to more accurately determine the quantity shipped. To verify that the dimensional calculations on the entry papers equal the total quantity recorded on the CITES document, you may need to convert from one unit of quantity to another. See **Appendix C, Conversion Formulas**.

Continue to **Step 9: Inspect the Shipment**, to confirm the actual quantity shipped.

Step 9: Inspect the Shipment

In addition to inspecting for plant pests, physically inspect the shipment to assess the actual quantity being imported.

You may have to overcome the following difficulties in assessing the volume of material being shipped:

- ◆ Accessibility of containerized cargo
- ◆ Enormity of the shipment
- ◆ Identity of the pallets comprising the shipment
- ◆ Bundles of lumber consisting of boards of various sizes

To inspect a representative sample of the shipment, assess the quantity of the shipment, and review the invoice, packing list, or dimensional specification sheets accompanying the consignment. Then determine the quantity of the representative unit (such as box, bundle, carton, etc.) of the shipment to sample. Continue to [Table 2-6](#) below.

TABLE 2-6 Determine the Quantity of a Representative Unit for Inspection

If:	Then:
Quantity recorded on the CITES document is by weight	VERIFY that the weight of the unit you chose to inspect matches the unit's weight as listed on the invoice or packing list
Quantity recorded on the CITES document is by number of pieces	VERIFY that the number of pieces in the unit you chose to inspect matches the unit's number of pieces as listed on the invoice or packing list
Quantity recorded on the CITES document is in cubic meters, square meters, or board feet	CONDUCT a dimensional piece count ¹ to verify that the quantity of the unit you chose to inspect matches the quantity listed for that unit on the invoice, packing list, or dimensional specification sheet
Quantity found by your physical inspection of a representative sample does not match the quantity listed on the invoice, packing list, or dimensional specification sheet	<ol style="list-style-type: none"> 1. SELECT another representative unit for inspection 2. REPEAT the procedures listed above to determine the extent of the overage

¹ To perform a dimensional piece count, you **must** measure each piece in the inspectional unit either by length and width; or by length, width, and height (thickness) and then multiply the subtotal by the number of pieces in the unit to calculate the total quantity of the unit. See [Conversion Formulas](#) for assistance.

Continue to [Table 2-7 on page 2-56](#) to determine the action to take based on your inspection.

TABLE 2-7 Determine Action Based on Inspection Results

If your inspection confirms:	Then:
Quantity is equal to or less than the quantity listed on the CITES documents	CONTINUE to Step 10: Validate the CITES Documents With Stamp and Endorsement
Quantity is in excess of the quantity listed on the CITES document	Shipment is in violation of CITES regulations and is subject to seizure and forfeiture
Unauthorized articles (CITES regulated articles that are not recorded on the CITES document)	<ol style="list-style-type: none"> 1. SEE Violations, Seizures, and Forfeitures, for forfeiture procedures, and CONTACT a PPQ Regional Botanist (through proper channels) for assistance with forfeiture procedures 2. In addition to seizure and forfeiture of the shipment, the importer may be subject to civil or criminal penalties. COMPLETE <i>PPQ Form 518, Report of Violation</i>, to document the violation and CONTACT a PPQ Regional Botanist (through proper channels) to report the violation

Step 10: Validate the CITES Documents With Stamp and Endorsement

If the shipment and permits comply with CITES and U.S. import regulations, then endorse the **original** CITES document. Use your DHS-CBP Agriculture Specialist’s RELEASED stamp. This stamp **must** bear your port location. **Sign** your name in ink, and write your badge number and the date.

In addition to the original CITES document, the importer or the importer’s agent **must** give you two photocopies of the original. **Never** accept a poor quality copy or facsimile. A legible copy of the original CITES document is crucial. If the importer should choose to re-export all or part of this shipment in the future, then the exporter will need this document to prove that the timber or articles entered legally. Endorse the copies the same as you endorse the original.



Being able to read the quantity on the endorsed copies is imperative. **Never** cover critical fields of the CITES document with the DHS-CBP-Agriculture Specialist or USDA-RELEASED stamp.

Step 11: Distribute the CITES Documents

Distribute the CITES documents as follows:

- ◆ Forward the original, endorsed documents to the following office:

U.S. Fish and Wildlife Service
Division of Management Authority
4401 North Fairfax Drive, Room 700
Arlington, VA 22203

- ◆ Return a legible, endorsed copy of the CITES documents to the importer or the importer's agent
- ◆ Keep a copy of the CITES documents and place in your port files (see **Preparation** on **page 2-2**)



CITES files **must** be retained for five years. See [Filing System](#) on **page 2-2** for directions to maintaining a CITES file.

3

CITES I-II-III Timber
Species Manual

Re-exportation of CITES Protected Timber Species

Procedures

Contents

Introduction	page 3-2
Preparation	page 3-2
Filing System	page 3-2
Procedures	page 3-4
Step 1: Confirm the Identity of Timber or Articles	page 3-5
Appendix I Timber Species	page 3-5
Appendix II Timber Species	page 3-5
Appendix III Timber Species	page 3-6
CITES Listed Species Database	page 3-7
List of Common Names for CITES Appendix I, Appendix II, and Appendix III Timber Species	page 3-9
Step 2: Confirm the Article Being Re-exported Is Protected	page 3-11
Step 3: Determine Your Authority	page 3-17
Step 4: Determine Which Documents Are Needed	page 3-18
Required Documents for Re-exportation of Appendix I Timber Species	page 3-18
Required Documents for Re-exportation of Appendix II Timber Species	page 3-23
Required Documents for Re-exportation of Appendix III Timber Species	page 3-31
Step 5: Collect the Documents Associated with the Shipment	page 3-40
Step 6: Ensure the Documents Have Not Expired	page 3-42
Application for a Protected Plant Permit	page 3-42
Renewal of an Expired CITES Re-export Certificate	page 3-42
Step 7: Confirm the Legal Importation	page 3-43
Step 8: Confirm the CITES Re-export Certificate Is Accurate and Complete	page 3-44
Step 9: Inspect the Shipment	page 3-47
Step 10: Validate the CITES Documents With Stamp and Endorsement	page 3-49
Step 11: Distribute the CITES Documents	page 3-50
Transportation and Exportation (T&E) of CITES Appendix I, Appendix II, Appendix III Regulated Timber Species	page 3-51
Immediate Exportation (IE) of CITES Appendix I, Appendix II, Appendix III Regulated Timber Species	page 3-51

Introduction

This chapter provides the guidelines for handling the re-exportation of CITES Appendix I, Appendix II, and Appendix III regulated timber species. These guidelines are to be used for the following:

- ◆ Confirming that the commodity being re-exported is in a form which is regulated
- ◆ Determining which permits and/or certificates are required for re-export
- ◆ Verifying that the documents are valid
- ◆ Inspecting the commodity to verify that the quantity in the re-export shipment matches the quantity listed on the CITES document
- ◆ Instructing the user on how to validate a CITES document
- ◆ Distributing and filing the paperwork

PPQ Plant Health Safeguarding Specialists and Export Certification Specialists should use the guidelines in this chapter in conjunction with the phytosanitary requirements of the country of final destination. (See the *Export Program Manual* and EXCERPT for these requirements.)



A Federal Phytosanitary Certificate for Re-export for CITES Appendix I, Appendix II, or Appendix III Regulated Timber Species can **only** be issued at a designated port that is authorized to re-export CITES-regulated logs and lumber. Issuance of a Federal Phytosanitary Certificate for Re-export of CITES Appendix I, Appendix II, or Appendix III regulated timber is contingent upon compliance with all CITES requirements. Issue a Federal Phytosanitary Certificate for Re-export **only** if all CITES requirements have been satisfied.

Preparation

As with other port documents, copies of CITES documents **must** also be filed in an organized, consistent manner. The CITES files and copies maintained at your port are important in case the originals become lost or destroyed. An accessible filing system will also enable you to comply with requests for information made by other government and non-government agencies, and the general public through the Freedom of Information Act (FOIA).

Filing System

If you already have a filing system for retaining CITES records in place at your port, please review these instructions to be sure your system is functional. If you **do not** have a filing system in place, then follow the instructions on the next page.

To set up a filing system, do as follows:

1. Decide on the filing system that is most practical for your location. Select one of the following methods to keep the records complete and accessible:
 - ❖ File alphabetically by permittee's name
 - ❖ File chronologically by month and year
2. Select the documents to be filed. At a minimum, you **must** file the following in the order listed below:
 - A. CITES document (**must** be a validated copy)
 - B. Dimensional specification sheets (if applicable)
 - C. Invoice/packing list
 - D. Lading bill or air waybill
 - E. Phytosanitary Certificate (if required)

After you set up your filing system, you **must** maintain each file for a minimum of five years, counting from the date the re-exportation occurred.

EXAMPLE	A file must be maintained until January 24, 2011 for a re-exportation that occurred on January 24, 2006.
----------------	---

Procedures

The procedures for handling the re-exportation of CITES Appendix I, Appendix II, and Appendix III regulated timber species are summarized in **Figure 3-1**.

1. Confirm that the commodity is a CITES Appendix I, Appendix II, or Appendix III protected timber species.
2. Determine if the form of the commodity being re-exported is regulated by CITES.
3. Determine if you have the authority to validate the shipment for re-export.
4. Determine which CITES documents **must** accompany the shipment.
5. Collect all relevant documents associated with the re-exportation.
6. Verify that the CITES document accompanying the re-exportation is authentic and acceptable.
7. Verify that the USDA-issued *PPQ Form 622, Protected Plant Permit*, has **not** expired.
8. Compare shipping documents with CITES documents to confirm quantities are authorized.
9. Inspect the shipment to make sure quantities are authorized.
10. If the shipment is in order, then validate the CITES documents by stamp and endorsement.
11. Distribute and file the endorsed documents.

FIGURE 3-1 Summary of Procedures for Handling the Re-exportation of CITES Appendix I, Appendix II, and Appendix III Regulated Timber Species

Follow the steps below when handling the re-exportation of CITES Appendix I, Appendix II, and Appendix III regulated timber species used for lumber or other wood products.

Step 1: Confirm the Identity of Timber or Articles

Currently, there are six CITES Appendix I species, eleven CITES Appendix II taxa (nine species and two genera), and eight Appendix III species used for lumber or other wood products. The most frequently used common names are shown beside the scientific names that follow. For a list of other common names, see **Figure 3-3 on page 3-9**.

Appendix I Timber Species

The CITES Appendix I regulated species are as follows:

- ◆ *Abies guatemalensis* (Guatemalan fir)
- ◆ *Araucaria araucana* (monkey puzzle tree)
- ◆ *Dalbergia nigra* (Brazilian rosewood)
- ◆ *Fitzroya cupressoides* (alerce)
- ◆ *Pilgerodendron uviferum* (pilgerodendron)
- ◆ *Podocarpus parlatorei* (Palatore's podocarp)

Appendix II Timber Species

The CITES Appendix II regulated species or genera are as follows:

- ◆ *Caesalpinia echinata* (pernambuco)



On September 13, 2007, *Caesalpinia echinata* (pernambuco) was officially listed in Appendix II. On or after this date, any shipment containing logs, sawn wood, veneer, and unfinished wood articles used for the fabrication of bows for stringed musical instruments re-exported from the United States **must** be accompanied by a CITES Appendix II Export Permit or Re-export Certificate.

- ◆ *Caryocar costaricense* (ajillo)
- ◆ *Gonystylus* spp. (ramin)
- ◆ *Guaiacum* spp. (lignum vitae)
- ◆ *Oreomunnea pterocarpa* (gavilan)
- ◆ *Pericopsis elata* (afroformosia)
- ◆ *Platymiscium pleiostachyum* (cristobal, granadillo)
- ◆ *Pterocarpus santalinus* (red sandalwood, red sanders)
- ◆ *Swietenia humilis* (Pacific Coast mahogany)
- ◆ *Swietenia macrophylla* (bigleaf mahogany)
- ◆ *Swietenia mahogani* (Caribbean mahogany)

Appendix III Timber Species

The CITES Appendix III regulated species are as follows:

◆ *Bulnesia sarmientoi* (gaiacwood)



On February 12, 2008, *Bulnesia sarmientoi* was officially listed in Appendix III by Argentina. On or after this date, any shipment containing logs, plywood, sawn wood, and veneer sheets re-exported from the United States **must** be accompanied by a CITES Appendix III Re-export Certificate (regardless of the country of origin).

◆ *Cedrela odorata* (Spanish cedar)



On February 12, 2008, *Cedrela odorata* (population of Guatemala) was officially listed in Appendix III by Guatemala. On or after this date, any shipment originating from Guatemala containing logs, sawn wood, and veneer sheets re-exported from the United States **must** be accompanied by a CITES Appendix III Re-export Certificate.

◆ *Dalbergia retusa* (Nicaraguan rosewood)

◆ *Dalbergia stevensonii* (Honduran rosewood)



On February 12, 2008, *Dalbergia retusa* (population of Guatemala) and *Dalbergia stevensonii* (population of Guatemala) were officially listed in Appendix III by Guatemala. On or after this date, any shipment originating from Guatemala containing logs, sawn wood, and veneer sheets re-exported from the United States **must** be accompanied by a CITES Appendix III Re-export Certificate.

◆ *Dipteryx panamensis* (almendro)

◆ *Magnolia liliifera* var. *obovata*

◆ *Podocarpus neriifolius* (podocarp)

◆ *Tetracentron sinense* (tetracentron)

To confirm that the re-exportation is of a CITES Appendix I, Appendix II, or Appendix III timber species, review the shipping documents. Regulations require CITES plants be identified to their genus and species by one of the following:

- ◆ Label
- ◆ Invoice, or packing list, or tag
- ◆ Other document accompanying the shipment

For a complete list of flora regulated by CITES, see the CITES Appendixes at the following Web site:

<http://www.CITES.org/eng/appen/idx.shtml>

CITES regulated timber may be manifested or invoiced by a trade name or a local name. If you are given a common name that you **do not** recognize or is **not** listed in **Figure 3-3**, and you want to confirm the scientific name of what is being re-exported or you want to determine whether the wood is listed as regulated, then check the CITES Web site:

<http://www.CITES.org/Eng/resources/species.html>



The CITES Web site listed above **does not** include all common names for CITES-regulated species. The exporter or the exporter's agent is responsible for providing you with the scientific name of the timber species traded.

CITES Listed Species Database

Follow the steps listed below to use the CITES-listed species database:

1. In the left column of the screen, click on "Common name" and "Find it."
2. Enter the common name (faster search), or enter part of the name (slower search).
3. At "Select a language" select "All" (default).
4. At "Select a country" select "All" (default).
5. Click on the "Search" button.
6. Select a common name from the list, then click on the "Display details" button.

For timber species commodity recognition and a synopsis of wood identification, see **Appendix F**. For detailed instructions on how to identify wood of CITES regulated species, see the *CITES Identification Guide-Tropical Woods* (available at http://www.cws-scf.ec.gc.ca/enforce/pdf/wood/Cites_Wood_Guide.pdf).

Urgent Interception Identification

If after inspecting the wood or articles and reviewing the entry paperwork, you are still unable to determine the identity of the wood or articles, or suspect or question that the article is **not** as identified on the manifest or invoice, then do as follows:

1. If the port where you are located is staffed with a PPQ Area Botanist/Identifier, then send the wood sample to the Area Botanist.
2. If the port where you are located is **not** staffed with a PPQ Area Botanist, then contact the PPQ Area Botanist¹ that services your port. The PPQ Port Botanist will instruct you to send the sample to **one** of the following: a PPQ Area Botanist, a CITES Wood Specialist, or the Forest Products Laboratory.

3. Complete *PPQ Form 309A, Interception Record*, for URGENT interceptions, and assign a Port Reference Number for each specimen.
4. Enclose the specimen(s) and interception form(s) in an escape-proof package. Affix black and yellow tape to the outside of the package, and ship using an overnight delivery service with tracking capacity.
5. If you have been instructed to send the interception(s) to a CITES Wood Specialist, then see **Figure 3-2 on page 3-8**.

Region	CITES Wood Specialist	Phone	FAX
Eastern Region	USDA-APHIS-PPQ Plant Inspection Station Attn: Leo Castaneda, CITES Wood Specialist PO Box 660520 Miami, FL 33266	305/526-2825	305/871-4205
Western Region	USDA-APHIS-PPQ Plant Inspection Station Attn: Jamal Al-Henaid, CITES Wood Specialist 11840 South La Cienega Blvd. Hawthorne, CA 90250	310/725-1916	310/725-1922

FIGURE 3-2 List of PPQ CITES Wood Specialists

6. If the CITES Wood Specialist is on leave or are otherwise unavailable or you are instructed by the PPQ Area Botanist to send the interception directly to the Forest Products Laboratory, then follow the packaging directions above and send the package to the following address:

USDA-Forest Products Laboratory
Attn: Alex C. Wiedenhoef or Michael Wiemann
One Gifford Pinchot Drive
Madison, WI 53726-2398

Phone: 608/231-9341

1 To locate the name and phone number of your Area Botanist, see *Appendix G, List of Identifiers* in the *Manual for Agricultural Clearance* (available at http://www.aphis.usda.gov/import_export/plants/manuals/ports/mac.shtml).

List of Common Names for CITES Appendix I, Appendix II, and Appendix III Timber Species

Scientific Name	Common Name	Other Common Names
<i>Abies guatemalensis</i>	Guatemalan fir	abeto mexicano, guayami, Mexican fir, pinabete, plumajatzin, plumajillo de montaña, sapin de Guatemala
<i>Araucaria araucana</i>	monkey puzzle tree	apeboom, araucaria du Chile, Chilean pine, chilensk tall, Chili pine, Chili tall, Chile pine, parana pine, pehuen, pilon, pin du Chili, pino, pino araucaria, pino de Chile, pino de Neuquén, pino de Paraná, piñonero, piñón, sapin du Chili
<i>Bulnesia sarmientoi</i>	gaiacwood	bois de gaic, guajaco, guajakholz, guayacan, palo balsamo, palo santo, Paraguay-lignum-vitae, true guaiac
<i>Caesalpinia echinata</i>	pernambuco	brasileto, Brazilwood, ibirapitanga, orabutã, pau-de-pernambuco, pau-Brasil, pau-de-pernambuco, pau-rosada, peachwood, pernambuco-wood
<i>Caryocar costaricense</i>	ajillo	aji, ajo, almendrillo, almendro, almendro de bajo, almendron, cagui, firme, genenè, manu, maqui-maqui cagui, pequia, pequia brava, pete rana do terra firme, petè, pete-rana, plumillo, rana do terra, swari
<i>Cedrela odorata</i>	Spanish cedar	acajou rouge, akuyari, atoreb, Barbados cedar, Brazilian cedar, British Guiana cedar, British Honduras cedar, cedar, cèdra acajou, cèdre des barbaies, cèdre rouge, cedrela, cedrela wood, cedro, cedro chino, cedro colorado, cedro hembra, cedro macho, cedro obscuro, cedro real, cedro red, cedro rojo, Central American cedar, chujte, cigar-box cedar, cigarbox cedar, Colorado cedro, Cuban cedar, epi, Hondouras cedar, icte, Jamaican cedar, Kalantas, Kapere, Koperi, Kurama, Kurana, Mexican cedar, Nicaraguan cedar, parank, paranka, red cedar, rojas cedar, rosas cedar, South American cedar, Tabasco cedar, tiocuahuatl, Trinidad cedar, Wesindische zedar, West Indian cedar
<i>Dalbergia nigra</i>	Brazilian rosewood	babia rosewood, bahia rosewood, caa-biuna, cabeuna, cabiuna, cabiuna do mato, cabiuna rajada, comore, camboriuna, caviuna, jacaranda, jacarada cabiuna, jacaranda de Brasil, jacaranda wood, jacaranda-da-bahia, jacaranda-preto, jacaranda-rajado, jacaranda-roxo, jacarandaholz, jacaradanda de Brasil, legno di jacaranda, maera de palisandro, marnut, palisander, Rio rosewood
<i>Dalbergia retusa</i>	Nicaraguan rosewood	cocobolo, cocobolo prieto, granadillo, funera. nambar, palo negro
<i>Dalbergia stevensonii</i>	Honduran rosewood	hagaedwood
<i>Dipteryx panamensis</i>	almendro	almendra, almendro de montaña, amans, choiba, eboe, ibu, iqua, Indian almond, sarrapia, tonca, tonka bean, yapo
<i>Fitzroya cupressoides</i>	alerce	alerzholz, fitzroy cypress, lahuan, patagonian cypress
<i>Gonystylus</i> spp.	ramin	ampudji, gaharu, gaheu, gara buaja, kaya garu, lanutanbagio, medang keran, melawis, ramin telur, sang su, seriangun
<i>Guaiacum</i> spp.	lignum vitae	guayacan, palo santo
<i>Magnolia liliifera</i> var. obovata	magnolia	balukhat, baranthuri, boramthuri, champak, giogi, harré, safan, siffo, taungme

FIGURE 3-3 List of Common Names for CITES Appendix I, Appendix II, and Appendix III Timber Species

Scientific Name	Common Name	Other Common Names
<i>Oreomunnea pterocarpa</i>	gavilan	campana, engelhardia pterocarpa, gavilán blanco
<i>Pericopsis elata</i>	afroformosa	anyeran, asamela, assamela, assemela, awawai, ayin, baracara, benin satinwood, bohala, bohalala, bonsamdua, devils tree, egbi, ejen, golden afroformosa, iatobahy do igapo, kokriki, kokrodua, liguminosae, mekoe, mohole. obang, ole, olel pardo, peonio, redbark, satinwood, tento, wahala, yellow satinwood
<i>Pilgerodendron uviferum</i>	pilgerodendron	Chilean cedar, ciprés, ciprés de Chile, ciprés de Cordillera, ciprés de las Islas Len, cipresso del Cile, cyprès du Chili, lahuan, lanutanbagio, libocedri dell'america meridion, patagonian cypress, patagonian pilgerodendron, ten, thuja tetragona,
<i>Platymiscium pleiostachym</i>	crisobal garadillo	cachimbo, cristóbal, ñambar, roble colorado
<i>Podocarpus neriifolius</i>	podocarp	amanu, black pine, brown pine, bukiti, jati bukiti
<i>Podocarpus parlatoei</i>	Parlatoe's podocarp	pino blanco, pino del cerro, pino montano
<i>Pterocarpus santalinus</i>	red sandalwood, redsanders	atti, chandanam, chandanum, honne
<i>Swietenia humilis</i>	Pacific Coast mahogany	caoba, mabu, Pacific mahogany
<i>Swietenia macrophylla</i>	bigleaf mahogany	acajou, acajou Amerique, acajou d'Amerique, acajou du Honduras, adoa, aguano, American mahogany, Americkaans mahonie, Amerikanns mahonie, ara putange, araputanga, bastard lime, bay-mahogany, baywood, belize mahogany, caõba, Honduras mahogany, mara, mogno,
<i>Swietenia mahogani</i>	Caribbean mahogany	acajou, acajou de Cuba, acajou de Saint Domingue, acajou de St. Domingue, acajou des Antilles, aguano, antillen mahogani, bay mahogany, caoba, caoba de santo domingo, caoba dominicana, caobilla, chiculte, cobano, Cuban mahogany, curlet mahogany, Dominican mahogany, echites mahagoni, gateado, Jamaica mahogany, Kuba mahogany, maderia, mahagoni, mahog, mahogany, mahogany du pays, mahogany petites feuilles, mahok, mahoni, mongo, orura, small-leaf mahogany, West Indian mahogany, West Indies mahogany
<i>Tetracentron sinense</i>	tetracentron	shui quing shu

FIGURE 3-3 List of Common Names for CITES Appendix I, Appendix II, and Appendix III Timber Species (continued)

Step 2: Confirm the Article Being Re-exported Is Protected

CITES annotates some of the listed timber species to include or exclude certain parts and derivatives. To confirm that the listed article being re-exported is regulated by CITES Appendix I, Appendix II, or Appendix III, inspect the consignment and verify the description of the commodity on the accompanying shipping documents. Then continue to **Table 3-1**.

TABLE 3-1 Determine if a Timber Species Is Regulated by CITES Appendix I, Appendix II, or Appendix III


If the timber species is:	And the country of origin is:	And the parts or derivatives being re-exported are:	Then:
 IMPORTANT	Other woody species and species that simulate the growth characteristics of woody species (such as cycads and palms), used solely for medicinal/herbal medicines or as horticultural specimens are not covered in this manual. See the <i>Miscellaneous and Processed Products Manual</i> (available at http://www.aphis.usda.gov/import_export/plants/manuals/ports/downloads/miscellaneous.pdf or "Table 1: Regulated Propagative Material" of the <i>Port of Entry Manual</i> (M319.37).		
<i>Abies guatemalensis</i> (Guatemalan fir)	Any country	All parts and derivatives, including manufactured and finished products ¹	Articles are CITES Appendix I regulated GO to Step 3: Determine Your Authority on page 3-17
<i>Araucaria araucana</i> (Monkey puzzle tree)	Any country	All parts and derivatives, including manufactured and finished products ²	Articles are CITES Appendix I regulated GO to Step 3: Determine Your Authority on page 3-17
<i>Bulnesia sarmientoi</i> (gaiacwood)	Any country	<ul style="list-style-type: none"> ◆ Logs³ ◆ Lumber⁴ ◆ Plywood²¹ ◆ Veneer⁵ 	Articles are CITES Appendix III regulated GO to Step 3: Determine Your Authority on page 3-17
		<ul style="list-style-type: none"> ◆ Extracts ◆ Powder 	Articles are CITES Appendix III regulated GO to the <i>Miscellaneous and Processed Products Manual</i> to regulate
		Other than extracts, logs, lumber, plywood, powder, or veneer	1. VERIFY by physical inspection the articles are not extracts, logs, lumber, plywood, powder, or veneer; and if so, then they are not regulated by CITES 2. EXIT this manual

TABLE 3-1 Determine if a Timber Species Is Regulated by CITES Appendix I, Appendix II, or Appendix III (continued)


If the timber species is:	And the country of origin is:	And the parts or derivatives being re-exported are:	Then:
<i>Caesalpinia echinata</i> (pernambuco)	Any country	<ul style="list-style-type: none"> ◆ Logs³ ◆ Lumber⁴ ◆ Veneer⁵ ◆ Unfinished articles to be used for making bows for musical instruments⁶ 	Articles are CITES Appendix II regulated GO to Step 3: Determine Your Authority on page 3-17
		Other than logs, lumber, and veneer, and unfinished articles for the fabrication of bows for stringed musical instruments	<ol style="list-style-type: none"> 1. VERIFY by physical inspection the articles are not logs, lumber, or veneer or unfinished articles for the fabrication of bows for stringed musical instruments; and if so, then they are not regulated by CITES 2. EXIT this manual
<i>Caryocar costaricense</i> (ajillo)	Any country	All parts and derivatives, including manufactured and finished products ⁷	Articles are CITES Appendix II regulated GO to Step 3: Determine Your Authority on page 3-17
<i>Cedrela odorata</i> (Spanish cedar)	Colombia, Guatemala, or Peru (includes articles originating in Columbia, Guatemala, or Peru that were re-exported from another country)	<ul style="list-style-type: none"> ◆ Logs³ ◆ Lumber⁴ ◆ Veneer⁵ 	The articles are CITES Appendix III regulated GO to Step 3: Determine Your Authority on page 3-17
	Other than Columbia, Guatemala, or Peru		<ol style="list-style-type: none"> 1. REVIEW the shipping documents to verify the country of origin is other than Columbia or Peru; if so, then they are not regulated by CITES 2. EXIT this manual
<i>Dalbergia nigra</i> (Brazilian rosewood)	Any country	All parts and derivatives, including manufactured and finished products ⁸	The articles are CITES Appendix I regulated GO to Step 3: Determine Your Authority on page 3-17

TABLE 3-1 Determine if a Timber Species Is Regulated by CITES Appendix I, Appendix II, or Appendix III (continued)



If the timber species is:	And the country of origin is:	And the parts or derivatives being re-exported are:	Then:
<i>Dalbergia retusa</i> (Nicaraguan rosewood)	Guatemala	<ul style="list-style-type: none"> ◆ Logs³ ◆ Lumber⁴ ◆ Veneer⁵ 	<p>The articles are CITES Appendix III regulated</p> <p>GO to Step 3: Determine Your Authority on page 3-17</p>
	Other than Guatemala		<ol style="list-style-type: none"> 1. REVIEW the shipping documents to verify the country of origin is other than Guatemala if so, then the articles are not regulated by CITES 2. EXIT this manual
<i>Dalbergia stevensonii</i> (Honduran rosewood)	Guatemala	<ul style="list-style-type: none"> ◆ Logs³ ◆ Lumber⁴ ◆ Veneer⁵ 	<p>The articles are CITES Appendix III regulated</p> <p>GO to Step 3: Determine Your Authority on page 3-17</p>
	Other than Guatemala		<ol style="list-style-type: none"> 1. REVIEW the shipping documents to verify the country of origin is other than Guatemala; if so, then the articles are not regulated by CITES 2. EXIT this manual
<i>Dipteryx panamensis</i> (almendro)	Any country	All parts and derivatives, including manufactured and finished products ⁹	<p>The articles are CITES Appendix III regulated</p> <p>GO to Step 3: Determine Your Authority on page 3-17</p>
<i>Fitzroya cupressoides</i> (alerce)	Any country	All parts and derivatives, including manufactured and finished products ¹⁰	<p>The articles are CITES Appendix I regulated</p> <p>GO to Step 3: Determine Your Authority on page 3-17</p>
<i>Gonystylus</i> spp. (ramin)	Any country	All parts and derivatives, including manufactured and finished products ¹¹	<p>The articles are CITES Appendix II regulated</p> <p>GO to Step 3: Determine Your Authority on page 3-17</p>
<i>Guaicum</i> spp. (lignum vitae)	Any country	All parts and derivatives, except finished products packaged and ready for retail trade ¹²	<p>The articles are CITES Appendix II regulated</p> <p>GO to Step 3: Determine Your Authority on page 3-17</p>
		Finished products packaged and ready for retail trade	<ol style="list-style-type: none"> 1. VERIFY by physical inspection that the articles are not finished products packaged and ready for retail trade; and if not, then the articles are not regulated by CITES 2. EXIT this manual

TABLE 3-1 Determine if a Timber Species Is Regulated by CITES Appendix I, Appendix II, or Appendix III (continued)

If the timber species is:	And the country of origin is:	And the parts or derivatives being re-exported are:	Then:
<i>Magnolia liliifera</i> var. obovata	Any country	All parts and derivatives, including manufactured and finished products ¹³	The articles are CITES Appendix III regulated GO to Step 3: Determine Your Authority on page 3-17
<i>Oreomunnea pterocarpa</i> (gavilan)	Any country	All parts and derivatives, including manufactured and finished products ¹⁴	The articles are CITES Appendix II regulated GO to Step 3: Determine Your Authority on page 3-17
<i>Pericopsis elata</i> (afromosia)	Any country	<ul style="list-style-type: none"> ◆ Logs³ ◆ Lumber⁴ ◆ Veneer⁵ 	The articles are CITES Appendix II regulated GO to Step 3: Determine Your Authority on page 3-17
		Other than logs, lumber, or veneer	<ol style="list-style-type: none"> 1. VERIFY, by physical inspection, the articles are not logs, lumber, or veneer; then the articles are not regulated by CITES 2. EXIT this manual
<i>Pilgerodendron uviferum</i> (pilgerodendron)	Any country	All parts and derivatives, including manufactured and finished products ¹⁵	The articles are CITES Appendix I regulated GO to Step 3: Determine Your Authority on page 3-17
<i>Platymiscium pleiostachym</i> (cristobal garadillo)	Any country	All parts and derivatives, including manufactured and finished products ¹⁶	The articles are CITES Appendix II regulated GO to Step 3: Determine Your Authority on page 3-17
<i>Podocarpus neriifolius</i> (podocarp)	Any country	All parts and derivatives, including manufactured and finished products ¹⁷	The articles are CITES Appendix III regulated GO to Step 3: Determine Your Authority on page 3-17
<i>Podocarpus parlatorei</i> (Parlatore's podocarp)	Any country	All parts and derivatives, including manufactured and finished products ¹⁸	The articles are CITES Appendix I regulated GO to Step 3: Determine Your Authority on page 3-17
<i>Pterocarpus santalinus</i> (red sandalwood, redsanders)	Any country	<ul style="list-style-type: none"> ◆ Logs³ ◆ Wood chips 	The articles are CITES Appendix II regulated GO to Step 3: Determine Your Authority on page 3-17
		Other than logs or wood chips	<ol style="list-style-type: none"> 1. VERIFY by physical inspection that the articles are not logs or wood chips; and if not, then the articles are not regulated by CITES 2. EXIT this manual

TABLE 3-1 Determine if a Timber Species Is Regulated by CITES Appendix I, Appendix II, or Appendix III (continued)

If the timber species is:	And the country of origin is:	And the parts or derivatives being re-exported are:	Then:
<i>Swietenia humilis</i> (Pacific Coast mahogany)	Any country	All parts and derivatives, including manufactured and finished products ¹⁹	The article is CITES Appendix II regulated GO to Step 3: Determine Your Authority on page 3-17
<i>Swietenia macrophylla</i> (bigleaf mahogany)	The Americas ²⁰ (includes articles originating in The Americas that were re-exported from another country)	◆ Logs ³ ◆ Lumber ⁴ ◆ Plywood ²¹ ◆ Veneer ⁵	The article is CITES Appendix II regulated GO to Step 3: Determine Your Authority on page 3-17
		Other than logs, lumber, plywood, or veneer	1. VERIFY by physical inspection, that the articles are not logs, lumber, plywood, or veneer; and if not , then the articles are not regulated by CITES 2. EXIT this manual
	Other than The Americas	→	1. REVIEW the shipping documents to verify the country of origin is other than The Americas; then the articles are not regulated by CITES 2. EXIT this manual
<i>Swietenia mahogani</i> (Caribbean mahogany)	Any country	◆Logs ³ ◆ Lumber ⁴ ◆ Veneer ⁵	The articles are CITES Appendix II regulated GO to Step 3: Determine Your Authority on page 3-17
		Other than logs, lumber, or veneer	1. VERIFY, by physical inspection, the articles are not logs, lumber, or veneer; then the articles are not regulated by CITES 2. EXIT this manual
<i>Tetracentron sinense</i> (tetracentron)	Any country	All parts and derivatives, including manufactured and finished products ²²	The articles are CITES Appendix III regulated GO to Step 3: Determine Your Authority on page 3-17

- 1 Includes building material, cabinetmaking material, charcoal, firewood, flooring, food containers, fuel wood, furniture, joinery, light construction material, matches, particleboard, plywood, pulp/paper products, roof shingles, and veneer, etc.
- 2 Includes construction material, flooring, furniture, joinery, plywood, pulp railroad ties, and vehicle parts, etc.
- 3 All wood in the rough whether or **not** stripped of bark or sapwood, or roughly squared for processing, notably into sawn wood, pulpwood, or veneer sheets (HS Code 44.03). See [Appendix E, Harmonized System of World Customs Organization \(HS\) Codes](#).
- 4 Wood simply sawn lengthwise or produced by a profile-chipping process; normally exceeds 6mm in thickness (HS Code 44.06, HS Code 44.07). See [Appendix E](#).
- 5 Thin layers or sheets of wood of uniform thickness, usually 6mm or less, usually peeled or sliced for use in making plywood, for veneering furniture, veneer containers, etc. (HS Code 44.08). See [Appendix E](#).

Re-exportation of CITES Protected Timber Species: Procedures

- 6 Unfinished articles to be used for making bows for musical instruments.
- 7 Includes railroad ties, etc.
- 8 Includes bedroom furniture, billiard-cue butts, boat building (general), bobbins, boxes and crates, brush backs and handles, cabinetmaking material, chairs, chests, decorative plywood, musical instruments (especially guitars) and parts of musical instruments (sides and backs) for the manufacturer, and veneer, etc.
- 9 Includes agricultural implements, bearings and bushings, barge and dock fenders, boat construction articles, chemical derivatives, cogs and shafts, cross ties, fishing rods, flooring, furniture, heavy construction and pulp mill equipment, railroad ties, sporting goods, tool handles, turnery, and veneer, etc.
- 10 Includes agricultural implements, boat building materials (general), boat masts, boxes and crates, cabinetmaking materials, carvings, cigar boxes, construction materials, cooperages, flooring, food containers, fuel wood, furniture, furniture components, joinery, mathematical instruments, mine timbers, musical instruments, particleboard, pencils, piling, plywood, poles, pulp/paper products, shakes, shingles, sporting goods, toys, and vats, etc.
- 11 Includes brush backs, building materials, ceilings, counter tops, door frames, dowels, flooring, furniture, joinery, mouldings, nonstriking handles (such as brooms and umbrellas), paneling, picture frames, plywood, pool cues and racks, rulers, shoji screens, stair treads, stringers, tool handles, toys, trays, tripods, turnery, venetian blinds, window blinds, and window frames, etc.
- 12 *Guaiacum* spp. products include: bearings and bushings, boat building materials (general), brush backs and handles, bush blocks, farm vehicles, furniture, golf club heads, machinery parts, marine construction material, mathematical instruments, naval architecture, pulley sheaves, railroad ties, shade rollers, sporting goods, tables, textile equipment, turnery, and wheels, etc. Regulating depends on whether or **not** they are finished products and packaged and ready for retail trade.
- 13 Trade in this species is rare. If you encounter a regulated article made of this species, then contact the Manuals Unit at 240-529-0357 to add the article to this list.
- 14 Includes a variety of uses within the species' natural range. If you encounter a regulated article made of this species, then contact the Manuals Unit to add the article to this list.
- 15 Includes flooring, furniture, posts, and timber, etc. (Wood is noted for its longevity in moist environments.)
- 16 Includes furniture, musical instruments, timber, and veneer, etc.
- 17 Trade in this species is rare. If you encounter a regulated article made of this species, then contact the Manuals Unit to add the article to this list.
- 18 Includes timber.
- 19 Includes timber.
- 20 The Americas include Central America, North America (includes Mexico **only**), and South America.
- 21 Consisting of three or more sheets of wood glued and pressed one on the other and generally disposed so that the grains of successive layers are at an angle (HS Code 44.12.13, HS Code 44.12.14, and HS Code 44.12.22). See [Appendix E](#).
- 22 Trade in this species is rare. If you encounter a regulated article made of this species, then contact the Manuals Unit to add the article to this list.

Step 3: Determine Your Authority

If you are **not** certain that your port is designated for the re-exportation of CITES regulated timber, then check the list at the appropriate Web site to confirm:

- ◆ Confirm CBP-designated CITES ports at <http://www.aphis.usda.gov/ppq/permits/plantproducts/cites/cbp.pdf>
- ◆ Confirm PPQ-designated CITES ports at <http://www.aphis.usda.gov/ppq/permits/plantproducts/cites/list.pdf>

If you are located at a CITES-designated port, then continue to **Step 4: Determine Which Documents Are Needed**.

If you are **not** located at a CITES-designated port, then you are **not** authorized to certify the CITES re-export shipment. Provide the re-exporter with the option of having the owner or owner's agent arrange to move the shipment to a designated port (at the owner's expense), and give the name and location of the port. Notify the designated port of the pending arrival.



Currently 50CFR §24 lists the log and lumber ports as designated **only** for the **importation** of CITES regulated timber species. The CFR will eventually be amended to include exportation and re-exportation. In the interim, all ports approved for the importation of logs and lumber are also approved for the exportation and re-exportation of CITES regulated timber species.

Continue to **Step 4: Determine Which Documents Are Needed** on **page 3-18**.

Step 4: Determine Which Documents Are Needed

To determine which documents are needed for the legal re-exportation of CITES regulated timber, use the appropriate table as follows:

- ◆ CITES Appendix I, see **Table 3-2**
- ◆ CITES Appendix II, see **Table 3-3**
- ◆ CITES Appendix III, see **Table 3-4**



In addition to any CITES re-export documents listed as required in this manual, a Federal Phytosanitary Certificate may also be required. See the *Export Program Manual* (available at http://www.aphis.usda.gov/import_export/plants/manuals/domestic/xpm.shtml) and EXCERPT.

Required Documents for Re-exportation of Appendix I Timber Species

The re-exportation of CITES Appendix I timber species is permitted when presented with the appropriate CITES documentation for the following categories of trade:

- ◆ Articles derived from trees cut in the wild for non-commercial use (when presented with a USFWS-issued *CITES Re-export Certificate* and a CITES Import Permit)
- ◆ Articles derived from plantation-grown trees (when presented with a USFWS-issued *CITES Re-export Certificate* designating either source code A for artificially-propagated material being traded for non-commercial purposes; or source code D for artificially-propagated material being traded for commercial purposes)
- ◆ Articles acquired prior to the date the Convention listed the species (when presented with a USFWS-issued *CITES Other Certificate* designating Pre-Convention specimens; and designating the date of acquisition or certification that the specimens were acquired before the date first included in the CITES appendices)



Commercial trade in CITES Appendix I species originating from the wild is **prohibited**.

See **Table 3-2 on page 3-19** to determine which documents are required for the re-export of CITES Appendix I regulated timber species.

TABLE 3-2 Determine Which Documents Are Needed for the Re-exportation of CITES Appendix I Timber Species


If the article traded comes from:	And the country of origin is:	And the permittee is:	And the exporter:	Then:
<div style="display: flex; align-items: flex-start;"> <div style="text-align: center; margin-right: 10px;">  <p>Important</p> </div> <div> <p>In addition to any CITES re-export documents listed as required in this manual, a Federal Phytosanitary Certificate may also be required. See the <i>Export Program Manual</i> (available at http://www.aphis.usda.gov/import_export/plants/manuals/domestic/xpm.shtml) and EXCERPT.</p> <p>A Federal Phytosanitary Certificate for Re-export for CITES Appendix I, Appendix II, or Appendix III Regulated Timber Species can only be issued at a designated port that is authorized to re-export CITES-regulated logs and lumber. Issuance of a Federal Phytosanitary Certificate for Re-export of CITES Appendix I, Appendix II, or Appendix III Protected Timber is contingent upon compliance with all CITES requirements. Issue a Federal Phytosanitary Certificate for Re-export only if all CITES requirements have been satisfied.</p> </div> </div>				
<ul style="list-style-type: none"> ◆ <i>Abies guatemalensis</i> (Guatemalan fir) ◆ <i>Araucaria araucana</i> (monkey puzzle tree) ◆ <i>Dalbergia nigra</i> (Brazilian rosewood) ◆ <i>Fitzroya cupressoides</i> (alerce) ◆ <i>Pilgerodendron uviferum</i> (pilgerodendron) ◆ <i>Podocarpus parlatorei</i> (Parlatore's podocarp) 	Any country	Engaged in commercial business ^{1, 2}	→	GO to page 3-20
		Not engaged in commercial business	→	GO to page 3-21

TABLE 3-2 Determine Which Documents Are Needed for the Re-exportation of CITES Appendix I Timber Species (continued)


If the article traded comes from:	And the country of origin is:	And the permittee is:	And the exporter:	Then:
<ul style="list-style-type: none"> ◆ <i>Abies guatemalensis</i> (Guatemalan fir) ◆ <i>Araucaria araucana</i> (monkey puzzle tree) ◆ <i>Dalbergia nigra</i> (Brazilian rosewood) ◆ <i>Fitzroya cupressoides</i> (alerce) ◆ <i>Pilgerodendron uviferum</i> (<i>pilgerodendron</i>) ◆ <i>Podocarpus parlatorei</i> (Parlatore's podocarp) 	Any country	Engaged in commercial business ^{1, 2}	<p>Presents a USDA-issued <i>PPQ Form 622, Protected Plant Permit</i> and one of the following USFWS-issued CITES Appendix I re-export documents^{3, 4}:</p> <ul style="list-style-type: none"> ◆ Re-export Certificate designating source code D for artificially propagated (plantation grown) material being traded for commercial purposes ◆ Other Certificate designating Pre-Convention specimens; and designating the date of acquisition or certification the specimens were acquired before the date first included in the CITES appendices <p>A phytosanitary certificate may be required to accompany the shipment; see the important advisory at the beginning of this table</p>	GO to Step 5: Collect the Documents Associated with the Shipment on page 3-40
			Lacks the required CITES document	<ol style="list-style-type: none"> 1. PLACE the shipment on HOLD 2. GO to Violations, Seizures, and Forfeitures on page 4-1
			Lacks <i>PPQ Form 622, General Permit</i> or <i>Protected Plant Permit</i>	ALLOW the exporter to apply for a <i>Protected Plant Permit</i> (see Application for a Protected Plant Permit on page 3-42)
		Not engaged in commercial business		GO to page 3-21
Has an expired <i>PPQ Form 622, General Permit</i> or <i>Protected Plant Permit</i>				

TABLE 3-2 Determine Which Documents Are Needed for the Re-exportation of CITES Appendix I Timber Species (continued)

If the article traded comes from:	And the country of origin is:	And the permittee is:	And the exporter:	Then:
<ul style="list-style-type: none"> ◆ <i>Abies guatemalensis</i> (Guatemalan fir) ◆ <i>Araucaria araucana</i> (monkey puzzle tree) ◆ <i>Dalbergia nigra</i> (Brazilian rosewood) ◆ <i>Fitzroya cupressoides</i> (alerce) ◆ <i>Pilgerodendron uviferum</i> (<i>pilgerodendron</i>) ◆ <i>Podocarpus parlatorei</i> (Parlatore's podocarp) 	Any country	Not engaged in commercial business	<p>Presents both of the following CITES Appendix I documents:</p> <ul style="list-style-type: none"> ◆ USFWS-issued CITES Re-export Certificate^{3, 4} designating source code W for specimens collected from the wild ◆ Import Permit issued by the Management Authority in the country of destination <p>OR</p> <p>Presents one of the following USFWS-issued CITES Appendix I re-export documents^{3, 4}:</p> <ul style="list-style-type: none"> ◆ Re-export Certificate designating source code A for artificially propagated (plantation grown) material being traded for noncommercial purposes ◆ Other Certificate designating Pre-Convention specimens; and designating the date of acquisition or certification the specimens were acquired before the first date included in the CITES appendices <p>A phytosanitary certificate may be required to accompany the shipment; see the important advisory at the beginning of this table</p>	<p>GO to Step 5: Collect the Documents Associated with the Shipment on page 3-40</p>
			Lacks the required CITES document	<ol style="list-style-type: none"> 1. PLACE the shipment on HOLD 2. GO to Violations, Seizures, and Forfeitures on page 4-1

- 1 Engaged in commercial business is defined as trade for the purpose of selling, bartering, collecting, or otherwise as a livelihood for gain or profit.
- 2 Commercial trade in CITES Appendix I species originating in the wild is **prohibited**.
- 3 If *Block 5, Special Conditions*, of the USFWS-issued CITES Re-export Certificate so states, then a CBP/PPQ validated copy of the CITES Export Permit or Certificate issued by the Management Authority in the country of origin is required to be attached (to the USFWS-issued CITES Re-export Certificate).

- 4 USFWS-DMA is phasing in the issuance of CITES permits and certificates on security paper. The original **must** accompany the shipment. If the permittee intends to export once, then the permittee will be issued a single original certificate. If the permittee intends to export more than one shipment, then the permittee will be issued multiple originals.

Required Documents for Re-exportation of Appendix II Timber Species

The re-exportation of CITES Appendix II timber species is permitted when presented with the appropriate CITES documentation for the following categories of trade:

- ◆ Articles derived from trees cut in the wild
(when presented with a USFWS-issued *CITES Re-export Certificate*)
- ◆ Articles derived from plantation-grown trees
(when presented with a USFWS-issued *CITES Re-export Certificate* designating source code A for artificial propagation)
- ◆ Articles acquired prior to the date the CITES Convention listed the species
(when presented with a USFWS-issued *CITES Other Certificate* designating Pre-Convention specimens; and designating the date of acquisition or certification that the specimens were acquired before the date first included in the CITES appendices)

See **Table 3-3 on page 3-24** to determine which documents are required for the re-exportation of CITES Appendix II regulated timber species.

TABLE 3-3 Determine Which Documents Are Needed for the Re-exportation of CITES Appendix II Regulated Timber Species


If the article traded comes from:	And the country of origin is:	And the permittee is:	And the re-exporter:	Then:
<div style="display: flex; align-items: center;">  <p>IMPORTANT</p> </div> <p>In addition to any CITES re-export documents listed as required in this manual, a Federal Phytosanitary Certificate may also be required. See the <i>Export Program Manual</i> (available at http://www.aphis.usda.gov/import_export/plants/manuals/domestic/xpm.shtml) and EXCERPT.</p> <p>A Federal Phytosanitary Certificate for Re-export for CITES Appendix I, Appendix II, or Appendix III Regulated Timber Species can only be issued at a designated port that is authorized to re-export CITES-regulated logs and lumber. Issuance of a Federal Phytosanitary Certificate for Re-export of CITES Appendix I, Appendix II, or Appendix III Regulated Timber is contingent upon compliance with all CITES requirements. Issue a Federal Phytosanitary Certificate for Re-export only if all CITES requirements have been satisfied.</p>				
<ul style="list-style-type: none"> ◆ <i>Caesalpinia echinata</i> (pernambuco) ◆ <i>Caryocar costaricense</i> (ajillo) ◆ <i>Gonystylus</i> spp. (ramin) ◆ <i>Guaiaacum</i> spp. (lignum vitae) ◆ <i>Oreomunnea pterocarpa</i> (gavilan) ◆ <i>Pericopsis elata</i> (afrorosia) ◆ <i>Platymiscium pleiostachyum</i> (crístóbal, granadillo) ◆ <i>Pterocarpus santalinus</i> (red sandalwood, redsanders) ◆ <i>Swietenia humilis</i> (Pacific Coast mahogany) 	Any country	Engaged in commercial business ¹	→	GO to page 3-25
		Not engaged in commercial business	→	GO to page 3-26
◆ <i>Swietenia macrophylla</i> (bigleaf mahogany)	The Americas ⁶		→	GO to page 3-27
	Other than The Americas		→	GO to page 3-28
◆ <i>Swietenia mahogani</i> (Caribbean mahogany)	Any country		→	GO to page 3-29

TABLE 3-3 Determine Which Documents Are Needed for the Re-exportation of CITES Appendix II Regulated Timber Species (continued)


If the article traded comes from:	And the country of origin is:	And the permittee is:	And the re-exporter:	Then:
<ul style="list-style-type: none"> ◆ <i>Caesalpinia echinata</i> (pernambuco) ◆ <i>Caryocar costaricense</i> (ajillo) ◆ <i>Gonystylus</i> spp. (ramin) ◆ <i>Guaiacum</i> spp. (lignum vitae) ◆ <i>Oreomunnea pterocarpa</i> (gavilan) ◆ <i>Pericopsis elata</i> (afromosia) ◆ <i>Platymiscium pleiostachyum</i> (crisóbal, granadillo) ◆ <i>Pterocarpus santalinus</i> (red sandalwood, redsanders) ◆ <i>Swietenia humilis</i> (Pacific Coast mahogany) 	Any country	Engaged in commercial business ¹	<p>Presents a USDA-issued <i>PPQ Form 622, Protected Plant Permit</i>, and one of the following USFWS-issued CITES Appendix II re-export documents^{2, 3}:</p> <ul style="list-style-type: none"> ◆ Re-export Certificate designating source code W for specimens collected from the Wild, or source code A for Artificial Propagation (plantation grown) ◆ Other Certificate designating Pre-Convention specimens; and designating the date of acquisition or certification the specimens were acquired before the date first included in the CITES appendices <p>A phytosanitary certificate may be required to accompany the shipment; see the important advisory at the beginning of this table</p>	GO to Step 5: Collect the Documents Associated with the Shipment on page 3-40
		Lacks the required CITES document	<ol style="list-style-type: none"> 1. PLACE the shipment on HOLD 2. GO to Violations, Seizures, and Forfeitures on page 4-1 	
		Lacks <i>PPQ Form 622, Protected Plant Permit</i>	ALLOW the exporter to apply for a <i>Protected Plant Permit</i> (see Application for a Protected Plant Permit on page 3-42)	
		Has an expired <i>PPQ Form 622, General Permit</i> or <i>Protected Plant Permit</i> ⁴		
		Not engaged in commercial business		GO to page 3-26

TABLE 3-3 Determine Which Documents Are Needed for the Re-exportation of CITES Appendix II Regulated Timber Species (continued)

If the article traded comes from:	And the country of origin is:	And the permittee is:	And the re-exporter:	Then:
<ul style="list-style-type: none"> ◆ <i>Caesalpinia echinata</i> (pernambuco) ◆ <i>Caryocar costaricense</i> (ajillo) ◆ <i>Gonystylus</i> spp. (ramin) ◆ <i>Guaiacum</i> spp. (lignum vitae) ◆ <i>Oreomunnea pterocarpa</i> (gavilan) ◆ <i>Pericopsis elata</i> (afromosia) ◆ <i>Platymiscium pleiostachyum</i> (crístóbal, granadillo) ◆ <i>Pterocarpus santalinus</i> (red sandalwood, redsanders) ◆ <i>Swietenia humilis</i> (Pacific Coast mahogany) 	Any country	Not engaged in commercial business	<p>Presents one of the following USFWS-issued CITES Appendix II re-export documents ^{2, 3}</p> <ul style="list-style-type: none"> ◆ Re-export Certificate designating source code W for specimens collected from the Wild, or source code A for Artificial Propagation (plantation grown) ◆ Other Certificate designating Pre-Convention specimens; and designating the date of acquisition or certification the specimens were acquired before the date first included in the CITES appendices <p>A phytosanitary certificate may be required to accompany the shipment; see the important advisory at the beginning of this table</p> <p>Lacks the required CITES document</p>	<p>GO to Step 5: Collect the Documents Associated with the Shipment on page 3-40</p> <p>1. PLACE the shipment on HOLD</p> <p>2. GO to Violations, Seizures, and Forfeitures on page 4-1</p>

TABLE 3-3 Determine Which Documents Are Needed for the Re-exportation of CITES Appendix II Regulated Timber Species (continued)

If the article traded comes from:	And the country of origin is:	And the permittee is:	And the re-exporter:	Then:
<p>◆ <i>Swietenia macrophylla</i>⁵ (bigleaf mahogany)</p>	<p>The Americas⁶ (includes articles originating in The Americas that were re-exported from another country)</p>	<p>Engaged in commercial business¹</p>	<p>Presents a USDA-issued <i>PPQ Form 622, Protected Plant Permit</i>, and one of the following USFWS-issued CITES Appendix II re-export documents^{2, 3}:</p> <ul style="list-style-type: none"> ◆ Re-export Certificate designating source code W for specimens collected from the Wild, or source code A for Artificial Propagation (plantation grown) ◆ Other Certificate designating Pre-Convention specimens; and designating the date of acquisition or certification the specimens were acquired before the date first included in the CITES appendices <p>A phytosanitary certificate may be required to accompany the shipment; see the important advisory at the beginning of this table</p>	<p>GO to Step 5: Collect the Documents Associated with the Shipment on page 3-40</p>
			<p>Lacks the required CITES document</p>	<p>1. PLACE the shipment on HOLD 2. GO to Violations, Seizures, and Forfeitures on page 4-1</p>
			<p>Lacks <i>PPQ Form 622, Protected Plant Permit</i></p>	<p>ALLOW the exporter to apply for a <i>Protected Plant Permit</i> (see Application for a Protected Plant Permit on page 3-42)</p>
			<p>Has an expired <i>PPQ Form 622, General Permit</i> or <i>Protected Plant Permit</i>⁴</p>	

TABLE 3-3 Determine Which Documents Are Needed for the Re-exportation of CITES Appendix II Regulated Timber Species (continued)

If the article traded comes from:	And the country of origin is:	And the permittee is:	And the re-exporter:	Then:
<p><i>Swietenia macrophylla</i>⁵ (bigleaf mahogany)</p>	<p>The Americas⁶ (includes articles originating in The Americas that were re-exported from another country)</p>	<p>Not engaged in commercial business</p>	<p>Presents one of the following USFWS-issued CITES Appendix II re-export documents:^{2, 3:}</p> <ul style="list-style-type: none"> ◆ Re-export Certificate designating source code <i>W</i> for specimens collected from the Wild, or source code <i>A</i> for Artificial Propagation (plantation grown) ◆ Other Certificate designating Pre-Convention specimens; and designating the date of acquisition or certification the specimens were acquired before the date first included in the CITES appendices <p>A phytosanitary certificate may be required to accompany the shipment; see the important advisory at the beginning of this table</p>	<p>GO to Step 5: Collect the Documents Associated with the Shipment on page 3-40</p>
			<p>Lacks the required CITES re-export document</p>	<ol style="list-style-type: none"> 1. PLACE the shipment on HOLD 2. CONTACT a PPQ Regional Botanist for assistance
	<p>Other than The Americas</p>	<p>—————→</p>		<p>GO to page 3-28</p>
<p>◆ <i>Swietenia macrophylla</i>⁵ (bigleaf mahogany)</p>	<p>Other than The Americas⁶</p>	<p>—————→</p>	<p>Presents either one:</p> <ul style="list-style-type: none"> ◆ Generic Certificate of Origin ◆ Other conclusive proof of origin <p>A phytosanitary certificate may be required to accompany the shipment; see the important advisory at the beginning of this table</p> <p>Lacks the required document listed in the cell above (does not have conclusive proof of origin)</p>	<ol style="list-style-type: none"> 1. REVIEW the shipping documents to verify that the shipment is not from The Americas 2. If the article is not from The Americas, then the article is not regulated by CITES 3. EXIT this manual <ol style="list-style-type: none"> 1. PLACE the shipment on HOLD 2. CONTACT a PPQ Regional Botanist for assistance

TABLE 3-3 Determine Which Documents Are Needed for the Re-exportation of CITES Appendix II Regulated Timber Species (continued)

If the article traded comes from:	And the country of origin is:	And the permittee is:	And the re-exporter:	Then:
<p>◆ <i>Swietenia mahogani</i> (Caribbean mahogany)</p>	<p>Any country</p>	<p>Engaged in commercial business¹</p>	<p>Presents a USDA-issued <i>PPQ Form 622, Protected Plant Permit</i>, and one of the following USFWS-issued CITES Appendix II re-export documents^{2,3}:</p> <ul style="list-style-type: none"> ◆ Re-export Certificate designating source code W for specimens collected from the Wild, or source code A for Artificial Propagation (plantation grown) ◆ Other Certificate designating Pre-Convention specimens; and designating the date of acquisition or certification that the specimens were acquired before the date first included in the CITES appendices <p>A phytosanitary certificate may be required to accompany the shipment; see the important advisory at the beginning of this table</p>	<p>GO to Step 5: Collect the Documents Associated with the Shipment on page 3-40</p>
			<p>Lacks the required CITES document</p>	<p>1. PLACE the shipment on HOLD 2. GO to Violations, Seizures, and Forfeitures on page 4-1</p>
			<p>Lacks <i>PPQ Form 622, Protected Plant Permit</i></p>	<p>ALLOW the exporter to apply for a <i>Protected Plant Permit</i> (see Application for a Protected Plant Permit on page 3-42)</p>
			<p>Has an expired <i>PPQ Form 622, General Permit or Protected Plant Permit</i>⁴</p>	

TABLE 3-3 Determine Which Documents Are Needed for the Re-exportation of CITES Appendix II Regulated Timber Species (continued)

If the article traded comes from:	And the country of origin is:	And the permittee is:	And the re-exporter:	Then:
<p>◆ <i>Swietenia mahogani</i> (Caribbean mahogany)</p>	<p>Any country</p>	<p>Not engaged in commercial business</p>	<p>Presents one of the following USFWS-issued CITES Appendix II re-export documents ^{2, 3}:</p> <ul style="list-style-type: none"> ◆ Re-export Certificate designating source code W for specimens collected from the Wild, or source code A for Artificial Propagation (plantation grown) ◆ Other Certificate designating Pre-Convention specimens; and designating the date of acquisition or certification the specimens were acquired before the date first included in the CITES appendices <p>A phytosanitary certificate may be required to accompany the shipment; see the important advisory at the beginning of this table.</p>	<p>GO to Step 5: Collect the Documents Associated with the Shipment on page 3-40</p>
			<p>Lacks the required CITES document</p>	<p>1. PLACE the shipment on HOLD 2. GO to Violations, Seizures, and Forfeitures on page 4-1</p>

- 1 Engaged in commercial business is defined as trade for the purpose of selling, bartering, collecting, or otherwise as a livelihood for gain or profit.
- 2 If *Block 5, Special Conditions*, of the USFWS-issued CITES Certificate so states, then a CBP/PPQ validated copy of the CITES Export Permit or Certificate issued by the Management Authority in the country of origin is required to be attached (to the USFWS-issued CITES Certificate).
- 3 USFWS-DMA is phasing in the issuance of single-use permits and certificates. Single-use certificates are printed on security paper and the original **must** accompany the shipment.
- 4 The validity of a CITES document expires at midnight (local time at the place of presentation) on the date indicated on the document. All activities, including but **not** limited to transport and presentation for import **must** be completed before that time.
- 5 Listed by the Convention to include the *Swietenia macrophylla* populations of The Americas **only**. *Swietenia macrophylla* trees cut in any country **other than** The Americas are **not** regulated by CITES.
- 6 The Americas includes Central America, North America (includes Mexico **only**), and South America. Includes articles originating in the Americas that were re-exported from another country

Required Documents for Re-exportation of Appendix III Timber Species

The re-exportation of CITES Appendix III timber species is permitted when presented with the appropriate documentation for the following categories of trade:

- ◆ Articles derived from trees cut in the wild
(when presented with a USFWS-issued *CITES Re-export Certificate*)
- ◆ Articles derived from plantation-grown trees
(when presented with a USFWS-issued *CITES Re-export Certificate* designating source code A for Artificial Propagation)
- ◆ Articles acquired prior to the date the CITES Convention listed the species
(when presented with a USFWS-issued *CITES Other Certificate* designating Pre-Convention specimens; and designating the date of acquisition or certification the specimens were acquired before being the date first included in the CITES appendices)

See **Table 3-4 on page 3-32** to determine which documents are required for the re-exportation of CITES Appendix III timber species.

TABLE 3-4 Determine Which Documents Are Needed for the Re-exportation of CITES Appendix III Regulated Timber Species


If the timber species is:	And the country of origin is:	And the permittee is:	And the exporter:	Then:
 <p>In addition to any CITES re-export documents listed as required in this manual, a Federal Phytosanitary Certificate may also be required. See the <i>Export Program Manual</i> (available at http://www.aphis.usda.gov/import_export/plants/manuals/domestic/xpm.shtml) and EXCERPT.A Federal Phytosanitary Certificate for Re-export for CITES Appendix I, Appendix II, or Appendix III Protected Timber Species can only be issued at a designated port that is authorized to re-export CITES-regulated logs and lumber. Issuance of a Federal Phytosanitary Certificate for Re-export of CITES Appendix I, Appendix II, or Appendix III Protected Timber is contingent upon compliance with all CITES requirements. Issue a Federal Phytosanitary Certificate for Re-export only if all CITES entry requirements have been satisfied.</p>				
<i>Bulnesia sarmientoi</i> (gaiacwood)	Any country	Engaged in commercial business ²	→	GO to page 3-38
		Not engaged in commercial business	→	GO to page 3-39
<i>Cedrela odorata</i> (Spanish cedar)	Colombia, Guatemala, or Peru ¹ (includes articles originating in Columbia, Guatemala, or Peru that were re-exported from another country)	Engaged in commercial business ²	→	GO to page 3-34
		Not engaged in commercial business	→	GO to page 3-35
	Other than Columbia, Guatemala, or Peru	→	GO to page 3-35	
◆ <i>Dalbergia retusa</i> (Nicaraguan rosewood) ◆ <i>Dalbergia Stevensonii</i> (Honduran rosewood)	Guatemala (includes articles originating in Guatemala that were re-exported from another country)	Engaged in commercial business ²	→	GO to page 3-36
		Not engaged in commercial business	→	GO to page 3-36
	Other than Guatemala	→	GO to page 3-37	

TABLE 3-4 Determine Which Documents Are Needed for the Re-exportation of CITES Appendix III Regulated Timber Species (continued)

If the timber species is:	And the country of origin is:	And the permittee is:	And the exporter:	Then:
◆ <i>Dipteryx panamensis</i> (almendro)	Any country	Engaged in commercial business ²	—————→	GO to page 3-38
◆ <i>Magnolia liliifera</i> var. obovata		Not engaged in commercial business	—————→	GO to page 3-38
◆ <i>Podocarpus neriifolius</i> (podocarp)				
◆ <i>Tetracentron sinense</i> (Tetracentron)				

TABLE 3-4 Determine Which Documents Are Needed for the Re-exportation of CITES Appendix III Regulated Timber Species (continued)

If the timber species is:	And the country of origin is:	And the permittee is:	And the exporter:	Then:
<i>Cedrela odorata</i> (Spanish cedar)	Colombia, Guatemala, or Peru ¹ (includes articles originating in Columbia, Guatemala, or Peru that were re-exported from another country)	Engaged in commercial business ²	Presents a USDA-issued <i>PPQ Form 622, Protected Plant Permit</i> , and one of the following USFWS-issued CITES Appendix III re-export documents ^{3, 4} : <ul style="list-style-type: none"> ◆ Re-export Certificate designating source code W for specimens collected from the Wild, or source code A for Artificial Propagation (plantation grown) ◆ Other Certificate designating Pre-Convention specimens; and designating the date of acquisition or certification the specimens were acquired before the date first included in the CITES appendices A phytosanitary certificate may be required to accompany the shipment; see the important advisory at the beginning of this table	GO to Step 5: Collect the Documents Associated with the Shipment on page 3-40
			Lacks the required CITES document	1. PLACE the shipment on HOLD 2. GO to Violations, Seizures, and Forfeitures on page 4-1
			Lacks <i>PPQ Form 622, Protected Plant Permit</i>	ALLOW the exporter to apply for a <i>Protected Plant Permit</i> (see Application for a Protected Plant Permit on page 3-42)
			Has an expired <i>PPQ Form 622, General Permit</i> or <i>Protected Plant Permit</i> ⁴	
	Not engaged in commercial business	—————→	GO to page 3-35	
Other than Columbia, Guatemala, or Peru	—————→	GO to page 3-35		

TABLE 3-4 Determine Which Documents Are Needed for the Re-exportation of CITES Appendix III Regulated Timber Species (continued)

If the timber species is:	And the country of origin is:	And the permittee is:	And the exporter:	Then:
<p><i>Cedrela odorata</i> (Spanish cedar)</p>	<p>Colombia, Guatemala, or Peru¹</p> <p>(includes articles originating in Columbia, Guatemala, or Peru that were re-exported from another country)</p>	<p>Not engaged in commercial business</p>	<p>Presents one of the following USFWS-issued CITES Appendix III re-export documents^{3, 4}:</p> <ul style="list-style-type: none"> ◆ Re-export Certificate designating source code W for specimens collected from the Wild, or source code A for Artificial Propagation (plantation grown) ◆ Other Certificate designating Pre-Convention specimens; and designating the date of acquisition or certification the specimens were acquired before the date first included in the CITES appendices <p>A phytosanitary certificate may be required to accompany the shipment; see the important advisory at the beginning of this table</p>	<p>GO to Step 5: Collect the Documents Associated with the Shipment on page 3-40</p>
	<p>Lacks the required CITES document</p>		<ol style="list-style-type: none"> 1. PLACE the shipment on HOLD 2. GO to Violations, Seizures, and Forfeitures on page 4-1 	
	<p>Other than Colombia, Guatemala, or Peru</p>	<p style="text-align: center;">→</p>	<p>Presents either one:</p> <ul style="list-style-type: none"> ◆ Generic Certificate of Origin ◆ Other conclusive proof of origin <p>A phytosanitary certificate may be required to accompany the shipment; see the important advisory at the beginning of this table</p>	<ol style="list-style-type: none"> 1. REVIEW the shipping documents to verify the article is not from Columbia, Guatemala, or Peru⁵ 2. If the shipment is not from Columbia, Guatemala, or Peru, then the article is not regulated by CITES 3. EXIT this manual
	<p>Lacks the conclusive proof of origin</p>		<ol style="list-style-type: none"> 1. PLACE the shipment on HOLD 2. CONTACT a PPQ Regional Botanist for action 	

TABLE 3-4 Determine Which Documents Are Needed for the Re-exportation of CITES Appendix III Regulated Timber Species (continued)

If the timber species is:	And the country of origin is:	And the permittee is:	And the exporter:	Then:
<ul style="list-style-type: none"> ◆ <i>Dalbergia retusa</i> (Nicaraguan rosewood) ◆ <i>Dalbergia stevensonii</i> (Honduran rosewood) 	Guatemala	Engaged in commercial business ²	<p>Presents a USDA-issued <i>PPQ Form 622, Protected Plant Permit</i>, and one of the following USFWS-issued CITES Appendix III re-export documents^{6, 7}:</p> <ul style="list-style-type: none"> ◆ Re-export Certificate designating source code W for specimens collected from the Wild, or source code A for Artificial Propagation (plantation grown) ◆ Other Certificate designating Pre-Convention specimens; and designating the date of acquisition or certification the specimens were acquired before the date first included in the CITES appendices <p>A phytosanitary certificate may be required to accompany the shipment; see the important advisory at the beginning of this table</p>	GO to Step 5: Collect the Documents Associated with the Shipment on page 3-40
			<p>Lacks the required CITES document</p>	<ol style="list-style-type: none"> 1. PLACE the shipment on HOLD 2. GO to Violations, Seizures, and Forfeitures on page 4-1
			<p>Lacks <i>PPQ Form 622, Protected Plant Permit</i></p>	<p>ALLOW the exporter to apply for a <i>Protected Plant Permit</i> (see Application for a Protected Plant Permit on page 3-42)</p>
			<p>Has an expired <i>PPQ Form 622, General Permit</i> or <i>Protected Plant Permit</i>⁴</p>	

TABLE 3-4 Determine Which Documents Are Needed for the Re-exportation of CITES Appendix III Regulated Timber Species (continued)

If the timber species is:	And the country of origin is:	And the permittee is:	And the exporter:	Then:
<ul style="list-style-type: none"> ◆ <i>Dalbergia retusa</i> (Nicaraguan rosewood) ◆ <i>Dalbergia stevensonii</i> (Honduran rosewood) 	Guatemala	<p>Not engaged in commercial business</p>	<p>Presents one of the following USFWS-issued CITES Appendix III re-export documents^{3, 4}:</p> <ul style="list-style-type: none"> ◆ Re-export Certificate with designating source code W for specimens collected from the Wild, or source code A for Artificial Propagation (plantation grown) ◆ Other Certificate designating Pre-Convention specimens; and designating the date of acquisition or certification the specimens were acquired before the date first included in the CITES appendices <p>A phytosanitary certificate may be required to accompany the shipment; see the important advisory at the beginning of this table</p>	<p>GO to Step 5: Collect the Documents Associated with the Shipment on page 3-40</p>
	<p>Lacks the required CITES document</p>		<ol style="list-style-type: none"> 1. PLACE the shipment on HOLD 2. GO to Violations, Seizures, and Forfeitures on page 4-1 	
	Other than Guatemala	<p style="text-align: center;">→</p>	<p>Presents either one:</p> <ul style="list-style-type: none"> ◆ Generic Certificate of Origin ◆ Other conclusive proof of origin <p>A phytosanitary certificate may be required to accompany the shipment; see the important advisory at the beginning of this table</p>	<ol style="list-style-type: none"> 1. REVIEW the shipping documents to verify the article is not Guatemala,⁸ 2. If the shipment is not from Guatemala, then the article is not regulated by CITES 3. EXIT this manual
	<p>Lacks the conclusive proof of origin</p>		<ol style="list-style-type: none"> 1. PLACE the shipment on HOLD 2. CONTACT a PPQ Regional Botanist for action 	

TABLE 3-4 Determine Which Documents Are Needed for the Re-exportation of CITES Appendix III Regulated Timber Species (continued)

If the timber species is:	And the country of origin is:	And the permittee is:	And the exporter:	Then:
<ul style="list-style-type: none"> ◆ <i>Bulnesia sarmientoi</i> (gaiacwood) ◆ <i>Dipteryx panamensis</i> (almendro) ◆ <i>Magnolia liliifera</i> var. <i>obovata</i> ◆ <i>Podocarpus nerifolius</i> (podocarp) ◆ <i>Tetracentron sinense</i> (Tetracentron) 	Any country	Engaged in commercial business ²	<p>Presents a USDA-issued <i>PPQ Form 622, Protected Plant Permit</i>, and one of the following USFWS-issued CITES Appendix III re-export documents^{3, 4}:</p> <ul style="list-style-type: none"> ◆ Re-export Certificate designating source code W for specimens collected from the Wild, or source code A for Artificial Propagation (plantation grown) ◆ Other Certificate designating Pre-Convention specimens; and designating the date of acquisition or certification the specimens were acquired before the date first included in the CITES appendices <p>A phytosanitary certificate may be required to accompany the shipment; see the important advisory at the beginning of this table</p>	<p>Step 5: Collect the Documents Associated with the Shipment on page 3-40</p>
			<p>Lacks the required CITES document</p>	<p>1. PLACE the shipment on HOLD 2. GO to Violations, Seizures, and Forfeitures on page 4-1</p>
			<p>Lacks <i>PPQ Form 622, Protected Plant Permit</i></p>	<p>ALLOW the exporter to apply for a <i>Protected Plant Permit</i> (see Application for a Protected Plant Permit on page 3-42)</p>
			<p>Has an expired <i>PPQ Form 622, General Permit or Protected Plant Permit</i>⁴</p>	

TABLE 3-4 Determine Which Documents Are Needed for the Re-exportation of CITES Appendix III Regulated Timber Species (continued)

If the timber species is:	And the country of origin is:	And the permittee is:	And the exporter:	Then:
<ul style="list-style-type: none"> ◆ <i>Bulnesia sarmientoi</i> (gaiacwood) ◆ <i>Dipteryx panamensis</i> (almendro) ◆ <i>Magnolia liliifera</i> var. obovata ◆ <i>Podocarpus nerifolius</i> (podocarp) ◆ <i>Tetracentron sinense</i> (Tetracentron) 	Any country	Not engaged in commercial business	<p>Presents one of the following USFWS-issued CITES Appendix III re-export documents^{3, 4}:</p> <ul style="list-style-type: none"> ◆ Re-export Certificate designating source code W for specimens collected from the Wild, or source code A for Artificial Propagation (plantation grown) ◆ Other Certificate designating Pre-Convention specimens; and designating the date of acquisition or certification the specimens were acquired before the date first included in the CITES appendices <p>A phytosanitary certificate may be required to accompany the shipment; see the important advisory at the beginning of this table</p>	<p>GO to Step 5: Collect the Documents Associated with the Shipment on page 3-40</p>
			Lacks the required CITES document	<ol style="list-style-type: none"> 1. PLACE the shipment on HOLD 2. GO to Violations, Seizures, and Forfeitures on page 4-1

- 1 Listed on CITES Appendix III by Colombia for *Cedrela odorata* populations of Colombia **only**, by Guatemala for *Cedrela odorata* populations of Guatemala **only**, and by Peru for *Cedrela odorata* populations of Peru **only**. *Cedrela odorata* trees cut in any country **other than** Colombia or Peru are **not** regulated by CITES.
- 2 Engaged in commercial business is defined as trade for the purpose of selling, bartering, collecting, or otherwise as a livelihood for gain or profit.
- 3 If *Block 5, Special Conditions*, of the USFWS-issued CITES Certificate so states, then a CBP/PPQ validated copy of the CITES Export Permit or Certificate issued by the Management Authority in the country of origin is required to be attached (to the USFWS-issued CITES Certificate).
- 4 USFWS-DMA is phasing in the issuance of CITES permits and certificates printed on security paper. The original **must** accompany the shipment.
- 5 A USFWS-issued CITES Re-export Certificate is **not** required if the article does **not** originate from Columbia, Guatemala, or Peru.
- 6 If *Block 5, Special Conditions*, of the USFWS-issued CITES Certificate so states, then a CBP/PPQ validated copy of the CITES Export Permit or Certificate issued by the Management Authority in the country of origin is required to be attached (to the USFWS-issued CITES Certificate).
- 7 USFWS-DMA is phasing in the issuance of CITES permits and certificates printed on security paper. The original **must** accompany the shipment.
- 8 A USFWS-issued CITES Re-export Certificate is **not** required if the article does **not** originate from Columbia or Peru.

Step 5: Collect the Documents Associated with the Shipment

Check to see if *Block 5, Special Conditions*, of the USFWS-issued CITES Re-export Certificate or Other Certificate requires that the permittee attach a copy of the CITES Export Permit or Certificate issued by the Management Authority in the country of origin.

If so, then as part of the re-export validation process, you **must** verify that the CITES Appendix I, Appendix II, or Appendix III regulated timber or articles were originally legally imported into the U.S. The permittee **must** provide you with a legible copy of a valid foreign CITES Export Permit or Certificate that was previously endorsed (stamped, released, signed, and dated by a PPQ Plant Health Safeguarding Specialist or PPQ Export Certification Specialist) at the CITES-designated port where the shipment was originally imported.



European Union (EU)¹ countries require an **original** USFWS-issued CITES Re-export Certificate printed on security paper **must** accompany the shipment.

Since multi-use certificates or permits are **not** accepted by the EU, **never** validate them for shipments to EU countries.

¹ As of May 1, 2004, EU countries include Austria, Belgium, Cyprus, Czech Republic, Denmark, Estonia, Finland, France, Germany, Greece, Hungary, Ireland, Italy, Latvia, Lithuania, Luxembourg, Malta, The Netherlands, Poland, Portugal, Slovakia, Slovenia, Spain, Sweden, and United Kingdom.



In addition to any CITES re-export documents listed as required in this manual, a Federal Phytosanitary Certificate may also be required. See the *Export Program Manual* (available at http://www.aphis.usda.gov/import_export/plants/manuals/domestic/xpm.shtml) and EXCERPT.

A Federal Phytosanitary Certificate for Re-export for CITES Appendix I, Appendix II, or Appendix III Regulated Timber Species can **only** be issued at a designated port that is authorized to re-export CITES-regulated logs and lumber. Issuance of a Federal Phytosanitary Certificate for Re-export of CITES Appendix I, Appendix II, or Appendix III Regulated Timber is contingent upon compliance with all CITES requirements. Issue a Federal Phytosanitary Certificate for Re-export **only** if all CITES requirements have been satisfied.

Collect the following valid documents associated with the shipment:

- ◆ CITES Re-export Certificate or CITES Other Certificate (FWS Form 3-201A) issued by U.S. Fish & Wildlife Service-Division of Management Authority (USFWS-DMA)
- ◆ If the condition in *Block 5, Special Conditions*, of the USFWS-issued CITES Certificate so states, then the permittee **must** provide you with a legible copy of a valid foreign CITES Export Permit or Certificate that was previously endorsed (stamped, released, signed, and dated by a PPQ Plant Health Safeguarding Specialist or PPQ Export Certification Specialist) at the CITES-designated port where the shipment was originally imported

- ◆ If the re-exporter is engaged in a commercial business, a copy of the USDA-issued *PPQ Form 622, Protected Plant Permit*, for the re-exporter to engage in the commercial trade of CITES listed plants (see ***PPQ Form 622, Protected Plant Permit on page A-17***). If the re-exporter **does not** have a permit, you may allow the re-exporter to apply for one (see ***Step 6: Ensure the Documents Have Not Expired on page 3-42***; and follow the directions for allowing the re-exporter to apply for a new *Protected Plant Permit*)
- ◆ Cargo paperwork associated with the shipment (such as bill of lading, air waybill, invoice, and dimensional specification sheets²)



PPQ Form 622, Protected Plant Permit (formerly titled *PPQ Form 622, General Permit*) has been issued since October 5, 2005.

All previously-issued *General Permits* have now expired.

2 Dimensional specification sheets (or dimensional tally inventory sheets) are used for articles that are imported in quantities expressed in cubic meters, square meters, or board feet, and inventory the size of each piece of lumber or veneer in each bundle shipped. Usually there will be more than one dimensional inventory sheet with each shipment.

Step 6: Ensure the Documents Have Not Expired

To verify that the documents have **not** expired, check the bottom left-hand corner of the USDA-issued *PPQ Form 622, Protected Plant Permit*, and *Block 2* of the CITES Re-export Certificate or Other Certificate.

The validity of a CITES document expires at midnight (local time at the place of presentation) on the date indicated on the document. All activities, including but **not** limited to transport and presentation for import **must** be completed before that time.



PPQ Form 622, Protected Plant Permit (formerly titled *PPQ Form 622, General Permit*) has been issued since October 5, 2005.

All previously-issued *General Permits* have now expired.

Application for a Protected Plant Permit

A new application is required for both first-time applicants and upon expiration of the currently-held *General Permit* or *Protected Plant Permit*. Use the following procedures for having the exporter apply for the USDA-issued *PPQ Form 622, Protected Plant Permit*:

1. Call the Permit Unit at either 877/770-5990 (toll free number), or 301/734-8332. If using the toll free number, press '3' to reach the Plants Desk and ask for a *Protected Plant Permit* number.
2. Write the *Protected Plant Permit* number at the top of the application, *PPQ Form 621, Application for Protected Plant Permit to Engage in the Business of Importing Exporting, or Re-exporting Terrestrial Plants*.
3. Have the exporter complete the application. Collect a check from the importer for \$70, made payable to "Plant Protection and Quarantine".
4. Mail the completed *PPQ Form 621* along with the check to the following address:

USDA-APHIS-PPQ
PPQ Permit Unit
4700 River Road, Unit 136
Riverdale, MD 20737-1236

Renewal of an Expired CITES Re-export Certificate

If the CITES Re-export Certificate has expired, then stop processing the re-export. Have the permittee contact the U.S. Fish & Wildlife Service, Division of Management Authority, 4401 North Fairfax Drive, Room 700, Arlington, VA 22203, to have the permittee's CITES Re-export Certificate or Other Certificate reissued.

Step 7: Confirm the Legal Importation

If the CITES Re-export Certificate, *Block 5, Special Conditions*, requires the permittee to attach a copy of the CITES Export Permit or Certificate from the country of origin (where the article originated) or the country of last re-export, then confirm that the copy is attached.

To verify that the timber or articles legally entered, ensure that the copy presented to you is valid (compare and match the copy with the example from the country of origin or the country of last re-export shown in ***CITES Documents* on page D-1**).

If there is **no** example of the foreign CITES document present, then see the following Web site http://www.cites.org/common/directy/e_directy.html. Compare the name and address of the Management Authority of the foreign CITES document with the official offices and addresses of management authorities at this Web site.

Then verify that the CITES Export Permit or Export Certificate was previously inspected and stamped “RELEASED” by a CPB Agriculture Specialist, a PPQ Plant Health Safeguarding Specialist, or a PPQ Export Certification Specialist. If you are given a copy of an **invalid** document, then **stop** processing the re-export and inform the permittee of the correct document requirements.

If the copy of the CITES Export Permit presented to you is illegible or was **not** previously endorsed by the CPB Agriculture Specialist, PPQ Plant Health Safeguarding Specialist, or PPQ Export Certification Specialist, then contact CBP personnel at the port where the timber logs, lumber, or article originally entered to determine if the material was legally imported.

After a CBP Agriculture Specialist at the port of entry confirms that the material was legally imported, then have the CBP Agriculture Specialist endorse the CITES Export Permit and forward a copy to your office.

If you learn that the original importation was **illegal**, then the shipment may be subject to forfeiture. Contact a PPQ Regional Botanist (CBP contact a PPQ Regional Botanist through proper channels) for assistance.

Step 8: Confirm the CITES Re-export Certificate Is Accurate and Complete

See **CITES Documents on page D-1** for examples of USFWS-issued CITES documents for re-export. Use **Table 3-5** to check the designated blocks of the CITES Re-export Certificate to ensure that the certificate is accurate and complete.



IMPORTANT

Do not accept a CITES Re-export Certificate that is altered, modified, or crossed-out unless the modification or crossing out has been authenticated by the stamp and signature of the authority issuing the document.

If you are presented with an altered or questionable CITES Re-export Certificate, then place the shipment on HOLD and contact your PPQ Regional Botanist (CBP contact a PPQ Regional Botanist through proper channels) for assistance.

TABLE 3-5 Verify that the CITES Re-export Certificate Is Accurate and Complete



Block	Information entered by	Instructions
 <p>Single-use USFWS-issued CITES Re-export certificates are valid for six months. Multi-use USFWS-issued CITES Re-export certificates are generally valid for two years.</p>		
2	Expiration Date	Division of Management Authority (DMA) VERIFY the certificate has not expired. The validity of a CITES document expires at midnight (local time at the place of presentation) on the date indicated on the document. All activities, including but not limited to transport and presentation for import must be completed before that time
3	Name and Address of Permittee	DMA VERIFY the name and address listed on the permit match the information on the accompanying shipping document
4	Name and Address of Consignee	Permittee or DMA VERIFY the consignee's name and address matches the information listed on the accompanying shipping document; the permittee's name and address must match the exporter or re-exporter of record declared on the shipping document (bill of lading, air waybill, booking confirmation document, etc.)
5	Special Conditions	DMA 1. ORIENT yourself to any special conditions with which the permittee must comply to properly use this document 2. If this block directs the permittee to complete specific portions of the certificate, then you must VERIFY the blocks are complete and correct (see example below) 3. If this block instructs the permittee to attach a copy of the CITES document used to import the article into the U.S., then FOLLOW the guidelines in Step 7: Confirm the Legal Importation
		EXAMPLE The quantity in <i>Block 11</i> must be reported in cubic meters.
6	U.S. Management Authority	DMA 1. CONFIRM the U.S. Management Authority address reads: Division of Management Authority U.S. Fish and Wildlife Department of the Interior Washington, DC 20240 USA 2. COMPARE the issuance date in this block (6) to the expiration date in <i>Block 2</i> (a single-use USFWS-issued CITES certificate is valid for 6 months; a multi-use USFWS-issued CITES certificate is usually valid for 2 years)
7	Scientific name (genus and species)	DMA VERIFY by review of the shipping documents (and later by inspection of the commodity), the scientific name recorded matches what is being re-exported
9	Description of the part or derivative, including identifying marks	DMA VERIFY by review of the shipping documents (and later by inspection of the commodity), the description and identifying marks match what is being recorded
10	Appendix Number	DMA VERIFY the CITES Appendix number (of the species being re-exported) listed and found in Table 3-1 agrees with the Appendix number listed on the CITES document

TABLE 3-5 Verify that the CITES Re-export Certificate Is Accurate and Complete (continued)

Block		Information entered by	Instructions
11	Quantity (including unit)	Permittee or DMA	<p>1. VERIFY the quantity listed agrees with the quantity declared on the invoice and cargo papers accompanying the shipping documents</p> <p>2. If <i>Block 5, Special Conditions</i>, directs the permittee to use a specific unit of quantity, or if <i>Block 9, Description of Specimens</i>, denotes the unit of quantity in the description of the commodity, then VERIFY that the specified unit of quantity is also in this block (11)</p> <p>3. If the accompanying paperwork declares quantities other than directed, then see Appendix C, Conversion Formulas</p> <p>4. If the instructions in <i>Block 5</i> direct the permittee to attach a copy of the CITES document used to import the commodity, then COMPARE the quantity listed in this block with the quantity listed on the attached foreign CITES document</p> <div style="border: 1px solid black; padding: 5px; margin: 10px 0;">  <p>The quantity listed in <i>Block 11</i> must not exceed the quantity listed on the attached foreign CITES document. If this occurs, then STOP processing the shipment.</p> </div> <p>IMPORTANT</p> <p>5. If the quantity listed in this block exceeds the quantity listed on the attached foreign CITES document, then STOP processing the shipment and give the permittee the opportunity to remove excess material and amend his/her paperwork or present you with an amended CITES Re-export Certificate¹</p>
12	Country of Origin and Permit No.	Permittee or DMA	<p>If <i>Block 5, Special Conditions</i>, requires a copy of the foreign CITES import document be attached, then VERIFY the country of origin, the permit or certificate number, and the date of issuance on the attached document coincides with the information recorded in this block</p>

1 To amend a CITES Certificate, the quantity listed in *Block 11* **must** be changed in the following manner:

- ◆ If the document is printed on security paper (and, therefore, **cannot** be photocopied), then the permittee **must** present a new original with the correct quantity; **do not** accept alterations or modifications
- ◆ If the document is a multi-use certificate, then the permittee can use photocopies. The permittee **must** present a new copy of the certificate with the correct quantity listed; **do not** accept a document that has alterations or modifications

If a CITES Re-export Certificate is presented to you with incomplete or inaccurate information or the document has expired³, then STOP processing the re-exportation. Place the shipment on HOLD and contact your PPQ Regional Botanist (CBP contact a PPQ Regional Botanist through proper channels) for assistance.

If the CITES document is acceptable, then continue to [Step 9: Inspect the Shipment](#).

³ The validity of a CITES document expires at midnight (local time at the place of presentation) on the date indicated on the document. All activities, including but **not** limited to transport and presentation for import **must** be completed before that time.

Step 9: Inspect the Shipment

Inspect the shipment to assess the actual quantity of material being re-exported. You may have to overcome the following difficulties in assessing the volume of material being shipped:

- ◆ Accessibility of containerized cargo
- ◆ Enormity of the shipment
- ◆ Identity of the pallets comprising the shipment
- ◆ Bundles of lumber consisting of boards of various sizes

When the size of commercial shipments makes impossible the inspection of the entire consignment to assess its quantity, then review the invoice, packing list, or dimensional specification sheets accompanying the consignment and determine the quantity of a representative unit (such as box, bundle, carton, etc.), for the shipment. Continue to **Table 3-6** below.

TABLE 3-6 Determine the Quantity of a Representative Unit for Inspection

If:	Then:
Quantity recorded on the USFWS-issued CITES document is by weight	VERIFY that the weight of the unit you chose to inspect matches the unit's weight as listed on the invoice or packing list
Quantity recorded on the USFWS-issued CITES document is by number of pieces	VERIFY that the number of pieces in the unit you chose to inspect matches the unit's number of pieces as listed on the invoice or packing list
Quantity recorded on the USFWS-issued CITES document is in cubic meters, square meters, or board feet	CONDUCT a dimensional piece count ¹ to VERIFY the quantity of the unit you chose to inspect matches the quantity listed for that unit on the invoice, packing list, or dimensional specification sheet
Quantity as found by your physical inspection of a representative sample does not match the quantity listed on the invoice, packing list, or dimensional specification sheet	<ol style="list-style-type: none"> 1. SELECT another representative sample to inspect 2. REPEAT the procedures listed above to determine the extent of the overage

¹ To perform a dimensional piece count, you **must** measure each piece in the inspectional unit either by length and width; or by length, width, and height (thickness); and then multiply the subtotal by the number of pieces in the unit to calculate the total quantity of the unit. See [Appendix C, Conversion Formulas](#) for assistance.

Continue to **Table 3-7** to determine the action to take based on your inspection.

TABLE 3-7 Determine the Action Based on the Inspection Results

If your inspection confirms:	Then:
<p>Exporter or re-exporter deliberately attempted to mislead you or concealed unauthorized articles</p>	<ol style="list-style-type: none"> 1. In addition to seizure and forfeiture of the shipment, the importer may be subject to civil or criminal penalties. COMPLETE <i>PPQ Form 518, Report of Violation</i> (see <i>Appendix A</i> for instructions) to document the violation 2. CONTACT a PPQ Regional Botanist (CBP contact a PPQ Regional Botanist through proper channels) to report the violation
<p>Quantity is equal to or less than the quantity listed on the USFWS-issued CITES Certificate</p>	<p>CONTINUE to <i>Step 10: Validate the CITES Documents With Stamp and Endorsement</i></p>
<p>Quantity in excess of the quantity listed on the USFWS-issued CITES Certificate</p>	<ol style="list-style-type: none"> 1. Shipment is in violation of CITES Regulations and is subject to seizure and forfeiture. SEE <i>Violations, Seizures, and Forfeitures</i>, for forfeiture procedures
<p>Unauthorized articles (CITES regulated articles that are not recorded on the CITES document)</p>	<ol style="list-style-type: none"> 2. CONTACT a PPQ Regional Botanist (CBP contact a PPQ Regional Botanist through proper channels) for assistance with forfeiture procedures

Step 10: Validate the CITES Documents With Stamp and Endorsement

The CITES Re-export Certificate **is not** valid until a PPQ Plant Health Safeguarding Specialist or PPQ Export Certification Specialist completes *Blocks 13, 14, and 15* of this form. If the shipment complies with the USFWS-issued CITES Re-export Certificate and the procedures listed in *Steps 1* through *9* of this chapter, then endorse the **original** CITES document. Use your “USDA-APHIS-PPQ Inspected and Released” or “USDA-APHIS-PPQ Released” stamp. The stamp **must** bear your port location. **Sign** your name in ink, and write your badge number and the date. Validate by stamping and endorsing the re-export certificate blocks as shown in **Table 3-8**.

TABLE 3-8 Instructions for Validation and Endorsement of CITES Re-export Certificate

Block	Completed by	Instructions
13	Export/Re-export Endorsement	PPQ Plant Health Safeguarding Specialist or PPQ Export Certification Specialist
		<ol style="list-style-type: none"> 1. LIST in the box row corresponding with <i>Block 7</i>, the quantity of material being re-exported; this must be equal to or less than the quantity entered in <i>Block 11</i> 2. LINE OUT the remaining unused rows
14	Bill of Lading/ Air Waybill Number	PPQ Plant Health Safeguarding Specialist or PPQ Export Certification Specialist
	Port of Exportation/ Re-exportation	
	Total No. of Shipping Containers	
		<ol style="list-style-type: none"> 1. LIST the bill of lading or air waybill 2. LIST the port of re-exportation city and State 3. LIST the total number of shipping containers, pallets, or bundles
15	Inspecting Official's Stamp, Signature, and Date	PPQ Plant Health Safeguarding Specialist or PPQ Export Certification Specialist
		<ol style="list-style-type: none"> 1. ENDORSE the certificate with an official “USDA-APHIS-PPQ Inspected and Released” or “USDA-APHIS-PPQ Released” stamp which bears the name of your port location 2. SIGN and date the certificate (use ink) 3. LIST your badge number

Step 11: Distribute the CITES Documents

When *Block 5, Special Conditions*, states the permittee **must** attach a copy of the foreign CITES Export Permit or Certificate, then distribute as follows:

1. Send the validated **original** USFWS-issued CITES Certificate with a copy of the foreign CITES Export Permit or Certificate attached, to the permittee with the following instructions:
 - A. Permittee is to forward the documents with the shipment (documents must accompany shipment).
 - B. Permittee may make and keep a photocopy of the documents.
2. Send a **copy** of the validated original USFWS-issued CITES Certificate with a copy of the foreign CITES Export Permit or Certificate attached, to the following office:

U.S. Fish and Wildlife Service
Division of Management Authority
4401 North Fairfax Drive, Room 700
Arlington, VA 22203

3. Keep a **copy** of the validated original USFWS-issued CITES Certificate with a copy of the foreign CITES Export Permit or Certificate attached, in the port file.



CITES files **must** be retained for five years. See [Filing System](#) on page 2-2 for directions on how to set up and maintain files.

Transportation and Exportation (T&E) of CITES Appendix I, Appendix II, Appendix III Regulated Timber Species

Canada or Mexico

Follow the steps listed below when releasing the shipment for transportation and exportation (T&E) of CITES Appendix I, Appendix II, or Appendix III regulated timber species to Canada or Mexico:

1. Verify that the shipment is accompanied by CBP Form 7512 or other accepted in-bond document.
2. Stamp the CBP paperwork, “Released for Exportation.”
Do not stamp the CITES document; this will be done by the Canadian or Mexican authorities.
3. Apply any necessary safeguards.
4. Allow the shipment to proceed.



If the CBP paperwork designates both a U.S. Company (middle man) and a Canadian or Mexican consignee, then review the CITES document to verify that the consignee is actually Canadian or Mexican and **not** U.S. If the CITES document declares a U.S. company as the consignee, then the T&E **must** be handled as a CITES re-export.

Immediate Exportation (IE) of CITES Appendix I, Appendix II, Appendix III Regulated Timber Species

Follow these steps for the immediate exportation (IE) of CITES Appendix I, Appendix II, and Appendix III regulated timber species:

1. Verify the shipment is accompanied by CBP Form 7512 or other accepted export document.
2. Stamp the CBP paperwork, “Released for Exportation.”
Do not stamp the CITES document; this will be done by the authorities at the country of destination.
3. Apply any necessary safeguards.
4. Allow the shipment to proceed.

4

CITES I-II-III Timber
Species Manual

Violations, Seizures, and Forfeitures

Procedures

Contents

Introduction	page 4-1
Procedures	page 4-2
Violations of USDA Regulations	page 4-2
Step 1: Determine if a Violation of USDA Regulations Concerning CITES Regulated Plants Exists	page 4-2
Step 2: Complete PPQ Form 518, Notice of Violation	page 4-3
Violations of CITES Regulations	page 4-4
Step 1: Confirm a Violation of CITES Exists and Warrants Seizure and Forfeiture	page 4-4
Step 2: Hold the Regulated Timber or Articles and Notify Parties	page 4-7
Step 3: Estimate the Retail Value of the Timber or Articles Moving in Violation of the Legislation	page 4-7
Step 4: Start the Forfeiture Procedures	page 4-7
Forfeiture Procedures for Seizures Valued at \$10,000 or Less	page 4-8
Forfeiture Procedures for Seizures Valued Greater than \$10,000	page 4-11
Step 5: Safeguard the Seized Timber or Articles	page 4-13
Request for Services to Transport, Store, and/or Dispose of Shipments	page 4-13
Step 6: Forfeit Seized or Abandoned Material Valued at \$10,000 or Less	page 4-15
Procedures for Forfeiting Seized Property	page 4-16
Procedures to Follow Upon Receipt of PPQ Form 625, Claim and Bond	page 4-17
Procedures to Follow Upon Receipt of PPQ Form 626, Petition for Remission or Mitigation of Forfeiture	page 4-18
Step 7: Await Court Decision for Seized or Forfeited Material Valued Greater Than \$10,000	page 4-19
Step 8: Start the Process for Disposal of Forfeited Material Valued at \$10,000 or Less	page 4-20
Request Transport, Storage, and Disposal of Forfeited Material	page 4-20
Maintenance of CITES Documents	page 4-21
Filing System for Violations, Seizures, and Forfeitures	page 4-21

Introduction

This chapter provides the procedures for processing violations of CITES Appendix I, Appendix II, and Appendix III protected timber species, and for seizure and forfeiture of CITES regulated timber species (including articles made from protected timber).

Procedures

The procedures which follow have been established to report violations and initiate seizure and forfeiture for regulated plants, including their parts and derivatives when offered for or traded in contravention CITES.

Violations of USDA Regulations

Violations of USDA species regulations concerning CITES plants (7CFR 355) will generally result in the issuance of *PPQ Form 518, Report of Violation*.

Repeat violations of 7CFR 355 or deliberate attempts to circumvent regulations will result in seizure and forfeiture of CITES regulated material. To determine if seizure and forfeiture is warranted, verify that the violator is a repeat offender or deliberately attempted to circumvent regulations. Contact the PPQ CITES Specialist¹ in your region for advice. CBP Agriculture Specialists (CBP-AS) **must** go through proper channels.

EXAMPLE	If a violator's <i>Protected Plant Permit</i> (or previously issued <i>General Permit</i>) is revoked and the violator attempts to import, export, or re-export CITES regulated material, then seizure and forfeiture is warranted.
----------------	--

Step 1: Determine if a Violation of USDA Regulations Concerning CITES Regulated Plants Exists

A violation of the USDA regulations concerning CITES regulated plants exists when a party (importer, exporter, or re-exporter) commits one or more of the following:

- ◆ Engages in commercial business as an importer, exporter, or re-exporter **without** *PPQ Form 622, Protected Plant Permit*, issued by the USDA
- ◆ Fails to notify CBP or PPQ promptly upon the arrival or prior to the export or re-export of regulated material, by such means as a manifest, Customs' (CBP) entry, invoice, or waybill, with the genus and species of the regulated material listed
- ◆ Fails to provide the genus and species of regulated material by such means as a tag, invoice, or packing list, or identification on the shipping container

¹ Regional CITES Specialists are John Arcery (for PPQ Eastern Region), e-mail john.n.arcery@aphis.usda.gov; and Timothy Torbett (for PPQ Western Region), e-mail timothy.j.torbett@aphis.usda.gov.

- ◆ Fails (for any person engaged in business as an importer, exporter, or re-exporter) to maintain records for the trade of regulated material for a period of five years
- ◆ Fails or denies (for any person engaged in business as an importer, exporter, or re-exporter) to provide CBP or PPQ access to examine such records or inventory of regulated material
- ◆ Moves regulated material from the Customs' (CBP) area (pertaining to imports) or from the designated port (pertaining to exports or re-exports) **without** submitting the original CITES document to CBP or PPQ for validation (for re-exported material when the CITES certificate is **not** endorsed, then the foreign CITES management authority may seize the property)

If there are other violations in addition to those listed above, then continue to ***Violations of CITES Regulations***.

Step 2: Complete PPQ Form 518, Notice of Violation

See ***PPQ Form 518, Report of Violation*** on **page A-8** for an example, and **page A-9** for directions on completing the form. If the PPQ Form 518 is available on-line, then complete the form electronically as appropriate.

Violations of CITES Regulations

Violations of CITES regulations (50CFR 23, 24 and 16 USC 1538) for plants (including their parts or derivatives) listed by the Convention will generally result in both a report of violation (*PPQ form 518, Report of Violation*), and seizure and forfeiture of the illegally-traded material.

Step 1: Confirm a Violation of CITES Exists and Warrants Seizure and Forfeiture

A violation of CITES regulations exists when a party (importer, exporter, or re-exporter) does one or more of the following:

- ◆ Imports², exports³, re-exports⁴, or possesses plants listed in CITES Appendix I, Appendix II, or Appendix III, with invalid CITES documentation or **without** a CITES document
- ◆ Imports, exports, or re-exports regulated plants in quantities that exceed the quantity recorded on the CITES permit or certificate
- ◆ Imports, exports, or re-exports regulated plants into or out of a port that has **not** been designated for the movement of such plants

To confirm that a violation exists and warrants forfeiture and seizure of the timber or articles, see **Table 4-1**.

2 (Importer, importing, importation) to land on, bring into, introduce into, or attempt to land on, bring into, or introduce into any place subject to the jurisdiction of the United States.

3 (Exporter, exporting, exportation) to carry, send, take, transport, or otherwise remove, or attempt to carry, send, take, transport or otherwise remove from any place subject to the jurisdiction of the United States.

4 (Re-exporter, re-exporting, re-exportation) to export following importation.

TABLE 4-1 Confirm the Violation Warrants Seizure and Forfeiture

If you have:	And the:	And you determine:	Then:
Attempt to import into the United States with an invalid CITES document or without a CITES document	→	→	<ol style="list-style-type: none"> 1. CONTINUE processing the violation and complete <i>PPQ Form 518, Notice of Violation</i>; seizure and forfeiture is warranted 2. GO to Step 2: Hold the Regulated Timber or Articles and Notify Parties
Attempt to import into the United States and the importer claims the CITES document was lost or destroyed during shipping	→	→	<ol style="list-style-type: none"> 1. PLACE the shipment on HOLD; do not proceed with seizure and forfeiture 2. CONTACT a PPQ Regional Botanist for assistance¹
Attempt to export or re-export from the United States with an invalid CITES document or without a valid CITES document	→	Person is knowledgeable ²	<ol style="list-style-type: none"> 1. CONTINUE processing the violation and complete <i>PPQ Form 518, Notice of Violation</i>; seizure and forfeiture is warranted 2. GO to Step 2: Hold the Regulated Timber or Articles and Notify Parties
	Re-exporter presents regulated articles to you for the purpose of inquiring about CITES ³	There is no deliberate attempt to defraud or violate the regulations	PROVIDE the person with the required information to obtain the necessary CITES documents; seizure and forfeiture is not warranted
Attempt to import, export, or re-export regulated material through a non-designated port	→	Person is knowledgeable ¹	<ol style="list-style-type: none"> 1. CONTINUE processing the violation and complete <i>PPQ Form 518, Notice of Violation</i>; seizure and forfeiture is warranted 2. GO to Step 2: Hold the Regulated Timber or Articles and Notify Parties
	Person is unaware of the designated port requirement ⁴	There is no obvious attempt to defraud or violate the regulations	PROVIDE the person with the required information and allow to arrange to have the shipment rerouted to a designated port at the owner's expense
Evidence that a permit, certificate, or other official document was altered or forged to gain advantage	→	→	<ol style="list-style-type: none"> 1. CONTINUE processing the violation and complete <i>PPQ Form 518, Notice of Violation</i>; seizure and forfeiture is warranted
Quantities in excess of the quantity recorded on the CITES document	→	→	<ol style="list-style-type: none"> 2. GO to Step 2: Hold the Regulated Timber or Articles and Notify Parties
Unauthorized regulated material (CITES regulated articles that are not recorded on the CITES document)	→	→	
Violation other than listed in the cells above	→	→	<ol style="list-style-type: none"> 1. STOP processing the violation 2. CONTACT a PPQ Botanist through proper channels

- 1 PPO Regional Botanists (John Arcery, PPO Eastern Region, E-mail john.n.arcery@aphis.usda.gov; or Timothy Torbett, PPO Western Region, E-mail timothy.j.torbett@aphis.usda.gov).
- 2 Consider a person knowledgeable if any of the following apply: the person was given prior information regarding CITES regulations; is a *Protected Plant Permit (PPP)* holder; deliberately attempted to conceal CITES-regulated material; or is a repeat violator.
- 3 The lack of a CITES document by a re-exporter may be due, in part to a lack of knowledge about the regulations.
- 4 An attempt to import or re-export through a non-designated port may be due, in part to the person's lack of knowledge about the regulations.

Step 2: Hold the Regulated Timber or Articles and Notify Parties

If you have **not** already done so, then place the material moving in violation of CITES regulations on HOLD. Notify all parties involved that the material is **not** to be moved **without** CBP's or PPQ's permission. Continue to **Step 3: Estimate the Retail Value of the Timber or Articles Moving in Violation of the Legislation.**

Step 3: Estimate the Retail Value of the Timber or Articles Moving in Violation of the Legislation

If the same wood or article as the property on hold is sold in the United States, then use the price asked by the nearest retailer to estimate the value. If the same wood or article as the property on hold is **not** sold in the United States or if impractical to contact a retailer, then use the material's invoiced value. Continue to **Step 4: Start the Forfeiture Procedures.**

Step 4: Start the Forfeiture Procedures

The forfeiture procedures will allow you to seize (gain legal custody) and take possession of the material, and to facilitate prosecution by CBP, PPQ, or USFWS-Division of Management Authority (DMA).

After you have obtained the value of the material, then see **Table 4-2** to determine the forfeiture procedures to use.

TABLE 4-2 Determine Forfeiture Procedures to Use for Seized Timber or Articles

If:	And you estimate the value of the seized material to be:	Then:
Seized timber or articles	\$10,000 or less	GO to <i>Forfeiture Procedures for Seizures Valued at \$10,000 or Less</i>
	More than \$10,000	GO to <i>Forfeiture Procedures for Seizures Valued Greater than \$10,000</i>

Once **PPQ Form 624, Notice for Seizure and Proposed Forfeiture of Property Valued at \$10,000 or Less** or **PPQ Form 624A, Notice for Seizure of Property Valued Greater Than \$10,000** is completed and issued to the owner of the material, then the status of the material moves from held to seized and is now officially in the custody of CBP or PPQ.

Forfeiture Procedures for Seizures Valued at \$10,000 or Less

When the seizure is valued at \$10,000 or less, follow these steps and continue processing the violation:

1. Allow the owner to either waive title (by completing **PPQ Form 623, Waiver of Forfeiture Procedures by Owner of Seized Property**) to the material moving in violation of the legislation or to challenge the forfeiture of that material.
2. Advise the owner that the material becomes forfeited after 21 days.
3. Complete **PPQ Form 624, Notice for Seizure and Proposed Forfeiture of Property Valued at \$10,000 or Less** (see the examples on **page A-22** and **page A-26**; instructions for completing the *Part 1* on **page A-23**, and *Part 5* on **page A-27**) for material seized under CITES legislation.

Then do as follows:

- A. Verify that the file number is listed on all applicable forms (see **Filing System for Violations, Seizures, and Forfeitures on page 4-21**).
 - B. Make certain to record the date and time of posting PPQ Form 624: in *Block 7 of Part 1-PPQ Headquarters*, and in *Block 7a of Part 5-PPQ/CBP Port Worksheet*.
 - i. **Immediately** post PPQ Form 624, *Part 3-Port Copy (for posting)* at the CBP or PPQ office (where the material was seized) in a conspicuous place that is accessible to the public; and keep *Part 3-Port Copy* posted for 21 days.
 - ii. Make certain you enter the appropriate dates and times in *Blocks 6 and 7 of Part 5-PPQ/CBP Port Worksheet* of PPQ Form 624.
4. Distribute PPQ Form 623 and PPQ Form 624 as follows:
- A. If the owner or owner's agent is present and signs **PPQ Form 623, Waiver of Forfeiture Procedures by Owner of Seized Property**, then distribute the forms as follows:
 - Hand *Part 2 of PPQ Form 623* to the owner or agent
 - File *Part 1 of PPQ Form 623* in the CBP or PPQ port file
 - Keep *Part 4 of PPQ Form 624* in the port file (**not** necessary to provide the owner or agent with this copy)
 - Continue to 5. on **page 4-9**
 - B. If the owner or owner's agent is present and **did not** sign PPQ Form 623 or is **not** present, then send PPQ form 624, *Part 4-Owner*, by **Certified or Registered Mail with Return**

Receipt Requested together with the following, to all persons believed to be owners or to have an interest in the seized material⁵:

- **PPQ Form 623, Waiver of Forfeiture Procedures by Owner of Seized Property, Part 2**
- **PPQ Form 625 Claim and Bond**
- **PPQ Form 626, Petition for Remission or Mitigation of Forfeiture**

C. Make certain you enter the appropriate dates and times in *Blocks 6 and 7 on Part 5-PPQ/CBP Port Worksheet* of PPQ Form 624.



Important

If the owner or owner's agent is present and requests a copy of **PPQ Form 624, Notice for Seizure and Proposed Forfeiture of Property Valued at \$10,000 or Less**, then make a photocopy of *Part 4* and give the photocopy to the owner or owner's agent. You **must** also send the **original Part 4-Owner**, PPQ Form 624 to the owner or owner's agent by **Certified or Registered Mail** with **Return Receipt Requested** to comply with the regulations.



Important

If multiple owners or agents are identified, then you may send photocopies of the required forms in lieu of the actual forms.

5. Send (using overnight shipment with next-day delivery) *Part 1-PPQ Headquarters* **original** PPQ Form 624, and if applicable, the signed PPQ Form 623, to the National CITES Coordinator at the following address:

National CITES Coordinator
USDA-APHIS-PPQ
4700 River Road, Unit 52, 4D-04.20
Riverdale, MD 20737-1236

6. File and retain the following completed forms:

- A. After 21 days, remove, file, and retain the posted *Part 3-Port Copy* of PPQ Form 624.
- B. File and retain *Part 5-PPQ/CBP Port Worksheet* copy of PPQ Form 624, to know what has happened, who was notified, and when the next step is to be taken. Update *Part 5* as necessary.
- C. Make certain that all relevant documents have been collected and filed; and update the documents in the file as necessary.

⁵ Those that may have an interest include interested parties such as the owner's agent, shipping line, or supplier. These people are identified on PPQ Form 624, *Part 4* (worksheet), *Block 6*.

For detailed instructions on completing forms for seizures valued at \$10,000 or less, see the following in **Appendix A**:

- ◆ PPQ Form 621, **page A-13** through **page A-14**
- ◆ PPQ Form 623, **page A-19** through **page A-21**
- ◆ PPQ Form 624, *Part 1*, **page A-22** through **page A-25**
- ◆ PPQ Form 624, *Part 5-PPQ/CBP Port Worksheet*, **page A-26** through **page A-29**
- ◆ PPQ Form 625, **page A-37** through **page A-38**
- ◆ PPQ Form 626, **page A-39** through **page A-41**

If you need additional guidance, contact the PPQ Botanist at your port or the PPQ Botanist whose area of coverage services your port (see *Appendix G* in the *Manual for Agricultural Clearance* (MAC) at http://www.aphis.usda.gov/import_export/plants/manuals/ports/mac.shtml).

Continue to **Step 5: Safeguard the Seized Timber or Articles**.

**Forfeiture
Procedures for
Seizures Valued
Greater than
\$10,000**

When the seizure is valued greater than \$10,000, follow these forfeiture procedures, then continue processing the violation:

1. Complete **PPQ Form 624A, Notice for Seizure of Property Valued Greater Than \$10,000**. (See the examples on **page A-30** and **page A-34**; and the instructions in **Table A-4 on page A-31** and in **Table A-5 on page A-35**).
2. Make certain you enter the appropriate dates in **Block 7 PPQ Form 624A, Part 1 through 4**.
3. Make certain you enter the appropriate dates in **Blocks 6 and 7 of PPQ Form 624A, Part 5-PPQ/CBP Port Worksheet**.
4. Proofread the completed **PPQ Form 624A** to ensure that there are **no** inaccuracies or omissions.
5. Make sure that all relevant documents have been collected and filed. Update the file as necessary.
6. Write a narrative report of all relevant facts and circumstances of the violation, as follows:
 - ❖ Include the names of any witnesses
 - ❖ Cite the laws believed to have been violated
 - ❖ Prepare the narrative report on CBP or PPQ letterhead
 - CBP or PPQ letterhead **must** be dated and bear your name, signature, and title
 - CBP or PPQ Letterhead **must** be used since the seizure will be brought before a U.S. District Court by the U.S. Attorney's Office

If you need additional guidance, contact your PPQ Botanist through proper channels.

7. The Officer signs the **PPQ Form 624A**. Assemble the following documents for **overnight shipment** to the USDA National CITES Coordinator:
 - ❖ Narrative report **original** (written by CBP Agriculture Specialist, or PPQ Plant Health Safeguarding Specialist, or PPQ Export Certification Specialist)
 - ❖ **PPQ Form 624A, Part 1-PPQ Headquarters original**
 - ❖ Correspondence and documents that accompanied the shipment
8. Send (via **overnight** shipment for next-day delivery) the assembled documents (identified in 7, above), to the following address:

National CITES Coordinator
USDA-APHIS-PPQ
4700 River Road, Unit 52, 4D-04.20
Riverdale, MD 20737-1236

9. Use **Certified** or **Registered Mail** with **Return Receipt Requested** to send the following forms to all persons believed to be owners or to have an interest in the seized material⁶:
 - ❖ *PPQ Form 624A, Notice for Seizure of Property Valued Greater Than \$10,000, Part 4-Owner only*
 - ❖ *PPQ form 626, Petition for Remission or Mitigation of Forfeiture*
10. Retain the *PPQ Form 624A, Notice for Seizure of Property Valued Greater Than \$10,000, Part 2-PPQ/CBP Port File* and *Part 5-PPQ/CBP Port Worksheet* in your Port file for five years.



Important

If multiple owners or agents are identified, then you may send photocopies of the forms in lieu of the actual forms.

For detailed instructions on completing forms for seizures valued greater than \$10,000, see the following in **Appendix A**:

- ◆ ***PPQ Form 624A, Notice for Seizure of Property Valued Greater Than \$10,000 on page A-30 through page A-33***
- ◆ ***PPQ Form 624A, Notice for Seizure of Property Valued Greater Than \$10,000 on page A-30 through page A-36***
- ◆ ***PPQ Form 626, Petition for Remission or Mitigation of Forfeiture on page A-39 through page A-41***

Go to **Step 5: Safeguard the Seized Timber or Articles on page 4-13**.

⁶ Those that may have an interest include interested parties such as owner's agent, shipping line, or supplier. These people are identified on *PPQ Form 624A, Part 5, Block 6*.

Step 5: Safeguard the Seized Timber or Articles



Important

Notify all parties involved that the seized material is **not** to be moved without CBP's or PPQ's permission.

Request for Services to Transport, Store, and/or Dispose of Shipments

Safeguard the seized protected timber or articles until the material leaves your (CBP Agriculture Specialist (CBP-AS), PPQ Plant Health Safeguarding Specialist (PHSS), or PPQ Export Certification Specialist (PPQ ECS)) care. Make sure that **no** part of the shipment is lost.

Forfeiture procedures can take a lengthy amount of time and considerable storage costs may accumulate. When material is seized after being placed on hold pending final U.S. Government forfeiture, the CBP-AS, PPQ-PHSS, or PPQ-ECS **must immediately** contact the proprietor of the facility and inquire if there is room to continue to store the shipment at the facility and if storage fees apply to CBP or PPQ.

If any of the following conditions apply, then **immediately** complete a ***Request for Services to Transport, Store, and/or Dispose of Seized or Forfeited Shipments***:

- ◆ Room is **not** available to store the shipment at the port facility
- ◆ Storage fees apply to USDA-PPQ at the port facility where the seized items are being stored

Go to http://www.aphis.usda.gov/import_export/plants/manuals/ports/downloads/request_for_services.pdf to obtain a fillable copy of the *Request for Services to Transport, Store, and/or Dispose of Seized or Forfeited Shipments*. See **page A-4** for an example and instructions on completing the request.

Fax the completed *Request for Services to Transport, Store, and/or Dispose of Seized or Forfeited Shipments* to:

Attention: National CITES Coordinator
FAX # 301-734-3560

The contractor will contact the CBP or PPQ Point-of-Contact Officer to schedule an appointment to have the loading of the seized material supervised.

If room is available to store the shipment at the port facility and storage fees **do not** apply, then contact your Regional CITES Specialist (John Arcery, PPQ Eastern Region, E-mail

john.n.arcery@aphis.usda.gov or Timothy Torbett, PPQ Western Region, E-mail timothy.j.torbett@aphis.usda.gov), to determine if other temporary storage is necessary.

For seizures valued at \$10,000 or less, do as follows:

- ◆ If you did **not** receive a signed PPQ Form 623, then continue to ***Step 6: Forfeit Seized or Abandoned Material Valued at \$10,000 or Less***
- ◆ If you did receive a signed PPQ Form 623, then continue to ***Step 8: Start the Process for Disposal of Forfeited Material Valued at \$10,000 or Less***

For seizures valued greater than \$10,000, continue to ***Step 7: Await Court Decision for Seized or Forfeited Material Valued Greater Than \$10,000.***

Step 6: Forfeit Seized or Abandoned Material Valued at \$10,000 or Less

If *PPQ Form 625, Claim and Bond* is **not** received by your office within 20 days⁷ after posting the *Notice of Proposed Forfeiture*, or if the importer or re-exporter **does not** present an acceptable CITES document, then you may forfeit seized or abandoned property valued at \$10,000 or less.

If *PPQ Form 625, Claim and Bond*, is received directly by your office within 20 days after posting the *Notice of Proposed Forfeiture*, then go to ***Procedures to Follow Upon Receipt of PPQ Form 625, Claim and Bond on page 4-17.***



Important

If *PPQ Form 625, Claim and Bond*, was received by the PPQ Deputy Administrator's Office, then you will be notified by PPQ. If storage is available at the port facility at **no** charge, then continue to safeguard the seizure. You will be notified by PPQ of when the seized property can be forfeited; and you may be asked to serve papers issued by the U.S. Marshals Service.

If a CITES document is presented by an importer or exporter during the forfeiture process, then the document can **only** be accepted if the document was issued in accordance with *Conference Resolution 12.3, Section I*, paragraphs p), and q), (for replacement documents); and Section XIII, paragraphs a), b), and c), (for retrospective issue of permits and certificates). See ***Conference Resolution 12.3, Permits and Certificates on page B-4.*** Contact your Regional CITES Specialist⁸ to assist you with determining if the CITES document is acceptable.

⁷ The Deputy Administrator may extend the 20-day period with an appropriate statement on the posted notice of proposed forfeiture, if necessary, to allow a person deemed to have an interest in the property at least 10 days to file such a claim and bond after receipt of a notice of proposed forfeiture.

⁸ Regional CITES Specialists are John Arcery (for PPQ Eastern Region), e-mail john.n.arcery@aphis.usda.gov; and Timothy Torbett (for PPQ Western Region), e-mail timothy.j.torbett@aphis.usda.gov.

Procedures for Forfeiting Seized Property

If 20 days after posting **PPQ Form 624, Notice for Seizure and Proposed Forfeiture of Property Valued at \$10,000 or Less**, you **did not** receive **PPQ Form 625 Claim and Bond**; or you did **not** receive notification from the PPQ-HQ/Deputy Administrator's office that **PPQ Form 625** was received; or you did **not** receive an acceptable CITES document, then the seized property shall be forfeited as follows:

1. If **PPQ Form 626, Petition for Remission or Mitigation of Forfeiture**, was **not** received, then complete **PPQ Form 627, Declaration of Forfeiture**. See the example on **page A-42** and the dates recorded on **PPQ Form 624 Part 3-Port Copy**, and **Part 5-PPQ/CBP Port Worksheet**.



Important

If PPQ Form 626 is received prior to the completion of PPQ Form 627, then continue on to **Procedures to Follow Upon Receipt of PPQ Form 626, Petition for Remission or Mitigation of Forfeiture** on page 4-18.

If **PPQ Form 623, Waiver of Forfeiture Procedures by Owner of Seized Property**, was signed by the owner or agent, then completing PPQ Form 627 is **not** necessary.

2. Send **Part 2-Owner, PPQ Form 627, Declaration of Forfeiture**, by **Certified** or **Registered Mail with Return Receipt Requested**, to the owner(s) of the forfeited material. (If more than one owner, then send **Part 3-Owner** to the additional owner.)



Important

The seized material is now the property of the United States Government.

3. Retain **Part 1-PPQ Port File** copy of PPQ Form 627 in the port file.
4. Record in **Block 6** of **PPQ Form 624, Part 5-PPQ/CBP Port Worksheet**, the date and time you mail PPQ Form 627.

Continue to **Step 8: Start the Process for Disposal of Forfeited Material Valued at \$10,000 or Less** on **page 4-20**.

Procedures to Follow Upon Receipt of PPQ Form 625, Claim and Bond

If *PPQ Form 625, Claim and Bond*, is received by your office within 20 days after the date of posting, then do as follows:

1. Record in *Block 6* of **PPQ Form 624, Part 5-PPQ/CBP Port Worksheet**. the date PPQ Form 625 is received.
2. Make a photocopy of PPQ Form 625 and retain the copy in your files.
3. Send the **original** PPQ Form 625 (using **overnight** shipment for next day delivery) to the National CITES Coordinator at the following address:

National CITES Coordinator
USDA-APHIS-PPQ
4700 River Road, Unit 52, 4D-04.20
Riverdale, MD 20737-1236

The National CITES Coordinator will handle referral of PPQ Form 625 to the Deputy Administrator's Office. Continue to HOLD and safeguard the shipment.

4. The forfeiture process is now transferred from an APHIS administrative procedure to the Office of the U.S. District Court in the State where the seizure was made.
5. You will be notified by PPQ Headquarters of when to take custody of the seized or abandoned material. You may be asked to serve papers issued by the U.S. Marshals Service.



If *PPQ Form 625, Claim and Bond*, was received by the PPQ Deputy Administrator's Office, then you will be notified by PPQ Headquarters.

If the shipment is being stored at the port facility, then ask the proprietor if room is available to continue to store the shipment at **no** charge to DHS-CBP or USDA-PPQ (see [Request for Services to Transport, Store, and/or Dispose of Shipments](#) on page 4-13).

Since PPQ Form 625 has been received, the administrative forfeiture procedure ceases; **do not** mail *PPQ Form 627, Declaration of Forfeiture*, to the owner.

If either PPQ Form 625 or PPQ Form 626 has been received, then **do not** continue to **Step 8: Start the Process for Disposal of Forfeited Material Valued at \$10,000 or Less** until you have been notified by PPQ Headquarters to do so.

If **both** PPQ Form 625 and PPQ Form 626 were **not** received or you have been notified by PPQ Headquarters to start the process for disposal, then continue to **Step 8: Start the Process for Disposal of Forfeited Material Valued at \$10,000 or Less**.

Procedures to Follow Upon Receipt of PPQ Form 626, Petition for Remission or Mitigation of Forfeiture

If *PPQ Form 626, Petition for Remission or Mitigation of Forfeiture*, is received by your office, then do as follows:

1. Record in *Block 6* of **PPQ Form 624, Part 5-PPQ/CBP Port Worksheet**, the date PPQ Form 626 is received.
2. Make a photocopy of PPQ Form 626 and retain the copy in your files.
3. Send the **original** PPQ Form 626 (using overnight shipment for next day delivery), to the National CITES Coordinator at the following address:

National CITES Coordinator
USDA-APHIS-PPQ
4700 River Road, Unit 52, 4D-04.20
Riverdale, MD 20737-1236

The National CITES Coordinator will handle referral of PPQ Form 626 to the Deputy Administrator's Office.

4. Continue to safeguard the seized or forfeited property. A decision will be made by the Deputy Administrator to grant or deny the *Petition for Remission or Mitigation of Forfeiture*.



If you did **not** receive *PPQ Form 625, Claim and Bond*, but you have received *PPQ Form 626, Petition for Remission or Mitigation of Forfeiture*, and you did **not** already issue PPQ Form 627, then modify PPQ Form 627, *Block 6*, by adding, "A decision will be made pursuant to review of the received *Petition for Remission or Mitigation* by the Deputy Administrator." Issue the modified PPQ Form 627. CBP or PPQ **must** continue to safeguard the material until a final decision is made by the Deputy Administrator to grant or deny the petition.

If the shipment is being held at the port facility, then the CBP-AS or PPQ-PHSS or PPQ-ECS **must** immediately contact the proprietor of the port facility and re-inquire if space is still available to continue to store the shipment at **no** charge to DHS-CBP or USDA-PPQ.

If storage fees apply or space is **not** available at the port facility, then to continue to safeguard and store the shipment at the port, then complete the *Request for Services to Store, Transport, and/or Dispose of Seized or Forfeited Shipments* (a fillable request is available at http://www.aphis.usda.gov/import_export/plants/manuals/ports/downloads/request_for_services.pdf). See ***Request for Services to Transport, Store, and/or Dispose of Shipments*** on page 4-13 for distribution of the completed request.

Do not make arrangements to dispose of the material until you receive notification from PPQ Headquarters to do so. CBP or PPQ **must** continue to HOLD and safeguard the material until final notification.

If PPQ Form 626 is received by the PPQ Deputy Administrator, then you will be notified by PPQ Headquarters.

Step 7: Await Court Decision for Seized or Forfeited Material Valued Greater Than \$10,000

Proceedings for seizures valued greater than \$10,000 are forwarded to the U.S. Attorney's office in the State where the seizure occurred. Disposition of the seized material is decided upon by the U.S. District Court. Depending on case load, the judicial forfeiture process can take several months or longer.



Important

If the shipment is being stored at the port facility, then the CBP-AS or PPQ-PHSS or PPQ-ECS **must** immediately contact the proprietor of the port facility and re-inquire if space is still available to continue to hold the shipment at **no** charge to DHS-CBP or USDA-PPQ.

If storage fees apply or space is **not** available to continue to safeguard and store the shipment at the port, then complete the *Request for Services to Store, Transport, and/or Dispose of Seized or Forfeited Shipments* (a fillable request is available at http://www.aphis.usda.gov/import_export/plants/manuals/ports/downloads/request_for_services.pdf). See **Request for Services to Transport, Store, and/or Dispose of Shipments** on page 4-13 for distribution of the completed request.

If the District Court rules in favor of the Agency that made the seizure, then the seized material becomes the property of the U.S. Government, and can be disposed of. In most cases after the U.S. District Court makes their ruling, the forfeiture process is transferred to the U.S. Marshal's Service. The U.S. Marshals Service (**not** CBP or PPQ) finalizes custody and disposal of the forfeited material. You may be asked to serve papers issued by the U.S. Marshals Service.

Step 8: Start the Process for Disposal of Forfeited Material Valued at \$10,000 or Less

Seized material becomes the property of the U.S. Government 21 days after **PPQ Form 624, Notice for Seizure and Proposed Forfeiture of Property Valued at \$10,000 or Less**, is posted.

Sixty days after the forfeited material becomes U.S. Government property, CITES Appendix II and Appendix III material is routinely sold at auction. Forfeited CITES Appendix I material **cannot** be sold,

Since forfeited Appendix I material **must** be disposed of by other means, contact your PPQ Regional Botanist (John Arcery, PPQ Eastern Region, E-mail john.n.arcery@aphis.usda.gov; Timothy Torbett, PPQ Western Region, E-mail timothy.j.torbett@aphis.usda.gov) to discuss disposal options.

Complete and send a **Request for Services to Transport, Store, and/or Dispose of Seized or Forfeited Shipments** for forfeited CITES Appendix I, Appendix II, and Appendix III, as follows:

1. Fill out a **Request for Services to Transport, Store, and/or Dispose of Seized or Forfeited Shipments**. The request is available at http://www.aphis.usda.gov/import_export/plants/manuals/ports/downloads/request_for_services.pdf.
 - A. Note whether there is space available to continue to store the forfeited material for approximately 60 more days and the daily storage charge. (If you have not already done so, then contact the port facility where the shipment is being stored to obtain this information.)
 - B. If the shipment is already being held in contract storage, then **do not** complete another *Request for Services to Store, Transport, and/or Dispose of Seized or Forfeited Shipments* as the National CITES Coordinator will use the initial form.
2. Fax the completed *Request for Services to Store, Transport, and/or Dispose of Seized or Forfeited Shipments* to the National CITES Coordinator:

Attention: National CITES Coordinator
FAX: 301-734-3560

3. The contractor will contact the CBP or PPQ Point-of-Contact Officer to schedule an appointment to have the loading of the forfeited material supervised.

Request
Transport,
Storage, and
Disposal of
Forfeited
Material

Maintenance of CITES Documents

The CBP Agriculture Specialists, PPQ Plant Health Safeguarding Specialists, or PPQ Export Certification Specialists at the port should file and maintain associated CITES documents for the following reasons:

- ◆ Facilitate a civil or criminal proceeding
- ◆ Give immediate access to prior actions taken on seized material (in case you are asked questions about a particular action)
- ◆ Identify repeat offenders

Filing System for Violations, Seizures, and Forfeitures

To set up a filing system for violations, seizures, and forfeitures paperwork, use the following process:

1. Give each shipment found in violation of the legislation a separate file.
2. Label each file by first listing your port name, then the last two digits of the year followed by a hyphen, then the seizure number. The seizure number starts with 01 for the first seizure of the year. Each subsequent seizure will be numbered consecutively.

EXAMPLE	The Port of Miami's first file for 2006 would be: Miami 06-01. The second file would be numbered Miami 06-02.
----------------	--

3. Place *Part 5-PPQ/CBP Port Worksheet, of PPQ Form 624, Notice for Seizure and Proposed Forfeiture of Property Valued at \$10,000 or Less*, in the front of each file and update as necessary. Add all applicable forms, such as the following:
 - ❖ *PPQ Form 623, Waiver of Forfeiture Procedures by Owner of Seized Property* (if used)
 - ❖ *PPQ Form 625, Claim and Bond* (if used)
 - ❖ *PPQ Form 626, Petition for Remission or Mitigation of Forfeiture* (if used)
 - ❖ *PPQ Form 627, Declaration of Forfeiture* (if used)
 - ❖ Other relevant documents (i.e., Officer's Statement)

Retain each file for 5 years after the last documented action is taken.



Appendix A

Forms and Permits

Contents

Introduction	page A-2
Instructions for CBP to Order USDA Forms	page A-2
Request for Services to Transport, Store, and/or Dispose of Seized or Forfeited Shipments	page A-4
List of Violations	page A-7
PPQ Form 518, Report of Violation	page A-8
Purpose	page A-9
Instructions	page A-9
Distribution of PPQ Form 518	page A-12
PPQ Form 621, Application for Protected Plant Permit to Engage in Business of Importing, Exporting, or Re-exporting...	page A-13
Purpose	page A-14
Instructions	page A-14
Distribution of PPQ Form 621	page A-14
PPQ Form 622, General Permit	page A-15
Purpose	page A-16
Instructions	page A-16
Distribution of PPQ Form 622, General Permit	page A-16
PPQ Form 622, Protected Plant Permit	page A-17
Purpose	page A-18
Instructions	page A-18
Distribution of PPQ Form 622, Protected Plant Permit	page A-18
PPQ Form 623, Waiver of Forfeiture Procedures by Owner of Seized Property	page A-19
Purpose	page A-20
Instructions	page A-20
Distribution and Retention of PPQ Form 623	page A-21
PPQ Form 624, Notice for Seizure and Proposed Forfeiture of Property Valued at \$10,000 or Less	page A-22
PPQ Form 624, Parts 1 through 4	page A-22
Purpose	page A-23
Instructions for Completing PPQ Form 624, Parts 1 through 4	page A-23
Distribution and Retention of PPQ Form 624, Parts 1 through 4	page A-25
PPQ Form 624, Part 5-PPQ/CBP Port Worksheet	page A-26
Purpose	page A-27
Instructions for Completing PPQ Form 624, Part 5-PPQ/CBP Port Worksheet	page A-27
Distribution and Retention of PPQ Form 624, Part 5-PPQ/CBP Port Worksheet	page A-29
PPQ Form 624A, Notice for Seizure of Property Valued Greater Than \$10,000	page A-30
PPQ Form 624A, Part 1 through 4	page A-30
Purpose	page A-31
Instructions for Completing PPQ Form 624A, Parts 1 through 4	page A-31

- Distribution and Retention of PPQ Form 624A, Notice for Seizure of Property Valued Greater Than \$10,000, Parts 1-4 [page A-33](#)
- Purpose [page A-35](#)
- Instructions for Completing PPQ Form 624A, Part 5-PPQ/CBP Port Worksheet [page A-35](#)
- Distribution and Retention of PPQ Form 624A, Part 5-PPQ/CBP Port Worksheet [page A-36](#)
- PPQ Form 625 Claim and Bond [page A-37](#)
- Purpose [page A-38](#)
- Instructions [page A-38](#)
- Distribution of PPQ Form 625 [page A-38](#)
- Seizures Valued at \$10,000 or Less [page A-38](#)
- PPQ Form 626, Petition for Remission or Mitigation of Forfeiture [page A-39](#)
- Purpose [page A-40](#)
- Instructions [page A-40](#)
- Distribution of PPQ Form 626 [page A-41](#)
- Seizures Valued at \$10,000 or Less [page A-41](#)
- Seizures Valued Greater than \$10,000 [page A-41](#)
- PPQ Form 627, Declaration of Forfeiture [page A-42](#)
- Purpose [page A-43](#)
- Instructions [page A-43](#)
- Forfeitures Valued at \$10,000 or Less [page A-43](#)
- Distribution and Retention of PPQ Form 627 [page A-44](#)

Introduction

This appendix provides the reference list of violations to cite on PPQ forms, and examples and instructions for completing, distributing, and retaining PPQ forms.

Instructions for CBP to Order USDA Forms

CBP Field Offices may order USDA forms by following the procedures below:

1. Obtain a Director Field Operations (DFO) Customer Identification Number by providing the following information to the USDA forms point-of-contact via e-mail to Karen.A.Stratchko@aphis.usda.gov:
 - A. Full name of the person responsible for ordering USDA forms in the DFO Office.
 - B. Full mailing address of the DFO office (no P.O. box).
 - C. Telephone number of the point-of-contact in the Field Office.
 - D. Facsimile number of the point-of-contact in the Field Office.
 - E. E-mail address of the point-of-contact in the Field Office.

2. A DFO Customer Identification Number will be assigned to the CBP Field Office; and the designated point-of-contact in the CBP Field Office will be notified of the DFO Customer Identification Number.
3. Once the DFO Customer Identification Number has been assigned, the CBP Field Office person responsible for ordering USDA forms is strongly encouraged to order USDA forms via the Internet at www.bsc.usda.gov. As a last resort, the CBP Field Office person responsible for ordering USDA forms may FAX the order to the USDA point-of-contact (Ms. Karen Stratchko, FAX 301/734-5319; phone 301/734-7908); however, ordering USDA forms by FAX could lead to delays.
4. The CBP Field Office person ordering USDA forms **must** use the same DFO Customer Identification Number for all forms orders. Order **only** the forms and quantity needed and reorder when necessary. **Do not** order large quantities of USDA forms. Forms take approximately 5-10 days to arrive after receipt of order.

Request for Services to Transport, Store, and/or Dispose of Seized or Forfeited Shipments

Request for Services to Transport, Store, and/or Dispose of Seized or Forfeited Shipments

1. Seizure Number
 (see Forfeiture Number/Port File Number)

2. Description of Commodity
 (example: rough-sawn lumber)

3. Quantity and Unit
 list lumber in cubic meters; list veneer in square meters
 (examples: 340 cubic meters; 100 square meters; 250 cartons, 40 boxes; 1,500 dowels;
 10,000 pieces in 250 boxes; 45 pieces on 15 pallets)

4. Common Name of Wood

5. Scientific Name of Wood

6. Country of Origin **7. Weight in Kilograms**

8. Dimensions of the Shipment
 measure as one unit, then enter the length, width, and height in feet to determine the truck size needed to transport the shipment
Length **Width** **Height**

9. Value of Shipment \$ **10 a. Is the shipment on pallets?** YES NO
10b. If YES, are pallets part of the shipment? YES NO

11. Location of Seized Material
 name of the facility and complete address

12. CBP or PPQ Point-of-Contact CBP PPQ
 name and phone number

13. Storage Charges Accrued-to-date \$ **14. Amount the dock, pier, or warehouse will continue to charge on a daily basis** \$

15. Date the Forfeited Property Valued at \$10,000 or Less can Be Disposed
 must be the date PPQ Form 627 was sent plus 60 days and not before

If forfeited property is greater than \$10,000 value, then PPQ Headquarters will notify the contractor of the disposal date

FIGURE A-1 Example of Request for Services to Transport, Store, and/or Dispose of Seized or Forfeited Shipments

Purpose

The *Request for Services to Transport, Store, and/or Dispose of Seized or Forfeited Shipments* worksheet is part of the process to obtain the transportation, storage, and if applicable, disposal cost of seized or forfeited material. See **page 4-13** through **page 4-20** for additional information,

Instructions

Obtain a fillable copy of *Request for Services to Transport, Store, and/or Dispose of Seized or Forfeited Shipments* (available at http://www.aphis.usda.gov/import_export/plants/manuals/ports/downloads/request_for_services.pdf), and complete the request as instructed in **Table A-1** below.

TABLE A-1 Instructions for Completing Request for Services to Transport, Store, and/or Dispose of Seized or Forfeited Shipments

Block		Instructions
1	Seizure Number	ENTER the forfeiture number or port file number
2	Description of Commodity	ENTER a description of the material seized or forfeited
3	Quantity and Unit	LIST the quantity and unit of the material seized
4	Common Name of Wood	LIST the common name of the wood the material or articles are derived
5	Scientific Name	LIST the scientific name of the seized wood
6	Country of Origin	LIST the country where the wood originated
7	Weight in Kilograms	LIST, in kilograms, the weight of the shipment or wood seized or forfeited
8	Dimensions of the Shipment	MEASURE the material seized as one entire unit, and ENTER the dimensions in feet
9	Value of Shipment	LIST the value of the items seized or forfeited
10a	Is the shipment on pallets?	CLICK the appropriate YES or NO button
10b	If YES, are pallets part of the shipment?	If the pallets were removed and seized as part of the shipment then click YES; if not, click NO
11	Location of Seized Material	LIST the name of the facility where the seized material is currently located, and the complete address of the facility
12	CBP or PPQ Point-of-contact	<ul style="list-style-type: none"> ◆ If CBP is the point-of-contact, then CLICK the CBP button and ENTER the CBP point-of-contact's name and phone number ◆ If PPQ is the point-of-contact, then CLICK the PPQ button and ENTER the PPQ point-of-contact's name and phone number

TABLE A-1 Instructions for Completing Request for Services to Transport, Store, and/or Dispose of Seized or Forfeited Shipments (continued)

Block		Instructions
13	Storage Charges Accrued-to-date	<ul style="list-style-type: none"> ◆ If there are any storage costs as of today, then LIST the storage costs ◆ If there are no storage costs as of today, then ENTER a 0
14	Amount the dock, pier, or warehouse will continue to charge on a daily basis	ASK the dock, pier, or warehouse how much they will continue to charge each day for storing the shipment
15	Date the Forfeited Property Valued at \$10,000 or Less can Be Disposed	<p>If the shipment is valued at \$10,000 or under, COUNT from the date PPQ Form 627 was sent plus 60 days and ENTER the disposal date</p> <p>If the forfeited property is valued greater than \$10,000, then PPQ Headquarters will notify the contractor of the disposal date</p>

Distribution of Request for Services to Transport, Store, and/or Dispose of Seized or Forfeited Shipments

Fax the completed worksheet to the National CITES Coordinator:

Attn: National CITES Coordinator
 FAX #301-734-3560

The contractor will contact the CBP or PPQ Point-of-contact Officer to schedule an appointment to have the loading of the forfeited material supervised.

List of Violations

Use the violations listed in **Figure A-2** as a reference for the citation of regulations for CITES violations when completing PPQ Form 518, and the seizure and forfeiture forms PPQ Form 623, PPQ Form 624, PPQ Form 624A, and PPQ Form 627.

Regulation	Violation	Acceptable forms to cite regulation as appropriate
16 USC 1538(c)(1)	Any violation of CITES	<ul style="list-style-type: none"> ◆ PPQ Form 518 ◆ PPQ Form 623 ◆ PPQ Form 624 ◆ PPQ Form 624A ◆ PPQ Form 627
50 CFR 23.11	Any violation of CITES	
50 CFR 23.12 (a)(1)	CITES violations involving the importation of Appendix I species	
50 CFR 23.12(b)(1)	CITES violations involving the exportation or re-exportation of Appendix I and Appendix II species	
50 CFR 23.12(a)(2)	CITES violations involving the importation of Appendix II species	
50 CFR 23.12(a)(3)	CITES violations involving the importation of Appendix III species	
50 CFR 23.12(b)(2)(i)	CITES violations involving the exportation or re-exportation of species listed in Appendix III by the United States	
50 CFR 23.12(b)(2)(ii)	CITES violations involving the exportation or re-exportation of species not listed in Appendix III by the United States	
50 CFR 24.11 & 24.12	Violations involving the import , export , or re-export of any CITES species through a non-designated port	
16 USC 1538(f)(1)		
7CFR 355.11	Violations of the <i>Protected Plant Permit (PPP)</i> requirement for commercial importation, exportation, or re-exportation of CITES species	◆ PPQ Form 518 ¹
7 CFR 355.20	Violations of the marking and notification requirements for CITES species imported, exported, or re-exported by means other than the mail	
7 CFR 355.21	Violations of the marking and notification requirements for CITES species imported, exported, or re-exported by mail	
7 CFR 355.22(a)	Violations of the requirement to have CITES documentation validated prior to the movement of an import of a CITES species from the Customs inspection area	
7 CFR 355.22(b)	Violations of the requirement to have CITES documentation validated prior to the exportation or re-exportation of a CITES species	
7 CFR 355.23	Violations of the requirements involving record keeping, access, and reports for the commercial importation, exportation, or re-exportation of CITES species	

FIGURE A-2 Reference for CITES Violations Citation of Regulations on Applicable PPQ Forms 518, 623, 624, 624A, and 627

¹ If the violation warrants seizure and forfeiture, then citation of 7CFR 355 may be used on PPQ Forms 623, 624, 624A, and 627. See [Step 1: Determine if a Violation of USDA Regulations Concerning CITES Regulated Plants Exists](#) on page 4-2.

PPQ Form 518, Report of Violation

The information requested is voluntary, and is needed to record your knowledge of possible irregularities under the USDA Plant Protection and Quarantine Program.

U. S. DEPARTMENT OF AGRICULTURE
 ANIMAL AND PLANT HEALTH INSPECTION SERVICE

REPORT OF VIOLATION

SERIAL NO. A 98255

3. WHERE INTERCEPTED (City or Port, and State; also county if domestic) Jamaica, New York		1. DATE VIOLATION DISCOVERED June 28, 2004	2. VIOLATED - REG./COMPL. AGREEMENT *See Block 15, REMARKS
6. ARTICLE MOVED IN VIOLATION OF REGULATIONS CITES Regulated timber		4. COUNTRY OF ARTICLE (Include county if domestic) Brazil	
7. NAME AND BUSINESS ADDRESS OF VIOLATOR (Shipper, caterer, cleaner, garbage handler, servicing agent, broker, ship's agent, etc. Identify which.) Jeffrey's Guitars 140 Pine Ridge Road Delray Beach, FL 33446		8. IDENTITY OF ARTICLE (Serial No., Waybill No., description, etc.) Guitar parts BL MOLU-82534A36-0	
10. NAME AND BUSINESS ADDRESS OF CARRIER DHL 1345 Main Street Memphis, TN 38103		8. VIOLATOR HAD Compliance agreement? <input type="checkbox"/> Yes <input type="checkbox"/> No Permit? <input checked="" type="checkbox"/> Yes <input type="checkbox"/> No	
12. IDENTITY OF CARRIER PLANE Acft. No. DHL Flight No. DL72 SHIP Flag Name ROAD VEHICLE License No.		9. IF NO, VIOLATOR WAS AWARE OF REGULATION <input type="checkbox"/> Yes <input type="checkbox"/> No <input type="checkbox"/> Unknown If "Yes" - how informed and when?	
14. DISPOSITION OF PEST RISK (i.e., articles named in Item 5 were fumigated, destroyed, etc.) N/A		11. CARRIER WAS AWARE OF REGULATION <input type="checkbox"/> Yes <input checked="" type="checkbox"/> No <input type="checkbox"/> Unknown If "Yes" - how informed and when?	
15. REMARKS (Attach additional sheet, if needed) * 2. VIOLATED REG. 16 USC 1538(c)(i), 7CFR 355.20, 50CFR 23.11, 50 CFR 23.12(a)(i) The violator attempted to import .5 M³ of Dalbergia nigra (Brazilian rosewood) wood without CITES documentation. The wood was not listed as rosewood or Dalbergia nigra on the tag, invoice, packing list, or markings on the shipping container. The importer did not notify CBP. Therefore, the importer failed to provide the genus and species of the regulated material.		13. NAME AND BUSINESS ADDRESS OF CONSIGNEE Same as Block 7	
16. VIOLATOR OR CARRIER'S STATEMENT OF VIOLATION (Attach additional sheet, if needed identify who gave statement) Violator stated he was unaware of the regulations.			
17. OFFICER'S STATEMENT: Must attach a detailed, signed and dated statement. State how the action violated the regulations or compliance agreement cited in Item 2. Describe fully the facts of the violation from discovery through disposition of pest risk including when, who, what, and where.			
18. SIGNATURE OF INITIATING OFFICER <i>Tony L. James</i>	19. PRINTED NAME OF OFFICER AND WORK UNIT TONY L. JAMES, CARGO	20. DATE REPORT COMPLETED JUNE 28, 2004	
21. OFFICER IN CHARGE COMMENTS (Attach additional sheet, if needed) List Previous Violations: NONE Recommendations: Civil Penalty			
22. SIGNATURE OF OFFICER IN CHARGE <i>John S. Murray</i>	23. PRINTED NAME OF OFFICER IN CHARGE AND WORK UNIT John S. Murray	24. DATE SIGNED June 28, 2004	

PPQ FORM 518 (MAR 88) Previous editions obsolete.

PART 1 - IES STAFF

FIGURE A-3 Example of PPQ Form 518, Report of Violation

Purpose

PPQ Form 518, Report of Violation, as relates to CITES is used to report violations of 7CFR 355, 50CFR 23, and 50CFR 24, and becomes part of the total case file together with the Officer's Statement.

Instructions

Follow the instructions in **Table A-2** to complete PPQ Form 518 for CITES violations.

TABLE A-2 Instructions for Completing PPQ Form 518, Report of Violation

Block		Instructions
1	DATE VIOLATION DISCOVERED	1. LIST the date the violation was discovered 2. If discovered after the violation occurred, then EXPLAIN in <i>Block 15, REMARKS</i>
2	VIOLATED-REG/COMPL AGREEMENT	CITE the regulations violated; see A-2, Reference for CITES Violations Citation of Regulations on Applicable PPQ Forms 518, 623, 624, 624A, and 627, on page A-A-7
3	WHERE INTERCEPTED	LIST the name of the port where the violation occurred
4	ORIGIN OF ARTICLE (include country if domestic)	LIST the name of the country where the article originated or the timber was grown
5	ARTICLE MOVED IN VIOLATION OF REGULATIONS	LIST the name of the CITES regulated articles
6	IDENTITY OF ARTICLE	LIST the waybill number, serial number, etc.
7	NAME AND ADDRESS OF VIOLATOR	LIST the violator's name and business address
8	VIOLATOR HAD	CHECK the applicable box
	Compliance agreement	LEAVE blank; not applicable
	Permit	◆ If the violator had a permit, then CHECK YES ◆ If the violator did not have a permit, then CHECK NO
9	IF NO, VIOLATOR WAS AWARE OF REGULATION	COMPLETE as applicable
	If YES, how informed and when	COMPLETE as applicable
10	NAME AND BUSINESS ADDRESS OF CARRIER	LIST the carrier's name and business address
11	CARRIER WAS AWARE OF REGULATION	CHECK the applicable box
12	IDENTITY OF CARRIER	COMPLETE as appropriate
13	NAME AND BUSINESS ADDRESS OF CONSIGNEE	LIST the name and address of the violator (same as <i>Block 7</i>)
14	DISPOSITION OF PEST RISK	LEAVE blank; not applicable

TABLE A-2 Instructions for Completing PPQ Form 518, Report of Violation (continued)


Block	Instructions
15	REMARKS ENTER any pertinent remarks
16	VIOLATOR OR CARRIER'S STATEMENT OF VIOLATION If applicable, do the following: 1. ASK the violator to provide an explanation of the incident and get a written statement as soon as possible 2. GET statements from the carrier, agent, importer, or any other party involved 3. TITLE the statement "Violator's Statement" or "Agent's Statement", etc., and GIVE the statement an exhibit number and ENTER the words "See attached [Violator/Carrier/Agent/Importer's] Statement" in this block 4. If the person refuses to write a statement, then DO as follows: ◆ ASK the person to tell you what happened relative to the violation ◆ WRITE down exactly what the person says ◆ INDICATE the statement was transcribed by you, the officer and use your transcription as the statement 5. If the person gives you only a few brief remarks, then LIST these directly in <i>Block 16</i>
17	OFFICER'S STATEMENT <div style="display: flex; align-items: center; margin-top: 10px;">  <div style="background-color: #e0f2f1; padding: 5px; border: 1px solid #ccc;"> <p>An Officer's Statement must be written and accompany each completed PPQ Form 518 submitted.</p> </div> </div> <p style="text-align: center; margin-top: 5px;">Important</p> 1. WRITE your explanation of the violation on a separate sheet of paper and title "Officer's Statement" 2. GIVE this statement an exhibit number 3. DESCRIBE all the facts that resulted in the article listed in <i>Block 5</i> being in violation of the regulation listed in <i>Block 2</i> 4. STATE all the facts including who, what, when, where, how 5. INCLUDE the following information where appropriate: ◆ When and where the violation occurred ◆ How the violation occurred ◆ Identify the owner of the regulated articles ◆ Refer to your exhibits and explain their relevance to the case ◆ If you witnessed the violation, state so 6. Officer SIGNS and DATES the statement 7. If more than one officer was involved with the violation, then each officer must WRITE a separate statement
18	SIGNATURE OF INITIATING OFFICER Initiating officer SIGNS this block
19	PRINTED NAME AND WORK UNIT PRINT the initiating officer's name and work unit

TABLE A-2 Instructions for Completing PPQ Form 518, Report of Violation (continued)

Block		Instructions
20	DATE REPORT COMPLETED	LIST the date this form is completed
21	OFFICER IN CHARGE COMMENTS	1. LIST any additional information that may help to substantiate the case, such as previous warning letters and dates sent, any known previous civil penalties, case numbers, and dates and amounts of penalties assessed 2. LIST your recommendation for one of the following: <ul style="list-style-type: none"> ◆ Warning letter ◆ Civil penalty ◆ Criminal penalty
22	SIGNATURE OF OFFICER IN CHARGE	Officer-in-charge (Port Director) signs
23	PRINTED NAME OF OFFICER IN CHARGE AND WORK UNIT	PRINT the name and work unit of officer-in-charge (Port Director)
24	DATE SIGNED	LIST the date the officer-in-charge signed <i>Block 22</i>

Distribution of PPQ Form 518

Include *PPQ form 518, the Officer's Statement*, and any other attached statements in the case file in the distribution shown in **Table A-3**.

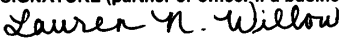
TABLE A-3 Distribution of PPQ Form 518 Case File

If you are:	Then:
CBP	SEND through channels
PPQ Plant Health Safeguarding Specialist or PPQ Export Certification Specialist	<ol style="list-style-type: none"> 1. MAKE a copy for your file 2. GIVE or SEND the originals of the entire case file to the Port Director
Port Director	<ol style="list-style-type: none"> 1. If you made a separate statement concerning the violation, then ATTACH the statement to the top of the file 2. GIVE or SEND the entire case file to the Plant Health Director of the State where the violation originated
State Plant Health Director	<ol style="list-style-type: none"> 1. ARRANGE the contents of the case file in the following order: <ol style="list-style-type: none"> a. Port Director's Statement b. PPQ Form 518 c. List of Exhibits d. Officer's Statement e. Clear readable copies of all other documents in the file f. Photographs and other physical evidence g. Warning letter or other information about previous violations 2. SEND the entire case file (originals) to Investigative and Enforcement Services at the following address: <p style="margin-left: 40px;">USDA-APHIS-IES 4700 River Road, Unit 85 Riverdale, MD 20737</p>

PPQ Form 621, Application for Protected Plant Permit to Engage in Business of Importing, Exporting, or Re-exporting...

According to the Paperwork Reduction Act of 1995, no persons are required to respond to a collection of information unless it displays a valid OMB control number. The valid OMB control number for this information collection is 0579-0076. The time required to complete this information collection is estimated to average 1 hour per response, including the time for reviewing instructions, searching existing data sources, gathering and maintaining the data needed, and completing and reviewing the collection of information.

FORM APPROVED
OMB NO 0579-0076

U.S. DEPARTMENT OF AGRICULTURE ANIMAL AND PLANT HEALTH INSPECTION SERVICE PLANT PROTECTION AND QUARANTINE	MAIL COMPLETED APPLICATION WITH CHECK TO: USDA-APHIS-PPQ-Permit Unit 4700 River Road, Unit 136 Riverdale, Maryland 20737-1236 (877) 770-5990		
APPLICATION FOR PROTECTED PLANT PERMIT TO ENGAGE IN THE BUSINESS OF IMPORTING, EXPORTING OR RE-EXPORTING TERRESTRIAL PLANTS REGULATED BY 50 CFR 17.12 AND 23.23			
INSTRUCTIONS: One copy of this application must be accompanied by a check or money order for \$70.00 made payable to: Plant Protection and Quarantine. In addition, if you are importing wood products, "Regulated under 7 CFR 319.40", please complete PPQ Form 585. If you are importing regulated plant material, please complete PPQ Form 587 in addition to this form.			
1. NAME AND UNITED STATES ADDRESS OF APPLICANT: Woodrow J. Willow 10 S. Main Street Willow, WI 54811	2. NAME OF BUSINESS: WJW Lumber Company, Inc. 3. TELEPHONE NO.: 512-555-4321 4. FAX NO.: 512-555-4333		
5. FORM OF BUSINESS ("X" one if applying as a business) <input checked="" type="checkbox"/> Corporation <input type="checkbox"/> Firm <input type="checkbox"/> Partnership <input type="checkbox"/> Other (specify)			
5(a). Describe the Nature of Your Activities Relating to Importing, Exporting, or Reexporting Plants Regulated by 50 CFR 17.12 and 23.23. Import bigleaf mahogany (<i>Swietenia macrophylla</i>) to manufacture plywood			
5(b). List the Name and Address of Each Partner, Officer, Director, Holder, and Owner of 10% or More of Voting Stock, and Employee in Managerial or Executive Capacity (use plain paper if additional space is needed) <table style="width: 100%;"> <tr> <td style="width: 50%;">Woodrow J. Willow 10 S. Main Street Willow, WI 54811</td> <td style="width: 50%;">Lauren N. Willow 10 S. Main Street Willow, WI 54811</td> </tr> </table>		Woodrow J. Willow 10 S. Main Street Willow, WI 54811	Lauren N. Willow 10 S. Main Street Willow, WI 54811
Woodrow J. Willow 10 S. Main Street Willow, WI 54811	Lauren N. Willow 10 S. Main Street Willow, WI 54811		
6. Address(es) Where Plants Regulated by 50 CFR 17.12 and 23.23 Would be Grown or Stored and Any Other Location Where Activities Related to Such Plants Would be Conducted: 10 S. Main Street, Willow, WI 54811 5050 Willow Wood Lane, Willow, WI 54811			
7. Street Address Where Books or Records Concerning the Importation, Exportation or Reexporting of Plants Regulated by 50 CFR 17.12 and 23.23 will be kept: 10 S. Main Street Willow, WI 54811	8. Name and Address of the Person Authorized to Make Records or Plant Inventories Available for Examination by Inspectors: Lauren N. Willow 10 S. Main Street Willow, WI 54811 Telephone Number (include Area Code): 512-555-4321		
I hereby certify that the information in this application is complete and accurate to the best of my knowledge and belief. WARNING: Any alteration, forgery, or unauthorized use of this document is subject to civil penalties of up to \$250,000 (7 U.S.C 7734(b)) or punishable by a fine of not more than \$10,000, or imprisonment of not more than 5 years, or both (18 U.S.C 1001) False Statement:			
9. SIGNATURE (partner or officer if a business) 	10. DATE 7-31-05		

PPQ FORM 621 (NOV 2004) Previous edition is obsolete.

FIGURE A-4 Example of PPQ Form 621, Application for Protected Plant Permit to Engage in the Business of Importing, Exporting, or Re-exporting Terrestrial Plants

Purpose

PPQ Form 621, Application for Protected Plant Permit to Engage in the Business of Importing, Exporting, or Re-exporting Terrestrial Plants, is used to apply for a PPQ Form 622, Protected Plant Permit.

The previous edition and title, *PPQ Form 621, Application for General Permit to Engage in the Business of Importing, Exporting, or Re-exporting Terrestrial Plants*, is obsolete.

Instructions

The permittee completes this form.

Distribution of PPQ Form 621

The permittee sends the completed form along with a \$70 check or money order made payable to "Plant Protection and Quarantine" to the PPQ Permit Unit at the following address:

USDA-APHIS-PPQ
Permit Unit
4700 River Road, Unit 136
Riverdale, MD 209737-1236

PPQ Form 622, General Permit

The previously-issued General Permit is obsolete, and has been replaced by **PPQ Form 622, Protected Plant Permit**.

No. _____

**United States
Department of
Agriculture**

Animal and
Plant Health
Inspection
Service

Plant Protection
and Quarantine

General Permit

**To engage in the business of
importing, exporting or reexporting terrestrial plants
listed in 50 CFR 17.12 or 23.23**

Issued to:

Expiration Date Approving Official

PPQ FORM 622
(APR 95)

PART 1 - PERMITTEE

FIGURE A-5 Example of PPQ Form 622, General Permit (expired)

Purpose

PPQ Form 622, has been renamed and is now issued as *PPQ Form 622, Protected Plant Permit*. See ***PPQ Form 622, Protected Plant Permit*** on **page A-17**.


Instructions

All previously-issued General Permits have expired. If an expired General Permit is presented, **do not** accept the expired permit. See *PPQ Form 622, Protected Plant Permit* ***Instructions*** on **page A-18**.

Distribution of PPQ Form 622, General Permit

PPQ Form 622, General Permit, was issued and distributed by the USDA-APHIS-PPQ Permit Services until October 4, 2005. Retain General Permits that are part of your port files for the standard time period.

PPQ Form 622, Protected Plant Permit

 United States Department of Agriculture Animal and Plant Health Inspection Service Plant Protection and Quarantine	No. _____ <i>Protected Plant Permit</i> To engage in the business of importing, exporting, or reexporting terrestrial plants regulated by 50 CFR 17.12 or 23.23 Issued to: _____ Expiration Date Approving Official
--	--

PPQ FORM 622 (JAN 2004)

PART 1 - PERMITTEE

FIGURE A-6 Example of PPQ Form 622, Protected Plant Permit (blank)

Purpose

PPQ Form 622, Protected Plant Permit (PPP), is one document required for importers, exporters, and re-exporters to engage in the commercial trade of CITES listed plants.

PPQ Form 622 was formerly titled *General Permit (GP)*. All previously-issued *General Permits* have now expired.

Instructions

Applicants **must** first complete and submit PPQ Form 621 before obtaining a *Protected Plant Permit*.

Distribution of PPQ Form 622, Protected Plant Permit

PPQ Form 622, Protected Plant Permit, is issued and distributed by USDA-APHIS-PPQ Permit Services. Retain copies of the PPP in your port files for the standard time period.

PPQ Form 623, Waiver of Forfeiture Procedures by Owner of Seized Property
 The following example is for seizures valued at \$10,000 or less.

Filing of this waiver is voluntary, and waives the requirement for formal notice at each step of the legal proceedings (7 CFR 356).		See reverse side for additional information.	FORM APPROVED OMB NO. 0579-0076
U.S. DEPARTMENT OF AGRICULTURE ANIMAL AND PLANT HEALTH INSPECTION SERVICE PLANT PROTECTION AND QUARANTINE		FILE NO. Miami 04-03	
WAIVER OF FORFEITURE PROCEDURES BY OWNER OF SEIZED PROPERTY			
1. The property described below was seized by the U. S. Department of Agriculture on (date) <u>06/28/04</u> at (time) <u>1430</u> at (place) <u>Pier 17, Port of Miami</u> and is now in the custody of the Officer in Charge of Plant Protection and Quarantine, at <u>Miami, Florida</u> This property is subject to procedures relating to forfeitures in 7 CFR 356.1 - 356.9.			
2. DESCRIPTION OF PROPERTY			
Common Name	Scientific Name	Number of Plants or Parts	
Bigleaf Mahogany	<i>Swietenia macrophylla</i>	30 cubic meters	
3. DESCRIPTION OF PROPERTY OTHER THAN PLANTS (include any identifying numbers): 10 bundles of lumber stenciled BLC in red paint			
4. THIS PROPERTY WAS SEIZED BECAUSE The CITES document presented had expired THIS WAS IN VIOLATION OF <u>16 USC 1538(c)(i), 50CFR 23.11, 50 CFR 23.12(a)(ii)</u>			
5. PLANTS NOW LOCATED AT Pier 17, Port of Miami		6. ARRIVED ON (Carrier) <u>06/24/04</u> 7. WAYBILL NO. <u>MOLU37560 A7-5</u>	
I hereby voluntarily abandon the plants listed above to the U.S. Government. I understand that the following are my rights concerning the above listed property:			
1. The right to challenge a forfeiture action brought by the United States Government. This is done by filing a claim to the property and a bond in the amount of \$250., with sureties to be approved by the Deputy Administrator, Plant Protection and Quarantine. I understand that in case of condemnation of the articles so claimed, I, as obligor, shall pay all the costs and expenses of the proceedings to obtain such condemnation. Any claim and bond challenging the forfeiture action must be received in the above mentioned Plant Protection and Quarantine Office within 20 days after the posting of a copy of a notice of seizure and proposed forfeiture and shall state claimant's interest in the property.			
2. The right to file a petition for remission or mitigation of forfeiture with the Deputy Administrator, Plant Protection and Quarantine, Animal and Plant Health Inspection Services, U. S. Department of Agriculture, Room 302-E Administration Building, Washington, DC 20250, in accordance with the procedures in 7 CFR 356.7 (copy of this section of the regulation is reproduced on the reverse of this form). This does not allow the remission or mitigation of plants that are without documentation required under 50 CFR Chapter I.			
I have read and understand the rights stated above and knowingly waive all my claims to, interests in, and further rights or proceedings relative to such plants, including the right to challenge forfeiture actions and the right to petition for remission or mitigation of forfeiture.			
8. NAME AND ADDRESS OF OWNER(S) Frederick Bowman, Bowman's Lumber Company, 167 Industry Blvd., Delray Beach, FL 33446			
9. SIGNATURE OF OWNER(S) <i>Frederick Bowman</i>		10. DATE <u>06/28/04</u>	
11. SIGNATURE OF WITNESS <i>Douglas Bowman</i>		12. DATE <u>06/28/04</u>	
13. DISPOSITION OF PLANTS Lumber on HOLD and Safeguarded at Pier 17, Port of Miami			
PPQ FORM 623 (JUN 89)		PART 1 - PPQ PORT FILES	

FIGURE A-7 Example of PPQ Form 623, Waiver of Forfeiture Procedures by Owner of Seized Property

Purpose

PPQ Form 623, Waiver of Forfeiture Procedures by Owner of Seized Property, is used to allow the owner to waive title to the material moving in violation of the legislation. This form is used for seizures valued at \$10,000 or less.

Instructions

Complete PPQ Form 623 as shown in **Table A-1** below.

TABLE A-1 Instructions for Completing PPQ Form 623, Waiver of Forfeiture Procedures by Owner of Seized Property (for seizures valued at \$10,000 or less)

Block	Instructions
FILE NO.	List the port file number (see Filing System for Violations, Seizures, and Forfeitures)
1 The property described below was seized by the U.S. DA on <i>[date]</i> at <i>[time]</i> at <i>[place]</i>	<ol style="list-style-type: none"> LIST the date and time CBP or PPQ determines a shipment warrants forfeiture procedure and verifies the physical location of the shipment as either in a CBP- or PPQ-owned, leased, or approved facility, or within a Customs bonded operation (seizure date) LIST the name of the port, city and State where the seizure occurred LIST the city and state where the property is being held
2 DESCRIPTION OF PROPERTY	<ol style="list-style-type: none"> LIST the common name of the wood the article or lumber is derived from LIST the scientific name of the wood the article is derived from LIST the quantity seized (number of pieces, cubic meters, squares meters, etc. according to commodity)
3 DESCRIPTION OF PROPERTY...	<ol style="list-style-type: none"> MODIFY this block by crossing out or lining out the words "OTHER THAN PLANTS" WRITE a description of the article (include identifying marks, serial number, etc.)
4 THIS PROPERTY WAS SEIZED BECAUSE	WRITE a description of the violation EXAMPLE The CITES document presented has expired.
THIS WAS IN VIOLATION OF	WRITE the CFR number and USC number of the regulation violated (see List of Violations on page A-7, Figure A-2)
5 PLANTS NOW LOCATED AT	LIST the location of the plants, plant parts, or derivatives (such as wood, lumber, or articles made from wood)
6 ARRIVED ON	LIST the carrier's name
7 WAYBILL NO	LIST the waybill number
8 NAME AND ADDRESS OF OWNER(S)	Owner COMPLETES this block and LISTS name and address
9 SIGNATURE OF OWNER(S)	Owner SIGNS this block
10 DATE	Owner LISTS the date signed

TABLE A-1 Instructions for Completing PPQ Form 623, Waiver of Forfeiture Procedures by Owner of Seized Property (for seizures valued at \$10,000 or less) (continued)

Block		Instructions	
11	SIGNATURE OF WITNESS	CBP Agriculture Specialist, PPQ Plant Health Safeguarding Specialist, or PPQ Export Certification Specialist SIGNS as a WITNESS to the owner signing <i>Block 9</i> ; otherwise, another person should sign as witnessing the signing of <i>Block 9</i>	
12	DATE	Witness (to the signing of <i>Block 9</i>) ENTERS the date <i>Block 11</i> is signed	
13	DISPOSITION OF PLANTS	CBP Agriculture Specialist, PPQ Plant Health Safeguarding Specialist, or PPQ Export Certification Specialist RECORDS the status of the seizure <div style="text-align: center;"> EXAMPLE <table border="1" style="display: inline-table; margin-left: 20px;"> <tr> <td>Lumber is on HOLD at Pier 17.</td> </tr> </table> </div>	Lumber is on HOLD at Pier 17.
Lumber is on HOLD at Pier 17.			

Distribution and Retention of PPQ Form 623

Distribute and retain PPQ Form 623 as follows:

- ◆ If the owner or owner's agent is present and signs ***PPQ Form 623, Waiver of Forfeiture Procedures by Owner of Seized Property***, then distribute the form as follows:
 - ❖ FILE *Part 1* in the Port file and retain for 5 years
 - ❖ GIVE *Part 2* to the owner or agent
- ◆ If the owner or owner's agent is present but will **not** sign the form or is **not** present, then send ***PPQ Form 623, Waiver of Forfeiture by Certified or Registered Mail with Return Receipt Requested***, together with the following forms to all persons believed to be the owner or owners or to have an interest in the seized material¹:
 - ❖ *PPQ Form 624, Notice for Seizure and Proposed Forfeiture of Property Valued at \$10,000 or Less, Part 4-Owner*
 - ❖ *PPQ Form 625, Claim and Bond*
 - ❖ *PPQ Form 626, Petition for Remission or Mitigation of Forfeiture*

¹ Those that may have an interest include interested parties such as the owner's agent, shipping line, or supplier. These people are identified in ***PPQ Form 624, Part 5-PPQ/CBP Port Worksheet, Block 6***.

PPQ Form 624, Notice for Seizure and Proposed Forfeiture of Property Valued at \$10,000 or Less

PPQ Form 624, Parts 1 through 4


U.S. DEPARTMENT OF AGRICULTURE ANIMAL AND PLANT HEALTH INSPECTION SERVICE PLANT PROTECTION AND QUARANTINE NOTICE FOR SEIZURE AND PROPOSED FORFEITURE OF PROPERTY VALUED AT \$10,000 OR LESS					FILE NO. MI 07-53
1. The property described below was seized by USDA or <u>OHS</u> (please circle one) on (date), April 19, 2007 at (time), 1300 at (place), Pier 12, Port of Miami and is now in the custody of an Officer of PPQ or <u>CBP</u> (please circle one) at, Miami, Florida This property is subject to procedures relating to forfeitures in 7 CFR 356.1 - 356.9.					
2. DESCRIPTION OF PROPERTY					
Common Name	Origin	Scientific Name	Appendix Number	Source (Artificially Propagated or Wild)	Number of Plants, Parts, or Weight
Ramin	Malaysia	Gonystylus sp.	II	Wild	1,158 cubic meters
3. DESCRIPTION OF PROPERTY (Include any identifying numbers)					
Wooden dowels 100,000 pieces 100 boxes marked "Order No. 04-07643"					
4. THIS PROPERTY WAS SEIZED BECAUSE					
The owner attempted to import without the required CITES document.					
THIS WAS IN VIOLATION OF 16 USC 1538(c)(1); 50CFR 23.11; 50CFR 23.12(a)(iii)					
5. NAME AND ADDRESS OF APPARENT OWNER OF DESCRIBED PROPERTY					
Herman Patterson H.P. Hardwood, Inc. 1726 Steward Street Miami, FL 33132					
6. THE PROPERTY WAS APPRAISED IN ACCORDANCE WITH 7 CFR 356.2 AND THE VALUE HAS BEEN DETERMINED TO BE APPROXIMATELY					
\$ 1,790					
<p>Any person claiming the seized property may file, with the office specified in Item 1 above, a claim to the property and a bond in the amount of \$250, with sureties to be approved by the Deputy Administrator, conditioned that in case of condemnation of the articles so claimed the obligor shall pay all the costs and expenses of the proceedings to obtain such condemnation. Any claim and bond must be received in such office within 20 days after posting of the notice of proposed forfeiture and shall state claimant's interest in the property. The Deputy Administrator may extend the 20-day period with an appropriate statement on the posted notice of proposed forfeiture, if necessary, to allow a person deemed to have an interest in the property at least 10 days to file such a claim and bond after receipt of a notice of proposed forfeiture.</p> <p>Any person having an interest in the property specified in Item 1 above may file a petition for remission or mitigation of forfeiture in accordance with procedures in 7 CFR 356.7. This does not allow remission or mitigation of plants that are without documentation required under 50 CFR Chapter 1.</p> <p>The Animal and Plant Health Inspection Service shall take appropriate action in accordance with 7 CFR 356 and the Civil Asset Forfeiture Reform Act of 2000.</p>					
7. NOTICE POSTED		8. PRINT NAME OF OFFICER		9. SIGNATURE OF OFFICER	
DATE	TIME	Maria Ramirez			
04/19/07	1500				
PPQ FORM 624 (OCT 2006)			PART 1 - PPQ HEADQUARTERS		

FIGURE A-8 Example of PPQ Form 624, Notice for Seizure and Proposed Forfeiture of Property Valued at \$10,000 or Less (Part 1; Parts 2 through 4 are duplicates)

Purpose

PPQ Form 624, Notice for Seizure and Proposed Forfeiture of Property Valued at \$10,000 or Less (OCT 2006), is now issued for seizures whose value is \$10,000 or less **only**, and is used to notify the violator of the intended forfeiture of the violator's seized property. PPQ Form 624 is a multi-part (5-page) carbon form. Parts 2 through 4 are duplicates of Part 1; Part 5 is a port worksheet. (See **PPQ Form 624, Part 5-PPQ/CBP Port Worksheet.**)



Do not use or modify PPQ Form 624 for seizures greater than \$10,000 value. Use the new form, **PPQ Form 624A, Notice for Seizure of Property Valued Greater Than \$10,000**, for seizures over \$10,000 value. See [page A-30](#).

Previous editions of PPQ Form 624 are obsolete.

Instructions for Completing PPQ Form 624, Parts 1 through 4

Complete **PPQ Form 624, Part 1** (Parts 2, 3, and 4 are duplicates) as shown in **Table A-2** for seizure and proposed forfeitures valued at \$10,000 or less.

TABLE A-2 Instructions for Completing PPQ Form 624, Notice for Seizure and Proposed Forfeiture Valued at \$10,000 or Less

Block	Instructions	
	FILE NO.	ENTER the port file number (see Filing System for Violations, Seizures, and Forfeitures)
1	The property described below was seized by USDA or DHS.....	1. If PPQ seized the article or lumber, then circle USDA 2. If CBP seized the article or lumber, then circle DHS
	on (date)..... at (time).....	After you verify this shipment warrants forfeiture and is placed in a CBP- or PPQ-owned, leased, or approved facility or is within a Customs-bonded operation, then ENTER the date you are completing this form (completion of this form constitutes seizure)
	at...	LIST the name of the place (pier, port, etc.) where the seizure occurred
	and is now in the custody of an Officer of PPQ or CBP	1. If the property is in the custody of a PPQ Officer, then circle PPQ 2. If the property is in the custody of a CBP Officer, then circle CBP
	at...	ENTER the name of the city and State where the seized property is being held

TABLE A-2 Instructions for Completing PPQ Form 624, Notice for Seizure and Proposed Forfeiture Valued at \$10,000 or Less (continued)

Block	Instructions	
2	DESCRIPTION OF PROPERTY	
	Common Name	LIST the common name of the wood that the article or lumber is derived
	Origin	LIST the wood's country of origin
	Scientific Name	LIST the scientific name of the wood that the article is derived
	Appendix Number	LIST the wood's CITES Appendix number (I, II, III)
	Source	1. If the wood is from plantation-grown trees, then LIST "Artificially Propagated" 2. If the wood is from trees in the wild, then LIST "Wild"
3	DESCRIPTION OF PROPERTY (include any identifying numbers)	LIST a description of the article and any identifying marks (such as stencil marks, order number, box markings, serial number, etc.)
4	THIS PROPERTY WAS SEIZED BECAUSE	LIST a description of the violation EXAMPLE The owner attempted to import regulated wood without the required CITES document.
	THIS WAS IN VIOLATION OF	LIST the CFR number and USC number of the regulation violated (see List of Violations, Figure A-2)
5	NAME AND ADDRESS OF APPARENT OWNER OF DESCRIBED PROPERTY	LIST the owner's name (person or company) and address
6	THE PROPERTY WAS APPRAISED IN ACCORDANCE WITH 7 CFR 356.2 AND THE VALUE HAS BEEN DETERMINED TO BE APPROXIMATELY \$	1. If the same wood or articles as those seized are sold in the U.S., then LIST the estimated value (of those sold) at the nearest retail store (see Step 3: Estimate the Retail Value of the Timber or Articles Moving in Violation of the Legislation on page 4-7) 2. If the same wood or articles are not sold in the U.S., then LIST the invoiced amount
7	NOTICE POSTED DATE/TIME	ENTER the date and time the notice is posted at the port
8	PRINT NAME OF OFFICER	PRINT the name of the officer who seized the article and completed this form
9	SIGNATURE OF OFFICER	Officer completing form SIGNS

Instructions for completing **PPQ Form 624, Part 5-PPQ/CBP Port Worksheet** are on [page A-26](#).

Distribution and Retention of PPQ Form 624, Parts 1 through 4

Distribute and retain **PPQ Form 624, Notice for Seizure and Proposed Forfeiture of Property Valued at \$10,000 or Less**, as follows:

1. Send (using overnight shipping for next-day delivery) *Part 1-PPQ Headquarters* to the following address:

National CITES Coordinator
USDA-APHIS-PPQ
4700 River Road, Unit 52, 4D.04.20
Riverdale, MD 20737-1236

2. Place *Part 2-PPQ/CBP Port File* in the PPQ or CBP port file.
3. Post *Part 3-Port Copy (for posting)* at the port; after the posting period of 21 days has ended, then remove and place this copy in the PPQ or CBP port file.
4. Mail *Part 4-Owner* together with following forms, to all persons believed to be owners or to have an interest in the seized material² with a **Return Receipt Requested**:
 - ❖ *PPQ Form 623, Waiver of Forfeiture Procedures by Owner of Seized Property*
 - ❖ *PPQ Form 625, Claim and Bond*
 - ❖ *PPQ Form 626, Petition for Remission or Mitigation of Forfeiture*



If the owner or owner's agent is present and requests a copy of **PPQ Form 624, Notice for Seizure and Proposed Forfeiture of Property Valued at \$10,000 or Less**, then make a photocopy of *Part 4-Owner* and give the photocopy to the owner or owner's agent. You **must** also send the **original** *Part 4-Owner* of PPQ Form 624, to the owner or owner's agent by **Certified or Registered Mail with Return Receipt Requested** to comply with the regulations.



If multiple owners or agents are identified, then you may send photocopies of the required forms in lieu of the actual forms.

5. Use and maintain *Part 5* as the port worksheet. Continue to **Instructions for Completing PPQ Form 624, Part 5-PPQ/CBP Port Worksheet** on **page A-27**, and **Distribution and Retention of PPQ Form 624A, Part 5-PPQ/CBP Port Worksheet** on **page A-36**.

² Those that may have an interest include interested parties such as owner's agent, shipping line, or supplier. These people are identified on PPQ Form 624, **PPQ Form 624, Part 5-PPQ/CBP Port Worksheet, Block 6**.

PPQ Form 624, Part 5-PPQ/CBP Port Worksheet

U.S. DEPARTMENT OF AGRICULTURE ANIMAL AND PLANT HEALTH INSPECTION SERVICE PLANT PROTECTION AND QUARANTINE					FILE NO.		
NOTICE FOR SEIZURE AND PROPOSED FORFEITURE OF PROPERTY VALUED AT \$10,000 OR LESS					MI 07-53		
1. The property described below was seized by USDA or DHS (please circle one) on (date) April 19, 2007 at (time) 1300							
at (place) Pier 12, Port of Miami and is now in the custody of an Officer of PPQ or CBP (please circle one)							
at Miami, Florida This property is subject to procedures relating to forfeitures in 7 CFR 356.1 - 356.9.							
2. DESCRIPTION OF PROPERTY							
Common Name	Origin	Scientific Name	Appendix Number	Source (Artificially Propagated or Wild)	Number of Plants, Parts, or Weight		
Ramin	Malaysia	Gonystylus sp.	II	Wild	1,158 cubic meters		
3. DESCRIPTION OF PROPERTY (Include any identifying numbers)							
Wooden dowels 100,000 pieces 100 boxes marked "Order No. 04-07643							
4. THIS PROPERTY WAS SEIZED BECAUSE							
The owner attempted to import without the required CITES document.							
THIS WAS IN VIOLATION OF 16 USC 1538(c)(1); 50CFR 23.11; 50CFR 23.12(a)(iii)							
5. APPRAISED VALUE \$ 1,790							
BASIS OF APPRAISAL Invoiced value							
6. NAME OF PERSONS KNOWN TO HAVE AN INTEREST IN THE ARTICLES SEIZED	INSERT DATE IN BLOCKS THAT APPLY						
	PPQ 623 SIGNED	PPQ 624 SENT	PPQ 625		PPQ 626		PPQ 627 SENT
			Sent	Received	Sent	Received	
Henry Patterson	/	04/19/07	04/19/07	/	04/19/07	/	04/19/07
7. RECORD OF STEPS COMPLETED							
a. PPQ 624 Posted.....					DATE	TIME	INITIALS
b. PPQ 624 Removed (a. + 21 days).....					04/19/07	1500	ML
c. Deadline for receiving PPQ 625 (a. + 20 days).....					05/10/07	1500	ML
d. PPQ 627 Declaration of Forfeiture prepared and sent (not before c.).....					05/09/07	1500	ML
e. Property forfeited to the United States of America for disposition according to law (not before d.).....					05/09/07	1500	ML
Retain this form and copies of PPQ Forms 623, 624 (Part 2 and 5), 625, 626, 627, and any other documents applicable to this shipment for 5 years.							
PPQ FORM 624 (OCT 2006)					PART 5 - PPQ/CBP PORT WORKSHEET		

FIGURE A-9 Example of PPQ Form 624, Notice for Seizure and Proposed Forfeiture of Property (Part 5-PPQ/CBP Port Worksheet)

Purpose

PPQ Form 624, Part 5-PPQ/CBP Port Worksheet of **PPQ Form 624, Notice for Seizure and Proposed Forfeiture of Property Valued at \$10,000 or Less** is used to document which forms have been sent and received, who was notified, and the date the next step is to be taken.

Instructions for Completing PPQ Form 624, Part 5-PPQ/CBP Port Worksheet

Complete *Part 5-PPQ/CBP Port Worksheet* of *PPQ Form 624, Notice for Seizure and Proposed Forfeiture of Property Valued at \$10,000 or Less*, as directed in **Table A-3**. (See also ***Forfeiture Procedures for Seizures Valued at \$10,000 or Less*** on **page 4-8**.)

TABLE A-3 Instructions for Completing PPQ Form 624, Part 5-PPQ/CBP Port Worksheet

Block		Instructions
	FILE NO.	<i>Blocks 1-4</i> have been filled out during the process of completing <i>Part 1</i>
1	The property described below was seized by USDA or DHS...on (date)...at (time)...at (place)...and is now in the custody of PPQ or CBP (please circle one) at...	
2	DESCRIPTION OF PROPERTY Common Name/Origin/Scientific Name/Appendix Number/Source (Artificially Propagated or Wild)/ Number of Plants, Parts, or Weight	
3	DESCRIPTION OF PROPERTY OTHER THAN PLANTS	
4	THIS PROPERTY WAS SEIZED BECAUSE THIS WAS IN VIOLATION OF	
5	APPRAISED VALUE \$	LIST the appraised value of the seizure from <i>Part 1-Headquarters, Block 6</i>
	BASIS OF APPRAISAL	LIST the source of the appraised value (see <i>Step 3: Estimate the Retail Value of the Timber or Articles Moving in Violation of the Legislation</i> on page 4-7)

TABLE A-3 Instructions for Completing PPQ Form 624, Part 5-PPQ/CBP Port Worksheet (continued)

Block		Instructions
6	NAME OF PERSONS KNOWN TO HAVE AN INTEREST IN THE ARTICLE SEIZED	LIST the names of all persons believed to be owners or to have an interest in the seized material
	INSERT DATE IN BLOCKS THAT APPLY	
	PPQ 623 SIGNED	<ul style="list-style-type: none"> ◆ If PPQ Form 623 was returned signed by the violator, then LIST the date received ◆ If PPQ Form 623 not signed and returned from the violator, then draw a line through the block
	PPQ 624 SENT	<ul style="list-style-type: none"> ◆ If PPQ Form 624 was sent to the violator, then LIST the date sent ◆ If not sent to the violator, then draw a line through the block
	PPQ 625 SENT	<ul style="list-style-type: none"> ◆ If PPQ Form 625 was sent to the violator, then LIST the date sent ◆ If not sent to the violator, then draw a line through the block
	PPQ 625 RECEIVED	<ul style="list-style-type: none"> ◆ If PPQ Form 625 was returned signed from the violator, then enter the date received ◆ If PPQ Form 625 was not signed and returned from the violator, then draw a line through the block
	PPQ 626 SENT	<ul style="list-style-type: none"> ◆ If PPQ Form 626 was sent to the violator, then LIST the date sent ◆ If not sent to the violator, then draw a line through the block
	PPQ 626 RECEIVED	<ul style="list-style-type: none"> ◆ If PPQ Form 626 was returned signed from the violator, then ENTER the date received ◆ If PPQ Form 626 was not signed and returned from the violator, then draw a line through the box
7	RECORD OF STEPS COMPLETED	
	a. PPQ 624 mailed by registered or certified mail to person(s) identified in 6 above	LIST the date and time PPQ Form 624 was posted, and INITIAL the corresponding block
	b. PPQ 624 Removed (a + 21 days) Date/Time/Initials	LIST the date and time PPQ Form 624 was removed (date listed in <i>Block 7a</i> plus 21 days), and INITIAL the corresponding block
	c. Deadline for receiving PPQ 625 (a + 20 days)	LIST the date and time PPQ Form 625 must be received (date sent + 20 days), and INITIAL the corresponding block
	d. PPQ 627 Declaration of Forfeiture prepared and sent (not before c)	LIST the date and time PPQ Form 627 was sent, and INITIAL the corresponding block
	e. Property forfeited to the United States of America for disposition according to law (not before d)	LIST the date and time the property is forfeited, and INITIAL the corresponding block

Distribution and Retention of PPQ Form 624, Part 5-PPQ/CBP Port Worksheet

File and retain the completed yellow *Part 5-PPQ/CBP Port Worksheet* of **PPQ Form 624, Notice for Seizure and Proposed Forfeiture of Property Valued at \$10,000 or Less** in the port file, and retain for 5 years.

PPQ Form 624A, Notice for Seizure of Property Valued Greater Than \$10,000
PPQ Form 624A, Part 1 through 4


U.S. DEPARTMENT OF AGRICULTURE ANIMAL AND PLANT HEALTH INSPECTION SERVICE PLANT PROTECTION AND QUARANTINE				FILE NO. MI 07-60	
NOTICE FOR SEIZURE OF PROPERTY VALUED GREATER THAN \$10,000					
1. The property described below was seized by USDA or APHIS (please circle one) on (date) <u>May 3, 2007</u> at (time) <u>1030</u> at (place) <u>Pier 16 Port of Miami</u> and is now in the custody of an Officer of PPQ or CBP (please circle one) at <u>Miami, Florida</u> This property is subject to procedures relating to forfeitures in 7 CFR 356.1 - 356.9.					
2. DESCRIPTION OF PROPERTY					
Common Name	Origin	Scientific Name	Appendix Number	Source (Artificially Propagated or Wild)	Number of Plants, Parts, or Weight
Bigleaf mahogany	Nicaragua	Swietenia macrophylla	II	Wild	15.2 cubic meters
3. DESCRIPTION OF PROPERTY (Include any identifying numbers) Dimension mahogany lumber; 8 bundles stenciled with "ITT" (International Tropical Timber) in red on the end grain. Bill of lading MOLU-6758326-A-02					
4. THIS PROPERTY WAS SEIZED BECAUSE The owner attempted to import without the required CITES document. THIS WAS IN VIOLATION OF 16 USC 1538(c)(1); 50CFR 23.12.(a)(3)					
5. NAME AND ADDRESS OF APPARENT OWNER OF DESCRIBED PROPERTY Frederick Hartman International Tropical Timber (ITT) 2735 Wood Lane Miami, FL 33312					
6. THE PROPERTY WAS APPRAISED IN ACCORDANCE WITH 7 CFR 356.2 AND THE VALUE HAS BEEN DETERMINED TO BE APPROXIMATELY \$ 14,700					
Any person having an interest in the property specified in Item 1 above may file a petition for remission or mitigation of forfeiture in accordance with procedures in 7 CFR 356.7. This does not allow remission or mitigation of plants that are without documentation required under 50 CFR Chapter 1. The Animal and Plant Health Inspection Service shall take appropriate action in accordance with 7 CFR 356 and the Civil Asset Forfeiture Reform Act of 2000.					
7. NOTICE SENT		8. PRINT NAME OF OFFICER		9. SIGNATURE OF OFFICER	
DATE 5-3-07	TIME 1045	Maria Sanchez			
PPQ FORM 624A (OCT 2006)			PART 1 - PPQ HEADQUARTERS		

FIGURE A-10 Example of PPQ Form 624A, Notice for Seizure of Property Valued Greater Than \$10,000 (Part 1; Parts 2 through 4 are duplicates)

Purpose

PPQ Form 624A, Notice for Seizure of Property Valued Greater Than \$10,000 is used to notify the violator of the intended forfeiture of the violator's seized property when the value is over \$10,000. PPQ Form 624A is a multi-part (5-page) carbon form. *Parts 2 through 4* are duplicates of *Part 1*; *Part 5* is used as a port worksheet.



PPQ Form 624A, Notice for Seizure of Property Valued Greater Than \$10,000 is a new form and **must** be used for seizures over \$10,000 value.

Do not modify or use **PPQ Form 624, Notice for Seizure and Proposed Forfeiture of Property Valued at \$10,000 or Less**, for seizures greater than \$10,000 value.

Instructions for Completing PPQ Form 624A, Parts 1 through 4

Complete **PPQ Form 624A, Part 1** (*Parts 2 through 4* are duplicates) according to the instructions in **Table A-4**. (See also **Forfeiture Procedures for Seizures Valued Greater than \$10,000** on **page 4-11** for detailed instructions.)

TABLE A-4 Instructions for Completing PPQ Form 624A, Notice for Seizure of Property Valued Greater Than \$10,000, Part 1 (Parts 2-4 are duplicates)

Block		Instructions
	FILE NO.	LIST the port file number (see Filing System for Violations, Seizures, and Forfeitures)
1	The property described below was seized by USDA or DHS	1. If PPQ seized the article or lumber, then circle USDA 2. If CBP seized the article or lumber, then circle DHS
	on (date) at (time)	After you verify this shipment warrants forfeiture and is placed in a CBP- or PPQ-owned, leased, or approved facility or is within a Customs-bonded operation, then LIST the date and time you are completing this form (completion of this form constitutes seizure)
	at (place)..	LIST the name of the place (pier, port, etc.) where the seizure occurred
	and is now the custody of an Officer of PPQ or CBP	1. If the property is in the custody of a PPQ Officer, then CIRCLE PPQ 2. If the property is in the custody of a CBP Officer, then CIRCLE CBP
	at.....	LIST the name of the city and State where the seized property is being held

TABLE A-4 Instructions for Completing PPO Form 624A, Notice for Seizure of Property Valued Greater Than \$10,000, Part 1 (Parts 2-4 are duplicates)

Block	Instructions	
2	DESCRIPTION OF PROPERTY	
	Common Name	LIST the common name of the wood that the article or lumber is derived
	Origin	LIST the wood's country of origin
	Scientific Name	LIST the scientific name of the wood that the article is derived
	Appendix Number	LIST the wood's CITES Appendix number (I, II, or III)
	Source (Artificially Propagated or Wild)	1. If the wood is from plantation-grown trees, then LIST "Artificially Propagated" 2. If the wood is from trees in the wild, then LIST "Wild"
	Number of Plants, Parts, or Weight	LIST the quantity seized (number of pieces, cubic meters, square meters, etc. according to commodity)
3	DESCRIPTION OF PROPERTY (include any identifying numbers)	LIST a description of the article and any identifying marks (such as stencil marks, order number, box markings, serial number, etc.)
4	THIS PROPERTY WAS SEIZED BECAUSE	ENTER a description of the violation EXAMPLE The owner attempted to import regulated wood without the required CITES document.
	THIS WAS IN VIOLATION OF	ENTER the CFR section and USC section of the regulation violated (see List of Violations, Figure A-2)
5	NAME AND ADDRESS OF APPARENT OWNER OF DESCRIBED PROPERTY	LIST the owner's name (person or company) and address
6	THE PROPERTY WAS APPRAISED IN ACCORDANCE WITH 7CFR 356.2 AND THE VALUE HAS BEEN DETERMINED TO BE APPROXIMATELY \$	1. If the same wood or articles as those seized are sold in the U.S., then LIST the estimated value (of those sold) at the nearest retail store (see Step 3: Estimate the Retail Value of the Timber or Articles Moving in Violation of the Legislation on page 4-7) 2. If the same wood or articles are not sold in the U.S., then LIST the invoiced amount
7	NOTICE SENT	ENTER the date and time the notice is sent to the owner or company
8	PRINT NAME OF OFFICER	PRINT the name of officer seizing the wood or articles and completing this form
9	SIGNATURE OF OFFICER	Officer completing the form SIGNS

Distribution and Retention of PPQ Form 624A, Notice for Seizure of Property Valued Greater Than \$10,000, Parts 1-4

Distribute Parts 1 through 4 of **PPQ Form 624A, Notice for Seizure of Property Valued Greater Than \$10,000**, as listed below (see **Forfeiture Procedures for Seizures Valued Greater than \$10,000** on **page 4-11** for more information):

1. Assemble the following documents:

- ❖ **PPQ Form 624A, Part 1-PPQ Headquarters original**
- ❖ Narrative report **original** (written by CPB Agriculture Specialist, PPQ Plant Health Safeguarding Specialist, or PPQ Export Certification Specialist)
- ❖ Correspondence and documents that accompanied the shipment

Send the documents (using **overnight shipment** for next day delivery) to the following address:

National CITES Coordinator
USDA-APHIS-PPQ
4700 River Road, Unit 52, 4D-04.20
Riverdale, MD 20737-1236

2. Mail by **Certified** or **Registered Mail with Return Receipt Requested**, the following forms to all persons believed to be owners or to have an interest in the seized material³:

- ❖ **PPQ Form 624A, Part 4-Owner**
- ❖ **PPQ Form 626, Petition for Remission or Mitigation of Forfeiture**



If multiple owners or agents are identified, then you may send photocopies of the required forms in lieu of the actual forms.

3. File the **PPQ Form 624A Part 2-PPQ/CBP Port File**, and **Part 5-PPQ/CBP Port Worksheet**, **original** in the port files and retain for 5 years.



If the owner or owner's agent is present and requests a copy of the PPQ Form 624A, then make a photocopy of **Part 4-Owner** and give the photocopy to the owner or owner's agent. You **must** also send the **original Part 4** of PPQ Form 624A to the owner or owner's agent by **Certified** or **Registered Mail with Return Receipt Requested** to comply with the regulations.

³ Those that may have an interest include interested parties such as the owner's agent, shipping line, or supplier. These people are identified on the PPQ Form 624A, **Part 5-PPQ/CBP Port Worksheet, Block 6**.

PPQ Form 624A, Part 5-PPQ/CBP Port Worksheet

U.S. DEPARTMENT OF AGRICULTURE ANIMAL AND PLANT HEALTH INSPECTION SERVICE PLANT PROTECTION AND QUARANTINE				FILE NO. MI 07-60	
NOTICE FOR SEIZURE OF PROPERTY VALUED GREATER THAN \$10,000					
1. The property described below was seized by USDA or DHS (please circle one) on (date) <u>May 3, 2007</u> at (time) <u>1030</u> at (place) <u>Pier 16 Port of Miami</u> and is now in the custody of an Officer of PPQ or CBP (please circle one) <u>Miami, Florida</u> at This property is subject to procedures relating to forfeitures in 7 CFR 356.1 - 356.9.					
2. DESCRIPTION OF PROPERTY					
Common Name	Origin	Scientific Name	Appendix Number	Source (Artificially Propagated or Wild)	Number of Plants, Parts, or Weight
Bigleaf Mahogany	Nicaragua	Swietenia macrophylla	II	Wild	15.2 cubic meters
3. DESCRIPTION OF PROPERTY (include any identifying numbers) Dimension mahogany lumber; 8 bundles stenciled with "ITT" (International Tropical Timber) in red on the end grain. Bill of lading MOLU-6758326-A-02					
4. THIS PROPERTY WAS SEIZED BECAUSE The owner attempted to import without the required CITES document. THIS WAS IN VIOLATION OF <u>16 USC 1538(c)(1); 50CFR 23.12(a)(3)</u>					
5. APPRAISED VALUE \$ <u>14,700</u> BASIS OF APPRAISAL <u>Invoiced amount</u>					
6. NAME OF PERSONS KNOWN TO HAVE AN INTEREST IN THE ARTICLES SEIZED			PPQ 624A SENT	PPQ 626 SENT	PPQ 626 RECEIVED
Frederick Hartman			5-3-07	5-3-07	
7. RECORD OF STEPS COMPLETED					
a. PPQ 624A mailed by registered or certified mail to person(s) identified in #6 above..... b. Date of final disposition of forfeited property according to law, or transfer of custody of property to other U.S. Government Agency (fill in name of agency).....			DATE	TIME	INITIALS
			7-3-07	1045	[Signature]
Retain this form and copies of PPQ 624A (Parts 2 and 5), 626, and any other documents applicable to this shipment for 5 years.					
PPQ FORM 624A (OCT 2006)			PART 5 - PPQ/CBP PORT WORKSHEET		

FIGURE A-11 Example of PPQ Form 624A, Notice for Seizure of Property Valued Greater Than \$10,000 (Part 5-PPQ/CBP Port Worksheet)

Purpose

PPQ Form 624A, Part 5-PPQ/CBP Port Worksheet, is a port worksheet used to document the seizure's appraised value and appraisal source, which forms have been sent and received, and who was notified.

Instructions for Completing PPQ Form 624A, Part 5-PPQ/CBP Port Worksheet

Complete **PPQ Form 624A, Part 5-PPQ/CBP Port Worksheet**, as shown in **Table A-5**.

TABLE A-5 Instructions for Completing PPQ Form 624A, Part 5-PPQ/CBP Port Worksheet

Block		Instructions
FILE NO.		VERIFY <i>Blocks 1</i> through <i>4</i> of <i>Part 5 -PPQ/CBP Port Worksheet</i> are filled in (<i>previously completed for Part 1</i>)
1	The property described below was seized by USDA or DHS on...	
2	DESCRIPTION OF PROPERTY Common Name/Origin/Scientific Name/ Appendix Number/Source (Artificially Propagated or Wild)/Number of Plants, Parts, or Weight	
3	DESCRIPTION OF PROPERTY (include any identifying numbers)	
4	THIS PROPERTY WAS SEIZED BECAUSE THIS WAS IN VIOLATION OF	
5	APPRAISED VALUE \$	LIST the appraised value (see <i>Part 1, Block 6</i> of PPQ Form 624A)
	BASIS OF APPRAISAL	LIST the source of the appraisal (see Step 3: Estimate the Retail Value of the Timber or Articles Moving in Violation of the Legislation on page 4-7)
6	NAME OF PERSONS KNOWN TO HAVE AN INTEREST IN THE ARTICLES SEIZED	LIST the names of all persons believed to be owners or to have an interest in the seized material
	PPQ 624A SENT	LIST the date <i>PPQ Form 624A, Part 4-Owner</i> was mailed
	PPQ 626 SENT	LIST the date PPQ Form 626, Petition for Remission or Mitigation of Forfeiture of Forfeiture was mailed to the violator
	PPQ 626 RECEIVED	If PPQ Form PPQ Form 626, Petition for Remission or Mitigation of Forfeiture , is signed and returned from the violator, then LIST the date PPQ Form 626 is received

TABLE A-5 Instructions for Completing PPQ Form 624A, Part 5-PPQ/CBP Port Worksheet (continued)

Block	Instructions
7	<p>RECORD OF STEPS COMPLETED</p> <p>a. PPQ 624A mailed by registered or certified mail to person(s) listed in 6., above</p> <p>b. Date of final disposition of forfeited property according to law, or transfer of custody of property to other U.S. Government Agency (fill in name of agency)</p> <p>RETAIN this form and copies of PPQ Form 624A (Parts 2, 3, and 5), PPQ Form 626, and any other documents applicable to this shipment for 5 years.</p>
	List the date and time <i>Part 4-Owner</i> is mailed to the person(s) listed in <i>Block 6</i> of PPQ Form 624A, and INITIAL in the corresponding block
	When you receive notification of final disposition of the property, or notification the custody is transferred to another government agency, then LIST and the name of the government agency on the dotted line, and LIST the date and time, and INITIAL in the corresponding block

Distribution and Retention of PPQ Form 624A, Part 5-PPQ/CBP Port Worksheet

File the yellow *Part 5-PPQ/CBP Port Worksheet*, of *PPQ Form 624A, Notice for Seizure of Property Valued Greater Than \$10,000*, in the port file and retain for 5 years.

PPQ Form 625 Claim and Bond

<small>Filing of this claim and bond is required for return of seized property. Information shall be transmitted to the U.S. Attorney for forfeiture proceedings in the U.S. District Court (7 CFR 356).</small>		<small>See reverse side for additional information.</small>	<small>FORM APPROVED OMB NO. 0579-0076</small>
<small>U.S. DEPARTMENT OF AGRICULTURE ANIMAL AND PLANT HEALTH INSPECTION SERVICE PLANT PROTECTION AND QUARANTINE</small>		<small>FILE NO. MI 07-53</small>	
CLAIM AND BOND			
<p>1. I, _____, hereby file a claim and bond as specified in 7 CFR 356.4(c)(2). My interest in this property is as follows:</p>			
<p>2. LIST OR SCHEDULE CONTAINING A DESCRIPTION OF SEIZED ARTICLES, CLAIM FOR WHICH IS COVERED BY THE WITHIN BOND:</p>			
THE FOREGOING LIST IS CORRECT			
3. CLAIMANT _____			
4. ATTEST _____			
5. ATTEST _____			
6. I understand that this claim and bond does not entitle me to possession of the property. I also understand that in case of condemnation of the articles claimed, the claimant shall pay all costs and expenses of the proceedings to obtain such condemnation.			
PPQ FORM 625 <small>Previous edition may be used.</small> (JUN 89)			

FIGURE A-12 Example of PPQ Form 625, Claim and Bond

Purpose

PPQ form 625, Claim and Bond, is used for seizures valued at \$10,000 or less as part of a legal process in which the owner of the seized property attempts to regain custody of the property.



A bonded release will **not** be made if such an action would frustrate the purpose of the Act or Convention. As an example, 7CFR 356 **does not** allow the release of CITES regulated plants that are without the documentation required under 50CFR Chapter I.

Instructions

The CBP Agriculture Specialist (CBP-AS), PPQ Plant Health Safeguarding Specialist (PPQ-PHSS) or PPQ Export Certification Specialist (PPQ-ECS) lists the Port file number in the *FILE NO.* block. **Do not** complete any other blocks on this form.

If the owner decides to file a Claim and Bond, then the owner will complete the form.

Distribution of PPQ Form 625

Seizures Valued at \$10,000 or Less

If the owner or owner's agent signs *PPQ Form 623, Waiver of Forfeiture Procedures by Owner of Seized Property*, then *PPQ Form 625, Claim and Bond*, is **not** sent.

If the owner or owner's agent is present and will **not** sign *PPQ Form 623* or is **not** present, then send *PPQ Form 625, Claim and Bond*, together with the following documents, by **Certified or Registered Mail with Return Receipt Requested** to the owner or owner's agent at the last known address:

- ◆ *PPQ Form 623, Waiver of Forfeiture Procedures by Owner of Seized Property*
- ◆ *Part 4-Owner of PPQ Form 624, Notice for Seizure and Proposed Forfeiture of Property Valued at \$10,000 or Less*
- ◆ *PPQ Form 626, Petition for Remission or Mitigation of Forfeiture*



If multiple owners or agents are identified, then you may send photocopies of the required forms in lieu of the actual forms.

Keep or make a copy of *PPQ Form 625* and *PPQ Form 626* for the port file prior to sending.

PPQ Form 626, Petition for Remission or Mitigation of Forfeiture

Filing of this petition is required for remission or mitigation of seized property. Information will be used in determining whether the petition is granted or denied (7 CFR 356).		See reverse side for additional information.	FORM APPROVED OMB NO. 0579-0078
U.S. DEPARTMENT OF AGRICULTURE ANIMAL AND PLANT HEALTH INSPECTION SERVICE PLANT PROTECTION AND QUARANTINE			FILE NO. MI 07-53
PETITION FOR REMISSION OR MITIGATION OF FORFEITURE			
TO: _____ USDA-APHIS Plant Protection and Quarantine _____ <div style="display: flex; justify-content: space-between; width: 100%;"> <i>City</i> <i>State and Zip Code</i> </div>		1. DATE AND TIME OF SEIZURE _____ 2. PLACE OF SEIZURE _____	
3. DESCRIPTION OF PROPERTY 			
4. NAME AND ADDRESS OF PETITIONER 			
5. EVIDENCE OF YOUR INTEREST IN THE PROPERTY SUCH AS CONTRACTS, BILLS OF SALE, INVOICES, CERTIFICATES OF TITLE, ETC. (Please attach copies of any documents) 			
6. STATEMENT OF ALL FACTS AND CIRCUMSTANCES RELIED UPON BY THE PETITIONER TO JUSTIFY REMISSION OR MITIGATION OF THE FORFEITURE 			
7. SIGNATURE OF PETITIONER OR PETITIONERS ATTORNEY AT LAW (If a business, the signature must be that of a partner, officer, or attorney at law) 			8. DATE SIGNED
PPQ FORM 626 (JUN 89) Previous edition may be used.			

FIGURE A-13 Example of PPQ Form 626, Petition for Remission or Mitigation of Forfeiture

Purpose

PPQ Form 626, Petition for Remission or Mitigation of Forfeiture, can be used by the owner or owner's agent in the process of attempting to have the Deputy Administrator grant relief of the forfeited property. This form is used for seizures valued at \$10,000 or less, and for seizures valued greater than \$10,000.



Remission and mitigation will **not** be made if such an action would frustrate the purpose of the Act or Convention. As an example, 7CFR 356 **does not** allow for remission or mitigation with respect to CITES regulated plants that are without the documentation required under 50CFR Chapter I.

Instructions

The CPB Agriculture Specialist, PPQ Plant Health Safeguarding Specialist, or PPQ Export Certification Specialist lists the Port file number in the block labeled *FILE NO.* **Do not** complete any remaining blocks on this form. (If the owner decides to file the petition, then the owner completes the form.)

Distribution of PPQ Form 626

Seizures Valued at \$10,000 or Less

For seizures valued at \$10,000 or less if the owner signs PPQ Form 623, then *PPQ Form 626, Petition for Remission or Mitigation of Forfeiture*, is **not** sent.

If the owner or owner's agent is present and **did not** sign PPQ Form 623, or is **not** present, then the The CPB Agriculture Specialist, PPQ Plant Health Safeguarding Specialist, or PPQ Export Certification Specialist will send ***PPQ Form 626, Petition for Remission or Mitigation of Forfeiture*** together with the following documents, by **Certified** or **Registered Mail** with **Return Receipt Requested** to all persons believed to be owners or agents:

- ◆ *PPQ Form 623, Waiver of Forfeiture Procedures by Owner of Seized Property*
- ◆ *PPQ Form 624, Notice for Seizure and Proposed Forfeiture of Property Valued at \$10,000 or Less, Part 4-Owner*
- ◆ *PPQ Form 625, Claim and Bond*

Keep or make a copy of PPQ Form 625 and PPQ Form 626 for the port file prior to sending.



If multiple owners or agents are identified, then you may send photocopies of the identified forms in lieu of the actual forms or blocks.

Seizures Valued Greater than \$10,000

For seizures valued greater than \$10,000, the CPB Agriculture Specialist, PPQ Plant Health Safeguarding Specialist, or PPQ Export Certification Specialist will send *PPQ Form 626, Petition for Remission or Mitigation of Forfeiture*, together with the *Part 4-Owner*, of *PPQ Form 624A, Notice for Seizure of Property Valued Greater Than \$10,000*, by **Certified** or **Registered Mail** with **Return Receipt Requested** to all persons believed to be owners or agents at the last known address.

Keep or make a copy for the port file prior to sending.



If multiple owners or agents are identified, then you may send photocopies of the identified forms in lieu of the actual forms or blocks.

PPQ Form 627, Declaration of Forfeiture

This example below is for seizures valued at \$10,000 or less.


U. S. DEPARTMENT OF AGRICULTURE ANIMAL AND PLANT HEALTH INSPECTION SERVICE PLANT PROTECTION AND QUARANTINE DECLARATION OF FORFEITURE		FILE NO. Miami 04-02
1. The property described below was seized by the U. S. Department of Agriculture on (date) 07/06/04 at (time) 1330 at (place) Pier 12, Port of Miami and is now in the custody of the Officer in Charge of Plant Protection and Quarantine, at Miami, Florida . This property is subject to procedures relating to forfeitures in 7 CFR 356.1 - 356.9.		
2. DESCRIPTION OF PROPERTY		
Common Name	Scientific Name	Number of Plants or Parts
Ramin	Gonystylus sp.	1.158 cubic meters
3. DESCRIPTION OF PROPERTY OTHER THAN PLANTS (Include any identifying numbers) Wooden dowels, 100,000 pieces, 100 boxes, marked: Order No. 04-07643		
4. THIS PROPERTY WAS SEIZED BECAUSE The owner attempted to import without the required CITES document. THIS WAS IN VIOLATION OF 16 USC 1538(c)(1), 50CFR 23.11, 50 CFR 23.12(a)(iii)		
5. A NOTICE OF SEIZURE AND PROPOSED FORFEITURE WAS POSTED AT THE PLANT PROTECTION AND QUARANTINE OFFICE AT (location) Miami, Florida FROM (date & time) 07/06/04 1430 TO (date & time) 07/27/04 1430		
6. COPIES OF THE NOTICE WERE MAILED OR HANDED TO THE FOLLOWING PERSONS (Show alleged interest in seized property) Henry Pattison, Owner, H.P. Hardwood, Inc.		
7. In response to the above stated notice, no proper claim and bond were received within the 20 days specified in 7 CFR 356.4(c)(2). Therefore, all potential claimants are deemed to admit the truth of the allegations of the notice.		
8. The above described property is hereby ordered condemned and is forfeited to the United States of America for disposition according to law.		
9. SIGNATURE OF PLANT PROTECTION AND QUARANTINE OFFICER 		10. DATE 07/27/04
PPQ FORM 627 (APR 84)		PART 1 - PPQ PORT FILE

FIGURE A-14 Example of PPQ Form 627, Declaration of Forfeiture (for forfeitures valued at \$10,000 or less)

Purpose

PPQ Form 627, Declaration of Forfeiture, is used to take custody of seized material that is valued at \$10,000 or less.

Instructions

Forfeitures Valued at \$10,000 or Less

For forfeitures valued at \$10,000 or less, complete PPQ Form 627 as instructed in **Table A-6**.

TABLE A-6 Instructions for Completing PPQ Form 627, Declaration of Forfeiture

Block	Instructions	
	FILE NO.	LIST the port file number (see Filing System for Violations, Seizures, and Forfeitures)
1	The property...	LIST in the appropriate blanks the date, time, place, city, and State where the property was seized
2	DESCRIPTION OF PROPERTY	
	Common Name	LIST the common name of the article/wood seized
	Scientific Name	LIST the scientific name of the article/wood seized
	Number of Plants or Parts	LIST the number of plants or parts seized (see Conversion Formulas)
3	DESCRIPTION OF PROPERTY...	List a description of the article seized
4	THIS PROPERTY WAS SEIZED BECAUSE	LIST the reasons the articles were seized
	THIS WAS IN VIOLATION OF	LIST the CFR section and USC section of the regulation violated (see List of Violations on page A-7, Figure A-2)
5	A NOTICE OF SEIZURE AND PROPOSED FORFEITURE WAS POSTED AT THE PLANT PROTECTION AND QUARANTINE OFFICE	
	AT	LIST the location the notice was posted (city, State)
	FROM	LIST the date and time the notice was posted
	TO	LIST the date and time the notice was removed
6	COPIES OF THE NOTICE WERE MAILED OR HANDED TO THE FOLLOWING PERSONS	1. LIST each person's name, interest in property, and business name that copies of the notice were mailed or given to 2. If the owner or owner's agent requests a copy of PPQ Form 627, then MAKE a photocopy and GIVE the owner or owner's agent the photocopy. You must also send the owner or owner's agent the original PPQ Form 627 by Certified or Registered Mail with Return Receipt Requested to comply with regulations
7	In response....	LEAVE blank; do not write in this block
8	The above...	LEAVE blank; do not write in this block

TABLE A-6 Instructions for Completing PPQ Form 627, Declaration of Forfeiture (continued)

Block	Instructions	
9	SIGNATURE OF PLANT PROTECTION AND QUARANTINE OFFICER	CBP Agriculture Specialist, PPQ Plant Health Safeguarding Specialist, or PPQ Agriculture Specialist SIGNS this block
10	Date	LIST the date <i>Block 9</i> is signed

Distribution and Retention of PPQ Form 627

After 21 days, distribute and retain PPQ Form 627 as follows:

- ◆ File *Part 1* in the port file and retain for 5 years
- ◆ Send *Part 2* and *Part 3* by **Certified or Registered Mail with Return Receipt Requested**, to the owner or owners of the seized material at their last known address



If the owner or owner's agent requests a copy of PPQ Form 627, then make a photocopy and give the owner or owner's agent the photocopy. You **must** also send the **original Parts 2 and 3** to the owner or owner's agent by **Certified or Registered Mail with Return Receipt Requested**, to comply with regulations.



If multiple owners or agents are identified, then you may send photocopies of the identified forms in lieu of the actual forms or blocks.



Appendix B

Resolutions of CITES Conference of the Parties

Contents

- Introduction [page B-1](#)
- Conference Resolution 10.13 Implementation of the Convention for Timber Species [page B-1](#)
 - Addendum to Conference Resolution 10.13 [page B-3](#)
- Conference Resolution 12.3, Permits and Certificates [page B-4](#)
 - Annex 1, Information that Should Be Included in CITES Permits and Certificates [page B-16](#)
 - Annex 2, Standard CITES Form [page B-17](#)

Introduction

This appendix contains the text of two current CITES Conference Resolutions which apply to CITES Appendix I, Appendix II, and Appendix III protected timber species. The CITES Conference is a biennial gathering of CITES member countries where the members review how a treaty is working, resolve policy issues, and determine which lists of species need amending.

Conference Resolution 10.13 Implementation of the Convention for Timber Species

An excerpt from Conference Resolution 10.13, Implementation of the Convention for Timber Species, is shown in **Figure B-1**. To view all CITES Conference Resolutions, go to the Web site <http://www.cites.org/eng/res/index.shtml>.

Regarding parts and derivatives

c) the following definitions be applied with respect to annotations in the CITES Appendices:

i) Logs

All wood in the rough, whether or not stripped of bark or sapwood, or roughly squared, for processing notably into sawn wood, pulpwood or veneer sheets (HS code 44.03);

ii) Sawn wood

Wood simply sawn lengthwise or produced by a profile-chipping process. Sawn wood normally exceeds 6mm in thickness (HS code 44.06, HS code 44.07); and

iii) Veneer sheets

Thin layers or sheets of wood of uniform thickness, usually 6 mm or less, usually peeled or sliced, for use in making plywood, for veneering furniture, veneer containers, etc. (HS code 44.08); and

d) for the purpose of annotations to the Appendices for parts and derivatives of species traded as timber, definitions to be used should, to the extent possible, be based on the tariff classifications of the Harmonized System of the World Customs Organization;

[See [Addendum to Conference Resolution 10.13](#) on [page B-3](#)]

Regarding amendment proposals for timber species

e) proposals for the inclusion of timber species in Appendix II or III indicate clearly which parts and derivatives should be regulated; and

f) where these parts and derivatives are not logs, sawn wood and veneer sheets, the proponent also propose the relevant amendment to Resolution Conf. 12.3 if the procedures for extending the period of validity of, and/or changing the destination on, the export permit or re-export certificate should apply;

Regarding the definition of artificially propagated

g) timber taken from trees grown in monospecific plantations be considered as being artificially propagated in accordance with the definition contained in Resolution Conf. 11.11

FIGURE B-1 Excerpt from CITES Conference Resolution 10.13, Implementation of the Convention for Timber Species

Addendum to Conference Resolution 10.13

The definition and applicable HS codes for plywood listed in **Figure B-2** were proposed and accepted by the Convention and will be included as an addendum to Conference Resolution 10.13.

Plywood is defined as:

consisting of three or more sheets of wood glued and pressed one on the other and generally disposed so that the grains of successive layers are at an angle.

SUB-CODE	PRODUCT DESCRIPTION
4412.13	Plywood consisting solely of sheets of wood, each ply not exceeding 6 mm in thickness, and with at least one outer ply of tropical wood specified in subheading note 1 to this chapter*
4412.14	Plywood consisting solely of sheets of wood, each ply not exceeding 6 mm in thickness, and with at least one outer ply of non-coniferous wood
4412.22	Other (meaning one ply, or more, that is greater than 6 mm in thickness), with at least one outer ply of non-coniferous wood, and with at least one ply of tropical wood specified in subheading note 1 to this chapter *

*Subheading Note 1: For the purposes of subheadings 4403.41 to 443.49, 4407.24 to 440729, 4408.31 to 4408.39, and 4412.13 to 4412.99, the expression tropical wood means one of the following types of wood: Abura, Acajou d'Afrique, Afrormosia, Ako, Alan, Andiroba, Aningre, Avodire, Azobe, Balau, Balsa, Bosse Clair, Bosse Fonce, Cativo, Cedro, Dabema, Dark Red Meranti, Dibetou, Doussie, Framire, Freijo, Fromager, Fuma, Geronggang, Ilomba, Imbuia, Ipe, Iroko, Jaboty, Jelutong, Jequitiba, Jongkong, Kapur, Kempas, Keruing, Kosipo, Kotibe, Koto, Light Red Meranti, Limba, Louro, Macaranduba, Mahogany, Makore, Mandioquiera, Mansonia, Mengkulang, Meranti Bakau, Merawan, Merbau, Merpauh, Mersawa, Moabi, Niangon, Nyatoh, Obeche, Okoume, Onzabilli, Orey, Ovengkol, Ozigo, Padauk, Paldao, Palissandre de Guatemala, Palissandre de Para, Palissandre de Rio, Palissandre de Rose, Pau Amarelo, Pau Marfim, Pulai, Puna, Quaruba, Ramin, Sapelli, Saqui-Saqui, Sepetir, Sipo, Sucupira, Suren, Teak, Tauari, Tiama, Tola, Virola, White Lauan, White Meranti, White Seraya, Yellow Meranti.

FIGURE B-2 Addendum to Conference Resolution Document 10.13

Conference Resolution 12.3, Permits and Certificates

An excerpt from Conference Resolution 12.3, Permits and Certificates, is shown in **Figure B-3**. To view all CITES Conference Resolutions, see the following Web site <http://www.cites.org/eng/res/index.shtml>.

I. Regarding standardization of CITES permits and certificates

AGREES that:

- a) to fulfil the requirements of Article VI of the Convention and relevant Resolutions, export and import permits, re-export and pre-Convention certificates, certificates of origin and certificates of captive breeding and artificial propagation (except where phytosanitary certificates are used for this purpose) should include all the information specified in Annex 1 of the present Resolution;
- b) every form should be printed in one or more of the working languages of the Convention (English, Spanish, French) and in the national language if it is not one of the working languages;
- c) every form should indicate which type of document it is (e.g. import or export permit, re-export or pre-Convention certificate, etc.);
- d) if a permit or certificate form includes a place for the signature of the applicant, the absence of the signature should render the permit or certificate invalid; and
- e) if an annex is attached to a permit or certificate as an integral part of it, this and the number of pages should be clearly indicated on the permit or certificate, and each page of the annex should include the following:
 - i) the number of the permit or certificate and its date of issue; and
 - ii) the signature and the stamp or seal, preferably embossed, of the authority issuing the document; and

RECOMMENDS that:

- a) Parties wishing to modify their permit and certificate forms, to reprint existing documents or to introduce new documents, first ask the Secretariat for advice;
- b) Parties adapt the contents and, to the extent practicable, the format of their permits and certificates to the standard form attached to the present Resolution as Annex 2;
- c) for tracking and annual reporting purposes, permit and certificate numbers be limited, if possible, to 14 characters in the format:

WWxxYYYYYY/zz

where WW represents the last two digits of the year of issuance; xx represents the two-letter ISO code of the country; YYYYYY represents a six-digit serial number; and zz represents two digits or letters, or a combination of a digit and a letter, that a Party may use for national informational purposes;

d) Parties state, on each of their permits and certificates, the purpose of the transaction using the following codes:

- T** Commercial
- Z** Zoos
- G** Botanical gardens

FIGURE B-3 Excerpt from CITES Conference Resolution 12.3, Permits and Certificates (page 1 of 11)

Q Circuses and travelling exhibitions

S Scientific

H Hunting trophies

P Personal

M Medical (including biomedical research)

E Educational

N Reintroduction or introduction into the wild

B Breeding in captivity or artificial propagation

L Law enforcement / judicial / forensic;

e) the following codes be used to indicate the source of the specimens:

W Specimens taken from the wild

R Specimens originating from a ranching operation

D Appendix-I animals bred in captivity for commercial purposes and Appendix-I plants artificially propagated for commercial purposes, as well as parts and derivatives thereof, exported under the provisions of Article VII, paragraph 4, of the Convention

A Plants that are artificially propagated in accordance with Resolution Conf. 11.11, paragraph a), as well as parts and derivatives thereof, exported under the provisions of Article VII, paragraph 5, of the Convention (specimens of species included in Appendix I that have been propagated artificially for non-commercial purposes and specimens of species included in Appendices II and III)

C Animals bred in captivity in accordance with Resolution Conf. 10.16 (Rev.), as well as parts and derivatives thereof, exported under the provisions of Article VII, paragraph 5, of the Convention (specimens of species included in Appendix I that have been bred in captivity for non-commercial purposes and specimens of species included in Appendices II and III)

F Animals born in captivity (F1 or subsequent generations) that do not fulfil the definition of 'bred in captivity' in Resolution Conf. 10.16 (Rev.), as well as parts and derivatives thereof

U Source unknown (**must be justified**)

I Confiscated or seized specimens

O Pre-Convention specimens;

f) in cases where codes are used on permits and certificates to indicate the type of specimen, these conform to the codes provided in the Secretariat's most recent *Guidelines for the preparation and submission of annual reports* and that the units of measurement used also conform to these Guidelines;

FIGURE B-4 Excerpt from CITES Conference Resolution 12.3, Permits and Certificates (page 2 of 11)

- g) all Parties consider issuing permits and certificates printed on security paper;
- h) Parties that do not already do so affix a security stamp to each permit and certificate;
- i) when a security stamp is affixed to a permit or certificate, it be cancelled by a signature and a stamp or seal, preferably embossed and the number of the stamp also be recorded on the document;
- j) when issuing permits and certificates, the Parties follow the standard nomenclatures adopted by the Conference of the Parties to indicate the names of species (see Resolution Conf. 12.11);
- k) Parties that have not yet done so communicate to the Secretariat the names of the persons empowered to sign permits and certificates, as well as three specimens of their signatures, and that all the Parties communicate, within one month of any change thereto, the names of persons who have been added to the list of those already empowered to sign, the names of persons whose signatures are no longer valid and the dates the changes took effect;
- l) when the means of transport used requires a bill of lading or an air way-bill, the number of such document be stated on the permit or certificate;
- m) each Party inform the other Parties, direct or through the Secretariat, of any stricter internal measures it has taken under Article XIV, paragraph 1 (a), of the Convention, and that, when a Party is informed of this, it refrain from issuing permits and certificates that run counter to these measures;
- n) when a permit or certificate has been cancelled, lost, stolen or destroyed, the issuing Management Authority immediately inform the Management Authority of the country of destination, as well as the Secretariat regarding commercial shipments; and
- o) when a permit or certificate is issued to replace a document that has been cancelled, lost, stolen or destroyed, or that has expired, it indicate the number of the replaced document and the reason for the replacement;

II. Regarding export permits and re-export certificates

AGREES that a re-export certificate should also specify:

- a) the country of origin, the number of the export permit of the country of origin and its date of issue; and
 - b) the country of last re-export, the number of the re-export certificate of that country and its date of issue;
- or if the case arises:
- c) justification for the omission of any of the aforementioned information; and

RECOMMENDS that:

- a) exported specimens and re-exported specimens not appear on the same document, unless it is clearly indicated which specimens are being exported and which re-exported;

FIGURE B-5 Excerpt from CITES Conference Resolution 12.3, Permits and Certificates (page 3 of 11)

b) when re-export certificates are issued for specimens whose form has not changed since being imported, the unit of measure used be the same as that used on the permit or certificate accepted when they were imported;

c) the provisions of Article III, paragraph 3, Article IV, paragraph 4, Article V, paragraph 3, and Article VI, paragraph 2, of the Convention be understood to mean that an export permit or re-export certificate shall be valid for a period of no more than six months from the date on which it was granted and that it may not be accepted to authorize export, re-export or import except during the period of validity;

d) after the expiry of the said six-month period of validity, an export permit or re-export certificate be considered as void and of no legal value whatsoever, except in the case referred to in section XI relating to timber species;

e) no export permit or re-export certificate be issued for a specimen known to have been acquired illegally, even if it has been imported in accordance with the national legislation, unless the specimen has previously been confiscated; and

f) Parties not authorize the import of any specimen if they have reason to believe that it was not legally acquired in the country of origin;

III. Regarding import permits

AGREES that an import permit for specimens of species included in Appendix I may carry, among other things, certification that the specimens will not be used for primarily commercial purposes and, in the case of live specimens, that the recipient has suitable facilities to house and care for them; and

RECOMMENDS that:

a) the provisions of Article III, paragraphs 2 and 4, of the Convention be understood to mean that an import permit shall be valid for a period of not more than 12 months from the date on which it was granted and that it may not be accepted to authorize import except during the period of validity; and

b) after the expiry of the said 12-month period of validity, an import permit be considered as void and of no legal value whatsoever;

IV. Regarding pre-Convention certificates

AGREES that a pre-Convention certificate should also specify:

a) that the specimen covered by the certificate is pre-Convention; and

b) the date of acquisition of the specimen as defined in Resolution Conf. 5.11 adopted at the fifth meeting of the Conference of the Parties (Buenos Aires, 1985);

V. Regarding certificates of origin

RECOMMENDS that:

a) certificates of origin for export of specimens of species listed in Appendix III only be issued by a designated Management Authority or by the competent authority if trade is from a State not a Party to the Convention, and that Parties not accept certificates of origin unless they are issued by such authorities;

FIGURE B-6 Excerpt from CITES Conference Resolution 12.3, Permits and Certificates (page 4 of 11)

b) the provisions of Article V, paragraph 3, of the Convention be understood to mean that a certificate of origin shall be valid for a period of not more than 12 months from the date on which it was granted, and that it may not be accepted to authorize export or import except during the period of validity; and

c) after the expiry of the said 12-month period of validity, a certificate of origin be considered as void and of no legal value whatsoever;

VI. Regarding travelling-exhibition certificates

RECOMMENDS that:

a) each Party issue a travelling-exhibition certificate for CITES specimens belonging to a travelling exhibition based in its State, registered with the Management Authority and wishing to transport specimens of CITES species to other States for exhibition purposes only, on the condition that they were legally acquired and will be returned to the State in which the exhibition is based and that they were:

i) acquired before 1 July 1975 or before the date of inclusion of the species in any of the Appendices of the Convention;

ii) bred in captivity as defined in Resolution Conf. 10.16 (Rev.); or

iii) artificially propagated as defined in Resolution Conf. 11.11;

b) travelling-exhibition certificates should be based on the model included in Annex 3 of the present Resolution. They should be printed in one or more of the working languages of the Convention (English, French, Spanish) and in the national language if it is not one of these;

c) travelling-exhibition certificates should contain the purpose code 'Q' and include in block 5, or in another block if the model form is not used, the following language: "The specimen/s covered by this certificate may not be sold or otherwise transferred in any State other than the State in which the exhibition is based and registered. This certificate is non-transferable. If the specimen/s dies, is/are stolen, destroyed, lost, sold or otherwise transferred, this certificate must be immediately returned by the owner to the issuing Management Authority";

d) a separate travelling exhibition certificate must be issued for each live animal;

e) for travelling exhibitions of specimens other than live animals, the Management Authority should attach an inventory sheet that contains all of the information in blocks 9 through 16 of the model form for each specimen;

f) travelling-exhibition certificates should be valid for not more than three years from the date on which they were granted to allow multiple imports, exports and re-exports of the individual specimens that they cover;

g) Parties consider such travelling-exhibition certificates as proof that the specimens concerned have been registered with the issuing Management Authority and allow the movement of such specimens across their borders;

h) at each border crossing, Parties endorse travelling-exhibition certificates with an authorized stamp and signature by the inspecting official and allow the certificates to remain with the specimens;

FIGURE B-7 Excerpt from CITES Conference Resolution 12.3, Permits and Certificates (page 5 of 11)

- i) Parties check travelling exhibitions closely, at the time of export/re-export and import, and note especially whether live specimens are transported and cared for in a manner that minimizes the risk of injury, damage to health or cruel treatment;
- j) Parties require that specimens be marked or identified in such a way that the authorities of each State into which an exhibition enters can verify that the travelling-exhibition certificates correspond to the specimens being imported;
- k) when, during a stay in a State, an animal in possession of an exhibition gives birth, the Management Authority of that State be notified and issue a Convention permit or certificate as appropriate;
- l) when, during a stay in a State, a travelling-exhibition certificate for a specimen is lost, stolen or accidentally destroyed, only the Management Authority which has issued the document may issue a duplicate. This duplicate will bear the same number, if possible, and the same date of validity as the original document, and contain the following statement: "This certificate is a true copy of the original"; and
- m) Parties include in their annual reports a list of all travelling-exhibition certificates issued in the year concerned;

VII. Regarding phytosanitary certificates

RECOMMENDS that:

- a) any Party having considered the practices governing the issue of its phytosanitary certificates for export of artificially propagated Appendix-II specimens, and having determined that such practices provide adequate assurance that the specimens are artificially propagated (as defined in Resolution Conf. 11.11), may consider these documents as certificates of artificial propagation in accordance with Article VII, paragraph 5, of the Convention. Such certificates must include the scientific name of the species and the type and quantity of the specimens and bear a stamp, seal or other specific indication stating that the specimens are artificially propagated as defined by CITES;
- b) any Party using phytosanitary certificates as certificates of artificial propagation inform the Secretariat and provide copies of the certificates, stamps, seals, etc. that are used; and
- c) phytosanitary certificates be used exclusively for the purpose of export from the country of artificial propagation of the specimens concerned;

VIII. Regarding permits and certificates for species subject to quotas

RECOMMENDS that:

- a) when a Party has voluntarily fixed national export quotas for specimens of species included in Appendix I, for non-commercial purposes, and/or in Appendices II and III, it inform the Secretariat of the quotas before issuing export permits and of any changes thereto as soon as they are made and it state on each export permit the total number of specimens already exported in the current year (including those covered by the permit in question) and the quota for the species concerned;
- b) when a Party has export quotas allocated by the Conference of the Parties for specimens of species included in Appendices I and II, it state on each export permit the total number of specimens already exported in the current year (including those covered by the permit in question) and the quota for the species concerned; and

FIGURE B-8 Excerpt from CITES Conference Resolution 12.3, Permits and Certificates (page 6 of 11)

- c) Parties send to the Secretariat copies of permits issued for species subject to quotas if so requested by the Conference of the Parties, the Standing Committee or the Secretariat;

XI. Regarding permits and certificates for timber species included in Appendices II and III with the annotation 'Designates logs, sawn wood and veneer sheets'

RECOMMENDS that the validity of the export permit or re-export certificate may be extended beyond the normal maximum of six months after the date of issue, on the condition that:

- a) the shipment has arrived in the port of final destination before the date of expiration indicated on the permit or certificate and is being held in Customs bond (i.e. is not considered as imported);
- b) the time extension does not exceed six months from the date of expiration of the permit or certificate and no previous extension has been granted;
- c) the appropriate enforcement personnel has included the date of arrival and the new date of expiration in the box relating to special conditions, or an equivalent place, on the export permit or re-export certificate, certifying the modification with an official stamp or seal and signature;
- d) the shipment is imported for consumption from the port where it was located when the extension was approved and before the new date of expiration; and
- e) a copy of the export permit or re-export certificate as amended in accordance with subparagraph c) above is sent to the country of export or re-export, allowing it to amend its annual report, and to the CITES Secretariat; and

FURTHER RECOMMENDS that any permit or certificate that indicates the complete names and addresses of the (re-)exporter and importer, in conformity with Annex 1, paragraph d), to this Resolution, not be accepted for import into a country other than the one for which it was issued, except under the following conditions:

- a) the actual quantity of specimens exported or re-exported is included in the designated box on the permit or certificate, certified by the stamp or seal and signature of the authority that carried out the inspection at the time of export or re-export;
- b) the exact quantity referred to under a) is imported;
- c) the number of the bill of lading of the shipment is included on the permit or certificate;
- d) the bill of lading of the shipment is presented to the Management Authority together with the original of the permit or certificate at the time of import;
- e) the import takes place within six months after the issue of the export permit or re-export certificate or within 12 months after the issue of a certificate of origin;
- f) the period of validity of the permit or certificate has not already been extended;
- g) the Management Authority of the importing country includes on the permit or certificate, in the box relating to special conditions, or an equivalent place, the following text, certified by its stamp or seal and signature:
- "import into [name of country] permitted in accordance with Resolution Conf. 12.3 (section XI) on [date]"; and

FIGURE B-9 Excerpt from CITES Conference Resolution 12.3, Permits and Certificates (page 7 of 11)

h) a copy of the permit or certificate as amended in accordance with sub-paragraph g) above is sent to the country of export or re-export, allowing it to amend its annual report, and to the CITES Secretariat;

XII. Regarding the use of simplified procedures to issue permits and certificates

RECOMMENDS that:

a) Parties use simplified procedures to issue permits and certificates to facilitate and expedite trade that will have a negligible impact, or none, on the conservation of the species concerned, e.g.:

i) where biological samples of the type and size specified in Annex 4 of this Resolution are urgently required:

A. in the interest of an individual animal;

B. in the interest of the conservation of the species concerned or other species listed in the Appendices;

C. for judicial or law enforcement purposes;

D. for the control of diseases transferable between species listed in the Appendices; or

E. for diagnostic or identification purposes;

ii) for the issuance of pre-Convention certificates in accordance with Article VII, paragraph 2, of the Convention;

iii) for the issuance of certificates of captive breeding or artificial propagation in accordance with Article VII, paragraph 5, of the Convention or for the issuance of export permits or re-export certificates in accordance with Article IV of the Convention for specimens referred to in Article VII, paragraph 4; and

iv) in other cases judged by a Management Authority to merit the use of simplified procedures;

b) Parties, in order to simplify procedures concerning the issuance of permits and certificates under the circumstances outlined above:

i) maintain a register of persons and bodies that may benefit from simplified procedures, as well as the species that they may trade under the simplified procedures;

ii) provide to registered persons and bodies partially completed permits and certificates that remain valid for a period of up to six months for export permits, 12 months for import permits or re-export certificates, and three years for pre-Convention certificates and certificates of captive breeding or artificial propagation; and

iii) authorize the registered persons or bodies to enter specific information on the face of the CITES document when the Management Authority has included in box 5, or an equivalent place, the following:

FIGURE B-10 Excerpt from CITES Conference Resolution 12.3, Permits and Certificates (page 8 of 11)

A. a list of the boxes that the registered persons or bodies are authorized to complete for each shipment; if the list includes scientific names, the Management Authority must have included an inventory of approved species on the face of the permit or certificate or in an attached annex;

B. any special conditions; and

C. a place for the signature of the person who completed the document;

c) concerning trade in biological samples of the type and size specified in Annex 4 of this Resolution, where the purpose is among those specified in paragraph a) of this section, permits and certificates be accepted that were validated at the time the documents were granted, rather than at the time a shipment was exported or re-exported provided that the container bears a label, such as a Customs label, that specifies 'CITES Biological Samples' and the CITES document number; and

d) when processing applications for the export of biological samples of the type and size and for the use specified in Annex 4 to this Resolution, Scientific Authorities develop generic non-detriment advice that would cover multiple shipments of such biological samples, taking into account the impacts of the collection of the specimens of species included in Appendix I or II to determine whether the export or import of biological samples would be detrimental to the survival of the species;

XIII. Regarding retrospective issue of permits and certificates

RECOMMENDS that:

a) a Management Authority of an exporting or re-exporting country:

i) not issue CITES permits and certificates retrospectively;

ii) not provide exporters, re-exporters and/or consignees in importing countries with declarations about the legality of exports or re-exports of specimens having left its country without the required CITES documents; and

iii) not provide exporters, re-exporters and/or consignees in importing countries with declarations about the legality of permits or certificates which at the time of export, re-export or import did not meet the requirements of the Convention;

b) a Management Authority of an importing country, or of a country of transit or transshipment, not accept permits or certificates that were issued retrospectively;

c) exceptions from the recommendations under a) and b) above not be made with regard to Appendix-I specimens, and be made with regard to Appendix-II and -III specimens only where the Management Authorities of both the exporting (or re-exporting) and the importing countries are, after a prompt and thorough investigation in both countries and in close consultation with each other, satisfied:

i) that the irregularities that have occurred are not attributable to the exporter (or re-exporter) or the importer; and

ii) that the export (or re-export) and import of the specimens concerned are otherwise in compliance with the Convention and with the relevant legislation of the countries of export (or re-export) and import; and

FIGURE B-11 Excerpt from CITES Conference Resolution 12.3, Permits and Certificates (page 9 of 11)

d) whenever exceptions are made:

- i) the permit or certificate clearly indicate that it is issued retrospectively; and
- ii) the reasons for the relaxation, which should come within the purview of paragraph c), sub-paragraphs i) and ii) above, are specified on the permit or certificate and a copy sent to the Secretariat; and

XIV. Regarding acceptance and clearance of documents and security measures

RECOMMENDS that:

- a) the Parties refuse to accept permits and certificates if they have been altered (by rubbing out, scratching out, etc.), modified or crossed out, unless the alteration, modification or crossing-out has been authenticated by the stamp and signature of the authority issuing the document;
- b) whenever irregularities are suspected, the Parties exchange issued and/or accepted permits or certificates to verify their authenticity;
- c) when a security stamp is affixed to a permit or certificate, the Parties refuse the document if the security stamp is not cancelled by a signature and a stamp or seal;
- d) the Parties refuse to accept any permit or certificate that is invalid, including authentic documents that do not contain all the required information as specified in this Resolution or that contain information that brings into question the validity of the permit or certificate;
- e) the Parties refuse to accept permits and certificates that do not indicate the scientific name of the species concerned (including subspecies when appropriate), except in the case where:
 - i) the Conference of the Parties has agreed that the use of higher-taxon names is acceptable;
 - ii) the issuing Party can show it is well justified and has communicated the justification to the Secretariat;
 - iii) certain manufactured products contain pre-Convention specimens that can not be identified to the species level; or
 - iv) worked skins or pieces thereof of *Tupinambis* species that were imported before 1 August 2000 are being re-exported, in which case it is sufficient to use the indication *Tupinambis* spp.;
- f) when a Party refuses to accept a permit or certificate, it keep the original or, if this is against its national laws, it cancel the document indelibly, preferably by perforation, particularly the security stamp;
- g) when a Party refuses to accept a permit or certificate issued for export or re-export, it immediately inform the exporting or re-exporting country;
- h) when a Party is informed that a permit or certificate it has issued for export or re-export has been refused, it take measures to ensure that the specimens in question do not enter into illegal trade; and

FIGURE B-12 Excerpt from CITES Conference Resolution 12.3, Permits and Certificates (page 10 of 11)

i) Parties ensure that, when the original of a permit or certificate is not used by the permittee for the trade authorized, it is returned by the permittee to the issuing Management Authority in order to prevent the illegal use of the document; and

REPEALS the Resolutions listed hereunder:

- a) Resolution Conf. 8.16 (Kyoto, 1992) – Travelling live-animal exhibitions; and
- b) Resolution Conf. 10.2 (Rev.) (Harare, 1997, as amended at Gigiri, 2000) – Permits and certificates.

FIGURE B-13 Excerpt from CITES Conference Resolution 12.3, Permits and Certificates (page 11 of 11)

Annex 1, Information that Should Be Included in CITES Permits and Certificates

Annex 1 Information that should be included in CITES permits and certificates

- a) The full name and the logo of the Convention
 - b) The complete name and address of the Management Authority issuing the permit
 - c) A unique control number
 - d) The complete names and addresses of the exporter and importer
 - e) The scientific name of the species to which the specimens belong (or the subspecies when it is relevant in order to determine in which Appendix the taxon concerned is included) in accordance with the adopted standard nomenclature
 - f) The description of the specimens, in one of the Convention's three working languages, using the nomenclature of specimens distributed by the Secretariat
 - g) The numbers of the marks appearing on the specimens if they are marked or if a Resolution of the Conference of the Parties prescribes marking (specimens from ranches, subject to quotas approved by the Conference of the Parties, originating from operations which breed animals included in Appendix I in captivity for commercial purposes, etc.)
 - h) The Appendix in which the species or subspecies or population is listed
 - i) The source of the specimens
 - j) The quantity of specimens and, if appropriate, the unit of measure used
 - k) The date of issue and the date of expiry
 - l) The name of the signatory and his/her handwritten signature
 - m) The embossed seal or ink stamp of the Management Authority
 - n) A statement that the permit, if it covers live animals, is only valid if the transport conditions comply with the CITES Guidelines for Transport of Live Animals or, in case of air transport, with the IATA Live Animals Regulations
 - o) The registration number of the operation, attributed by the Secretariat, when the permit involves specimens of a species included in Appendix I that originate from an operation practising breeding in captivity or artificial propagation for commercial purposes (Article VII, paragraph 4, of the Convention), and the name of the operation when it is not the exporter
 - p) The actual quantity of specimens exported, certified by the stamp or seal and signature of the authority that carried out the inspection at the time of the exportation
 - q) When specimens are marked with microchip transponders, all microchip codes, together with the trade mark of the transponder manufacturer, and, where possible, the location of the microchip in the specimen
- To be included in certificates of origin only***
- r) ***A statement that the specimens originate in the country that issued the certificate***

FIGURE B-14 Annex 1, Information That Should Be Included in CITES Permits and Certifications

Annex 2, Standard CITES Form

Annex 2
Standard CITES form

CONVENTION ON INTERNATIONAL TRADE IN ENDANGERED SPECIES OF WILD FAUNA AND FLORA		PERMIT/CERTIFICATE No. <input type="checkbox"/> EXPORT <input type="checkbox"/> RE-EXPORT <input type="checkbox"/> IMPORT <input type="checkbox"/> OTHER:		Original 2. Valid until
3. Importer (name and address)		4. Exporter/re-exporter (name, address and country)		
3a. Country of import		Signature of the applicant		
5. Special conditions <small>For live animals, this permit or certificate is only valid if the transport conditions conform to the Guidelines for Transport of Live Animals or, in the case of air transport, to the IATA Live Animals Regulations</small>		6. Name, address, national seal/stamp and country of Management Authority		
5a. Purpose of the transaction (see reverse)		5b. Security stamp no.		
7./8. Scientific name (genus and species) and common name of animal or plant		9. Description of specimens, including identifying marks or numbers (age/sex if live)		10. Appendix no. and source (see reverse)
				11. Quantity (including unit)
				11a. Total exported/Quota
A		B		C
7./8.	9.	10.	11.	11a.
12. Country of origin * Permit no.	Date	12a. Country of last re-export Certificate no.	Date	12b. No. of the operation ** or date of acquisition ***
7./8.	9.	10.	11.	11a.
12. Country of origin * Permit no.	Date	12a. Country of last re-export Certificate no.	Date	12b. No. of the operation ** or date of acquisition ***
7./8.	9.	10.	11.	11a.
12. Country of origin * Permit no.	Date	12a. Country of last re-export Certificate no.	Date	12b. No. of the operation ** or date of acquisition ***
7./8.	9.	10.	11.	11a.
12. Country of origin * Permit no.	Date	12a. Country of last re-export Certificate no.	Date	12b. No. of the operation ** or date of acquisition ***
* Country in which the specimens were taken from the wild, bred in captivity or artificially propagated (only in case of re-export) ** Only for specimens of Appendix-I species bred in captivity or artificially propagated for commercial purposes *** For pre-Convention specimens				
13. This permit/certificate is issued by:				
Place		Date		Security stamp, signature and official seal
14. Export endorsement:		15. Bill of Lading/Air waybill number:		
Block	Quantity			
A				
B				
C				
D				
Port of export		Date	Signature	Official stamp and title

CITES PERMIT/CERTIFICATE No.

FIGURE B-15 Annex 2, Standard CITES Form (front)

Instructions and explanations

(These correspond to block numbers on the form)

1. Tick the square which corresponds to the type of document issued (export permit, re-export certificate, import permit or other). If the box "other" has been ticked, the type of document must be indicated. The original number is a unique number allocated to each document by the Management Authority.
 2. For export permits and re-export certificates, the date of expiry of the document may not be more than six months after the date of issuance (one year for import permits).
 3. Complete name and address of the importer.
 - 3a. The name of the country must be written in full.
 4. Complete name and address of the exporter/re-exporter. The name of the country must be stated. The absence of the signature of the applicant renders the permit or certificate invalid.
 5. Special conditions may refer to national legislation or special conditions placed on the shipment by the issuing Management Authority. This block can also be used to justify the omission of certain information.
 - 5a. The following codes should be used: T for commercial, Z for zoos, G for botanical gardens, Q for circuses and travelling exhibitions, S for scientific purposes, H for hunting trophies, P for personal, M for medical, E for education, N for reintroduction or introduction into the wild, and B for breeding in captivity or artificial propagation, L for law enforcement / judicial / forensic.
 - 5b. Indicate the number of the security stamp affixed in block 13.
 6. The name, address and country of the issuing Management Authority should already be printed on the form.
 - 7-8. Indicate the scientific name (genus and species, where appropriate subspecies) of the animal or plant as it appears in the Convention Appendices or the reference lists approved by the Conference of the Parties, and the common name of the animal or plant as known in the country issuing the permit.
 9. Describe, as precisely as possible, the specimens entering trade (live animals, skins, flanks, wallets, shoes, etc.). If a specimen is marked (tags, identifying marks, rings, etc.), whether or not this is required by a Resolution of the Conference of the Parties (specimens originating in a ranching operation, specimens subject to quotas approved by the Conference of the Parties, specimens of Appendix-I species bred in captivity for commercial purposes, etc.), indicate the number and type of mark. The sex and age of the live animals should be recorded, if possible.
 10. Enter the number of the Appendix of the Convention (I, II or III) in which the species is listed.
Use the following codes to indicate the source:
W = Specimens taken from the wild
R = Specimens originating from a ranching operation
D = Appendix-I animals bred in captivity for commercial purposes and Appendix-I plants artificially propagated for commercial purposes, as well as parts and derivatives thereof, exported under the provisions of Article VII, paragraph 4, of the Convention
A = Plants that are artificially propagated in accordance with Resolution Conf. 11.11, paragraph a), as well as parts and derivatives thereof, exported under the provisions of Article VII, paragraph 5 (specimens of species included in Appendix I that have been propagated artificially for non-commercial purposes and specimens of species included in Appendices II and III)
C = Animals bred in captivity in accordance with Resolution Conf. 10.16 (Rev.), as well as parts and derivatives thereof, exported under the provisions of Article VII, paragraph 5 (specimens of species included in Appendix I that have been bred in captivity for non-commercial purposes and specimens of species included in Appendices II and III)
F = Animals born in captivity (F1 or subsequent generations) that do not fulfil the definition of 'bred in captivity' in Resolution Conf. 10.16 (Rev.), as well as parts and derivatives thereof
U = Source unknown (must be justified)
I = Confiscated or seized specimens
O = Pre-Convention (may be used with other source codes).
 11. The quantity and units indicated should conform to the most recent version of the *Guidelines for the preparation and submission of annual reports*.
 - 11a. Indicate the total number of specimens exported in the current calendar year (including those covered by the present permit) and the current annual quota for the species concerned (for example 500/1000). This should be done for the national quotas as well as for those determined by the Conference of the Parties.
 12. The country of origin is the country in which the specimens were taken from the wild, bred in captivity or artificially propagated. Indicate the number of the permit or certificate of the exporting country and the date of issuance. If all or part of the information is not known, this should be justified in block 5. This block must only be completed in case of re-exports.
 - 12a. The country of last re-export is the country from which the specimens were re-exported before entering the country in which the present document is issued. Enter the number of the re-export certificate of the country of last re-export and its date of issuance. If all or part of the information is not known, this should be justified in block 5. This block must only be completed in case of re-export of specimens previously re-exported.
 - 12b. The "No. of the operation" is the number of the registered captive-breeding or artificial propagation operation. The "date of acquisition" is defined in Resolution Conf. 5.11 and is required only for pre-Convention specimens.
 13. To be completed by the official who issues the permit. The name of the official must be written in full. The security stamp must be affixed in this block and must be cancelled by the signature of the issuing official and a stamp or seal. The seal, signature and security-stamp number should be clearly legible.
 14. To be completed by the official who inspects the shipment at the time of export or re-export. Enter the quantities of specimens actually exported or re-exported. Strike out the unused blocks.
 15. Enter the number of the bill of lading or air way-bill if the method of transport used requires the use of such a document.
- The document must be written in one of the three working languages of the Convention (English, Spanish or French) or must include a full translation into one of these three languages. Exported and re-exported specimens should not appear on the same document unless it is clearly indicated which specimens are being exported and which re-exported.

AFTER USE THIS DOCUMENT MUST BE RETURNED TO A MANAGEMENT AUTHORITY OF THE IMPORTING COUNTRY.

FIGURE B-16 Annex 2, Standard CITES Form (back)



Appendix C

Conversion Formulas

Contents

Conversion Formulas for Timber and Timber Products	page C-1
Board Feet of Lumber to Cubic Meters	page C-1
Cubic Feet of Lumber to Cubic Meters	page C-2
Conversion Formulas for Veneer	page C-2
Square Feet of Veneer to Square Meters	page C-2
Square Meters of Veneer to Cubic Meters	page C-3
Cubic Feet of Veneer to Cubic Meters	page C-3
Conversion Formula for Dowel Rods	page C-4
Volume of a Cylinder in Inches to Cubic Meters	page C-4

Conversion Formulas for Timber and Timber Products

Use the following formulas to assist you with verifying that the quantity recorded on the CITES Permit or Certificate matches the quantity invoiced on the accompanying shipping documents.

These conversions should also be made by the importer or exporter so that the total quantity of CITES regulated material recorded on the shipping documents is expressed in the same unit of measurement found on the CITES Permit or Certificate.

Board Feet of Lumber to Cubic Meters

There are 424 board feet per cubic meter. To convert board feet of lumber to cubic meters, divide the board feet of lumber by 424 board feet. See the equation in **Figure C-1** below.

$$\frac{\text{Total board feet of lumber}}{424 \text{ board feet}} = \text{cubic meters of lumber}$$

FIGURE C-1 Formula to Convert Board Feet of Lumber to Cubic Meters

Some countries may express board feet in pie tablares (PT.). Since 1 PT. is equal to one board foot, change the total PT. to total board feet of lumber, then continue using the formula in **Figure C-1** above to convert to cubic meters of lumber.

EXAMPLE A shipment of 1000 board feet of lumber arrives at your port. Use the following calculation to convert this shipment to cubic meters of lumber:

$$\frac{(1000 \text{ board feet of lumber})}{(424 \text{ board feet})} = 2.36 \text{ cubic meters of lumber}$$

Cubic Feet of Lumber to Cubic Meters

The conversion of cubic feet of lumber to cubic meters may be difficult because the formula depends upon the multiplication of the number of square meters and the thickness of wood, which could be variable. In this case, the CPB Agriculture Specialist, PPQ Plant Health Safeguarding Specialist, or PPQ Export Certification Specialist should have the permittee perform the conversion and then have the permittee supply the CPB Agriculture Specialist, PPQ Plant Health Safeguarding Specialist, or PPQ Export Certification Specialist with a copy of calculations. See [Figure C-2](#) for the conversion formula.

$$\begin{aligned} \text{Cubic feet of lumber} &= (\text{lumber length in feet}) \times (\text{lumber width in feet}) \times (\text{lumber thickness in feet}) \\ &= (\text{lumber thickness in inches} / 12) \end{aligned}$$

FIGURE C-2 Formula to Convert Cubic Feet of Lumber to Cubic Meters

EXAMPLE A shipment of 10,000 square feet of lumber approximately 1 inch thick arrives at your port. Use the following calculation to convert this shipment to cubic meters:

$$\frac{(10,000 \text{ square feet of lumber}) \times 1 \times (0.02832)}{12} = 23.6 \text{ cubic meters}$$

Conversion Formulas for Veneer

Square Feet of Veneer to Square Meters

Use the formula below to convert square feet of veneer to square meters.

$$\begin{aligned} \text{Where: (square feet of veneer)} &= (\text{length of veneer in feet}) \times (\text{width of veneer in feet}) \\ (\text{square feet of veneer}) \times (0.0929) &= \text{square meters of veneer} \end{aligned}$$

FIGURE C-3 Formula to Convert Square Feet of Veneer to Square Meters

EXAMPLE A shipment of 25,000 square feet of veneer arrives at your port. Use the following calculation to convert this shipment to square meters:

$$(25,000 \text{ square feet of veneer}) \times (0.0929) = 2322.5 \text{ square meters}$$

Square Meters of Veneer to Cubic Meters

Use the formula in **Figure C-4** to convert square meters of veneer to cubic meters.

$$(\text{Square meters of veneer}) \times (\text{Veneer thickness in meters}) = \text{Cubic meters of veneer}$$

FIGURE C-4 Formula to Convert Square Meters of Veneer to Cubic Meters



Important

Where: (square meters of Veneer) =
(length of veneer in meters) x (width of veneer in meters)

veneer thickness in meters = (veneer thickness in millimeters) / 1000

This conversion formula depends on the multiplication of the number of square meters and the thickness of wood, which could be variable. In this case, have the permittee perform the conversion and provide you with a copy of the calculations.

EXAMPLE A shipment of 25,000 square meters of veneer 0.6 millimeters thick arrives at your port. Use the following calculation would convert this shipment to cubic meters:

$$(25,000 \text{ square meters of veneer}) \times \frac{(0.6) \text{ meter}}{1000} = 15 \text{ cubic meters of veneer}$$

Cubic Feet of Veneer to Cubic Meters

To convert cubic feet of veneer to cubic meters, use the formula in **Figure C-5**.

$$(\text{cubic feet of veneer}) \times (\text{veneer thickness in feet}) \times (0.02832) = \text{cubic meters of veneer}$$

FIGURE C-5 Formula to Convert Cubic Feet of Veneer to Cubic Meters



Important

Where: (cubic feet of veneer) = (length of veneer in feet) x (width of veneer in feet) and veneer thickness in feet =
(veneer thickness in a fraction of an inch) / 12

This conversion formula depends on the multiplication of the number of cubic feet and the thickness of wood, which could be variable. In this case, have the permittee perform the conversion and provide you with a copy of the calculations.

EXAMPLE A shipment of 25,000 square meters of veneer 1/16 of an inch thick arrives at your port. Use the following calculation to convert this shipment to cubic meters.

$$(25,000 \text{ square meters of veneer}) \times \frac{((1/16))}{12} =$$

$$130.21 \text{ square feet} \times 0.2832 = 3.687 \text{ cubic meters}$$

Conversion Formula for Dowel Rods

Volume of a Cylinder in Inches to Cubic Meters

To convert cubic inches of dowel to cubic meters, use the formula in **Figure C-6**.

$$(\text{Cubic inches of dowel}) \times (.0000164) = \text{cubic meters of dowel}$$

FIGURE C-6 Formula to Convert Volume of a Cylinder in Inches to Cubic Meters



Where volume of cylinder in cubic inches =

$$\pi (3.14) \times (\text{radius of dowel in inches})^2 \times (\text{length of dowel in inches}) \times (\text{total number of dowels})$$

EXAMPLE

A shipment of containing 100,000 ramin dowels (each measure 1/4 inch in diameter by 16 inches in length) arrives at your port. Use the following formula to convert this shipment to cubic meters:

$$\text{Radius} = 1/2 \text{ diameter}$$

$$R = 1/4 = .25 \times 1/2 = .125$$

$$(3.14) \times (.125)^2 \times 16 \text{ inches} \times 100,000 = 78,500 \text{ cubic inches of dowel}$$

$$(78,500 \text{ cubic inches of dowel}) \times (.0000164) = 1.287 \text{ cubic meters of dowel}$$



Appendix D

CITES Documents

Contents

Introduction	page D-2
FWS Form 3-201A CITES Other Certificate (Pre-Convention)	page D-3
FWS Cover Letter to CITES Re-export Certificate Permittee	page D-4
FWS Form 3-201A, CITES Re-export Certificate	page D-5
FWS CITES Special Permit Condition	page D-6
Information That Should Be Included in CITES Permits and Certificates	page D-7
Standard CITES Form	page D-8
Argentina CITES Permit/Certificate for Export/Re-export	page D-10
Barbados CITES Permit/Certificate for Export/Re-export/Import/Other	page D-11
Belize CITES Permit/Certificate for Export/Re-export/Import/Other	page D-12
Bolivia CITES Permit for Export/Re-export	page D-13
Brazil CITES Permit for Import/Export/Re-export/Other	page D-14
Cameroun CITES Permit/Certificate for Export/Re-export/Import	page D-15
Canada Export Permit	page D-16
Central African Republic CITES Permit for Export/Re-export/Import	page D-17
Chile CITES Permit for Export/Re-export/Import	page D-18
China CITES Permit/Certificate for Export/Re-export/Import/Other	page D-19
Colombia CITES Permit/Certificate for Export/Re-export/Import/Other	page D-20
Congo CITES Permit for Export/Import	page D-21
Congo CITES Permit/Certificate for Export/Re-export/Import/Other	page D-22
Costa Rica CITES Permit for Export/Re-export	page D-23
Cote d'Ivoire CITES Permit/Certificate for Export/Re-export/Import/Other	page D-24
Cuba CITES Permit for Export/Re-export/Import	page D-25
Ecuador CITES Permit for Export/Re-export/Import	page D-26
El Salvador CITES Permit for Export/Re-export/Import	page D-27
European Community CITES Export Permit	page D-28
France European Community CITES Permit/Certificate for Import/Export/ Re-export	page D-29
Germany European Community CITES Permit/Certificate for Import/Export/ Re-export	page D-30
Ghana CITES Permit/Certificate for Export/Re-export/Import/Other	page D-31
Guatemala CITES Permit for Export/Re-export/Import	page D-32
Guyana CITES Permit/Certificate for Export/Re-export/Import/Other	page D-33
Honduras CITES Permit/Certificate for Export/Re-export/Import/Other	page D-34
Indonesia CITES Permit for Export/Import/Re-export/Other	page D-35
Italy European Community CITES Permit/Certificate for Import/Export/ Re-export	page D-36
Japan CITES Permit for Export	page D-37
Malaysia CITES Permit/Certificate for Export/Re-export/Import/Other	page D-38
Malaysia CITES Permit/Certificate for Export/Re-export/Import/Other	page D-39
Mexico CITES Permit/Certificate for Import/Export/Re-export/Other	page D-40
Nepal CITES Permit/Certificate for Export/Re-export/Other	page D-41
Nicaragua CITES Permit for Export/Re-export/Import	page D-42
Panama CITES Permit for Export/Re-export/Import	page D-43
Paraguay CITES Permit/Certificate for Export/Re-export/Import/Other	page D-44

[Peru CITES Permit/Certificate for Export/Re-export/Import/Other](#) [page D-45](#)
[United States CITES Permit/Certificate for Export/Re-export/Other](#) [page D-46](#)
[United States CITES Permit/Certificate for Export/Re-export/Other](#) [page D-47](#)
[Venezuela CITES Permit for Export/Re-export](#) [page D-48](#)

Introduction

This appendix provides an example of a standard CITES permit, examples of USFWS-issued CITES certificates, and examples of selected CITES permits and certificates from countries you will most likely encounter. These examples are intended to assist the CPB Agriculture Specialist, PPQ Plant Health Safeguarding Specialist, or PPQ Export Certification Specialist with verifying the documents presented to them are authentic.

FWS Form 3-201A CITES Other Certificate (Pre-Convention)

FORM 3-201A (1/97)		CONVENTION ON INTERNATIONAL TRADE IN ENDANGERED SPECIES OF WILD FAUNA AND FLORA		Page 1 of 1				
<input type="checkbox"/> EXPORT PERMIT <input type="checkbox"/> RE-EXPORT CERTIFICATE <input checked="" type="checkbox"/> OTHER CERTIFICATE (see block 9)		1. Original Permit/Certificate No. 04US082599/9		2. Valid until 08/22/2004				
3. Permittee (name and address, country)			4. Consignee (name and address, country)					
5. Special Conditions MUST COMPLY WITH ATTACHED GENERAL CONDITIONS FOR PLANTS. MUST EXPORT THROUGH A USDA OR CUSTOMS AND BORDER PROTECTION DESIGNATED PORT. PERMIT MUST BE VALIDATED BY THE USDA OR CUSTOMS AND BORDER PROTECTION PRIOR TO EXPORT. MUST MEET JAPANESE IMPORT REQUIREMENTS. For live animals, only valid if the transport conditions comply with the CITES Guidelines for Transport of Live Animals or, in the case of air transport, with IATA Live Animals Regulations.			5a. Purpose of Transaction T		5b. Security No. 027972			
6. U.S. Management Authority DIVISION OF MANAGEMENT AUTHORITY U.S. FISH AND WILDLIFE SERVICE DEPARTMENT OF THE INTERIOR WASHINGTON, D.C. 20240 UNITED STATES OF AMERICA U.S. CITES Management Authority 02/23/2004 Issuing Date United States Management Authority AUTHORITY: Endangered Species Act of 1973 (16 USC 1531 et. seq.)								
Common Name and Scientific name (genus and species) of Animal or Plant A. Common Name BRAZILIAN ROSEWOOD Scientific Name DALBERGIA NIGRA		9. Description of Part or Derivative, including identifying marks or numbers (age/sex if live) 9. PRE-CONVENTION: GUITARS WITH BRAZILIAN ROSEWOOD FINGERBOARDS; 1965 FENDER ELECTRIC, STRATOCASTER, SERIAL # 137897; 1964 FENDER ELECTRIC, STRATOCASTER, SERIAL # L35936.		10. Appendix No. and Source 10. 1 W 11. Quantity (including units) 2 NO 11a. Total Exported/Quota				
12. Country of Origin UNKNOWN		Permit/Certificate No.		Date of Issue				
12a. Country of Last Re-export		Re-export Certificate No.		Date of Issue				
12b. Breeding Operation No.		12c. Pre-Convention: Date of Acquisition 1964, 1965						
B. Common Name		9.		10.				
Scientific Name				11. Quantity (including units)				
				11a. Total Exported/Quota				
12. Country of Origin		Permit/Certificate No.		Date of Issue				
12a. Country of Last Re-export		Re-export Certificate No.		Date of Issue				
12b. Breeding Operation No.		12c. Pre-Convention: Date of Acquisition						
13. Export / Re-export Endorsement: The official who inspects shipment upon exportation / re-exportation must enter the total quantities of specimens being exported / re-exported in this block.		14. Bill of Lading/Air Way-Bill Number MOLU-1675436 03 Port of Exportation / Re-exportation JAMAICA, NEW YORK Total No. of Shipping Containers 2 CONT.		15. This document valid only with inspecting official's ORIGINAL stamp, signature and date in this block. RELEASED JFKIA--JAMAICA, NY USDA, APHIS, PPO Inspecting Official's Stamp, Signature and Date MARCH 6, 2004 ADWIS-P				
See Block 7 <table border="1"> <tr> <th>Quantity</th> </tr> <tr> <td>A 2 (two)</td> </tr> <tr> <td>B</td> </tr> </table>		Quantity	A 2 (two)	B	027972			
Quantity								
A 2 (two)								
B								

FIGURE D-1 Example of FWS CITES Other Certificate (Pre-Convention) (printed on security paper)

FWS Cover Letter to CITES Re-export Certificate Permittee



United States Department of the Interior

FISH AND WILDLIFE SERVICE
Washington, D.C. 20210

Dear Bigleaf Mahogany re-export permittee:

Enclosed is your U.S. CITES re-export certificate. **Please be sure to read the permit conditions and use the re-export certificate correctly, as follows:**

- Make a copy of the U.S. re-export certificate.
- On the U.S. re-export certificate copy, complete:
Block 4: Write in the name and address of the Consignee on the copy.
Block 5: Write the shipment number. Each shipment must have a unique number in this blank.
Block 11: Write in the quantity (must be in cubic meters) being re-exported.
Block 12: Write in the name of the Country from whom you imported the lumber (ex. Bolivia, Peru, etc.); write in the Country of origin CITES permit or certificate number and the date the country of origin permit or certificate was issued. This must be the CITES permit or certificate that the lumber was imported under.

Note:List only one Country of origin CITES document on each copy of the U.S. re-export certificate. You can have multiple re-export certificates validated for a shipment. You must list the exact Country of Origin CITES document under which material was imported on the re-export certificate.
- Attach a copy of the Country of origin CITES permit or certificate of origin to the U.S. CITES re-export certificate. Please note the country of origin CITES document should have been stamped USDA/APHIS/PPQ "Inspected and Released". If you are concerned about the Consignee seeing the name of your supplier on the attached Country of origin CITES document you may redact (black out) their name and address on the copy.
- Make an additional copy of the completed U.S. re-export certificate, with the attached country of origin CITES document, that will be mailed to our office by the USDA/APHIS/PPQ Inspecting official. You may also want to make a copy for your records.
- Have the U.S. re-export certificate copies validated by a USDA/APHIS/PPQ Inspecting official: one to accompany the shipment and one to be mailed to our office.
- Your U.S. re-export is only valid for a 6 month period (see block 2 for the expiration date of your certificate). Your re-export certificate must be valid for you to re-export bigleaf mahogany lumber. A renewal application may be obtained from <http://forms.fws.gov>, form 3-200-52. Please allow 30 days for the processing of the renewal.

If you have questions, contact Amy Brisendine, at the Division of Management Authority, 4401 North Fairfax Drive, Room 700, Arlington, Virginia 22203, (703-358-2441).

FIGURE D-2 Example of FWS Re-export Certificate Cover Letter to Permittee

FWS Form 3-201A, CITES Re-export Certificate




FORM 3-201A (1/97)  CONVENTION ON INTERNATIONAL TRADE IN ENDANGERED SPECIES OF WILD FAUNA AND FLORA		<input type="checkbox"/> EXPORT PERMIT <input checked="" type="checkbox"/> RE-EXPORT CERTIFICATE <input type="checkbox"/> OTHER CERTIFICATE (see block 9)	Page 1 of 1 1. Original Permit/Certificate No. 04US812188/9 2. Valid until 08/22/2004
3. Permittee (name and address, country)		4. Consignee (name and address, country)	
5. Special Conditions <ul style="list-style-type: none"> MUST COMPLY WITH ATTACHED GENERAL PERMIT CONDITIONS FOR PLANTS. MUST EXPORT THROUGH A USDA DESIGNATED PORT. CERTIFICATE MAY BE COPIED FOR MULTIPLE SHIPMENTS; PERMITTEE TO RETAIN ORIGINAL. PERMITTEE MUST: A. ON CERTIFICATE COPY, COMPLETE BLOCKS 4, 11 (QUANTITY), AND 12 (COUNTRY OF ORIGIN, PERMIT#, DATE OF ISSUE) B. ATTACH A COPY OF THE CITES DOCUMENT USED TO IMPORT WOOD INTO THE U.S. C. LIST SHIPMENT # _____; AND D. HAVE COMPLETED COPY OF U.S. RE-EXPORT CERTIFICATE VALIDATED BY THE USDA PRIOR TO EACH SHIPMENT. QUANTITY IN BLOCK 11 MUST BE REPORTED IN CUBIC METERS (M3). THIS AMENDS AND REPLACES 03US812188/9 ISSUED 9/26/03. <p><i>For live animals, only valid if the transport conditions comply with the CITES Guidelines for Transport of Live Animals or, in the case of air transport, with IATA Live Animals Regulations.</i></p>		5a. Purpose of Transaction T	5b. Security No. US9267M
6. U.S. Management Authority DIVISION OF MANAGEMENT AUTHORITY U.S. FISH AND WILDLIFE SERVICE DEPARTMENT OF THE INTERIOR WASHINGTON, D.C. 20240 UNITED STATES OF AMERICA  02/23/2004 Issuing Date United States Management Authority AUTHORITY: Endangered Species Act of 1973 (16 USC 1531 et. seq.)			
Common Name and Scientific name (genus and species) of Animal or Plant A. Common Name HOLYWOOD LIGNUM VITAE Scientific Name GUAIAACUM SANCTUM		9. Description of Part or Derivative, including identifying marks or numbers (age/sex if live) 9. RE-EXPORT: DIMENSION LUMBER.	10. Appendix No. and Source 10. 2 W 11. Quantity (including units) 51 M3 11a. Total Exported/Quota
12. Country of Origin MEXICO	Permit/Certificate No. A04675	Date of Issue 01/15/2004	12b. Breeding Operation No.
12a. Country of Last Re-export	Re-export Certificate No.	Date of Issue	12c. Pre-Convention: Date of Acquisition
B. Common Name BIGLEAF MAHOGANY Scientific Name SWIETENIA MACROPHYLLA		9. RE-EXPORT: DIMENSION LUMBER.	10. 2 W 11. Quantity (including units) 1.6 M3 11a. Total Exported/Quota
12. Country of Origin PERU	Permit/Certificate No. 06432	Date of Issue 01/27/2004	12b. Breeding Operation No.
12a. Country of Last Re-export	Re-export Certificate No.	Date of Issue	12c. Pre-Convention: Date of Acquisition
13. Export / Re-export Endorsement: The official who inspects shipment upon exportation / re-exportation must enter the total quantities of specimens being exported / re-exported in this block.		14. Bill of Lading/Air Way-Bill Number 47632157-0 Port of Exportation / Re-exportation JAMAICA, New York Total No. of Shipping Containers (1) ONE	15. This document valid only with inspecting official's ORIGINAL stamp, signature and date in this block.  RELEASED JFKIA--JAMAICA NY USDA, APHIS, PPD Inspecting Official's Stamp, Signature and Date Paulo 1/22 APR 14 2004
See Block 7	Quantity		
A	51 M3		
B	1.6 M3		

FIGURE D-3 Example of USFWS Form 3-201A, CITES Re-export Certificate (with Special Conditions)

FWS CITES Special Permit Condition


	<h3>United States Department of the Interior</h3> <p>FISH AND WILDLIFE SERVICE Washington, D.C. 20240</p>
<small>ADDRESS ONLY THE DIRECTOR FISH AND WILDLIFE SERVICE</small>	PRT-032756
<h4>SPECIAL PERMIT CONDITION</h4>	
BRAVO International Hardwoods	
<ol style="list-style-type: none">1. Permittee must attach copies of the Country of origin CITES permit or certificate, under which the lumber was imported, to the copy of U.S. CITES re-export certificate. The copies of the Country of origin CITES document should have the USDA-APHIS-PPQ Inspected & Released stamp. To protect proprietary business information, the permittee may redact the supplier's name and address on the Country of origin document copy which is attached to the U.S. re-export certificate accompanying the shipment.2. A copy of the Country of origin CITES document, with the USDA-APHIS-PPQ Inspected & Released stamp, must also be attached to the copy of the U.S. re-export certificate that is mailed to the Division of Management Authority by the inspecting official.3. List only one Country of origin CITES document on each copy of the U. S. re-export certificate and attach the corresponding copy of the Country of origin CITES document.4. On the U.S. re-export certificate copy, complete: Block 4: Write in the name and address of the Consignee on the copy. Block 5: Write the shipment number. Each shipment must have a unique number in this blank. Block 11: Write in the quantity (must be in cubic meters) being re-exported. Blocks 12: Write in the name of the Country from whom you imported the lumber (ex. Bolivia, Brazil, etc.); write in the Country of origin CITES permit or certificate number and the date the country of origin permit or certificate was issued. This must be the CITES permit or certificate that the lumber was imported under.	
_____ DATE	_____ BRANCH OF PERMITS U.S. MANAGEMENT AUTHORITY

FIGURE D-4 Example of FWS CITES Special Permit Condition

Information That Should Be Included in CITES Permits and Certificates

Information that should be included in CITES permits and certificates is listed in **Figure D-5** below. For further information in regards to Conference Resolution 12.3, see **Conference Resolution 12.3, Permits and Certificates on page B-4.**

Annex 1

Information that should be included in CITES permits and certificates

- a) The full name and the logo of the Convention
 - b) The complete name and address of the Management Authority issuing the permit
 - c) A unique control number
 - d) The complete names and addresses of the exporter and importer
 - e) The scientific name of the species to which the specimens belong (or the subspecies when it is relevant in order to determine in which Appendix the taxon concerned is included) in accordance with the adopted standard nomenclature
 - f) The description of the specimens, in one of the Convention's three working languages, using the nomenclature of specimens distributed by the Secretariat
 - g) The numbers of the marks appearing on the specimens if they are marked or if a Resolution of the Conference of the Parties prescribes marking (specimens from ranches, subject to quotas approved by the Conference of the Parties, originating from operations which breed animals included in Appendix I in captivity for commercial purposes, etc.)
 - h) The Appendix in which the species or subspecies or population is listed
 - i) The source of the specimens
 - j) The quantity of specimens and, if appropriate, the unit of measure used
 - k) The date of issue and the date of expiry
 - l) The name of the signatory and his/her handwritten signature
 - m) The embossed seal or ink stamp of the Management Authority
 - n) A statement that the permit, if it covers live animals, is only valid if the transport conditions comply with the CITES Guidelines for Transport of Live Animals or, in case of air transport, with the IATA Live Animals Regulations
 - o) The registration number of the operation, attributed by the Secretariat, when the permit involves specimens of a species included in Appendix I that originate from an operation practising breeding in captivity or artificial propagation for commercial purposes (Article VII, paragraph 4, of the Convention), and the name of the operation when it is not the exporter
 - p) The actual quantity of specimens exported, certified by the stamp or seal and signature of the authority that carried out the inspection at the time of the exportation
 - q) When specimens are marked with microchip transponders, all microchip codes, together with the trade mark of the transponder manufacturer, and, where possible, the location of the microchip in the specimen
- To be included in certificates of origin only**
- r) A statement that the specimens originate in the country that issued the certificate

FIGURE D-5 Information That Should be Included in CITES Permits and Certificates (Annex 1 to Conference Resolution 12.3)

Standard CITES Form

The location of blocks in the Standard CITES form may be in different locations depending on the country issuing the form.


Annex 2		Standard CITES form			
 CONVENTION ON INTERNATIONAL TRADE IN ENDANGERED SPECIES OF WILD FAUNA AND FLORA		PERMIT/CERTIFICATE No. <input type="checkbox"/> EXPORT <input type="checkbox"/> RE-EXPORT <input type="checkbox"/> IMPORT <input type="checkbox"/> OTHER:		Original	
				2. Valid until	
3. Importer (name and address)		4. Exporter/re-exporter (name, address and country)			
3a. Country of import		Signature of the applicant _____			
5. Special conditions <i>For live animals, this permit or certificate is only valid if the transport conditions conform to the Guidelines for Transport of Live Animals or, in the case of air transport, to the IATA Live Animals Regulations</i>		6. Name, address, national seal/stamp and country of Management Authority			
5a. Purpose of the transaction (see reverse)		5b. Security stamp no.			
7./8. Scientific name (genus and species) and common name of animal or plant		9. Description of specimens, including identifying marks or numbers (age/sex if live)		10. Appendix no. and source (see reverse)	11. Quantity (including unit)
				11a. Total exported/Quota	
A		B		C	D
7./8. 12. Country of origin * Permit no. Date		9. 10. 12a. Country of last re-export Certificate no. Date		11. 12b. No. of the operation ** or date of acquisition ***	
7./8. 12. Country of origin * Permit no. Date		9. 10. 12a. Country of last re-export Certificate no. Date		11. 12b. No. of the operation ** or date of acquisition ***	
7./8. 12. Country of origin * Permit no. Date		9. 10. 12a. Country of last re-export Certificate no. Date		11. 12b. No. of the operation ** or date of acquisition ***	
7./8. 12. Country of origin * Permit no. Date		9. 10. 12a. Country of last re-export Certificate no. Date		11. 12b. No. of the operation ** or date of acquisition ***	
* Country in which the specimens were taken from the wild, bred in captivity or artificially propagated (only in case of re-export) ** Only for specimens of Appendix-I species bred in captivity or artificially propagated for commercial purposes *** For pre-Convention specimens					
13. This permit/certificate is issued by:					
Place		Date		Security stamp, signature and official seal	
14. Export endorsement:		15. Bill of Lading/Air waybill number:			
Block		Quantity			
A					
B					
C					
D					
		Port of export		Date	
		Signature		Official stamp and title	
CITES PERMIT/CERTIFICATE No.					

FIGURE D-6 Example of Standard CITES Form (front) (Annex 2, Conference Resolution 12.3)

Instructions and explanations

(These correspond to block numbers on the form)

1. Tick the square which corresponds to the type of document issued (export permit, re-export certificate, import permit or other). If the box "other" has been ticked, the type of document must be indicated. The original number is a unique number allocated to each document by the Management Authority.
2. For export permits and re-export certificates, the date of expiry of the document may not be more than six months after the date of issuance (one year for import permits).
3. Complete name and address of the importer.
- 3a. The name of the country must be written in full.
4. Complete name and address of the exporter/re-exporter. The name of the country must be stated. The absence of the signature of the applicant renders the permit or certificate invalid.
5. Special conditions may refer to national legislation or special conditions placed on the shipment by the issuing Management Authority. This block can also be used to justify the omission of certain information.
- 5a. The following codes should be used: **T** for commercial, **Z** for zoos, **G** for botanical gardens, **Q** for circuses and travelling exhibitions, **S** for scientific purposes, **H** for hunting trophies, **P** for personal, **M** for medical, **E** for education, **N** for reintroduction or introduction into the wild, and **B** for breeding in captivity or artificial propagation, **L** for law enforcement / judicial / forensic.
- 5b. Indicate the number of the security stamp affixed in block 13.
6. The name, address and country of the issuing Management Authority should already be printed on the form.
- 7-8. Indicate the scientific name (genus and species, where appropriate subspecies) of the animal or plant as it appears in the Convention Appendices or the reference lists approved by the Conference of the Parties, and the common name of the animal or plant as known in the country issuing the permit.
9. Describe, as precisely as possible, the specimens entering trade (live animals, skins, flanks, wallets, shoes, etc.). If a specimen is marked (tags, identifying marks, rings, etc.), whether or not this is required by a Resolution of the Conference of the Parties (specimens originating in a ranching operation, specimens subject to quotas approved by the Conference of the Parties, specimens of Appendix-I species bred in captivity for commercial purposes, etc.), indicate the number and type of mark. The sex and age of the live animals should be recorded, if possible.
10. Enter the number of the Appendix of the Convention (I, II or III) in which the species is listed.
Use the following codes to indicate the source:
W Specimens taken from the wild
R Specimens originating from a ranching operation
D Appendix-I animals bred in captivity for commercial purposes and Appendix-I plants artificially propagated for commercial purposes, as well as parts and derivatives thereof, exported under the provisions of Article VII, paragraph 4, of the Convention
A Plants that are artificially propagated in accordance with Resolution Conf. 11.11, paragraph a), as well as parts and derivatives thereof, exported under the provisions of Article VII, paragraph 5 (specimens of species included in Appendix I that have been propagated artificially for non-commercial purposes and specimens of species included in Appendices II and III)
C Animals bred in captivity in accordance with Resolution Conf. 10.16 (Rev.), as well as parts and derivatives thereof, exported under the provisions of Article VII, paragraph 5 (specimens of species included in Appendix I that have been bred in captivity for non-commercial purposes and specimens of species included in Appendices II and III)
F Animals born in captivity (F1 or subsequent generations) that do not fulfil the definition of 'bred in captivity' in Resolution Conf. 10.16 (Rev.), as well as parts and derivatives thereof
U Source unknown (must be justified)
I Confiscated or seized specimens
O Pre-Convention (may be used with other source codes).
11. The quantity and units indicated should conform to the most recent version of the *Guidelines for the preparation and submission of annual reports*.
- 11a. Indicate the total number of specimens exported in the current calendar year (including those covered by the present permit) and the current annual quota for the species concerned (for example 500/1000). This should be done for the national quotas as well as for those determined by the Conference of the Parties.
12. The country of origin is the country in which the specimens were taken from the wild, bred in captivity or artificially propagated. Indicate the number of the permit or certificate of the exporting country and the date of issuance. If all or part of the information is not known, this should be justified in block 5. This block must only be completed in case of re-exports.
- 12a. The country of last re-export is the country from which the specimens were re-exported before entering the country in which the present document is issued. Enter the number of the re-export certificate of the country of last re-export and its date of issuance. If all or part of the information is not known, this should be justified in block 5. This block must only be completed in case of re-export of specimens previously re-exported.
- 12b. The "No. of the operation" is the number of the registered captive-breeding or artificial propagation operation. The "date of acquisition" is defined in Resolution Conf. 5.11 and is required only for pre-Convention specimens.
13. To be completed by the official who issues the permit. The name of the official must be written in full. The security stamp must be affixed in this block and must be cancelled by the signature of the issuing official and a stamp or seal. The seal, signature and security-stamp number should be clearly legible.
14. To be completed by the official who inspects the shipment at the time of export or re-export. Enter the quantities of specimens actually exported or re-exported. Strike out the unused blocks.
15. Enter the number of the bill of lading or air way-bill if the method of transport used requires the use of such a document.

The document must be written in one of the three working languages of the Convention (English, Spanish or French) or must include a full translation into one of these three languages. Exported and re-exported specimens should not appear on the same document unless it is clearly indicated which specimens are being exported and which re-exported.

AFTER USE THIS DOCUMENT MUST BE RETURNED TO A MANAGEMENT AUTHORITY OF THE IMPORTING COUNTRY.

FIGURE D-7 Example of Standard CITES Form (back) Annex 2 (to Conference Resolution 12.3)

Argentina CITES Permit/Certificate for Export/Re-export


 MINISTERIO DE AGRICULTURA Y GANADERIA DIRECCION NACIONAL DE FAUNA SILVESTRE REPUBLICA ARGENTINA	LEY 22344 CONVENCION SOBRE EL COMERCIO INTERNACIONAL DE ESPECIES AMENAZADAS DE FAUNA Y FLORA SILVESTRES CONVENTION ON INTERNATIONAL TRADE IN ENDANGERED SPECIES OF WILD FAUNA AND FLORA <h1 style="font-size: 2em;">CITES</h1>	EXPORTACION Export <input type="checkbox"/> REEXPORTACION Re-export <input type="checkbox"/>	PERMISO ORIGINAL ORIGINAL PERMIT N° 000071 2. VALIDO HASTA EL Valid until										
2. DESTINATARIO (NOMBRE Y DIRECCION, PAIS) Consignee (name and address, country)		4. TITULAR (NOMBRE Y DIRECCION, PAIS) Consignor (name and address, country)											
5. CONDICIONES ESPECIALES Special conditions		6. NOMBRE, DIRECCION, SELLO/TIMBRE NACIONAL DE LA AUTORIDAD ADMINISTRATIVA Name, address, and national stamp of the administrative authority DIRECCION NACIONAL DE FAUNA SILVESTRE PASEO COLON 922 - 2º PISO 1063 BUENOS AIRES ARGENTINA											
7. NOMBRE COMUN DEL ANIMAL O PLANTA Common name of the animal or plant	8. NOMBRE CIENTIFICO DEL ANIMAL O PLANTA Scientific name of the animal or plant GENERO Genus ESPECIE Species	9. DESCRIPCION PARTE O DERIVADO, MARCAS O NUMEROS DE IDENTIFICACION (EDAD, SEXO SI VIVOS) Description part or identity number (age/sex if alive)	10. APENDICE N° Y PROVENIENCIA (W.C.A. o D) Appendix n° and origin										
		PAIS DE ORIGEN Country of origin											
		PERMISO N° Permit n°											
ANNULE													
		PAIS DE ORIGEN Country of origin											
		PERMISO N° Permit n°											
		PAIS DE ORIGEN Country of origin											
		PERMISO N° Permit n°											
12. PAIS EN EL CUAL LOS ESPECIMENES FUERON CAPTURADOS O RECOLECTADOS EN LA NATURALEZA, NACIDOS Y CRIADOS EN CAUTIVIDAD O REPRODUCIDOS ARTIFICIALMENTE. Country where specimens were captured or collected in the wild, born and reared in captivity or reproduced artificially.													
13. ESTE PERMISO ES EMITIDO POR LA AUTORIDAD SIGUIENTE: This permit is given by the following authority:													
ANNULE													
LUGAR Place	FECHA Date	FIRMA Signature	SELLO Y CARGOS OFICIALES Seal and official rank										
14. APROBACION DE LA EXPORTACION Approbation of export		15. CONOCIMIENTO DE EMBARQUE/CARTA DE PORTE AEREO Knowledge of embarking/card of air department											
<table border="1" style="width: 100%; border-collapse: collapse;"> <thead> <tr> <th style="width: 50%;">VER ITEM 7 See item 7</th> <th style="width: 50%;">CANTIDAD Quantity</th> </tr> </thead> <tbody> <tr> <td style="text-align: center;">A</td> <td></td> </tr> <tr> <td style="text-align: center;">B</td> <td></td> </tr> <tr> <td style="text-align: center;">C</td> <td></td> </tr> <tr> <td style="text-align: center;">D</td> <td></td> </tr> </tbody> </table>	VER ITEM 7 See item 7	CANTIDAD Quantity	A		B		C		D				
VER ITEM 7 See item 7	CANTIDAD Quantity												
A													
B													
C													
D													
PUERTO DE EXPORTACION Port of export ORIGINAL PARA PAIS IMPORTADOR		SELLO Y CARGOS OFICIALES Seal and official rank											

FIGURE D-8 Example of Argentina CITES Permit for Export/Re-export

Barbados CITES Permit/Certificate for Export/Re-export/Import/Other

lot. 1779/07

GOVERNMENT OF BARBADOS
CITES PERMITS

EXP/REEXP/IMP/OT

CITES CONVENTION ON INTERNATIONAL TRADE IN ENDANGERED SPECIES OF WILD FAUNA AND FLORA

PERMIT/CERTIFICATE NO. _____


EXPORT
 RE-EXPORT
 IMPORT
 OTHER

2. Valid until _____

3. Importer (name and address)
 3a. Country of Import _____

4. Exporter (name and address, country)
 Signature of the applicant _____

5. Special conditions
 For live animals. This permit or certificate is only valid if transport conditions conform to the Guidance for Transport of Live Animals or, in the case of air transport, to the IATA Live Animals Regulations.

5. Name, address, national seal/stamp and country of Management Authority

 P.S. (ENVIRONMENT DIVISION)
 MINISTRY OF HEALTH AND THE ENVIRONMENT
 SIR FRANK WALCOTT BUILDING
 BRIDGETOWN, BARBADOS

5a. Purpose of the transaction (see reverse) _____ 5b. Security Stamp No. _____

7./8. SCIENTIFIC NAME (Genus and species) AND COMMON NAME OF ANIMAL OR PLANT	9. Description of specimens, including identifying marks or numbers (age/sex, if alive)	10. Appendix No. and source (see reverse)	11. Quantity (including unit)	11a. Total exported/Quota
A	7./8. _____ 9. _____	10. _____	11. _____	11a. _____
B	12. Country of origin* Permit No. Date	12a. Country of last re-export Certificate No. Date	12b. No. of operation ** or date of acquisition ***	
C	7./8. _____ 9. _____	10. _____	11. _____	11a. _____
D	12. Country of origin* Permit No. Date	12a. Country of last re-export Certificate No. Date	12b. No. of operation ** or date of acquisition ***	

* Country to which the specimens were taken from the wild, bred in captivity or artificially propagated (only in case of re-export)
 ** Only for specimens of Appendix I species bred in captivity for commercial purposes
 *** for pre-Convention specimens

MINISTRY OF AGRICULTURE

13. a) Health Certificate _____ b) Date _____
 c) Surname _____ d) Signature _____ Office Stamp _____

14. THIS PERMIT IS ISSUED BY:

 Place _____ Date _____ Security stamp, signature and official seal _____

15. EXPORT ENDORSEMENT: 16. Bill of Lading/Air Waybill Number _____


Block	Quantity
A	
B	
C	
D	

Port of Export _____ Date _____ Signature _____ Official Stamp and title _____

CITES PERMIT/CERTIFICATE No. _____

FIGURE D-9 Example of Barbados CITES Permit/Certificate for Export/Re-export/Import/Other

Belize CITES Permit/Certificate for Export/Re-export/Import/Other



**CONVENTION ON
INTERNATIONAL TRADE IN
ENDANGERED SPECIES OF WILD
FAUNA AND FLORA**

PERMIT/CERTIFICATE No 000604

EXPORT

RE-EXPORT Original

IMPORT

OTHER:

2. Valid until _____

3. Importer (name and address) or consignee _____

3a. Country of import _____


5. Special Conditions

For live animals, this permit or certificate is only valid if the transport conditions conform to the Guidelines for Transport of Live Animals or, in the case of air transport, to the IATA Live Animals Regulations.

4. Exporter (name and address, country) _____

Signature of the Applicant _____

6. Name, address, national seal/stamp and country of Management Authority



**Forest Department
Ministry of Natural Resources
Belmopan
Belize, C.A.**

6a. Purpose of the transaction (see reverse) _____ 6b. Security stamp No. _____

7./8. SCIENTIFIC NAME (genus and species) AND COMMON NAME OF ANIMAL OR PLANT	9. Description of specimens, including identifying marks or numbers (age/sex if live)	10. Appendix No. and source (see reverse)	11. Quantity (including unit)	11a. Total exported Quota
A	7./8.	9.	10.	11.
B	7./8.	9.	10.	11.
C	7./8.	9.	10.	11.
D	7./8.	9.	10.	11.

12. Country of origin * Permit No. Date 12a. Country of last capture 12b. No. of the breeding operation * * * or date of acquisition * * *

* Country in which the specimens were taken from the wild, bred in captivity or artificially propagated (only in case of re-export)
 * * Only for specimens of Appendix-I species bred in captivity or artificially propagated for commercial purposes
 * * * For pre-Convention specimens

13. THIS PERMIT IS ISSUED BY:

 Place Date Security stamp, signature and official seal


14. EXPORT ENDORSEMENT: 15. Bill of Lading/Air Waybill Number: _____

Block	Quantity	Port of Export	Date	Signature	Official stamp and title
A					
B					
C					
D					

CITES PERMIT/CERTIFICATE No 8-7 104

FIGURE D-10 Example of Belize CITES Permit/Certificate for Export/Re-export/Import/Other

Bolivia CITES Permit for Export/Re-export



CONVENCIÓN SOBRE EL COMERCIO INTERNACIONAL DE ESPECIES AMENAZADAS DE FAUNA Y FLORA SILVESTRES

EXPORTACION

REEXPORTACION

1. PERMISO Original
N° **00001**


2. Válido hasta el

3. Destinatario (nombre y dirección, país)

4. Titular (nombre y dirección, país)

5. Nombre, dirección, teléfono nacional y país de la Autoridad Administrativa

Ministerio de Asuntos Campesinos y Agropecuarios
Centro de Desarrollo Forestal
Jefatura Nacional de Vida Silvestre,
Parques Nacionales, Caza y Pesca
Av. Camacho 1323 - 4° Piso
LA PAZ, BOLIVIA



7./8. NOMBRE COMÚN Y NOMBRE CIENTÍFICO (género y especie) DEL ANIMAL O PLANTA

9. Descripción parte o derivados: marcas, números de identificación (es decir, peso o volumen)

10. Apellidos, A¹ y procedencia (M, C, A, o O)

11. Cantidad: número de especímenes (o peso seco (K.G.))

	País de origen	Permiso N°
A		
B		
C		
D		
E		
F		

12. País en el cual los especímenes fueron capturados o recolectados en la naturaleza, nacidos y cruidos en cautividad o reproducidos artificialmente.

13. ESTE PERMISO ES EMITIDO POR LA AUTORIDAD SIGUIENTE:

Lugar	Fecha	Firma	Sello y cargo oficiales
-------	-------	-------	-------------------------

14. APROBACION DE LA EXPORTACION:

Ver ítem	Cantidad
B	
C	
D	
E	
F	

15. Conocimiento de embarque/carta de porte aéreo:

Puerto de exportación	Fecha	Firma	Sello y cargo oficiales
-----------------------	-------	-------	-------------------------

Valor del formulario US\$ 10. - o su equivalente en moneda nacional
 NOTA: Este documento no es negociable y es anulado bajo penalidades de ley

Impreso con la asistencia de Prodena-Bolivia 75

FIGURE D-11 Example of Bolivia CITES Permit for Export/Re-export

Brazil CITES Permit for Import/Export/Re-export/Other


 CONVENÇÃO SOBRE O COMÉRCIO INTERNACIONAL DE ESPÉCIES DA FAUNA E FLORA SELVAGENS EM PERIGO DE EXTINÇÃO		Nº de Página / Page Nº	
1 - LICENÇA Nº / PERMIT Nº		2 - VÁLIDO ATE / VALID UNTIL	
3 - EXPORTADOR/REEXPORTADOR (NOME, ENDEREÇO)/EXPORTER / RE-EXPORTER (NAME, ADDRESS)		4 - IMPORTADOR (NOME, ENDEREÇO) / IMPORTER (NAME, ADDRESS)	
5 - PAIS DE DESTINO / COUNTRY OF DESTINATION		5A - OBJETIVO OPERAÇÃO / PURPOSE	
5B - SELD Nº / SECURITY STAMP Nº		6 - Assinatura / Signature	
7 - CONDIÇÕES ESPECIAIS / SPECIAL CONDITIONS			
8 - ITEM 9 - ESPÉCIES (NOME CIENTÍFICO) / SPECIES (SCIENTIFIC NAME) 10 - NOME COMUM / COMMON NAME 11 - APÊNDICE / APPENDIX 12 - DESCRIÇÃO / DESCRIPTION 13 - QUANTIDADE / QUANTITY			
SAMPLE			
14 - RE-EXPORTATION		15 - ORIGEM ESPECÍMENES / SOURCE OF SPECIMENS	
16 - OBJETIVO DA OPERAÇÃO / PURPOSE OF TRADE		17 - EXPORTAÇÃO / REEXPORTAÇÃO - ENDOSSO / EXPORT AND REEXPORT ENDORSEMENT	
18 - IMPORTAÇÃO ENDOSSO / IMPORT ENDORSEMENT		19 - DATA / DATE	
1ª via - Original 2ª via - IBAMA 3ª via - Aduana do País Importador 4ª via - Aduana do País Exportador 5ª via - Autoridade Administrativa 6ª via - Solicitante		19 - DATA / DATE	

FIGURE D-12 Example of Brazil CITES Permit for Import/Export/Re-export/Other

Cameroun CITES Permit/Certificate for Export/Re-export/Import

**MINISTRE DE L'ENVIRONNEMENT
ET DES FORETS**

DIRECTION DES FORETS

SDAFF **SN** *Edo*

CITES

CONVENTION SUR LE COMMERCE
INTERNATIONAL DES ESPECES
DE FAUNE ET DE FLORE SAUVAGES
MENACEES D'EXTINCTION

REPUBLIQUE DU CAMEROUN
Paix - Travail - Patrie

EXPORTATION
 REEXPORTATION
 IMPORTATION

N° _____ /P/MINEF/DF/SDAFF/SN

2. NON VALABLE APRES LE :

3. Destinataire (Nom, adresse, pays)	4. Titulaire (Nom, adresse, pays)
5. Conditions particulières	6. Nom, adresse, cachet, sceau national et pays de l'Organe de Gestion
7/8 Nom commun et nom scientifique	9. Description des parties ou produits : Marques ou numéros d'identification (âge/sexes/si vivant)
10. N° du Permis	11. Annexe
12. Pays d'origine	13. Quantité
12. Pays dans lequel les spécimen ont été prélevés dans la nature, sont nés et ont été élevés en captivité ou ont été reproduits artificiellement.	
13. CE PERMIS EST DELIVRE PAR L'AUTORITE SUIVANTE : LE MINISTRE DE L'ENVIRONNEMENT ET DES FORETS	
14. Approbation de l'exportation	15. Connaissance / lettre de transport aérien

Port d'exportation

Date


Signature

Cachet et titre officiels

ORIGINAL accompagnant la spécimen

FIGURE D-13 Example of Cameroun CITES Permit/Certificate for Export/Re-export/Import

Canada Export Permit


Department of Foreign Affairs and International Trade / **Ministère des Affaires étrangères et du Commerce international**

Application for the Convention on International Trade in Endangered Species of Wild Fauna and Flora
Demande de la Convention sur le commerce international des espèces de faune et de flore sauvages menacées d'extinction

<p>(1) Exporter (name, address, telephone) / Exportateur (nom, adresse, téléphone)</p>	<p>EXPORT PERMIT Convention on International Trade in Endangered Species of Wild Fauna and Flora</p> <p>LICENCE D'EXPORTATION Convention sur le commerce international des espèces de faune et de flore sauvages menacées d'extinction</p>
<p>(2) Consignee and final destination (name, address) / Destinataire à l'ultime destination (nom, adresse)</p>	<p>Applicant's reference no.: / No. de référence du requérant: _____ Date: _____</p> <p>(3) Shipment no.: / No. de l'expédition: _____ Date: _____</p> <p>Permit, if issued, to be sent to: / Licence, s'il y a lieu, à envoyer à: Exporter <input type="checkbox"/> / Requirer <input type="checkbox"/></p>
<p>(3) Applicant (if other than exporter) / Requirer (si autre que l'exportateur)</p>	<p>(5) Issuing Province/Territory / Province/Territoire expéditeur</p> <p>(7) Country of final destination / Pays de destination finale ></p> <p>Canadian port where Customs entry will be presented / PORT / Port d'arrivée où sera présentée la déclaration d'exportation</p>
<p>(4) The undersigned hereby certifies that all information given in this application is true and correct. Le soussigné certifie que tous les renseignements fournis dans cette formule de demande sont exacts.</p> <p style="text-align: center;">Signature _____</p>	<p>Source: Artificially Propagated / reproduites artificiellement (O) Purpose: Commercial</p> <p>Country of Origin / Pays d'origine: CANADA</p>

Appendix Annexes	Marks Marques	(8) Description (scientific name, type, sex) / Description (nom scientifique, genre, etc.)	(9) Quantity Quantité	Sex Sexe	Size and Age Taille et âge
<p style="font-size: 2em; font-weight: bold; opacity: 0.5;">CANCELLED ANNULÉE</p>					

THIS PERMIT IS VALID ONLY WHEN SIGNED IN BOX (4) BY THE EXPORTER IDENTIFIED IN PART (1)
CETTE LICENCE EST VALABLE SEULEMENT LORSQU'ELLE EST SIGNÉE EN LA BOÎTE (4) PAR L'EXPORTATEUR NOMMÉ À LA CASE (1)

CONDITIONS: MUST COMPLY WITH THE CONDITIONS AND INSTRUCTIONS INDICATED ON THE REVERSE SIDE
DOIT SE CONFORMER AUX CONDITIONS ET AUX INSTRUCTIONS DÉCRITES À L'INVERSE

For Departmental Use Only - À l'usage du ministère seulement					
Signature and stamp of issuing authority	Signature et tampon des autorités émettrices de la licence	Customs stamp of importing country	Tampon de la douane du pays importateur	Permit No. CA-CW-EX-XXXX-XX	No. de la licence
				Date of issue	Date d'émission
Checked by collector of Customs against copy received for Department	Vérifié par le Receveur de la douane avec l'exemplaire reçu du ministère	Date stamp of port of validation	Tampon à date du bureau de validation	Expiry Date	Date d'expiration
				File No.	Cossier no.

FIGURE D-14 Example of Canada Export Permit

Central African Republic CITES Permit for Export/Re-export/Import

REPUBLIQUE CENTRAFRICAINE
Unité - Dignité - Travail

CITES

CONVENTION SUR LE COMMERCE INTERNATIONAL
DES ESPECES DE FAUNE ET DE FLORE SAUVAGES
MENACEES D'EXTINCTION
(C.I.T.E.S)

MINISTERE DE L'ENVIRONNEMENT
DES EAUX, FORETS, CHASSES ET PECHE

ORIGINAL

N°(CF).....

Pays d'origine

REF. PERMIS

PERMIS D' EXPORTATION
 PERMIS DE REEXPORTATION
 PERMIS D' IMPORTATION

VALIDITE

Destinataire (Nom, Adresse, Pays) Titulaire :

.....

.....

Conditions particulières

Organe de gestion : Direction de la faune
B.P 890 BANGUI (rép. Centrafricaine)
Tél (236) 61.79.21

Nom Scientifique du Specmen	Nom Commun	Description	Quantité	Annexe
<p style="font-size: 2em; opacity: 0.5;">SPES</p>				

VISA DOUANES

VISA DU FONDS DE DEVELOPPEMENT
FORESTIER ET TOURISTIQUE


Nom, Adresse, Cachet et Titre Officiel

Signature Autorisée

Date

FIGURE D-15 Example of Central Africa (CentraAfricaine) Permit for CITES Export/Re-export/Import

Chile CITES Permit for Export/Re-export/Import



**CONVENCIÓN SOBRE EL COMERCIO
INTERNACIONAL DE ESPECIES
AMENAZADAS DE FAUNA Y FLORA
SILVESTRES**

119

 EXPORTACION
 REEXPORTACION
 IMPORTACION

1. PERMISO ORIGINAL N° 0000201

2. Válido hasta el: _____

3. Destinatario (nombre y dirección, país): _____

4. Titular (nombre y dirección, país): _____

5. Condiciones especiales:
 A - DECRETO LEY N° 673 DE 20 ENERO 1975
 MINISTERIO DE RELACIONES EXTERIORES
 B - DECRETO SUPREMO N° 141 DE 19 FEBRERO 1975
 MINISTERIO DE RELACIONES EXTERIORES
 OTRAS _____

6. Nombre, dirección, sello timbre nacional y país de la Autoridad Administrativa:
REPUBLICA DE CHILE
MINISTERIO DE AGRICULTURA
 SERVICIO AGRÍCOLA Y GANADERO
 DIRECCIÓN EJECUTIVA
 AVENIDA GENERAL BULNES N° 140
 CASILLA 4088 - SANTIAGO - CHILE

7. NOMBRE COMUN Y NOMBRE CIENTÍFICO (género y especie) DEL ANIMAL O PLANTA	9. Descripción parte o derivado, marcas o números de identificación (edad, sexo, si vivos)	10. Apéndice N° y procedencia (W.C.A. o D)	11. Cantidad, número de especímenes y o peso neto (Kg)
A			
B			
C			
D			

12. País en el cual especímenes fueron capturados o recolectados en la naturaleza, nacidos y criados en cautividad o reproducidos artificialmente: _____

13. ESTE PERMISO ES EMITIDO POR LA AUTORIDAD SIGUIENTE:

Lugar: _____ Fecha: _____ Firma: _____ Sr. _____

14. APROBACION DE LA EXPORTACION


Ver item 7	Cantidad
A	
B	
C	
D	

15. Conocimiento de embarque carta de porte aéreo

Lugar de expedición: _____ Fecha: _____ Firma: _____ Sr. _____

FIGURE D-16 Example of Chile CITES Permit for Export/Re-export/Import


China CITES Permit/Certificate for Export/Re-export/Import/Other



CONVENTION ON INTERNATIONAL TRADE IN ENDANGERED SPECIES OF WILD FAUNA AND FLORA
濒危野生动植物种国际贸易公约

PERMIT/CERTIFICATE FOR IMPORT/EXPORT & REEXPORT
允许进出口证明书

EXPORT 出口
 RE-EXPORT 再出口
 IMPORT 进口
 OTHER 其它


3.Importer(Name, Address and Country) 进口者(名称、地址和国家)		4.Exporter (Name, Address and Country) 出口者(名称、地址和国家)	
3a.Import Port 进口口岸		4a.Export Port 出口口岸	
5.HS Code and Special Conditions 海关协调制度编码及特殊条件		6.Name,Address,National Seal of Management Authority 管理机构名称、地址、国家印记	
For live animals, this permit or certificate is only valid if the transport conditions confirm to the Guidelines for Transport of Live Animals or, in case of air transport, to the IATA Live Animals Regulations. This permit/certificate is only valid for ONE entry/exit. 对于活体动物, 只有当运输条件符合《活体动物的运输指南》或空运条件符合 IATA《活体动物运输规则》要求的情况下, 本证明书方为有效。本证书仅限一次性使用。		 <p>The Endangered Species Import and Export Management Office of the People's Republic of China Add: 18 Hepingji Dongjie, Beijing 100714 Add: The People's Republic of China Tel: 86-10-64239001, 64239008 Fax: 86-10-64214180, 64299515 中华人民共和国濒危物种进出口管理办公室 地址: 中华人民共和国北京市东城区和平里东街18号 邮政编码: 100714 电话: 86-10-64239001, 64239008 传真: 86-10-64214180, 64299515</p>	
5a. Purpose of Transaction 贸易目的		5b. Security Stamp No. 安全印花号	
7 No. 序号	7a Species (Chinese & Scientific) Name 种名(中文名、学名)	7b Appendix 附录	7c Source 来源
7d Description 标本类型		7e Quantity or Weight /Unit 数量或净重/单位	7f Origin of Country 原产国
Example!			
8.THIS PERMIT/CERTIFICATE IS ISSUED BY 发证机关			
Place 地点		Date 日期	Signature 签名
Security Stamp and Official Seal 安全印花及公章			
9. For Customs Official Use Only 海关签证		9a. Bill of Lading/Airway-bill Number 提单/空运单号	
Block 栏目	Quantity/Unit 数量/单位		
A			
B			
C			
D			
Port of Im/Export 进出境口岸		Date 日期	Signature 签名
		Official Stamp and Title 公章	

说明: 本证明书一式五联。此正本必须随家7程所送货物同行。
NOTE: This permit/certificate is composed of 5 pages. The original must follow the goods described in Block 7.

FIGURE D-17 Example of China CITES Permit for Export/Re-export/Import/Other

Colombia CITES Permit/Certificate for Export/Re-export/Import/Other

PERMISO/CERTIFICADO No. CO/P/ 00510



CONVENCIÓN SOBRE EL COMERCIO INTERNACIONAL DE ESPECIES AMENAZADAS DE LA FAUNA Y FLORA SILVESTRE

EXPORTACION
 RE-EXPORTACION
 IMPORTACION
 OTRO:

3. Destinatario (nombre y dirección)

3a. País del destino (y puerto de entrada)

5. Condiciones especiales

Para animales vivos: Este permiso es válido sólo si las condiciones de transporte se ajustan a las directrices dadas sobre el transporte de animales vivos o, en caso del transporte aéreo, a la reglamentación de la OMS sobre el transporte de animales vivos.


5a. Fin de la transacción (ver al reverso) 5b. Estampilla de seguridad

4. Titular (nombre, dirección y país)

Firma del Titular

6. Nombre, dirección, sello/timbre nacional y país de la Autoridad Administrativa

Ministerio del Medio Ambiente
 Calle 37 No. 8-40
 Santafé de Bogotá, D.C.
 COLOMBIA



7.A. NOMBRE COMÚN Y NOMBRE CIENTÍFICO (género y especie) DEL ANIMAL O PLANTA	9. Descripción parte o derivado: marca e número de identificación (edades/bases al vivos)	10. Apellido (y procedencia del comercio)	11. Cantidad (incluye la unidad de medida)
7.A.			11.

12. País de origen	Permiso No.	Fecha	12a. País de procedencia	No. de certificado	Fecha	12b. No. de la operación	Fecha de la adquisición
7.B.						10.	11.

12. País de origen	Permiso No.	Fecha	12a. País de procedencia	No. de certificado	Fecha	12b. No. de la operación	Fecha de la adquisición
7.C.						10.	11.

Indicar el país en el cual las especímenes fueron capturados o recolectados en la naturaleza, nacidos y criados en cautividad e reproducidos artificialmente (sólo en caso de reexportación).
 Solamente para los especímenes nacidos y criados en cautividad con fines comerciales.
 Para los especímenes pre-Convención.

13. ESTE PERMISO ES EMITIDO POR LA AUTORIDAD SIGUIENTE:

Lugar: _____ Fecha: _____ Estampilla de seguridad, firma y sello oficiales

14. APROBACION DE LA EXPORTACION	15. Conocimiento de embarque/carga de porte aéreo:								
<table border="1" style="width: 100%; border-collapse: collapse;"> <thead> <tr> <th style="width: 50%;">Sección</th> <th style="width: 50%;">Cantidad</th> </tr> </thead> <tbody> <tr> <td>A</td> <td></td> </tr> <tr> <td>B</td> <td></td> </tr> <tr> <td>C</td> <td></td> </tr> </tbody> </table>	Sección	Cantidad	A		B		C		Puerto de exportación: _____ Fecha: _____ Firma: _____ Sello y cargo oficiales
Sección	Cantidad								
A									
B									
C									

PERMISO/CERTIFICADO No. CO/P/ 00510

MINISTERIO DEL MEDIO AMBIENTE **FORMATO DE ENTREGA DEL PERMISO CITES**

No. DEL PERMISO 00510

FECHA DE EMBARQUE: _____

NOMBRE DEL ESTABLECIMIENTO: _____

SALVOCONDUCTO No. _____

DEX No. _____

NOMBRE, IDENTIFICACION Y FIRMA DE RECIBIDO: _____

NOMBRE Y FIRMA DEL FUNCIONARIO DE LA AUTORIDAD AMBIENTAL: _____

OBSERVACIONES: _____

FIGURE D-18 Example of Colombia CITES Permit/Certificate for Export/Re-export/Import/Other

Congo CITES Permit for Export/Import

CONVENTION SUR LE COMMERCE INTERNATIONAL DES ESPECES DE FAUNE ET DE FLORE SAUVAGE MENACEE D'EXTINCTION

EXPORTATION
 REEXPORTATION


1. PERMIS ORIGINAL N°

2. Valable jusqu'au

3. DESTINATAIRE (nom et Adresse, pays)		4. TITULAIRE (nom et adresse, pays)	
5. Conditions particulières		6. Noms, adresse, cachet-sceau national et pays de l'organe de gestion.	
7 8. NOM COMMUN ET NOM SCIENTIFIQUE (genre et espèce de l'animal ou de la plante).	9. Description des parties ou produits marqués ou numéros d'identification (âge sexe si vivant)	Annexe et provenance (W,C,A ou O)	11. Quantité Nombre de specimen et ou poids net (Kg)
		Pays d'origine	Permis N°
		Pays d'origine	Permis N°
		Pays d'origine	Permis N°
		Pays d'origine	Permis N°
12. pays dans lesquels les spécimen ont été prélevés dans la nature, sont nés et ont été élevés en captivité ou été reproduits artificiellement.			
12. CE PERMIS EST DELIVRE PAR L'AUTORITE SUIVANTE :			
Lien	Date	Signature	Cachet et titre officiel
14. APPROBATION DE L'EXPLOITATION		15. Connaissance Lettre de transport aérien	
Voir rubrique 7 : Quantité			
A			
B			
C			
D			
Port d'exploitation	Date	Signature	Cachet et titre officiel

FIGURE D-19 Example of Congo CITES Permit for Export/Import

Congo CITES Permit/Certificate for Export/Re-export/Import/Other




**CONVENTION SUR LE COMMERCE
INTERNATIONAL DES ESPÈCES DE
FAUNE ET DE FLORE SAUVAGES
MENACÉES D'EXTINCTION**

PERMIS / CERTIFICAT N° 0001

EXPORTATION
 REEXPORTATION
 IMPORTATION
 AUTRE:

Original

2. Valable jusqu'au


3. Importateur (nom et adresse)			4. Exportateur (nom et adresse, pays)				
3a. Pays d'importation			 <p>Ministère des affaires foncières, environnement et tourisme 15, avenue Papa ILEO (ex Cliniques) KINSHASA / GOMBE République Démocratique du Congo</p>				
5. Conditions particulières							
Pour les animaux vivants, ce permis ou certificat n'est valable que si les conditions de transport sont conformes aux Lignes directrices pour le transport des animaux vivants ou, en cas de transport aérien, à la Réglementation IATA du transport des animaux vivants.							
5a. But de la transaction (voir au dos)		5b. N° du timbre de sécurité					
7.8. NOM COMMUN ET NOM SCIENTIFIQUE (genre et espèce) DE L'ANIMAL OU DE LA PLANTE			9. Description des parties ou produits marqués ou numéros d'identification (égarés/si vivant)		10. Annexe et source (voir au dos)	11. Quantité (y compris l'unité)	11a. Total exporté (quota)
A							
12. Pays d'origine *	N° permis	Date	12a. Pays de provenance	N° certificat	Date	12b. N° de l'établissement *** ou date de l'acquisition ***	
B							
C							
D							
* Pays dans lequel les spécimens ont été prélevés dans la nature, sont nés et ont été élevés en captivité ou reproduits artificiellement (seulement en cas de réexportation) ** Uniquement pour les spécimens de l'Annexe I nés et élevés en captivité ou reproduits artificiellement à des fins commerciales *** Pour les spécimens pré-Convention							
13. CE PERMIS EST DELIVRE PAR L'AUTORITE SUIVANTE							
Lieu		Date		Timbre de sécurité, signature et cachet officiel			
14. APPROBATION DE L'EXPORTATION				15. Connaissance/Lettre de transport aérien			
Bic	Quantité						
A							
B							
C							
D							
			Port d'exportation	Date	Signature	Cachet et titre officiel	

CITES PERMIS / CERTIFICAT N° 0001

FIGURE D-20 Example of Congo Republic CITES Permit/Certificate for Export/Re-export/Import/Other


Costa Rica CITES Permit for Export/Re-export

101



CONVENCIÓN SOBRE EL COMERCIO INTERNACIONAL DE ESPECIES AMENAZADAS DE FAUNA Y FLORA SILVESTRES


EXPORTACION **1. PERMISO Original**
 No. _____
 REEXPORTACION 2. Valido hasta el: _____

3. Destinatario (nombre y dirección, país):	4. Titular (nombre y dirección, país):												
5. Condiciones especiales:	6. Nombre, dirección, sello/timbre nacional y país de la Autoridad Administrativa: <div style="text-align: center;"> San José, Costa Rica Apdo. 101.04  REPUBLICA DE COSTA RICA Ministerio de Recursos Naturales, Energía y Minas Autoridad Administrativa CITES </div>												
7./8.-NOMBRE COMUN Y NOMBRE CIENTIFICO (género y especie) DEL ANIMAL O PLANTA	9. Descripción para el servicio: especie o subespecie de identidad, edad, edad/sexo de ejemplar												
10. Apéndice No. y Prácticas (W.C.A. o D)	11. Cantidad: número de especímenes y/o peso neto (kg)												
A	País de origen * Permiso No.												
B	País de origen * Permiso No.												
C	País de origen * Permiso No.												
D	País de origen * Permiso No.												
12. País en el cual especímenes fueron capturados o recolectados de la naturaleza, nacidos y criados en cautividad o reproducción artificialmente.													
13. ESTE PERMISO ES EMITIDO POR LA AUTORIDAD SIGUIENTE:													
_____ Nombre	_____ Fecha	_____ Firma	_____ Sello y cargo oficiales										
14. APROBACIÓN DE LA EXPORTACIÓN:		15. Conocimiento de embarque/carta de porte aéreo:											
<table border="1" style="width: 100%; border-collapse: collapse;"> <thead> <tr> <th style="width: 50%;">Ver ítem 7</th> <th style="width: 50%;">Cantidad</th> </tr> </thead> <tbody> <tr> <td>A</td> <td></td> </tr> <tr> <td>B</td> <td></td> </tr> <tr> <td>C</td> <td></td> </tr> <tr> <td>D</td> <td></td> </tr> </tbody> </table>	Ver ítem 7	Cantidad	A		B		C		D		Puerto de exportación: _____ Fecha: _____ Firma: _____ Sello y cargo oficiales: _____		
Ver ítem 7	Cantidad												
A													
B													
C													
D													

277-E - Litro. Imp. Cora. S. A.

FIGURE D-21 Example of Costa Rica CITES Permit for Export/Re-export

Cote d'Ivoire CITES Permit/Certificate for Export/Re-export/Import/Other



**CONVENTION SUR LE COMMERCE
INTERNATIONAL DES ESPÈCES DE
FAUNE ET DE FLORE SAUVAGES
MENACÉES D'EXTINCTION**

PERMIS / CERTIFICAT N° 00000

EXPORTATION
 REEXPORTATION
 IMPORTATION
 AUTRE :

Original

2. Valable jusqu'au



3. Importateur (nom et adresse)		4. Exportateur/réexportateur (nom et adresse, pays)												
3a. Pays d'importation		6. Nom, adresse, cachet/écasau national et pays de l'organe de gestion  Direction de la protection de la nature Ministère de l'Environnement et de la Forêt B.P. V 178 Abidjan CÔTE D'IVOIRE												
5. Conditions particulières														
Pour les animaux vivants, ce permis ou certificat n'est valable que si les conditions de transport sont conformes aux Lignes directrices pour le transport des animaux vivants ou, en cas de transport aérien, à la Réglementation IATA du transport des animaux vivants.														
5a. But de la transaction (voir au dos)	5b. N° du timbre de sécurité													
7/B. NOM COMMUN ET NOM SCIENTIFIQUE (genre et espèce) DE L'ANIMAL OU DE LA PLANTE	9. Description des parties ou produits marqués ou numéros d'identification (âge/sexes si vivant)	10. Annexe et sources (voir au dos)	11. Quantité (et unité)	11a. Total exporté/ quota										
7/B.	9.	10.	11.	11a.										
A	12. Pays d'origine * N° du permis Date	12a. Pays de provenance N° du certificat Date	12b. N° de l'établissement * * * ou date de l'acquisition * * *											
7/B.	9.	10.	11.	11a.										
B	12. Pays d'origine * N° du permis Date	12a. Pays de provenance N° du certificat Date	12b. N° de l'établissement * * * ou date de l'acquisition * * *											
7/B.	9.	10.	11.	11a.										
C	12. Pays d'origine * N° du permis Date	12a. Pays de provenance N° du certificat Date	12b. N° de l'établissement * * * ou date de l'acquisition * * *											
7/B.	9.	10.	11.	11a.										
D	12. Pays d'origine * N° du permis Date	12a. Pays de provenance N° du certificat Date	12b. N° de l'établissement * * * ou date de l'acquisition * * *											
* Pays dans lequel les spécimens ont été prélevés dans la nature, sont nés et ont été élevés en captivité ou reproduits artificiellement (seulement en cas de réexportation) * * Uniquement pour les spécimens couverts par l'Annexe I nés et élevés en captivité ou reproduits artificiellement à des fins commerciales * * * Pour les spécimens pré-Convention														
13. CE PERMIS EST DÉLIVRÉ PAR L'AUTORITÉ SUIVANTE: <div style="display: flex; justify-content: space-between; margin-top: 10px;"> _____ _____ _____ </div> <div style="display: flex; justify-content: space-between; font-size: x-small; margin-top: 5px;"> Lieu Date Timbre de sécurité, signature et cachet officiel </div>														
14. APPROBATION DE L'EXPORTATION: <table border="1" style="width: 100%; border-collapse: collapse; font-size: x-small;"> <thead> <tr> <th style="width: 10%;">Bloc</th> <th style="width: 90%;">Quantité</th> </tr> </thead> <tbody> <tr><td style="text-align: center;">A</td><td> </td></tr> <tr><td style="text-align: center;">B</td><td> </td></tr> <tr><td style="text-align: center;">C</td><td> </td></tr> <tr><td style="text-align: center;">D</td><td> </td></tr> </tbody> </table>		Bloc	Quantité	A		B		C		D		15. Connaissance/Lettre de transport aérien: <div style="display: flex; justify-content: space-between; margin-top: 10px;"> _____ _____ _____ _____ </div> <div style="display: flex; justify-content: space-between; font-size: x-small; margin-top: 5px;"> Port d'exportation/ réexportation Date Signature Cachet et titre officiel </div>		
Bloc	Quantité													
A														
B														
C														
D														

FIGURE D-22 Example of Cote d'Ivoire CITES Permit/Certificate for Export/Re-export/Import/Other (blank)

Cuba CITES Permit for Export/Re-export/Import




CONVENCIÓN SOBRE EL COMERCIO INTERNACIONAL DE ESPECIES AMENAZADAS DE FAUNA Y FLORA SILVESTRES

PERMISO N° A-00000

Original

2. Válido hasta el _____


EXPORTACION
 RE-EXPORTACION
 IMPORTACION

3. Destinatario (nombre y dirección)		4. Titular (nombre y dirección, país)			
3a. País de destino		 <p>Ministerio de la Agricultura Conill y Ave. Independencia Plaza de la Revolución CIUDAD DE LA HABANA República de Cuba</p>			
5. Condiciones especiales					
Para animales vivos: Este permiso es válido sólo si las condiciones de transporte se ajustan a las directrices dadas sobre el transporte de animales vivos o, en caso del transporte aéreo, a la reglamentación de la IATA sobre el transporte de animales vivos.		5. Nombre, dirección, sello/timbre nacional y país de la Autoridad Administrativa			
Estampilla de seguridad N°					
7./8. NOMBRE COMUN Y NOMBRE CIENTIFICO (género y especie) DEL ANIMAL O PLANTA	9. Descripción parte o derivado; marcas o números de identificación (edad/sexo si vivos)	10. Apéndice N° y procedencia (W.C.A. o OI)	11a. Cantidad: número de especímenes y/o peso neto (Kg.)	11b. saldo del cupo/cupo anual nacional	
A.				12 País de origen e Permisos N° y fecha	
B.				12 País de origen e Permisos N° y fecha	
C.				12 País de origen e Permisos N° y fecha	
D.				12 País de origen e Permisos N° y fecha	
E.				12 País de origen e Permisos N° y fecha	
F.				12 País de origen e Permisos N° y fecha	
* Indicar el país en el cual los especímenes fueron capturados o recolectados en la naturaleza, nacidos y criados en cautividad o reproducidos artificialmente (sólo en caso de reexportación).					
13. ESTE PERMISO ES EMITIDO POR LA AUTORIDAD SIGUIENTE:					

Lugar	Fecha	Firma	Sello y cargo oficiales	Estampilla de seguridad	
14. APROBACION DE LA EXPORTACION:		15. Conocimiento de embarque/carta de porte aéreo:			
Ver ítem 7	Cantidad				
A					
B					
C					
D					
E					
F					
		Puerto de exportación	Fecha	Firma	Sello y cargo oficiales

FIGURE D-23 Example of Cuba CITES Permit for Export/Re-export/Import (blank)

Ecuador CITES Permit for Export/Re-export/Import



**CONVENTION ON
INTERNATIONAL TRADE IN
ENDANGERED SPECIES OF
WILD FAUNA AND FLORA**

EXPORTACION
EXPORT

REEXPORTACION
RE-EXPORT

IMPORTACION
IMPORT

1 PERMISO ORIGINAL ÚNICO VÁLIDO
Original Permit

2 VÁLIDO HASTA EL
VALID UNTIL

3 DESTINATARIO (NOMBRE Y DIRECCIÓN PAÍS)
Consignee (name and address, country)

4 TITULAR (NOMBRE Y DIRECCIÓN PAÍS)
Consignor (name and address, country)

5 CONDICIONES ESPECIALES Special conditions
 Pago Derechos Consignatario
 Payment and Duties, Tax No.
 Cuentas No.
 Exoneración Derechos SI NO YES
 Free of Duties
 Signo Funcionario Registrador
 Registration Officer

6 NOMBRE DIRECCIÓN SELLO/TIMBRE NACIONAL DE LA AUTORIDAD ADMINISTRATIVA
Name, address, stamping stamp of the administrative authority
 PROGRAMA NACIONAL FORESTAL

7 NOMBRE COMÚN DEL ANIMAL <small>Common name of the animal</small>	8 NOMBRE CIENTÍFICO DEL ANIMAL <small>Scientific name of the animal</small> GÉNERO Genus ESPECIE Species	9 DESCRIPCIÓN PARTE O DERIVADO MARCAS O NÚMEROS DE IDENTIFICACIÓN (EDAD, SEXO SI VIENE) <small>Description part or derivative Markings or identity number (age, sex if given)</small>	10 APÉNDICE No y PROVENIENCIA No C.A. y OI Appendix No and Country of origin	11 CANTIDAD, NÚMERO DE ESPECÍMENES Y/O PESO NETO (kg) por especie Quantity Number of Net weight (kg) of sp.
A			PAÍS DE ORIGEN Country of origin	PERMISO No Permit No
B			PAÍS DE ORIGEN Country of origin	PERMISO No Permit No
C			PAÍS DE ORIGEN Country of origin	PERMISO No Permit No
D			PAÍS DE ORIGEN Country of origin	PERMISO No Permit No

12 PAÍS EN EL CUAL LOS ESPECÍMENES FUERON CAPTURADOS O RECOLECTADOS EN LA NATURALEZA, NACIDOS Y CRIADOS O REPRODUcidos ARTIFICIALMENTE
Country where specimens were captured or collected in the wild, born raised in captivity or reproduction artificial

13 ESTE PERMISO ES EMITIDO POR LA AUTORIDAD SIGUIENTE This permit is given by the following authority

LUGAR PAÍS
Address and country

FECHA Día
Date

FIRMA Signature

AUTORIDAD ADMINISTRATIVA ECUATORIANA "CITES"
Signature and official stamp

14 APROBACIÓN DE LA EXPORTACIÓN
Approval of export

VER ÍTEM 7 See item 7	CANTIDAD Quantity
A	
B	
C	
D	

15 CONOCIMIENTO DE EMBAQUE/CARTA DE EMBAQUE
Knowledge of packaging/certificate of packaging

SELLO Y CARGOS OFICIALES
Stamp and official rate

PUERTO DE IMPORTACIÓN / Port of import


FECHA Día
Date


FIRMA Signature


SELLO Y CARGOS OFICIALES
Stamp and official rate

FIGURE D-24 Example of Ecuador CITES Permit for Export/Re-export/Import

El Salvador CITES Permit for Export/Re-export/Import







Convención sobre El Comercio Internacional de Especies Amenazadas de Fauna y Flora Silvestres
 Convention on the International Trade in Endangered Species

MINISTERIO DE AGRICULTURA Y GANADERIA

República de El Salvador
 Republic of El Salvador

1) Permiso Original
Original Permit

No. _____

Serie A No. **0192**



Exportación
 Re - Exportación
 Importación

2) Válido hasta el
Valid Until - Void After

3) Destinatario (Nombre, Dirección, País)
Consignee (Name, Address, Country)

4) Exportador (Nombre - Dirección) (Solicitante Applicant)
Exporter (Name - Address)

5) Nombre y Dirección de las Autoridades Administrativas:
 Name and Address of the Administrative Authority:
 a) Director General de Sanidad Vegetal y Animal
 b) Jefe de División de Cuarentena Agropecuaria
 Dirección General de Sanidad Vegetal y Animal
 Cantón El Matazano, Soyapango, San Salvador
 Teléfonos: 224-3491; 224-1537; 294-0592
 Fax: 224-2782

TIMBRE DE SEGURIDAD CITES
SECURITY STAMP CITES

6) NOMBRE COMUN COMMON NAME	7) NOMBRE CIENTIFICO SCIENTIFIC NAME	8) OTRA DESCRIPCION (Sexo, Edad, Marcas) OTHER DESCRIPTION (Sex, age, markings)	9) APENDICE No. Y ORIGEN APPENDIX No. AND ORIGIN	10) CANTIDAD QUANTITY

11) País en el cual los Especímenes fueron: A) Capturados o Recolectados en la Naturaleza. B) Nacidos en Cautividad, o C) Reproducidos Artificialmente.
 Country in which the Specimens were A) Captured or Collected in the Wilds. B) Born and Raised in Captivity, or C) Reproduced Artificially.

A)	B)	C)
----	----	----

12) Este permiso es emitido por la Autoridad siguiente. / This permit is issued by the following Authority

LUGAR PLACE	FECHA DATE	FIRMA SIGNATURE AUTORIDAD ADMINISTRATIVA
----------------	---------------	---

PARA USO EN PUERTO DE SALIDA FOR USE AT EXIT PORT	13) Conocimiento de Embarque / Carta de Porte / Guía Aérea No. Shipping Manifest / Bill Lading / Air Way Bill No. _____
--	--

FECHA/DATE	FIRMA/SIGNATURE	SELLO Y CARGO/SEAL Y TITLE
------------	-----------------	----------------------------

NOTA: Este permiso es válido con sólo una de las firmas de las Autoridades Administrativas.

ORIGINAL

FIGURE D-25 Example of El Salvador CITES Permit for Export/Re-export/Import

European Community CITES Export Permit


European Community						
 <p style="font-size: small; margin: 0;">Convention on International Trade in Endangered Species of Wild Fauna and Flora</p>		<p style="font-size: large; font-weight: bold; margin: 0;">EXPORT PERMIT</p>			<p style="font-size: large; font-weight: bold; margin: 0;">No. B</p>	
3. Exporter		2. Importer				
4. Country of import		5. Country of export				
6. Authorized location for live specimens of Annex A species		7. Issuing Management Authority <p style="font-size: x-small; margin: 0;">WILDLIFE LICENSING & REGISTRATION SERVICE DEPARTMENT OF THE ENVIRONMENT TOLLGATE HOUSE HOULTON STREET BRISTOL BS2 9DJ</p>				
8. Description of specimen(s)		9. Scientific name of species				
		10. Common name of species				
11. Country of Origin	Permit Number	Date of issue	13. CITES App	14. Source	15. CN Code	
12. Country of last re-export	Certificate Number	Date of issue	16. EC Annex	17. Purpose	18. Quantity	19. Net Mass (Kg)
21. Special Conditions				20. The exportation of the goods described above is hereby permitted, subject to the conditions overleaf and in box 21, as appropriate.		
				<div style="border: 1px solid black; height: 60px; width: 100%;"></div> <p style="font-size: x-small; margin: 0;">Signature and official stamp</p>		
				<p style="font-size: x-small; margin: 0;">Name of issuing Officer</p>		
				<p style="font-size: x-small; margin: 0;">Place and date of issue</p>		
22. For customs purposes only						
Quantity Exported		Bill of Lading/Air Waybill No.:				
Qty/Net Mass (Kg)	Animals dead on arrival	Customs document				
		Type				
		Number				
		Date				
		<div style="border: 1px solid black; height: 40px; width: 100%;"></div> <p style="font-size: x-small; margin: 0;">Signature and official stamp</p>				

FIGURE D-26 Example of European Community CITES Export Permit

France European Community CITES Permit/Certificate for Import/Export/Re-export


COMMUNAUTÉ EUROPÉENNE		(FR)		N° 10592*01		
Original	1	1. Exportateur/réexportateur	PERMIS/CERTIFICAT <input type="checkbox"/> IMPORTATION <input type="checkbox"/> EXPORTATION <input type="checkbox"/> RÉEXPORTATION		N°	
		3. Importateur	 Convention sur le commerce international des espèces de flore et de faune sauvages menacées d'extinction		2. Dernier jour de validité	
		6. Emplacement autorisé des spécimens vivants des espèces inscrites à l'annexe A, prélevés dans leur milieu naturel	4. Pays (ré)exportateur	7. Autorité de délivrance		
			5. Pays importateur			
1	8. Description des spécimens (marques, sexe/date de naissance des animaux vivants)	9. Masse nette (kg)	10. Quantité			
		11. Annexe CITES	12. Annexe CE	13. Origine	14. Objet	
		15. Pays d'origine		16. Numéro du permis		
		17. Date de délivrance		18. Pays de dernière réexportation		
		19. Numéro du certificat		20. Date de délivrance		
	21. Nom scientifique de l'espèce					
	22. Nom commun de l'espèce					
	23. Conditions spéciales	Ce permis/certificat n'est valable que si les animaux vivants sont transportés conformément aux lignes directrices de la CITES en matière de transport et de préparation à l'envoi d'animaux sauvages vivants ou, en cas de transport aérien, conformément à la réglementation sur les animaux vivants publiée par l'IATA (Association du transport aérien international)				
	24. La documentation de (ré)exportation délivrée par le pays de (ré)exportation	25. <input type="checkbox"/> L'importation <input type="checkbox"/> L'exportation <input type="checkbox"/> La réexportation des marchandises décrites ci-dessus est autorisée.				
	<input type="checkbox"/> a été présentée à l'autorité de délivrance <input type="checkbox"/> doit être présentée au bureau de douane frontalier d'introduction	Signature et cachet officiel :				
		Nom du fonctionnaire chargé de la délivrance :				
	26. Numéro du connaissement/de la lettre de transport aérien :	Lieu et date de délivrance :				
	27. Réserve à la douane	Signature et cachet officiel :				
	Quantité/masse nette (kg) réellement importée	Nombre d'animaux morts à l'arrivée		Document douanier		
				Type :		
				Numéro :		
				Date :		

FIGURE D-27 Example of European Community France CITES Permit/Certificate for Import/Export/Re-export

Germany European Community CITES Permit/Certificate for Import/Export/Re-export


EUROPÄISCHE GEMEINSCHAFT / EUROPEAN COMMUNITY		No. 2002/015 Mar. 6, 2002	
ORIGINAL / ORIGINAL	1	1. Ausführer/Wiederausführer / Exporter/Re-exporter _____	GENEHMIGUNG / BESCHEINIGUNG PERMIT / CERTIFICATE <input type="checkbox"/> EINFUHR / IMPORT <input type="checkbox"/> AUSFUHR / EXPORT <input type="checkbox"/> WIEDERAUSFUHR / RE-EXPORT
	1	3. Einführer / Importer _____	2. Letzter Tag der Gültigkeit / Last day of validity _____
	6. Ort, an dem lebende, der Natur entnommene Exemplare von Arten in Anhang A gehalten werden sollen / Authorized location for live wild-taken specimens of Annex A species _____		7. Ausstellende Vollzugsbehörde / Issuing Management Authority BUNDESAMT FÜR NATURSCHUTZ Konstantinstraße 110 D-53179 BONN
8. Beschreibung der Exemplare (inscl. Kennzeichnung, Geschlecht und Geburtsdatum lebender Tiere) / Description of specimens (incl. marks, sex/date of birth for live animals) <div style="font-size: 2em; opacity: 0.5; text-align: center; margin-top: 20px;"> AMPL </div>		9. Nettomasse (kg) / Net mass (kg) _____	10. Menge / Quantity _____
21. Wissenschaftlicher Artname / Scientific name of species _____		11. CITES-Anhang / CITES Annex _____	12. EG-Anhang / EC Annex _____
22. Üblicher Artname / Common name of species _____		13. Herkunft / Source _____	14. Zweck / Purpose _____
23. Sonderbedingungen / Special conditions _____		15. Ursprungsland / Country of origin _____	
24. Die (Wieder-)Ausfuhrunterlagen des (Wieder-)Ausfuhrlandes / (re-)export documentation from the country of (re-)export wurde der ausstellenden Behörde vorgelegt / has been surrendered to the issuing authority sind der Einfuhrzollstelle vorzulegen / has to be surrendered to the border customs office of importation <div style="border: 1px solid black; height: 40px; width: 100%; margin-top: 5px;"></div>		16. Genehmigung Nr. / Permit No. _____	
25. Die <input type="checkbox"/> Einfuhr <input type="checkbox"/> Ausfuhr <input type="checkbox"/> Wiederausfuhr <input type="checkbox"/> re-exportation der oben beschriebenen Waren wird hiermit genehmigt / of the goods described above is hereby permitted Unterschrift und Stempel der Behörde / Signature and official stamp _____ Name des ausstellenden Beamten / Name of issuing official: _____		17. Ausstellungsdatum / Date of issue _____	
26. Frachtmittel/Luftfrachtbrief-Nr. / Bill of Lading / Air Waybill Number _____		18. Letztes Wiederausfuhrland / Country of last re-export _____	
27. Nur für die Verzollung / For customs use only Zolldokument / Customs document Typ: / type: _____ Anzahl: / Number: _____ Datum: / Date: _____		19. Bescheinigung Nr. / Certificate No. _____	
20. Ausstellungsdatum / Date of issue _____		20. Ausstellungsdatum / Date of issue _____	

33272 München, Postfach 1861, Telefon 089 71 692923-9, Telefax 089 71 692923-33
 48233 Frankfurt/AM, Eisenmeier 13, Telefon 069 687 2025-97 1 88, Telefax 069 687 777286
 48119 Köln, Postfach 10155, Telefon 0221 49393-11, Telefax 0221 49393-12
 48118 Bonn, Kirschstr. 15, Telefon 0228 923425, Telefax 0228 923426
 48117 Leipzig, Gohlisstr. 17, Telefon 0341 781 45-10-11, Telefax 0341 781 45-107
 10235 Berlin, Invalidenstr. 41-43 (Gedächtnisstr.), Telefon 030 25373 675, Telefax 030 25373 699

WILHELM KÖHLER VERLAG
 Bestell-Nr. 221

FIGURE D-28 Example of Germany European Community CITES Permit/Certificate for Import/Export/Re-export

Ghana CITES Permit/Certificate for Export/Re-export/Import/Other



CONVENTION ON INTERNATIONAL TRADE IN ENDANGERED SPECIES OF WILD FAUNA AND FLORA

PERMIT / CERTIFICATE No. 000001

EXPORT

RE-EXPORT

IMPORT

OTHER:

Original

2. Valid until

3. Importer (name and address)

4. Exporter (name and address)

5a. Country of import

5. Special conditions

a. This permit is valid for six months from the date of issue

b. This permit is not transferable

c. Shipment is to be made in a single consignment



d. Possession of this permit does not exempt the holder from compliance with other laws relating to the export of animals and trophies

e. Your attention is drawn to the Wildlife Conservation Regulation, 1971 (L.I 685) and its amendments copies of which may be examined at the office of issue of this permit

f. For live animals, this permit or certificate is only valid if the transport conditions conform to the Guidelines for Transport of Live Animals or, in the case of air transport, to the IATA Live Animals Regulations.

g. Other conditions

5a. Purpose of the transaction (see reverse) 5b. Security stamp N^o

Wildlife Division
 (Forestry Commission)
 P. O. Box M/239
 Accra
 Ghana, West Africa
 Tel 233-21-664654, 662360
 Fax 233 21-666476
 E-mail: wildlife@ncs.com.gh

7/8. SCIENTIFIC NAME (genus and species) AND COMMON NAME OF ANIMAL OR PLANT	9. Description of specimens, including identifying marks or numbers (age/sex if live)	10. Appendix No. and source (see reverse)	11. Quality (including unit)	11a. Total exported Quota
7/8.	9.	10.	11.	11a.
A				
12. Country of origin*	Permit No.	Date	12a. Country of last re-export	Certificate No. Date
7/8.				12b. No. of the operation ** or date of acquisition ***
B				
12. Country of origin*	Permit No.	Date	12a. Country of last re-export	Certificate No. Date
7/8.				12b. No. of the operation ** or date of acquisition ***
C				
12. Country of origin*	Permit No.	Date	12a. Country of last re-export	Certificate No. Date
7/8.				12b. No. of the operation ** or date of acquisition ***
D				
12. Country of origin*	Permit No.	Date	12a. Country of last re-export	Certificate No. Date
7/8.				12b. No. of the operation ** or date of acquisition ***

* Country in which the specimens were taken from the wild, bred in captivity or artificially propagated (only in case of re-export)
 ** Only for specimens of Appendix-species bred in captivity or artificially propagated for commercial purposes
 *** For pre-Convention specimens

13. THIS PERMIT IS ISSUED BY:

Place _____ Date _____ Security stamp, signature and official seal _____

14. EXPORT ENDORSEMENT: 15. Bill of Lading/Air Waybill Number:


Block	Quantity
A	
B	
C	

Port of Export _____ Date _____ Signature _____ Official stamp and title _____


CITES PERMIT / CERTIFICATE N

FIGURE D-29 Example of Ghana CITES Permit/Certificate for Export/Re-export/Import/Other

Guatemala CITES Permit for Export/Re-export/Import



CERTIFICADO CITES
Nº ANULADO
 CONVENCION SOBRE EL COMERCIO INTERNACIONAL DE ESPECIES
 AMENAZADAS DE FAUNA Y FLORA SILVESTRE (CITES)



CONSEJO NACIONAL DE AREAS PROTEGIDAS (CONAP)
 REPUBLICA DE GUATEMALA, C. A.

1. PERMISO NUMERO


EXPORTACION
 REEXPORTACION
 IMPORTACION

2. VALIDO HASTA

3. TIMBRE CITES nombre y dirección de autoridad Administrativa: No. T. ANULADO		4. DESTINATARIO U ORIGEN DEL EMBARQUE (Nombre, Dirección, País)													
5. TITULAR DEL PERMISO (Nombre, Identificación, dirección, País)		6. CONDICIONES ESPECIALES													
7. NOMBRES (Común y científico del animal o planta)	8. DESCRIPCION (No. de Ident., edad, sexo)	9. APENDICE Y PROCEDENCIA (W.C.A. u O.)	10. CANTIDAD (Número, Letras y Peso Kg.)												
A.		11. PAIS DE ORIGEN	12. PERMISO No.												
B.		11. PAIS DE ORIGEN	12. PERMISO No.												
C.		11. PAIS DE ORIGEN ANULADO	12. PERMISO No.												
D.		11. PAIS DE ORIGEN	12. PERMISO No.												
E.		11. PAIS DE ORIGEN	12. PERMISO No.												
13. OBSERVACIONES ANULADO															
14. FIRMA AUTORIDAD CIENTIFICA		LUGAR Y FECHA FIRMA AUTORIDAD ADMINISTRATIVA ANULADO													
16. COMPROBACION DE EXPORTACION/IMPORTACION No. Permiso: <table style="width: 100%; border-collapse: collapse;"> <tr> <th style="width: 50%;">ITEM</th> <th style="width: 50%;">CANTIDAD</th> </tr> <tr><td>A</td><td></td></tr> <tr><td>B</td><td></td></tr> <tr><td>C</td><td></td></tr> <tr><td>D</td><td></td></tr> <tr><td>E</td><td></td></tr> </table>	ITEM	CANTIDAD	A		B		C		D		E		16. CONOCIMIENTO DE EMBARQUE PUERTO DE EXPORTACION/IMPORTACION TOTAL EMBARQUE, CAJAS O RECIPIENTES.	17. Este CERTIFICADO es válido solo si esta el sello y la Firma Oficiales. FIRMA Y FECHA	
ITEM	CANTIDAD														
A															
B															
C															
D															
E															

FIGURE D-30 Example of Guatemala CITES Permit for Export/Re-export/Import

Guyana CITES Permit/Certificate for Export/Re-export/Import/Other



**CONVENTION ON
INTERNATIONAL TRADE IN
ENDANGERED SPECIES OF
WILD FAUNA AND FLORA**

PERMIT / CERTIFICATE No. 4005

Original


EXPORT

RE-EXPORT

IMPORT

OTHER:

2. Valid until

3. Importer (name and address)	4. Exporter / Re-exporter (name and address, country)
3a. Country of import	Signature of the applicant
5. Special conditions	6. Name, address, national seal/stamp and country of Management Authority
For live animals, this permit or certificate is only valid if the transport conditions conform to the Guidelines for Transport of Live Animals or, in the case of air transport, to the IATA Live Animals Regulations.	 <p>The Wildlife Division Office of the President 295 Quamina Street South Cummingsburg Georgetown GUYANA</p>
5a. Purpose of the transaction (see reverse)	5b. Security stamp N°

	7./8. SCIENTIFIC NAME (genus and species) AND COMMON NAME OF ANIMAL OR PLANT	9. Description of specimens, including identifying marks or numbers (age/sex if live)	10. Appendix No. and source (see reverse)	11. Quantity (including unit)	11a. Total exported/Quota
A	7./8.	9.	10.	11.	11a.
	12. Country of origin * Permit No. Date	12a. Country of last re-export Certificate No. Date	12b. No. of the operation * * * or date of acquisition * * *		
B	7./8.	9.	10.	11.	11a.
	12. Country of origin * Permit No. Date	12a. Country of last re-export Certificate No. Date	12b. No. of the operation * * * or date of acquisition * * *		
C	7./8.	9.	10.	11.	11a.
	12. Country of origin * Permit No. Date	12a. Country of last re-export Certificate No. Date	12b. No. of the operation * * * or date of acquisition * * *		
D	7./8.	9.	10.	11.	11a.
	12. Country of origin * Permit No. Date	12a. Country of last re-export Certificate No. Date	12b. No. of the operation * * * or date of acquisition * * *		

* Country in which the specimens were taken from the wild, bred in captivity or artificially propagated (only in case of re-export)

** Only for specimens of Appendix-I species bred in captivity or artificially propagated for commercial purposes

*** For pre-Convention specimens


13. THIS PERMIT IS ISSUED BY:

Place
Date
Security stamp, signature and official seal

14. EXPORT ENDORSEMENT:	15. Bill of Lading/Air Way-bill Number:								
<table border="1" style="width: 100%; border-collapse: collapse;"> <thead> <tr> <th style="width: 20%;">Block</th> <th style="width: 80%;">Quantity</th> </tr> </thead> <tbody> <tr> <td style="text-align: center;">A</td> <td></td> </tr> <tr> <td style="text-align: center;">B</td> <td></td> </tr> <tr> <td style="text-align: center;">C</td> <td></td> </tr> </tbody> </table>	Block	Quantity	A		B		C		
Block	Quantity								
A									
B									
C									

FIGURE D-31 Example of Guyana CITES Permit for Export/Re-export/Import/Other

Honduras CITES Permit/Certificate for Export/Re-export/Import/Other



CONVENCIÓN SOBRE EL COMERCIO INTERNACIONAL DE ESPECIES AMENAZADAS DE FAUNA Y FLORA SILVESTRES

PERMISO / CERTIFICADO N° 000001

EXPORTACION
 RE-EXPORTACION
 IMPORTACION
 OTRO:

Original

2. Válido hasta el _____

3. Importador (nombre y dirección)


3a. País de importación

4. Exportador (nombre y dirección, país)

5. Condiciones especiales

Para animales vivos: Este permiso o certificado es válido sólo si las condiciones de transporte se ajustan a las Directrices CITES sobre el transporte de animales vivos o, en caso de transporte aéreo, a la Reglamentación de la IATA sobre el transporte de animales vivos.

6. Nombre, dirección, sello/timbre nacional y país de la Autoridad Administrativa



**Secretaría de Recursos Naturales
 Despacho Ministerial
 Boulevard Centroamérica,
 Avenida La Fao
 Tegucigalpa M.D.C.
 HONDURAS, C.A.**

5a. Fin de la transacción (Véase al dorso)

5b. Estampilla de seguridad N°

7./8. NOMBRE CIENTIFICO (género y especie) Y NOMBRE COMUN DEL ANIMAL O PLANTA.	9. Descripción de los especímenes: marcas o números de identificación (edad/sexo, si vivos)	10. Apéndice y origen (véase al dorso)	11. Cantidad (incluso la unidad de medida)	11a. Total exportado Cupo
7./8.	9.	10.	11.	11a.
A	12. País de origen * Permiso N° Fecha	12a. País de la última reexportación N° de certificado Fecha	12b. N° de la operación *** o fecha de adquisición ***	
B	7./8.	9.	10.	11.
C	12. País de origen * Permiso N° Fecha	12a. País de la última reexportación N° de certificado Fecha	12b. N° de la operación *** o fecha de adquisición ***	
D	7./8.	9.	10.	11.
D	12. País de origen * Permiso N° Fecha	12a. País de la última reexportación N° de certificado Fecha	12b. N° de la operación *** o fecha de adquisición ***	

* País en el que los especímenes fueron recolectados en la naturaleza, criados en cautividad o reproducidos artificialmente (sólo en caso de reexportación)

** Solamente para los especímenes de especies incluídas en el Apéndice I criados en cautividad o reproducidos artificialmente con fines comerciales

*** Para los especímenes preconvencción

13. PERMISO EXPEDIDO POR:

Lugar _____

Fecha _____

Estampilla de seguridad, firma y sello oficiales _____

14. APROBACION DE LA EXPORTACION:

Sección	Cantidad
A	
B	
C	
D	

15. N° de conocimiento de embarque/carta de porte aéreo: _____

Puerto de exportación _____

Fecha _____

Firma _____

Sello y cargo oficiales _____

Original

PERMISO / CERTIFICADO CITES N° 000001

FIGURE D-32 Example of Honduras CITES Permit for Export/Re-export/Import/Other

Indonesia CITES Permit for Export/Import/Re-export/Other




	CONVENTION ON INTERNATIONAL TRADE IN ENDANGERED SPECIES OF WILD FAUNA AND FLORA		DEPARTEMEN KEHUTANAN DAN PERBURUHAN REPUBLIK INDONESIA DIREKTORAT JENDERAL PERLINDUNGAN DAN KONSERVASI ALAM MINISTRY OF FORESTRY AND ESTATE CROPS OF THE REPUBLIC OF INDONESIA DIRECTORATE GENERAL OF PROTECTION AND NATURE CONSERVATION	
Alamat / Address : Manggala Wanabakti, Blok VII Lt. 7 J. Gatot Subroto Jakarta 10270 Telp. (62-21) 5720227, 5704501-04 Ext. 788, Fax. (62-21) 5720227, 5734818				
I. Surat Anghut Tumbuhan dan Satwa Liar / Permit No. :		<input type="checkbox"/> Export <input type="checkbox"/> Import <input type="checkbox"/> Re-export <input type="checkbox"/> Others		
II. Diberikan Kepada (nama, alamat, negara) / Permittee (name, address, country)				
III. Dikirim kepada (nama, alamat, negara) / Consignee (name, address, country)				
IV. Berakhir sampai dengan / Valid until		V. Pribahasa tujuan / Place/Port of destination		
VI. Pelabuhan pemberangkatan / Port of exportation		VII. Maksud transaksi / Purpose of transaction		
VIII. Pemegang sertifikat ini dibatasi untuk memperbolehkan ekspor fauna dan flora sebagai berikut / The above mentioned permittee is authorized to export/import the wild fauna and flora specified here under				
No.	Nama jenis / Name of species (Scientific Name, Indonesia, Common,)	Jumlah / Quantity	Keterangan dan keterangan lain tentang spesies / Sex and/or other descriptions of specimens	Jumlah yang telah dikirim (tona) / Total exported (Tons)
SAMPLE				
IX. Syarat khusus / Special conditions : Tidak boleh ekspor jika kondisi transportasi tidak sesuai. Hanya berlaku apabila persyaratannya sesuai dengan peraturan IATA untuk satu kali pengiriman. / Not valid for export if the transport conditions do not conform. This permit is only valid if the transport conditions conform to the conditions for transport of live animals, or to the IATA regulation, and valid for one shipment only.				
X. Sertifikat ini diterbitkan oleh / This permit is issued by		ATAS NAMA DIREKTUR JENDERAL PERLINDUNGAN DAN KONSERVASI ALAM / FOR THE DIRECTOR GENERAL OF PROTECTION AND NATURE CONSERVATION		
Tempat/Place	Tanggal/Date	Cap / Official stamp		
XI. Ditepat oleh pejabat pemeriksa pengiriman / To be completed by official who inspect the shipment		XII. Pembaharuan / Renewal		
Lihat Kolum jenis/See column of species	No. Baki pengiriman / Bill of Lading (Airway bill number)		Berakhir sampai dengan / Valid until	
No. / Jumlah/Quantity	Tanggal / Date		Dikirim kepada (nama, alamat, negara) / Consignee (name, address, country)	
1.				
2.				
3.				
4.				
5.				
6.				
7.				
8.				
9.				
10.				
11.				
12.				
		Cap / Official stamp	Tanda tangan / Signature	
		Cap / Official stamp		Tanda tangan / Signature

FIGURE D-33 Example of Indonesia CITES Permit for Export/Import/Re-export/Other

Italy European Community CITES Permit/Certificate for Import/Export/Re-export


COMUNITA EUROPEA		(I T)					
Originale	1. Esportatore/Riesportatore / Exporter/Re-exporter	LICENZA/CERTIFICATO PERMIT/CERTIFICATE	N.:				
	3. Importatore / Importer	<input type="checkbox"/> IMPORT <input type="checkbox"/> EXPORT <input type="checkbox"/> RE-EXPORT	2. Ultimo giorno di validità / Last day of validity				
	6. Indirizzo autorizzato presso il quale saranno custoditi gli esemplari vivi prelevati dall'ambiente naturale delle specie dell'allegato A	 Convenzione sul commercio internazionale delle specie di flora e di fauna selvatiche minacciate di estinzione					
		4. "Paese di (ri)esportazione" / Country of (re)export					
		5. "Paese di (ri)importazione" / Country of (re)import					
		7. Organismo di gestione che rilascia il Documento / Issuing Management Authority					
		CORPO FORESTALE DELLO STATO SERVIZIO CITES					
	8. Descrizione degli esemplari (compresi marcature, sesso, data di nascita per gli animali vivi) / Description of specimens	9. Massa netta (kg) / Net mass (kg)	10. Quantità / Quantity				
		11. Appendice CITES	12. Allegato CE				
		13. Fonte / Source	14. Scopo / Purpose				
		15. Paese di origine / Country of origin					
		16. N. licenza / Permit No.	17. Data di nascita / Date of issue				
		18. Paese di ultima riesportazione / Country of last re-export					
		19. N. di certificato / Certificate No.	20. Data di nascita / Date of issue				
	21. Nome scientifico delle specie / Scientific name of species						
	22. Nome comune delle specie / Common name of species						
	23. Annotazioni particolari / Special conditions						
	<p>La presente licenza o il presente certificato sono validi solo se il trasporto è effettuato in conformità alle linee guida CITES per il trasporto e la preparazione al trasporto di animali vivi o, in caso di trasporto aereo, alle norme concernenti gli animali vivi custoditi dalla IATA (Associazione internazionale dei trasporti aerei) / The permit/certificate is only valid if live animals are transported in compliance with the CITES Guidelines for the Transport and Preparation for Shipment of Live Wild Animals or, in the case of air transport, the Live Animals Regulations published by the International Air Transport Association (IATA).</p>						
	24. La documentazione di (ri)importazione dal paese di (ri)esportazione	25. La <input type="checkbox"/> importazione <input type="checkbox"/> esportazione <input type="checkbox"/> riesportazione <input type="checkbox"/> importazione <input type="checkbox"/> esportazione <input type="checkbox"/> riesportazione delle merci di cui sopra è autorizzata / The import/export/re-export of the goods described above is hereby permitted					
	<input type="checkbox"/> deve essere consegnata all'Autorità di rilascio	Firma e timbro ufficiale / Signature and official stamp					
	<input type="checkbox"/> deve essere consegnata all'ufficio doganale di introduzione di frontiera	Nome del funzionario che rilascia l'autorizzazione / Name of issuing official					
	26. N. della lettera di carico - di trasporto aereo / Bill of Lading - Air Waybill Number	Luogo e data del rilascio / Place and date of issue					
	27. Riservato all'ufficio doganale	Firma e timbro ufficiale					
	<table border="1"> <tr> <td>Quant./massa netta (kg) effettivamente importata</td> <td>N. di animali deceduti durante il trasporto</td> </tr> <tr> <td> </td> <td> </td> </tr> </table>	Quant./massa netta (kg) effettivamente importata	N. di animali deceduti durante il trasporto			Documento doganale Tipo: Numero: Data:	
Quant./massa netta (kg) effettivamente importata	N. di animali deceduti durante il trasporto						

FIGURE D-34 Example of Italy CITES Permit/Certificate for Import/Export/Re-export

Japan CITES Permit for Export

別紙様式 (1)

絶滅のおそれのある野生動植物の種の国際取引に関する条約に基づく日本国輸出許可申請書
Export Permit; Government of Japan
Convention on International Trade in Endangered Species of Wild Fauna and Flora

* 輸出許可書番号 _____ * 有効期限(日付) _____
(Export Permit No.) (Valid Until)

氏名又は名称 _____
(This permit is issued to)

住 所 _____
(Address)

この許可書は、次の者が行う次のものの輸出について発給する。この許可書の発給を受けた者は、この条約を了知していることを宣言する。

Who declares that he is aware of the provisions of the Convention, for the purpose of the following export.

附属書 I)、附属書 II)、に掲げる 種の学名及び俗名 Species listed in Appendix I Appendix II of the Convention (scientific and common name)	標本 Specimen(s) 部分 Part(s) 派生物 Derivative(s) (産品の種類) (indicate the の区分 type of product)	性 別 Sex 及び大きさ Size	数 量 Quantity	金 額 Value

飼育により繁殖された場所又は栽培された場所
(bred in captivity or cultivated in) _____

輸出又は再輸出の別 (Export or Re-export) _____

仕向国
(Destination) _____

輸出許可書番号及び発行国
(Export Permit No., issuing country) _____

輸入業者名、住所
(Name and address of consignee) _____

原産国 (Country of origin) _____

船積予定港
(Scheduled port of shipping) _____

目的 (Purpose) _____

船積予定日
(Estimated date of shipping) _____

(注) 1. *印の欄は記入しないで下さい。
2. 用紙の大きさは、日本工業規格 A 列 4 番とする。
3. 英文のタイプ印番で記入して下さい。
4. 種の記載については、特定された「種の学名及び俗名」を記入して下さい。また、ラテン語で括弧書きして下さい。
5. 「輸出許可書番号及び発行国」の記載は、本邦からの再輸出（加工品の場合にあっては、その原材料をいう。）の場合についてのみ記入して下さい。

* 署 名
(Signature) _____

* 許可年月日
(Date) _____

貿易局輸出（全貿易用紙連型）印刷

FIGURE D-35 Example of Japan CITES Export Permit

Malaysia CITES Permit/Certificate for Export/Re-export/Import/Other

No. 2002/015 Mar. 6, 2002

Original
 Present to Malaysian and Foreign
 Customs on export/re-export/import

KERAJAAN MALAYSIA
 GOVERNMENT OF MALAYSIA

PERMIT/ SIJIL NO:
 PERMIT / CERTIFICATE NO.

**KONVENSYEN PERDAGANGAN
 ANTARABANGSA MENGENAI SPESIES
 FAUNA DAN FLORA TERANCAM**
 CONVENTION ON INTERNATIONAL TRADE IN
 ENDANGERED SPECIES OF WILD FAUNA AND FLORA

EKSPORT / EXPORT IMPORT / IMPORT
 EKSPORT SEMULA / RE-EXPORT LAIN-LAIN/ OTHERS

3. Pengimport (nama dan alamat) <i>Importer (name and address)</i>		4. Sah sehingga / Valid Until :		4. Pengeksport (nama dan alamat) <i>Exporter (name and address)</i>	
3a. Negara Pengimport <i>Country of Import</i>				Tandatangan Pemohon <i>Signature of the applicant</i>	
5. Syarat-Syarat Khas /Special conditions		6. Nama, alamat, cap rasmi dan negara Pihak Berkuasa Pengurusan <i>Name, address, national seal/stamp and country of Management Authority</i>			
5a. Tujuan Urusniaga <i>Purpose of transaction</i>		<p>LEMBAGA PERINDUSTRIAN KAYU MALAYSIA (Malaysian Timber Industry Board)</p>			
5b. No. Setem / Security Stamp No.					

7/8	Nama Saintifik dan Nama Biasa <i>Scientific Name and Common Name</i>	9. Perihal Spesimen, termasuk tanda pengenal / nombor (umur/ jantina jika hidup) <i>Description of specimens, including identifying mark or numbers (age/sex if live)</i>	10. No. Apendiks/ sumber <i>Appendix No./Source</i>	11. Isipadu (meter padu) <i>Volume (cubic meter)</i>	11a. Jumlah telah dieksport / Kuota Total Exported /Quota		
7/8			10	11	11a.		
A	12 Negara Asal * <i>Country of origin*</i>	No. Permit <i>Permit No</i>	Tarikh <i>Date</i>	12a Negara Pengeksport semula <i>Country of Last Re-export</i>	No. Sijil <i>Certificate No.</i>	Tarikh <i>Date</i>	12b No. operasi pembiakan**/Tarikh pemilikan* <i>No. of breeding operation**/Tarikh pemilikan*</i>
7/8				10	11	11a.	
B	12 Negara Asal * <i>Country of origin*</i>	No. Permit <i>Permit No</i>	Tarikh <i>Date</i>	12a Negara Pengeksport semula <i>Country of Last Re-export</i>	No. Sijil <i>Certificate No.</i>	Tarikh <i>Date</i>	12b No. operasi pembiakan**/Tarikh pemilikan* <i>No. of breeding operation**/Tarikh pemilikan*</i>
7/8				10	11	11a.	
C	12 Negara Asal * <i>Country of origin*</i>	No. Permit <i>Permit No</i>	Tarikh <i>Date</i>	12a Negara Pengeksport semula <i>Country of Last Re-export</i>	No. Sijil <i>Certificate No.</i>	Tarikh <i>Date</i>	12b No. operasi pembiakan**/Tarikh pemilikan* <i>No. of breeding operation**/Tarikh pemilikan*</i>

* Negara di mana spesimen diperolehi (bagi eksport semula)
 (Country in which the specimens were taken (only in case of re-export))
 ** Hanya bagi spesimen di bawah Apendiks I yang ditangkarkan / pertiakan beradas bagi tujuan komersial
 (Only for specimens of Appendix-I species bred in captivity or artificially propagated for commercial purposes)
 * Untuk spesimen pra-konvensyen (for pre-Convention specimens)

13. PERMIT/SIJIL INI DIKELUARKAN OLEH :
 THIS PERMIT/CERTIFICATE IS ISSUED BY :

Tempat
Place

Tarikh
Date


Setem Keselamatan, tandatangan dan cop rasmi
Security Stamp, signature and official seal

14. PENGESAHAN EKSPORT / EXPORT ENDORSEMENT		15. No. bil muatan/ no. bil udara : <i>Bil of lading/Air Waybill Number</i>	
Blok (Block)	Isipadu (Volume)	Tempat Pengeksportan <i>Port of Export</i>	Tarikh <i>Date</i>
A		Tandatangan <i>Signature</i>	Cop dan Jawatan Pegawai <i>Official stamp and title</i>
B			
C			


Copy for the Management Authority of Importing Country

FIGURE D-36 Example of Malaysia CITES Permit/Certificate for Export/Re-export/Import/Other (Malaysian Timber Industry)

Malaysia CITES Permit/Certificate for Export/Re-export/Import/Other



Forestry Department
(CITES Management Authority
Sarawak, Malaysia)



**FEDERATION OF
MALAYSIA**

PERMIT / CERTIFICATE No. BTU 00000

ORIGINAL

1. Importer (name and address)

3a. Country of import


5. Special conditions

5a. Purpose of the transaction (see reverse) 5b. Security stamp N°

4. Exporter (name and address, country)

Signature of the applicant

of name, address, national seal/stamp and country of Management Authority.



**Regional Forest Office Bintulu
97000 Bintulu
Sarawak, Malaysia.**

This document is issued for Ramin (*Gonystylus* spp) part and derivatives under reservation by Malaysian government (except for logs and sawn timber)

7/8	9	10	11	11a
SCIENTIFIC NAME (genus and species) AND COMMON NAME OF ANIMAL OR PLANT	Description of specimens, including identifying marks or numbers (specimens if live)	Appendix No. and source (see reverse)	Quantity (including unit)	Total exported/Quota
A				
B				
C				
D				

12. Country of origin* Permit No. Date 12a. Country of last re-export Certificate No. Date 12b. No. of the operation ** or date of acquisition *** or

13. THIS PERMIT IS ISSUED BY:

Place _____ Date _____ Signature and Official seal _____

14. EXPORT ENDORSEMENT. 15. Bill of Lading/Air waybill Number

Block	Quantity
A	
B	
C	
D	

Part of export _____ Date _____ Signature _____ Official stamp and title _____

ORIGINAL

FIGURE D-37 Example of Malaysia CITES Permit/Certificate for Export/Re-export/Import/Other (Forestry Department)

Mexico CITES Permit/Certificate for Import/Export/Re-export/Other



				HOJA DE 1 CERTIFICADO CITES ORIGINAL No. MX													
SECRETARIA DE MEDIO AMBIENTE Y RECURSOS NATURALES		CONVENCION SOBRE EL COMERCIO INTERNACIONAL DE ESPECIES AMENAZADAS DE FAUNA Y FLORA SILVESTRES		2 VALIDO HASTA IMPORTACION EXPORTACION REEXPORTACION CTRCS													
3. Caudalario (nombre y direccion) <p style="text-align: center;">U</p>		4. Titular (nombre y direccion, pais) <p style="text-align: center;">E</p>															
5a. Pais de destino 5. Condiciones especiales Para animales vivos: Este Certificado es Valido solo si las condiciones de transporte se ajustan a las directrices CITES para el movimiento de animales vivos o, en caso del transporte serico a la reglamentacion de la IATA sobre el transporte de animales vivos. 5a. Objetivos de la transaccion 5b. Estampilla de Seguridad No.		6. Nombre, direccion y pais de la Autoridad Administrativa <p style="text-align: center;">S</p> SUBSECRETARIA DE GESTION PARA LA PROTECCION AMBIENTAL, DIRECCION GENERAL DE VIDA SILVESTRE, AV. REVOLUCION 1425 NIVEL 20, COL. TLACOPAC, DELEG. ALVARO OBREGON, 01040 - MEXICO, D.F.															
7/8 NOMBRE COMUN Y NOMBRE CIENTIFICO (genero y especie) del animal o planta 9. Descripcion parte o derivado, marcas o numeros de identificacion (edad/sexo vivos)		10. Apellido y Procedencia	11. Cambio numero de especimenes y/o peso neto (kg.)	11a. Total exportado /Cupo													
12. Pais de origen* Permisos No. Fecha		12a. Pais de la ultima reexportacion No. de certificado Fecha	12b. No. de la operacion ** o fecha de la adquisicion ***														
12. Pais de origen* Permisos No. Fecha		12a. Pais de la ultima reexportacion No. de certificado Fecha	12b. No. de la operacion ** o fecha de la adquisicion ***														
12. Pais de origen* Permisos No. Fecha		12a. Pais de la ultima reexportacion No. de certificado Fecha	12b. No. de la operacion ** o fecha de la adquisicion ***														
12. Pais de origen* Permisos No. Fecha		12a. Pais de la ultima reexportacion No. de certificado Fecha	12b. No. de la operacion ** o fecha de la adquisicion ***														
12. Pais de origen* Permisos No. Fecha		12a. Pais de la ultima reexportacion No. de certificado Fecha	12b. No. de la operacion ** o fecha de la adquisicion ***														
12. Pais de origen* Permisos No. Fecha		12a. Pais de la ultima reexportacion No. de certificado Fecha	12b. No. de la operacion ** o fecha de la adquisicion ***														
* Indicar el pais en el cual los especimenes fueron capturados o recolectados en la naturaleza, nacidos o criados en cautividad o reproducidos artificialmente (solo en caso de Reexportacion) ** Solamente para los especimenes del Apendice I nacidos y criados en cautividad con fines comerciales *** Para los especimenes pre-Convencion																	
13. ESTE CERTIFICADO ES EMITIDO POR LA AUTORIDAD ADMINISTRATIVA CITES MEXICO. DIRECCION GENERAL DE VIDA SILVESTRE.			EL DIRECTOR GENERAL FERNANDO CLEMENTE														
MEXICO, D.F. LUGAR		FECHA		FIRMA													
14. APROBACION DE LA: 15. Conocimiento de embarcador/carte de porte zero																	
<table border="1"> <thead> <tr> <th>Var. Item 7</th> <th>Cantidad</th> </tr> </thead> <tbody> <tr><td>1</td><td></td></tr> <tr><td>2</td><td></td></tr> <tr><td>3</td><td></td></tr> <tr><td>4</td><td></td></tr> <tr><td>5</td><td></td></tr> </tbody> </table>		Var. Item 7	Cantidad	1		2		3		4		5		POR LAS ADUANAS INDICADAS EN EL MANUAL DE PROCEDIMIENTOS VIGENTE, PUBLICADO EN EL DIARIO OFICIAL DE LA FEDERACION EL 26 DE MARZO DE 1999. Puerto de: FECHA FIRMA			
Var. Item 7	Cantidad																
1																	
2																	
3																	
4																	
5																	
AGM/MAC/HE/C/L		CERTIFICADO CITES No.															

FIGURE D-38 Example of Mexico CITES Permit for Export/Re-export/Import/Other

Nepal CITES Permit/Certificate for Export/Re-export/Other



 His Majesty's Government Ministry of Forests and Soil Conservation Department of Forests		No.:	
Convention on International Trade in Endangered Species of Wild Fauna and Flora		EXPORT PERMIT RE-EXPORT CERTIFICATE OTHER CERTIFICATE	
5. Applicant (name, address, country, telephone and fax nos.)		1. CITES STAMP NUMBER 2. VALID UNTIL (y / m / d)	
5. Exporter (name, address, country, telephone and fax nos.)		3. Special Conditions and Other Information <input type="checkbox"/> Endorsement by Customs Compulsory	
7. Consignee (name, address, country, telephone and fax nos.)		4. Purpose of the transaction	
8. Scientific name (genus and species)	9. Common name	10. Description of specimen, marks, and ages if live	11. Appendix
12. Source	13. Quantity & Unit	14. Export Quota	
15a. Country of origin	Permit No.	Date (y / m / d)	15b. Country of last re-export
			Certificate No.
			Date (y / m / d)
16. Pre-Convention (date of acquisition)			
17. The undersigned hereby certifies that all information given in this application is true and correct		18. This Permit/Certificate is issued by/Management Authority: Department of Forests P.O.Box : 20607, Babarmahal, Kathmandu Phone: 977-1-4227574, 4220303, 4221231, Fax: 977-1-4227374 E-mail:	
Signature Name: _____ Title: _____ Date (y / m / d)		Date of Issue (y / m / d) Stamp of Management Authority	
19. Export/Re-Export Endorsement The Customs Official inspecting shipment upon exportation/re-exportation must enter the actual quantities of specimens being exported/re-exported		20. Port of Landing/Air Way Bill Number Port of Exportation/re-exportation Total No. of Shipping Containers	
		21. Importing Customs Office Stamp, Signature and Date of the Inspecting Official Signature _____ Date _____	
ORIGINAL COPY TO BE RETAINED BY EXPORTER/IMPORTER SECOND COPY TO BE RETAINED BY CUSTOM OFFICE OF NEPAL THIRD COPY DEPARTMENT OF FORESTS RECORD COPY FOURTH COPY TO BE RETAINED BY IMPORTING CUSTOMS OFFICE			
EXPORTER/IMPORTER COPY			

FIGURE D-39 Example of Nepal CITES Permit/Certificate for Export/Re-export/Other

Nicaragua CITES Permit for Export/Re-export/Import



CONVENCIÓN SOBRE EL COMERCIO INTERNACIONAL DE ESPECIES AMENAZADAS DE FAUNA Y FLORA SILVESTRES

PERMISO N° 00000

Original

2. Válido hasta el _____

EXPORTACION

RE-EXPORTACION

IMPORTACION

3. Destinatario (nombre y dirección)

3a. País de destino


5. Condiciones especiales

Para animales vivos: Este permiso es válido sólo si las condiciones de transporte se ajustan a las directrices citas sobre el transporte de animales vivos o, en caso del transporte aéreo, a la reglamentación de la IATA sobre el transporte de animales vivos.

Estampilla de seguridad N°

4. Titular (nombre y dirección, país)

6. Nombre, dirección, sello/timbre nacional y país de la Autoridad Administrativa



Ministerio del Ambiente y Recursos Naturales (MARENA)
 Km. 12 1/2 Carretera Norte
 Apdo. no. 5123
MANAGUA NICARAGUA

7./8. NOMBRE COMUN Y NOMBRE CIENTIFICO (género y especie) DEL ANIMAL O PLANTA	9. Descripción parte o derivado; marcas o números de identificación (edad/sexo si vivos)	10. Apéndice N° y procedencia (W.C.A. o O)	11a. Cantidad: número de especímenes vivo peso neto (Kg.)	11b. Saldo del cupo/cupo anual nacional
A.				
		12 País de origen *		Permiso N° y fecha
B.				
		12 País de origen *		Permiso N° y fecha
C.				
		12 País de origen *		Permiso N° y fecha
D.				
		12 País de origen *		Permiso N° y fecha
E.				
		12 País de origen *		Permiso N° y fecha
F.				
		12 País de origen *		Permiso N° y fecha

* Indicar el país en el cual los especímenes fueron capturados o recolectados en la naturaleza, nacidos y criados en cautividad o reproducidos artificialmente (sólo en caso de reexportación).

13. ESTE PERMISO ES EMITIDO POR LA AUTORIDAD SIGUIENTE:

Lugar

Fecha

Firma

Sello y cargo oficiales

Estampilla de seguridad

14. APROBACION DE LA EXPORTACION:

Var Items 7	Cantidad
A	
B	
C	
D	
E	
F	

15. Conocimiento de embarque/carta de porte aéreo:

Puerto de exportación

Fecha

Firma



Sello y cargo oficiales

8-26

PERMISO N° 00000

FIGURE D-40 Example of Nicaragua CITES Permit for Export/Re-export/Import

Panama CITES Permit for Export/Re-export/Import

<p>LEY 14 DEL 26 DE OCTUBRE DE 1977</p> <h1>CITES</h1> <p>CONVENCIÓN SOBRE EL COMERCIO INTERNACIONAL DE ESPECIES AMENAZADAS DE FAUNA Y FLORA SILVESTRES CONVENTION ON INTERNATIONAL TRADE IN ENDANGERED SPECIES OF WILD FAUNA AND FLORA</p>		<p>REPÚBLICA DE PANAMÁ</p>  <p>INSTITUTO NACIONAL DE RECURSOS NATURALES RENOVABLES INRENARE</p>		<p>EXPORTACION Export <input checked="" type="checkbox"/></p> <p>REEXPORTACION Re-export <input type="checkbox"/></p> <p>IMPORTACION Import <input type="checkbox"/></p>	<p>PERMISO ORIGINAL ORIGINAL PERMIT</p> <p>No. 53-2000</p> <p>2. VALIDO HASTA EL Valid until</p> <p>20 Feb. 2001</p>										
<p>3. DESTINATARIO (NOMBRE Y DIRECCION, PAIS) Consignee (name and address, country)</p>		<p>4. TITULAR (NOMBRE Y DIRECCION, PAIS) Consignor (name and address, country)</p>													
<p>5. CONDICIONES ESPECIALES Special conditions</p> <p>Estampilla de seguridad 911</p>		<p>6. NOMBRE, DIRECCION, SELLO/TIMBRE NACIONAL DE LA AUTORIDAD ADMINISTRATIVA Name, address, seal/national stamp of the administrative authority</p> <p>INSTITUTO NACIONAL DE RECURSOS NATURALES RENOVABLES APARTADO 1016 - PARAIISO CORREGIMIENTO DE ANCON</p> 													
<p>7. NOMBRE COMUN DEL ANIMAL O PLANTA Common name of the animal or plant</p>	<p>8. NOMBRE CIENTIFICO DEL ANIMAL O PLANTA Scientific name of the animal or plant</p> <p>GENERO ESPECIE Genus Species</p>	<p>9. DESCRIPCION PARTE O DERIVADO MARCAS O NUMEROS DE IDENTIFICACION (EDAD, SEXO SI VIVOS) Description mark or identity number (age/sex if alive)</p>	<p>10. APENDICE No. Y PROVENIENCIA (W.C.A. o O) Appendix No. and origin</p>	<p>11. CANTIDAD: NUMERO DE ESPECIMENES Y/O PESO NETO (Kg.) Quantity number of specimens and/or weight (Kg.)</p>											
A Caoba	Swietenia Macrophylla	Tablas de madera	III W	28.28 m3											
			PAIS DE ORIGEN * Country of origin	PERMISO No. Permit No.											
			Panamá												

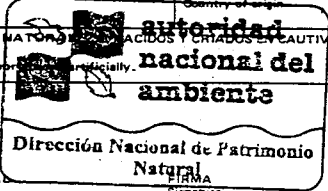

			PAIS DE ORIGEN * Country of origin	PERMISO No. Permit No.											
			PAIS DE ORIGEN * Country of origin	PERMISO No. Permit No.											
			PAIS DE ORIGEN * Country of origin	PERMISO No. Permit No.											
<p>* 12. PAIS EN EL CUAL LOS ESPECIMENES FUERON CAPTURADOS O RECOLECTADOS EN LA NATURALEZA O RECOLECTADOS EN LA NATURALEZA, NACIDOS Y CRIADOS EN CAUTIVIDAD O REPRODUCIDOS ARTIFICIALMENTE. Country where specimens were captured or collected in the wild, born and reared in captivity or reared artificially.</p>															
<p>13. ESTE PERMISO ES EMITIDO POR LA AUTORIDAD SIGUIENTE: This permit is given by the following authority</p> <p>LUGAR Panamá, Rep. de Panamá Place</p> <p>FECHA 20 noviembre de 2000 FIRMA CARGO OFICIAL Date Signature Official rank</p>															
															
<p>14. APROBACION DE LA EXPORTACION O DE LA IMPORTACION Approval of export - of import</p>			<p>15. CONOCIMIENTO DE EMBARQUE/CARTA DE PORTE AEREO Knowledge of embarkation/card of air department</p>												
<table border="1"> <tr> <th>VER ITEM 7 See items 7</th> <th>CANTIDAD Quantity</th> </tr> <tr> <td>A</td> <td>28.28 m3</td> </tr> <tr> <td>B</td> <td></td> </tr> <tr> <td>C</td> <td></td> </tr> <tr> <td>D</td> <td></td> </tr> </table>		VER ITEM 7 See items 7	CANTIDAD Quantity	A	28.28 m3	B		C		D		<p><i>Ricardo A. Rivera</i> LCDO. RICARDO A. RIVERA J. Director Nacional de Patrimonio Natural</p>			
VER ITEM 7 See items 7	CANTIDAD Quantity														
A	28.28 m3														
B															
C															
D															

FIGURE D-41 Example of Panama CITES Permit for Export/Re-export/Import

Paraguay CITES Permit/Certificate for Export/Re-export/Import/Other



CONVENCIÓN SOBRE EL COMERCIO INTERNACIONAL DE ESPECIES AMENAZADAS DE FAUNA Y FLORA SILVESTRES

PERMISO / CERTIFICADO N° 000000

EXPORTACION
 RE-EXPORTACION
 IMPORTACION
 OTRO:

Original

2. Válido hasta el _____



3. Importador (nombre y dirección)			4. Exportador / reexportador (nombre y dirección, país)				
3a. País de importación			Firma del solicitante				
5. Condiciones especiales <small>Para animales vivos: Este permiso o certificado es válido sólo si las condiciones de transporte se ajustan a las Directrices CITES sobre el transporte de animales vivos o, en caso de transporte aéreo, a la Reglamentación de la IATA sobre el transporte de animales vivos.</small>			 <p>Oficina CITES-Paraguay Calle Azara 1888 esq. Gral Aquino ASUNCIÓN, PARAGUAY</p>				
5a. Fin de la transacción (Véase al dorso)		5b. Estampilla de seguridad N°					
7./8. NOMBRE CIENTÍFICO (género y especie) Y NOMBRE COMUN DEL ANIMAL O PLANTA.		9. Descripción de los especímenes: marcas o números de identificación (edad/sexo, si vivos)		10. Apéndice y origen (véase al dorso)	11. Cantidad (incluso la unidad de medida)	11a. Total exportador/ Cupo	
7./8.		9.		10.	11.	11a.	
A	12. País de origen *	Permiso N°	Fecha	12a. País de la última reexportación	N° de certificado	Fecha	12b. N° de la operación * * o fecha de adquisición * * *
	7./8.	9.	10.	11.	11a.		
B	12. País de origen *	Permiso N°	Fecha	12a. País de la última reexportación	N° de certificado	Fecha	12b. N° de la operación * * o fecha de adquisición * * *
	7./8.	9.	10.	11.	11a.		
C	12. País de origen *	Permiso N°	Fecha	12a. País de la última reexportación	N° de certificado	Fecha	12b. N° de la operación * * o fecha de adquisición * * *
	7./8.	9.	10.	11.	11a.		
D	12. País de origen *	Permiso N°	Fecha	12a. País de la última reexportación	N° de certificado	Fecha	12b. N° de la operación * * o fecha de adquisición * * *
	7./8.	9.	10.	11.	11a.		
* País en el que los especímenes fueron recolectados en la naturaleza, criados en cautividad o reproducidos artificialmente (sólo en caso de reexportación) * * Solamente para los especímenes de especies incluidas en el Apéndice I criados en cautividad o reproducidos artificialmente con fines comerciales * * * Para los especímenes preconvencción							
13. PERMISO EXPEDIDO POR:							
Lugar		Fecha		Estampilla de seguridad, firma y sello oficiales			
14. APROBACION DE LA EXPORTACION:				15. N° de conocimiento de embarque/carta de porte aéreo:			
Sección	Cantidad						
A							
B							
C							
D							
Puerto de exportación / reexportación				Fecha	Firma	Sello y cargo oficiales	

FIGURE D-42 Example of Paraguay CITES Permit for Export/Re-export/Import

Peru CITES Permit/Certificate for Export/Re-export/Import/Other




CONVENCIÓN SOBRE EL COMERCIO INTERNACIONAL DE ESPECIES AMENAZADAS DE FAUNA Y FLORA SILVESTRES

PERMISO / CERTIFICADO N° 0000

EXPORTACION
 RE-EXPORTACION
 IMPORTACION
 OTRO:

Original

2. Válido hasta el _____

3. Importador (nombre y dirección)	4. Exportador (nombre y dirección, país)
3a. País de importación	5. Nombre, dirección, sello/título nacional y país de la Autoridad Administrativa
5. Condiciones especiales	 <p>Instituto Nacional de Recursos Naturales (INRENA) Calle Diecisiete N° 355 (Los Petirrojos) Urbanización El Palomar San Isidro – Apartado Postal 4452 LIMA 27 PERÚ</p>
5a. Fin de la transacción (Véase al dorso)	5b. Estampilla de seguridad N°

7./8. NOMBRE CIENTÍFICO (género y especie) Y NOMBRE COMUN DEL ANIMAL O PLANTA.	9. Descripción de los especímenes: marcas o números de identificación (edad/sexo, si vivos)	10. Apéndices y origen (véase al dorso)	11. Cantidad (incluso la unidad de medida)	11a. Total exportado Cupe
7./8.	9.	10.	11.	11a.

A	12. País de origen *	Permiso N°	Fecha	12a. País de la última reexportación	N° de certificado	Fecha	12b. N° de la operación * * * fecha de adquisición * * *
7./8.	9.	10.	11.	11a.			
B	12. País de origen *	Permiso N°	Fecha	12a. País de la última reexportación	N° de certificado	Fecha	12b. N° de la operación * * * fecha de adquisición * * *
7./8.	9.	10.	11.	11a.			
C	12. País de origen *	Permiso N°	Fecha	12a. País de la última reexportación	N° de certificado	Fecha	12b. N° de la operación * * * fecha de adquisición * * *
7./8.	9.	10.	11.	11a.			
D	12. País de origen *	Permiso N°	Fecha	12a. País de la última reexportación	N° de certificado	Fecha	12b. N° de la operación * * * fecha de adquisición * * *
7./8.	9.	10.	11.	11a.			

* País en el que los especímenes fueron recolectados en la naturaleza, criados en cautividad o reproducidos artificialmente (sólo en caso de reexportación)
* * * Solamente para los especímenes de especies incluidas en el Apéndice I criados en cautividad o reproducidos artificialmente con fines comerciales
* * * Para los especímenes preconvencción

13. PERMISO EXPEDIDO POR:

 Lugar Fecha Estampilla de seguridad, firma y sello oficiales

14. APROBACION DE LA EXPORTACION: 15. N° de conocimiento de embarque/carta de porte aéreo:

Sección	Cantidad
A	
B	
C	
D	


 Puerto de exportación Fecha Firma Sello y cargo oficiales

FIGURE D-43 Example of Peru CITES Permit for Export/Re-export/Import/Other

United States CITES Permit/Certificate for Export/Re-export/Other

CITES Not. No.2001/095 Dec. 19, 2001

FORM 3-201A (1/97)



**CONVENTION ON
INTERNATIONAL TRADE IN
ENDANGERED SPECIES OF
WILD FAUNA AND FLORA**

EXPORT PERMIT
 RE-EXPORT CERTIFICATE
 OTHER CERTIFICATE (see block 9)

Page 1 of _____

1. Original Permit/Certificate No. _____

2. Valid until _____

3. Permittee (name and address, country) _____

4. Consignee (name and address, country) _____

SAMPLE

5. Special Conditions
MUST COMPLY WITH ATTACHED GENERAL PERMIT CONDITIONS.

5a. Purpose of Transaction _____

5b. Security No. _____

6. U.S. Management Authority
 DIVISION OF MANAGEMENT AUTHORITY
 U.S. FISH AND WILDLIFE SERVICE
 DEPARTMENT OF THE INTERIOR
 WASHINGTON, D.C. 20240
 UNITED STATES OF AMERICA

SAMPLE

For live animals, only valid if the transport conditions comply with the CITES Guidelines for Transport of Live Animals or, in the case of air transport, with IATA Live Animals Regulations.

Issuing Date _____ United States Management Authority
 AUTHORITY: Endangered Species Act of 1973 (16 USC 1531 et. seq.)

1. Common Name and Scientific name (genus and species) of Animal or Plant A. Common Name _____ Scientific Name _____	9. Description of Part or Derivative, including identifying marks or numbers (age/sex if live) _____	10. Appendix No. and Source _____ 11. Quantity (including units) _____ 11a. Total Exported/Quota _____
12. Country of Origin _____ Permit/Certificate No. _____	Date of Issue _____	12b. Breeding Operation No. _____
12a. Country of Last Re-export _____ Re-export Certificate No. _____	Date of Issue _____	12c. Pre-Convention: Date of Acquisition _____
B. Common Name _____ Scientific Name _____	9. _____	10. _____ 11. Quantity (including units) _____ 11a. Total Exported/Quota _____
12. Country of Origin _____ Permit/Certificate No. _____	Date of Issue _____	12b. Breeding Operation No. _____
12a. Country of Last Re-export _____ Re-export Certificate No. _____	Date of Issue _____	12c. Pre-Convention: Date of Acquisition _____

13. Export / Re-export Endorsement:
 The official who inspects shipment upon exportation / re-exportation must enter the total quantities of specimens being exported / re-exported in this block.

See Block 7	Quantity
A	_____
B	_____

14. Bill of Lading/Air Way-Bill Number _____

Port of Exportation / Re-exportation _____

Total No. of Shipping Containers _____

15. This document valid only with inspecting official's ORIGINAL stamp, signature and date in this block.

Inspecting Official's Stamp, Signature and Date _____

004127

FIGURE D-44 Example of United States CITES Permit/Certificate for Export/Re-export/Other (printed on security paper)

United States CITES Permit/Certificate for Export/Re-export/Other


FORM 3-201A (1/97)  CONVENTION ON INTERNATIONAL TRADE IN ENDANGERED SPECIES OF WILD FAUNA AND FLORA		<input type="checkbox"/> EXPORT PERMIT <input type="checkbox"/> RE-EXPORT CERTIFICATE <input type="checkbox"/> OTHER CERTIFICATE(see block 9)		Page _____ of _____ 1. Original Permit/Certificate No. 2. Valid until							
3. Permittee (name and address, country)			4. Consignee (name and address, country)								
5. Special Conditions			5a. Purpose of Transaction		5b. Security Stamp No.						
			6. U.S. Management Authority OFFICE OF MANAGEMENT AUTHORITY U.S. FISH AND WILDLIFE SERVICE DEPARTMENT OF THE INTERIOR WASHINGTON, D.C. 20240 UNITED STATES OF AMERICA								
For live animals, only valid if the transport conditions comply with the CITES Guidelines for Transport of Live Animals or, in the case of air transport, with IATA Live Animals Regulations.			Issuing Date _____ United States Management Authority AUTHORITY: Endangered Species Act of 1973 (16 USC 1531 et. seq.)								
7/8. Common Name and Scientific name (genus and species) of Animal or Plant		9. Description of Part or Derivative, including identifying marks or numbers (age/sex if live)		10. Appendix No. and							
Scientific Name _____		9.		10.							
				11. Quantity (including units)							
				11a. Total Exported/Quota							
12. Country of Origin		Permit/Certificate No.	Date of Issue	12b. Breeding Operation No.							
12a. Country of Last Re-export		Re-export Certificate No.	Date of Issue	12c. Pre-Convention: Date of Acquisition							
Common Name		9.		10.							
Scientific Name _____				11. Quantity (including units)							
				11a. Total Exported/Quota							
12. Country of Origin		Permit/Certificate No.	Date of Issue	12b. Breeding Operation No.							
12a. Country of Last Re-export		Re-export Certificate No.	Date of Issue	12c. Pre-Convention: Date of Acquisition							
13. Export / Re-export Endorsement: The official who inspects shipment upon exportation / re-exportation must enter the total quantities of specimens being exported / re-exported in this block.		14. Bill of Lading/Air Way-Bill Number Port of Exportation / Re-exportation Total No. of Shipping Containers		15. This document valid only with inspecting official's ORIGINAL stamp, signature and date in this block. _____ Inspecting Official's Stamp, Signature and Date							
<table border="1"> <tr> <td>See Block 7</td> <td>Quantity</td> </tr> <tr> <td> </td> <td> </td> </tr> <tr> <td> </td> <td> </td> </tr> </table>		See Block 7	Quantity								
See Block 7	Quantity										

FIGURE D-45 Example of United States CITES Permit/Certificate for Export/Re-export/Other

Venezuela CITES Permit for Export/Re-export

CITES: CONVENCIÓN SOBRE EL COMERCIO INTERNACIONAL DE ESPECIES AMENAZADAS DE FAUNA Y FLORA SILVESTRES
 Convention on International Trade in Endangered Species of Wild Fauna and Flora

1) TITULAR DEL PERMISO (NOMBRE Y DIRECCIÓN, PAÍS):
 Holder of the permit (Name and address, country):

2) ASIGNADO A: (NOMBRE Y DIRECCIÓN)
 Granted to (Name and address):

3) CONDICIONES ESPECIALES
 Special conditions:

DESCRIPCIÓN DEL (LOS) ESPECIMEN (ES)
 Description of the specimen (s)

a) COMÚN Common name		b) CIENTÍFICO - Genérico Scientific name - Generic	c) ESPECIE Species	7) PARTI O DERIVADO, MARCA O NÚMERO DE IDENTIFICACION (EDAD, SEXO SI ES VIVO) Part or derivative, mark or identification number (age, sex if alive)	8) APENDICE No. Y PROCEDENCIA (V.C.A. o O) Appendix No. and origin	9) CANTIDAD NUMERO DE ESPECIMENES Y/O PESO NETO (kg) Quantity number of specimens and/or weight (kg)
1)						
2)						
3)						
4)						
5)						
6)						
7)						
8)						
9)						
10)						

10) LUGAR DE PROCEDENCIA DE LOS ESPECIMENES:
 Place of origin of the specimens:

11) PUERTO O AEROPUERTO DE EMBARQUE:
 Port of export of specimens:

12) PAÍS DE ORIGEN DE LOS ESPECIMENES:
 Single country of the specimens:

13) PUERTO O AEROPUERTO DE DESEMBARQUE:
 Port of arrival of landing:

14) AUTORIDAD ADMINISTRATIVA QUE CONCEDE EL PERMISO
 Administrative authority granting the permit:

15) FIRMA:
 Signature:

DIRECTOR GENERAL SECTORIAL DE ADMINISTRACIÓN DEL AMBIENTE
 General director of the management of the environment

(SELLO)
 Stamp office

16) LUGAR: CARACAS - VENEZUELA
 Place

17) FECHA:
 Date: D M A
 Day Month Year

SOLO PARA USO DEL CONTROL DE ENTRADA
 Only for official use

MINISTERIO DE HACIENDA (ADJUNA) Ministry of Public Treasury (custom)		MINISTERIO DE LA DEFENSA - RESGUARDO NACIONAL F.A.C. Ministry of the Defense	
18) VERIFICACION: Verification: <input type="checkbox"/> COLUMNAS 6,7,8 y 9 Items 6,7,8 and 9	19) DATOS DEL FUNCIONARIO: Identification of the employee	20) DATOS DEL FUNCIONARIO: Identification of the employee	21) DATOS DEL FUNCIONARIO: Identification of the employee
22) CONOCIMIENTO DE DESEMBARQUE/ CARTA DE PORTE AEREO O MARITIMO. Knowledge of landing / Card of air or maritime departure.	23) APELLIDOS Y NOMBRES: Surname and name	24) APELLIDOS Y NOMBRES: Surname and name	25) APELLIDOS Y NOMBRES: Surname and name
	26) CARGO: Position	27) CARGO: Position	28) CARGO: Position
	(SELLO) Stamp office	(SELLO) Stamp office	(SELLO) Stamp office
	29) FIRMA: Signature	30) FIRMA: Signature	31) FIRMA: Signature
	32) FECHA: Date	33) FECHA: Date	34) FECHA: Date
35) OBSERVACIONES: Remarks			

FORMA - 43 - 118 - (03/84) CITES LEY 03 DE MAYO DE 1976 003-00844(03/84)

FIGURE D-46 Example of Venezuela CITES Permit for Export/Re-export



Appendix E

Harmonized System of the World Customs Organization

Contents

Introduction [page E-1](#)

Harmonized System of World Customs Organization (HS) Codes [page E-1](#)

Introduction

This appendix contains the Harmonized System of the World Customs Organization (HS) codes describing and coding goods in trade.

Harmonized System of World Customs Organization (HS) Codes

The following Harmonized System of World Customs Organization (HS) codes are referred to in the *CITES I-II-III Timber Species Manual*.

HS Code 44.03

Wood in the rough, whether or **not** stripped of bark or sapwood, or roughly squared.

HS Code 44.06

Railway or tramway sleepers of wood.

HS Code 44.07

Wood sawn or chipped lengthwise, sliced or peeled, whether or **not** planed, sanded or finger-jointed, of a thickness exceeding 6 mm.

HS Code 44.08

Veneer sheets and sheets for plywood (whether or **not** spliced) and other wood sawn lengthwise, sliced or peeled, whether or **not** planed, sanded or finger-jointed, of a thickness **not** exceeding 6 mm.

HS Code 44.12.13

Plywood consisting solely of sheets of wood, each ply **not** exceeding 6mm in thickness, and with at least one outer ply of tropical wood specified in Subheading Note¹.

HS Code 44.12.14

Plywood consisting solely of sheets of wood, each ply **not** exceeding 6 mm in thickness, and with at least one outer ply of non-coniferous wood.

HS Code 44.12.22

Other (meaning one ply or more, that is greater than 6 mm in thickness), with at least one outer ply of non-coniferous wood, and with at least one ply of tropical wood specified in Subheading Note ¹.

1 Subheading Note 1: For the purposes of subheadings 4403.41 to 443.49, 4407.24 to 440729, 4408.31 to 4408.39, and 4412.13 to 4412.99, the expression "etropical wood" means one of the following types of wood: Abura, Acajou d'Afrique, Afrormosia, Ako, Alan, Andiroba, Aningre, Avodire, Azobe, Balau, Balsa, Bosse Clair, Bosse Fonce, Cativo, Cedro, Dabema, Dark Red Meranti, Dibetou, Doussie, Framire, Freijo, Fromager, Fuma, Geronggang, Ilomba, Imbuia, Ipe, Iroko, Jaboty, Jelutong, Jequitiba, Jongkong, Kapur, Kempas, Keruing, Kosipo, Kotibe, Koto, Light Red Meranti, Limba, Louro, Macaranduba, Mahogany, Makore, Mandioquiera, Mansonia, Mengkulang, Meranti Bakau, Merawan, Merbau, Merpauh, Mersawa, Moabi, Niangon, Nyatoh, Obeche, Okoume, Onzabilli, Orey, Ovengkol, Ozigo, Padauk, Paldao, Palissandre de Guatemala, Palissandre de Para, Palissandre de Rio, Palissandre de Rose, Pau Amarelo, Pau Marfim, Pulai, Puhah, Quaruba, Ramin, Sapelli, Saqui-Saqui, Sepetir, Sipo, Sucupira, Suren, Teak, Tauari, Tiama, Tola, Virola, White Lauan, White Meranti, White Seraya, Yellow Meranti.



Appendix F

Commodity Recognition and Wood Identification

Contents

Introduction	page F-1
Procedures	page F-2
Materials Needed	page F-2
Identification	page F-2
CITES Appendix I Protected Timber Species	page F-3
Abies guatemalensis (Guatemalan fir)	page F-3
Araucaria araucana (monkey puzzle tree)	page F-4
Dalbergia nigra (Brazilian rosewood)	page F-5
Fitzroya cupressoides (alerce)	page F-7
Pilgerodendron uviferum (pilgerodendron)	page F-8
Pilgerodendron uviferum (pilgerodendron)	page F-8
CITES Appendix II Protected Timber Species	page F-10
Caesalpinia echinata (pernambuco)	page F-10
Caryocar costaricense (ajillo)	page F-11
Gonystylus spp. (ramin)	page F-12
Guaiacum spp. (lignum vitae)	page F-13
Oreomunnea pterocarpa (gavilan)	page F-15
Pericopsis elata (Afrormosia)	page F-16
Platymiscium pleiostachyum (cristobal, granadillo)	page F-17
Pterocarpus santalinus (red sandalwood, redsanders)	page F-18
Swietenia humilis (Mexican mahogany)	page F-19
Swietenia macrophylla (bigleaf mahogany)	page F-20
Swietenia mahogani (Caribbean mahogany)	page F-23
CITES Appendix III Protected Timber Species	page F-24
Bulnesia sarmientoi (gaiacwood)	page F-24
Dalbergia retusa (Nicaraguan rosewood)	page F-26
Dalbergia stevensonii (Honduran rosewood)	page F-27
Dipteryx panamensis (tonka bean)	page F-28
Magnolia liliifera var. obovata	page F-29
Magnolia liliifera var. obovata	page F-29
Podocarpus neriifolius (podocarp)	page F-30
Tetracentron sinense (tetracentron)	page F-31

Introduction

This appendix is a synopsis for wood identification of articles and commodities derived from CITES Appendix I, II, and III timber species. Wood identification is a difficult task. Become more familiar with wood by using this synopsis.

Procedures

Materials Needed

You will need the following materials to identify the wood, since the process usually **cannot** be accurately performed with the naked eye:

- ◆ 14X power hand lens
- ◆ Sharp knife (pen knife or utility knife)
- ◆ Single-edge razor blade

Identification

If you suspect the commodity or article is something **other than** invoiced, then attempt to verify the article. If you are having difficulty with the identification, then contact a PPQ Regional Botanist (CBP contact a PPQ Regional Botanist through proper channels) for assistance.

Follow each step below to identify the wood:

1. Use a sharp knife or razor blade to slice the end or cross grain (transverse section) of a piece of lumber.
2. Examine the sliced wood with a hand lens.
3. Check to see if the wood sample has vessels (pores).
4. Compare what you view through the lens with the specific CITES Appendix I, Appendix II, or Appendix III protected timber species examples on the following pages.
5. Verify the features of your sample with the features listed in the accompanying description for each wood species.

CITES Appendix I Protected Timber Species

Examples of CITES Appendix I protected timber species follow. Use the following descriptions and examples of protected CITES Appendix timber for comparison with timber or article presented for import or re-export.

Abies guatemalensis (Guatemalan fir)

Abies guatemalensis (Guatemalan fir) is a softwood.

To identify the wood, check the following:

- ◆ Heartwood is light brown
- ◆ Latewood is prominent (see **Figure F-1** below)
- ◆ Resin canals are absent
- ◆ Wood is light in color, soft, and lightweight




FIGURE F-1 Example of *Abies guatemalensis* (Guatemalan fir) Wood Cross Section

***Araucaria araucana* (monkey puzzle tree)**

Araucaria araucana (monkey puzzle tree) is a softwood.

To identify the wood, check the following:

- ◆ Heartwood pinkish- to light brownish-red
- ◆ Latewood is absent or barely visible
- ◆ Resin canals are absent
- ◆ Wood is soft and lightweight



Photo by Alex Wiedenhoef

FIGURE F-2 Example of *Araucaria araucana* (Monkey puzzle tree) Wood Cross Section

Dalbergia nigra (Brazilian rosewood)

Dalbergia nigra (Brazilian rosewood) is a hardwood.

To identify the wood, check the following:

- ◆ Odor is pleasant, faintly sweet or spicy
- ◆ Parenchyma: aliform paratracheal parenchyma present; banded apotracheal parenchyma with prominent bands, irregularly spaced; parenchyma arrangements vary considerably
- ◆ Rays medium-storied
- ◆ Vessels large, relatively numerous
- ◆ Wood is **not** ring porous
- ◆ Wood is dark brown to black with darker streaks, hard, and heavy

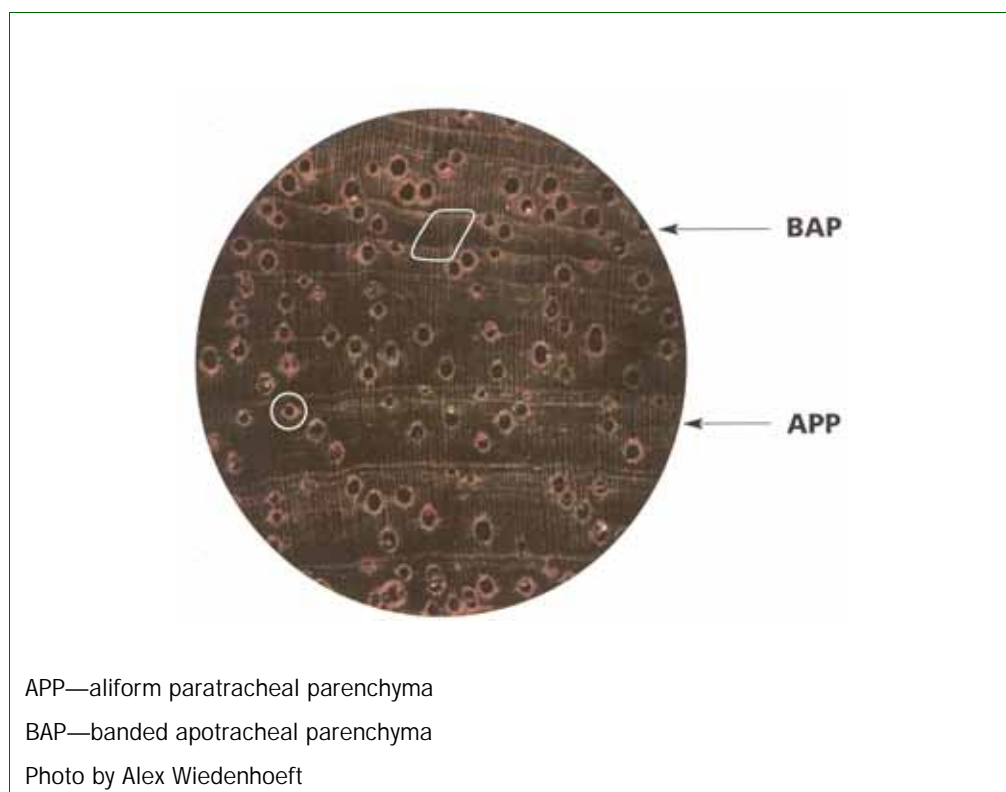


FIGURE F-3 Example of *Dalbergia nigra* (Brazilian rosewood) Wood Cross Section



Photo by Bud Petit de Manage

FIGURE F-4 *Dalbergia nigra* (Brazilian rosewood) Rough Sawn Lumber



Photo by Bud Petit de Manage

FIGURE F-5 *Dalbergia nigra* (Brazilian rosewood) Rough Sawn Lumber

Fitzroya cupressoides (alerce)

Fitzroya cupressoides (alerce) is a softwood.

To identify the wood, check the following:

- ◆ Heartwood is dark red to reddish brown
- ◆ Latewood is in relatively narrow bands; transition is abrupt between earlywood and latewood (see **Figure F-6**)
- ◆ Resin canals are absent
- ◆ Wood is moderately hard and heavy

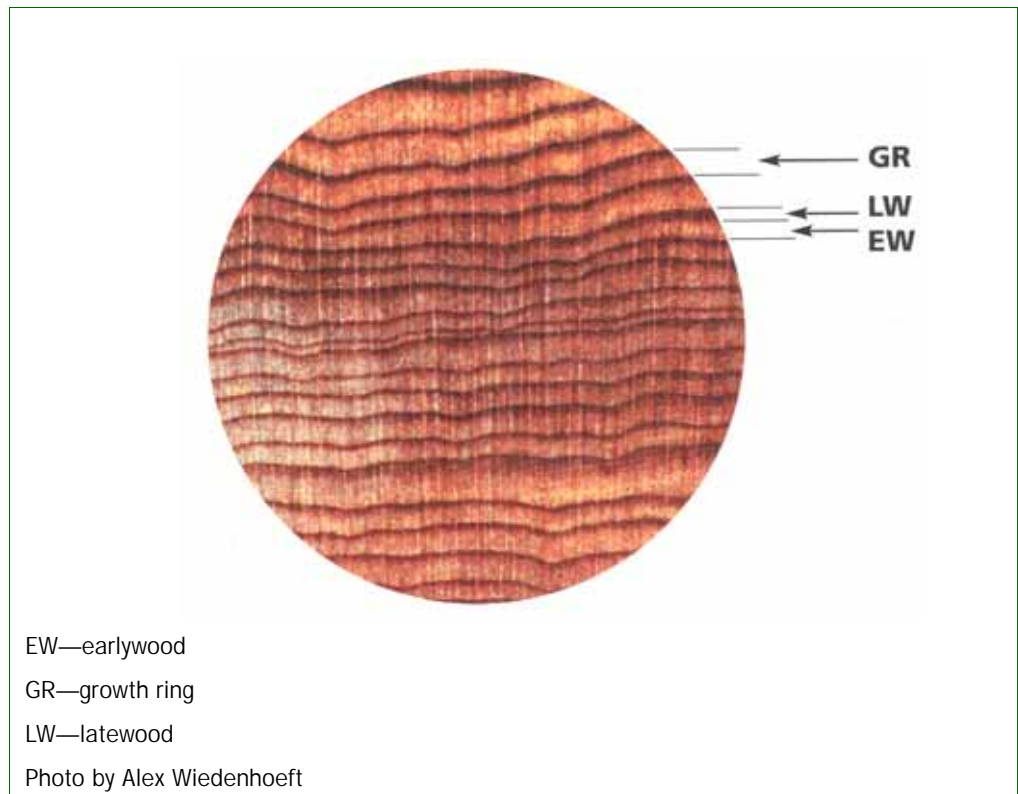


FIGURE F-6 Example of *Fitzroya cupressoides* (Alerce) Wood Cross Section

***Pilgerodendron uviferum* (pilgerodendron)**

Pilgerodendron uviferum (pilgerodendron) is a softwood.

The description and an example are **not** yet available.

***Podocarpus parlatorei* (Parlatore's podocarp)**

Podocarpus parlatorei (Parlatore's podocarp) is a softwood.

To identify the wood, check the following:

- ◆ Heartwood is light brown or tan
- ◆ Resin canals are absent
- ◆ Wood is light in color, relatively soft and lightweight



FIGURE F-7 Example of *Podocarpus parlatorei* (Parlatore's podocarp) Wood Cross Section

CITES Appendix II Protected Timber Species

Examples of CITES Appendix II timber species follow.

Caesalpinia echinata (pernambuco)

Caesalpinia echinata (pernambuco) is a hardwood.

The description and an example are **not** yet available.

Caryocar costaricense (ajillo)

Caryocar costaricense (ajillo) is a hardwood.

To identify the wood, check the following:

- ◆ Heartwood is moderately hard and heavy
- ◆ Parenchyma: banded apotracheal parenchyma in short, patchy bands
- ◆ Rays are **not** storied
- ◆ Tyloses are present
- ◆ Vessels and vessel multiples are arranged diffusely and may be clogged with bubbles
- ◆ Wood is **not** ring porous
- ◆ Wood is light tan to light brown

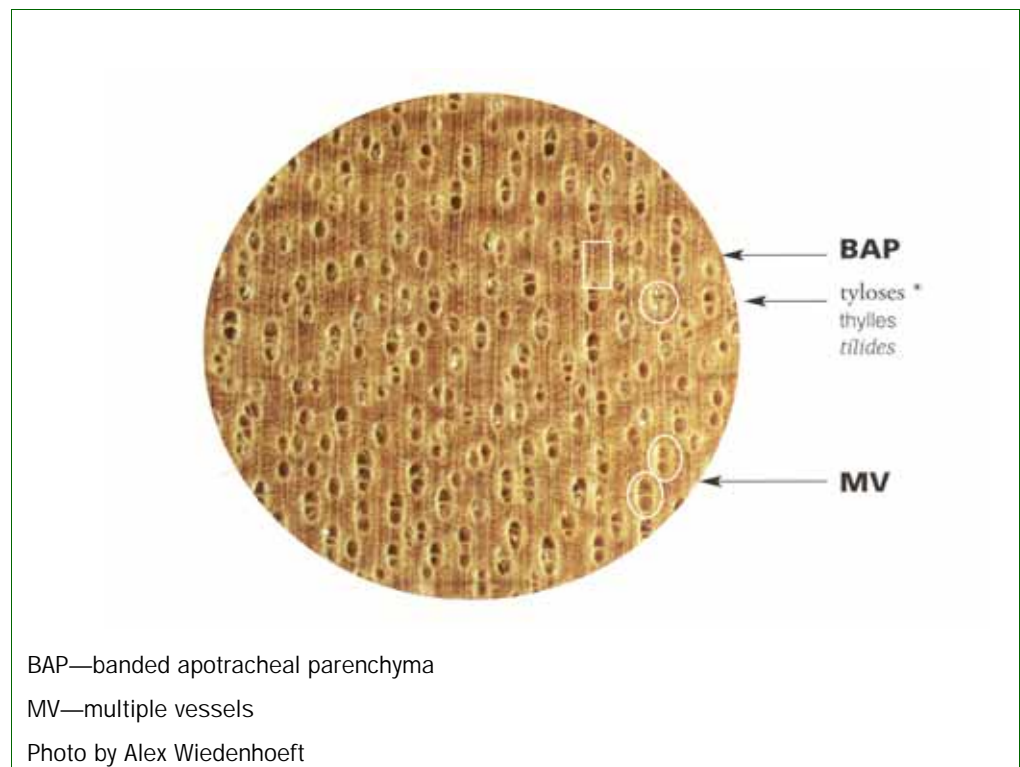


FIGURE F-8 Example of *Caryocar costaricense* (Ajillo) Wood Cross Section

Gonystylus spp. (ramin)

Gonystylus spp. (ramin) is a hardwood.

To identify the wood, check the following:

- ◆ Heartwood is whitish to pale yellow
- ◆ Parenchyma: distinct aliform parenchyma; marginal parenchyma sometimes present
- ◆ Wood is **not** ring porous
- ◆ Vessels are mostly solitary; some in radial multiples of 2 or 3
- ◆ Wood is moderately hard and heavy

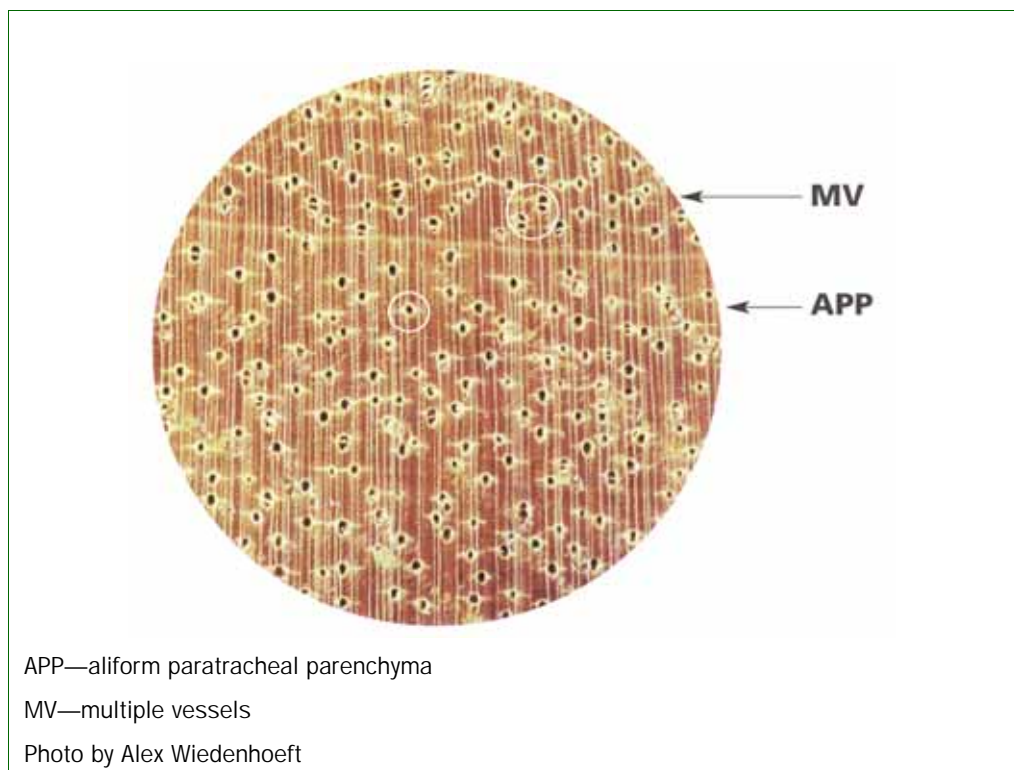


FIGURE F-9 Example of *Gonystylus* spp. (Ramin) Wood Cross Section

Guaiacum spp. (*lignum vitae*)



Although all species of *Guaiacum* are protected under CITES Appendix II, **only** two examples are shown in this appendix.

Guaiacum spp. (*lignum vitae*) is a hardwood.

To identify the wood, check the following:

- ◆ Heartwood ranges from dark greenish to black or dark brown
- ◆ Rays are fine-storied
- ◆ Vessels are small, barely visible, and mostly solitary
- ◆ Wood is **not** ring porous
- ◆ Wood is extremely hard and heavy




Photo by Alex Wiedenhoef

FIGURE F-10 Example of *Guaiacum officinale* (Commoner *lignum vitae*) Wood Cross Section



FIGURE F-11 Example of *Guaiacum sanctum* (Holy lignum vitae) Wood Cross Section

Oreomunnea pterocarpa (gavilan)

Oreomunnea pterocarpa (gavilan) is a hardwood.

To identify the wood, check the following:

- ◆ Heartwood color is light brown
- ◆ Parenchyma: banded apotracheal parenchyma is present in long, wavy bands
- ◆ Rays are **not** storied
- ◆ Vessels mostly solitary, in radial or angled files
- ◆ Wood is **not** ring porous
- ◆ Wood is relatively soft and lightweight

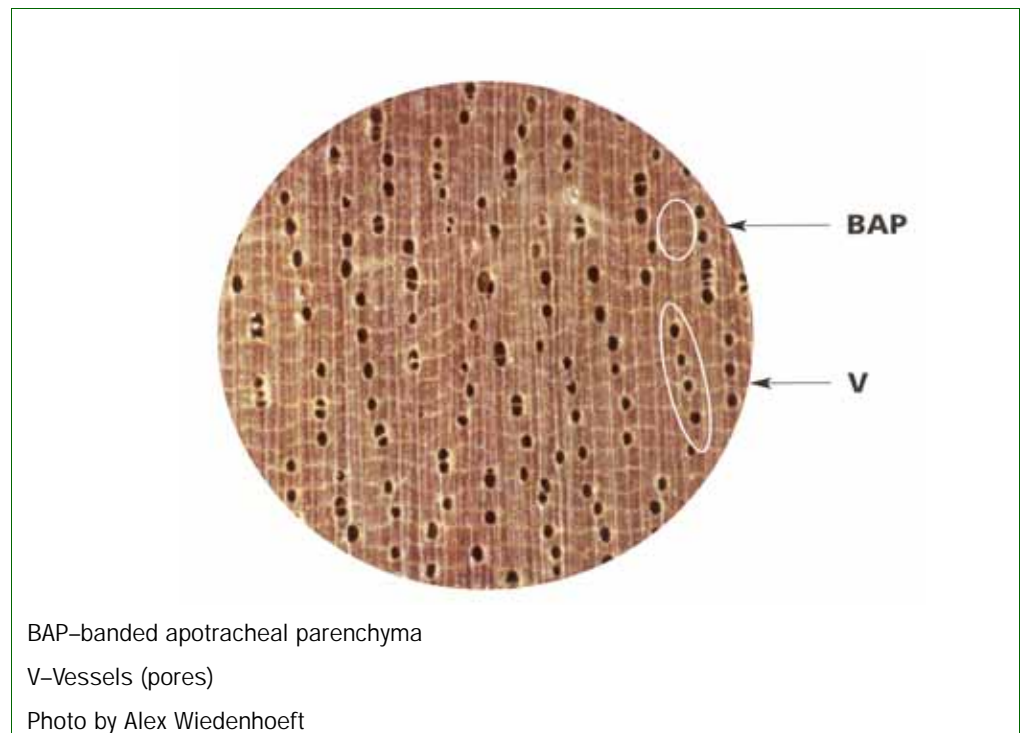


FIGURE F-12 Example of *Oreomunnea pterocarpa* (Gavilan [Walnut]) Wood Cross Section

Pericopsis elata (Afrormosia)

Pericopsis elata (Afrormosia) is a hardwood.

To identify the wood, check the following:

- ◆ Heartwood is medium to dark brown
- ◆ Parenchyma: aliform paratracheal parenchyma and confluent paratracheal parenchyma are present
- ◆ Rays are medium-storied (often hard to detect)
- ◆ Vessels are numerous (barley visible to the naked eye)
- ◆ Wood is **not** ring porous
- ◆ Wood is moderately hard and heavy

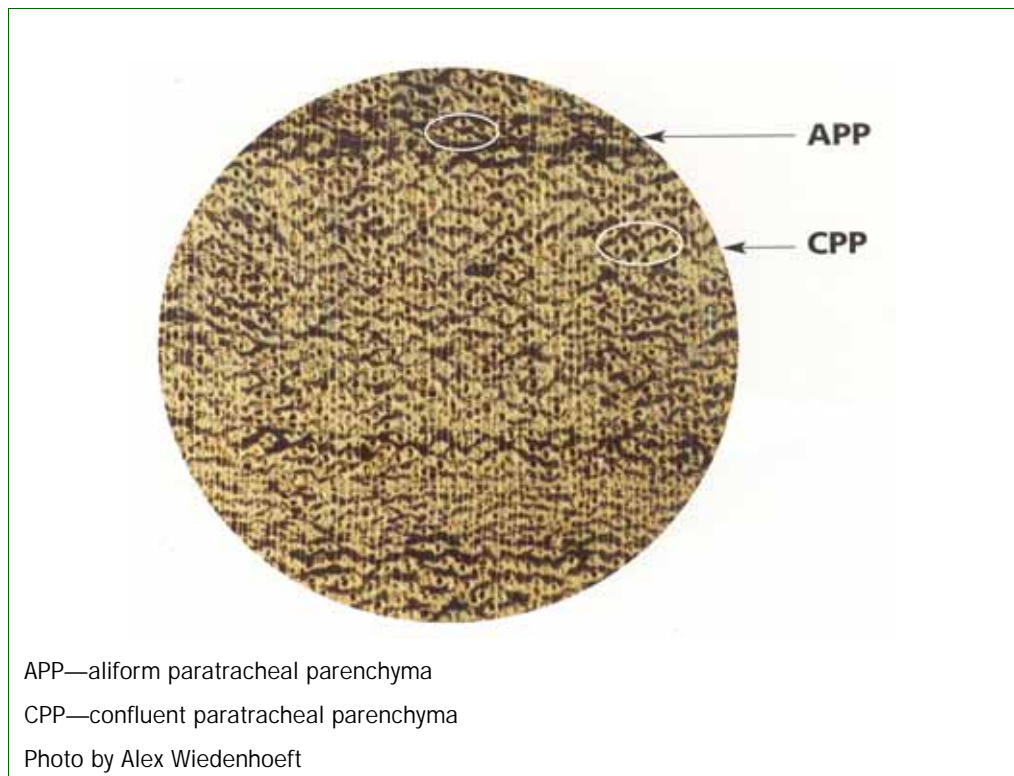


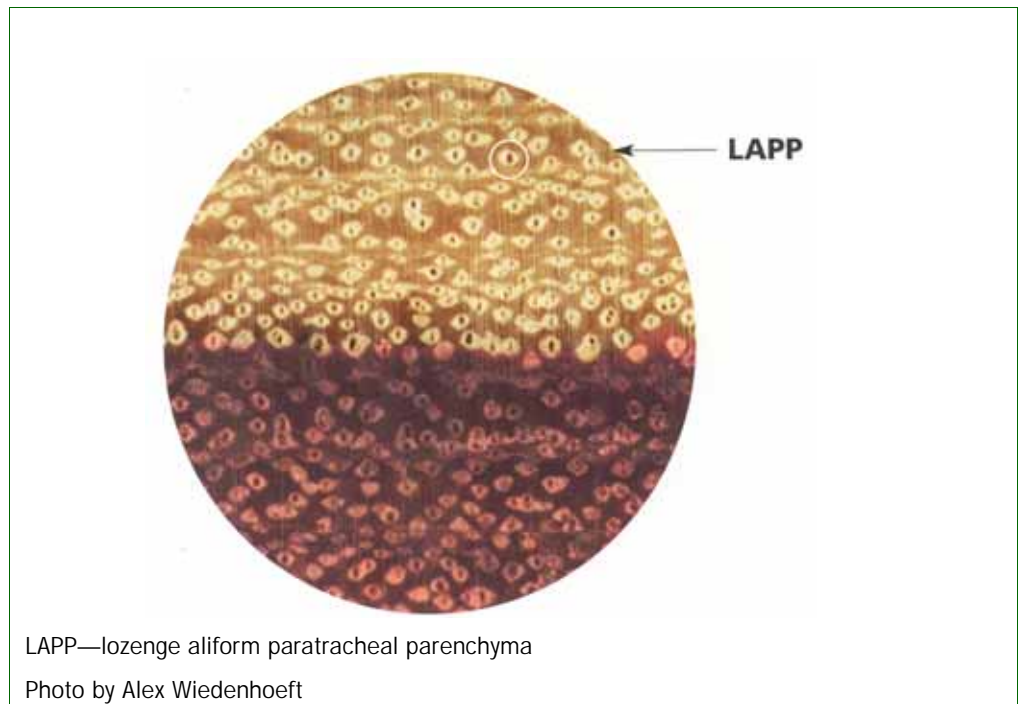
FIGURE F-13 Example of *Pericopsis elata* (Afrormosia) Wood Cross Section

***Platymiscium pleiostachyum* (cristobal, granadillo)**

Platymiscium pleiostachyum (cristobal, granadillo) is a hardwood.

To identify the wood, check the following:

- ◆ Heartwood is reddish brown, usually with a purplish cast
- ◆ Parenchyma: lozenge aliform paratracheal parenchyma are present
- ◆ Rays are storied medium
- ◆ Vessels are large and numerous (visible to the naked eye)
- ◆ Wood is **not** ring porous
- ◆ Wood is hard and heavy



LAPP—lozenge aliform paratracheal parenchyma

Photo by Alex Wiedenhoeft

FIGURE F-14 Example of *Platymiscium pleiostachyum* (Cristobal, Granadillo) Wood Cross Section

***Pterocarpus santalinus* (red sandalwood, redsanders)**

Pterocarpus santalinus (red sandalwood, redsanders) is a hardwood.

To identify the wood, check the following:

- ◆ Heartwood is dark red to reddish brown
- ◆ Parenchyma: aliform paratracheal parenchyma and prominent banded apotracheal parenchyma are present
- ◆ Rays are medium-storied
- ◆ Vessels are large and numerous
- ◆ Wood is **not** ring porous
- ◆ Wood is very hard and heavy

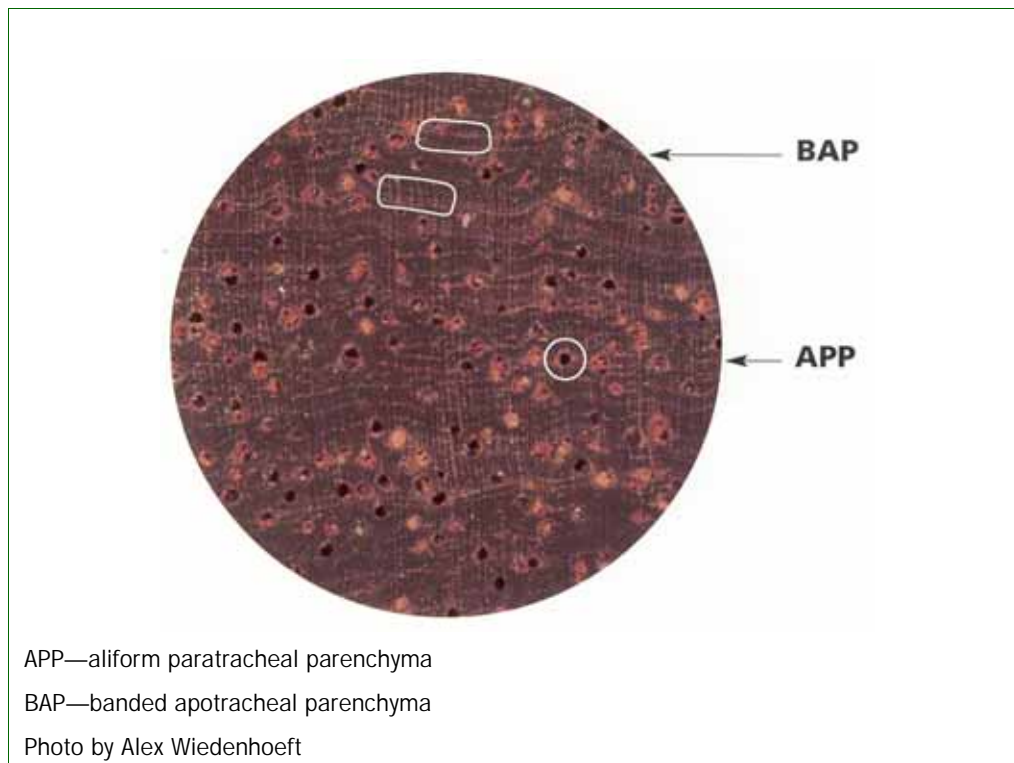


FIGURE F-15 Example of *Pterocarpus santalinus* (Red sandalwood, Redsanders) Wood Cross Section

Swietenia humilis (Mexican mahogany)

Swietenia humilis (Mexican mahogany) is a hardwood.

To identify *Swietenia humilis*, confirm the following:

- ◆ Heartwood is reddish brown
- ◆ Parenchyma: prominent marginal parenchyma are present
- ◆ Rays are coarse-storied
- ◆ Vessels are large (easily visible with the naked eye), often in two or three radial multiples; black or red deposits are common in vessels
- ◆ Wood is **not** ring porous
- ◆ Wood is moderately hard and heavy

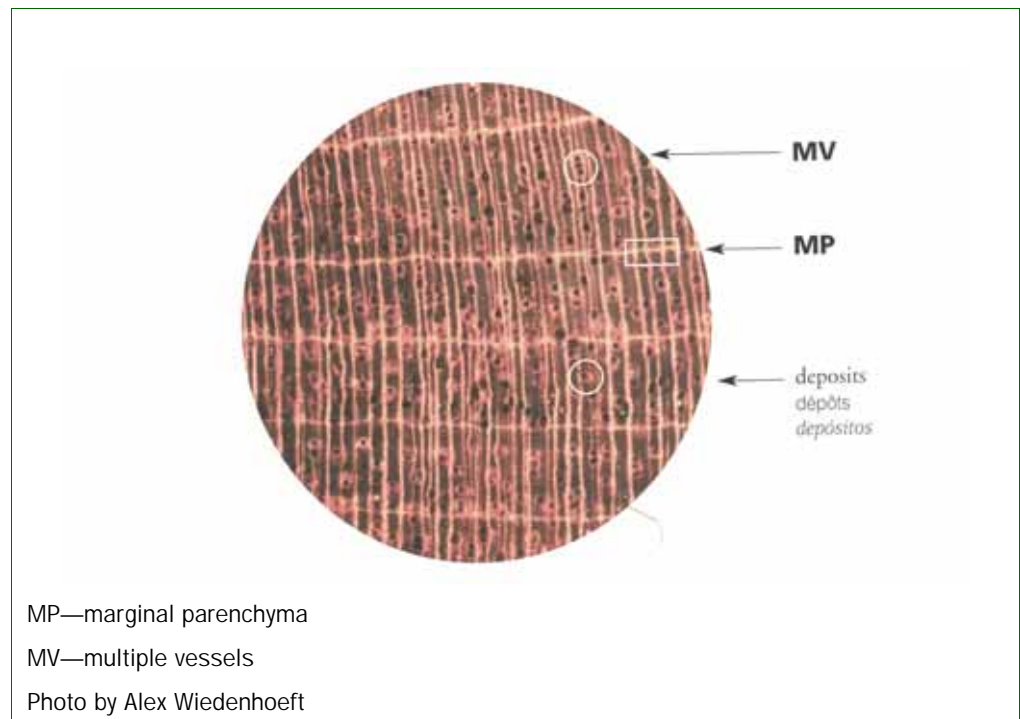


FIGURE F-16 Example of *Swietenia humilis* (Mexican mahogany) Wood Cross Section

Swietenia macrophylla (bigleaf mahogany)

Swietenia macrophylla (bigleaf mahogany) is a hardwood.

To identify the wood, check the following:

- ◆ Heartwood is reddish brown
- ◆ Parenchyma: prominent marginal parenchyma
- ◆ Rays are coarse-storied
- ◆ Vessels are large (easily visible with naked eye), often in multiples of 2 or 3
- ◆ Wood is moderately hard and heavy

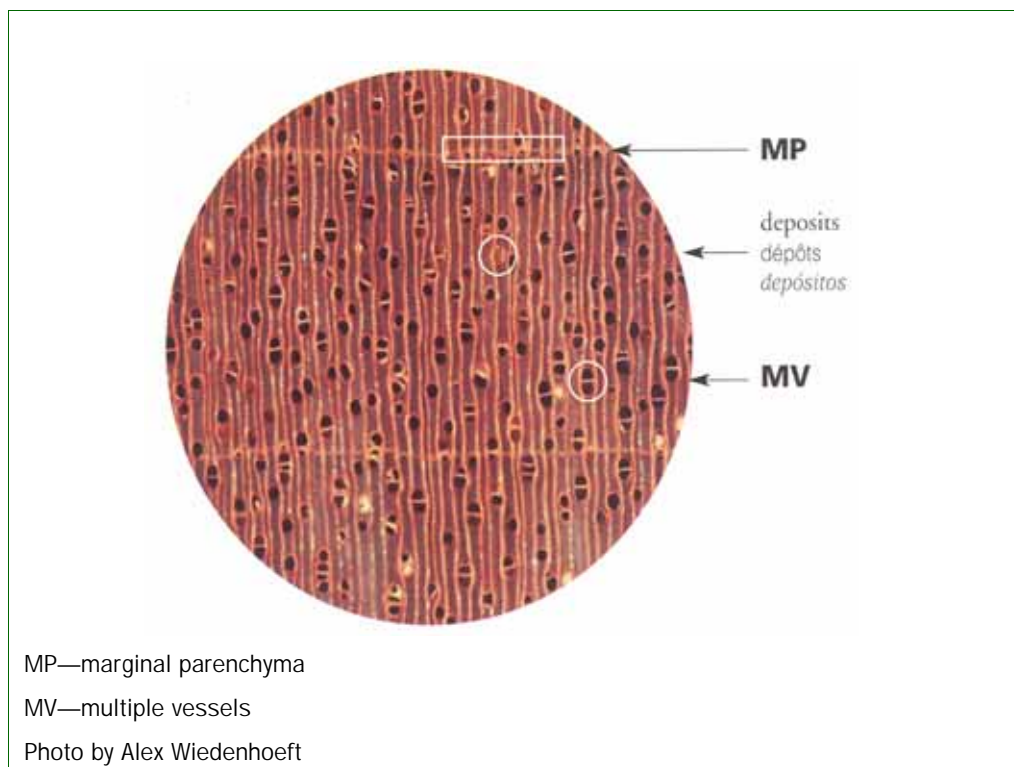


FIGURE F-17 Example of *Swietenia macrophylla* (Bigleaf mahogany) Wood Cross Section



FIGURE F-18 *Swietenia macrophylla* (bigleaf mahogany) Lumber



FIGURE F-19 *Swietenia macrophylla* (bigleaf mahogany) Lumber



Photo by Bud Petit de Mange

FIGURE F-20 *Swietenia macrophylla* (bigleaf mahogany) Lumber



Photo by Bud Petit de Mange

FIGURE F-21 *Swietenia macrophylla* (bigleaf mahogany) Lumber

Swietenia mahogani (Caribbean mahogany)

Swietenia mahogani (Caribbean mahogany) is a hardwood.

To identify the wood, check the following:

- ◆ Heartwood is reddish brown
- ◆ Parenchyma: prominent marginal parenchyma
- ◆ Rays are usually coarse-storied, but sometimes **not** storied
- ◆ Vessels are large (visible with the naked eye), often with radial multiples of two or three; reddish black or white deposits common
- ◆ Wood is **not** ring porous
- ◆ Wood is moderately hard and heavy

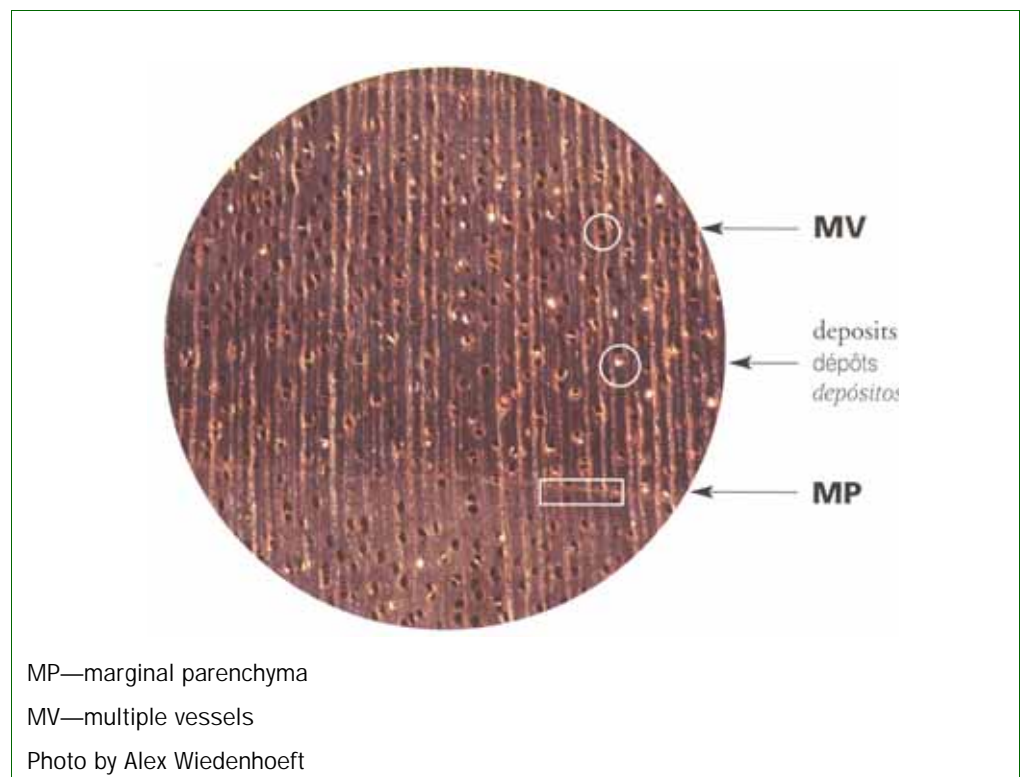


FIGURE F-22 Example of *Swietenia mahogani* (Caribbean mahogany) Wood Cross Section

CITES Appendix III Protected Timber Species

Bulnesia sarmientoi (gaiacwood)

Bulnesia sarmientoi (gaiacwood) is a hardwood.

The description and an example are **not** yet available.

Cedrela odorata (Spanish cedar)

Cedrela odorata (Spanish cedar) is a hardwood.

To identify the wood, check the following:

- ◆ Heartwood is pale pinkish- to reddish brown (sometimes with a purplish tinge)
- ◆ Odor is distinctive, spicy cedar
- ◆ Parenchyma: paratracheal parenchyma forms a thin ring around the vessels; marginal parenchyma forms thick bands
- ◆ Rays are **not** storied
- ◆ Wood is ring porous
- ◆ Wood is relatively soft and moderately heavy to light

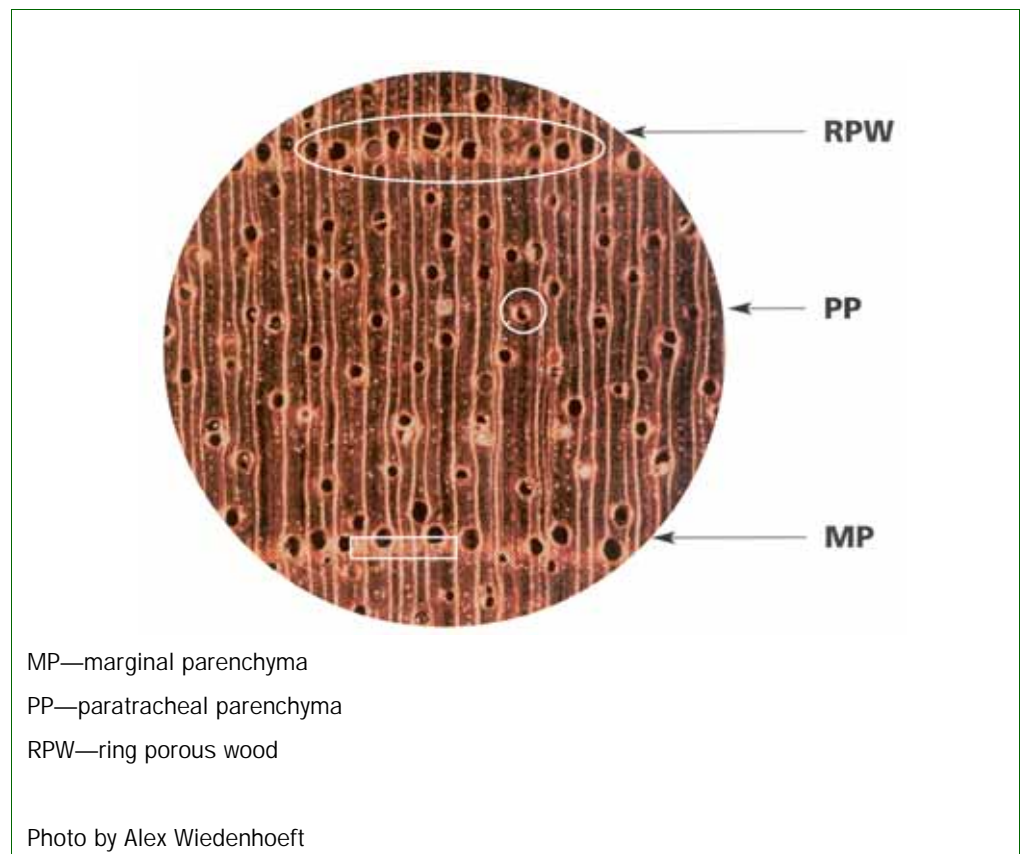


FIGURE F-23 Example of *Cedrela odorata* (Spanish cedar) Wood Cross Section

***Dalbergia retusa* (Nicaraguan rosewood)**

Dalbergia retusa (Nicaraguan rosewood) is a hardwood.

The description and an example are **not** yet available.

***Dalbergia stevensonii* (Honduran rosewood)**

Dalbergia stevensonii (Honduran rosewood) is a hardwood.

The description and an example are **not** yet available.

***Dipteryx panamensis* (tonka bean)**

Dipteryx panamensis (tonka bean) is a hardwood.

The description and an example are **not** yet available.

Magnolia liliifera* var. *obovata

Magnolia liliifera var. *obovata* is a hardwood.

To identify the wood, check the following:

- ◆ Heartwood is light brown, sometimes with a greenish tinge
- ◆ Parenchyma: marginal parenchyma is present and conspicuous
- ◆ Rays are **not** storied
- ◆ Vessels are often in multiples
- ◆ Wood is **not** ring porous
- ◆ Wood is moderately hard and heavy

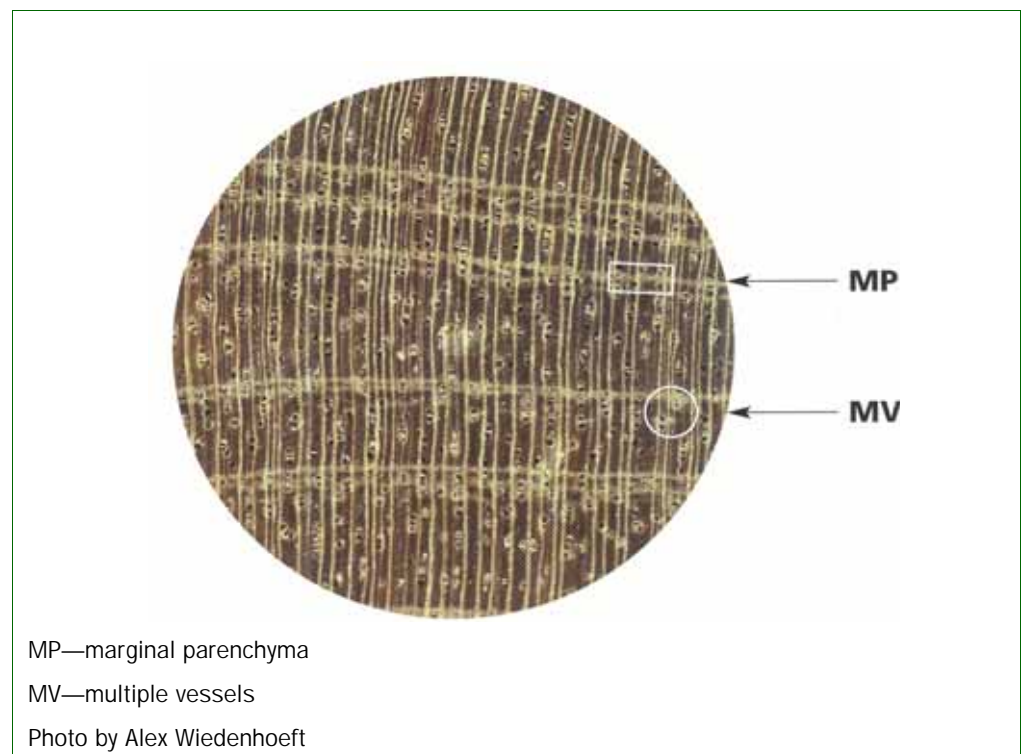


FIGURE F-24 Example of *Magnolia liliifera* var. *obovata* (Ramin) Wood Cross Section

***Podocarpus neriifolius* (podocarp)**

Podocarpus neriifolius (podocarp) is a softwood.

To identify the wood, check the following:

- ◆ Heartwood is light brown or tan
- ◆ Resin canals are absent
- ◆ Wood is light in color; soft, and lightweight



Photo by Alex Wiedenhoeft

FIGURE F-25 Example of *Podocarpus neriifolius* (Podocarp) Wood Cross Section

***Tetracentron sinense* (tetracentron)**

Tetracentron sinense (tetracentron) is a hardwood.

The description and an example are **not** yet available.



Appendix G

Maintenance of the Manual

Contents

Introduction	page G-1
Revisions to Manuals	page G-1
Advance Notices	page G-1
Immediate Updates	page G-2
New Editions	page G-2
Keeping the Manual Current	page G-2
Control Data	page G-2
Transmittal Memos	page G-2
Responsibilities of Manual Users	page G-3

Introduction

This appendix contains information about updates to the manual. Manual updates are available electronically on the PPQ Manuals Unit Web site at the following URL:

http://www.aphis.usda.gov/import_export/plants/manuals/index.shtml

Revisions to Manuals

PPQ's Manuals Unit issues revisions by e-mail transmittal memo that identify and contain an Adobe Acrobat pdf copy of the pages updated or refer the manual user to the Manuals Unit Web site to download a pdf copy of the updated manual.

Advance Notices

Advance notices are issued when the revisions are **not** urgent or are extensive (more than 6 pages).

Transmittals (by e-mail or memorandum) for advance notices contain the following information:

- ◆ Transmittal number (used to track updates)
- ◆ Alert to users that the manual has been updated
- ◆ Purpose of the revision
- ◆ Instructions for any hard copy manuals to print and add new pages and/or remove old pages and replace with new ones

Immediate Updates

Immediate updates are issued when the revisions are urgently needed and cover 6 pages or less.

Transmittals (by e-mail) for immediate updates usually contain the following information:

- ◆ Transmittal number (used to track updates)
- ◆ Purpose of the immediate update
- ◆ Supersede statement
- ◆ List of the updated pages
- ◆ Instructions to add new papers and to remove old pages and replace with new ones
- ◆ Attachment containing the updated pages

New Editions

New editions of manuals are scheduled at fixed intervals—barring budgetary constraints—at least every 4 years or when the percentage of updated pages exceeds 30 percent of the entire manual.

Keeping the Manual Current

There are three ways to track revisions to your manual: control data, transmittal memos, and the .

Control Data

The manual has control data positioned at the bottom of most pages. The control data contains the month, year, and transmittal number. New editions of manuals **always** start with -01. The transmittal number increases by 1 for each manual update.

03/2006-01	◆ 03/2006 is the month and year the manual was issued
PPQ	◆ -01 is the transmittal number

FIGURE G-1 Example of Manual Control Data

Transmittal Memos

All new editions and updates are accompanied by transmittal memos that list the transmittal number. You may want to individually print, file, and retain a copy of each e-mail transmittal update.

Responsibilities of Manual Users

Electronic copies of each manual are revised and maintained by the Manuals Unit and are available on PPQ's Manuals Unit Web site at the following address:

http://www.aphis.usda.gov/import_export/plants/manuals/index.shtml

If your work location requires that you print and maintain a hard copy from the posted electronic copy, then continue below.

Paper Copy Maintenance

If you maintain a hard (paper) copy of *CITES I-II-III Timber Species Manual*, then the manual **must** be kept up-to-date. If you fail to keep the manual at your work location updated, you run the risk of making a decision that provides the opportunity for an outbreak of an exotic disease. Your diligence is a crucial part of this process.

When an update is issued electronically, do the following:

1. Read the transmittal e-mail and pages that are part of the transmittal to understand the purpose of the revision. all revisions are marked with a change bar as located to the left of this sentence, except for changes to the Table of Contents, List of Figures, List of Tables, and Index.
2. Add new pages or remove and replace with the revised pages on the same day you receive the transmittal.
3. If required locally, numerically file the transmittal e-mail or memorandum.
4. If you have missed a transmittal, check the Manuals Unit Web site first: http://www.aphis.usda.gov/ppq/manuals/online_manuals.html.

Glossary

Definitions

Aliform paratracheal parenchyma (APP)—an arrangement of parenchyma cells, as seen in cross section, that are grouped around pores and form wing-like lateral extensions.

Artificially propagated—timber taken from trees grown in monospecific plantations.

Apotracheal parenchyma (AP)—longitudinal (axial) parenchyma that is **not** associated with pores.

Banded apotracheal parenchyma (AP)—layer or band of parenchyma cells **not** associated with the vessels within a growth ring.

Banded parenchyma—parenchyma cells that collectively appear as thin lines when viewed in cross section.

CITES Appendix I—includes species threatened with extinction. Trade in specimens of these species is permitted **only** in exceptional circumstances; commercial trade is prohibited.

CITES Appendix II—includes species **not** necessarily threatened with extinction, but in which trade **must** be controlled in order to avoid utilization incompatible with their survival.

CITES Appendix III—includes species that are protected in at least one country which has asked other CITES parties for assistance in controlling the trade of these species.

Confluent paratracheal parenchyma (CPP)—an arrangement of parenchyma cells that completely surrounds a vessel and extends to connect another vessel appearing as bands when viewed in cross section.

Convention (CITES)—The Convention on the International Trade in Endangered Species of Wild Fauna and Flora.

Conventions—standard formats used in the manual, such as advisories, boldface, examples, etc.

Country of origin—country from which the tree was cut or removed.

Deposits—metabolites that accumulate in cells of wood.

Earlywood (EW)—first formed position of single growth ring, located on the inside portion of a growth ring. Characterized by large cells and low density.

Engaged in commercial business—trade for the purpose of selling, bartering, collecting, or otherwise as a livelihood or enterprise for gain or profit.

General Permit (GP)—This permit has expired. The General Permit has been replaced by the **Protected Plant Permit (PPP)**.

Growth ring (GR)—the layer of wood added to the stem during one growth period.

Hardwood—woods from broad-leaved trees in the botanical group angiosperms, characterized by having vessels. Also referred to as porous woods.

Harmonized System of the World Customs Organization (HS)—an international numerical system of tariff codes.

Heartwood—wood associated with the central portion of a mature tree, and **no** longer conducts sap. Infiltration of various organics impart a darker color to this wood.

Latewood (LW)—later formed portion of a growth ring located on the outside portion of the growth ring. Characterized by smaller cells and higher density.

Logs—all wood in the rough whether or **not** stripped of bark or sapwood, or roughly squared for processing, notably into sawn wood, pulpwood, or veneer sheets.

Lozenge aliform paratracheal parenchyma (LAPP)—aliform paratracheal parenchyma that forms a lozenge shape.

Lumber (sawn wood)—wood sawn or chipped lengthwise, sliced or peeled, whether or **not** planed, sanded, or finger-jointed, of a thickness exceeding 6mm.

Management Authority—a national authority designated in accordance with CITES Article IX as competent to grant permits and certificates.

Marginal parenchyma—cells of parenchyma forming a line at the beginning or end of the growth ring.

Multiple vessel (MV)—several vessels adjacent and in-line to one another.

Paratracheal parenchyma (PP)—parenchyma that is associated with and often surrounds the vessels.

Parenchyma—thin-walled wood cells noted for storage of food reserves appearing light-colored when grouped together, or in continuous bands when viewed in cross section.

Party—a State for which the present Convention has entered into force.

Phloem—tissue of the inner bark that conducts food upward through the tree.

Plywood—consisting of three or more sheets of wood that is glued and pressed one on the other and generally disposed so the grains of successive layers are at an angle.

Pore—cross-section of a hardwood vessel.

Protected Plant Permit (PPP)—USDA-issued permit required for the commercial trade of CITES or ESA regulated terrestrial plants.

Radial—a direction in wood perpendicular to the longitudinal grain direction.

Radial section—a section of wood cut in a plane parallel to the rays.

Ray—flattened bands of tissue extending horizontally in a radial plan seen in cross section radiating in a direction from the center toward the bark of a tree.

Re-export—export of any specimen that has previously been imported.

Resin canal—tubular passageways in the wood of some softwoods.

Ring porous wood (RPW)—wood in which an arrangement of larger pores are concentrated in the earlywood and smaller pores are found in the latewood.

Sawn wood—See **Lumber (sawn wood)**.

Scientific authority—a national authority designated in accordance with CITES Article IX as responsible for determining if trade will be detrimental to the survival of the species.

Seizure date—date CBP or PPQ determines a shipment warrants forfeiture procedures and verifies the physical location of the shipment as either in a CBP- or PPQ-owned, leased, or approved facility within a Customs-bonded operation.

Single vessel—a vessel that is **not** adjacent to or touching another vessel.

Softwood—wood without vessels produced by coniferous trees in the botanical group gymnosperms. Also referred to as nonporous woods.

Species—any species, subspecies, or geographically separate population thereof.

Storied ray (SR)—rays arranged side-by-side forming horizontal rows which appear as undulant bands seen in tangential section. There are three categories of storied rays: fine (more than 6 rows of rays per millimeter (mm)); medium (more 3 to 6 rows of rays per mm); coarse (2 rows or less per mm).

Tangential section—section of wood cut in a plane perpendicular to the rays.

Trade—to export, re-export, or import.

Transverse section (cross section)—section of wood cut in a plane across the grain.

Tyloses—bubble-like structures that form in the vessels of certain hardwood species.

Veneer—thin layers of wood of uniform thickness, usually 6 mm or less, usually peeled or sliced for use in making plywood, for veneering furniture, veneer containers, etc.

Vessel (V)—a longitudinal conductive passageway formed by an aligned series of vessel elements.

Index

Numerics

- 16 USC 1538 4-4, A-7
- 50CFR 1-4, A-7, A-38, A-40
50CFR 23 4-4, A-7, A-9, 3-17, 4-4, A-7, A-9
- 7CFR 1-4, A-7
7CFR 319 2-2, 2-19, 2-23, 2-31, 1-4, 4-2, A-9,
1-4, A-38, A-40

A

- Abies guatemalensis* (Guatemalan fir)
Appendix I list 2-4, 3-5
common names 2-8, 3-9, 2-10, 3-11
documents required for import 2-19, 2-20, 2-21,
3-19, 3-20, 3-21
wood identification and example F-3

Acts

- bonded release A-38
Civil Asset Forfeiture Reform Act of 2000 1-3
remission and mitigation A-40

Addresses

- National CITES Coordinator 4-12

Afrormosia

- See *Pericopsis elata*

Ajillo

- See *Caryocar costaricense*

Alerce

- See *Fitzroya cupressoides*

Almendo

- See *Dipteryx panamensis*

Annex 1, Conference Resolution 12.3 B-16

Annex 2, standard CITES form B-17

Appendix I 2-18

- collect associated documents 3-40
Conference Resolutions B-1
confirm article for import is protected 2-10, 3-11,
2-4, 3-5
definition 1-1, H-i, 2-18, 3-18
Federal Phytosanitary Certificate 3-2, 3-19, 3-24,
3-32, 3-40
guidelines for import 2-1, 3-2
immediate export 3-51, 2-3
list of common names 2-8, 3-9, 2-4, 3-5, A-7
procedures for re-export 3-4, 3-18
recognition and identification F-3
transportation and exportation to Canada or
Mexico 3-51
violations 4-4

Appendix II

- collect associated documents 3-40
Conference Resolutions B-1
confirm article for import is protected 2-10, 3-11,
3-5
definition 1-1, H-i, 2-22, 3-23
Federal Phytosanitary Certificate 3-2, 3-19, 3-24,
3-32, 3-40
guidelines for import 2-1
immediate export 3-51, 2-3
list of CITES violations and regulations A-7, 2-8,
3-9, 2-4, 3-5
procedures for re-export 3-4
recognition and identification F-10
transportation and exportation to Canada or
Mexico 3-51
violations 4-4

Appendix III

- collect associated documents 3-40
Conference Resolutions B-1
confirm article for import is protected 2-10, 3-11,
2-4
definition 1-1, H-i, 2-30, 3-31
Federal Phytosanitary Certificate 3-2, 3-19, 3-24,
3-32, 3-40
guidelines for import 2-1
immediate export 3-51, 2-3
list of common names 2-8, 3-9, 2-5, 3-6, A-7
procedures for re-export 3-4
recognition and identification F-24
transportation and exportation to Canada or
Mexico 3-51
violations 4-4

Araucaria araucana (monkey puzzle tree)

- Appendix I list 2-4, 3-5
common names 2-8, 3-9, 2-10, 3-11
documents required for import 2-19, 2-20, 2-21,
3-19, 3-20, 3-21
wood identification and example F-4



Argentina permit/certificate D-10

Articles

- acquired prior to Appendix III CITES listed 2-30, 2-18, 2-22, 3-31
- Appendix I plantation grown trees 2-18, 2-22, 2-30, 3-31
- Pre-Convention 2-18, 2-22, 2-30, 3-18, 3-23, 3-31

Authenticity

- CITES document verification 2-50, D-2, 3-45

Authority 2-17

- authenticating modified permit/certificate 2-50
- determine if port designated for CITES timber importation 2-17
- regulatory 1-3, 1-4
- USFWS DMA 2-57

B

Barbados permit/certificate D-11

Belize permit/certificate D-12

Bigleaf mahogany

- See *Swietenia macrophylla*

Board feet conversion C-1

Bolivia permit/certificate D-13

Bonded release A-38

Brazil permit/certificate D-14

Brazilian rosewood 2-4, 3-5

Bulnesia sarmientoi (gaiacwood)

- Appendix III list 2-5, 3-6
- common names 2-8, 3-9, 2-10, 3-11
- documents required for import 2-31, 2-33, 2-34, 2-35, 2-36, 3-32

C

Caesalpinia echinata (pernambuco)

- Appendix II list 2-4, 3-5
- common names 2-8, 3-9, 2-11, 3-12
- documents needed for importation 2-23, 3-24

Cameroun permit/certificate D-15

Canada 3-51, D-16

Cargo

- inspection of shipment for import 2-55
- re-export shipment inspection 3-47

Cargo paperwork

- documents to collect 2-49
- Re-export Certificate verification 3-46
- re-export documents to collect 3-41

Caribbean mahogany

- See *Swietenia mahogani*

Caryocar costaricense (ajillo)

- Appendix II list 3-5
- common names 2-8, 3-9, 2-11, 3-12
- documents required for import 2-24, 2-25, 3-24, 3-25, 3-26
- wood identification and example F-11

Cedrela odorata (Spanish cedar)

- Appendix III list 2-5, 3-6
- common names 2-8, 3-9, 2-11, 3-12
- documents required for import 2-31, 2-37, 2-38, 3-32, 3-34
- wood identification and example F-25

Certificate of Artificial Propagation

- Appendix I documents required for import 2-18, 2-22, 2-30

Certificate of Origin

- CITES document verification 2-51
- documents required for import 2-30, 2-43, 3-28, 3-35, 3-37
- validation period 2-51

Certified Mail A-25

Chile permit/certificate D-18

China permit/certificate D-19

CITES Coordinator, National 4-9, 4-12

CITES database 2-51, 3-7

CITES documents

- authorized quantities on 2-54
- distribution 2-57, 3-50
- filing system 2-2
- required for import 2-18

A

B

C

D

E

F

G

H

I

J

K

L

M

N

O

P

Q

R

S

T

U

V

W

X

Y

Z

- CITES Export Permit
 Appendix I imports 2-18, 2-22, 3-23, 2-30
 confirm legal import 3-43
 documents associated with shipment 3-40
 illegible or not endorsed 3-43
 legal import 3-43
 special conditions 3-21, 3-30, 3-39
 validation period 2-51
- CITES Identification Guide--Tropical Woods 2-6
- CITES Import Permit
 documents needed for legal import 2-18, 2-21, 3-18, 3-21
- CITES Re-export Certificate
 altered or modified 3-44
 confirm legal importation 3-43
 FWS cover letter to permittee D-4
 verification 3-45
- CITES Specialists 2-16, 2-29, 4-2, 4-6, 4-13, 4-15, 4-20
- CITES Wood Specialists 2-7, 3-8
- Colombia 3-34, 3-35, D-20
- Commercial business
 documents required for Appendix I import 2-19, 2-20, 3-20, 2-23, 2-24, 2-26, 2-28, 3-24, 3-25, 3-29, 2-38, 2-44, 2-45, 3-34, 3-36, 3-41
 violation 4-2
- Commercial shipments
 inspection 3-47
- Commercial trade 2-18, 2-49, 3-18, 3-21, 3-41
- Commodity 2-6, 2-10, 3-2, 3-11, F-1
 unit of measure 2-54
- Common names 2-8, 3-9
- Conference Resolutions
 10.13, Implementation of the Convention for Timber Species B-1, B-4
 Annex 1 B-16
 addendum to 10.13 B-3
 Annex 2, Standard CITES Form B-16
- Confirmation
 article for import is protected 2-10, 3-11
 identify of timber or articles for import 2-4, 3-5
 legal importation 3-43
 violation exists 4-4, 4-5
- Congo permit/certificate D-21, D-22
- Consignee
 CITES document verification 2-51, 3-45
 middleman both U.S. and Canadian or Mexican 3-51
 PPQ Form 518, Report of Violation A-9
- Convention (CITES)
 bonded release A-38
 definition H-i
 enforcement 1-1
 remission and mitigation A-40
- Conventions (Manual) 1-6
- Conversion formulas
 cubic feet of lumber to cubic meters C-2, C-3
 square feet of veneer to square meters C-2, C-3
- Costa Rica permit/certificate D-23
- Cote d'Ivoire permit/certificate D-24
- Cristobal
 See *Platymiscium pleiostachyum*
- Cuba permit/certificate D-25
- Custody
 seized material \$10,000 or less value A-43, A-38
-
- D**
- Dalbergia nigra* (Brazilian rosewood)
 Appendix I list 2-4, 3-5
 common names 2-8, 3-9, 2-11, 3-12
 documents required for import 2-19, 2-20, 2-21, 3-19, 3-20, 3-21
 wood identification and example F-7
- Dalbergia retusa* (Nicaraguan rosewood)
 Appendix III list 2-5, 3-6
 common names 2-8, 3-9, 2-12
 documents required for import 2-31, 2-39, 2-40
- Dalbergia Stevensonii* (Honduran rosewood)
 documents required for import 2-31
- Dalbergia stevensonii* (Honduran rosewood)
 Appendix III list 2-5, 3-6
 common names 2-8, 3-9, 2-12
 documents required for import 2-39, 2-40
- Databases
 CITES listed species 2-6

- Description verification [2-10, 3-11](#)
- Designated port [3-17](#)
 determine your authority [2-17](#)
 issuance of Federal Phytosanitary Certificate for Re-export [3-2, 3-19, 3-24, 3-32, 3-40](#)
 movement to [2-17, 3-17](#)
 rerouting to [4-5](#)
- Dimensional inventory tally sheets
 See Dimensional specification sheets
- Dimensional piece count [3-47](#)
- Dimensional specification sheets
 determine quantity of representative unit [2-55, 3-47, 2-54, 3-41](#)
 filing [2-2, 3-3](#)
- Dipteryx panamensis* (tonka bean)
 Appendix III list [2-5, 3-6](#)
 common names [2-8, 3-9, 2-12, 3-13](#)
- Disposal [4-20, A-5](#)
- Division of Management Authority (DMA)
 See U.S. Fish and Wildlife Service (USFWS)
- Documents
 Appendix I re-exportation [3-18, 3-19, 2-18, 2-22, 3-23, 3-24, 2-30, 3-31, 3-32](#)
 collect for importations [2-49, 3-32](#)
 endorsement [2-56](#)
 identification for import [2-5, 3-6](#)
 regulatory action [1-3, 3-42](#)
- Dowels [2-54, C-4](#)
-
- E**
- Eastern Region PPQ Wood Identification Specialist [2-7, 3-8](#)
- Ecuador permit/certificate [D-26](#)
- El Salvador permit/certificate [D-27](#)
- Endangered Species Act of 1973 (ESA) [1-3](#)
- Endorsement [2-57](#)
 CITES Re-export Certificate [3-49](#)
 document legibility [2-56](#)
 illegible or missing [3-43, 2-56](#)
 legal import for re-export [3-43](#)
 original CITES document [3-49](#)
 special conditions [3-40](#)
- Entry papers [2-54](#)
- Estimation
 PPQ Form 624, Part 1 [A-24, A-32](#)
 retail value of timber or articles [4-7](#)
- European Community
 CITES Export Permit [D-28](#)
 France permit/certificate [D-29](#)
 Germany permit/certificate [D-30](#)
 Italy permit/certificate [D-36](#)
- European Union (EU) [3-40](#)
- Expiration
 CITES document verification [2-51](#)
 General Permit or Protected Plant Permit [2-53, 3-42](#)
- Exporter
 conversions [C-1](#)
 responsible for scientific name [3-7](#)
 violations [4-2](#)
-
- F**
- Facsimile [2-56](#)
- Federal Phytosanitary Certificate for Re-export [3-2, 3-19, 3-24, 3-32, 3-40](#)
- Fees
 PPQ Form 621, Application for Protected Plant Permit to Engage in the Business of Importing, Exporting, or Re-exporting Terrestrial Plants [A-14, 2-53](#)
- Filing
 import documents [2-57](#)
 system [2-2, 3-2, 4-21](#)
- Fitzroya cupressoides* (alerce)
 Appendix I list [2-4, 3-5](#)
 common names [2-8, 3-9, 2-12, 3-13](#)
 documents required for import [2-19, 2-20, 2-21, 3-19, 3-20, 3-21](#)
 wood identification and example [F-7](#)
- Forfeiture procedures
 protected plant species violations [4-1 to 4-13](#)
 seizures valued at \$10,000 or less [4-8, 4-11](#)
- Forms
 ordering [A-2](#)
- Formulas
 cubic feet lumber to cubic meters [C-2, C-3](#)
 square feet of veneer to square meters [C-2](#)
 total quantity of unit [2-55](#)

France permit/certificate [D-29](#)

FWS Form 3-201A
documents for re-export [3-40](#)
example of CITES Other Certificate
(Pre-Convention) [D-3](#), [D-5](#)

G

Gavilan
See *Oreomunnea pterocarpa*

General Permit
revoked [4-2](#)
See also Protected Plant Permit

Germany permit/certificate [D-30](#)

Ghana permit/certificate [D-31](#)

Gonystylus spp. (ramin)
Appendix III list [2-5](#), [3-5](#)
common names [2-8](#), [3-9](#), [2-12](#), [3-13](#)
documents required for import [2-23](#), [2-24](#), [2-25](#)
wood identification and example [F-12](#)

Granadillo
See *Platymiscium pleiostachyum*

Guaiacum spp. (*lignum vitae*)
Appendix II list [2-4](#), [3-5](#)
common names [2-8](#), [3-9](#), [2-13](#), [3-13](#)
documents required for import [2-23](#), [2-24](#), [2-25](#),
[3-24](#), [3-25](#), [3-26](#)
wood identification and example [F-13](#)

Guatemala permit/certificate [D-32](#)

Guatemalan fir
See *Abies guatemalensis*

Guidelines
CITES protected timber importation [2-1](#), [3-2](#)

Guyana permit/certificate [D-33](#)

H

Harmonized System of the World Customs
Organization (HS) Codes [2-15](#), [E-1](#), [H-ii](#)

HOLD
continue on seized material in custody [4-15](#), [4-18](#)
seizure of material in violation [4-7](#), [3-46](#)

Honduras permit/certificate [D-34](#)

I

Immediate exportation (IE) [3-51](#)

Indonesia permit/certificate [D-35](#)

Inspection
description of consignment being imported [2-10](#),
[3-11](#)
import shipments [2-55](#)
quantity of representative unit [2-55](#), [3-47](#)
re-export shipments [3-47](#)

Invoices [2-3](#)
collect for re-export [3-41](#), [2-49](#)
identification for import [2-5](#), [3-6](#)
Re-export Certificate verification [3-46](#)
re-export documents for file [3-3](#)
shipment inspection [2-55](#), [3-47](#)
violation [4-2](#)

Italy permit/certificate [D-36](#)

J

Japan permit/certificate [D-37](#)

K

Knowledgeable person [4-6](#)

L

Labels
filing system [4-21](#)
identification for import [2-5](#), [3-6](#)

Legal importation
articles for import [2-18](#), [3-43](#)

Lignum vitae
See *Guaiacum* spp.

Lists
Common Names for Appendix I, II, III timber
species [2-8](#), [3-9](#)
violations [A-7](#)

Local names 2-6, 3-7

Logs

cedrela odorata 2-11
 CITES document addressed to foreign country 2-51
 Pericopsis elata 2-13
 ports for import 3-17
 Pterocarpus santalinus 2-14
 re-exported from another country 2-49
 Swietenia macrophylla 2-14
 unit of quantity 2-54

Lumber

Cedrela odorata 2-11, 3-12, 2-51
 Federal Phytosanitary Certificate 3-2, 3-19, 3-24, 3-32, 3-40
 import shipment inspection 2-55
 Pericopsis elata 2-13, 3-14
 ports for import 3-17
 re-exported from another country 2-49
 Swietenia macrophylla 2-14, 3-15, 2-14, 3-15
 unit of quantity 2-54

M

Magnolia liliifera var. obovata

Appendix III list 2-5, 3-6
 common names 2-8, 3-9, 2-13, 3-14
 documents required for import 2-32, 2-45, 2-46, 2-47, 2-48, 3-33, 3-38, 3-39
 wood identification and example F-29

Malaysia permit/certificate D-38

Mexico 3-51, D-40

Molding 2-54

Movement

regulated material without submitting proper documents 4-3
 shipment to CITES designated port for import 2-17, 3-17

Multiple owners/agents 4-9, 4-12, A-25, A-33, A-38

Musical instruments 2-15, 2-54, 3-16

N

National CITES Coordinator 4-12

Nepal

documents required for Appendix III importations 2-45, 2-46
 permit/certificate D-41

Nicaragua permit/certificate D-42

Non-commercial use 2-18, 3-18

Notification 4-7, 4-18

Numbers

Appendix 2-52, 3-45
 badge 2-56, 3-49
 file 4-8, 4-21
 permit 2-51, 3-46
 Permit Unit phone 2-53, 3-42
 quantity of unit for inspection 2-55, 3-47
 unit of quantity on documents 2-54

O

Obovata

See Magnolia liliifera

Oreomunnea pterocarpa (gavilan)

Appendix II list 2-4, 3-5
 common names 2-9, 3-10, 2-13, 3-14
 documents required for import 2-23, 2-24, 2-25, 3-24, 3-25, 3-26
 wood identification and example F-15

P

Pacific Coast mahogany

See Swietenia humilis

Packing list

identification for import 2-5, 3-6

Palatore's podocarp

See Podocarpus parlatorei

Panama permit/certificate D-43

Paraguay permit/certificate D-44

Part 5 distribution and retention A-36

Pericopsis elata (afromosia)

Appendix II list 2-4, 3-5
 common names 2-9, 3-10, 2-13, 3-14
 documents required for importation 2-23, 2-24, 2-25, 3-24, 3-25, 3-26
 wood identification and example F-16

Permit Unit

address 2-53, 3-42
 phone number 2-53, 3-42
 Protected Plant Permit application 2-53, 3-42

- Pernambuco**
see *Caesalpinia echinata*
- Peru**
Cedrela odorata for import 2-11
country of origin 2-31, 2-37, 2-38, 3-32
documents required for re-exportation 3-34, 3-35
permit/certificate D-45
- Physical inspection** 2-55, 3-47
- Phytosanitary**
documentation for re-export 3-18, 3-24, 3-3
Federal Phytosanitary Certificate 3-2, 3-19, 3-24, 3-32, 3-40
import documents for filing 2-3, 3-2
- Pilgerodendron uviferum* (pilgerodendron)**
Appendix I list 2-4, 3-5
common names 2-9, 3-10, 2-13, 3-14
documents required for import 2-19, 2-20, 2-21, 3-19, 3-20, 3-21
- Plant Protection Act** 2-2, 2-19, 2-23, 2-31
- Platymiscium pleiostachyum* (crisobal, granadillo)**
Appendix II list 2-4, 3-5
common names 2-9, 3-10, 2-13
documents required for import 2-23, 2-24, 2-25, 3-24, 3-25, 3-26
wood identification and example F-17
- Plywood**
Abies guatemalensis 2-15, 3-15, B-3, 3-15
Cedrela odorata 3-15
Dalbergia nigra 3-16
definition H-iii
Fitzroya cupressoides 3-16
Gonystylus spp. 3-16
HS Code 44.08, 44.12.13 E-1, E-2
Pericopsis elata 3-15
Swietenia macrophylla 2-14, 3-15
unit of measure 2-54
- Podocarpus neriifolius* (podocarp)**
Appendix III list 2-5, 3-6
common names 2-9, 3-10, 2-13, 3-14
documents required for import 2-32, 2-45, 2-46, 2-47, 2-48, 3-33, 3-38, 3-39
wood identification and example F-30
- Podocarpus parlatorei* (Parlatore's podocarp)**
Appendix I list 2-4, 3-5
common names 2-9, 3-10, 2-13, 3-14
documents required for import 2-19, 2-20, 2-21, 3-19, 3-20, 3-21
wood identification and example F-9
- Port files**
See Filing
- Ports**
CITES designated 2-17, 3-17
non-designated 4-5
- PPQ Eastern Region CITES Specialist** 2-16, 2-29, 4-2, 4-6, 4-13, 4-15, 4-20
- PPQ Form 518, Report of Violation** 4-4
complete for violation 4-3
distribution A-12
example A-8
import inspection action 2-56, A-9, 4-2
list of violations for completing A-7
officer's statement A-10
- PPQ Form 621, Application for Protected Plant Permit to Engage in Business of Importing, Exporting, or Re-exporting Terrestrial Plants** 3-42
distribution A-14
example A-13
mailing application and fee 2-53, 3-42
Protected Plant Permit application 2-53
- PPQ Form 622, General Permit**
example A-15, 2-53
instructions and distribution A-16
- PPQ Form 622, General Permit or Protected Plant Permit**
documents for Appendix I import 2-37, 2-39, 2-41, 2-43, 2-45, 2-47, 3-20, 3-25, 3-27, 3-29, 3-34
expiration date 2-53
validation date 3-42, 4-2
- PPQ Form 622, Protected Plant Permit**
application 2-53
documents for Appendix I import 2-20, 2-26, 2-28, 2-33, 2-35, 3-36, 2-24, 2-49, 3-41
example A-17
instructions and distribution A-18
- PPQ Form 623, Waiver of Forfeiture Procedures by Owner of Seized Property** 4-9
distribution \$10,000 or less value 4-8, A-21
example A-19
filing system 4-21, 4-8
instructions A-20
list of violations for completing form A-7
- PPQ Form 624, Notice for Seizure and Proposed Forfeiture of Property Valued at \$10,000 or Less Distribution** A-25
list of violations for completing form A-7
ordering A-22
Part 1 distribution and retention A-25, A-22, A-27, A-26

PPQ Form 624A, Notice for Seizure of Property Valued Greater Than \$10,000 [A-36](#)
 forfeiture procedures [4-11](#)
 instructions for completing form [A-31](#)
 list of violations for completing form [A-7](#)
 Part 1 example [A-30, A-34](#)

PPQ Form 625, Claim and Bond
 example [A-37](#)
 filing system [4-21](#)
 instructions and distribution for seizures valued at \$10,000 or less [A-38](#)

PPQ Form 626, Petition for Remission or Mitigation of Forfeiture
 example of [A-39](#)
 instructions and distribution for seizures valued at \$10,000 or less [A-41](#)

PPQ Form 627, Declaration of Forfeiture
 custody of seizure or abandoned material valued at \$10,000 or less [4-16](#)
 distribution and retention [A-44](#)
 example [A-42](#)
 filing [4-21](#)
 instructions [A-43](#)
 list of violations for completing [A-7](#)

PPQ forms [A-2](#)

PPQ Western Region CITES specialist [4-2, 4-6, 4-14, 4-15, 4-20](#)

Pre-Convention
 Appendix I articles for import [2-18, 3-18, 2-22, 3-23, 2-30, 3-31](#)

Pre-Convention Certificate
 documents required for import [2-24, 2-25, 2-26, 2-27, 2-28, 2-29, 2-33, 2-34, 2-35, 2-36, 2-37, 2-38, 2-39, 2-40, 2-41, 2-42, 2-43, 2-44, 2-45, 2-46, 2-47, 2-48, 2-20, 2-21, 3-20, 3-21, 3-25](#)

Protected Plant Permit
 application [2-53, 3-42, A-13, A-14](#)
 example [A-17, 2-53, 3-42](#)
 importation document [2-49](#)
 purpose [A-14, A-16](#)
 re-exportation document [3-41, 4-2](#)
 violation [4-2, A-7](#)

Pterocarpus santalinus (red sandalwood, redsanders)
 Appendix II list [2-4, 3-5](#)
 common names [2-9, 3-10, 2-14, 3-14](#)
 documents required for import [2-23, 2-24, 2-25, 3-24, 3-25, 3-26](#)
 wood identification and example [F-18](#)

Q

Quantities
 authorized for import [2-54](#)
 CITES Re-export Certificate verification [3-46](#)
 dimensional specification sheets [2-49, 3-41](#)
 excess [4-5, 4-4](#)

R

Ramin
 See *Gonystylus* spp.

Red sandalwood, redsanders
 See *Pterocarpus santalinus*

Registered Mail [4-8, 4-12, 4-16, A-25](#)

Regulatory authority [1-3](#)

Remission and mitigation [A-40](#)

Renewal
 expired CITES Re-export Certificate [3-42](#)

Repeat violations [4-6](#)

Representative unit [2-55, 3-47](#)

Retail value [4-7](#)

Return Receipt Requested [A-25](#)

S

Safeguarding
 immediate exportation [3-51](#)
 seized timber or articles [4-13](#)
 T&E to Canada or Mexico [3-51](#)

Seizures [4-1](#)
 conditions [4-5](#)
 filing system [4-21](#)
 import in excess [2-56](#)
 re-export excess quantity [3-48](#)
 safeguarding timber or articles [4-13](#)
 unauthorized articles [2-56, 3-48](#)

Shipment [2-55](#)
 movement to CITES designated port for import [2-17, 3-17](#)

Single-use certificates 3-22, 3-30, 3-39

Special conditions 2-51
 CITES certificate 3-40
 example of CITES Re-export Certificate D-5
 import document verification 2-51
 U.S. company and Canadian or Mexican
 consignee 3-51
 verifying 3-45, 3-46

Square feet conversion C-2

Square meters 2-54

Stamping
 endorsement of import documents 2-56
 release stamp verification 3-43
 special procedures for immediate exports 3-51

Swietenia humilis (Mexican mahogany)
 Appendix II list 2-4, 3-5
 common names 2-9, 3-10, 2-14, 3-15
 documents required for import 2-23, 2-24, 2-25,
 3-24, 3-25, 3-26
 wood identification and example F-19

Swietenia macrophylla (bigleaf mahogany)
 Appendix II list 2-4, 3-5
 common names 2-9, 3-10, 3-15, 2-14
 documents required for import 2-23, 2-25, 2-26,
 2-27, 3-27, 3-28
 wood identification and example F-23

Swietenia mahogany (Caribbean mahogany)
 Appendix II list 2-4, 3-5
 common names 2-9, 3-10, 2-14, 3-15
 documents required for import 2-24, 2-25, 2-26,
 2-28, 2-29, 3-29, 3-30
 wood identification and example F-23

T

Tags
 identification for import 2-5, 3-6

Tetracentron sinense (tetracentron) F-31
 Appendix III list 2-5, 3-6
 common names 2-9, 3-10, 2-15, 3-15

The Americas
 confirm if article for import is protected 2-14
 definition 2-29, 3-30, 3-15, 2-26, 2-27, 3-27

Timber
 conversion formulas C-1

Trade name 2-6, 3-7

Transportation and exportation (T&E) 3-51

U

U.S. Attorney's office 4-19

U.S. District Court 4-19

U.S. Fish and Wildlife Service (USFWS)
 address 3-42
 Appendix II documents for re-export 3-25, 3-34,
 3-36, 3-31
 certificate quantities and articles 3-48
 CITES Special Permit Condition D-6
 cover letter to CITES Re-export Certificate
 Permittee D-4
 Division of Management Authority (DMA) 2-57
 CITES Re-export Certificate Renewal 3-42
 documents for re-export 3-40
 verification of re-export certificate 3-45
 documents required for re-export 3-40
 issued documents 3-20, 3-21, 3-26, 3-35
 single-use certificate for EU countries 3-40, 3-30,
 3-39
 validation and endorsement 3-49

U.S. permit/certificate D-46, D-47

USDA Forms A-2

V

Validation
 endorsement of CITES Re-export Certificate 3-49
 General Permit 2-53
 Re-export Certificate 3-49

Veneer 2-51
Cedrela odorata 2-11, 2-15, 3-12, 3-15
 conversion formulas C-2
Dalbergia nigra 2-15
 definition H-iv
Dipteryx panamensis 2-15
 HS Code 44.08 E-1
Pericopsis elata 2-13, 2-15, 3-15, 3-16
Swietenia macrophylla 2-14
 unit of measure 2-54



Venezuela permit/certificate [D-48](#)

Violations

- CITES [4-4](#)
- confirmation for seizure and forfeiture [4-4](#)
- determine if exist [4-2](#)
- endangered species regulations [4-2](#)
- invalid CITES documentation [4-4](#)
- movement of regulated material [4-3](#)
- no CITES document [4-4](#)
- quantities exceed those on CITES permit or certificate [4-4](#)
- use of non-designated CITES port [4-4](#)

W

Web site

- issuing CITES Management Authorities [3-43](#)

Web sites

- CITES [1-4](#), [2-6](#), [3-7](#)
- Export Program Manual [3-18](#)
- issuing CITES Management Authorities [2-51](#)
- list of CITES regulated flora [2-5](#), [3-6](#)
- Manual for Agricultural Clearance (MAC) [2-7](#), [2-2](#), [2-18](#), [2-23](#)
- plant name confirmation [2-6](#), [3-7](#), [2-17](#)

Wood identification [F-1](#)

Wood Identification Specialists [2-7](#), [3-8](#)

