

Daily Direct Steer and Heifer Slaughter Cattle Summary

Wednesday, August 26, 2009
For Trade on Tuesday, August 25, 2009

LM_CT100	5-AREA	LM_CT109	
Neg. Cash Volume:	2,178	Dressed Formula Vol:	33,419
Live Steer Avg:	\$83.32	Steer/Heifer Avg:	\$131.45
Live Heifer Avg:	N/A	Dressed Neg. Grid Vol:	3,409
Dressed Steer Avg:	\$130.68	Steer/Heifer Avg:	\$129.12
Dressed Heifer Avg:	N/A	TOTAL VOLUME:	39,006
LM_CT106	TOTAL WK TO DATE VOLUME:		74,737
Committed:	53,282	Delivered:	74,415

LM_CT125	TX-OK-NM	LM_CT109	
Neg. Cash Volume:	384	Dressed Formula Vol:	7,465
Live Steer Avg:	\$83.50	Steer/Heifer Avg:	\$128.96
Live Heifer Avg:	N/A	Dressed Neg. Grid Vol:	647
Dressed Steer Avg:	N/A	Steer/Heifer Avg:	\$127.70
Dressed Heifer Avg:	N/A	TOTAL VOLUME:	8,496
LM_CT106	TOTAL WK TO DATE VOLUME:		22,551
Committed:	22,311	Delivered:	23,151

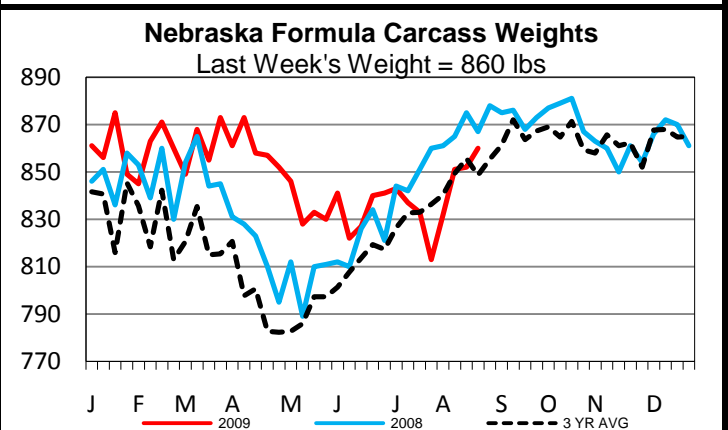
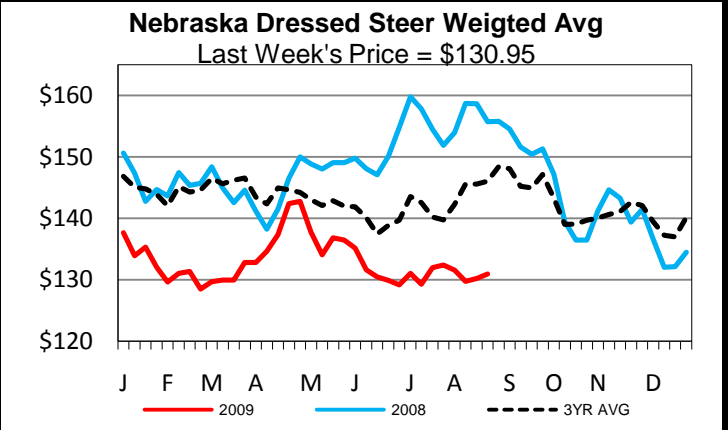
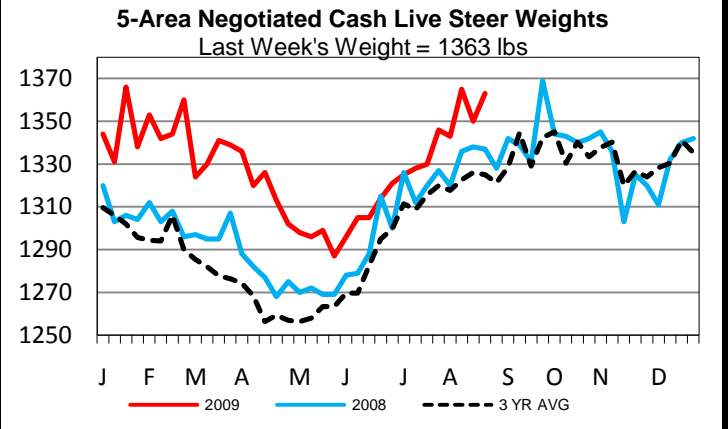
LM_CT126	KANSAS	LM_CT109	
Neg. Cash Volume:	0	Dressed Formula Vol:	7,517
Live Steer Avg:	N/A	Steer/Heifer Avg:	\$133.41
Live Heifer Avg:	N/A	Dressed Neg. Grid Vol:	156
Dressed Steer Avg:	N/A	Steer/Heifer Avg:	\$121.99
Dressed Heifer Avg:	N/A	TOTAL VOLUME:	7,673
LM_CT106	TOTAL WK TO DATE VOLUME:		21,788
Committed:	16,443	Delivered:	18,101

LM_CT127	NEBRASKA	LM_CT109	
Neg. Cash Volume:	0	Dressed Formula Vol:	6,042
Live Steer Avg:	N/A	Steer/Heifer Avg:	\$131.84
Live Heifer Avg:	N/A	Dressed Neg. Grid Vol:	1,815
Dressed Steer Avg:	N/A	Steer/Heifer Avg:	\$130.07
Dressed Heifer Avg:	N/A	TOTAL VOLUME:	7,857
LM_CT106	TOTAL WK TO DATE VOLUME:		10,505
Committed:	8,160	Delivered:	15,464

LM_CT128	COLORADO	LM_CT109	
Neg. Cash Volume:	0	Dressed Formula Vol:	11,906
Live Steer Avg:	N/A	Steer/Heifer Avg:	\$131.55
Live Heifer Avg:	N/A	Dressed Neg. Grid Vol:	41
Dressed Steer Avg:	N/A	Steer/Heifer Avg:	\$125.21
Dressed Heifer Avg:	N/A	TOTAL VOLUME:	11,947
LM_CT106	TOTAL WK TO DATE VOLUME:		14,493
Committed:	2,658	Delivered:	6,124

LM_CT129	IA-MN	LM_CT109	
Neg. Cash Volume:	1,794	Dressed Formula Vol:	611
Live Steer Avg:	\$82.65	Steer/Heifer Avg:	\$131.81
Live Heifer Avg:	N/A	Dressed Neg. Grid Vol:	908
Dressed Steer Avg:	\$130.68	Steer/Heifer Avg:	\$129.92
Dressed Heifer Avg:	N/A	TOTAL VOLUME:	3,313
Neg. Cash Volume:	TOTAL WK TO DATE VOLUME:		6,199
Committed:	3,710	Delivered:	11,575

Trading was very slow in Iowa/MN on Tuesday with mostly inactive trade in all other reporting areas. Not enough sales in Iowa/MN for an adequate market trend. The last fully established market was last Friday where live sales in the Southern Plains sold at 83.50. Dressed sales in Nebraska, Colorado and Iowa/MN sold at 131.00. Live sales in Nebraska sold at 83.00, Colorado sold from 83.00-83.50 and Iowa/MN sold from 82.00 to 83.00.



USDA Livestock and Grain Market News
St. Joseph, Missouri
Phone: 816-238-0678
Email: stjoe.lgmn@ams.usda.gov
www.ams.usda.gov/LSMarketNews