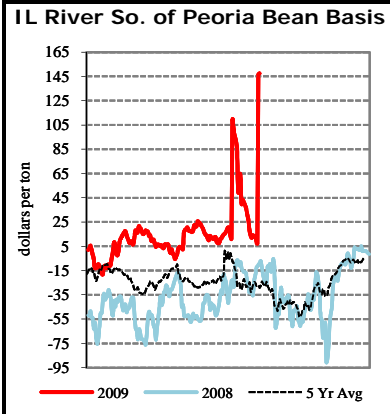
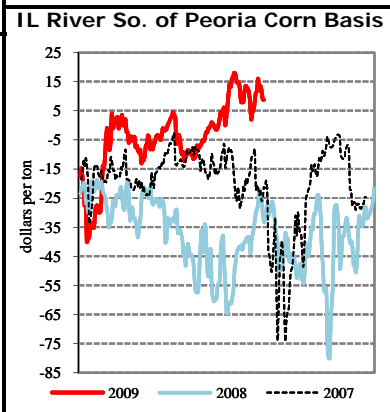


EXPORT	PRICE (\$/bu)	CHANGE (¢/bu)	BASIS (¢)		CHANGE
<u>Atlantic - JO_GR850</u>					
Soybeans	11.0900	-9.00	+110.00	X	-0.50
SRW	3.6100	-1.00	-110.00	U	-0.25
<u>Chicago - GX_GR110</u>					
Corn	2.9650 - 3.1150	-8.00	-25.00 U to -10.00 U		UNCH
Soybeans	10.3900 - 10.4900	-8.50	+40.00 X to +50.00 X		UNCH
SRW	4.0500 - 4.0600	-0.75	-66.00 U to -65.00 U		UNCH
<u>Gulf - BG_GR110</u>					
Corn	3.8150 - 3.8450	-10.00 to -8.00	+60.00 U to +63.00 U		-2.00 to UNCH
Soybeans	11.3900 - 11.7400	+6.50 to +1.50	+140.00 X to +175.00 X		+15.00 to +10.00
SRW	4.1600 - 4.3600	-20.75 to -0.75	-55.00 U to -35.00 U		-20.00 to UNCH
12 HRW	5.5475 - 5.6475	+1.50	+50.00 U to +60.00 U		UNCH
<u>PNW - JO_GR110</u>					
SWW	4.80 - 4.95	+5.00 to +10.00	+9.00 U to +24.00 U		+6.00 to +11.00
Ord HRW	4.80 - 5.06	+2.00	-25.00 U to +1.00 U		UNCH
<u>Toledo - GX_GR111</u>					
Corn	3.3350 - 3.3850	-8.00	+12.00 U to +17.00 U		UNCH
Soybeans	10.6900 - 10.8400	-8.50	+70.00 X to +85.00 X		UNCH
SRW	3.9900 - 4.0100	-0.75	-72.00 U to -70.00 U		UNCH

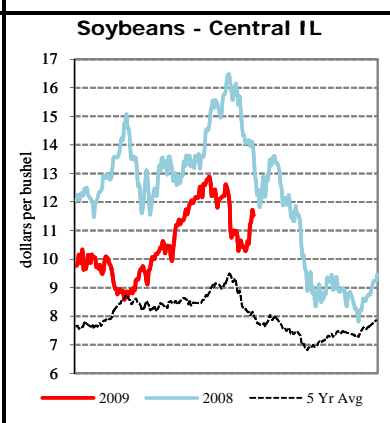
All prices are reported in dollars/bushel, except soybean and corn oil is in cents/lb. and soybean meal is in dollars/ton.



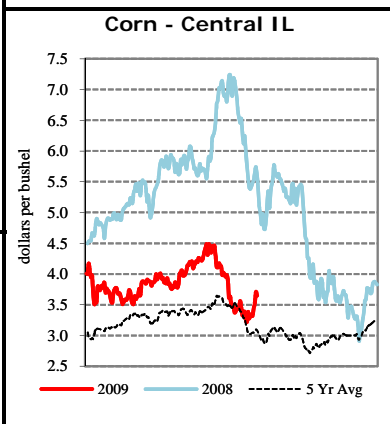
TERMINAL	PRICE (\$/bu)	CHANGE (¢/bu)	BASIS (¢)		CHANGE
<u>Kansas City - SJ_GR112</u>					
Corn	3.07 - 3.10	-6.00 to -8.00	-15.00 U to -12.00 U		+2.00 to UNCH
Soybeans	11.09	+6.00 to +1.00	+110.00 X		+15.00 to +10.00
Ord HRW	4.75	+2.00	-30.00 U		UNCH
<u>Minneapolis - MS_GR110</u>					
14 DNS/NS	5.8125 - 6.2125	-1.75	+45.00 U to +85.00 U		UNCH
Oats	2.1200 - 2.1550	-4.00 to +0.00	-3.50 U to Opt U		+6.50 to +10.00
<u>Omaha - WH_GR110</u>					
Corn	3.10 - 3.13	-8.00	-11.50 U to -8.50 U		UNCH
Soybeans	10.69 - 11.24	-9.00 to +26.00	+70.00 X to +125.00 X		-0.50 to +34.50
<u>Portland - JO_GR111</u>					
11.5 HRW	5.40 - 5.51	+2.00	+35.00 U to +46.00 U		UNCH
14 DNS	6.11 - 6.16	-2.00	+75.00 U to +80.00 U		UNCH



RIVER	PRICE (\$/bu)	CHANGE (¢/bu)	BASIS (¢)		CHANGE
<u>So. Iowa, Mississippi River - MS_GR114</u>					
Corn	3.2400 - 3.2550	-10.50	+2.50 U to +4.00 U		-2.50
Soybeans	10.7200 - 11.0400	-10.50 to UNCH	+73.00 X to +105.00 X		-2.00 to +8.50
<u>St. Louis, Mississippi River - JC_GR110</u>					
Corn	3.3500 - 3.4100	-15.00 to -9.00	+13.50 U to +19.50 U		-7.00 to -1.00
Soybeans	10.6500 - 11.1900	-6.00 to +21.00	+66.00 X to +120.00 X		+2.50 to +29.50
SRW	3.0700	-10.00	-164.00 U		-9.25
<u>Memphis, Mississippi River - LR_GR110</u>					
Corn	3.1650 - 3.1850	-9.00 to -11.00	-5.00 U to -3.00 U		-1.00 to -3.00
Soybeans	10.1400 - 10.4900	-15.50 to -23.50	+15.00 X to +50.00 X		-7.00 to -15.00
SRW	3.2800 - 3.6600	+1.25 to -0.75	-143.00 U to -105.00 U		+2.00 to UNCH
<u>Cincinnati, Ohio River - GX_GR114</u>					
Corn	3.2050 - 3.2550	-9.00 to -10.00	-1.00 U to +4.00 U		-1.00 to -2.00
Soybeans	10.8400 - 11.0400	-3.50 to +6.50	+85.00 X to +105.00 X		+5.00 to +15.00
SRW	3.4600 - 3.6100	-0.75	-125.00 U to -110.00 U		UNCH
<u>Mt. Vernon, Indiana, Ohio River - GX_GR114</u>					
Corn	3.2500 - 3.3150	-13.00 to -8.00	+3.50 U to +10.00 U		-5.00 to UNCH
Soybeans	10.5900 - 10.6900	-13.50 to -11.00	+60.00 X to +70.00 X		-5.00 to -2.50
SRW	3.3000 - 3.3100	-1.75	-141.00 U to -140.00 U		-1.00
<u>No. Peoria, Illinois River - GX_GR112</u>					
Corn	3.2650 - 3.3050	-9.50 to -12.00	+5.00 U to +9.00 U		-1.50 to -4.00
Soybeans	10.9900 - 11.3900	+23.00 to +61.50	+100.00 X to +140.00 X		+31.50 to +70.00



PROCESSOR	PRICE	CHANGE	BASIS		CHANGE
<u>Central IL</u>					
Corn	3.3150 - 3.4050	-8.00	+10.00 U to +19.00 U		UNCH
Soybeans	11.0900 - 11.4900	+1.50	+110.00 X to +150.00 X		+10.00
Crude SB Oil	33.04 - 34.04	-0.57	-350.00 U to -250.00 U		UNCH
48 SB Meal	407.00 - 423.00	+11.80 to +14.80	+49.00 U to +65.00 U		UNCH to +3.00
Crude Corn Oil	35.00 - 36.00	+0.75 to +0.50	N/A		N/A



FUTURES		PRICE	CHANGE	PRICE	CHANGE
CME Group	Corn	U Sep 09 3.2150	-8.00	Z Dec 09 3.2675	-8.75
	Soybeans	U Sep 09 10.9100	+11.00	X Nov 09 9.9900	-8.50
	Wheat (SRW)	U Sep 09 4.7100	-0.75	Z Dec 09 4.9875	-0.50
	Oats	U Sep 09 2.1550	+3.75	Z Dec 09 2.2950	+3.75
MGEX	HRS Wheat (DNS)	U Sep 09 5.3625	-1.75	Z Dec 09 5.4900	-1.25
KCBOT	HRW Wheat	U Sep 09 5.0475	+1.50	Z Dec 09 5.2050	+1.50

USDA Livestock & Grain Market News
 210 Walnut Street, Room 767
 Des Moines, Iowa 50309
 Phone: 515-284-4460
 Email: desm.lgmn@usda.gov
www.ams.usda.gov/LSMarketNews