

BROWSE MENU

Click on a month link to see bond values during that month.

Series EE

[March 1999](#) (From: 2 To: 5)
[April 1999](#) (From: 6 To: 8)
[May 1999](#) (From: 9 To: 12)
[June 1999](#) (From: 13 To: 15)
[July 1999](#) (From: 16 To: 19)
[August 1999](#) (From: 20 To: 23)

Series I

[March 1999](#) (From: 24 To: 24)
[April 1999](#) (From: 25 To: 25)
[May 1999](#) (From: 26 To: 26)
[June 1999](#) (From: 27 To: 27)
[July 1999](#) (From: 28 To: 28)
[August 1999](#) (From: 29 To: 29)

Series E

[March 1999](#) (From: 30 To: 34)
[April 1999](#) (From: 35 To: 39)
[May 1999](#) (From: 40 To: 44)
[June 1999](#) (From: 45 To: 49)
[July 1999](#) (From: 50 To: 55)
[August 1999](#) (From: 56 To: 60)

Savings Notes

[March 1999](#) (From: 64 To: 64)
[April 1999](#) (From: 65 To: 65)
[May 1999](#) (From: 66 To: 66)
[June 1999](#) (From: 67 To: 67)
[July 1999](#) (From: 68 To: 68)
[August 1999](#) (From: 69 To: 69)

Series E (matured)

[March 1999 To: August 1999](#) (From: 61 To: 63)

SERIES EE - REDEMPTION VALUES AND INTEREST EARNED AMOUNTS BY DENOMINATION

MARCH 1999

ISSUE YEAR	ISSUE MONTHS	\$50		\$75		\$100		\$200		\$500		\$1,000		\$5,000		\$10,000		YIELD FROM ISSUE
		REDEMP. VALUE	INTEREST EARNED	REDEMP. VALUE	INTEREST EARNED	REDEMP. VALUE	INTEREST EARNED	REDEMP. VALUE	INTEREST EARNED	REDEMP. VALUE	INTEREST EARNED	REDEMP. VALUE	INTEREST EARNED	REDEMP. VALUE	INTEREST EARNED	REDEMP. VALUE	INTEREST EARNED	
1999	Jan. thru Mar.	Not eligible for payment																
1998	Oct. thru Dec.	Not eligible for payment																
	Sep.	25.32	0.32	37.98	0.48	50.64	0.64	101.28	1.28	253.20	3.20	506.40	6.40	2,532.00	32.00	5,064.00	64.00	2.56%
	Aug.	25.42	0.42	38.13	0.63	50.84	0.84	101.68	1.68	254.20	4.20	508.40	8.40	2,542.00	42.00	5,084.00	84.00	2.88%
	July	25.52	0.52	38.28	0.78	51.04	1.04	102.08	2.08	255.20	5.20	510.40	10.40	2,552.00	52.00	5,104.00	104.00	3.11%
	June	25.64	0.64	38.46	0.96	51.28	1.28	102.56	2.56	256.40	6.40	512.80	12.80	2,564.00	64.00	5,128.00	128.00	3.40%
	May	25.74	0.74	38.61	1.11	51.48	1.48	102.96	2.96	257.40	7.40	514.80	14.80	2,574.00	74.00	5,148.00	148.00	3.53%
	Apr.	25.92	0.92	38.88	1.38	51.84	1.84	103.68	3.68	259.20	9.20	518.40	18.40	2,592.00	92.00	5,184.00	184.00	3.98%
	Mar.	26.02	1.02	39.03	1.53	52.04	2.04	104.08	4.08	260.20	10.20	520.40	20.40	2,602.00	102.00	5,204.00	204.00	4.04%
	Feb.	26.14	1.14	39.21	1.71	52.28	2.28	104.56	4.56	261.40	11.40	522.80	22.80	2,614.00	114.00	5,228.00	228.00	4.16%
	Jan.	26.24	1.24	39.36	1.86	52.48	2.48	104.96	4.96	262.40	12.40	524.80	24.80	2,624.00	124.00	5,248.00	248.00	4.19%
1997	Dec.	26.36	1.36	39.54	2.04	52.72	2.72	105.44	5.44	263.60	13.60	527.20	27.20	2,636.00	136.00	5,272.00	272.00	4.28%
	Nov.	26.46	1.46	39.69	2.19	52.92	2.92	105.84	5.84	264.60	14.60	529.20	29.20	2,646.00	146.00	5,292.00	292.00	4.30%
	Oct.	26.66	1.66	39.99	2.49	53.32	3.32	106.64	6.64	266.60	16.60	533.20	33.20	2,666.00	166.00	5,332.00	332.00	4.59%
	Sep.	26.78	1.78	40.17	2.67	53.56	3.56	107.12	7.12	267.80	17.80	535.60	35.60	2,678.00	178.00	5,356.00	356.00	4.64%
	Aug.	26.88	1.88	40.32	2.82	53.76	3.76	107.52	7.52	268.80	18.80	537.60	37.60	2,688.00	188.00	5,376.00	376.00	4.63%
	July	27.00	2.00	40.50	3.00	54.00	4.00	108.00	8.00	270.00	20.00	540.00	40.00	2,700.00	200.00	5,400.00	400.00	4.67%
	June	27.10	2.10	40.65	3.15	54.20	4.20	108.40	8.40	271.00	21.00	542.00	42.00	2,710.00	210.00	5,420.00	420.00	4.66%
	May	27.20	2.20	40.80	3.30	54.40	4.40	108.80	8.80	272.00	22.00	544.00	44.00	2,720.00	220.00	5,440.00	440.00	4.65%
	Apr.	26.78	1.78	40.17	2.67	53.56	3.56	107.12	7.12	267.80	17.80	535.60	35.60	2,678.00	178.00	5,356.00	356.00	4.64%
	Jan. thru Mar.	27.38	2.38	41.07	3.57	54.76	4.76	109.52	9.52	273.80	23.80	547.60	47.60	2,738.00	238.00	5,476.00	476.00	4.60%
1996	Nov. thru Dec.	27.38	2.38	41.07	3.57	54.76	4.76	109.52	9.52	273.80	23.80	547.60	47.60	2,738.00	238.00	5,476.00	476.00	4.60%
	Oct.	27.32	2.32	40.98	3.48	54.64	4.64	109.28	9.28	273.20	23.20	546.40	46.40	2,732.00	232.00	5,464.00	464.00	4.49%
	May thru Sep.	27.94	2.94	41.91	4.41	55.88	5.88	111.76	11.76	279.40	29.40	558.80	58.80	2,794.00	294.00	5,588.00	588.00	4.50%
	Apr.	28.00	3.00	42.00	4.50	56.00	6.00	112.00	12.00	280.00	30.00	560.00	60.00	2,800.00	300.00	5,600.00	600.00	4.58%
	Jan. thru Mar.	28.62	3.62	42.93	5.43	57.24	7.24	114.48	14.48	286.20	36.20	572.40	72.40	2,862.00	362.00	5,724.00	724.00	4.56%
1995	Nov. thru Dec.	28.62	3.62	42.93	5.43	57.24	7.24	114.48	14.48	286.20	36.20	572.40	72.40	2,862.00	362.00	5,724.00	724.00	4.56%
	Oct.	28.74	3.74	43.11	5.61	57.48	7.48	114.96	14.96	287.40	37.40	574.80	74.80	2,874.00	374.00	5,748.00	748.00	4.70%
	May thru Sep.	29.38	4.38	44.07	6.57	58.76	8.76	117.52	17.52	293.80	43.80	587.60	87.60	2,938.00	438.00	5,876.00	876.00	4.67%
	Apr.	29.20	4.20	43.80	6.30	58.40	8.40	116.80	16.80	292.00	42.00	584.00	84.00	2,920.00	420.00	5,840.00	840.00	4.00%
	Mar.	29.30	4.30	43.95	6.45	58.60	8.60	117.20	17.20	293.00	43.00	586.00	86.00	2,930.00	430.00	5,860.00	860.00	4.01%
	Feb.	29.40	4.40	44.10	6.60	58.80	8.80	117.60	17.60	294.00	44.00	588.00	88.00	2,940.00	440.00	5,880.00	880.00	4.01%
	Jan.	29.50	4.50	44.25	6.75	59.00	9.00	118.00	18.00	295.00	45.00	590.00	90.00	2,950.00	450.00	5,900.00	900.00	4.01%

MARCH 1999

INSIST ON PROPER IDENTIFICATION.

Series EE

SERIES EE - REDEMPTION VALUES AND INTEREST EARNED AMOUNTS BY DENOMINATION

MARCH 1999

ISSUE YEAR	ISSUE MONTHS	\$50		\$75		\$100		\$200		\$500		\$1,000		\$5,000		\$10,000		YIELD FROM ISSUE
		REDEMP. VALUE	INTEREST EARNED	REDEMP. VALUE	INTEREST EARNED	REDEMP. VALUE	INTEREST EARNED	REDEMP. VALUE	INTEREST EARNED	REDEMP. VALUE	INTEREST EARNED	REDEMP. VALUE	INTEREST EARNED	REDEMP. VALUE	INTEREST EARNED	REDEMP. VALUE	INTEREST EARNED	
1994	Dec.	29.60	4.60	44.40	6.90	59.20	9.20	118.40	18.40	296.00	46.00	592.00	92.00	2,960.00	460.00	5,920.00	920.00	4.01%
	Nov.	29.70	4.70	44.55	7.05	59.40	9.40	118.80	18.80	297.00	47.00	594.00	94.00	2,970.00	470.00	5,940.00	940.00	4.02%
	Oct.	29.78	4.78	44.67	7.17	59.56	9.56	119.12	19.12	297.80	47.80	595.60	95.60	2,978.00	478.00	5,956.00	956.00	4.00%
	Sep.	29.88	4.88	44.82	7.32	59.76	9.76	119.52	19.52	298.80	48.80	597.60	97.60	2,988.00	488.00	5,976.00	976.00	4.00%
	Aug.	29.98	4.98	44.97	7.47	59.96	9.96	119.92	19.92	299.80	49.80	599.60	99.60	2,998.00	498.00	5,996.00	996.00	4.00%
	July	30.08	5.08	45.12	7.62	60.16	10.16	120.32	20.32	300.80	50.80	601.60	101.60	3,008.00	508.00	6,016.00	1,016.00	4.00%
	June	30.18	5.18	45.27	7.77	60.36	10.36	120.72	20.72	301.80	51.80	603.60	103.60	3,018.00	518.00	6,036.00	1,036.00	4.00%
	May	30.28	5.28	45.42	7.92	60.56	10.56	121.12	21.12	302.80	52.80	605.60	105.60	3,028.00	528.00	6,056.00	1,056.00	4.00%
	Apr.	30.38	5.38	45.57	8.07	60.76	10.76	121.52	21.52	303.80	53.80	607.60	107.60	3,038.00	538.00	6,076.00	1,076.00	4.00%
	Jan. thru Mar.	32.34	7.34	48.51	11.01	64.68	14.68	129.36	29.36	323.40	73.40	646.80	146.80	3,234.00	734.00	6,468.00	1,468.00	5.22%
1993	Oct. thru Dec.	32.34	7.34	48.51	11.01	64.68	14.68	129.36	29.36	323.40	73.40	646.80	146.80	3,234.00	734.00	6,468.00	1,468.00	5.22%
	May thru Sep.	33.12	8.12	49.68	12.18	66.24	16.24	132.48	32.48	331.20	81.20	662.40	162.40	3,312.00	812.00	6,624.00	1,624.00	5.18%
	Apr.	33.16	8.16	49.74	12.24	66.32	16.32	132.64	32.64	331.60	81.60	663.20	163.20	3,316.00	816.00	6,632.00	1,632.00	5.20%
	Mar.	33.94	8.94	50.91	13.41	67.88	17.88	135.76	35.76	339.40	89.40	678.80	178.80	3,394.00	894.00	6,788.00	1,788.00	5.16%
	Jan. thru Feb.	35.66	10.66	53.49	15.99	71.32	21.32	142.64	42.64	356.60	106.60	713.20	213.20	3,566.00	1,066.00	7,132.00	2,132.00	6.01%
1992	Oct. thru Dec.	35.66	10.66	53.49	15.99	71.32	21.32	142.64	42.64	356.60	106.60	713.20	213.20	3,566.00	1,066.00	7,132.00	2,132.00	6.01%
	Apr. thru Sep.	36.72	11.72	55.08	17.58	73.44	23.44	146.88	46.88	367.20	117.20	734.40	234.40	3,672.00	1,172.00	7,344.00	2,344.00	6.00%
	Jan. thru Mar.	37.82	12.82	56.73	19.23	75.64	25.64	151.28	51.28	378.20	128.20	756.40	256.40	3,782.00	1,282.00	7,564.00	2,564.00	6.00%
1991	Oct. thru Dec.	37.82	12.82	56.73	19.23	75.64	25.64	151.28	51.28	378.20	128.20	756.40	256.40	3,782.00	1,282.00	7,564.00	2,564.00	6.00%
	Apr. thru Sep.	38.96	13.96	58.44	20.94	77.92	27.92	155.84	55.84	389.60	139.60	779.20	279.20	3,896.00	1,396.00	7,792.00	2,792.00	6.00%
	Jan. thru Mar.	40.12	15.12	60.18	22.68	80.24	30.24	160.48	60.48	401.20	151.20	802.40	302.40	4,012.00	1,512.00	8,024.00	3,024.00	6.00%
1990	Oct. thru Dec.	40.12	15.12	60.18	22.68	80.24	30.24	160.48	60.48	401.20	151.20	802.40	302.40	4,012.00	1,512.00	8,024.00	3,024.00	6.00%
	Apr. thru Sep.	41.34	16.34	62.01	24.51	82.68	32.68	165.36	65.36	413.40	163.40	826.80	326.80	4,134.00	1,634.00	8,268.00	3,268.00	6.01%
	Jan. thru Mar.	42.58	17.58	63.87	26.37	85.16	35.16	170.32	70.32	425.80	175.80	851.60	351.60	4,258.00	1,758.00	8,516.00	3,516.00	6.01%
PROCEEDS FROM SERIES EE SAVINGS BONDS WITH ISSUE DATES BEGINNING JANUARY 1990 MAY BE ELIGIBLE FOR SPECIAL TAX EXEMPTION WHEN USED FOR POST SECONDARY EDUCATION - SEE BACK COVER																		
1989	Oct. thru Dec.	42.58	17.58	63.87	26.37	85.16	35.16	170.32	70.32	425.80	175.80	851.60	351.60	4,258.00	1,758.00	8,516.00	3,516.00	6.01%
	Apr. thru Sep.	43.84	18.84	65.76	28.26	87.68	37.68	175.36	75.36	438.40	188.40	876.80	376.80	4,384.00	1,884.00	8,768.00	3,768.00	6.00%
	Jan. thru Mar.	45.16	20.16	67.74	30.24	90.32	40.32	180.64	80.64	451.60	201.60	903.20	403.20	4,516.00	2,016.00	9,032.00	4,032.00	6.00%
1988	Oct. thru Dec.	45.16	20.16	67.74	30.24	90.32	40.32	180.64	80.64	451.60	201.60	903.20	403.20	4,516.00	2,016.00	9,032.00	4,032.00	6.00%
	Apr. thru Sep.	46.52	21.52	69.78	32.28	93.04	43.04	186.08	86.08	465.20	215.20	930.40	430.40	4,652.00	2,152.00	9,304.00	4,304.00	6.00%
	Jan. thru Mar.	47.92	22.92	71.88	34.38	95.84	45.84	191.68	91.68	479.20	229.20	958.40	458.40	4,792.00	2,292.00	9,584.00	4,584.00	6.00%

MARCH 1999

INSIST ON PROPER IDENTIFICATION.

Series EE

SERIES EE - REDEMPTION VALUES AND INTEREST EARNED AMOUNTS BY DENOMINATION

MARCH 1999

ISSUE YEAR	ISSUE MONTHS	\$50		\$75		\$100		\$200		\$500		\$1,000		\$5,000		\$10,000		YIELD FROM ISSUE
		REDEMP. VALUE	INTEREST EARNED	REDEMP. VALUE	INTEREST EARNED	REDEMP. VALUE	INTEREST EARNED	REDEMP. VALUE	INTEREST EARNED	REDEMP. VALUE	INTEREST EARNED	REDEMP. VALUE	INTEREST EARNED	REDEMP. VALUE	INTEREST EARNED	REDEMP. VALUE	INTEREST EARNED	
1987	Oct. thru Dec.	47.92	22.92	71.88	34.38	95.84	45.84	191.68	91.68	479.20	229.20	958.40	458.40	4,792.00	2,292.00	9,584.00	4,584.00	6.00%
	Apr. thru Sep.	49.34	24.34	74.01	36.51	98.68	48.68	197.36	97.36	493.40	243.40	986.80	486.80	4,934.00	2,434.00	9,868.00	4,868.00	6.00%
	Jan. thru Mar.	50.82	25.82	76.23	38.73	101.64	51.64	203.28	103.28	508.20	258.20	1,016.40	516.40	5,082.00	2,582.00	10,164.00	5,164.00	6.00%
1986	Nov. thru Dec.	50.82	25.82	76.23	38.73	101.64	51.64	203.28	103.28	508.20	258.20	1,016.40	516.40	5,082.00	2,582.00	10,164.00	5,164.00	6.00%
	Oct.	56.54	31.54	84.81	47.31	113.08	63.08	226.16	126.16	565.40	315.40	1,130.80	630.80	5,654.00	3,154.00	11,308.00	6,308.00	6.92%
	Apr. thru Sep.	57.66	32.66	86.49	48.99	115.32	65.32	230.64	130.64	576.60	326.60	1,153.20	653.20	5,766.00	3,266.00	11,532.00	6,532.00	6.80%
1985	Jan. thru Mar.	58.82	33.82	88.23	50.73	117.64	67.64	235.28	135.28	588.20	338.20	1,176.40	676.40	5,882.00	3,382.00	11,764.00	6,764.00	6.69%
	Oct. thru Dec.	58.82	33.82	88.23	50.73	117.64	67.64	235.28	135.28	588.20	338.20	1,176.40	676.40	5,882.00	3,382.00	11,764.00	6,764.00	6.69%
	Apr. thru Sep.	60.00	35.00	90.00	52.50	120.00	70.00	240.00	140.00	600.00	350.00	1,200.00	700.00	6,000.00	3,500.00	12,000.00	7,000.00	6.59%
1984	Jan. thru Mar.	61.20	36.20	91.80	54.30	122.40	72.40	244.80	144.80	612.00	362.00	1,224.00	724.00	6,120.00	3,620.00	12,240.00	7,240.00	6.50%
	Nov. thru Dec.	61.20	36.20	91.80	54.30	122.40	72.40	244.80	144.80	612.00	362.00	1,224.00	724.00	6,120.00	3,620.00	12,240.00	7,240.00	6.50%
	Oct.	61.72	36.72	92.58	55.08	123.44	73.44	246.88	146.88	617.20	367.20	1,234.40	734.40	6,172.00	3,672.00	12,344.00	7,344.00	6.56%
1983	May thru Sep.	63.22	38.22	94.83	57.33	126.44	76.44	252.88	152.88	632.20	382.20	1,264.40	764.40	6,322.00	3,822.00	12,644.00	7,644.00	6.50%
	Apr.	64.66	39.66	96.99	59.49	129.32	79.32	258.64	158.64	646.60	396.60	1,293.20	793.20	6,466.00	3,966.00	12,932.00	7,932.00	6.66%
	Jan. thru Mar.	66.22	41.22	99.33	61.83	132.44	82.44	264.88	164.88	662.20	412.20	1,324.40	824.40	6,622.00	4,122.00	13,244.00	8,244.00	6.60%
1982	Nov. thru Dec.	66.22	41.22	99.33	61.83	132.44	82.44	264.88	164.88	662.20	412.20	1,324.40	824.40	6,622.00	4,122.00	13,244.00	8,244.00	6.60%
	Oct.	67.48	42.48	101.22	63.72	134.96	84.96	269.92	169.92	674.80	424.80	1,349.60	849.60	6,748.00	4,248.00	13,496.00	8,496.00	6.73%
	May thru Sep.	69.02	44.02	103.53	66.03	138.04	88.04	276.08	176.08	690.20	440.20	1,380.40	880.40	6,902.00	4,402.00	13,804.00	8,804.00	6.66%
	Apr.	71.24	46.24	106.86	69.36	142.48	92.48	284.96	184.96	712.40	462.40	1,424.80	924.80	7,124.00	4,624.00	14,248.00	9,248.00	6.87%
	Mar.	72.88	47.88	109.32	71.82	145.76	95.76	291.52	191.52	728.80	478.80	1,457.60	957.60	7,288.00	4,788.00	14,576.00	9,576.00	6.80%
	Jan. thru Feb.	74.46	49.46	111.69	74.19	148.92	98.92	297.84	197.84	744.60	494.60	1,489.20	989.20	7,446.00	4,946.00	14,892.00	9,892.00	6.94%
1981	Nov. thru Dec.	74.46	49.46	111.69	74.19	148.92	98.92	297.84	197.84	744.60	494.60	1,489.20	989.20	7,446.00	4,946.00	14,892.00	9,892.00	6.94%
	Oct.	81.14	56.14	121.71	84.21	162.28	112.28	324.56	224.56	811.40	561.40	1,622.80	1,122.80	8,114.00	5,614.00	16,228.00	11,228.00	7.50%
	Apr. thru Sep.	83.58	58.58	125.37	87.87	167.16	117.16	334.32	234.32	835.80	585.80	1,671.60	1,171.60	8,358.00	5,858.00	16,716.00	11,716.00	7.45%
	Jan. thru Mar.	86.08	61.08	129.12	91.62	172.16	122.16	344.32	244.32	860.80	610.80	1,721.60	1,221.60	8,608.00	6,108.00	17,216.00	12,216.00	7.41%
1981	Oct. thru Dec.	86.08	61.08	129.12	91.62	172.16	122.16	344.32	244.32	860.80	610.80	1,721.60	1,221.60	8,608.00	6,108.00	17,216.00	12,216.00	7.41%
	May thru Sep.	88.66	63.66	132.99	95.49	177.32	127.32	354.64	254.64	886.60	636.60	1,773.20	1,273.20	8,866.00	6,366.00	17,732.00	12,732.00	7.37%
	Apr.	90.82	65.82	136.23	98.73	181.64	131.64	363.28	263.28	908.20	658.20	1,816.40	1,316.40	9,082.00	6,582.00	18,164.00	13,164.00	7.51%
	Jan. thru Mar.	93.54	68.54	140.31	102.81	187.08	137.08	374.16	274.16	935.40	685.40	1,870.80	1,370.80	9,354.00	6,854.00	18,708.00	13,708.00	7.47%

MARCH 1999

INSIST ON PROPER IDENTIFICATION.

Series EE

SERIES EE - REDEMPTION VALUES AND INTEREST EARNED AMOUNTS BY DENOMINATION

MARCH 1999

ISSUE YEAR	ISSUE MONTHS	\$50		\$75		\$100		\$200		\$500		\$1,000		\$5,000		\$10,000		YIELD FROM ISSUE
		REDEMP. VALUE	INTEREST EARNED	REDEMP. VALUE	INTEREST EARNED	REDEMP. VALUE	INTEREST EARNED	REDEMP. VALUE	INTEREST EARNED	REDEMP. VALUE	INTEREST EARNED	REDEMP. VALUE	INTEREST EARNED	REDEMP. VALUE	INTEREST EARNED	REDEMP. VALUE	INTEREST EARNED	
1980	Nov. thru Dec.	93.54	68.54	140.31	102.81	187.08	137.08	374.16	274.16	935.40	685.40	1,870.80	1,370.80	9,354.00	6,854.00	18,708.00	13,708.00	7.47%
	Oct.	98.14	73.14	147.21	109.71	196.28	146.28	392.56	292.56	981.40	731.40	1,962.80	1,462.80	9,814.00	7,314.00	19,628.00	14,628.00	7.74%
	May thru Sep.	101.10	76.10	151.65	114.15	202.20	152.20	404.40	304.40	1,011.00	761.00	2,022.00	1,522.00	10,110.00	7,610.00	20,220.00	15,220.00	7.70%
	Apr.	100.10	75.10	150.15	112.65	200.20	150.20	400.40	300.40	1,001.00	751.00	2,002.00	1,502.00	10,010.00	7,510.00	20,020.00	15,020.00	7.64%
	Jan. thru Mar.	103.10	78.10	154.65	117.15	206.20	156.20	412.40	312.40	1,031.00	781.00	2,062.00	1,562.00	10,310.00	7,810.00	20,620.00	15,620.00	7.60%

INTEREST EARNED:

ELIGIBLE FOR SPECIAL TAX EXEMPTION (BEGINNING 1990)

NOT ELIGIBLE FOR SPECIAL TAX EXEMPTION

MARCH 1999

INSIST ON PROPER IDENTIFICATION.

Series EE

SERIES EE - REDEMPTION VALUES AND INTEREST EARNED AMOUNTS BY DENOMINATION

APRIL 1999

ISSUE YEAR	ISSUE MONTHS	\$50		\$75		\$100		\$200		\$500		\$1,000		\$5,000		\$10,000		YIELD FROM ISSUE
		REDEMP. VALUE	INTEREST EARNED	REDEMP. VALUE	INTEREST EARNED	REDEMP. VALUE	INTEREST EARNED	REDEMP. VALUE	INTEREST EARNED	REDEMP. VALUE	INTEREST EARNED	REDEMP. VALUE	INTEREST EARNED	REDEMP. VALUE	INTEREST EARNED	REDEMP. VALUE	INTEREST EARNED	
1999	Jan. thru Apr.	Not eligible for payment																
1998	Nov. thru Dec.	Not eligible for payment																
	Oct.	25.32	0.32	37.98	0.48	50.64	0.64	101.28	1.28	253.20	3.20	506.40	6.40	2,532.00	32.00	5,064.00	64.00	2.56%
	Sep.	25.42	0.42	38.13	0.63	50.84	0.84	101.68	1.68	254.20	4.20	508.40	8.40	2,542.00	42.00	5,084.00	84.00	2.88%
	Aug.	25.52	0.52	38.28	0.78	51.04	1.04	102.08	2.08	255.20	5.20	510.40	10.40	2,552.00	52.00	5,104.00	104.00	3.11%
	July	25.64	0.64	38.46	0.96	51.28	1.28	102.56	2.56	256.40	6.40	512.80	12.80	2,564.00	64.00	5,128.00	128.00	3.40%
	June	25.74	0.74	38.61	1.11	51.48	1.48	102.96	2.96	257.40	7.40	514.80	14.80	2,574.00	74.00	5,148.00	148.00	3.53%
	May	25.84	0.84	38.76	1.26	51.68	1.68	103.36	3.36	258.40	8.40	516.80	16.80	2,584.00	84.00	5,168.00	168.00	3.64%
	Apr.	26.02	1.02	39.03	1.53	52.04	2.04	104.08	4.08	260.20	10.20	520.40	20.40	2,602.00	102.00	5,204.00	204.00	4.04%
	Mar.	26.14	1.14	39.21	1.71	52.28	2.28	104.56	4.56	261.40	11.40	522.80	22.80	2,614.00	114.00	5,228.00	228.00	4.16%
	Feb.	26.24	1.24	39.36	1.86	52.48	2.48	104.96	4.96	262.40	12.40	524.80	24.80	2,624.00	124.00	5,248.00	248.00	4.19%
Jan.	26.36	1.36	39.54	2.04	52.72	2.72	105.44	5.44	263.60	13.60	527.20	27.20	2,636.00	136.00	5,272.00	272.00	4.28%	
1997	Dec.	26.46	1.46	39.69	2.19	52.92	2.92	105.84	5.84	264.60	14.60	529.20	29.20	2,646.00	146.00	5,292.00	292.00	4.30%
	Nov.	26.56	1.56	39.84	2.34	53.12	3.12	106.24	6.24	265.60	15.60	531.20	31.20	2,656.00	156.00	5,312.00	312.00	4.32%
	Oct.	26.78	1.78	40.17	2.67	53.56	3.56	107.12	7.12	267.80	17.80	535.60	35.60	2,678.00	178.00	5,356.00	356.00	4.64%
	Sep.	26.88	1.88	40.32	2.82	53.76	3.76	107.52	7.52	268.80	18.80	537.60	37.60	2,688.00	188.00	5,376.00	376.00	4.63%
	Aug.	27.00	2.00	40.50	3.00	54.00	4.00	108.00	8.00	270.00	20.00	540.00	40.00	2,700.00	200.00	5,400.00	400.00	4.67%
	July	27.10	2.10	40.65	3.15	54.20	4.20	108.40	8.40	271.00	21.00	542.00	42.00	2,710.00	210.00	5,420.00	420.00	4.66%
	June	27.20	2.20	40.80	3.30	54.40	4.40	108.80	8.80	272.00	22.00	544.00	44.00	2,720.00	220.00	5,440.00	440.00	4.65%
	May	27.30	2.30	40.95	3.45	54.60	4.60	109.20	9.20	273.00	23.00	546.00	46.00	2,730.00	230.00	5,460.00	460.00	4.64%
	Jan. thru Apr.	27.38	2.38	41.07	3.57	54.76	4.76	109.52	9.52	273.80	23.80	547.60	47.60	2,738.00	238.00	5,476.00	476.00	4.60%
1996	Nov. thru Dec.	27.38	2.38	41.07	3.57	54.76	4.76	109.52	9.52	273.80	23.80	547.60	47.60	2,738.00	238.00	5,476.00	476.00	4.60%
	May thru Oct.	27.94	2.94	41.91	4.41	55.88	5.88	111.76	11.76	279.40	29.40	558.80	58.80	2,794.00	294.00	5,588.00	588.00	4.50%
	Jan. thru Apr.	28.62	3.62	42.93	5.43	57.24	7.24	114.48	14.48	286.20	36.20	572.40	72.40	2,862.00	362.00	5,724.00	724.00	4.56%
1995	Nov. thru Dec.	28.62	3.62	42.93	5.43	57.24	7.24	114.48	14.48	286.20	36.20	572.40	72.40	2,862.00	362.00	5,724.00	724.00	4.56%
	May thru Oct.	29.38	4.38	44.07	6.57	58.76	8.76	117.52	17.52	293.80	43.80	587.60	87.60	2,938.00	438.00	5,876.00	876.00	4.67%
	Apr.	29.30	4.30	43.95	6.45	58.60	8.60	117.20	17.20	293.00	43.00	586.00	86.00	2,930.00	430.00	5,860.00	860.00	4.01%
	Mar.	29.40	4.40	44.10	6.60	58.80	8.80	117.60	17.60	294.00	44.00	588.00	88.00	2,940.00	440.00	5,880.00	880.00	4.01%
	Feb.	29.50	4.50	44.25	6.75	59.00	9.00	118.00	18.00	295.00	45.00	590.00	90.00	2,950.00	450.00	5,900.00	900.00	4.01%
	Jan.	29.60	4.60	44.40	6.90	59.20	9.20	118.40	18.40	296.00	46.00	592.00	92.00	2,960.00	460.00	5,920.00	920.00	4.01%

APRIL 1999

INSIST ON PROPER IDENTIFICATION.

Series EE

SERIES EE - REDEMPTION VALUES AND INTEREST EARNED AMOUNTS BY DENOMINATION

APRIL 1999

ISSUE YEAR	ISSUE MONTHS	\$50		\$75		\$100		\$200		\$500		\$1,000		\$5,000		\$10,000		YIELD FROM ISSUE
		REDEMP. VALUE	INTEREST EARNED	REDEMP. VALUE	INTEREST EARNED	REDEMP. VALUE	INTEREST EARNED	REDEMP. VALUE	INTEREST EARNED	REDEMP. VALUE	INTEREST EARNED	REDEMP. VALUE	INTEREST EARNED	REDEMP. VALUE	INTEREST EARNED	REDEMP. VALUE	INTEREST EARNED	
1994	Dec.	29.70	4.70	44.55	7.05	59.40	9.40	118.80	18.80	297.00	47.00	594.00	94.00	2,970.00	470.00	5,940.00	940.00	4.02%
	Nov.	29.78	4.78	44.67	7.17	59.56	9.56	119.12	19.12	297.80	47.80	595.60	95.60	2,978.00	478.00	5,956.00	956.00	4.00%
	Oct.	29.88	4.88	44.82	7.32	59.76	9.76	119.52	19.52	298.80	48.80	597.60	97.60	2,988.00	488.00	5,976.00	976.00	4.00%
	Sep.	29.98	4.98	44.97	7.47	59.96	9.96	119.92	19.92	299.80	49.80	599.60	99.60	2,998.00	498.00	5,996.00	996.00	4.00%
	Aug.	30.08	5.08	45.12	7.62	60.16	10.16	120.32	20.32	300.80	50.80	601.60	101.60	3,008.00	508.00	6,016.00	1,016.00	4.00%
	July	30.18	5.18	45.27	7.77	60.36	10.36	120.72	20.72	301.80	51.80	603.60	103.60	3,018.00	518.00	6,036.00	1,036.00	4.00%
	June	30.28	5.28	45.42	7.92	60.56	10.56	121.12	21.12	302.80	52.80	605.60	105.60	3,028.00	528.00	6,056.00	1,056.00	4.00%
	May	30.38	5.38	45.57	8.07	60.76	10.76	121.52	21.52	303.80	53.80	607.60	107.60	3,038.00	538.00	6,076.00	1,076.00	4.00%
	Jan. thru Apr.	32.34	7.34	48.51	11.01	64.68	14.68	129.36	29.36	323.40	73.40	646.80	146.80	3,234.00	734.00	6,468.00	1,468.00	5.22%
1993	Nov. thru Dec.	32.34	7.34	48.51	11.01	64.68	14.68	129.36	29.36	323.40	73.40	646.80	146.80	3,234.00	734.00	6,468.00	1,468.00	5.22%
	May thru Oct.	33.12	8.12	49.68	12.18	66.24	16.24	132.48	32.48	331.20	81.20	662.40	162.40	3,312.00	812.00	6,624.00	1,624.00	5.18%
	Mar. thru Apr.	33.94	8.94	50.91	13.41	67.88	17.88	135.76	35.76	339.40	89.40	678.80	178.80	3,394.00	894.00	6,788.00	1,788.00	5.16%
	Jan. thru Feb.	35.66	10.66	53.49	15.99	71.32	21.32	142.64	42.64	356.60	106.60	713.20	213.20	3,566.00	1,066.00	7,132.00	2,132.00	6.01%
1992	Nov. thru Dec.	35.66	10.66	53.49	15.99	71.32	21.32	142.64	42.64	356.60	106.60	713.20	213.20	3,566.00	1,066.00	7,132.00	2,132.00	6.01%
	May thru Oct.	36.72	11.72	55.08	17.58	73.44	23.44	146.88	46.88	367.20	117.20	734.40	234.40	3,672.00	1,172.00	7,344.00	2,344.00	6.00%
	Jan. thru Apr.	37.82	12.82	56.73	19.23	75.64	25.64	151.28	51.28	378.20	128.20	756.40	256.40	3,782.00	1,282.00	7,564.00	2,564.00	6.00%
1991	Nov. thru Dec.	37.82	12.82	56.73	19.23	75.64	25.64	151.28	51.28	378.20	128.20	756.40	256.40	3,782.00	1,282.00	7,564.00	2,564.00	6.00%
	May thru Oct.	38.96	13.96	58.44	20.94	77.92	27.92	155.84	55.84	389.60	139.60	779.20	279.20	3,896.00	1,396.00	7,792.00	2,792.00	6.00%
	Jan. thru Apr.	40.12	15.12	60.18	22.68	80.24	30.24	160.48	60.48	401.20	151.20	802.40	302.40	4,012.00	1,512.00	8,024.00	3,024.00	6.00%
1990	Nov. thru Dec.	40.12	15.12	60.18	22.68	80.24	30.24	160.48	60.48	401.20	151.20	802.40	302.40	4,012.00	1,512.00	8,024.00	3,024.00	6.00%
	May thru Oct.	41.34	16.34	62.01	24.51	82.68	32.68	165.36	65.36	413.40	163.40	826.80	326.80	4,134.00	1,634.00	8,268.00	3,268.00	6.01%
	Jan. thru Apr.	42.58	17.58	63.87	26.37	85.16	35.16	170.32	70.32	425.80	175.80	851.60	351.60	4,258.00	1,758.00	8,516.00	3,516.00	6.01%
PROCEEDS FROM SERIES EE SAVINGS BONDS WITH ISSUE DATES BEGINNING JANUARY 1990 MAY BE ELIGIBLE FOR SPECIAL TAX EXEMPTION WHEN USED FOR POST SECONDARY EDUCATION - SEE BACK COVER																		
1989	Nov. thru Dec.	42.58	17.58	63.87	26.37	85.16	35.16	170.32	70.32	425.80	175.80	851.60	351.60	4,258.00	1,758.00	8,516.00	3,516.00	6.01%
	May thru Oct.	43.84	18.84	65.76	28.26	87.68	37.68	175.36	75.36	438.40	188.40	876.80	376.80	4,384.00	1,884.00	8,768.00	3,768.00	6.00%
	Jan. thru Apr.	45.16	20.16	67.74	30.24	90.32	40.32	180.64	80.64	451.60	201.60	903.20	403.20	4,516.00	2,016.00	9,032.00	4,032.00	6.00%
1988	Nov. thru Dec.	45.16	20.16	67.74	30.24	90.32	40.32	180.64	80.64	451.60	201.60	903.20	403.20	4,516.00	2,016.00	9,032.00	4,032.00	6.00%
	May thru Oct.	46.52	21.52	69.78	32.28	93.04	43.04	186.08	86.08	465.20	215.20	930.40	430.40	4,652.00	2,152.00	9,304.00	4,304.00	6.00%
	Jan. thru Apr.	47.92	22.92	71.88	34.38	95.84	45.84	191.68	91.68	479.20	229.20	958.40	458.40	4,792.00	2,292.00	9,584.00	4,584.00	6.00%
1987	Nov. thru Dec.	47.92	22.92	71.88	34.38	95.84	45.84	191.68	91.68	479.20	229.20	958.40	458.40	4,792.00	2,292.00	9,584.00	4,584.00	6.00%
	May thru Oct.	49.34	24.34	74.01	36.51	98.68	48.68	197.36	97.36	493.40	243.40	986.80	486.80	4,934.00	2,434.00	9,868.00	4,868.00	6.00%
	Jan. thru Apr.	50.82	25.82	76.23	38.73	101.64	51.64	203.28	103.28	508.20	258.20	1,016.40	516.40	5,082.00	2,582.00	10,164.00	5,164.00	6.00%

APRIL 1999

INSIST ON PROPER IDENTIFICATION.

Series EE

SERIES EE - REDEMPTION VALUES AND INTEREST EARNED AMOUNTS BY DENOMINATION

APRIL 1999

ISSUE YEAR	ISSUE MONTHS	\$50		\$75		\$100		\$200		\$500		\$1,000		\$5,000		\$10,000		YIELD FROM ISSUE
		REDEMP. VALUE	INTEREST EARNED	REDEMP. VALUE	INTEREST EARNED	REDEMP. VALUE	INTEREST EARNED	REDEMP. VALUE	INTEREST EARNED	REDEMP. VALUE	INTEREST EARNED	REDEMP. VALUE	INTEREST EARNED	REDEMP. VALUE	INTEREST EARNED	REDEMP. VALUE	INTEREST EARNED	
1986	Nov. thru Dec.	50.82	25.82	76.23	38.73	101.64	51.64	203.28	103.28	508.20	258.20	1,016.40	516.40	5,082.00	2,582.00	10,164.00	5,164.00	6.00%
	May thru Oct.	57.66	32.66	86.49	48.99	115.32	65.32	230.64	130.64	576.60	326.60	1,153.20	653.20	5,766.00	3,266.00	11,532.00	6,532.00	6.80%
	Jan. thru Apr.	58.82	33.82	88.23	50.73	117.64	67.64	235.28	135.28	588.20	338.20	1,176.40	676.40	5,882.00	3,382.00	11,764.00	6,764.00	6.69%
1985	Nov. thru Dec.	58.82	33.82	88.23	50.73	117.64	67.64	235.28	135.28	588.20	338.20	1,176.40	676.40	5,882.00	3,382.00	11,764.00	6,764.00	6.69%
	May thru Oct.	60.00	35.00	90.00	52.50	120.00	70.00	240.00	140.00	600.00	350.00	1,200.00	700.00	6,000.00	3,500.00	12,000.00	7,000.00	6.59%
	Jan. thru Apr.	61.20	36.20	91.80	54.30	122.40	72.40	244.80	144.80	612.00	362.00	1,224.00	724.00	6,120.00	3,620.00	12,240.00	7,240.00	6.50%
1984	Nov. thru Dec.	61.20	36.20	91.80	54.30	122.40	72.40	244.80	144.80	612.00	362.00	1,224.00	724.00	6,120.00	3,620.00	12,240.00	7,240.00	6.50%
	May thru Oct.	63.22	38.22	94.83	57.33	126.44	76.44	252.88	152.88	632.20	382.20	1,264.40	764.40	6,322.00	3,822.00	12,644.00	7,644.00	6.50%
	Jan. thru Apr.	66.22	41.22	99.33	61.83	132.44	82.44	264.88	164.88	662.20	412.20	1,324.40	824.40	6,622.00	4,122.00	13,244.00	8,244.00	6.60%
1983	Nov. thru Dec.	66.22	41.22	99.33	61.83	132.44	82.44	264.88	164.88	662.20	412.20	1,324.40	824.40	6,622.00	4,122.00	13,244.00	8,244.00	6.60%
	May thru Oct.	69.02	44.02	103.53	66.03	138.04	88.04	276.08	176.08	690.20	440.20	1,380.40	880.40	6,902.00	4,402.00	13,804.00	8,804.00	6.66%
	Mar. thru Apr.	72.88	47.88	109.32	71.82	145.76	95.76	291.52	191.52	728.80	478.80	1,457.60	957.60	7,288.00	4,788.00	14,576.00	9,576.00	6.80%
	Jan. thru Feb.	74.46	49.46	111.69	74.19	148.92	98.92	297.84	197.84	744.60	494.60	1,489.20	989.20	7,446.00	4,946.00	14,892.00	9,892.00	6.94%
1982	Nov. thru Dec.	74.46	49.46	111.69	74.19	148.92	98.92	297.84	197.84	744.60	494.60	1,489.20	989.20	7,446.00	4,946.00	14,892.00	9,892.00	6.94%
	May thru Oct.	83.58	58.58	125.37	87.87	167.16	117.16	334.32	234.32	835.80	585.80	1,671.60	1,171.60	8,358.00	5,858.00	16,716.00	11,716.00	7.45%
	Jan. thru Apr.	86.08	61.08	129.12	91.62	172.16	122.16	344.32	244.32	860.80	610.80	1,721.60	1,221.60	8,608.00	6,108.00	17,216.00	12,216.00	7.41%
1981	Nov. thru Dec.	86.08	61.08	129.12	91.62	172.16	122.16	344.32	244.32	860.80	610.80	1,721.60	1,221.60	8,608.00	6,108.00	17,216.00	12,216.00	7.41%
	May thru Oct.	88.66	63.66	132.99	95.49	177.32	127.32	354.64	254.64	886.60	636.60	1,773.20	1,273.20	8,866.00	6,366.00	17,732.00	12,732.00	7.37%
	Jan. thru Apr.	93.54	68.54	140.31	102.81	187.08	137.08	374.16	274.16	935.40	685.40	1,870.80	1,370.80	9,354.00	6,854.00	18,708.00	13,708.00	7.47%
1980	Nov. thru Dec.	93.54	68.54	140.31	102.81	187.08	137.08	374.16	274.16	935.40	685.40	1,870.80	1,370.80	9,354.00	6,854.00	18,708.00	13,708.00	7.47%
	May thru Oct.	101.10	76.10	151.65	114.15	202.20	152.20	404.40	304.40	1,011.00	761.00	2,022.00	1,522.00	10,110.00	7,610.00	20,220.00	15,220.00	7.70%
	Jan. thru Apr.	103.10	78.10	154.65	117.15	206.20	156.20	412.40	312.40	1,031.00	781.00	2,062.00	1,562.00	10,310.00	7,810.00	20,620.00	15,620.00	7.60%

INTEREST EARNED:

ELIGIBLE FOR SPECIAL TAX EXEMPTION (BEGINNING 1990)

NOT ELIGIBLE FOR SPECIAL TAX EXEMPTION

APRIL 1999

INSIST ON PROPER IDENTIFICATION.

Series EE

SERIES EE - REDEMPTION VALUES AND INTEREST EARNED AMOUNTS BY DENOMINATION

MAY 1999

ISSUE YEAR	ISSUE MONTHS	\$50		\$75		\$100		\$200		\$500		\$1,000		\$5,000		\$10,000		YIELD FROM ISSUE
		REDEMP. VALUE	INTEREST EARNED	REDEMP. VALUE	INTEREST EARNED	REDEMP. VALUE	INTEREST EARNED	REDEMP. VALUE	INTEREST EARNED	REDEMP. VALUE	INTEREST EARNED	REDEMP. VALUE	INTEREST EARNED	REDEMP. VALUE	INTEREST EARNED	REDEMP. VALUE	INTEREST EARNED	
1999	Jan. thru May	Not eligible for payment																
1998	Dec.	Not eligible for payment																
	Nov.	25.28	0.28	37.92	0.42	50.56	0.56	101.12	1.12	252.80	2.80	505.60	5.60	2,528.00	28.00	5,056.00	56.00	2.24%
	Oct.	25.42	0.42	38.13	0.63	50.84	0.84	101.68	1.68	254.20	4.20	508.40	8.40	2,542.00	42.00	5,084.00	84.00	2.88%
	Sep.	25.52	0.52	38.28	0.78	51.04	1.04	102.08	2.08	255.20	5.20	510.40	10.40	2,552.00	52.00	5,104.00	104.00	3.11%
	Aug.	25.64	0.64	38.46	0.96	51.28	1.28	102.56	2.56	256.40	6.40	512.80	12.80	2,564.00	64.00	5,128.00	128.00	3.40%
	July	25.74	0.74	38.61	1.11	51.48	1.48	102.96	2.96	257.40	7.40	514.80	14.80	2,574.00	74.00	5,148.00	148.00	3.53%
	June	25.84	0.84	38.76	1.26	51.68	1.68	103.36	3.36	258.40	8.40	516.80	16.80	2,584.00	84.00	5,168.00	168.00	3.64%
	May	25.94	0.94	38.91	1.41	51.88	1.88	103.76	3.76	259.40	9.40	518.80	18.80	2,594.00	94.00	5,188.00	188.00	3.73%
	Apr.	26.14	1.14	39.21	1.71	52.28	2.28	104.56	4.56	261.40	11.40	522.80	22.80	2,614.00	114.00	5,228.00	228.00	4.16%
	Mar.	26.24	1.24	39.36	1.86	52.48	2.48	104.96	4.96	262.40	12.40	524.80	24.80	2,624.00	124.00	5,248.00	248.00	4.19%
	Feb.	26.36	1.36	39.54	2.04	52.72	2.72	105.44	5.44	263.60	13.60	527.20	27.20	2,636.00	136.00	5,272.00	272.00	4.28%
	Jan.	26.46	1.46	39.69	2.19	52.92	2.92	105.84	5.84	264.60	14.60	529.20	29.20	2,646.00	146.00	5,292.00	292.00	4.30%
1997	Dec.	26.56	1.56	39.84	2.34	53.12	3.12	106.24	6.24	265.60	15.60	531.20	31.20	2,656.00	156.00	5,312.00	312.00	4.32%
	Nov.	26.66	1.66	39.99	2.49	53.32	3.32	106.64	6.64	266.60	16.60	533.20	33.20	2,666.00	166.00	5,332.00	332.00	4.33%
	Oct.	26.88	1.88	40.32	2.82	53.76	3.76	107.52	7.52	268.80	18.80	537.60	37.60	2,688.00	188.00	5,376.00	376.00	4.63%
	Sep.	27.00	2.00	40.50	3.00	54.00	4.00	108.00	8.00	270.00	20.00	540.00	40.00	2,700.00	200.00	5,400.00	400.00	4.67%
	Aug.	27.10	2.10	40.65	3.15	54.20	4.20	108.40	8.40	271.00	21.00	542.00	42.00	2,710.00	210.00	5,420.00	420.00	4.66%
	July	27.20	2.20	40.80	3.30	54.40	4.40	108.80	8.80	272.00	22.00	544.00	44.00	2,720.00	220.00	5,440.00	440.00	4.65%
	June	27.30	2.30	40.95	3.45	54.60	4.60	109.20	9.20	273.00	23.00	546.00	46.00	2,730.00	230.00	5,460.00	460.00	4.64%
	May	27.40	2.40	41.10	3.60	54.80	4.80	109.60	9.60	274.00	24.00	548.00	48.00	2,740.00	240.00	5,480.00	480.00	4.64%
	Jan. thru Apr.	27.38	2.38	41.07	3.57	54.76	4.76	109.52	9.52	273.80	23.80	547.60	47.60	2,738.00	238.00	5,476.00	476.00	4.60%
1996	Dec.	27.38	2.38	41.07	3.57	54.76	4.76	109.52	9.52	273.80	23.80	547.60	47.60	2,738.00	238.00	5,476.00	476.00	4.60%
	Nov.	27.92	2.92	41.88	4.38	55.84	5.84	111.68	11.68	279.20	29.20	558.40	58.40	2,792.00	292.00	5,584.00	584.00	4.47%
	June thru Oct.	27.94	2.94	41.91	4.41	55.88	5.88	111.76	11.76	279.40	29.40	558.80	58.80	2,794.00	294.00	5,588.00	588.00	4.50%
	May	28.50	3.50	42.75	5.25	57.00	7.00	114.00	14.00	285.00	35.00	570.00	70.00	2,850.00	350.00	5,700.00	700.00	4.42%
	Jan. thru Apr.	28.62	3.62	42.93	5.43	57.24	7.24	114.48	14.48	286.20	36.20	572.40	72.40	2,862.00	362.00	5,724.00	724.00	4.56%

MAY 1999
INSIST ON PROPER IDENTIFICATION.

SERIES EE - REDEMPTION VALUES AND INTEREST EARNED AMOUNTS BY DENOMINATION

MAY 1999

ISSUE YEAR	ISSUE MONTHS	\$50		\$75		\$100		\$200		\$500		\$1,000		\$5,000		\$10,000		YIELD FROM ISSUE
		REDEMP. VALUE	INTEREST EARNED	REDEMP. VALUE	INTEREST EARNED	REDEMP. VALUE	INTEREST EARNED	REDEMP. VALUE	INTEREST EARNED	REDEMP. VALUE	INTEREST EARNED	REDEMP. VALUE	INTEREST EARNED	REDEMP. VALUE	INTEREST EARNED	REDEMP. VALUE	INTEREST EARNED	
1995	Dec.	28.62	3.62	42.93	5.43	57.24	7.24	114.48	14.48	286.20	36.20	572.40	72.40	2,862.00	362.00	5,724.00	724.00	4.56%
	Nov.	29.20	4.20	43.80	6.30	58.40	8.40	116.80	16.80	292.00	42.00	584.00	84.00	2,920.00	420.00	5,840.00	840.00	4.49%
	June thru Oct.	29.38	4.38	44.07	6.57	58.76	8.76	117.52	17.52	293.80	43.80	587.60	87.60	2,938.00	438.00	5,876.00	876.00	4.67%
	May	29.96	4.96	44.94	7.44	59.92	9.92	119.84	19.84	299.60	49.60	599.20	99.20	2,996.00	496.00	5,992.00	992.00	4.58%
	Apr.	29.40	4.40	44.10	6.60	58.80	8.80	117.60	17.60	294.00	44.00	588.00	88.00	2,940.00	440.00	5,880.00	880.00	4.01%
	Mar.	29.50	4.50	44.25	6.75	59.00	9.00	118.00	18.00	295.00	45.00	590.00	90.00	2,950.00	450.00	5,900.00	900.00	4.01%
	Feb.	29.60	4.60	44.40	6.90	59.20	9.20	118.40	18.40	296.00	46.00	592.00	92.00	2,960.00	460.00	5,920.00	920.00	4.01%
	Jan.	29.70	4.70	44.55	7.05	59.40	9.40	118.80	18.80	297.00	47.00	594.00	94.00	2,970.00	470.00	5,940.00	940.00	4.02%
1994	Dec.	29.78	4.78	44.67	7.17	59.56	9.56	119.12	19.12	297.80	47.80	595.60	95.60	2,978.00	478.00	5,956.00	956.00	4.00%
	Nov.	29.88	4.88	44.82	7.32	59.76	9.76	119.52	19.52	298.80	48.80	597.60	97.60	2,988.00	488.00	5,976.00	976.00	4.00%
	Oct.	29.98	4.98	44.97	7.47	59.96	9.96	119.92	19.92	299.80	49.80	599.60	99.60	2,998.00	498.00	5,996.00	996.00	4.00%
	Sep.	30.08	5.08	45.12	7.62	60.16	10.16	120.32	20.32	300.80	50.80	601.60	101.60	3,008.00	508.00	6,016.00	1,016.00	4.00%
	Aug.	30.18	5.18	45.27	7.77	60.36	10.36	120.72	20.72	301.80	51.80	603.60	103.60	3,018.00	518.00	6,036.00	1,036.00	4.00%
	July	30.28	5.28	45.42	7.92	60.56	10.56	121.12	21.12	302.80	52.80	605.60	105.60	3,028.00	528.00	6,056.00	1,056.00	4.00%
	June	30.38	5.38	45.57	8.07	60.76	10.76	121.52	21.52	303.80	53.80	607.60	107.60	3,038.00	538.00	6,076.00	1,076.00	4.00%
	May	32.36	7.36	48.54	11.04	64.72	14.72	129.44	29.44	323.60	73.60	647.20	147.20	3,236.00	736.00	6,472.00	1,472.00	5.23%
	Jan. thru Apr.	32.34	7.34	48.51	11.01	64.68	14.68	129.36	29.36	323.40	73.40	646.80	146.80	3,234.00	734.00	6,468.00	1,468.00	5.22%
1993	Dec.	32.34	7.34	48.51	11.01	64.68	14.68	129.36	29.36	323.40	73.40	646.80	146.80	3,234.00	734.00	6,468.00	1,468.00	5.22%
	Nov.	33.04	8.04	49.56	12.06	66.08	16.08	132.16	32.16	330.40	80.40	660.80	160.80	3,304.00	804.00	6,608.00	1,608.00	5.13%
	June thru Oct.	33.12	8.12	49.68	12.18	66.24	16.24	132.48	32.48	331.20	81.20	662.40	162.40	3,312.00	812.00	6,624.00	1,624.00	5.18%
	May	33.82	8.82	50.73	13.23	67.64	17.64	135.28	35.28	338.20	88.20	676.40	176.40	3,382.00	882.00	6,764.00	1,764.00	5.10%
	Mar. thru Apr.	33.94	8.94	50.91	13.41	67.88	17.88	135.76	35.76	339.40	89.40	678.80	178.80	3,394.00	894.00	6,788.00	1,788.00	5.16%
	Jan. thru Feb.	35.66	10.66	53.49	15.99	71.32	21.32	142.64	42.64	356.60	106.60	713.20	213.20	3,566.00	1,066.00	7,132.00	2,132.00	6.01%
1992	Dec.	35.66	10.66	53.49	15.99	71.32	21.32	142.64	42.64	356.60	106.60	713.20	213.20	3,566.00	1,066.00	7,132.00	2,132.00	6.01%
	June thru Nov.	36.72	11.72	55.08	17.58	73.44	23.44	146.88	46.88	367.20	117.20	734.40	234.40	3,672.00	1,172.00	7,344.00	2,344.00	6.00%
	Jan. thru May	37.82	12.82	56.73	19.23	75.64	25.64	151.28	51.28	378.20	128.20	756.40	256.40	3,782.00	1,282.00	7,564.00	2,564.00	6.00%
1991	Dec.	37.82	12.82	56.73	19.23	75.64	25.64	151.28	51.28	378.20	128.20	756.40	256.40	3,782.00	1,282.00	7,564.00	2,564.00	6.00%
	June thru Nov.	38.96	13.96	58.44	20.94	77.92	27.92	155.84	55.84	389.60	139.60	779.20	279.20	3,896.00	1,396.00	7,792.00	2,792.00	6.00%
	Jan. thru May	40.12	15.12	60.18	22.68	80.24	30.24	160.48	60.48	401.20	151.20	802.40	302.40	4,012.00	1,512.00	8,024.00	3,024.00	6.00%
1990	Dec.	40.12	15.12	60.18	22.68	80.24	30.24	160.48	60.48	401.20	151.20	802.40	302.40	4,012.00	1,512.00	8,024.00	3,024.00	6.00%
	June thru Nov.	41.34	16.34	62.01	24.51	82.68	32.68	165.36	65.36	413.40	163.40	826.80	326.80	4,134.00	1,634.00	8,268.00	3,268.00	6.01%
	Jan. thru May	42.58	17.58	63.87	26.37	85.16	35.16	170.32	70.32	425.80	175.80	851.60	351.60	4,258.00	1,758.00	8,516.00	3,516.00	6.01%

MAY 1999
INSIST ON PROPER IDENTIFICATION.

SERIES EE - REDEMPTION VALUES AND INTEREST EARNED AMOUNTS BY DENOMINATION

MAY 1999

ISSUE YEAR	ISSUE MONTHS	\$50		\$75		\$100		\$200		\$500		\$1,000		\$5,000		\$10,000		YIELD FROM ISSUE
		REDEMP. VALUE	INTEREST EARNED	REDEMP. VALUE	INTEREST EARNED	REDEMP. VALUE	INTEREST EARNED	REDEMP. VALUE	INTEREST EARNED	REDEMP. VALUE	INTEREST EARNED	REDEMP. VALUE	INTEREST EARNED	REDEMP. VALUE	INTEREST EARNED	REDEMP. VALUE	INTEREST EARNED	
PROCEEDS FROM SERIES EE SAVINGS BONDS WITH ISSUE DATES BEGINNING JANUARY 1990 MAY BE ELIGIBLE FOR SPECIAL TAX EXEMPTION WHEN USED FOR POST SECONDARY EDUCATION - SEE BACK COVER																		
1989	Dec.	42.58	17.58	63.87	26.37	85.16	35.16	170.32	70.32	425.80	175.80	851.60	351.60	4,258.00	1,758.00	8,516.00	3,516.00	6.01%
	June thru Nov.	43.84	18.84	65.76	28.26	87.68	37.68	175.36	75.36	438.40	188.40	876.80	376.80	4,384.00	1,884.00	8,768.00	3,768.00	6.00%
	Jan. thru May	45.16	20.16	67.74	30.24	90.32	40.32	180.64	80.64	451.60	201.60	903.20	403.20	4,516.00	2,016.00	9,032.00	4,032.00	6.00%
1988	Dec.	45.16	20.16	67.74	30.24	90.32	40.32	180.64	80.64	451.60	201.60	903.20	403.20	4,516.00	2,016.00	9,032.00	4,032.00	6.00%
	June thru Nov.	46.52	21.52	69.78	32.28	93.04	43.04	186.08	86.08	465.20	215.20	930.40	430.40	4,652.00	2,152.00	9,304.00	4,304.00	6.00%
	Jan. thru May	47.92	22.92	71.88	34.38	95.84	45.84	191.68	91.68	479.20	229.20	958.40	458.40	4,792.00	2,292.00	9,584.00	4,584.00	6.00%
1987	Dec.	47.92	22.92	71.88	34.38	95.84	45.84	191.68	91.68	479.20	229.20	958.40	458.40	4,792.00	2,292.00	9,584.00	4,584.00	6.00%
	June thru Nov.	49.34	24.34	74.01	36.51	98.68	48.68	197.36	97.36	493.40	243.40	986.80	486.80	4,934.00	2,434.00	9,868.00	4,868.00	6.00%
	Jan. thru May	50.82	25.82	76.23	38.73	101.64	51.64	203.28	103.28	508.20	258.20	1,016.40	516.40	5,082.00	2,582.00	10,164.00	5,164.00	6.00%
1986	Dec.	50.82	25.82	76.23	38.73	101.64	51.64	203.28	103.28	508.20	258.20	1,016.40	516.40	5,082.00	2,582.00	10,164.00	5,164.00	6.00%
	Nov.	51.84	26.84	77.76	40.26	103.68	53.68	207.36	107.36	518.40	268.40	1,036.80	536.80	5,184.00	2,684.00	10,368.00	5,368.00	5.92%
	June thru Oct.	57.66	32.66	86.49	48.99	115.32	65.32	230.64	130.64	576.60	326.60	1,153.20	653.20	5,766.00	3,266.00	11,532.00	6,532.00	6.80%
	Jan. thru May	58.82	33.82	88.23	50.73	117.64	67.64	235.28	135.28	588.20	338.20	1,176.40	676.40	5,882.00	3,382.00	11,764.00	6,764.00	6.69%
1985	Dec.	58.82	33.82	88.23	50.73	117.64	67.64	235.28	135.28	588.20	338.20	1,176.40	676.40	5,882.00	3,382.00	11,764.00	6,764.00	6.69%
	June thru Nov.	60.00	35.00	90.00	52.50	120.00	70.00	240.00	140.00	600.00	350.00	1,200.00	700.00	6,000.00	3,500.00	12,000.00	7,000.00	6.59%
	Jan. thru May	61.20	36.20	91.80	54.30	122.40	72.40	244.80	144.80	612.00	362.00	1,224.00	724.00	6,120.00	3,620.00	12,240.00	7,240.00	6.50%
1984	Dec.	61.20	36.20	91.80	54.30	122.40	72.40	244.80	144.80	612.00	362.00	1,224.00	724.00	6,120.00	3,620.00	12,240.00	7,240.00	6.50%
	Nov.	62.42	37.42	93.63	56.13	124.84	74.84	249.68	149.68	624.20	374.20	1,248.40	748.40	6,242.00	3,742.00	12,484.00	7,484.00	6.41%
	June thru Oct.	63.22	38.22	94.83	57.33	126.44	76.44	252.88	152.88	632.20	382.20	1,264.40	764.40	6,322.00	3,822.00	12,644.00	7,644.00	6.50%
	May	64.60	39.60	96.90	59.40	129.20	79.20	258.40	158.40	646.00	396.00	1,292.00	792.00	6,460.00	3,960.00	12,920.00	7,920.00	6.43%
	Jan. thru Apr.	66.22	41.22	99.33	61.83	132.44	82.44	264.88	164.88	662.20	412.20	1,324.40	824.40	6,622.00	4,122.00	13,244.00	8,244.00	6.60%
1983	Dec.	66.22	41.22	99.33	61.83	132.44	82.44	264.88	164.88	662.20	412.20	1,324.40	824.40	6,622.00	4,122.00	13,244.00	8,244.00	6.60%
	Nov.	67.70	42.70	101.55	64.05	135.40	85.40	270.80	170.80	677.00	427.00	1,354.00	854.00	6,770.00	4,270.00	13,540.00	8,540.00	6.53%
	June thru Oct.	69.02	44.02	103.53	66.03	138.04	88.04	276.08	176.08	690.20	440.20	1,380.40	880.40	6,902.00	4,402.00	13,804.00	8,804.00	6.66%
	May	70.56	45.56	105.84	68.34	141.12	91.12	282.24	182.24	705.60	455.60	1,411.20	911.20	7,056.00	4,556.00	14,112.00	9,112.00	6.59%
	Mar. thru Apr.	72.88	47.88	109.32	71.82	145.76	95.76	291.52	191.52	728.80	478.80	1,457.60	957.60	7,288.00	4,788.00	14,576.00	9,576.00	6.80%
	Jan. thru Feb.	74.46	49.46	111.69	74.19	148.92	98.92	297.84	197.84	744.60	494.60	1,489.20	989.20	7,446.00	4,946.00	14,892.00	9,892.00	6.94%
1982	Dec.	74.46	49.46	111.69	74.19	148.92	98.92	297.84	197.84	744.60	494.60	1,489.20	989.20	7,446.00	4,946.00	14,892.00	9,892.00	6.94%
	Nov.	76.70	51.70	115.05	77.55	153.40	103.40	306.80	206.80	767.00	517.00	1,534.00	1,034.00	7,670.00	5,170.00	15,340.00	10,340.00	6.91%
	June thru Oct.	83.58	58.58	125.37	87.87	167.16	117.16	334.32	234.32	835.80	585.80	1,671.60	1,171.60	8,358.00	5,858.00	16,716.00	11,716.00	7.45%
	Jan. thru May	86.08	61.08	129.12	91.62	172.16	122.16	344.32	244.32	860.80	610.80	1,721.60	1,221.60	8,608.00	6,108.00	17,216.00	12,216.00	7.41%

MAY 1999

INSIST ON PROPER IDENTIFICATION.

Series EE

SERIES EE - REDEMPTION VALUES AND INTEREST EARNED AMOUNTS BY DENOMINATION

MAY 1999

ISSUE YEAR	ISSUE MONTHS	\$50		\$75		\$100		\$200		\$500		\$1,000		\$5,000		\$10,000		YIELD FROM ISSUE
		REDEMP. VALUE	INTEREST EARNED	REDEMP. VALUE	INTEREST EARNED	REDEMP. VALUE	INTEREST EARNED	REDEMP. VALUE	INTEREST EARNED	REDEMP. VALUE	INTEREST EARNED	REDEMP. VALUE	INTEREST EARNED	REDEMP. VALUE	INTEREST EARNED	REDEMP. VALUE	INTEREST EARNED	
1981	Dec.	86.08	61.08	129.12	91.62	172.16	122.16	344.32	244.32	860.80	610.80	1,721.60	1,221.60	8,608.00	6,108.00	17,216.00	12,216.00	7.41%
	June thru Nov.	88.66	63.66	132.99	95.49	177.32	127.32	354.64	254.64	886.60	636.60	1,773.20	1,273.20	8,866.00	6,366.00	17,732.00	12,732.00	7.37%
	May	91.32	66.32	136.98	99.48	182.64	132.64	365.28	265.28	913.20	663.20	1,826.40	1,326.40	9,132.00	6,632.00	18,264.00	13,264.00	7.33%
	Jan. thru Apr.	93.54	68.54	140.31	102.81	187.08	137.08	374.16	274.16	935.40	685.40	1,870.80	1,370.80	9,354.00	6,854.00	18,708.00	13,708.00	7.47%
1980	Dec.	93.54	68.54	140.31	102.81	187.08	137.08	374.16	274.16	935.40	685.40	1,870.80	1,370.80	9,354.00	6,854.00	18,708.00	13,708.00	7.47%
	Nov.	96.34	71.34	144.51	107.01	192.68	142.68	385.36	285.36	963.40	713.40	1,926.80	1,426.80	9,634.00	7,134.00	19,268.00	14,268.00	7.43%
	June thru Oct.	101.10	76.10	151.65	114.15	202.20	152.20	404.40	304.40	1,011.00	761.00	2,022.00	1,522.00	10,110.00	7,610.00	20,220.00	15,220.00	7.70%
	May	104.12	79.12	156.18	118.68	208.24	158.24	416.48	316.48	1,041.20	791.20	2,082.40	1,582.40	10,412.00	7,912.00	20,824.00	15,824.00	7.65%
	Jan. thru Apr.	103.10	78.10	154.65	117.15	206.20	156.20	412.40	312.40	1,031.00	781.00	2,062.00	1,562.00	10,310.00	7,810.00	20,620.00	15,620.00	7.60%

INTEREST EARNED:

ELIGIBLE FOR SPECIAL TAX EXEMPTION (BEGINNING 1990)

NOT ELIGIBLE FOR SPECIAL TAX EXEMPTION

MAY 1999

INSIST ON PROPER IDENTIFICATION.

Series EE

SERIES EE - REDEMPTION VALUES AND INTEREST EARNED AMOUNTS BY DENOMINATION

JUNE 1999

ISSUE YEAR	ISSUE MONTHS	\$50		\$75		\$100		\$200		\$500		\$1,000		\$5,000		\$10,000		YIELD FROM ISSUE
		REDEMP. VALUE	INTEREST EARNED	REDEMP. VALUE	INTEREST EARNED	REDEMP. VALUE	INTEREST EARNED	REDEMP. VALUE	INTEREST EARNED	REDEMP. VALUE	INTEREST EARNED	REDEMP. VALUE	INTEREST EARNED	REDEMP. VALUE	INTEREST EARNED	REDEMP. VALUE	INTEREST EARNED	
1999	Jan. thru June	Not eligible for payment																
1998	Dec.	25.28	0.28	37.92	0.42	50.56	0.56	101.12	1.12	252.80	2.80	505.60	5.60	2,528.00	28.00	5,056.00	56.00	2.24%
	Nov.	25.38	0.38	38.07	0.57	50.76	0.76	101.52	1.52	253.80	3.80	507.60	7.60	2,538.00	38.00	5,076.00	76.00	2.60%
	Oct.	25.52	0.52	38.28	0.78	51.04	1.04	102.08	2.08	255.20	5.20	510.40	10.40	2,552.00	52.00	5,104.00	104.00	3.11%
	Sep.	25.64	0.64	38.46	0.96	51.28	1.28	102.56	2.56	256.40	6.40	512.80	12.80	2,564.00	64.00	5,128.00	128.00	3.40%
	Aug.	25.74	0.74	38.61	1.11	51.48	1.48	102.96	2.96	257.40	7.40	514.80	14.80	2,574.00	74.00	5,148.00	148.00	3.53%
	July	25.84	0.84	38.76	1.26	51.68	1.68	103.36	3.36	258.40	8.40	516.80	16.80	2,584.00	84.00	5,168.00	168.00	3.64%
	June	25.94	0.94	38.91	1.41	51.88	1.88	103.76	3.76	259.40	9.40	518.80	18.80	2,594.00	94.00	5,188.00	188.00	3.73%
	May	26.04	1.04	39.06	1.56	52.08	2.08	104.16	4.16	260.40	10.40	520.80	20.80	2,604.00	104.00	5,208.00	208.00	3.80%
	Apr.	26.24	1.24	39.36	1.86	52.48	2.48	104.96	4.96	262.40	12.40	524.80	24.80	2,624.00	124.00	5,248.00	248.00	4.19%
	Mar.	26.36	1.36	39.54	2.04	52.72	2.72	105.44	5.44	263.60	13.60	527.20	27.20	2,636.00	136.00	5,272.00	272.00	4.28%
	Feb.	26.46	1.46	39.69	2.19	52.92	2.92	105.84	5.84	264.60	14.60	529.20	29.20	2,646.00	146.00	5,292.00	292.00	4.30%
Jan.	26.56	1.56	39.84	2.34	53.12	3.12	106.24	6.24	265.60	15.60	531.20	31.20	2,656.00	156.00	5,312.00	312.00	4.32%	
1997	Dec.	26.66	1.66	39.99	2.49	53.32	3.32	106.64	6.64	266.60	16.60	533.20	33.20	2,666.00	166.00	5,332.00	332.00	4.33%
	Nov.	26.76	1.76	40.14	2.64	53.52	3.52	107.04	7.04	267.60	17.60	535.20	35.20	2,676.00	176.00	5,352.00	352.00	4.34%
	Oct.	27.00	2.00	40.50	3.00	54.00	4.00	108.00	8.00	270.00	20.00	540.00	40.00	2,700.00	200.00	5,400.00	400.00	4.67%
	Sep.	27.10	2.10	40.65	3.15	54.20	4.20	108.40	8.40	271.00	21.00	542.00	42.00	2,710.00	210.00	5,420.00	420.00	4.66%
	Aug.	27.20	2.20	40.80	3.30	54.40	4.40	108.80	8.80	272.00	22.00	544.00	44.00	2,720.00	220.00	5,440.00	440.00	4.65%
	July	27.30	2.30	40.95	3.45	54.60	4.60	109.20	9.20	273.00	23.00	546.00	46.00	2,730.00	230.00	5,460.00	460.00	4.64%
	June	27.40	2.40	41.10	3.60	54.80	4.80	109.60	9.60	274.00	24.00	548.00	48.00	2,740.00	240.00	5,480.00	480.00	4.64%
	May	27.52	2.52	41.28	3.78	55.04	5.04	110.08	10.08	275.20	25.20	550.40	50.40	2,752.00	252.00	5,504.00	504.00	4.66%
Jan. thru Apr.	27.38	2.38	41.07	3.57	54.76	4.76	109.52	9.52	273.80	23.80	547.60	47.60	2,738.00	238.00	5,476.00	476.00	4.60%	
1996	Nov. thru Dec.	27.92	2.92	41.88	4.38	55.84	5.84	111.68	11.68	279.20	29.20	558.40	58.40	2,792.00	292.00	5,584.00	584.00	4.47%
	July thru Oct.	27.94	2.94	41.91	4.41	55.88	5.88	111.76	11.76	279.40	29.40	558.80	58.80	2,794.00	294.00	5,588.00	588.00	4.50%
	May thru June	28.50	3.50	42.75	5.25	57.00	7.00	114.00	14.00	285.00	35.00	570.00	70.00	2,850.00	350.00	5,700.00	700.00	4.42%
	Jan. thru Apr.	28.62	3.62	42.93	5.43	57.24	7.24	114.48	14.48	286.20	36.20	572.40	72.40	2,862.00	362.00	5,724.00	724.00	4.56%
1995	Nov. thru Dec.	29.20	4.20	43.80	6.30	58.40	8.40	116.80	16.80	292.00	42.00	584.00	84.00	2,920.00	420.00	5,840.00	840.00	4.49%
	July thru Oct.	29.38	4.38	44.07	6.57	58.76	8.76	117.52	17.52	293.80	43.80	587.60	87.60	2,938.00	438.00	5,876.00	876.00	4.67%
	May thru June	29.96	4.96	44.94	7.44	59.92	9.92	119.84	19.84	299.60	49.60	599.20	99.20	2,996.00	496.00	5,992.00	992.00	4.58%
	Apr.	29.50	4.50	44.25	6.75	59.00	9.00	118.00	18.00	295.00	45.00	590.00	90.00	2,950.00	450.00	5,900.00	900.00	4.01%
	Mar.	29.60	4.60	44.40	6.90	59.20	9.20	118.40	18.40	296.00	46.00	592.00	92.00	2,960.00	460.00	5,920.00	920.00	4.01%
	Feb.	29.70	4.70	44.55	7.05	59.40	9.40	118.80	18.80	297.00	47.00	594.00	94.00	2,970.00	470.00	5,940.00	940.00	4.02%
	Jan.	29.78	4.78	44.67	7.17	59.56	9.56	119.12	19.12	297.80	47.80	595.60	95.60	2,978.00	478.00	5,956.00	956.00	4.00%

JUNE 1999

INSIST ON PROPER IDENTIFICATION.

Series EE

SERIES EE - REDEMPTION VALUES AND INTEREST EARNED AMOUNTS BY DENOMINATION

JUNE 1999

ISSUE YEAR	ISSUE MONTHS	\$50		\$75		\$100		\$200		\$500		\$1,000		\$5,000		\$10,000		YIELD FROM ISSUE
		REDEMP. VALUE	INTEREST EARNED	REDEMP. VALUE	INTEREST EARNED	REDEMP. VALUE	INTEREST EARNED	REDEMP. VALUE	INTEREST EARNED	REDEMP. VALUE	INTEREST EARNED	REDEMP. VALUE	INTEREST EARNED	REDEMP. VALUE	INTEREST EARNED	REDEMP. VALUE	INTEREST EARNED	
1994	Dec.	29.88	4.88	44.82	7.32	59.76	9.76	119.52	19.52	298.80	48.80	597.60	97.60	2,988.00	488.00	5,976.00	976.00	4.00%
	Nov.	29.98	4.98	44.97	7.47	59.96	9.96	119.92	19.92	299.80	49.80	599.60	99.60	2,998.00	498.00	5,996.00	996.00	4.00%
	Oct.	30.08	5.08	45.12	7.62	60.16	10.16	120.32	20.32	300.80	50.80	601.60	101.60	3,008.00	508.00	6,016.00	1,016.00	4.00%
	Sep.	30.18	5.18	45.27	7.77	60.36	10.36	120.72	20.72	301.80	51.80	603.60	103.60	3,018.00	518.00	6,036.00	1,036.00	4.00%
	Aug.	30.28	5.28	45.42	7.92	60.56	10.56	121.12	21.12	302.80	52.80	605.60	105.60	3,028.00	528.00	6,056.00	1,056.00	4.00%
	July	30.38	5.38	45.57	8.07	60.76	10.76	121.52	21.52	303.80	53.80	607.60	107.60	3,038.00	538.00	6,076.00	1,076.00	4.00%
	May thru June	32.36	7.36	48.54	11.04	64.72	14.72	129.44	29.44	323.60	73.60	647.20	147.20	3,236.00	736.00	6,472.00	1,472.00	5.23%
	Jan. thru Apr.	32.34	7.34	48.51	11.01	64.68	14.68	129.36	29.36	323.40	73.40	646.80	146.80	3,234.00	734.00	6,468.00	1,468.00	5.22%
1993	Nov. thru Dec.	33.04	8.04	49.56	12.06	66.08	16.08	132.16	32.16	330.40	80.40	660.80	160.80	3,304.00	804.00	6,608.00	1,608.00	5.13%
	July thru Oct.	33.12	8.12	49.68	12.18	66.24	16.24	132.48	32.48	331.20	81.20	662.40	162.40	3,312.00	812.00	6,624.00	1,624.00	5.18%
	May thru June	33.82	8.82	50.73	13.23	67.64	17.64	135.28	35.28	338.20	88.20	676.40	176.40	3,382.00	882.00	6,764.00	1,764.00	5.10%
	Mar. thru Apr.	33.94	8.94	50.91	13.41	67.88	17.88	135.76	35.76	339.40	89.40	678.80	178.80	3,394.00	894.00	6,788.00	1,788.00	5.16%
	Jan. thru Feb.	35.66	10.66	53.49	15.99	71.32	21.32	142.64	42.64	356.60	106.60	713.20	213.20	3,566.00	1,066.00	7,132.00	2,132.00	6.01%
1992	July thru Dec.	36.72	11.72	55.08	17.58	73.44	23.44	146.88	46.88	367.20	117.20	734.40	234.40	3,672.00	1,172.00	7,344.00	2,344.00	6.00%
	Jan. thru June	37.82	12.82	56.73	19.23	75.64	25.64	151.28	51.28	378.20	128.20	756.40	256.40	3,782.00	1,282.00	7,564.00	2,564.00	6.00%
1991	July thru Dec.	38.96	13.96	58.44	20.94	77.92	27.92	155.84	55.84	389.60	139.60	779.20	279.20	3,896.00	1,396.00	7,792.00	2,792.00	6.00%
	Jan. thru June	40.12	15.12	60.18	22.68	80.24	30.24	160.48	60.48	401.20	151.20	802.40	302.40	4,012.00	1,512.00	8,024.00	3,024.00	6.00%
1990	July thru Dec.	41.34	16.34	62.01	24.51	82.68	32.68	165.36	65.36	413.40	163.40	826.80	326.80	4,134.00	1,634.00	8,268.00	3,268.00	6.01%
	Jan. thru June	42.58	17.58	63.87	26.37	85.16	35.16	170.32	70.32	425.80	175.80	851.60	351.60	4,258.00	1,758.00	8,516.00	3,516.00	6.01%
PROCEEDS FROM SERIES EE SAVINGS BONDS WITH ISSUE DATES BEGINNING JANUARY 1990 MAY BE ELIGIBLE FOR SPECIAL TAX EXEMPTION WHEN USED FOR POST SECONDARY EDUCATION - SEE BACK COVER																		
1989	July thru Dec.	43.84	18.84	65.76	28.26	87.68	37.68	175.36	75.36	438.40	188.40	876.80	376.80	4,384.00	1,884.00	8,768.00	3,768.00	6.00%
	Jan. thru June	45.16	20.16	67.74	30.24	90.32	40.32	180.64	80.64	451.60	201.60	903.20	403.20	4,516.00	2,016.00	9,032.00	4,032.00	6.00%
1988	July thru Dec.	46.52	21.52	69.78	32.28	93.04	43.04	186.08	86.08	465.20	215.20	930.40	430.40	4,652.00	2,152.00	9,304.00	4,304.00	6.00%
	Jan. thru June	47.92	22.92	71.88	34.38	95.84	45.84	191.68	91.68	479.20	229.20	958.40	458.40	4,792.00	2,292.00	9,584.00	4,584.00	6.00%
1987	July thru Dec.	49.34	24.34	74.01	36.51	98.68	48.68	197.36	97.36	493.40	243.40	986.80	486.80	4,934.00	2,434.00	9,868.00	4,868.00	6.00%
	Jan. thru June	50.82	25.82	76.23	38.73	101.64	51.64	203.28	103.28	508.20	258.20	1,016.40	516.40	5,082.00	2,582.00	10,164.00	5,164.00	6.00%
1986	Nov. thru Dec.	51.84	26.84	77.76	40.26	103.68	53.68	207.36	107.36	518.40	268.40	1,036.80	536.80	5,184.00	2,684.00	10,368.00	5,368.00	5.92%
	July thru Oct.	57.66	32.66	86.49	48.99	115.32	65.32	230.64	130.64	576.60	326.60	1,153.20	653.20	5,766.00	3,266.00	11,532.00	6,532.00	6.80%
	Jan. thru June	58.82	33.82	88.23	50.73	117.64	67.64	235.28	135.28	588.20	338.20	1,176.40	676.40	5,882.00	3,382.00	11,764.00	6,764.00	6.69%
1985	July thru Dec.	60.00	35.00	90.00	52.50	120.00	70.00	240.00	140.00	600.00	350.00	1,200.00	700.00	6,000.00	3,500.00	12,000.00	7,000.00	6.59%
	Jan. thru June	61.20	36.20	91.80	54.30	122.40	72.40	244.80	144.80	612.00	362.00	1,224.00	724.00	6,120.00	3,620.00	12,240.00	7,240.00	6.50%

JUNE 1999

INSIST ON PROPER IDENTIFICATION.

Series EE

SERIES EE - REDEMPTION VALUES AND INTEREST EARNED AMOUNTS BY DENOMINATION

JUNE 1999

ISSUE YEAR	ISSUE MONTHS	\$50		\$75		\$100		\$200		\$500		\$1,000		\$5,000		\$10,000		YIELD FROM ISSUE
		REDEMP. VALUE	INTEREST EARNED	REDEMP. VALUE	INTEREST EARNED	REDEMP. VALUE	INTEREST EARNED	REDEMP. VALUE	INTEREST EARNED	REDEMP. VALUE	INTEREST EARNED	REDEMP. VALUE	INTEREST EARNED	REDEMP. VALUE	INTEREST EARNED	REDEMP. VALUE	INTEREST EARNED	
1984	Nov. thru Dec.	62.42	37.42	93.63	56.13	124.84	74.84	249.68	149.68	624.20	374.20	1,248.40	748.40	6,242.00	3,742.00	12,484.00	7,484.00	6.41%
	July thru Oct.	63.22	38.22	94.83	57.33	126.44	76.44	252.88	152.88	632.20	382.20	1,264.40	764.40	6,322.00	3,822.00	12,644.00	7,644.00	6.50%
	May thru June	64.60	39.60	96.90	59.40	129.20	79.20	258.40	158.40	646.00	396.00	1,292.00	792.00	6,460.00	3,960.00	12,920.00	7,920.00	6.43%
	Jan. thru Apr.	66.22	41.22	99.33	61.83	132.44	82.44	264.88	164.88	662.20	412.20	1,324.40	824.40	6,622.00	4,122.00	13,244.00	8,244.00	6.60%
1983	Nov. thru Dec.	67.70	42.70	101.55	64.05	135.40	85.40	270.80	170.80	677.00	427.00	1,354.00	854.00	6,770.00	4,270.00	13,540.00	8,540.00	6.53%
	July thru Oct.	69.02	44.02	103.53	66.03	138.04	88.04	276.08	176.08	690.20	440.20	1,380.40	880.40	6,902.00	4,402.00	13,804.00	8,804.00	6.66%
	May thru June	70.56	45.56	105.84	68.34	141.12	91.12	282.24	182.24	705.60	455.60	1,411.20	911.20	7,056.00	4,556.00	14,112.00	9,112.00	6.59%
	Mar. thru Apr.	72.88	47.88	109.32	71.82	145.76	95.76	291.52	191.52	728.80	478.80	1,457.60	957.60	7,288.00	4,788.00	14,576.00	9,576.00	6.80%
	Jan. thru Feb.	74.46	49.46	111.69	74.19	148.92	98.92	297.84	197.84	744.60	494.60	1,489.20	989.20	7,446.00	4,946.00	14,892.00	9,892.00	6.94%
1982	Nov. thru Dec.	76.70	51.70	115.05	77.55	153.40	103.40	306.80	206.80	767.00	517.00	1,534.00	1,034.00	7,670.00	5,170.00	15,340.00	10,340.00	6.91%
	July thru Oct.	83.58	58.58	125.37	87.87	167.16	117.16	334.32	234.32	835.80	585.80	1,671.60	1,171.60	8,358.00	5,858.00	16,716.00	11,716.00	7.45%
	Jan. thru June	86.08	61.08	129.12	91.62	172.16	122.16	344.32	244.32	860.80	610.80	1,721.60	1,221.60	8,608.00	6,108.00	17,216.00	12,216.00	7.41%
1981	July thru Dec.	88.66	63.66	132.99	95.49	177.32	127.32	354.64	254.64	886.60	636.60	1,773.20	1,273.20	8,866.00	6,366.00	17,732.00	12,732.00	7.37%
	May thru June	91.32	66.32	136.98	99.48	182.64	132.64	365.28	265.28	913.20	663.20	1,826.40	1,326.40	9,132.00	6,632.00	18,264.00	13,264.00	7.33%
	Jan. thru Apr.	93.54	68.54	140.31	102.81	187.08	137.08	374.16	274.16	935.40	685.40	1,870.80	1,370.80	9,354.00	6,854.00	18,708.00	13,708.00	7.47%
1980	Nov. thru Dec.	96.34	71.34	144.51	107.01	192.68	142.68	385.36	285.36	963.40	713.40	1,926.80	1,426.80	9,634.00	7,134.00	19,268.00	14,268.00	7.43%
	July thru Oct.	101.10	76.10	151.65	114.15	202.20	152.20	404.40	304.40	1,011.00	761.00	2,022.00	1,522.00	10,110.00	7,610.00	20,220.00	15,220.00	7.70%
	May thru June	104.12	79.12	156.18	118.68	208.24	158.24	416.48	316.48	1,041.20	791.20	2,082.40	1,582.40	10,412.00	7,912.00	20,824.00	15,824.00	7.65%
	Jan. thru Apr.	103.10	78.10	154.65	117.15	206.20	156.20	412.40	312.40	1,031.00	781.00	2,062.00	1,562.00	10,310.00	7,810.00	20,620.00	15,620.00	7.60%

INTEREST EARNED:

ELIGIBLE FOR SPECIAL TAX EXEMPTION (BEGINNING 1990)

NOT ELIGIBLE FOR SPECIAL TAX EXEMPTION

JUNE 1999

INSIST ON PROPER IDENTIFICATION.

Series EE

SERIES EE - REDEMPTION VALUES AND INTEREST EARNED AMOUNTS BY DENOMINATION

JULY 1999

ISSUE YEAR	ISSUE MONTHS	\$50		\$75		\$100		\$200		\$500		\$1,000		\$5,000		\$10,000		YIELD FROM ISSUE
		REDEMP. VALUE	INTEREST EARNED	REDEMP. VALUE	INTEREST EARNED	REDEMP. VALUE	INTEREST EARNED	REDEMP. VALUE	INTEREST EARNED	REDEMP. VALUE	INTEREST EARNED	REDEMP. VALUE	INTEREST EARNED	REDEMP. VALUE	INTEREST EARNED	REDEMP. VALUE	INTEREST EARNED	
1999	Feb. thru July	Not eligible for payment																
	Jan.	25.28	0.28	37.92	0.42	50.56	0.56	101.12	1.12	252.80	2.80	505.60	5.60	2,528.00	28.00	5,056.00	56.00	2.24%
1998	Dec.	25.38	0.38	38.07	0.57	50.76	0.76	101.52	1.52	253.80	3.80	507.60	7.60	2,538.00	38.00	5,076.00	76.00	2.60%
	Nov.	25.48	0.48	38.22	0.72	50.96	0.96	101.92	1.92	254.80	4.80	509.60	9.60	2,548.00	48.00	5,096.00	96.00	2.87%
	Oct.	25.64	0.64	38.46	0.96	51.28	1.28	102.56	2.56	256.40	6.40	512.80	12.80	2,564.00	64.00	5,128.00	128.00	3.40%
	Sep.	25.74	0.74	38.61	1.11	51.48	1.48	102.96	2.96	257.40	7.40	514.80	14.80	2,574.00	74.00	5,148.00	148.00	3.53%
	Aug.	25.84	0.84	38.76	1.26	51.68	1.68	103.36	3.36	258.40	8.40	516.80	16.80	2,584.00	84.00	5,168.00	168.00	3.64%
	July	25.94	0.94	38.91	1.41	51.88	1.88	103.76	3.76	259.40	9.40	518.80	18.80	2,594.00	94.00	5,188.00	188.00	3.73%
	June	26.04	1.04	39.06	1.56	52.08	2.08	104.16	4.16	260.40	10.40	520.80	20.80	2,604.00	104.00	5,208.00	208.00	3.80%
	May	26.14	1.14	39.21	1.71	52.28	2.28	104.56	4.56	261.40	11.40	522.80	22.80	2,614.00	114.00	5,228.00	228.00	3.86%
	Apr.	26.36	1.36	39.54	2.04	52.72	2.72	105.44	5.44	263.60	13.60	527.20	27.20	2,636.00	136.00	5,272.00	272.00	4.28%
	Mar.	26.46	1.46	39.69	2.19	52.92	2.92	105.84	5.84	264.60	14.60	529.20	29.20	2,646.00	146.00	5,292.00	292.00	4.30%
	Feb.	26.56	1.56	39.84	2.34	53.12	3.12	106.24	6.24	265.60	15.60	531.20	31.20	2,656.00	156.00	5,312.00	312.00	4.32%
	Jan.	26.66	1.66	39.99	2.49	53.32	3.32	106.64	6.64	266.60	16.60	533.20	33.20	2,666.00	166.00	5,332.00	332.00	4.33%
1997	Dec.	26.76	1.76	40.14	2.64	53.52	3.52	107.04	7.04	267.60	17.60	535.20	35.20	2,676.00	176.00	5,352.00	352.00	4.34%
	Nov.	26.86	1.86	40.29	2.79	53.72	3.72	107.44	7.44	268.60	18.60	537.20	37.20	2,686.00	186.00	5,372.00	372.00	4.35%
	Oct.	27.10	2.10	40.65	3.15	54.20	4.20	108.40	8.40	271.00	21.00	542.00	42.00	2,710.00	210.00	5,420.00	420.00	4.66%
	Sep.	27.20	2.20	40.80	3.30	54.40	4.40	108.80	8.80	272.00	22.00	544.00	44.00	2,720.00	220.00	5,440.00	440.00	4.65%
	Aug.	27.30	2.30	40.95	3.45	54.60	4.60	109.20	9.20	273.00	23.00	546.00	46.00	2,730.00	230.00	5,460.00	460.00	4.64%
	July	27.40	2.40	41.10	3.60	54.80	4.80	109.60	9.60	274.00	24.00	548.00	48.00	2,740.00	240.00	5,480.00	480.00	4.64%
	June	27.52	2.52	41.28	3.78	55.04	5.04	110.08	10.08	275.20	25.20	550.40	50.40	2,752.00	252.00	5,504.00	504.00	4.66%
	May	27.62	2.62	41.43	3.93	55.24	5.24	110.48	10.48	276.20	26.20	552.40	52.40	2,762.00	262.00	5,524.00	524.00	4.65%
	Feb. thru Apr.	27.38	2.38	41.07	3.57	54.76	4.76	109.52	9.52	273.80	23.80	547.60	47.60	2,738.00	238.00	5,476.00	476.00	4.60%
	Jan.	27.92	2.92	41.88	4.38	55.84	5.84	111.68	11.68	279.20	29.20	558.40	58.40	2,792.00	292.00	5,584.00	584.00	4.47%
1996	Nov. thru Dec.	27.92	2.92	41.88	4.38	55.84	5.84	111.68	11.68	279.20	29.20	558.40	58.40	2,792.00	292.00	5,584.00	584.00	4.47%
	Aug. thru Oct.	27.94	2.94	41.91	4.41	55.88	5.88	111.76	11.76	279.40	29.40	558.80	58.80	2,794.00	294.00	5,588.00	588.00	4.50%
	May thru July	28.50	3.50	42.75	5.25	57.00	7.00	114.00	14.00	285.00	35.00	570.00	70.00	2,850.00	350.00	5,700.00	700.00	4.42%
	Feb. thru Apr.	28.62	3.62	42.93	5.43	57.24	7.24	114.48	14.48	286.20	36.20	572.40	72.40	2,862.00	362.00	5,724.00	724.00	4.56%
	Jan.	29.20	4.20	43.80	6.30	58.40	8.40	116.80	16.80	292.00	42.00	584.00	84.00	2,920.00	420.00	5,840.00	840.00	4.49%

JULY 1999

INSIST ON PROPER IDENTIFICATION.

Series EE

SERIES EE - REDEMPTION VALUES AND INTEREST EARNED AMOUNTS BY DENOMINATION

JULY 1999

ISSUE YEAR	ISSUE MONTHS	\$50		\$75		\$100		\$200		\$500		\$1,000		\$5,000		\$10,000		YIELD FROM ISSUE
		REDEMP. VALUE	INTEREST EARNED	REDEMP. VALUE	INTEREST EARNED	REDEMP. VALUE	INTEREST EARNED	REDEMP. VALUE	INTEREST EARNED	REDEMP. VALUE	INTEREST EARNED	REDEMP. VALUE	INTEREST EARNED	REDEMP. VALUE	INTEREST EARNED	REDEMP. VALUE	INTEREST EARNED	
1995	Nov. thru Dec.	29.20	4.20	43.80	6.30	58.40	8.40	116.80	16.80	292.00	42.00	584.00	84.00	2,920.00	420.00	5,840.00	840.00	4.49%
	Aug. thru Oct.	29.38	4.38	44.07	6.57	58.76	8.76	117.52	17.52	293.80	43.80	587.60	87.60	2,938.00	438.00	5,876.00	876.00	4.67%
	May thru July	29.96	4.96	44.94	7.44	59.92	9.92	119.84	19.84	299.60	49.60	599.20	99.20	2,996.00	496.00	5,992.00	992.00	4.58%
	Apr.	29.60	4.60	44.40	6.90	59.20	9.20	118.40	18.40	296.00	46.00	592.00	92.00	2,960.00	460.00	5,920.00	920.00	4.01%
	Mar.	29.70	4.70	44.55	7.05	59.40	9.40	118.80	18.80	297.00	47.00	594.00	94.00	2,970.00	470.00	5,940.00	940.00	4.02%
	Feb.	29.78	4.78	44.67	7.17	59.56	9.56	119.12	19.12	297.80	47.80	595.60	95.60	2,978.00	478.00	5,956.00	956.00	4.00%
	Jan.	29.88	4.88	44.82	7.32	59.76	9.76	119.52	19.52	298.80	48.80	597.60	97.60	2,988.00	488.00	5,976.00	976.00	4.00%
1994	Dec.	29.98	4.98	44.97	7.47	59.96	9.96	119.92	19.92	299.80	49.80	599.60	99.60	2,998.00	498.00	5,996.00	996.00	4.00%
	Nov.	30.08	5.08	45.12	7.62	60.16	10.16	120.32	20.32	300.80	50.80	601.60	101.60	3,008.00	508.00	6,016.00	1,016.00	4.00%
	Oct.	30.18	5.18	45.27	7.77	60.36	10.36	120.72	20.72	301.80	51.80	603.60	103.60	3,018.00	518.00	6,036.00	1,036.00	4.00%
	Sep.	30.28	5.28	45.42	7.92	60.56	10.56	121.12	21.12	302.80	52.80	605.60	105.60	3,028.00	528.00	6,056.00	1,056.00	4.00%
	Aug.	30.38	5.38	45.57	8.07	60.76	10.76	121.52	21.52	303.80	53.80	607.60	107.60	3,038.00	538.00	6,076.00	1,076.00	4.00%
	May thru July	32.36	7.36	48.54	11.04	64.72	14.72	129.44	29.44	323.60	73.60	647.20	147.20	3,236.00	736.00	6,472.00	1,472.00	5.23%
	Feb. thru Apr.	32.34	7.34	48.51	11.01	64.68	14.68	129.36	29.36	323.40	73.40	646.80	146.80	3,234.00	734.00	6,468.00	1,468.00	5.22%
	Jan.	33.04	8.04	49.56	12.06	66.08	16.08	132.16	32.16	330.40	80.40	660.80	160.80	3,304.00	804.00	6,608.00	1,608.00	5.13%
1993	Nov. thru Dec.	33.04	8.04	49.56	12.06	66.08	16.08	132.16	32.16	330.40	80.40	660.80	160.80	3,304.00	804.00	6,608.00	1,608.00	5.13%
	Aug. thru Oct.	33.12	8.12	49.68	12.18	66.24	16.24	132.48	32.48	331.20	81.20	662.40	162.40	3,312.00	812.00	6,624.00	1,624.00	5.18%
	May thru July	33.82	8.82	50.73	13.23	67.64	17.64	135.28	35.28	338.20	88.20	676.40	176.40	3,382.00	882.00	6,764.00	1,764.00	5.10%
	Mar. thru Apr.	33.94	8.94	50.91	13.41	67.88	17.88	135.76	35.76	339.40	89.40	678.80	178.80	3,394.00	894.00	6,788.00	1,788.00	5.16%
	Feb.	35.66	10.66	53.49	15.99	71.32	21.32	142.64	42.64	356.60	106.60	713.20	213.20	3,566.00	1,066.00	7,132.00	2,132.00	6.01%
	Jan.	36.72	11.72	55.08	17.58	73.44	23.44	146.88	46.88	367.20	117.20	734.40	234.40	3,672.00	1,172.00	7,344.00	2,344.00	6.00%
1992	Aug. thru Dec.	36.72	11.72	55.08	17.58	73.44	23.44	146.88	46.88	367.20	117.20	734.40	234.40	3,672.00	1,172.00	7,344.00	2,344.00	6.00%
	Feb. thru July	37.82	12.82	56.73	19.23	75.64	25.64	151.28	51.28	378.20	128.20	756.40	256.40	3,782.00	1,282.00	7,564.00	2,564.00	6.00%
	Jan.	38.96	13.96	58.44	20.94	77.92	27.92	155.84	55.84	389.60	139.60	779.20	279.20	3,896.00	1,396.00	7,792.00	2,792.00	6.00%
1991	Aug. thru Dec.	38.96	13.96	58.44	20.94	77.92	27.92	155.84	55.84	389.60	139.60	779.20	279.20	3,896.00	1,396.00	7,792.00	2,792.00	6.00%
	Feb. thru July	40.12	15.12	60.18	22.68	80.24	30.24	160.48	60.48	401.20	151.20	802.40	302.40	4,012.00	1,512.00	8,024.00	3,024.00	6.00%
	Jan.	41.34	16.34	62.01	24.51	82.68	32.68	165.36	65.36	413.40	163.40	826.80	326.80	4,134.00	1,634.00	8,268.00	3,268.00	6.01%
1990	Aug. thru Dec.	41.34	16.34	62.01	24.51	82.68	32.68	165.36	65.36	413.40	163.40	826.80	326.80	4,134.00	1,634.00	8,268.00	3,268.00	6.01%
	Feb. thru July	42.58	17.58	63.87	26.37	85.16	35.16	170.32	70.32	425.80	175.80	851.60	351.60	4,258.00	1,758.00	8,516.00	3,516.00	6.01%
	Jan.	43.84	18.84	65.76	28.26	87.68	37.68	175.36	75.36	438.40	188.40	876.80	376.80	4,384.00	1,884.00	8,768.00	3,768.00	6.00%

JULY 1999

INSIST ON PROPER IDENTIFICATION.

Series EE

SERIES EE - REDEMPTION VALUES AND INTEREST EARNED AMOUNTS BY DENOMINATION

JULY 1999

ISSUE YEAR	ISSUE MONTHS	\$50		\$75		\$100		\$200		\$500		\$1,000		\$5,000		\$10,000		YIELD FROM ISSUE
		REDEMP. VALUE	INTEREST EARNED	REDEMP. VALUE	INTEREST EARNED	REDEMP. VALUE	INTEREST EARNED	REDEMP. VALUE	INTEREST EARNED	REDEMP. VALUE	INTEREST EARNED	REDEMP. VALUE	INTEREST EARNED	REDEMP. VALUE	INTEREST EARNED	REDEMP. VALUE	INTEREST EARNED	
PROCEEDS FROM SERIES EE SAVINGS BONDS WITH ISSUE DATES BEGINNING JANUARY 1990 MAY BE ELIGIBLE FOR SPECIAL TAX EXEMPTION WHEN USED FOR POST SECONDARY EDUCATION - SEE BACK COVER																		
1989	Aug. thru Dec.	43.84	18.84	65.76	28.26	87.68	37.68	175.36	75.36	438.40	188.40	876.80	376.80	4,384.00	1,884.00	8,768.00	3,768.00	6.00%
	Feb. thru July	45.16	20.16	67.74	30.24	90.32	40.32	180.64	80.64	451.60	201.60	903.20	403.20	4,516.00	2,016.00	9,032.00	4,032.00	6.00%
	Jan.	46.52	21.52	69.78	32.28	93.04	43.04	186.08	86.08	465.20	215.20	930.40	430.40	4,652.00	2,152.00	9,304.00	4,304.00	6.00%
1988	Aug. thru Dec.	46.52	21.52	69.78	32.28	93.04	43.04	186.08	86.08	465.20	215.20	930.40	430.40	4,652.00	2,152.00	9,304.00	4,304.00	6.00%
	Feb. thru July	47.92	22.92	71.88	34.38	95.84	45.84	191.68	91.68	479.20	229.20	958.40	458.40	4,792.00	2,292.00	9,584.00	4,584.00	6.00%
	Jan.	49.34	24.34	74.01	36.51	98.68	48.68	197.36	97.36	493.40	243.40	986.80	486.80	4,934.00	2,434.00	9,868.00	4,868.00	6.00%
1987	Aug. thru Dec.	49.34	24.34	74.01	36.51	98.68	48.68	197.36	97.36	493.40	243.40	986.80	486.80	4,934.00	2,434.00	9,868.00	4,868.00	6.00%
	Feb. thru July	50.82	25.82	76.23	38.73	101.64	51.64	203.28	103.28	508.20	258.20	1,016.40	516.40	5,082.00	2,582.00	10,164.00	5,164.00	6.00%
	Jan.	51.84	26.84	77.76	40.26	103.68	53.68	207.36	107.36	518.40	268.40	1,036.80	536.80	5,184.00	2,684.00	10,368.00	5,368.00	5.92%
1986	Nov. thru Dec.	51.84	26.84	77.76	40.26	103.68	53.68	207.36	107.36	518.40	268.40	1,036.80	536.80	5,184.00	2,684.00	10,368.00	5,368.00	5.92%
	Aug. thru Oct.	57.66	32.66	86.49	48.99	115.32	65.32	230.64	130.64	576.60	326.60	1,153.20	653.20	5,766.00	3,266.00	11,532.00	6,532.00	6.80%
	Feb. thru July	58.82	33.82	88.23	50.73	117.64	67.64	235.28	135.28	588.20	338.20	1,176.40	676.40	5,882.00	3,382.00	11,764.00	6,764.00	6.69%
	Jan.	60.00	35.00	90.00	52.50	120.00	70.00	240.00	140.00	600.00	350.00	1,200.00	700.00	6,000.00	3,500.00	12,000.00	7,000.00	6.59%
1985	Aug. thru Dec.	60.00	35.00	90.00	52.50	120.00	70.00	240.00	140.00	600.00	350.00	1,200.00	700.00	6,000.00	3,500.00	12,000.00	7,000.00	6.59%
	Feb. thru July	61.20	36.20	91.80	54.30	122.40	72.40	244.80	144.80	612.00	362.00	1,224.00	724.00	6,120.00	3,620.00	12,240.00	7,240.00	6.50%
	Jan.	62.42	37.42	93.63	56.13	124.84	74.84	249.68	149.68	624.20	374.20	1,248.40	748.40	6,242.00	3,742.00	12,484.00	7,484.00	6.41%
1984	Nov. thru Dec.	62.42	37.42	93.63	56.13	124.84	74.84	249.68	149.68	624.20	374.20	1,248.40	748.40	6,242.00	3,742.00	12,484.00	7,484.00	6.41%
	Aug. thru Oct.	63.22	38.22	94.83	57.33	126.44	76.44	252.88	152.88	632.20	382.20	1,264.40	764.40	6,322.00	3,822.00	12,644.00	7,644.00	6.50%
	May thru July	64.60	39.60	96.90	59.40	129.20	79.20	258.40	158.40	646.00	396.00	1,292.00	792.00	6,460.00	3,960.00	12,920.00	7,920.00	6.43%
	Feb. thru Apr.	66.22	41.22	99.33	61.83	132.44	82.44	264.88	164.88	662.20	412.20	1,324.40	824.40	6,622.00	4,122.00	13,244.00	8,244.00	6.60%
	Jan.	67.70	42.70	101.55	64.05	135.40	85.40	270.80	170.80	677.00	427.00	1,354.00	854.00	6,770.00	4,270.00	13,540.00	8,540.00	6.53%
1983	Nov. thru Dec.	67.70	42.70	101.55	64.05	135.40	85.40	270.80	170.80	677.00	427.00	1,354.00	854.00	6,770.00	4,270.00	13,540.00	8,540.00	6.53%
	Aug. thru Oct.	69.02	44.02	103.53	66.03	138.04	88.04	276.08	176.08	690.20	440.20	1,380.40	880.40	6,902.00	4,402.00	13,804.00	8,804.00	6.66%
	May thru July	70.56	45.56	105.84	68.34	141.12	91.12	282.24	182.24	705.60	455.60	1,411.20	911.20	7,056.00	4,556.00	14,112.00	9,112.00	6.59%
	Mar. thru Apr.	72.88	47.88	109.32	71.82	145.76	95.76	291.52	191.52	728.80	478.80	1,457.60	957.60	7,288.00	4,788.00	14,576.00	9,576.00	6.80%
	Feb.	74.46	49.46	111.69	74.19	148.92	98.92	297.84	197.84	744.60	494.60	1,489.20	989.20	7,446.00	4,946.00	14,892.00	9,892.00	6.94%
	Jan.	76.70	51.70	115.05	77.55	153.40	103.40	306.80	206.80	767.00	517.00	1,534.00	1,034.00	7,670.00	5,170.00	15,340.00	10,340.00	6.91%
1982	Nov. thru Dec.	76.70	51.70	115.05	77.55	153.40	103.40	306.80	206.80	767.00	517.00	1,534.00	1,034.00	7,670.00	5,170.00	15,340.00	10,340.00	6.91%
	Aug. thru Oct.	83.58	58.58	125.37	87.87	167.16	117.16	334.32	234.32	835.80	585.80	1,671.60	1,171.60	8,358.00	5,858.00	16,716.00	11,716.00	7.45%
	Feb. thru July	86.08	61.08	129.12	91.62	172.16	122.16	344.32	244.32	860.80	610.80	1,721.60	1,221.60	8,608.00	6,108.00	17,216.00	12,216.00	7.41%
	Jan.	88.66	63.66	132.99	95.49	177.32	127.32	354.64	254.64	886.60	636.60	1,773.20	1,273.20	8,866.00	6,366.00	17,732.00	12,732.00	7.37%

JULY 1999

INSIST ON PROPER IDENTIFICATION.

Series EE

SERIES EE - REDEMPTION VALUES AND INTEREST EARNED AMOUNTS BY DENOMINATION

JULY 1999

ISSUE YEAR	ISSUE MONTHS	\$50		\$75		\$100		\$200		\$500		\$1,000		\$5,000		\$10,000		YIELD FROM ISSUE
		REDEMP. VALUE	INTEREST EARNED	REDEMP. VALUE	INTEREST EARNED	REDEMP. VALUE	INTEREST EARNED	REDEMP. VALUE	INTEREST EARNED	REDEMP. VALUE	INTEREST EARNED	REDEMP. VALUE	INTEREST EARNED	REDEMP. VALUE	INTEREST EARNED	REDEMP. VALUE	INTEREST EARNED	
1981	Aug. thru Dec.	88.66	63.66	132.99	95.49	177.32	127.32	354.64	254.64	886.60	636.60	1,773.20	1,273.20	8,866.00	6,366.00	17,732.00	12,732.00	7.37%
	May thru July	91.32	66.32	136.98	99.48	182.64	132.64	365.28	265.28	913.20	663.20	1,826.40	1,326.40	9,132.00	6,632.00	18,264.00	13,264.00	7.33%
	Feb. thru Apr.	93.54	68.54	140.31	102.81	187.08	137.08	374.16	274.16	935.40	685.40	1,870.80	1,370.80	9,354.00	6,854.00	18,708.00	13,708.00	7.47%
	Jan.	96.34	71.34	144.51	107.01	192.68	142.68	385.36	285.36	963.40	713.40	1,926.80	1,426.80	9,634.00	7,134.00	19,268.00	14,268.00	7.43%
1980	Nov. thru Dec.	96.34	71.34	144.51	107.01	192.68	142.68	385.36	285.36	963.40	713.40	1,926.80	1,426.80	9,634.00	7,134.00	19,268.00	14,268.00	7.43%
	Aug. thru Oct.	101.10	76.10	151.65	114.15	202.20	152.20	404.40	304.40	1,011.00	761.00	2,022.00	1,522.00	10,110.00	7,610.00	20,220.00	15,220.00	7.70%
	May thru July	104.12	79.12	156.18	118.68	208.24	158.24	416.48	316.48	1,041.20	791.20	2,082.40	1,582.40	10,412.00	7,912.00	20,824.00	15,824.00	7.65%
	Feb. thru Apr.	103.10	78.10	154.65	117.15	206.20	156.20	412.40	312.40	1,031.00	781.00	2,062.00	1,562.00	10,310.00	7,810.00	20,620.00	15,620.00	7.60%
	Jan.	106.18	81.18	159.27	121.77	212.36	162.36	424.72	324.72	1,061.80	811.80	2,123.60	1,623.60	10,618.00	8,118.00	21,236.00	16,236.00	7.56%

INTEREST EARNED:

ELIGIBLE FOR SPECIAL TAX EXEMPTION (BEGINNING 1990)

NOT ELIGIBLE FOR SPECIAL TAX EXEMPTION

JULY 1999

INSIST ON PROPER IDENTIFICATION.

Series EE

SERIES EE - REDEMPTION VALUES AND INTEREST EARNED AMOUNTS BY DENOMINATION

AUGUST 1999

ISSUE YEAR	ISSUE MONTHS	\$50		\$75		\$100		\$200		\$500		\$1,000		\$5,000		\$10,000		YIELD FROM ISSUE
		REDEMP. VALUE	INTEREST EARNED	REDEMP. VALUE	INTEREST EARNED	REDEMP. VALUE	INTEREST EARNED	REDEMP. VALUE	INTEREST EARNED	REDEMP. VALUE	INTEREST EARNED	REDEMP. VALUE	INTEREST EARNED	REDEMP. VALUE	INTEREST EARNED	REDEMP. VALUE	INTEREST EARNED	
1999	Mar. thru Aug.	Not eligible for payment																
	Feb.	25.28	0.28	37.92	0.42	50.56	0.56	101.12	1.12	252.80	2.80	505.60	5.60	2,528.00	28.00	5,056.00	56.00	2.24%
	Jan.	25.38	0.38	38.07	0.57	50.76	0.76	101.52	1.52	253.80	3.80	507.60	7.60	2,538.00	38.00	5,076.00	76.00	2.60%
1998	Dec.	25.48	0.48	38.22	0.72	50.96	0.96	101.92	1.92	254.80	4.80	509.60	9.60	2,548.00	48.00	5,096.00	96.00	2.87%
	Nov.	25.58	0.58	38.37	0.87	51.16	1.16	102.32	2.32	255.80	5.80	511.60	11.60	2,558.00	58.00	5,116.00	116.00	3.08%
	Oct.	25.74	0.74	38.61	1.11	51.48	1.48	102.96	2.96	257.40	7.40	514.80	14.80	2,574.00	74.00	5,148.00	148.00	3.53%
	Sep.	25.84	0.84	38.76	1.26	51.68	1.68	103.36	3.36	258.40	8.40	516.80	16.80	2,584.00	84.00	5,168.00	168.00	3.64%
	Aug.	25.94	0.94	38.91	1.41	51.88	1.88	103.76	3.76	259.40	9.40	518.80	18.80	2,594.00	94.00	5,188.00	188.00	3.73%
	July	26.04	1.04	39.06	1.56	52.08	2.08	104.16	4.16	260.40	10.40	520.80	20.80	2,604.00	104.00	5,208.00	208.00	3.80%
	June	26.14	1.14	39.21	1.71	52.28	2.28	104.56	4.56	261.40	11.40	522.80	22.80	2,614.00	114.00	5,228.00	228.00	3.86%
	May	26.22	1.22	39.33	1.83	52.44	2.44	104.88	4.88	262.20	12.20	524.40	24.40	2,622.00	122.00	5,244.00	244.00	3.85%
	Apr.	26.46	1.46	39.69	2.19	52.92	2.92	105.84	5.84	264.60	14.60	529.20	29.20	2,646.00	146.00	5,292.00	292.00	4.30%
	Mar.	26.56	1.56	39.84	2.34	53.12	3.12	106.24	6.24	265.60	15.60	531.20	31.20	2,656.00	156.00	5,312.00	312.00	4.32%
	Feb.	26.66	1.66	39.99	2.49	53.32	3.32	106.64	6.64	266.60	16.60	533.20	33.20	2,666.00	166.00	5,332.00	332.00	4.33%
	Jan.	26.76	1.76	40.14	2.64	53.52	3.52	107.04	7.04	267.60	17.60	535.20	35.20	2,676.00	176.00	5,352.00	352.00	4.34%
1997	Dec.	26.86	1.86	40.29	2.79	53.72	3.72	107.44	7.44	268.60	18.60	537.20	37.20	2,686.00	186.00	5,372.00	372.00	4.35%
	Nov.	26.96	1.96	40.44	2.94	53.92	3.92	107.84	7.84	269.60	19.60	539.20	39.20	2,696.00	196.00	5,392.00	392.00	4.36%
	Oct.	27.20	2.20	40.80	3.30	54.40	4.40	108.80	8.80	272.00	22.00	544.00	44.00	2,720.00	220.00	5,440.00	440.00	4.65%
	Sep.	27.30	2.30	40.95	3.45	54.60	4.60	109.20	9.20	273.00	23.00	546.00	46.00	2,730.00	230.00	5,460.00	460.00	4.64%
	Aug.	27.40	2.40	41.10	3.60	54.80	4.80	109.60	9.60	274.00	24.00	548.00	48.00	2,740.00	240.00	5,480.00	480.00	4.64%
	July	27.52	2.52	41.28	3.78	55.04	5.04	110.08	10.08	275.20	25.20	550.40	50.40	2,752.00	252.00	5,504.00	504.00	4.66%
	June	27.62	2.62	41.43	3.93	55.24	5.24	110.48	10.48	276.20	26.20	552.40	52.40	2,762.00	262.00	5,524.00	524.00	4.65%
	May	27.72	2.72	41.58	4.08	55.44	5.44	110.88	10.88	277.20	27.20	554.40	54.40	2,772.00	272.00	5,544.00	544.00	4.64%
	Mar. thru Apr.	27.38	2.38	41.07	3.57	54.76	4.76	109.52	9.52	273.80	23.80	547.60	47.60	2,738.00	238.00	5,476.00	476.00	4.60%
	Jan. thru Feb.	27.92	2.92	41.88	4.38	55.84	5.84	111.68	11.68	279.20	29.20	558.40	58.40	2,792.00	292.00	5,584.00	584.00	4.47%
1996	Nov. thru Dec.	27.92	2.92	41.88	4.38	55.84	5.84	111.68	11.68	279.20	29.20	558.40	58.40	2,792.00	292.00	5,584.00	584.00	4.47%
	Sep. thru Oct.	27.94	2.94	41.91	4.41	55.88	5.88	111.76	11.76	279.40	29.40	558.80	58.80	2,794.00	294.00	5,588.00	588.00	4.50%
	May thru Aug.	28.50	3.50	42.75	5.25	57.00	7.00	114.00	14.00	285.00	35.00	570.00	70.00	2,850.00	350.00	5,700.00	700.00	4.42%
	Mar. thru Apr.	28.62	3.62	42.93	5.43	57.24	7.24	114.48	14.48	286.20	36.20	572.40	72.40	2,862.00	362.00	5,724.00	724.00	4.56%
	Jan. thru Feb.	29.20	4.20	43.80	6.30	58.40	8.40	116.80	16.80	292.00	42.00	584.00	84.00	2,920.00	420.00	5,840.00	840.00	4.49%

AUGUST 1999
INSIST ON PROPER IDENTIFICATION.

SERIES EE - REDEMPTION VALUES AND INTEREST EARNED AMOUNTS BY DENOMINATION

AUGUST 1999

ISSUE YEAR	ISSUE MONTHS	\$50		\$75		\$100		\$200		\$500		\$1,000		\$5,000		\$10,000		YIELD FROM ISSUE
		REDEMP. VALUE	INTEREST EARNED	REDEMP. VALUE	INTEREST EARNED	REDEMP. VALUE	INTEREST EARNED	REDEMP. VALUE	INTEREST EARNED	REDEMP. VALUE	INTEREST EARNED	REDEMP. VALUE	INTEREST EARNED	REDEMP. VALUE	INTEREST EARNED	REDEMP. VALUE	INTEREST EARNED	
1995	Nov. thru Dec.	29.20	4.20	43.80	6.30	58.40	8.40	116.80	16.80	292.00	42.00	584.00	84.00	2,920.00	420.00	5,840.00	840.00	4.49%
	Sep. thru Oct.	29.38	4.38	44.07	6.57	58.76	8.76	117.52	17.52	293.80	43.80	587.60	87.60	2,938.00	438.00	5,876.00	876.00	4.67%
	May thru Aug.	29.96	4.96	44.94	7.44	59.92	9.92	119.84	19.84	299.60	49.60	599.20	99.20	2,996.00	496.00	5,992.00	992.00	4.58%
	Apr.	29.70	4.70	44.55	7.05	59.40	9.40	118.80	18.80	297.00	47.00	594.00	94.00	2,970.00	470.00	5,940.00	940.00	4.02%
	Mar.	29.78	4.78	44.67	7.17	59.56	9.56	119.12	19.12	297.80	47.80	595.60	95.60	2,978.00	478.00	5,956.00	956.00	4.00%
	Feb.	29.88	4.88	44.82	7.32	59.76	9.76	119.52	19.52	298.80	48.80	597.60	97.60	2,988.00	488.00	5,976.00	976.00	4.00%
	Jan.	29.98	4.98	44.97	7.47	59.96	9.96	119.92	19.92	299.80	49.80	599.60	99.60	2,998.00	498.00	5,996.00	996.00	4.00%
1994	Dec.	30.08	5.08	45.12	7.62	60.16	10.16	120.32	20.32	300.80	50.80	601.60	101.60	3,008.00	508.00	6,016.00	1,016.00	4.00%
	Nov.	30.18	5.18	45.27	7.77	60.36	10.36	120.72	20.72	301.80	51.80	603.60	103.60	3,018.00	518.00	6,036.00	1,036.00	4.00%
	Oct.	30.28	5.28	45.42	7.92	60.56	10.56	121.12	21.12	302.80	52.80	605.60	105.60	3,028.00	528.00	6,056.00	1,056.00	4.00%
	Sep.	30.38	5.38	45.57	8.07	60.76	10.76	121.52	21.52	303.80	53.80	607.60	107.60	3,038.00	538.00	6,076.00	1,076.00	4.00%
	May thru Aug.	32.36	7.36	48.54	11.04	64.72	14.72	129.44	29.44	323.60	73.60	647.20	147.20	3,236.00	736.00	6,472.00	1,472.00	5.23%
	Mar. thru Apr.	32.34	7.34	48.51	11.01	64.68	14.68	129.36	29.36	323.40	73.40	646.80	146.80	3,234.00	734.00	6,468.00	1,468.00	5.22%
	Jan. thru Feb.	33.04	8.04	49.56	12.06	66.08	16.08	132.16	32.16	330.40	80.40	660.80	160.80	3,304.00	804.00	6,608.00	1,608.00	5.13%
1993	Nov. thru Dec.	33.04	8.04	49.56	12.06	66.08	16.08	132.16	32.16	330.40	80.40	660.80	160.80	3,304.00	804.00	6,608.00	1,608.00	5.13%
	Sep. thru Oct.	33.12	8.12	49.68	12.18	66.24	16.24	132.48	32.48	331.20	81.20	662.40	162.40	3,312.00	812.00	6,624.00	1,624.00	5.18%
	May thru Aug.	33.82	8.82	50.73	13.23	67.64	17.64	135.28	35.28	338.20	88.20	676.40	176.40	3,382.00	882.00	6,764.00	1,764.00	5.10%
	Mar. thru Apr.	33.94	8.94	50.91	13.41	67.88	17.88	135.76	35.76	339.40	89.40	678.80	178.80	3,394.00	894.00	6,788.00	1,788.00	5.16%
	Jan. thru Feb.	36.72	11.72	55.08	17.58	73.44	23.44	146.88	46.88	367.20	117.20	734.40	234.40	3,672.00	1,172.00	7,344.00	2,344.00	6.00%
1992	Sep. thru Dec.	36.72	11.72	55.08	17.58	73.44	23.44	146.88	46.88	367.20	117.20	734.40	234.40	3,672.00	1,172.00	7,344.00	2,344.00	6.00%
	Mar. thru Aug.	37.82	12.82	56.73	19.23	75.64	25.64	151.28	51.28	378.20	128.20	756.40	256.40	3,782.00	1,282.00	7,564.00	2,564.00	6.00%
	Jan. thru Feb.	38.96	13.96	58.44	20.94	77.92	27.92	155.84	55.84	389.60	139.60	779.20	279.20	3,896.00	1,396.00	7,792.00	2,792.00	6.00%
1991	Sep. thru Dec.	38.96	13.96	58.44	20.94	77.92	27.92	155.84	55.84	389.60	139.60	779.20	279.20	3,896.00	1,396.00	7,792.00	2,792.00	6.00%
	Mar. thru Aug.	40.12	15.12	60.18	22.68	80.24	30.24	160.48	60.48	401.20	151.20	802.40	302.40	4,012.00	1,512.00	8,024.00	3,024.00	6.00%
	Jan. thru Feb.	41.34	16.34	62.01	24.51	82.68	32.68	165.36	65.36	413.40	163.40	826.80	326.80	4,134.00	1,634.00	8,268.00	3,268.00	6.01%
1990	Sep. thru Dec.	41.34	16.34	62.01	24.51	82.68	32.68	165.36	65.36	413.40	163.40	826.80	326.80	4,134.00	1,634.00	8,268.00	3,268.00	6.01%
	Mar. thru Aug.	42.58	17.58	63.87	26.37	85.16	35.16	170.32	70.32	425.80	175.80	851.60	351.60	4,258.00	1,758.00	8,516.00	3,516.00	6.01%
	Jan. thru Feb.	43.84	18.84	65.76	28.26	87.68	37.68	175.36	75.36	438.40	188.40	876.80	376.80	4,384.00	1,884.00	8,768.00	3,768.00	6.00%
PROCEEDS FROM SERIES EE SAVINGS BONDS WITH ISSUE DATES BEGINNING JANUARY 1990 MAY BE ELIGIBLE FOR SPECIAL TAX EXEMPTION WHEN USED FOR POST SECONDARY EDUCATION - SEE BACK COVER																		
1989	Sep. thru Dec.	43.84	18.84	65.76	28.26	87.68	37.68	175.36	75.36	438.40	188.40	876.80	376.80	4,384.00	1,884.00	8,768.00	3,768.00	6.00%
	Mar. thru Aug.	45.16	20.16	67.74	30.24	90.32	40.32	180.64	80.64	451.60	201.60	903.20	403.20	4,516.00	2,016.00	9,032.00	4,032.00	6.00%
	Jan. thru Feb.	46.52	21.52	69.78	32.28	93.04	43.04	186.08	86.08	465.20	215.20	930.40	430.40	4,652.00	2,152.00	9,304.00	4,304.00	6.00%

AUGUST 1999

INSIST ON PROPER IDENTIFICATION.

Series EE

SERIES EE - REDEMPTION VALUES AND INTEREST EARNED AMOUNTS BY DENOMINATION

AUGUST 1999

ISSUE YEAR	ISSUE MONTHS	\$50		\$75		\$100		\$200		\$500		\$1,000		\$5,000		\$10,000		YIELD FROM ISSUE
		REDEMP. VALUE	INTEREST EARNED	REDEMP. VALUE	INTEREST EARNED	REDEMP. VALUE	INTEREST EARNED	REDEMP. VALUE	INTEREST EARNED	REDEMP. VALUE	INTEREST EARNED	REDEMP. VALUE	INTEREST EARNED	REDEMP. VALUE	INTEREST EARNED	REDEMP. VALUE	INTEREST EARNED	
1988	Sep. thru Dec.	46.52	21.52	69.78	32.28	93.04	43.04	186.08	86.08	465.20	215.20	930.40	430.40	4,652.00	2,152.00	9,304.00	4,304.00	6.00%
	Mar. thru Aug.	47.92	22.92	71.88	34.38	95.84	45.84	191.68	91.68	479.20	229.20	958.40	458.40	4,792.00	2,292.00	9,584.00	4,584.00	6.00%
	Jan. thru Feb.	49.34	24.34	74.01	36.51	98.68	48.68	197.36	97.36	493.40	243.40	986.80	486.80	4,934.00	2,434.00	9,868.00	4,868.00	6.00%
1987	Sep. thru Dec.	49.34	24.34	74.01	36.51	98.68	48.68	197.36	97.36	493.40	243.40	986.80	486.80	4,934.00	2,434.00	9,868.00	4,868.00	6.00%
	Mar. thru Aug.	50.82	25.82	76.23	38.73	101.64	51.64	203.28	103.28	508.20	258.20	1,016.40	516.40	5,082.00	2,582.00	10,164.00	5,164.00	6.00%
	Jan. thru Feb.	51.84	26.84	77.76	40.26	103.68	53.68	207.36	107.36	518.40	268.40	1,036.80	536.80	5,184.00	2,684.00	10,368.00	5,368.00	5.92%
1986	Nov. thru Dec.	51.84	26.84	77.76	40.26	103.68	53.68	207.36	107.36	518.40	268.40	1,036.80	536.80	5,184.00	2,684.00	10,368.00	5,368.00	5.92%
	Sep. thru Oct.	57.66	32.66	86.49	48.99	115.32	65.32	230.64	130.64	576.60	326.60	1,153.20	653.20	5,766.00	3,266.00	11,532.00	6,532.00	6.80%
	Mar. thru Aug.	58.82	33.82	88.23	50.73	117.64	67.64	235.28	135.28	588.20	338.20	1,176.40	676.40	5,882.00	3,382.00	11,764.00	6,764.00	6.69%
	Jan. thru Feb.	60.00	35.00	90.00	52.50	120.00	70.00	240.00	140.00	600.00	350.00	1,200.00	700.00	6,000.00	3,500.00	12,000.00	7,000.00	6.59%
1985	Sep. thru Dec.	60.00	35.00	90.00	52.50	120.00	70.00	240.00	140.00	600.00	350.00	1,200.00	700.00	6,000.00	3,500.00	12,000.00	7,000.00	6.59%
	Mar. thru Aug.	61.20	36.20	91.80	54.30	122.40	72.40	244.80	144.80	612.00	362.00	1,224.00	724.00	6,120.00	3,620.00	12,240.00	7,240.00	6.50%
	Jan. thru Feb.	62.42	37.42	93.63	56.13	124.84	74.84	249.68	149.68	624.20	374.20	1,248.40	748.40	6,242.00	3,742.00	12,484.00	7,484.00	6.41%
1984	Nov. thru Dec.	62.42	37.42	93.63	56.13	124.84	74.84	249.68	149.68	624.20	374.20	1,248.40	748.40	6,242.00	3,742.00	12,484.00	7,484.00	6.41%
	Sep. thru Oct.	63.22	38.22	94.83	57.33	126.44	76.44	252.88	152.88	632.20	382.20	1,264.40	764.40	6,322.00	3,822.00	12,644.00	7,644.00	6.50%
	May thru Aug.	64.60	39.60	96.90	59.40	129.20	79.20	258.40	158.40	646.00	396.00	1,292.00	792.00	6,460.00	3,960.00	12,920.00	7,920.00	6.43%
	Mar. thru Apr.	66.22	41.22	99.33	61.83	132.44	82.44	264.88	164.88	662.20	412.20	1,324.40	824.40	6,622.00	4,122.00	13,244.00	8,244.00	6.60%
	Jan. thru Feb.	67.70	42.70	101.55	64.05	135.40	85.40	270.80	170.80	677.00	427.00	1,354.00	854.00	6,770.00	4,270.00	13,540.00	8,540.00	6.53%
1983	Nov. thru Dec.	67.70	42.70	101.55	64.05	135.40	85.40	270.80	170.80	677.00	427.00	1,354.00	854.00	6,770.00	4,270.00	13,540.00	8,540.00	6.53%
	Sep. thru Oct.	69.02	44.02	103.53	66.03	138.04	88.04	276.08	176.08	690.20	440.20	1,380.40	880.40	6,902.00	4,402.00	13,804.00	8,804.00	6.66%
	May thru Aug.	70.56	45.56	105.84	68.34	141.12	91.12	282.24	182.24	705.60	455.60	1,411.20	911.20	7,056.00	4,556.00	14,112.00	9,112.00	6.59%
	Mar. thru Apr.	72.88	47.88	109.32	71.82	145.76	95.76	291.52	191.52	728.80	478.80	1,457.60	957.60	7,288.00	4,788.00	14,576.00	9,576.00	6.80%
	Jan. thru Feb.	76.70	51.70	115.05	77.55	153.40	103.40	306.80	206.80	767.00	517.00	1,534.00	1,034.00	7,670.00	5,170.00	15,340.00	10,340.00	6.91%
1982	Nov. thru Dec.	76.70	51.70	115.05	77.55	153.40	103.40	306.80	206.80	767.00	517.00	1,534.00	1,034.00	7,670.00	5,170.00	15,340.00	10,340.00	6.91%
	Sep. thru Oct.	83.58	58.58	125.37	87.87	167.16	117.16	334.32	234.32	835.80	585.80	1,671.60	1,171.60	8,358.00	5,858.00	16,716.00	11,716.00	7.45%
	Mar. thru Aug.	86.08	61.08	129.12	91.62	172.16	122.16	344.32	244.32	860.80	610.80	1,721.60	1,221.60	8,608.00	6,108.00	17,216.00	12,216.00	7.41%
	Jan. thru Feb.	88.66	63.66	132.99	95.49	177.32	127.32	354.64	254.64	886.60	636.60	1,773.20	1,273.20	8,866.00	6,366.00	17,732.00	12,732.00	7.37%
1981	Sep. thru Dec.	88.66	63.66	132.99	95.49	177.32	127.32	354.64	254.64	886.60	636.60	1,773.20	1,273.20	8,866.00	6,366.00	17,732.00	12,732.00	7.37%
	May thru Aug.	91.32	66.32	136.98	99.48	182.64	132.64	365.28	265.28	913.20	663.20	1,826.40	1,326.40	9,132.00	6,632.00	18,264.00	13,264.00	7.33%
	Mar. thru Apr.	93.54	68.54	140.31	102.81	187.08	137.08	374.16	274.16	935.40	685.40	1,870.80	1,370.80	9,354.00	6,854.00	18,708.00	13,708.00	7.47%
	Jan. thru Feb.	96.34	71.34	144.51	107.01	192.68	142.68	385.36	285.36	963.40	713.40	1,926.80	1,426.80	9,634.00	7,134.00	19,268.00	14,268.00	7.43%

AUGUST 1999
INSIST ON PROPER IDENTIFICATION.

SERIES EE - REDEMPTION VALUES AND INTEREST EARNED AMOUNTS BY DENOMINATION

AUGUST 1999

ISSUE YEAR	ISSUE MONTHS	\$50		\$75		\$100		\$200		\$500		\$1,000		\$5,000		\$10,000		YIELD FROM ISSUE
		REDEMP. VALUE	INTEREST EARNED	REDEMP. VALUE	INTEREST EARNED	REDEMP. VALUE	INTEREST EARNED	REDEMP. VALUE	INTEREST EARNED	REDEMP. VALUE	INTEREST EARNED	REDEMP. VALUE	INTEREST EARNED	REDEMP. VALUE	INTEREST EARNED	REDEMP. VALUE	INTEREST EARNED	
1980	Nov. thru Dec.	96.34	71.34	144.51	107.01	192.68	142.68	385.36	285.36	963.40	713.40	1,926.80	1,426.80	9,634.00	7,134.00	19,268.00	14,268.00	7.43%
	Sep. thru Oct.	101.10	76.10	151.65	114.15	202.20	152.20	404.40	304.40	1,011.00	761.00	2,022.00	1,522.00	10,110.00	7,610.00	20,220.00	15,220.00	7.70%
	May thru Aug.	104.12	79.12	156.18	118.68	208.24	158.24	416.48	316.48	1,041.20	791.20	2,082.40	1,582.40	10,412.00	7,912.00	20,824.00	15,824.00	7.65%
	Mar. thru Apr.	103.10	78.10	154.65	117.15	206.20	156.20	412.40	312.40	1,031.00	781.00	2,062.00	1,562.00	10,310.00	7,810.00	20,620.00	15,620.00	7.60%
	Jan. thru Feb.	106.18	81.18	159.27	121.77	212.36	162.36	424.72	324.72	1,061.80	811.80	2,123.60	1,623.60	10,618.00	8,118.00	21,236.00	16,236.00	7.56%

INTEREST EARNED:

ELIGIBLE FOR SPECIAL TAX EXEMPTION (BEGINNING 1990)

NOT ELIGIBLE FOR SPECIAL TAX EXEMPTION

AUGUST 1999
INSIST ON PROPER IDENTIFICATION.

Series EE

SERIES I - REDEMPTION VALUES AND INTEREST EARNED AMOUNTS BY DENOMINATION

MARCH 1999

ISSUE YEAR	ISSUE MONTHS	\$50		\$75		\$100		\$200		\$500		\$1,000		\$5,000		\$10,000		YIELD FROM ISSUE	
		REDEMP. VALUE	INTEREST EARNED	REDEMP. VALUE	INTEREST EARNED	REDEMP. VALUE	INTEREST EARNED	REDEMP. VALUE	INTEREST EARNED	REDEMP. VALUE	INTEREST EARNED	REDEMP. VALUE	INTEREST EARNED	REDEMP. VALUE	INTEREST EARNED	REDEMP. VALUE	INTEREST EARNED		
1999	Jan. thru Mar.	Not eligible for payment																	
1998	Oct. thru Dec.	Not eligible for payment																	
	Sep.	50.58	0.58	75.87	0.87	101.16	1.16			505.80	5.80	1,011.60	11.60	5,058.00	58.00			2.32%	

MARCH 1999
INSIST ON PROPER IDENTIFICATION.

SERIES I - REDEMPTION VALUES AND INTEREST EARNED AMOUNTS BY DENOMINATION

APRIL 1999

ISSUE YEAR	ISSUE MONTHS	\$50		\$75		\$100		\$200		\$500		\$1,000		\$5,000		\$10,000		YIELD FROM ISSUE	
		REDEMP. VALUE	INTEREST EARNED	REDEMP. VALUE	INTEREST EARNED	REDEMP. VALUE	INTEREST EARNED	REDEMP. VALUE	INTEREST EARNED	REDEMP. VALUE	INTEREST EARNED	REDEMP. VALUE	INTEREST EARNED	REDEMP. VALUE	INTEREST EARNED	REDEMP. VALUE	INTEREST EARNED		
1999	Jan. thru Apr.	Not eligible for payment																	
1998	Nov. thru Dec.	Not eligible for payment																	
	Oct.	50.58	0.58	75.87	0.87	101.16	1.16			505.80	5.80	1,011.60	11.60	5,058.00	58.00			2.32%	
	Sep.	50.78	0.78	76.17	1.17	101.56	1.56			507.80	7.80	1,015.60	15.60	5,078.00	78.00			2.67%	

APRIL 1999
INSIST ON PROPER IDENTIFICATION.

SERIES I - REDEMPTION VALUES AND INTEREST EARNED AMOUNTS BY DENOMINATION

MAY 1999

ISSUE YEAR	ISSUE MONTHS	\$50		\$75		\$100		\$200		\$500		\$1,000		\$5,000		\$10,000		YIELD FROM ISSUE	
		REDEMP. VALUE	INTEREST EARNED	REDEMP. VALUE	INTEREST EARNED	REDEMP. VALUE	INTEREST EARNED	REDEMP. VALUE	INTEREST EARNED	REDEMP. VALUE	INTEREST EARNED	REDEMP. VALUE	INTEREST EARNED	REDEMP. VALUE	INTEREST EARNED	REDEMP. VALUE	INTEREST EARNED		
1999	Jan. thru May	Not eligible for payment																	
1998	Dec.	Not eligible for payment																	
	Nov.	50.62	0.62	75.93	0.93	101.24	1.24			506.20	6.20	1,012.40	12.40	5,062.00	62.00			2.48%	
	Oct.	50.78	0.78	76.17	1.17	101.56	1.56			507.80	7.80	1,015.60	15.60	5,078.00	78.00			2.67%	
	Sep.	50.96	0.96	76.44	1.44	101.92	1.92			509.60	9.60	1,019.20	19.20	5,096.00	96.00			2.87%	

MAY 1999
INSIST ON PROPER IDENTIFICATION.

SERIES I - REDEMPTION VALUES AND INTEREST EARNED AMOUNTS BY DENOMINATION

JUNE 1999

ISSUE YEAR	ISSUE MONTHS	\$50		\$75		\$100		\$200		\$500		\$1,000		\$5,000		\$10,000		YIELD FROM ISSUE	
		REDEMP. VALUE	INTEREST EARNED	REDEMP. VALUE	INTEREST EARNED	REDEMP. VALUE	INTEREST EARNED	REDEMP. VALUE	INTEREST EARNED	REDEMP. VALUE	INTEREST EARNED	REDEMP. VALUE	INTEREST EARNED	REDEMP. VALUE	INTEREST EARNED	REDEMP. VALUE	INTEREST EARNED		
1999	Jan. thru June	Not eligible for payment																	
1998	Dec.	50.62	0.62	75.93	0.93	101.24	1.24			506.20	6.20	1,012.40	12.40	5,062.00	62.00			2.48%	
	Nov.	50.84	0.84	76.26	1.26	101.68	1.68			508.40	8.40	1,016.80	16.80	5,084.00	84.00			2.88%	
	Oct.	50.96	0.96	76.44	1.44	101.92	1.92			509.60	9.60	1,019.20	19.20	5,096.00	96.00			2.87%	
	Sep.	51.16	1.16	76.74	1.74	102.32	2.32			511.60	11.60	1,023.20	23.20	5,116.00	116.00			3.08%	

JUNE 1999
INSIST ON PROPER IDENTIFICATION.

SERIES I - REDEMPTION VALUES AND INTEREST EARNED AMOUNTS BY DENOMINATION

JULY 1999

ISSUE YEAR	ISSUE MONTHS	\$50		\$75		\$100		\$200		\$500		\$1,000		\$5,000		\$10,000		YIELD FROM ISSUE	
		REDEMP. VALUE	INTEREST EARNED	REDEMP. VALUE	INTEREST EARNED	REDEMP. VALUE	INTEREST EARNED	REDEMP. VALUE	INTEREST EARNED	REDEMP. VALUE	INTEREST EARNED	REDEMP. VALUE	INTEREST EARNED	REDEMP. VALUE	INTEREST EARNED	REDEMP. VALUE	INTEREST EARNED		
1999	Feb. thru July	Not eligible for payment																	
	Jan.	50.62	0.62	75.93	0.93	101.24	1.24			506.20	6.20	1,012.40	12.40	5,062.00	62.00			2.48%	
1998	Dec.	50.84	0.84	76.26	1.26	101.68	1.68			508.40	8.40	1,016.80	16.80	5,084.00	84.00			2.88%	
	Nov.	51.04	1.04	76.56	1.56	102.08	2.08			510.40	10.40	1,020.80	20.80	5,104.00	104.00			3.11%	
	Oct.	51.16	1.16	76.74	1.74	102.32	2.32			511.60	11.60	1,023.20	23.20	5,116.00	116.00			3.08%	
	Sep.	51.38	1.38	77.07	2.07	102.76	2.76			513.80	13.80	1,027.60	27.60	5,138.00	138.00			3.29%	

JULY 1999
INSIST ON PROPER IDENTIFICATION.

SERIES I - REDEMPTION VALUES AND INTEREST EARNED AMOUNTS BY DENOMINATION

AUGUST 1999

ISSUE YEAR	ISSUE MONTHS	\$50		\$75		\$100		\$200		\$500		\$1,000		\$5,000		\$10,000		YIELD FROM ISSUE	
		REDEMP. VALUE	INTEREST EARNED	REDEMP. VALUE	INTEREST EARNED	REDEMP. VALUE	INTEREST EARNED	REDEMP. VALUE	INTEREST EARNED	REDEMP. VALUE	INTEREST EARNED	REDEMP. VALUE	INTEREST EARNED	REDEMP. VALUE	INTEREST EARNED	REDEMP. VALUE	INTEREST EARNED		
1999	Mar. thru Aug.	Not eligible for payment																	
	Feb.	50.62	0.62	75.93	0.93	101.24	1.24			506.20	6.20	1,012.40	12.40	5,062.00	62.00			2.48%	
	Jan.	50.84	0.84	76.26	1.26	101.68	1.68			508.40	8.40	1,016.80	16.80	5,084.00	84.00			2.88%	
1998	Dec.	51.04	1.04	76.56	1.56	102.08	2.08			510.40	10.40	1,020.80	20.80	5,104.00	104.00			3.11%	
	Nov.	51.26	1.26	76.89	1.89	102.52	2.52			512.60	12.60	1,025.20	25.20	5,126.00	126.00			3.35%	
	Oct.	51.38	1.38	77.07	2.07	102.76	2.76			513.80	13.80	1,027.60	27.60	5,138.00	138.00			3.29%	
	Sep.	51.60	1.60	77.40	2.40	103.20	3.20			516.00	16.00	1,032.00	32.00	5,160.00	160.00			3.47%	

AUGUST 1999
INSIST ON PROPER IDENTIFICATION.

SERIES E - REDEMPTION VALUES AND INTEREST EARNED AMOUNTS BY DENOMINATION

MARCH 1999

ISSUE YEAR	ISSUE MONTHS	\$25		\$50		\$75		\$100		\$200		\$500		\$1,000		YIELD FROM ISSUE
		REDEMP. VALUE	INTEREST EARNED	REDEMP. VALUE	INTEREST EARNED	REDEMP. VALUE	INTEREST EARNED	REDEMP. VALUE	INTEREST EARNED	REDEMP. VALUE	INTEREST EARNED	REDEMP. VALUE	INTEREST EARNED	REDEMP. VALUE	INTEREST EARNED	
1980	May thru June	70.86	52.11	141.72	104.22	212.58	156.33	283.44	208.44	566.88	416.88	1,417.20	1,042.20	2,834.40	2,084.40	7.32%
	Apr.	70.15	51.40	140.30	102.80	210.45	154.20	280.60	205.60	561.20	411.20	1,403.00	1,028.00	2,806.00	2,056.00	7.26%
	Jan. thru Mar.	71.55	52.80	143.10	105.60	214.65	158.40	286.20	211.20	572.40	422.40	1,431.00	1,056.00	2,862.00	2,112.00	7.17%
1979	Nov. thru Dec.	71.55	52.80	143.10	105.60	214.65	158.40	286.20	211.20	572.40	422.40	1,431.00	1,056.00	2,862.00	2,112.00	7.17%
	Oct.	70.89	52.14	141.78	104.28	212.67	156.42	283.56	208.56	567.12	417.12	1,417.80	1,042.80	2,835.60	2,085.60	7.12%
	June thru Sep.	72.30	53.55	144.60	107.10	216.90	160.65	289.20	214.20	578.40	428.40	1,446.00	1,071.00	2,892.00	2,142.00	7.04%
	May	72.14	53.39	144.28	106.78	216.42	160.17	288.56	213.56	577.12	427.12	1,442.80	1,067.80	2,885.60	2,135.60	7.03%
	Apr.	71.44	52.69	142.88	105.38	214.32	158.07	285.76	210.76	571.52	421.52	1,428.80	1,053.80	2,857.60	2,107.60	6.98%
	Jan. thru Mar.	72.87	54.12	145.74	108.24	218.61	162.36	291.48	216.48	582.96	432.96	1,457.40	1,082.40	2,914.80	2,164.80	6.90%
1978	Dec.	72.86	54.11	145.72	108.22	218.58	162.33	291.44	216.44	582.88	432.88	1,457.20	1,082.20	2,914.40	2,164.40	6.90%
	Nov.	72.66	53.91	145.32	107.82	217.98	161.73	290.64	215.64	581.28	431.28	1,453.20	1,078.20	2,906.40	2,156.40	6.89%
	Oct.	71.98	53.23	143.96	106.46	215.94	159.69	287.92	212.92	575.84	425.84	1,439.60	1,064.60	2,879.20	2,129.20	6.84%
	July thru Sep.	73.42	54.67	146.84	109.34	220.26	164.01	293.68	218.68	587.36	437.36	1,468.40	1,093.40	2,936.80	2,186.80	6.77%
	June	73.41	54.66	146.82	109.32	220.23	163.98	293.64	218.64	587.28	437.28	1,468.20	1,093.20	2,936.40	2,186.40	6.77%
	May	73.22	54.47	146.44	108.94	219.66	163.41	292.88	217.88	585.76	435.76	1,464.40	1,089.40	2,928.80	2,178.80	6.76%
	Apr.	75.50	56.75	151.00	113.50	226.50	170.25	302.00	227.00	604.00	454.00	1,510.00	1,135.00	3,020.00	2,270.00	6.91%
	Mar.	77.25	58.50	154.50	117.00	231.75	175.50	309.00	234.00	618.00	468.00	1,545.00	1,170.00	3,090.00	2,340.00	6.86%
	Jan. thru Feb.	83.18	64.43	166.36	128.86	249.54	193.29	332.72	257.72	665.44	515.44	1,663.60	1,288.60	3,327.20	2,577.20	7.22%
1977	Dec.	83.18	64.43	166.36	128.86	249.54	193.29	332.72	257.72	665.44	515.44	1,663.60	1,288.60	3,327.20	2,577.20	7.22%
	Nov.	82.95	64.20	165.90	128.40	248.85	192.60	331.80	256.80	663.60	513.60	1,659.00	1,284.00	3,318.00	2,568.00	7.21%
	Oct.	90.45	71.70	180.90	143.40	271.35	215.10	361.80	286.80	723.60	573.60	1,809.00	1,434.00	3,618.00	2,868.00	7.64%
	July thru Sep.	93.16	74.41	186.32	148.82	279.48	223.23	372.64	297.64	745.28	595.28	1,863.20	1,488.20	3,726.40	2,976.40	7.60%
	June	93.18	74.43	186.36	148.86	279.54	223.29	372.72	297.72	745.44	595.44	1,863.60	1,488.60	3,727.20	2,977.20	7.60%
	May	92.99	74.24	185.98	148.48	278.97	222.72	371.96	296.96	743.92	593.92	1,859.80	1,484.80	3,719.60	2,969.60	7.59%
	Apr.	92.08	73.33	184.16	146.66	276.24	219.99	368.32	293.32	736.64	586.64	1,841.60	1,466.60	3,683.20	2,933.20	7.54%
	Jan. thru Mar.	94.84	76.09	189.68	152.18	284.52	228.27	379.36	304.36	758.72	608.72	1,896.80	1,521.80	3,793.60	3,043.60	7.51%
1976	Dec.	94.84	76.09	189.68	152.18	284.52	228.27	379.36	304.36	758.72	608.72	1,896.80	1,521.80	3,793.60	3,043.60	7.51%
	Nov.	94.57	75.82	189.14	151.64	283.71	227.46	378.28	303.28	756.56	606.56	1,891.40	1,516.40	3,782.80	3,032.80	7.49%
	Oct.	93.66	74.91	187.32	149.82	280.98	224.73	374.64	299.64	749.28	599.28	1,873.20	1,498.20	3,746.40	2,996.40	7.45%
	July thru Sep.	96.47	77.72	192.94	155.44	289.41	233.16	385.88	310.88	771.76	621.76	1,929.40	1,554.40	3,858.80	3,108.80	7.41%
	June	96.48	77.73	192.96	155.46	289.44	233.19	385.92	310.92	771.84	621.84	1,929.60	1,554.60	3,859.20	3,109.20	7.41%
	May	96.27	77.52	192.54	155.04	288.81	232.56	385.08	310.08	770.16	620.16	1,925.40	1,550.40	3,850.80	3,100.80	7.40%
	Apr.	95.36	76.61	190.72	153.22	286.08	229.83	381.44	306.44	762.88	612.88	1,907.20	1,532.20	3,814.40	3,064.40	7.36%
	Jan. thru Mar.	98.22	79.47	196.44	158.94	294.66	238.41	392.88	317.88	785.76	635.76	1,964.40	1,589.40	3,928.80	3,178.80	7.33%

MARCH 1999

INSIST ON PROPER IDENTIFICATION.

SERIES E - REDEMPTION VALUES AND INTEREST EARNED AMOUNTS BY DENOMINATION

MARCH 1999

ISSUE YEAR	ISSUE MONTHS	\$25		\$50		\$75		\$100		\$200		\$500		\$1,000		YIELD FROM ISSUE
		REDEMP. VALUE	INTEREST EARNED	REDEMP. VALUE	INTEREST EARNED	REDEMP. VALUE	INTEREST EARNED	REDEMP. VALUE	INTEREST EARNED	REDEMP. VALUE	INTEREST EARNED	REDEMP. VALUE	INTEREST EARNED	REDEMP. VALUE	INTEREST EARNED	
1975	Dec.	98.21	79.46	196.42	158.92	294.63	238.38	392.84	317.84	785.68	635.68	1,964.20	1,589.20	3,928.40	3,178.40	7.33%
	Nov.	98.00	79.25	196.00	158.50	294.00	237.75	392.00	317.00	784.00	634.00	1,960.00	1,585.00	3,920.00	3,170.00	7.32%
	Oct.	97.05	78.30	194.10	156.60	291.15	234.90	388.20	313.20	776.40	626.40	1,941.00	1,566.00	3,882.00	3,132.00	7.28%
	June thru Sep.	99.96	81.21	199.92	162.42	299.88	243.63	399.84	324.84	799.68	649.68	1,999.20	1,624.20	3,998.40	3,248.40	7.25%
	May	99.73	80.98	199.46	161.96	299.19	242.94	398.92	323.92	797.84	647.84	1,994.60	1,619.60	3,989.20	3,239.20	7.24%
	Apr.	98.78	80.03	197.56	160.06	296.34	240.09	395.12	320.12	790.24	640.24	1,975.60	1,600.60	3,951.20	3,201.20	7.20%
	Jan. thru Mar.	101.74	82.99	203.48	165.98	305.22	248.97	406.96	331.96	813.92	663.92	2,034.80	1,659.80	4,069.60	3,319.60	7.17%
1974	Dec.	101.75	83.00	203.50	166.00	305.25	249.00	407.00	332.00	814.00	664.00	2,035.00	1,660.00	4,070.00	3,320.00	7.17%
	Nov.	101.50	82.75	203.00	165.50	304.50	248.25	406.00	331.00	812.00	662.00	2,030.00	1,655.00	4,060.00	3,310.00	7.16%
	Oct.	100.54	81.79	201.08	163.58	301.62	245.37	402.16	327.16	804.32	654.32	2,010.80	1,635.80	4,021.60	3,271.60	7.12%
	July thru Sep.	103.55	84.80	207.10	169.60	310.65	254.40	414.20	339.20	828.40	678.40	2,071.00	1,696.00	4,142.00	3,392.00	7.10%
	June	103.56	84.81	207.12	169.62	310.68	254.43	414.24	339.24	828.48	678.48	2,071.20	1,696.20	4,142.40	3,392.40	7.10%
	May	103.31	84.56	206.62	169.12	309.93	253.68	413.24	338.24	826.48	676.48	2,066.20	1,691.20	4,132.40	3,382.40	7.09%
	Apr.	102.33	83.58	204.66	167.16	306.99	250.74	409.32	334.32	818.64	668.64	2,046.60	1,671.60	4,093.20	3,343.20	7.05%
	Jan. thru Mar.	105.40	86.65	210.80	173.30	316.20	259.95	421.60	346.60	843.20	693.20	2,108.00	1,733.00	4,216.00	3,466.00	7.03%
1973	Dec.	105.40	86.65	210.80	173.30	316.20	259.95	421.60	346.60	843.20	693.20	2,108.00	1,733.00	4,216.00	3,466.00	7.03%
	Sep. thru Nov.	108.46	89.71	216.92	179.42	325.38	269.13	433.84	358.84	867.68	717.68	2,169.20	1,794.20	4,338.40	3,588.40	7.05%
	Aug.	108.45	89.70	216.90	179.40	325.35	269.10	433.80	358.80	867.60	717.60	2,169.00	1,794.00	4,338.00	3,588.00	7.05%
	July	108.22	89.47	216.44	178.94	324.66	268.41	432.88	357.88	865.76	715.76	2,164.40	1,789.40	4,328.80	3,578.80	7.04%
	June	107.17	88.42	214.34	176.84	321.51	265.26	428.68	353.68	857.36	707.36	2,143.40	1,768.40	4,286.80	3,536.80	7.00%
	Feb. thru May	110.13	91.38	220.26	182.76	330.39	274.14	440.52	365.52	881.04	731.04	2,202.60	1,827.60	4,405.20	3,655.20	6.97%
	Jan.	109.85	91.10	219.70	182.20	329.55	273.30	439.40	364.40	878.80	728.80	2,197.00	1,822.00	4,394.00	3,644.00	6.96%
1972	Dec.	108.81	90.06	217.62	180.12	326.43	270.18	435.24	360.24	870.48	720.48	2,176.20	1,801.20	4,352.40	3,602.40	6.92%
	Aug. thru Nov.	110.74	91.99	221.48	183.98	332.22	275.97	442.96	367.96	885.92	735.92	2,214.80	1,839.80	4,429.60	3,679.60	6.86%
	July	110.50	91.75	221.00	183.50	331.50	275.25	442.00	367.00	884.00	734.00	2,210.00	1,835.00	4,420.00	3,670.00	6.85%
	June	109.44	90.69	218.88	181.38	328.32	272.07	437.76	362.76	875.52	725.52	2,188.80	1,813.80	4,377.60	3,627.60	6.81%
	Mar. thru May	111.31	92.56	222.62	185.12	333.93	277.68	445.24	370.24	890.48	740.48	2,226.20	1,851.20	4,452.40	3,702.40	6.75%
	Feb.	111.30	92.55	222.60	185.10	333.90	277.65	445.20	370.20	890.40	740.40	2,226.00	1,851.00	4,452.00	3,702.00	6.75%
	Jan.	111.04	92.29	222.08	184.58	333.12	276.87	444.16	369.16	888.32	738.32	2,220.80	1,845.80	4,441.60	3,691.60	6.74%
1971	Dec.	109.98	91.23	219.96	182.46	329.94	273.69	439.92	364.92	879.84	729.84	2,199.60	1,824.60	4,399.20	3,649.20	6.70%
	Aug. thru Nov.	111.89	93.14	223.78	186.28	335.67	279.42	447.56	372.56	895.12	745.12	2,237.80	1,862.80	4,475.60	3,725.60	6.64%
	July	111.69	92.94	223.38	185.88	335.07	278.82	446.76	371.76	893.52	743.52	2,233.80	1,858.80	4,467.60	3,717.60	6.64%
	June	111.77	93.02	223.54	186.04	335.31	279.06	447.08	372.08	894.16	744.16	2,235.40	1,860.40	4,470.80	3,720.80	6.64%
	Feb. thru May	114.04	95.29	228.08	190.58	342.12	285.87	456.16	381.16	912.32	762.32	2,280.80	1,905.80	4,561.60	3,811.60	6.59%
	Jan.	113.78	95.03	227.56	190.06	341.34	285.09	455.12	380.12	910.24	760.24	2,275.60	1,900.60	4,551.20	3,801.20	6.58%

MARCH 1999

INSIST ON PROPER IDENTIFICATION.

Series E

SERIES E - REDEMPTION VALUES AND INTEREST EARNED AMOUNTS BY DENOMINATION

MARCH 1999

ISSUE YEAR	ISSUE MONTHS	\$25		\$50		\$75		\$100		\$200		\$500		\$1,000		YIELD FROM ISSUE	
		REDEMP. VALUE	INTEREST EARNED	REDEMP. VALUE	INTEREST EARNED	REDEMP. VALUE	INTEREST EARNED	REDEMP. VALUE	INTEREST EARNED	REDEMP. VALUE	INTEREST EARNED	REDEMP. VALUE	INTEREST EARNED	REDEMP. VALUE	INTEREST EARNED		
1970	Dec.	128.50	109.75	257.00	219.50	385.50	329.25	514.00	439.00	1,028.00	878.00	2,570.00	2,195.00	5,140.00	4,390.00	7.04%	
	Aug. thru Nov.	130.77	112.02	261.54	224.04	392.31	336.06	523.08	448.08	1,046.16	896.16	2,615.40	2,240.40	5,230.80	4,480.80	6.97%	
	July	130.46	111.71	260.92	223.42	391.38	335.13	521.84	446.84	1,043.68	893.68	2,609.20	2,234.20	5,218.40	4,468.40	6.97%	
	June	129.19	110.44	258.38	220.88	387.57	331.32	516.76	441.76	1,033.52	883.52	2,583.80	2,208.80	5,167.60	4,417.60	6.93%	
	Mar. thru May	131.15	112.40	262.30	224.80	393.45	337.20	524.60	449.60	1,049.20	899.20	2,623.00	2,248.00	5,246.00	4,496.00	6.86%	
	Feb.	131.14	112.39	262.28	224.78	393.42	337.17	524.56	449.56	1,049.12	899.12	2,622.80	2,247.80	5,245.60	4,495.60	6.86%	
	Jan.	130.82	112.07	261.64	224.14	392.46	336.21	523.28	448.28	1,046.56	896.56	2,616.40	2,241.40	5,232.80	4,482.80	6.85%	
1969	Dec.	129.59	110.84	259.18	221.68	388.77	332.52	518.36	443.36	1,036.72	886.72	2,591.80	2,216.80	5,183.60	4,433.60	6.82%	
	Sep. thru Nov.	131.50	112.75	263.00	225.50	394.50	338.25	526.00	451.00	1,052.00	902.00	2,630.00	2,255.00	5,260.00	4,510.00	6.75%	
	Aug.	131.49	112.74	262.98	225.48	394.47	338.22	525.96	450.96	1,051.92	901.92	2,629.80	2,254.80	5,259.60	4,509.60	6.75%	
	July	131.20	112.45	262.40	224.90	393.60	337.35	524.80	449.80	1,049.60	899.60	2,624.00	2,249.00	5,248.00	4,498.00	6.74%	
	June	129.94	111.19	259.88	222.38	389.82	333.57	519.76	444.76	1,039.52	889.52	2,598.80	2,223.80	5,197.60	4,447.60	6.71%	
	May	135.88	117.13	271.76	234.26	407.64	351.39	543.52	468.52	1,087.04	937.04	2,717.60	2,342.60	5,435.20	4,685.20	6.83%	
	Apr.	134.58	115.83	269.16	231.66	403.74	347.49	538.32	463.32	1,076.64	926.64	2,691.60	2,316.60	5,383.20	4,633.20	6.79%	
A	Jan. thru Mar.	137.27	118.52	274.54	237.04	411.81	355.56	549.08	474.08	1,098.16	948.16	2,745.40	2,370.40	5,490.80	4,740.80	6.75%	
1968	A	Dec.	137.28	118.53	274.56	237.06	411.84	355.59	549.12	474.12	1,098.24	948.24	2,745.60	2,370.60	5,491.20	4,741.20	6.75%
	A	Nov.	135.44	116.69	270.88	233.38	406.32	350.07	541.76	466.76	1,083.52	933.52	2,708.80	2,333.80	5,417.60	4,667.60	6.70%
	A	July thru Oct.	134.14	115.39	268.28	230.78	402.42	346.17	536.56	461.56	1,073.12	923.12	2,682.80	2,307.80	5,365.60	4,615.60	6.67%
	A	June	134.16	115.41	268.32	230.82	402.48	346.23	536.64	461.64	1,073.28	923.28	2,683.20	2,308.20	5,366.40	4,616.40	6.67%
	A	May	132.57	113.82	265.14	227.64	397.71	341.46	530.28	455.28	1,060.56	910.56	2,651.40	2,276.40	5,302.80	4,552.80	6.63%
	AB	Jan. thru Apr.	131.28	112.53	262.56	225.06	393.84	337.59	525.12	450.12	1,050.24	900.24	2,625.60	2,250.60	5,251.20	4,501.20	6.59%
1967	AB	Dec.	131.28	112.53	262.56	225.06	393.84	337.59	525.12	450.12	1,050.24	900.24	2,625.60	2,250.60	5,251.20	4,501.20	6.59%
	AB	Nov.	129.70	110.95	259.40	221.90	389.10	332.85	518.80	443.80	1,037.60	887.60	2,594.00	2,219.00	5,188.00	4,438.00	6.55%
	AB	July thru Oct.	128.45	109.70	256.90	219.40	385.35	329.10	513.80	438.80	1,027.60	877.60	2,569.00	2,194.00	5,138.00	4,388.00	6.52%
	AB	June	128.46	109.71	256.92	219.42	385.38	329.13	513.84	438.84	1,027.68	877.68	2,569.20	2,194.20	5,138.40	4,388.40	6.52%
	AB	May	127.06	108.31	254.12	216.62	381.18	324.93	508.24	433.24	1,016.48	866.48	2,541.20	2,166.20	5,082.40	4,332.40	6.48%
	AB	Jan. thru Apr.	125.86	107.11	251.72	214.22	377.58	321.33	503.44	428.44	1,006.88	856.88	2,517.20	2,142.20	5,034.40	4,284.40	6.45%
1966	AB	Dec.	125.85	107.10	251.70	214.20	377.55	321.30	503.40	428.40	1,006.80	856.80	2,517.00	2,142.00	5,034.00	4,284.00	6.45%
	AB	Nov.	124.46	105.71	248.92	211.42	373.38	317.13	497.84	422.84	995.68	845.68	2,489.20	2,114.20	4,978.40	4,228.40	6.41%
	AB	July thru Oct.	123.27	104.52	246.54	209.04	369.81	313.56	493.08	418.08	986.16	836.16	2,465.40	2,090.40	4,930.80	4,180.80	6.38%
	AB	June	123.28	104.53	246.56	209.06	369.84	313.59	493.12	418.12	986.24	836.24	2,465.60	2,090.60	4,931.20	4,181.20	6.38%
	AB	May	122.02	103.27	244.04	206.54	366.06	309.81	488.08	413.08	976.16	826.16	2,440.40	2,065.40	4,880.80	4,130.80	6.34%
	AB	Mar. thru Apr.	121.94	103.19	243.88	206.38	365.82	309.57	487.76	412.76	975.52	825.52	2,438.80	2,063.80	4,877.60	4,127.60	6.34%
	AB	Jan. thru Feb.	128.13	109.38	256.26	218.76	384.39	328.14	512.52	437.52	1,025.04	875.04	2,562.60	2,187.60	5,125.20	4,375.20	6.51%

MARCH 1999

INSIST ON PROPER IDENTIFICATION.

Series E

SERIES E - REDEMPTION VALUES AND INTEREST EARNED AMOUNTS BY DENOMINATION

MARCH 1999

ISSUE YEAR	ISSUE MONTHS	\$25		\$50		\$75		\$100		\$200		\$500		\$1,000		YIELD FROM ISSUE	
		REDEMP. VALUE	INTEREST EARNED	REDEMP. VALUE	INTEREST EARNED	REDEMP. VALUE	INTEREST EARNED	REDEMP. VALUE	INTEREST EARNED	REDEMP. VALUE	INTEREST EARNED	REDEMP. VALUE	INTEREST EARNED	REDEMP. VALUE	INTEREST EARNED		
1961	Dec.	183.61	164.86	367.22	329.72			734.44	659.44	1,468.88	1,318.88	3,672.20	3,297.20	7,344.40	6,594.40	6.22%	
	Oct. thru Nov.	183.08	164.33	366.16	328.66			732.32	657.32	1,464.64	1,314.64	3,661.60	3,286.60	7,323.20	6,573.20	6.21%	
	Sep.	183.09	164.34	366.18	328.68			732.36	657.36	1,464.72	1,314.72	3,661.80	3,286.80	7,323.60	6,573.60	6.21%	
	Aug.	181.07	162.32	362.14	324.64			724.28	649.28	1,448.56	1,298.56	3,621.40	3,246.40	7,242.80	6,492.80	6.18%	
	July	179.35	160.60	358.70	321.20			717.40	642.40	1,434.80	1,284.80	3,587.00	3,212.00	7,174.00	6,424.00	6.15%	
	June	184.73	165.98	369.46	331.96			738.92	663.92	1,477.84	1,327.84	3,694.60	3,319.60	7,389.20	6,639.20	6.15%	
	Apr. thru May	184.19	165.44	368.38	330.88			736.76	661.76	1,473.52	1,323.52	3,683.80	3,308.80	7,367.60	6,617.60	6.14%	
	Mar.	184.20	165.45	368.40	330.90			736.80	661.80	1,473.60	1,323.60	3,684.00	3,309.00	7,368.00	6,618.00	6.15%	
	Feb.	182.10	163.35	364.20	326.70			728.40	653.40	1,456.80	1,306.80	3,642.00	3,267.00	7,284.00	6,534.00	6.11%	
Jan.	180.37	161.62	360.74	323.24			721.48	646.48	1,442.96	1,292.96	3,607.40	3,232.40	7,214.80	6,464.80	6.09%		
1960	Dec.	183.98	165.23	367.96	330.46			735.92	660.92	1,471.84	1,321.84	3,679.60	3,304.60	7,359.20	6,609.20	6.06%	
	Oct. thru Nov.	183.61	164.86	367.22	329.72			734.44	659.44	1,468.88	1,318.88	3,672.20	3,297.20	7,344.40	6,594.40	6.05%	
	Sep.	183.60	164.85	367.20	329.70			734.40	659.40	1,468.80	1,318.80	3,672.00	3,297.00	7,344.00	6,594.00	6.05%	
	Aug.	181.50	162.75	363.00	325.50			726.00	651.00	1,452.00	1,302.00	3,630.00	3,255.00	7,260.00	6,510.00	6.02%	
	July	179.79	161.04	359.58	322.08			719.16	644.16	1,438.32	1,288.32	3,595.80	3,220.80	7,191.60	6,441.60	6.00%	
	June	183.38	164.63	366.76	329.26			733.52	658.52	1,467.04	1,317.04	3,667.60	3,292.60	7,335.20	6,585.20	5.97%	
	Mar. thru May	183.07	164.32	366.14	328.64			732.28	657.28	1,464.56	1,314.56	3,661.40	3,286.40	7,322.80	6,572.80	5.97%	
	Feb.	180.99	162.24	361.98	324.48			723.96	648.96	1,447.92	1,297.92	3,619.80	3,244.80	7,239.60	6,489.60	5.94%	
	Jan.	179.26	160.51	358.52	321.02			717.04	642.04	1,434.08	1,284.08	3,585.20	3,210.20	7,170.40	6,420.40	5.91%	
1959	Dec.	182.85	164.10	365.70	328.20			731.40	656.40	1,462.80	1,312.80	3,657.00	3,282.00	7,314.00	6,564.00	5.89%	
	Oct. thru Nov.	182.43	163.68	364.86	327.36			729.72	654.72	1,459.44	1,309.44	3,648.60	3,273.60	7,297.20	6,547.20	5.88%	
	Sep.	182.42	163.67	364.84	327.34			729.68	654.68	1,459.36	1,309.36	3,648.40	3,273.40	7,296.80	6,546.80	5.88%	
	Aug.	180.39	161.64	360.78	323.28			721.56	646.56	1,443.12	1,293.12	3,607.80	3,232.80	7,215.60	6,465.60	5.85%	
	July	180.57	161.82	361.14	323.64			722.28	647.28	1,444.56	1,294.56	3,611.40	3,236.40	7,222.80	6,472.80	5.85%	
	June	184.76	166.01	369.52	332.02			739.04	664.04	1,478.08	1,328.08	3,695.20	3,320.20	7,390.40	6,640.40	5.84%	
	May	187.16	168.41	374.32	336.82			748.64	673.64	1,497.28	1,347.28	3,743.20	3,368.20	7,486.40	6,736.40	5.92%	
	Apr.	190.90	172.15	381.80	344.30			763.60	688.60	1,527.20	1,377.20	3,818.00	3,443.00	7,636.00	6,886.00	5.90%	
	A	Jan. thru Mar.	191.53	172.78	383.06	345.56			766.12	691.12	1,532.24	1,382.24	3,830.60	3,455.60	7,661.20	6,911.20	5.89%
1958	A	Dec.	189.34	170.59	378.68	341.18			757.36	682.36	1,514.72	1,364.72	3,786.80	3,411.80	7,573.60	6,823.60	5.87%
	A	Aug. thru Nov.	186.71	167.96	373.42	335.92			746.84	671.84	1,493.68	1,343.68	3,734.20	3,359.20	7,468.40	6,718.40	5.83%
	A	July	186.72	167.97	373.44	335.94			746.88	671.88	1,493.76	1,343.76	3,734.40	3,359.40	7,468.80	6,718.80	5.83%
	A	June	184.53	165.78	369.06	331.56			738.12	663.12	1,476.24	1,326.24	3,690.60	3,315.60	7,381.20	6,631.20	5.80%
	A B	Jan. thru May	183.12	164.37	366.24	328.74			732.48	657.48	1,464.96	1,314.96	3,662.40	3,287.40	7,324.80	6,574.80	5.78%
1957 to 1941	Matured Series E Bonds	REDEMPTION VALUES CAN BE FOUND ON THE TABLE AT THE END OF THIS BOOKLET.															

A. BONDS WITH THE FOLLOWING ISSUE DATES HAVE REACHED FINAL MATURITY AND WILL EARN NO ADDITIONAL INTEREST: MAY 1941 THROUGH MARCH 1959 AND DECEMBER 1965 THROUGH MARCH 1969.
 B. BONDS WITH THE FOLLOWING ISSUE DATES ARE NOT ELIGIBLE FOR EXCHANGE TO SERIES HH BONDS: MAY 1941 THROUGH FEBRUARY 1958 AND DECEMBER 1965 THROUGH FEBRUARY 1968.

MARCH 1999
 INSIST ON PROPER IDENTIFICATION.

SERIES E - REDEMPTION VALUES AND INTEREST EARNED AMOUNTS BY DENOMINATION

APRIL 1999

ISSUE YEAR	ISSUE MONTHS	\$25		\$50		\$75		\$100		\$200		\$500		\$1,000		YIELD FROM ISSUE
		REDEMP. VALUE	INTEREST EARNED	REDEMP. VALUE	INTEREST EARNED	REDEMP. VALUE	INTEREST EARNED	REDEMP. VALUE	INTEREST EARNED	REDEMP. VALUE	INTEREST EARNED	REDEMP. VALUE	INTEREST EARNED	REDEMP. VALUE	INTEREST EARNED	
1963	Dec.	177.19	158.44	354.38	316.88			708.76	633.76	1,417.52	1,267.52	3,543.80	3,168.80	7,087.60	6,337.60	6.47%
	Sep. thru Nov.	176.10	157.35	352.20	314.70			704.40	629.40	1,408.80	1,258.80	3,522.00	3,147.00	7,044.00	6,294.00	6.46%
	Aug.	175.26	156.51	350.52	313.02			701.04	626.04	1,402.08	1,252.08	3,505.20	3,130.20	7,010.40	6,260.40	6.44%
	June thru July	178.76	160.01	357.52	320.02			715.04	640.04	1,430.08	1,280.08	3,575.20	3,200.20	7,150.40	6,400.40	6.41%
	Apr. thru May	177.42	158.67	354.84	317.34			709.68	634.68	1,419.36	1,269.36	3,548.40	3,173.40	7,096.80	6,346.80	6.39%
	Mar.	177.44	158.69	354.88	317.38			709.76	634.76	1,419.52	1,269.52	3,548.80	3,173.80	7,097.60	6,347.60	6.39%
	Feb.	176.61	157.86	353.22	315.72			706.44	631.44	1,412.88	1,262.88	3,532.20	3,157.20	7,064.40	6,314.40	6.37%
Jan.	180.16	161.41	360.32	322.82			720.64	645.64	1,441.28	1,291.28	3,603.20	3,228.20	7,206.40	6,456.40	6.34%	
1962	Dec.	180.16	161.41	360.32	322.82			720.64	645.64	1,441.28	1,291.28	3,603.20	3,228.20	7,206.40	6,456.40	6.34%
	Sep. thru Nov.	179.42	160.67	358.84	321.34			717.68	642.68	1,435.36	1,285.36	3,588.40	3,213.40	7,176.80	6,426.80	6.33%
	Aug.	178.15	159.40	356.30	318.80			712.60	637.60	1,425.20	1,275.20	3,563.00	3,188.00	7,126.00	6,376.00	6.31%
	June thru July	181.75	163.00	363.50	326.00			727.00	652.00	1,454.00	1,304.00	3,635.00	3,260.00	7,270.00	6,520.00	6.28%
	Apr. thru May	181.28	162.53	362.56	325.06			725.12	650.12	1,450.24	1,300.24	3,625.60	3,250.60	7,251.20	6,501.20	6.27%
	Mar.	181.30	162.55	362.60	325.10			725.20	650.20	1,450.40	1,300.40	3,626.00	3,251.00	7,252.00	6,502.00	6.27%
	Feb.	179.99	161.24	359.98	322.48			719.96	644.96	1,439.92	1,289.92	3,599.80	3,224.80	7,199.60	6,449.60	6.25%
Jan.	183.61	164.86	367.22	329.72			734.44	659.44	1,468.88	1,318.88	3,672.20	3,297.20	7,344.40	6,594.40	6.22%	
1961	Dec.	183.61	164.86	367.22	329.72			734.44	659.44	1,468.88	1,318.88	3,672.20	3,297.20	7,344.40	6,594.40	6.22%
	Oct. thru Nov.	183.08	164.33	366.16	328.66			732.32	657.32	1,464.64	1,314.64	3,661.60	3,286.60	7,323.20	6,573.20	6.21%
	Sep.	183.09	164.34	366.18	328.68			732.36	657.36	1,464.72	1,314.72	3,661.80	3,286.80	7,323.60	6,573.60	6.21%
	Aug.	181.07	162.32	362.14	324.64			724.28	649.28	1,448.56	1,298.56	3,621.40	3,246.40	7,242.80	6,492.80	6.18%
	June thru July	184.73	165.98	369.46	331.96			738.92	663.92	1,477.84	1,327.84	3,694.60	3,319.60	7,389.20	6,639.20	6.15%
	Apr. thru May	184.19	165.44	368.38	330.88			736.76	661.76	1,473.52	1,323.52	3,683.80	3,308.80	7,367.60	6,617.60	6.14%
	Mar.	184.20	165.45	368.40	330.90			736.80	661.80	1,473.60	1,323.60	3,684.00	3,309.00	7,368.00	6,618.00	6.15%
Feb.	182.10	163.35	364.20	326.70			728.40	653.40	1,456.80	1,306.80	3,642.00	3,267.00	7,284.00	6,534.00	6.11%	
Jan.	183.98	165.23	367.96	330.46			735.92	660.92	1,471.84	1,321.84	3,679.60	3,304.60	7,359.20	6,609.20	6.06%	
1960	Dec.	183.98	165.23	367.96	330.46			735.92	660.92	1,471.84	1,321.84	3,679.60	3,304.60	7,359.20	6,609.20	6.06%
	Oct. thru Nov.	183.61	164.86	367.22	329.72			734.44	659.44	1,468.88	1,318.88	3,672.20	3,297.20	7,344.40	6,594.40	6.05%
	Sep.	183.60	164.85	367.20	329.70			734.40	659.40	1,468.80	1,318.80	3,672.00	3,297.00	7,344.00	6,594.00	6.05%
	Aug.	181.50	162.75	363.00	325.50			726.00	651.00	1,452.00	1,302.00	3,630.00	3,255.00	7,260.00	6,510.00	6.02%
	June thru July	183.38	164.63	366.76	329.26			733.52	658.52	1,467.04	1,317.04	3,667.60	3,292.60	7,335.20	6,585.20	5.97%
	Mar. thru May	183.07	164.32	366.14	328.64			732.28	657.28	1,464.56	1,314.56	3,661.40	3,286.40	7,322.80	6,572.80	5.97%
	Feb.	180.99	162.24	361.98	324.48			723.96	648.96	1,447.92	1,297.92	3,619.80	3,244.80	7,239.60	6,489.60	5.94%
Jan.	182.85	164.10	365.70	328.20			731.40	656.40	1,462.80	1,312.80	3,657.00	3,282.00	7,314.00	6,564.00	5.89%	

APRIL 1999

INSIST ON PROPER IDENTIFICATION.

Series E

SERIES E - REDEMPTION VALUES AND INTEREST EARNED AMOUNTS BY DENOMINATION

APRIL 1999

ISSUE YEAR	ISSUE MONTHS	\$25		\$50		\$75		\$100		\$200		\$500		\$1,000		YIELD FROM ISSUE
		REDEMP. VALUE	INTEREST EARNED	REDEMP. VALUE	INTEREST EARNED	REDEMP. VALUE	INTEREST EARNED	REDEMP. VALUE	INTEREST EARNED	REDEMP. VALUE	INTEREST EARNED	REDEMP. VALUE	INTEREST EARNED	REDEMP. VALUE	INTEREST EARNED	
1959	Dec.	182.85	164.10	365.70	328.20			731.40	656.40	1,462.80	1,312.80	3,657.00	3,282.00	7,314.00	6,564.00	5.89%
	Oct. thru Nov.	182.43	163.68	364.86	327.36			729.72	654.72	1,459.44	1,309.44	3,648.60	3,273.60	7,297.20	6,547.20	5.88%
	Sep.	182.42	163.67	364.84	327.34			729.68	654.68	1,459.36	1,309.36	3,648.40	3,273.40	7,296.80	6,546.80	5.88%
	Aug.	180.39	161.64	360.78	323.28			721.56	646.56	1,443.12	1,293.12	3,607.80	3,232.80	7,215.60	6,465.60	5.85%
	June thru July	184.76	166.01	369.52	332.02			739.04	664.04	1,478.08	1,328.08	3,695.20	3,320.20	7,390.40	6,640.40	5.84%
	May	190.90	172.15	381.80	344.30			763.60	688.60	1,527.20	1,377.20	3,818.00	3,443.00	7,636.00	6,886.00	5.90%
A	Jan. thru Apr.	191.53	172.78	383.06	345.56			766.12	691.12	1,532.24	1,382.24	3,830.60	3,455.60	7,661.20	6,911.20	5.89%
1958	A Dec.	189.34	170.59	378.68	341.18			757.36	682.36	1,514.72	1,364.72	3,786.80	3,411.80	7,573.60	6,823.60	5.87%
	A Aug. thru Nov.	186.71	167.96	373.42	335.92			746.84	671.84	1,493.68	1,343.68	3,734.20	3,359.20	7,468.40	6,718.40	5.83%
	A July	186.72	167.97	373.44	335.94			746.88	671.88	1,493.76	1,343.76	3,734.40	3,359.40	7,468.80	6,718.80	5.83%
	A June	184.53	165.78	369.06	331.56			738.12	663.12	1,476.24	1,326.24	3,690.60	3,315.60	7,381.20	6,631.20	5.80%
	A B Jan. thru May	183.12	164.37	366.24	328.74			732.48	657.48	1,464.96	1,314.96	3,662.40	3,287.40	7,324.80	6,574.80	5.78%
1957 to 1941	Matured Series E Bonds	REDEMPTION VALUES CAN BE FOUND ON THE TABLE AT THE END OF THIS BOOKLET.														

A. BONDS WITH THE FOLLOWING ISSUE DATES HAVE REACHED FINAL MATURITY AND WILL EARN NO ADDITIONAL INTEREST: MAY 1941 THROUGH APRIL 1959 AND DECEMBER 1965 THROUGH APRIL 1969.

B. BONDS WITH THE FOLLOWING ISSUE DATES ARE NOT ELIGIBLE FOR EXCHANGE TO SERIES HH BONDS: MAY 1941 THROUGH MARCH 1958 AND DECEMBER 1965 THROUGH MARCH 1968.

APRIL 1999
INSIST ON PROPER IDENTIFICATION.

SERIES E - REDEMPTION VALUES AND INTEREST EARNED AMOUNTS BY DENOMINATION

MAY 1999

ISSUE YEAR	ISSUE MONTHS	\$25		\$50		\$75		\$100		\$200		\$500		\$1,000		YIELD FROM ISSUE	
		REDEMP. VALUE	INTEREST EARNED	REDEMP. VALUE	INTEREST EARNED	REDEMP. VALUE	INTEREST EARNED	REDEMP. VALUE	INTEREST EARNED	REDEMP. VALUE	INTEREST EARNED	REDEMP. VALUE	INTEREST EARNED	REDEMP. VALUE	INTEREST EARNED		
1973	Dec.	105.40	86.65	210.80	173.30	316.20	259.95	421.60	346.60	843.20	693.20	2,108.00	1,733.00	4,216.00	3,466.00	7.03%	
	Sep. thru Nov.	108.46	89.71	216.92	179.42	325.38	269.13	433.84	358.84	867.68	717.68	2,169.20	1,794.20	4,338.40	3,588.40	7.05%	
	Aug.	108.45	89.70	216.90	179.40	325.35	269.10	433.80	358.80	867.60	717.60	2,169.00	1,794.00	4,338.00	3,588.00	7.05%	
	July	111.46	92.71	222.92	185.42	334.38	278.13	445.84	370.84	891.68	741.68	2,229.20	1,854.20	4,458.40	3,708.40	7.02%	
	June	110.39	91.64	220.78	183.28	331.17	274.92	441.56	366.56	883.12	733.12	2,207.80	1,832.80	4,415.60	3,665.60	6.98%	
	Feb. thru May	110.13	91.38	220.26	182.76	330.39	274.14	440.52	365.52	881.04	731.04	2,202.60	1,827.60	4,405.20	3,655.20	6.97%	
	Jan.	112.05	93.30	224.10	186.60	336.15	279.90	448.20	373.20	896.40	746.40	2,241.00	1,866.00	4,482.00	3,732.00	6.91%	
1972	Dec.	110.99	92.24	221.98	184.48	332.97	276.72	443.96	368.96	887.92	737.92	2,219.80	1,844.80	4,439.60	3,689.60	6.87%	
	Aug. thru Nov.	110.74	91.99	221.48	183.98	332.22	275.97	442.96	367.96	885.92	735.92	2,214.80	1,839.80	4,429.60	3,679.60	6.86%	
	July	112.71	93.96	225.42	187.92	338.13	281.88	450.84	375.84	901.68	751.68	2,254.20	1,879.20	4,508.40	3,758.40	6.80%	
	June	111.62	92.87	223.24	185.74	334.86	278.61	446.48	371.48	892.96	742.96	2,232.40	1,857.40	4,464.80	3,714.80	6.76%	
	Mar. thru May	111.31	92.56	222.62	185.12	333.93	277.68	445.24	370.24	890.48	740.48	2,226.20	1,851.20	4,452.40	3,702.40	6.75%	
	Feb.	111.30	92.55	222.60	185.10	333.90	277.65	445.20	370.20	890.40	740.40	2,226.00	1,851.00	4,452.00	3,702.00	6.75%	
	Jan.	113.26	94.51	226.52	189.02	339.78	283.53	453.04	378.04	906.08	756.08	2,265.20	1,890.20	4,530.40	3,780.40	6.69%	
1971	Dec.	112.18	93.43	224.36	186.86	336.54	280.29	448.72	373.72	897.44	747.44	2,243.60	1,868.60	4,487.20	3,737.20	6.65%	
	Aug. thru Nov.	111.89	93.14	223.78	186.28	335.67	279.42	447.56	372.56	895.12	745.12	2,237.80	1,862.80	4,475.60	3,725.60	6.64%	
	July	113.93	95.18	227.86	190.36	341.79	285.54	455.72	380.72	911.44	761.44	2,278.60	1,903.60	4,557.20	3,807.20	6.59%	
	June	114.36	95.61	228.72	191.22	343.08	286.83	457.44	382.44	914.88	764.88	2,287.20	1,912.20	4,574.40	3,824.40	6.60%	
	Feb. thru May	114.04	95.29	228.08	190.58	342.12	285.87	456.16	381.16	912.32	762.32	2,280.80	1,905.80	4,561.60	3,811.60	6.59%	
	Jan.	116.34	97.59	232.68	195.18	349.02	292.77	465.36	390.36	930.72	780.72	2,326.80	1,951.80	4,653.60	3,903.60	6.55%	
1970	Dec.	131.07	112.32	262.14	224.64	393.21	336.96	524.28	449.28	1,048.56	898.56	2,621.40	2,246.40	5,242.80	4,492.80	6.98%	
	Aug. thru Nov.	130.77	112.02	261.54	224.04	392.31	336.06	523.08	448.08	1,046.16	896.16	2,615.40	2,240.40	5,230.80	4,480.80	6.97%	
	July	133.07	114.32	266.14	228.64	399.21	342.96	532.28	457.28	1,064.56	914.56	2,661.40	2,286.40	5,322.80	4,572.80	6.91%	
	June	131.77	113.02	263.54	226.04	395.31	339.06	527.08	452.08	1,054.16	904.16	2,635.40	2,260.40	5,270.80	4,520.80	6.88%	
	Mar. thru May	131.15	112.40	262.30	224.80	393.45	337.20	524.60	449.60	1,049.20	899.20	2,623.00	2,248.00	5,246.00	4,496.00	6.86%	
	Feb.	131.14	112.39	262.28	224.78	393.42	337.17	524.56	449.56	1,049.12	899.12	2,622.80	2,247.80	5,245.60	4,495.60	6.86%	
	Jan.	133.43	114.68	266.86	229.36	400.29	344.04	533.72	458.72	1,067.44	917.44	2,668.60	2,293.60	5,337.20	4,587.20	6.80%	
1969	Dec.	132.18	113.43	264.36	226.86	396.54	340.29	528.72	453.72	1,057.44	907.44	2,643.60	2,268.60	5,287.20	4,537.20	6.77%	
	Sep. thru Nov.	131.50	112.75	263.00	225.50	394.50	338.25	526.00	451.00	1,052.00	902.00	2,630.00	2,255.00	5,260.00	4,510.00	6.75%	
	Aug.	131.49	112.74	262.98	225.48	394.47	338.22	525.96	450.96	1,051.92	901.92	2,629.80	2,254.80	5,259.60	4,509.60	6.75%	
	July	133.83	115.08	267.66	230.16	401.49	345.24	535.32	460.32	1,070.64	920.64	2,676.60	2,301.60	5,353.20	4,603.20	6.70%	
	June	132.54	113.79	265.08	227.58	397.62	341.37	530.16	455.16	1,060.32	910.32	2,650.80	2,275.80	5,301.60	4,551.60	6.66%	
	A A	May	138.60	119.85	277.20	239.70	415.80	359.55	554.40	479.40	1,108.80	958.80	2,772.00	2,397.00	5,544.00	4,794.00	6.78%
	A	Jan. thru Apr.	137.27	118.52	274.54	237.04	411.81	355.56	549.08	474.08	1,098.16	948.16	2,745.40	2,370.40	5,490.80	4,740.80	6.75%

MAY 1999

INSIST ON PROPER IDENTIFICATION.

Series E

SERIES E - REDEMPTION VALUES AND INTEREST EARNED AMOUNTS BY DENOMINATION

MAY 1999

ISSUE YEAR	ISSUE MONTHS	\$25		\$50		\$75		\$100		\$200		\$500		\$1,000		YIELD FROM ISSUE
		REDEMP. VALUE	INTEREST EARNED	REDEMP. VALUE	INTEREST EARNED	REDEMP. VALUE	INTEREST EARNED	REDEMP. VALUE	INTEREST EARNED	REDEMP. VALUE	INTEREST EARNED	REDEMP. VALUE	INTEREST EARNED	REDEMP. VALUE	INTEREST EARNED	
1958	A Dec.	189.34	170.59	378.68	341.18			757.36	682.36	1,514.72	1,364.72	3,786.80	3,411.80	7,573.60	6,823.60	5.87%
	A Aug. thru Nov.	186.71	167.96	373.42	335.92			746.84	671.84	1,493.68	1,343.68	3,734.20	3,359.20	7,468.40	6,718.40	5.83%
	A July	186.72	167.97	373.44	335.94			746.88	671.88	1,493.76	1,343.76	3,734.40	3,359.40	7,468.80	6,718.80	5.83%
	A June	184.53	165.78	369.06	331.56			738.12	663.12	1,476.24	1,326.24	3,690.60	3,315.60	7,381.20	6,631.20	5.80%
	A B Jan. thru May	183.12	164.37	366.24	328.74			732.48	657.48	1,464.96	1,314.96	3,662.40	3,287.40	7,324.80	6,574.80	5.78%
1957 to 1941	Matured Series E Bonds	REDEMPTION VALUES CAN BE FOUND ON THE TABLE AT THE END OF THIS BOOKLET.														

A. BONDS WITH THE FOLLOWING ISSUE DATES HAVE REACHED FINAL MATURITY AND WILL EARN NO ADDITIONAL INTEREST: MAY 1941 THROUGH MAY 1959 AND DECEMBER 1965 THROUGH MAY 1969.

B. BONDS WITH THE FOLLOWING ISSUE DATES ARE NOT ELIGIBLE FOR EXCHANGE TO SERIES HH BONDS: MAY 1941 THROUGH APRIL 1958 AND DECEMBER 1965 THROUGH APRIL 1968.

MAY 1999

INSIST ON PROPER IDENTIFICATION.

Series E

SERIES E - REDEMPTION VALUES AND INTEREST EARNED AMOUNTS BY DENOMINATION

JUNE 1999

ISSUE YEAR	ISSUE MONTHS	\$25		\$50		\$75		\$100		\$200		\$500		\$1,000		YIELD FROM ISSUE
		REDEMP. VALUE	INTEREST EARNED	REDEMP. VALUE	INTEREST EARNED	REDEMP. VALUE	INTEREST EARNED	REDEMP. VALUE	INTEREST EARNED	REDEMP. VALUE	INTEREST EARNED	REDEMP. VALUE	INTEREST EARNED	REDEMP. VALUE	INTEREST EARNED	
1959	Dec.	182.85	164.10	365.70	328.20			731.40	656.40	1,462.80	1,312.80	3,657.00	3,282.00	7,314.00	6,564.00	5.89%
	Oct. thru Nov.	182.43	163.68	364.86	327.36			729.72	654.72	1,459.44	1,309.44	3,648.60	3,273.60	7,297.20	6,547.20	5.88%
	Sep.	186.07	167.32	372.14	334.64			744.28	669.28	1,488.56	1,338.56	3,721.40	3,346.40	7,442.80	6,692.80	5.86%
	Aug.	184.00	165.25	368.00	330.50			736.00	661.00	1,472.00	1,322.00	3,680.00	3,305.00	7,360.00	6,610.00	5.83%
	July	184.76	166.01	369.52	332.02			739.04	664.04	1,478.08	1,328.08	3,695.20	3,320.20	7,390.40	6,640.40	5.84%
	^A June	187.88	169.13	375.76	338.26			751.52	676.52	1,503.04	1,353.04	3,757.60	3,382.60	7,515.20	6,765.20	5.85%
	^A Jan. thru May	191.53	172.78	383.06	345.56			766.12	691.12	1,532.24	1,382.24	3,830.60	3,455.60	7,661.20	6,911.20	5.89%
1958	^A Dec.	189.34	170.59	378.68	341.18			757.36	682.36	1,514.72	1,364.72	3,786.80	3,411.80	7,573.60	6,823.60	5.87%
	^A Aug. thru Nov.	186.71	167.96	373.42	335.92			746.84	671.84	1,493.68	1,343.68	3,734.20	3,359.20	7,468.40	6,718.40	5.83%
	^A July	186.72	167.97	373.44	335.94			746.88	671.88	1,493.76	1,343.76	3,734.40	3,359.40	7,468.80	6,718.80	5.83%
	^A June	184.53	165.78	369.06	331.56			738.12	663.12	1,476.24	1,326.24	3,690.60	3,315.60	7,381.20	6,631.20	5.80%
	^{A B} Jan. thru May	183.12	164.37	366.24	328.74			732.48	657.48	1,464.96	1,314.96	3,662.40	3,287.40	7,324.80	6,574.80	5.78%
1957 to 1941	Matured Series E Bonds	REDEMPTION VALUES CAN BE FOUND ON THE TABLE AT THE END OF THIS BOOKLET.														

A. BONDS WITH THE FOLLOWING ISSUE DATES HAVE REACHED FINAL MATURITY AND WILL EARN NO ADDITIONAL INTEREST: MAY 1941 THROUGH JUNE 1959 AND DECEMBER 1965 THROUGH JUNE 1969.

B. BONDS WITH THE FOLLOWING ISSUE DATES ARE NOT ELIGIBLE FOR EXCHANGE TO SERIES HH BONDS: MAY 1941 THROUGH MAY 1958 AND DECEMBER 1965 THROUGH MAY 1968.

JUNE 1999

INSIST ON PROPER IDENTIFICATION.

Series E

SERIES E - REDEMPTION VALUES AND INTEREST EARNED AMOUNTS BY DENOMINATION

JULY 1999

ISSUE YEAR	ISSUE MONTHS	\$25		\$50		\$75		\$100		\$200		\$500		\$1,000		YIELD FROM ISSUE
		REDEMP. VALUE	INTEREST EARNED	REDEMP. VALUE	INTEREST EARNED	REDEMP. VALUE	INTEREST EARNED	REDEMP. VALUE	INTEREST EARNED	REDEMP. VALUE	INTEREST EARNED	REDEMP. VALUE	INTEREST EARNED	REDEMP. VALUE	INTEREST EARNED	
1958	A Dec.	189.34	170.59	378.68	341.18			757.36	682.36	1,514.72	1,364.72	3,786.80	3,411.80	7,573.60	6,823.60	5.87%
	A Aug. thru Nov.	186.71	167.96	373.42	335.92			746.84	671.84	1,493.68	1,343.68	3,734.20	3,359.20	7,468.40	6,718.40	5.83%
	A July	186.72	167.97	373.44	335.94			746.88	671.88	1,493.76	1,343.76	3,734.40	3,359.40	7,468.80	6,718.80	5.83%
	A B June	184.53	165.78	369.06	331.56			738.12	663.12	1,476.24	1,326.24	3,690.60	3,315.60	7,381.20	6,631.20	5.80%
	A B Jan. thru May	183.12	164.37	366.24	328.74			732.48	657.48	1,464.96	1,314.96	3,662.40	3,287.40	7,324.80	6,574.80	5.78%
1957 to 1941	Matured Series E Bonds	REDEMPTION VALUES CAN BE FOUND ON THE TABLE AT THE END OF THIS BOOKLET.														

A. BONDS WITH THE FOLLOWING ISSUE DATES HAVE REACHED FINAL MATURITY AND WILL EARN NO ADDITIONAL INTEREST: MAY 1941 THROUGH JULY 1959 AND DECEMBER 1965 THROUGH JULY 1969.

B. BONDS WITH THE FOLLOWING ISSUE DATES ARE NOT ELIGIBLE FOR EXCHANGE TO SERIES HH BONDS: MAY 1941 THROUGH JUNE 1958 AND DECEMBER 1965 THROUGH JUNE 1968.

JULY 1999

INSIST ON PROPER IDENTIFICATION.

Series E

SERIES E - REDEMPTION VALUES AND INTEREST EARNED AMOUNTS BY DENOMINATION

AUGUST 1999

ISSUE YEAR	ISSUE MONTHS	\$25		\$50		\$75		\$100		\$200		\$500		\$1,000		YIELD FROM ISSUE
		REDEMP. VALUE	INTEREST EARNED	REDEMP. VALUE	INTEREST EARNED	REDEMP. VALUE	INTEREST EARNED	REDEMP. VALUE	INTEREST EARNED	REDEMP. VALUE	INTEREST EARNED	REDEMP. VALUE	INTEREST EARNED	REDEMP. VALUE	INTEREST EARNED	
1961	Dec.	183.61	164.86	367.22	329.72			734.44	659.44	1,468.88	1,318.88	3,672.20	3,297.20	7,344.40	6,594.40	6.22%
	Oct. thru Nov.	188.57	169.82	377.14	339.64			754.28	679.28	1,508.56	1,358.56	3,771.40	3,396.40	7,542.80	6,792.80	6.21%
	Sep.	188.59	169.84	377.18	339.68			754.36	679.36	1,508.72	1,358.72	3,771.80	3,396.80	7,543.60	6,793.60	6.21%
	Aug.	186.50	167.75	373.00	335.50			746.00	671.00	1,492.00	1,342.00	3,730.00	3,355.00	7,460.00	6,710.00	6.18%
	June thru July	184.73	165.98	369.46	331.96			738.92	663.92	1,477.84	1,327.84	3,694.60	3,319.60	7,389.20	6,639.20	6.15%
	Apr. thru May	187.87	169.12	375.74	338.24			751.48	676.48	1,502.96	1,352.96	3,757.40	3,382.40	7,514.80	6,764.80	6.12%
	Mar.	187.88	169.13	375.76	338.26			751.52	676.52	1,503.04	1,353.04	3,757.60	3,382.60	7,515.20	6,765.20	6.12%
	Feb.	185.74	166.99	371.48	333.98			742.96	667.96	1,485.92	1,335.92	3,714.80	3,339.80	7,429.60	6,679.60	6.09%
Jan.	183.98	165.23	367.96	330.46			735.92	660.92	1,471.84	1,321.84	3,679.60	3,304.60	7,359.20	6,609.20	6.06%	
1960	Dec.	183.98	165.23	367.96	330.46			735.92	660.92	1,471.84	1,321.84	3,679.60	3,304.60	7,359.20	6,609.20	6.06%
	Oct. thru Nov.	187.28	168.53	374.56	337.06			749.12	674.12	1,498.24	1,348.24	3,745.60	3,370.60	7,491.20	6,741.20	6.03%
	Sep.	187.27	168.52	374.54	337.04			749.08	674.08	1,498.16	1,348.16	3,745.40	3,370.40	7,490.80	6,740.80	6.03%
	Aug.	185.13	166.38	370.26	332.76			740.52	665.52	1,481.04	1,331.04	3,702.60	3,327.60	7,405.20	6,655.20	6.00%
	June thru July	183.38	164.63	366.76	329.26			733.52	658.52	1,467.04	1,317.04	3,667.60	3,292.60	7,335.20	6,585.20	5.97%
	Mar. thru May	186.73	167.98	373.46	335.96			746.92	671.92	1,493.84	1,343.84	3,734.60	3,359.60	7,469.20	6,719.20	5.94%
	Feb.	184.61	165.86	369.22	331.72			738.44	663.44	1,476.88	1,326.88	3,692.20	3,317.20	7,384.40	6,634.40	5.91%
	Jan.	182.85	164.10	365.70	328.20			731.40	656.40	1,462.80	1,312.80	3,657.00	3,282.00	7,314.00	6,564.00	5.89%
1959	Dec.	182.85	164.10	365.70	328.20			731.40	656.40	1,462.80	1,312.80	3,657.00	3,282.00	7,314.00	6,564.00	5.89%
	Oct. thru Nov.	186.08	167.33	372.16	334.66			744.32	669.32	1,488.64	1,338.64	3,721.60	3,346.60	7,443.20	6,693.20	5.86%
	Sep.	186.07	167.32	372.14	334.64			744.28	669.28	1,488.56	1,338.56	3,721.40	3,346.40	7,442.80	6,692.80	5.86%
	A Aug.	186.01	167.26	372.02	334.52			744.04	669.04	1,488.08	1,338.08	3,720.20	3,345.20	7,440.40	6,690.40	5.82%
	A June thru July	187.88	169.13	375.76	338.26			751.52	676.52	1,503.04	1,353.04	3,757.60	3,382.60	7,515.20	6,765.20	5.85%
	A Jan. thru May	191.53	172.78	383.06	345.56			766.12	691.12	1,532.24	1,382.24	3,830.60	3,455.60	7,661.20	6,911.20	5.89%
1958	A Dec.	189.34	170.59	378.68	341.18			757.36	682.36	1,514.72	1,364.72	3,786.80	3,411.80	7,573.60	6,823.60	5.87%
	A Aug. thru Nov.	186.71	167.96	373.42	335.92			746.84	671.84	1,493.68	1,343.68	3,734.20	3,359.20	7,468.40	6,718.40	5.83%
	A B July	186.72	167.97	373.44	335.94			746.88	671.88	1,493.76	1,343.76	3,734.40	3,359.40	7,468.80	6,718.80	5.83%
	A B June	184.53	165.78	369.06	331.56			738.12	663.12	1,476.24	1,326.24	3,690.60	3,315.60	7,381.20	6,631.20	5.80%
	A B Jan. thru May	183.12	164.37	366.24	328.74			732.48	657.48	1,464.96	1,314.96	3,662.40	3,287.40	7,324.80	6,574.80	5.78%
1957 to 1941	Matured Series E Bonds	REDEMPTION VALUES CAN BE FOUND ON THE TABLE AT THE END OF THIS BOOKLET.														

A. BONDS WITH THE FOLLOWING ISSUE DATES HAVE REACHED FINAL MATURITY AND WILL EARN NO ADDITIONAL INTEREST: MAY 1941 THROUGH AUGUST 1959 AND DECEMBER 1965 THROUGH AUGUST 1969.
 B. BONDS WITH THE FOLLOWING ISSUE DATES ARE NOT ELIGIBLE FOR EXCHANGE TO SERIES HH BONDS: MAY 1941 THROUGH JULY 1958 AND DECEMBER 1965 THROUGH JULY 1968.

AUGUST 1999
 INSIST ON PROPER IDENTIFICATION.

SAVINGS NOTES (FREEDOM SHARES)

REDEMPTION VALUES AND INTEREST EARNED AMOUNTS BY DENOMINATION

MARCH 1999

ISSUE YEAR	ISSUE MONTHS	\$25		\$50		\$75		\$100		YIELD FROM ISSUE
		REDEMP. VALUE	INTEREST EARNED	REDEMP. VALUE	INTEREST EARNED	REDEMP. VALUE	INTEREST EARNED	REDEMP. VALUE	INTEREST EARNED	
1970	Oct.	128.14	107.89	256.28	215.78	384.42	323.67	512.56	431.56	6.70%
	June thru Sep.	130.70	110.45	261.40	220.90	392.10	331.35	522.80	441.80	6.65%
	May	130.08	109.83	260.16	219.66	390.24	329.49	520.32	439.32	6.63%
	Apr.	128.82	108.57	257.64	217.14	386.46	325.71	515.28	434.28	6.60%
	Jan. thru Mar.	131.40	111.15	262.80	222.30	394.20	333.45	525.60	444.60	6.55%
1969	Dec.	131.39	111.14	262.78	222.28	394.17	333.42	525.56	444.56	6.55%
	Nov.	130.79	110.54	261.58	221.08	392.37	331.62	523.16	442.16	6.54%
	Oct.	129.54	109.29	259.08	218.58	388.62	327.87	518.16	437.16	6.50%
	June thru Sep.	132.13	111.88	264.26	223.76	396.39	335.64	528.52	447.52	6.46%
	May	131.47	111.22	262.94	222.44	394.41	333.66	525.88	444.88	6.44%
	Apr.	132.62	112.37	265.24	224.74	397.86	337.11	530.48	449.48	6.47%
	Jan. thru Mar.	135.70	115.45	271.40	230.90	407.10	346.35	542.80	461.80	6.44%
1968	A Dec.	135.70	115.45	271.40	230.90	407.10	346.35	542.80	461.80	6.44%
	A Nov.	134.97	114.72	269.94	229.44	404.91	344.16	539.88	458.88	6.42%
	A Sep. thru Oct.	136.18	115.93	272.36	231.86	408.54	347.79	544.72	463.72	6.45%
	A June thru Aug.	145.68	125.43	291.36	250.86	437.04	376.29	582.72	501.72	6.69%
	A May	143.37	123.12	286.74	246.24	430.11	369.36	573.48	492.48	6.63%
	A B Jan. thru Apr.	156.29	136.04	312.58	272.08	468.87	408.12	625.16	544.16	6.93%
1967	A B Dec.	156.28	136.03	312.56	272.06	468.84	408.09	625.12	544.12	6.93%
	A B Nov.	155.52	135.27	311.04	270.54	466.56	405.81	622.08	541.08	6.91%
	A B July thru Oct.	154.05	133.80	308.10	267.60	462.15	401.40	616.20	535.20	6.88%
	A B June	154.04	133.79	308.08	267.58	462.12	401.37	616.16	535.16	6.88%
	A B May	153.33	133.08	306.66	266.16	459.99	399.24	613.32	532.32	6.86%

A. NOTES WITH THESE ISSUE DATES HAVE REACHED FINAL MATURITY AND WILL EARN NO ADDITIONAL INTEREST.

B. NOTES ISSUED FEBRUARY 1968 AND EARLIER ARE NO LONGER ELIGIBLE FOR EXCHANGE TO SERIES HH BONDS.

MARCH 1999

INSIST ON PROPER IDENTIFICATION.

Savings Notes

SAVINGS NOTES (FREEDOM SHARES)

REDEMPTION VALUES AND INTEREST EARNED AMOUNTS BY DENOMINATION

APRIL 1999

ISSUE YEAR	ISSUE MONTHS	\$25		\$50		\$75		\$100		YIELD FROM ISSUE
		REDEMP. VALUE	INTEREST EARNED	REDEMP. VALUE	INTEREST EARNED	REDEMP. VALUE	INTEREST EARNED	REDEMP. VALUE	INTEREST EARNED	
1970	June thru Oct.	130.70	110.45	261.40	220.90	392.10	331.35	522.80	441.80	6.65%
	May	130.08	109.83	260.16	219.66	390.24	329.49	520.32	439.32	6.63%
	Jan. thru Apr.	131.40	111.15	262.80	222.30	394.20	333.45	525.60	444.60	6.55%
1969	Dec.	131.39	111.14	262.78	222.28	394.17	333.42	525.56	444.56	6.55%
	Nov.	130.79	110.54	261.58	221.08	392.37	331.62	523.16	442.16	6.54%
	June thru Oct.	132.13	111.88	264.26	223.76	396.39	335.64	528.52	447.52	6.46%
	May	131.47	111.22	262.94	222.44	394.41	333.66	525.88	444.88	6.44%
	Jan. thru Apr.	135.70	115.45	271.40	230.90	407.10	346.35	542.80	461.80	6.44%
1968	Dec.	135.70	115.45	271.40	230.90	407.10	346.35	542.80	461.80	6.44%
	Nov.	134.97	114.72	269.94	229.44	404.91	344.16	539.88	458.88	6.42%
	Sep. thru Oct.	136.18	115.93	272.36	231.86	408.54	347.79	544.72	463.72	6.45%
	June thru Aug.	145.68	125.43	291.36	250.86	437.04	376.29	582.72	501.72	6.69%
	May	143.37	123.12	286.74	246.24	430.11	369.36	573.48	492.48	6.63%
	Jan. thru Apr.	156.29	136.04	312.58	272.08	468.87	408.12	625.16	544.16	6.93%
1967	Dec.	156.28	136.03	312.56	272.06	468.84	408.09	625.12	544.12	6.93%
	Nov.	155.52	135.27	311.04	270.54	466.56	405.81	622.08	541.08	6.91%
	July thru Oct.	154.05	133.80	308.10	267.60	462.15	401.40	616.20	535.20	6.88%
	June	154.04	133.79	308.08	267.58	462.12	401.37	616.16	535.16	6.88%
	May	153.33	133.08	306.66	266.16	459.99	399.24	613.32	532.32	6.86%

A. NOTES WITH THESE ISSUE DATES HAVE REACHED FINAL MATURITY AND WILL EARN NO ADDITIONAL INTEREST.

B. NOTES ISSUED MARCH 1968 AND EARLIER ARE NO LONGER ELIGIBLE FOR EXCHANGE TO SERIES HH BONDS.

APRIL 1999

INSIST ON PROPER IDENTIFICATION.

Savings Notes

SAVINGS NOTES (FREEDOM SHARES)

REDEMPTION VALUES AND INTEREST EARNED AMOUNTS BY DENOMINATION

MAY 1999

ISSUE YEAR	ISSUE MONTHS	\$25		\$50		\$75		\$100		YIELD FROM ISSUE
		REDEMP. VALUE	INTEREST EARNED	REDEMP. VALUE	INTEREST EARNED	REDEMP. VALUE	INTEREST EARNED	REDEMP. VALUE	INTEREST EARNED	
1970	June thru Oct.	130.70	110.45	261.40	220.90	392.10	331.35	522.80	441.80	6.65%
	May	132.68	112.43	265.36	224.86	398.04	337.29	530.72	449.72	6.59%
	Jan. thru Apr.	131.40	111.15	262.80	222.30	394.20	333.45	525.60	444.60	6.55%
1969	Dec.	131.39	111.14	262.78	222.28	394.17	333.42	525.56	444.56	6.55%
	Nov.	133.41	113.16	266.82	226.32	400.23	339.48	533.64	452.64	6.49%
	June thru Oct.	132.13	111.88	264.26	223.76	396.39	335.64	528.52	447.52	6.46%
	A May	134.37	114.12	268.74	228.24	403.11	342.36	537.48	456.48	6.41%
	A Jan. thru Apr.	135.70	115.45	271.40	230.90	407.10	346.35	542.80	461.80	6.44%
1968	A Dec.	135.70	115.45	271.40	230.90	407.10	346.35	542.80	461.80	6.44%
	A Nov.	134.97	114.72	269.94	229.44	404.91	344.16	539.88	458.88	6.42%
	A Sep. thru Oct.	136.18	115.93	272.36	231.86	408.54	347.79	544.72	463.72	6.45%
	A June thru Aug.	145.68	125.43	291.36	250.86	437.04	376.29	582.72	501.72	6.69%
	A May	143.37	123.12	286.74	246.24	430.11	369.36	573.48	492.48	6.63%
	A B Jan. thru Apr.	156.29	136.04	312.58	272.08	468.87	408.12	625.16	544.16	6.93%
1967	A B Dec.	156.28	136.03	312.56	272.06	468.84	408.09	625.12	544.12	6.93%
	A B Nov.	155.52	135.27	311.04	270.54	466.56	405.81	622.08	541.08	6.91%
	A B July thru Oct.	154.05	133.80	308.10	267.60	462.15	401.40	616.20	535.20	6.88%
	A B June	154.04	133.79	308.08	267.58	462.12	401.37	616.16	535.16	6.88%
	A B May	153.33	133.08	306.66	266.16	459.99	399.24	613.32	532.32	6.86%

A. NOTES WITH THESE ISSUE DATES HAVE REACHED FINAL MATURITY AND WILL EARN NO ADDITIONAL INTEREST.

B. NOTES WITH THESE ISSUE DATES ARE NO LONGER ELIGIBLE FOR EXCHANGE TO SERIES HH BONDS.

MAY 1999

INSIST ON PROPER IDENTIFICATION.

Savings Notes

SAVINGS NOTES (FREEDOM SHARES)

REDEMPTION VALUES AND INTEREST EARNED AMOUNTS BY DENOMINATION

JUNE 1999

ISSUE YEAR	ISSUE MONTHS	\$25		\$50		\$75		\$100		YIELD FROM ISSUE
		REDEMP. VALUE	INTEREST EARNED	REDEMP. VALUE	INTEREST EARNED	REDEMP. VALUE	INTEREST EARNED	REDEMP. VALUE	INTEREST EARNED	
1970	July thru Oct.	130.70	110.45	261.40	220.90	392.10	331.35	522.80	441.80	6.65%
	June	133.31	113.06	266.62	226.12	399.93	339.18	533.24	452.24	6.61%
	May	132.68	112.43	265.36	224.86	398.04	337.29	530.72	449.72	6.59%
	Jan. thru Apr.	131.40	111.15	262.80	222.30	394.20	333.45	525.60	444.60	6.55%
1969	Dec.	134.02	113.77	268.04	227.54	402.06	341.31	536.08	455.08	6.51%
	Nov.	133.41	113.16	266.82	226.32	400.23	339.48	533.64	452.64	6.49%
	July thru Oct.	132.13	111.88	264.26	223.76	396.39	335.64	528.52	447.52	6.46%
	A June	135.00	114.75	270.00	229.50	405.00	344.25	540.00	459.00	6.42%
	A May	134.37	114.12	268.74	228.24	403.11	342.36	537.48	456.48	6.41%
	A Jan. thru Apr.	135.70	115.45	271.40	230.90	407.10	346.35	542.80	461.80	6.44%
1968	A Dec.	135.70	115.45	271.40	230.90	407.10	346.35	542.80	461.80	6.44%
	A Nov.	134.97	114.72	269.94	229.44	404.91	344.16	539.88	458.88	6.42%
	A Sep. thru Oct.	136.18	115.93	272.36	231.86	408.54	347.79	544.72	463.72	6.45%
	A June thru Aug.	145.68	125.43	291.36	250.86	437.04	376.29	582.72	501.72	6.69%
	A B May	143.37	123.12	286.74	246.24	430.11	369.36	573.48	492.48	6.63%
	A B Jan. thru Apr.	156.29	136.04	312.58	272.08	468.87	408.12	625.16	544.16	6.93%
1967	A B Dec.	156.28	136.03	312.56	272.06	468.84	408.09	625.12	544.12	6.93%
	A B Nov.	155.52	135.27	311.04	270.54	466.56	405.81	622.08	541.08	6.91%
	A B July thru Oct.	154.05	133.80	308.10	267.60	462.15	401.40	616.20	535.20	6.88%
	A B June	154.04	133.79	308.08	267.58	462.12	401.37	616.16	535.16	6.88%
	A B May	153.33	133.08	306.66	266.16	459.99	399.24	613.32	532.32	6.86%

A. NOTES WITH THESE ISSUE DATES HAVE REACHED FINAL MATURITY AND WILL EARN NO ADDITIONAL INTEREST.

B. NOTES WITH THESE ISSUE DATES ARE NO LONGER ELIGIBLE FOR EXCHANGE TO SERIES HH BONDS.

JUNE 1999

INSIST ON PROPER IDENTIFICATION.

Savings Notes

SAVINGS NOTES (FREEDOM SHARES)

REDEMPTION VALUES AND INTEREST EARNED AMOUNTS BY DENOMINATION

JULY 1999

ISSUE YEAR	ISSUE MONTHS	\$25		\$50		\$75		\$100		YIELD FROM ISSUE
		REDEMP. VALUE	INTEREST EARNED	REDEMP. VALUE	INTEREST EARNED	REDEMP. VALUE	INTEREST EARNED	REDEMP. VALUE	INTEREST EARNED	
1970	Aug. thru Oct.	130.70	110.45	261.40	220.90	392.10	331.35	522.80	441.80	6.65%
	June thru July	133.31	113.06	266.62	226.12	399.93	339.18	533.24	452.24	6.61%
	May	132.68	112.43	265.36	224.86	398.04	337.29	530.72	449.72	6.59%
	Feb. thru Apr.	131.40	111.15	262.80	222.30	394.20	333.45	525.60	444.60	6.55%
	Jan.	134.03	113.78	268.06	227.56	402.09	341.34	536.12	455.12	6.51%
1969	Dec.	134.02	113.77	268.04	227.54	402.06	341.31	536.08	455.08	6.51%
	Nov.	133.41	113.16	266.82	226.32	400.23	339.48	533.64	452.64	6.49%
	Aug. thru Oct.	132.13	111.88	264.26	223.76	396.39	335.64	528.52	447.52	6.46%
	A June thru July	135.00	114.75	270.00	229.50	405.00	344.25	540.00	459.00	6.42%
	A May	134.37	114.12	268.74	228.24	403.11	342.36	537.48	456.48	6.41%
	A Jan. thru Apr.	135.70	115.45	271.40	230.90	407.10	346.35	542.80	461.80	6.44%
1968	A Dec.	135.70	115.45	271.40	230.90	407.10	346.35	542.80	461.80	6.44%
	A Nov.	134.97	114.72	269.94	229.44	404.91	344.16	539.88	458.88	6.42%
	A Sep. thru Oct.	136.18	115.93	272.36	231.86	408.54	347.79	544.72	463.72	6.45%
	A B June thru Aug.	145.68	125.43	291.36	250.86	437.04	376.29	582.72	501.72	6.69%
	A B May	143.37	123.12	286.74	246.24	430.11	369.36	573.48	492.48	6.63%
	A B Jan. thru Apr.	156.29	136.04	312.58	272.08	468.87	408.12	625.16	544.16	6.93%
1967	A B Dec.	156.28	136.03	312.56	272.06	468.84	408.09	625.12	544.12	6.93%
	A B Nov.	155.52	135.27	311.04	270.54	466.56	405.81	622.08	541.08	6.91%
	A B July thru Oct.	154.05	133.80	308.10	267.60	462.15	401.40	616.20	535.20	6.88%
	A B June	154.04	133.79	308.08	267.58	462.12	401.37	616.16	535.16	6.88%
	A B May	153.33	133.08	306.66	266.16	459.99	399.24	613.32	532.32	6.86%

A. NOTES WITH THESE ISSUE DATES HAVE REACHED FINAL MATURITY AND WILL EARN NO ADDITIONAL INTEREST.

B. NOTES ISSUED JUNE 1968 AND EARLIER ARE NO LONGER ELIGIBLE FOR EXCHANGE TO SERIES HH BONDS.

JULY 1999

INSIST ON PROPER IDENTIFICATION.

Savings Notes

SAVINGS NOTES (FREEDOM SHARES)

REDEMPTION VALUES AND INTEREST EARNED AMOUNTS BY DENOMINATION

AUGUST 1999

ISSUE YEAR	ISSUE MONTHS	\$25		\$50		\$75		\$100		YIELD FROM ISSUE
		REDEMP. VALUE	INTEREST EARNED	REDEMP. VALUE	INTEREST EARNED	REDEMP. VALUE	INTEREST EARNED	REDEMP. VALUE	INTEREST EARNED	
1970	Sep. thru Oct.	130.70	110.45	261.40	220.90	392.10	331.35	522.80	441.80	6.65%
	June thru Aug.	133.31	113.06	266.62	226.12	399.93	339.18	533.24	452.24	6.61%
	May	132.68	112.43	265.36	224.86	398.04	337.29	530.72	449.72	6.59%
	Mar. thru Apr.	131.40	111.15	262.80	222.30	394.20	333.45	525.60	444.60	6.55%
	Jan. thru Feb.	134.03	113.78	268.06	227.56	402.09	341.34	536.12	455.12	6.51%
1969	Dec.	134.02	113.77	268.04	227.54	402.06	341.31	536.08	455.08	6.51%
	Nov.	133.41	113.16	266.82	226.32	400.23	339.48	533.64	452.64	6.49%
	Sep. thru Oct.	132.13	111.88	264.26	223.76	396.39	335.64	528.52	447.52	6.46%
	A June thru Aug.	135.00	114.75	270.00	229.50	405.00	344.25	540.00	459.00	6.42%
	A May	134.37	114.12	268.74	228.24	403.11	342.36	537.48	456.48	6.41%
	A Jan. thru Apr.	135.70	115.45	271.40	230.90	407.10	346.35	542.80	461.80	6.44%
1968	A Dec.	135.70	115.45	271.40	230.90	407.10	346.35	542.80	461.80	6.44%
	A Nov.	134.97	114.72	269.94	229.44	404.91	344.16	539.88	458.88	6.42%
	A Sep. thru Oct.	136.18	115.93	272.36	231.86	408.54	347.79	544.72	463.72	6.45%
	A B June thru Aug.	145.68	125.43	291.36	250.86	437.04	376.29	582.72	501.72	6.69%
	A B May	143.37	123.12	286.74	246.24	430.11	369.36	573.48	492.48	6.63%
	A B Jan. thru Apr.	156.29	136.04	312.58	272.08	468.87	408.12	625.16	544.16	6.93%
1967	A B Dec.	156.28	136.03	312.56	272.06	468.84	408.09	625.12	544.12	6.93%
	A B Nov.	155.52	135.27	311.04	270.54	466.56	405.81	622.08	541.08	6.91%
	A B July thru Oct.	154.05	133.80	308.10	267.60	462.15	401.40	616.20	535.20	6.88%
	A B June	154.04	133.79	308.08	267.58	462.12	401.37	616.16	535.16	6.88%
	A B May	153.33	133.08	306.66	266.16	459.99	399.24	613.32	532.32	6.86%

A. NOTES WITH THESE ISSUE DATES HAVE REACHED FINAL MATURITY AND WILL EARN NO ADDITIONAL INTEREST.

B. NOTES ISSUED JULY 1968 AND EARLIER ARE NO LONGER ELIGIBLE FOR EXCHANGE TO SERIES HH BONDS.

AUGUST 1999

INSIST ON PROPER IDENTIFICATION.

Savings Notes

Using this file

How to use bookmarks

The thin window on the left side of this file has bookmarks. Here's what they do.

Browse Menu - Activates a menu for browsing each series by month.

>> Next Page - Moves to the next page of values.

<< Prev. Page - Moves to the previous page of values.

Print - Pops up a print box that gives you print choices. From here you can choose pages to print as a Print Range.

All - prints the entire file.

Current page - prints only the page you're viewing.

Pages (From: xx To: xx) - prints a group of pages. You define the group.

From: xx - defines the first page you want to print.

To: xx - defines the last page you want to print.

When you use Pages (From: xx To: xx), you will print every page between the page number you put in the "From:" box and the page number you put in the "To:" box.

Tip: You can use the **Browse Menu** to determine which pages you want to print. Each series month tells you the pages to print "From:" and "To:"

Click 'OK' when you're ready to print.

Zoom - Pops up a box that lets you change the page magnification.

If you want the contents to appear **larger**, select a **higher** magnification.

If you want the contents to appear **smaller**, select a **lower** magnification.

Each page in this file is initially set to show you the whole page.

Each "zoom" change will change the view for all other pages.

Click 'OK' when you're ready to accept a zoom change.

Help - Displays this page.

Exit - Exits the file.

Browsing this file


Browse Menu - Use this menu to move to the first page of a month for each series.


Click on a month to move to the first page of values for that month and series.


>> Next Page/<< Prev. Page - Use these bookmarks to move to other pages.

Interest earned

Shading in the "Interest Earned" columns tells you a little about your bond's interest earnings. Use the following codes as your guide.

 Bond is currently earning interest.

 Bond is currently earning interest that is eligible for a special tax exemption. The exemption applies to bonds purchased since January 1990. Visit our website to read more about [exemption qualifications](#).

 Bond has **stopped earning interest**. Bond has reached its final maturity.