

BROWSE MENU

Click on a month link to see bond values during that month.

Series EE

[March 2000](#) (From: 2 To: 5)
[April 2000](#) (From: 6 To: 8)
[May 2000](#) (From: 9 To: 12)
[June 2000](#) (From: 13 To: 16)
[July 2000](#) (From: 17 To: 20)
[August 2000](#) (From: 21 To: 24)

Series I

[March 2000](#) (From: 25 To: 25)
[April 2000](#) (From: 26 To: 26)
[May 2000](#) (From: 27 To: 27)
[June 2000](#) (From: 28 To: 28)
[July 2000](#) (From: 29 To: 29)
[August 2000](#) (From: 30 To: 30)

Series E

[March 2000](#) (From: 31 To: 35)
[April 2000](#) (From: 36 To: 40)
[May 2000](#) (From: 41 To: 45)
[June 2000](#) (From: 46 To: 50)
[July 2000](#) (From: 51 To: 55)
[August 2000](#) (From: 56 To: 60)

Savings Notes

[March 2000](#) (From: 64 To: 64)
[April 2000](#) (From: 65 To: 65)
[May 2000](#) (From: 66 To: 66)
[June 2000](#) (From: 67 To: 67)
[July 2000](#) (From: 68 To: 68)
[August 2000](#) (From: 69 To: 69)

Series E (matured)

[Mar 2000 To: Aug 2000](#) (From: 61 To: 63)

SERIES EE - REDEMPTION VALUES AND INTEREST EARNED AMOUNTS BY DENOMINATION

MARCH 2000

ISSUE YEAR	ISSUE MONTHS	\$50		\$75		\$100		\$200		\$500		\$1,000		\$5,000		\$10,000		YIELD FROM ISSUE
		REDEMP. VALUE	INTEREST EARNED	REDEMP. VALUE	INTEREST EARNED	REDEMP. VALUE	INTEREST EARNED	REDEMP. VALUE	INTEREST EARNED	REDEMP. VALUE	INTEREST EARNED	REDEMP. VALUE	INTEREST EARNED	REDEMP. VALUE	INTEREST EARNED	REDEMP. VALUE	INTEREST EARNED	
2000	Jan. thru Mar.	Not eligible for payment																
1999	Oct. thru Dec.	Not eligible for payment																
	Sep.	25.26	0.26	37.89	0.39	50.52	0.52	101.04	1.04	252.60	2.60	505.20	5.20	2,526.00	26.00	5,052.00	52.00	2.08%
	Aug.	25.36	0.36	38.04	0.54	50.72	0.72	101.44	1.44	253.60	3.60	507.20	7.20	2,536.00	36.00	5,072.00	72.00	2.47%
	July	25.44	0.44	38.16	0.66	50.88	0.88	101.76	1.76	254.40	4.40	508.80	8.80	2,544.00	44.00	5,088.00	88.00	2.63%
	June	25.54	0.54	38.31	0.81	51.08	1.08	102.16	2.16	255.40	5.40	510.80	10.80	2,554.00	54.00	5,108.00	108.00	2.87%
	May	25.64	0.64	38.46	0.96	51.28	1.28	102.56	2.56	256.40	6.40	512.80	12.80	2,564.00	64.00	5,128.00	128.00	3.06%
	Apr.	25.76	0.76	38.64	1.14	51.52	1.52	103.04	3.04	257.60	7.60	515.20	15.20	2,576.00	76.00	5,152.00	152.00	3.29%
	Mar.	25.86	0.86	38.79	1.29	51.72	1.72	103.44	3.44	258.60	8.60	517.20	17.20	2,586.00	86.00	5,172.00	172.00	3.41%
	Feb.	25.94	0.94	38.91	1.41	51.88	1.88	103.76	3.76	259.40	9.40	518.80	18.80	2,594.00	94.00	5,188.00	188.00	3.44%
	Jan.	26.04	1.04	39.06	1.56	52.08	2.08	104.16	4.16	260.40	10.40	520.80	20.80	2,604.00	104.00	5,208.00	208.00	3.52%
1998	Dec.	26.14	1.14	39.21	1.71	52.28	2.28	104.56	4.56	261.40	11.40	522.80	22.80	2,614.00	114.00	5,228.00	228.00	3.60%
	Nov.	26.26	1.26	39.39	1.89	52.52	2.52	105.04	5.04	262.60	12.60	525.20	25.20	2,626.00	126.00	5,252.00	252.00	3.72%
	Oct.	26.40	1.40	39.60	2.10	52.80	2.80	105.60	5.60	264.00	14.00	528.00	28.00	2,640.00	140.00	5,280.00	280.00	3.88%
	Sep.	26.50	1.50	39.75	2.25	53.00	3.00	106.00	6.00	265.00	15.00	530.00	30.00	2,650.00	150.00	5,300.00	300.00	3.92%
	Aug.	26.60	1.60	39.90	2.40	53.20	3.20	106.40	6.40	266.00	16.00	532.00	32.00	2,660.00	160.00	5,320.00	320.00	3.96%
	July	26.70	1.70	40.05	2.55	53.40	3.40	106.80	6.80	267.00	17.00	534.00	34.00	2,670.00	170.00	5,340.00	340.00	3.99%
	June	26.78	1.78	40.17	2.67	53.56	3.56	107.12	7.12	267.80	17.80	535.60	35.60	2,678.00	178.00	5,356.00	356.00	3.97%
	May	26.90	1.90	40.35	2.85	53.80	3.80	107.60	7.60	269.00	19.00	538.00	38.00	2,690.00	190.00	5,380.00	380.00	4.04%
	Apr.	27.16	2.16	40.74	3.24	54.32	4.32	108.64	8.64	271.60	21.60	543.20	43.20	2,716.00	216.00	5,432.00	432.00	4.37%
	Mar.	27.24	2.24	40.86	3.36	54.48	4.48	108.96	8.96	272.40	22.40	544.80	44.80	2,724.00	224.00	5,448.00	448.00	4.34%
	Feb.	27.34	2.34	41.01	3.51	54.68	4.68	109.36	9.36	273.40	23.40	546.80	46.80	2,734.00	234.00	5,468.00	468.00	4.34%
	Jan.	27.44	2.44	41.16	3.66	54.88	4.88	109.76	9.76	274.40	24.40	548.80	48.80	2,744.00	244.00	5,488.00	488.00	4.34%
1997	Dec.	27.54	2.54	41.31	3.81	55.08	5.08	110.16	10.16	275.40	25.40	550.80	50.80	2,754.00	254.00	5,508.00	508.00	4.35%
	Nov.	27.66	2.66	41.49	3.99	55.32	5.32	110.64	10.64	276.60	26.60	553.20	53.20	2,766.00	266.00	5,532.00	532.00	4.38%
	Oct.	27.92	2.92	41.88	4.38	55.84	5.84	111.68	11.68	279.20	29.20	558.40	58.40	2,792.00	292.00	5,584.00	584.00	4.62%
	Sep.	28.02	3.02	42.03	4.53	56.04	6.04	112.08	12.08	280.20	30.20	560.40	60.40	2,802.00	302.00	5,604.00	604.00	4.61%
	Aug.	28.12	3.12	42.18	4.68	56.24	6.24	112.48	12.48	281.20	31.20	562.40	62.40	2,812.00	312.00	5,624.00	624.00	4.60%
	July	28.22	3.22	42.33	4.83	56.44	6.44	112.88	12.88	282.20	32.20	564.40	64.40	2,822.00	322.00	5,644.00	644.00	4.60%
	June	28.32	3.32	42.48	4.98	56.64	6.64	113.28	13.28	283.20	33.20	566.40	66.40	2,832.00	332.00	5,664.00	664.00	4.59%
	May	28.44	3.44	42.66	5.16	56.88	6.88	113.76	13.76	284.40	34.40	568.80	68.80	2,844.00	344.00	5,688.00	688.00	4.60%
	Apr.	27.92	2.92	41.88	4.38	55.84	5.84	111.68	11.68	279.20	29.20	558.40	58.40	2,792.00	292.00	5,584.00	584.00	4.47%
	Jan. thru Mar.	28.46	3.46	42.69	5.19	56.92	6.92	113.84	13.84	284.60	34.60	569.20	69.20	2,846.00	346.00	5,692.00	692.00	4.37%

MARCH 2000

INSIST ON PROPER IDENTIFICATION.

Series EE

SERIES EE - REDEMPTION VALUES AND INTEREST EARNED AMOUNTS BY DENOMINATION

MARCH 2000

ISSUE YEAR	ISSUE MONTHS	\$50		\$75		\$100		\$200		\$500		\$1,000		\$5,000		\$10,000		YIELD FROM ISSUE
		REDEMP. VALUE	INTEREST EARNED	REDEMP. VALUE	INTEREST EARNED	REDEMP. VALUE	INTEREST EARNED	REDEMP. VALUE	INTEREST EARNED	REDEMP. VALUE	INTEREST EARNED	REDEMP. VALUE	INTEREST EARNED	REDEMP. VALUE	INTEREST EARNED	REDEMP. VALUE	INTEREST EARNED	
1996	Nov. thru Dec.	28.46	3.46	42.69	5.19	56.92	6.92	113.84	13.84	284.60	34.60	569.20	69.20	2,846.00	346.00	5,692.00	692.00	4.37%
	Oct.	28.50	3.50	42.75	5.25	57.00	7.00	114.00	14.00	285.00	35.00	570.00	70.00	2,850.00	350.00	5,700.00	700.00	4.42%
	May thru Sep.	29.06	4.06	43.59	6.09	58.12	8.12	116.24	16.24	290.60	40.60	581.20	81.20	2,906.00	406.00	5,812.00	812.00	4.35%
	Apr.	29.20	4.20	43.80	6.30	58.40	8.40	116.80	16.80	292.00	42.00	584.00	84.00	2,920.00	420.00	5,840.00	840.00	4.49%
	Jan. thru Mar.	29.78	4.78	44.67	7.17	59.56	9.56	119.12	19.12	297.80	47.80	595.60	95.60	2,978.00	478.00	5,956.00	956.00	4.42%
1995	Nov. thru Dec.	29.78	4.78	44.67	7.17	59.56	9.56	119.12	19.12	297.80	47.80	595.60	95.60	2,978.00	478.00	5,956.00	956.00	4.42%
	Oct.	29.96	4.96	44.94	7.44	59.92	9.92	119.84	19.84	299.60	49.60	599.20	99.20	2,996.00	496.00	5,992.00	992.00	4.58%
	May thru Sep.	30.54	5.54	45.81	8.31	61.08	11.08	122.16	22.16	305.40	55.40	610.80	110.80	3,054.00	554.00	6,108.00	1,108.00	4.50%
	Apr.	30.38	5.38	45.57	8.07	60.76	10.76	121.52	21.52	303.80	53.80	607.60	107.60	3,038.00	538.00	6,076.00	1,076.00	4.00%
	Jan. thru Mar.	32.26	7.26	48.39	10.89	64.52	14.52	129.04	29.04	322.60	72.60	645.20	145.20	3,226.00	726.00	6,452.00	1,452.00	5.16%
1994	Nov. thru Dec.	32.26	7.26	48.39	10.89	64.52	14.52	129.04	29.04	322.60	72.60	645.20	145.20	3,226.00	726.00	6,452.00	1,452.00	5.16%
	Oct.	32.36	7.36	48.54	11.04	64.72	14.72	129.44	29.44	323.60	73.60	647.20	147.20	3,236.00	736.00	6,472.00	1,472.00	5.23%
	May thru Sep.	33.02	8.02	49.53	12.03	66.04	16.04	132.08	32.08	330.20	80.20	660.40	160.40	3,302.00	802.00	6,604.00	1,604.00	5.12%
	Apr.	33.04	8.04	49.56	12.06	66.08	16.08	132.16	32.16	330.40	80.40	660.80	160.80	3,304.00	804.00	6,608.00	1,608.00	5.13%
	Jan. thru Mar.	33.74	8.74	50.61	13.11	67.48	17.48	134.96	34.96	337.40	87.40	674.80	174.80	3,374.00	874.00	6,748.00	1,748.00	5.06%
1993	Nov. thru Dec.	33.74	8.74	50.61	13.11	67.48	17.48	134.96	34.96	337.40	87.40	674.80	174.80	3,374.00	874.00	6,748.00	1,748.00	5.06%
	Oct.	33.82	8.82	50.73	13.23	67.64	17.64	135.28	35.28	338.20	88.20	676.40	176.40	3,382.00	882.00	6,764.00	1,764.00	5.10%
	May thru Sep.	34.54	9.54	51.81	14.31	69.08	19.08	138.16	38.16	345.40	95.40	690.80	190.80	3,454.00	954.00	6,908.00	1,908.00	5.04%
	Apr.	34.70	9.70	52.05	14.55	69.40	19.40	138.80	38.80	347.00	97.00	694.00	194.00	3,470.00	970.00	6,940.00	1,940.00	5.11%
	Mar.	35.40	10.40	53.10	15.60	70.80	20.80	141.60	41.60	354.00	104.00	708.00	208.00	3,540.00	1,040.00	7,080.00	2,080.00	5.03%
	Jan. thru Feb.	37.82	12.82	56.73	19.23	75.64	25.64	151.28	51.28	378.20	128.20	756.40	256.40	3,782.00	1,282.00	7,564.00	2,564.00	6.00%
1992	Oct. thru Dec.	37.82	12.82	56.73	19.23	75.64	25.64	151.28	51.28	378.20	128.20	756.40	256.40	3,782.00	1,282.00	7,564.00	2,564.00	6.00%
	Apr. thru Sep.	38.96	13.96	58.44	20.94	77.92	27.92	155.84	55.84	389.60	139.60	779.20	279.20	3,896.00	1,396.00	7,792.00	2,792.00	6.00%
	Jan. thru Mar.	40.12	15.12	60.18	22.68	80.24	30.24	160.48	60.48	401.20	151.20	802.40	302.40	4,012.00	1,512.00	8,024.00	3,024.00	6.00%
1991	Oct. thru Dec.	40.12	15.12	60.18	22.68	80.24	30.24	160.48	60.48	401.20	151.20	802.40	302.40	4,012.00	1,512.00	8,024.00	3,024.00	6.00%
	Apr. thru Sep.	41.34	16.34	62.01	24.51	82.68	32.68	165.36	65.36	413.40	163.40	826.80	326.80	4,134.00	1,634.00	8,268.00	3,268.00	6.01%
	Jan. thru Mar.	42.58	17.58	63.87	26.37	85.16	35.16	170.32	70.32	425.80	175.80	851.60	351.60	4,258.00	1,758.00	8,516.00	3,516.00	6.01%
1990	Oct. thru Dec.	42.58	17.58	63.87	26.37	85.16	35.16	170.32	70.32	425.80	175.80	851.60	351.60	4,258.00	1,758.00	8,516.00	3,516.00	6.01%
	Apr. thru Sep.	43.84	18.84	65.76	28.26	87.68	37.68	175.36	75.36	438.40	188.40	876.80	376.80	4,384.00	1,884.00	8,768.00	3,768.00	6.00%
	Jan. thru Mar.	45.16	20.16	67.74	30.24	90.32	40.32	180.64	80.64	451.60	201.60	903.20	403.20	4,516.00	2,016.00	9,032.00	4,032.00	6.00%
PROCEEDS FROM SERIES EE SAVINGS BONDS WITH ISSUE DATES BEGINNING JANUARY 1990 MAY BE ELIGIBLE FOR SPECIAL TAX EXEMPTION WHEN USED FOR POST SECONDARY EDUCATION - SEE BACK COVER																		

MARCH 2000

INSIST ON PROPER IDENTIFICATION.

Series EE

SERIES EE - REDEMPTION VALUES AND INTEREST EARNED AMOUNTS BY DENOMINATION

MARCH 2000

ISSUE YEAR	ISSUE MONTHS	\$50		\$75		\$100		\$200		\$500		\$1,000		\$5,000		\$10,000		YIELD FROM ISSUE
		REDEMP. VALUE	INTEREST EARNED	REDEMP. VALUE	INTEREST EARNED	REDEMP. VALUE	INTEREST EARNED	REDEMP. VALUE	INTEREST EARNED	REDEMP. VALUE	INTEREST EARNED	REDEMP. VALUE	INTEREST EARNED	REDEMP. VALUE	INTEREST EARNED	REDEMP. VALUE	INTEREST EARNED	
1989	Oct. thru Dec.	45.16	20.16	67.74	30.24	90.32	40.32	180.64	80.64	451.60	201.60	903.20	403.20	4,516.00	2,016.00	9,032.00	4,032.00	6.00%
	Apr. thru Sep.	46.52	21.52	69.78	32.28	93.04	43.04	186.08	86.08	465.20	215.20	930.40	430.40	4,652.00	2,152.00	9,304.00	4,304.00	6.00%
	Jan. thru Mar.	47.92	22.92	71.88	34.38	95.84	45.84	191.68	91.68	479.20	229.20	958.40	458.40	4,792.00	2,292.00	9,584.00	4,584.00	6.00%
1988	Oct. thru Dec.	47.92	22.92	71.88	34.38	95.84	45.84	191.68	91.68	479.20	229.20	958.40	458.40	4,792.00	2,292.00	9,584.00	4,584.00	6.00%
	Apr. thru Sep.	49.34	24.34	74.01	36.51	98.68	48.68	197.36	97.36	493.40	243.40	986.80	486.80	4,934.00	2,434.00	9,868.00	4,868.00	6.00%
	Jan. thru Mar.	50.82	25.82	76.23	38.73	101.64	51.64	203.28	103.28	508.20	258.20	1,016.40	516.40	5,082.00	2,582.00	10,164.00	5,164.00	6.00%
1987	Oct. thru Dec.	50.82	25.82	76.23	38.73	101.64	51.64	203.28	103.28	508.20	258.20	1,016.40	516.40	5,082.00	2,582.00	10,164.00	5,164.00	6.00%
	Apr. thru Sep.	51.84	26.84	77.76	40.26	103.68	53.68	207.36	107.36	518.40	268.40	1,036.80	536.80	5,184.00	2,684.00	10,368.00	5,368.00	5.92%
	Jan. thru Mar.	52.88	27.88	79.32	41.82	105.76	55.76	211.52	111.52	528.80	278.80	1,057.60	557.60	5,288.00	2,788.00	10,576.00	5,576.00	5.85%
1986	Nov. thru Dec.	52.88	27.88	79.32	41.82	105.76	55.76	211.52	111.52	528.80	278.80	1,057.60	557.60	5,288.00	2,788.00	10,576.00	5,576.00	5.85%
	Oct.	58.82	33.82	88.23	50.73	117.64	67.64	235.28	135.28	588.20	338.20	1,176.40	676.40	5,882.00	3,382.00	11,764.00	6,764.00	6.69%
	Apr. thru Sep.	60.00	35.00	90.00	52.50	120.00	70.00	240.00	140.00	600.00	350.00	1,200.00	700.00	6,000.00	3,500.00	12,000.00	7,000.00	6.59%
	Jan. thru Mar.	61.20	36.20	91.80	54.30	122.40	72.40	244.80	144.80	612.00	362.00	1,224.00	724.00	6,120.00	3,620.00	12,240.00	7,240.00	6.50%
1985	Oct. thru Dec.	61.20	36.20	91.80	54.30	122.40	72.40	244.80	144.80	612.00	362.00	1,224.00	724.00	6,120.00	3,620.00	12,240.00	7,240.00	6.50%
	Apr. thru Sep.	62.42	37.42	93.63	56.13	124.84	74.84	249.68	149.68	624.20	374.20	1,248.40	748.40	6,242.00	3,742.00	12,484.00	7,484.00	6.41%
	Jan. thru Mar.	63.66	38.66	95.49	57.99	127.32	77.32	254.64	154.64	636.60	386.60	1,273.20	773.20	6,366.00	3,866.00	12,732.00	7,732.00	6.33%
1984	Nov. thru Dec.	63.66	38.66	95.49	57.99	127.32	77.32	254.64	154.64	636.60	386.60	1,273.20	773.20	6,366.00	3,866.00	12,732.00	7,732.00	6.33%
	Oct.	64.60	39.60	96.90	59.40	129.20	79.20	258.40	158.40	646.00	396.00	1,292.00	792.00	6,460.00	3,960.00	12,920.00	7,920.00	6.43%
	May thru Sep.	65.88	40.88	98.82	61.32	131.76	81.76	263.52	163.52	658.80	408.80	1,317.60	817.60	6,588.00	4,088.00	13,176.00	8,176.00	6.35%
	Apr.	67.70	42.70	101.55	64.05	135.40	85.40	270.80	170.80	677.00	427.00	1,354.00	854.00	6,770.00	4,270.00	13,540.00	8,540.00	6.53%
	Jan. thru Mar.	69.04	44.04	103.56	66.06	138.08	88.08	276.16	176.16	690.40	440.40	1,380.80	880.80	6,904.00	4,404.00	13,808.00	8,808.00	6.45%
1983	Nov. thru Dec.	69.04	44.04	103.56	66.06	138.08	88.08	276.16	176.16	690.40	440.40	1,380.80	880.80	6,904.00	4,404.00	13,808.00	8,808.00	6.45%
	Oct.	70.56	45.56	105.84	68.34	141.12	91.12	282.24	182.24	705.60	455.60	1,411.20	911.20	7,056.00	4,556.00	14,112.00	9,112.00	6.59%
	May thru Sep.	72.08	47.08	108.12	70.62	144.16	94.16	288.32	188.32	720.80	470.80	1,441.60	941.60	7,208.00	4,708.00	14,416.00	9,416.00	6.52%
	Apr.	74.52	49.52	111.78	74.28	149.04	99.04	298.08	198.08	745.20	495.20	1,490.40	990.40	7,452.00	4,952.00	14,904.00	9,904.00	6.73%
	Mar.	76.02	51.02	114.03	76.53	152.04	102.04	304.08	204.08	760.20	510.20	1,520.40	1,020.40	7,602.00	5,102.00	15,204.00	10,204.00	6.65%
	Jan. thru Feb.	79.00	54.00	118.50	81.00	158.00	108.00	316.00	216.00	790.00	540.00	1,580.00	1,080.00	7,900.00	5,400.00	15,800.00	10,800.00	6.88%
1982	Nov. thru Dec.	79.00	54.00	118.50	81.00	158.00	108.00	316.00	216.00	790.00	540.00	1,580.00	1,080.00	7,900.00	5,400.00	15,800.00	10,800.00	6.88%
	Oct.	86.08	61.08	129.12	91.62	172.16	122.16	344.32	244.32	860.80	610.80	1,721.60	1,221.60	8,608.00	6,108.00	17,216.00	12,216.00	7.41%
	Apr. thru Sep.	88.66	63.66	132.99	95.49	177.32	127.32	354.64	254.64	886.60	636.60	1,773.20	1,273.20	8,866.00	6,366.00	17,732.00	12,732.00	7.37%
	Jan. thru Mar.	91.32	66.32	136.98	99.48	182.64	132.64	365.28	265.28	913.20	663.20	1,826.40	1,326.40	9,132.00	6,632.00	18,264.00	13,264.00	7.33%

MARCH 2000

INSIST ON PROPER IDENTIFICATION.

Series EE

SERIES EE - REDEMPTION VALUES AND INTEREST EARNED AMOUNTS BY DENOMINATION

MARCH 2000

ISSUE YEAR	ISSUE MONTHS	\$50		\$75		\$100		\$200		\$500		\$1,000		\$5,000		\$10,000		YIELD FROM ISSUE
		REDEMP. VALUE	INTEREST EARNED	REDEMP. VALUE	INTEREST EARNED	REDEMP. VALUE	INTEREST EARNED	REDEMP. VALUE	INTEREST EARNED	REDEMP. VALUE	INTEREST EARNED	REDEMP. VALUE	INTEREST EARNED	REDEMP. VALUE	INTEREST EARNED	REDEMP. VALUE	INTEREST EARNED	
1981	Oct. thru Dec.	91.32	66.32	136.98	99.48	182.64	132.64	365.28	265.28	913.20	663.20	1,826.40	1,326.40	9,132.00	6,632.00	18,264.00	13,264.00	7.33%
	May thru Sep.	93.16	68.16	139.74	102.24	186.32	136.32	372.64	272.64	931.60	681.60	1,863.20	1,363.20	9,316.00	6,816.00	18,632.00	13,632.00	7.24%
	Apr.	96.34	71.34	144.51	107.01	192.68	142.68	385.36	285.36	963.40	713.40	1,926.80	1,426.80	9,634.00	7,134.00	19,268.00	14,268.00	7.43%
	Jan. thru Mar.	99.24	74.24	148.86	111.36	198.48	148.48	396.96	296.96	992.40	742.40	1,984.80	1,484.80	9,924.00	7,424.00	19,848.00	14,848.00	7.39%
1980	Nov. thru Dec.	99.24	74.24	148.86	111.36	198.48	148.48	396.96	296.96	992.40	742.40	1,984.80	1,484.80	9,924.00	7,424.00	19,848.00	14,848.00	7.39%
	Oct.	104.12	79.12	156.18	118.68	208.24	158.24	416.48	316.48	1,041.20	791.20	2,082.40	1,582.40	10,412.00	7,912.00	20,824.00	15,824.00	7.65%
	May thru Sep.	107.24	82.24	160.86	123.36	214.48	164.48	428.96	328.96	1,072.40	822.40	2,144.80	1,644.80	10,724.00	8,224.00	21,448.00	16,448.00	7.61%
	Apr.	106.18	81.18	159.27	121.77	212.36	162.36	424.72	324.72	1,061.80	811.80	2,123.60	1,623.60	10,618.00	8,118.00	21,236.00	16,236.00	7.56%
	Jan. thru Mar.	109.38	84.38	164.07	126.57	218.76	168.76	437.52	337.52	1,093.80	843.80	2,187.60	1,687.60	10,938.00	8,438.00	21,876.00	16,876.00	7.52%

INTEREST EARNED:

ELIGIBLE FOR SPECIAL TAX EXEMPTION (BEGINNING 1990)

NOT ELIGIBLE FOR SPECIAL TAX EXEMPTION

MARCH 2000

INSIST ON PROPER IDENTIFICATION.

Series EE

SERIES EE - REDEMPTION VALUES AND INTEREST EARNED AMOUNTS BY DENOMINATION

APRIL 2000

ISSUE YEAR	ISSUE MONTHS	\$50		\$75		\$100		\$200		\$500		\$1,000		\$5,000		\$10,000		YIELD FROM ISSUE
		REDEMP. VALUE	INTEREST EARNED	REDEMP. VALUE	INTEREST EARNED	REDEMP. VALUE	INTEREST EARNED	REDEMP. VALUE	INTEREST EARNED	REDEMP. VALUE	INTEREST EARNED	REDEMP. VALUE	INTEREST EARNED	REDEMP. VALUE	INTEREST EARNED	REDEMP. VALUE	INTEREST EARNED	
2000	Jan. thru Apr.	Not eligible for payment																
1999	Nov. thru Dec.	Not eligible for payment																
	Oct.	25.26	0.26	37.89	0.39	50.52	0.52	101.04	1.04	252.60	2.60	505.20	5.20	2,526.00	26.00	5,052.00	52.00	2.08%
	Sep.	25.36	0.36	38.04	0.54	50.72	0.72	101.44	1.44	253.60	3.60	507.20	7.20	2,536.00	36.00	5,072.00	72.00	2.47%
	Aug.	25.44	0.44	38.16	0.66	50.88	0.88	101.76	1.76	254.40	4.40	508.80	8.80	2,544.00	44.00	5,088.00	88.00	2.63%
	July	25.54	0.54	38.31	0.81	51.08	1.08	102.16	2.16	255.40	5.40	510.80	10.80	2,554.00	54.00	5,108.00	108.00	2.87%
	June	25.64	0.64	38.46	0.96	51.28	1.28	102.56	2.56	256.40	6.40	512.80	12.80	2,564.00	64.00	5,128.00	128.00	3.06%
	May	25.76	0.76	38.64	1.14	51.52	1.52	103.04	3.04	257.60	7.60	515.20	15.20	2,576.00	76.00	5,152.00	152.00	3.29%
	Apr.	25.86	0.86	38.79	1.29	51.72	1.72	103.44	3.44	258.60	8.60	517.20	17.20	2,586.00	86.00	5,172.00	172.00	3.41%
	Mar.	25.94	0.94	38.91	1.41	51.88	1.88	103.76	3.76	259.40	9.40	518.80	18.80	2,594.00	94.00	5,188.00	188.00	3.44%
	Feb.	26.04	1.04	39.06	1.56	52.08	2.08	104.16	4.16	260.40	10.40	520.80	20.80	2,604.00	104.00	5,208.00	208.00	3.52%
	Jan.	26.14	1.14	39.21	1.71	52.28	2.28	104.56	4.56	261.40	11.40	522.80	22.80	2,614.00	114.00	5,228.00	228.00	3.60%
1998	Dec.	26.26	1.26	39.39	1.89	52.52	2.52	105.04	5.04	262.60	12.60	525.20	25.20	2,626.00	126.00	5,252.00	252.00	3.72%
	Nov.	26.36	1.36	39.54	2.04	52.72	2.72	105.44	5.44	263.60	13.60	527.20	27.20	2,636.00	136.00	5,272.00	272.00	3.77%
	Oct.	26.50	1.50	39.75	2.25	53.00	3.00	106.00	6.00	265.00	15.00	530.00	30.00	2,650.00	150.00	5,300.00	300.00	3.92%
	Sep.	26.60	1.60	39.90	2.40	53.20	3.20	106.40	6.40	266.00	16.00	532.00	32.00	2,660.00	160.00	5,320.00	320.00	3.96%
	Aug.	26.70	1.70	40.05	2.55	53.40	3.40	106.80	6.80	267.00	17.00	534.00	34.00	2,670.00	170.00	5,340.00	340.00	3.99%
	July	26.78	1.78	40.17	2.67	53.56	3.56	107.12	7.12	267.80	17.80	535.60	35.60	2,678.00	178.00	5,356.00	356.00	3.97%
	June	26.90	1.90	40.35	2.85	53.80	3.80	107.60	7.60	269.00	19.00	538.00	38.00	2,690.00	190.00	5,380.00	380.00	4.04%
	May	27.00	2.00	40.50	3.00	54.00	4.00	108.00	8.00	270.00	20.00	540.00	40.00	2,700.00	200.00	5,400.00	400.00	4.06%
	Apr.	27.24	2.24	40.86	3.36	54.48	4.48	108.96	8.96	272.40	22.40	544.80	44.80	2,724.00	224.00	5,448.00	448.00	4.34%
	Mar.	27.34	2.34	41.01	3.51	54.68	4.68	109.36	9.36	273.40	23.40	546.80	46.80	2,734.00	234.00	5,468.00	468.00	4.34%
	Feb.	27.44	2.44	41.16	3.66	54.88	4.88	109.76	9.76	274.40	24.40	548.80	48.80	2,744.00	244.00	5,488.00	488.00	4.34%
	Jan.	27.54	2.54	41.31	3.81	55.08	5.08	110.16	10.16	275.40	25.40	550.80	50.80	2,754.00	254.00	5,508.00	508.00	4.35%
1997	Dec.	27.66	2.66	41.49	3.99	55.32	5.32	110.64	10.64	276.60	26.60	553.20	53.20	2,766.00	266.00	5,532.00	532.00	4.38%
	Nov.	27.78	2.78	41.67	4.17	55.56	5.56	111.12	11.12	277.80	27.80	555.60	55.60	2,778.00	278.00	5,556.00	556.00	4.41%
	Oct.	28.02	3.02	42.03	4.53	56.04	6.04	112.08	12.08	280.20	30.20	560.40	60.40	2,802.00	302.00	5,604.00	604.00	4.61%
	Sep.	28.12	3.12	42.18	4.68	56.24	6.24	112.48	12.48	281.20	31.20	562.40	62.40	2,812.00	312.00	5,624.00	624.00	4.60%
	Aug.	28.22	3.22	42.33	4.83	56.44	6.44	112.88	12.88	282.20	32.20	564.40	64.40	2,822.00	322.00	5,644.00	644.00	4.60%
	July	28.32	3.32	42.48	4.98	56.64	6.64	113.28	13.28	283.20	33.20	566.40	66.40	2,832.00	332.00	5,664.00	664.00	4.59%
	June	28.44	3.44	42.66	5.16	56.88	6.88	113.76	13.76	284.40	34.40	568.80	68.80	2,844.00	344.00	5,688.00	688.00	4.60%
	May	28.56	3.56	42.84	5.34	57.12	7.12	114.24	14.24	285.60	35.60	571.20	71.20	2,856.00	356.00	5,712.00	712.00	4.62%
	Jan. thru Apr.	28.46	3.46	42.69	5.19	56.92	6.92	113.84	13.84	284.60	34.60	569.20	69.20	2,846.00	346.00	5,692.00	692.00	4.37%

APRIL 2000

INSIST ON PROPER IDENTIFICATION.

Series EE

SERIES EE - REDEMPTION VALUES AND INTEREST EARNED AMOUNTS BY DENOMINATION

APRIL 2000

ISSUE YEAR	ISSUE MONTHS	\$50		\$75		\$100		\$200		\$500		\$1,000		\$5,000		\$10,000		YIELD FROM ISSUE
		REDEMP. VALUE	INTEREST EARNED	REDEMP. VALUE	INTEREST EARNED	REDEMP. VALUE	INTEREST EARNED	REDEMP. VALUE	INTEREST EARNED	REDEMP. VALUE	INTEREST EARNED	REDEMP. VALUE	INTEREST EARNED	REDEMP. VALUE	INTEREST EARNED	REDEMP. VALUE	INTEREST EARNED	
1996	Nov. thru Dec.	28.46	3.46	42.69	5.19	56.92	6.92	113.84	13.84	284.60	34.60	569.20	69.20	2,846.00	346.00	5,692.00	692.00	4.37%
	May thru Oct.	29.06	4.06	43.59	6.09	58.12	8.12	116.24	16.24	290.60	40.60	581.20	81.20	2,906.00	406.00	5,812.00	812.00	4.35%
	Jan. thru Apr.	29.78	4.78	44.67	7.17	59.56	9.56	119.12	19.12	297.80	47.80	595.60	95.60	2,978.00	478.00	5,956.00	956.00	4.42%
1995	Nov. thru Dec.	29.78	4.78	44.67	7.17	59.56	9.56	119.12	19.12	297.80	47.80	595.60	95.60	2,978.00	478.00	5,956.00	956.00	4.42%
	May thru Oct.	30.54	5.54	45.81	8.31	61.08	11.08	122.16	22.16	305.40	55.40	610.80	110.80	3,054.00	554.00	6,108.00	1,108.00	4.50%
	Jan. thru Apr.	32.26	7.26	48.39	10.89	64.52	14.52	129.04	29.04	322.60	72.60	645.20	145.20	3,226.00	726.00	6,452.00	1,452.00	5.16%
1994	Nov. thru Dec.	32.26	7.26	48.39	10.89	64.52	14.52	129.04	29.04	322.60	72.60	645.20	145.20	3,226.00	726.00	6,452.00	1,452.00	5.16%
	May thru Oct.	33.02	8.02	49.53	12.03	66.04	16.04	132.08	32.08	330.20	80.20	660.40	160.40	3,302.00	802.00	6,604.00	1,604.00	5.12%
	Jan. thru Apr.	33.74	8.74	50.61	13.11	67.48	17.48	134.96	34.96	337.40	87.40	674.80	174.80	3,374.00	874.00	6,748.00	1,748.00	5.06%
1993	Nov. thru Dec.	33.74	8.74	50.61	13.11	67.48	17.48	134.96	34.96	337.40	87.40	674.80	174.80	3,374.00	874.00	6,748.00	1,748.00	5.06%
	May thru Oct.	34.54	9.54	51.81	14.31	69.08	19.08	138.16	38.16	345.40	95.40	690.80	190.80	3,454.00	954.00	6,908.00	1,908.00	5.04%
	Mar. thru Apr.	35.40	10.40	53.10	15.60	70.80	20.80	141.60	41.60	354.00	104.00	708.00	208.00	3,540.00	1,040.00	7,080.00	2,080.00	5.03%
	Jan. thru Feb.	37.82	12.82	56.73	19.23	75.64	25.64	151.28	51.28	378.20	128.20	756.40	256.40	3,782.00	1,282.00	7,564.00	2,564.00	6.00%
1992	Nov. thru Dec.	37.82	12.82	56.73	19.23	75.64	25.64	151.28	51.28	378.20	128.20	756.40	256.40	3,782.00	1,282.00	7,564.00	2,564.00	6.00%
	May thru Oct.	38.96	13.96	58.44	20.94	77.92	27.92	155.84	55.84	389.60	139.60	779.20	279.20	3,896.00	1,396.00	7,792.00	2,792.00	6.00%
	Jan. thru Apr.	40.12	15.12	60.18	22.68	80.24	30.24	160.48	60.48	401.20	151.20	802.40	302.40	4,012.00	1,512.00	8,024.00	3,024.00	6.00%
1991	Nov. thru Dec.	40.12	15.12	60.18	22.68	80.24	30.24	160.48	60.48	401.20	151.20	802.40	302.40	4,012.00	1,512.00	8,024.00	3,024.00	6.00%
	May thru Oct.	41.34	16.34	62.01	24.51	82.68	32.68	165.36	65.36	413.40	163.40	826.80	326.80	4,134.00	1,634.00	8,268.00	3,268.00	6.01%
	Jan. thru Apr.	42.58	17.58	63.87	26.37	85.16	35.16	170.32	70.32	425.80	175.80	851.60	351.60	4,258.00	1,758.00	8,516.00	3,516.00	6.01%
1990	Nov. thru Dec.	42.58	17.58	63.87	26.37	85.16	35.16	170.32	70.32	425.80	175.80	851.60	351.60	4,258.00	1,758.00	8,516.00	3,516.00	6.01%
	May thru Oct.	43.84	18.84	65.76	28.26	87.68	37.68	175.36	75.36	438.40	188.40	876.80	376.80	4,384.00	1,884.00	8,768.00	3,768.00	6.00%
	Jan. thru Apr.	45.16	20.16	67.74	30.24	90.32	40.32	180.64	80.64	451.60	201.60	903.20	403.20	4,516.00	2,016.00	9,032.00	4,032.00	6.00%
PROCEEDS FROM SERIES EE SAVINGS BONDS WITH ISSUE DATES BEGINNING JANUARY 1990 MAY BE ELIGIBLE FOR SPECIAL TAX EXEMPTION WHEN USED FOR POST SECONDARY EDUCATION - SEE BACK COVER																		
1989	Nov. thru Dec.	45.16	20.16	67.74	30.24	90.32	40.32	180.64	80.64	451.60	201.60	903.20	403.20	4,516.00	2,016.00	9,032.00	4,032.00	6.00%
	May thru Oct.	46.52	21.52	69.78	32.28	93.04	43.04	186.08	86.08	465.20	215.20	930.40	430.40	4,652.00	2,152.00	9,304.00	4,304.00	6.00%
	Jan. thru Apr.	47.92	22.92	71.88	34.38	95.84	45.84	191.68	91.68	479.20	229.20	958.40	458.40	4,792.00	2,292.00	9,584.00	4,584.00	6.00%
1988	Nov. thru Dec.	47.92	22.92	71.88	34.38	95.84	45.84	191.68	91.68	479.20	229.20	958.40	458.40	4,792.00	2,292.00	9,584.00	4,584.00	6.00%
	May thru Oct.	49.34	24.34	74.01	36.51	98.68	48.68	197.36	97.36	493.40	243.40	986.80	486.80	4,934.00	2,434.00	9,868.00	4,868.00	6.00%
	Jan. thru Apr.	50.82	25.82	76.23	38.73	101.64	51.64	203.28	103.28	508.20	258.20	1,016.40	516.40	5,082.00	2,582.00	10,164.00	5,164.00	6.00%
1987	Nov. thru Dec.	50.82	25.82	76.23	38.73	101.64	51.64	203.28	103.28	508.20	258.20	1,016.40	516.40	5,082.00	2,582.00	10,164.00	5,164.00	6.00%
	May thru Oct.	51.84	26.84	77.76	40.26	103.68	53.68	207.36	107.36	518.40	268.40	1,036.80	536.80	5,184.00	2,684.00	10,368.00	5,368.00	5.92%
	Jan. thru Apr.	52.88	27.88	79.32	41.82	105.76	55.76	211.52	111.52	528.80	278.80	1,057.60	557.60	5,288.00	2,788.00	10,576.00	5,576.00	5.85%

APRIL 2000

INSIST ON PROPER IDENTIFICATION.

Series EE

SERIES EE - REDEMPTION VALUES AND INTEREST EARNED AMOUNTS BY DENOMINATION

APRIL 2000

ISSUE YEAR	ISSUE MONTHS	\$50		\$75		\$100		\$200		\$500		\$1,000		\$5,000		\$10,000		YIELD FROM ISSUE
		REDEMP. VALUE	INTEREST EARNED	REDEMP. VALUE	INTEREST EARNED	REDEMP. VALUE	INTEREST EARNED	REDEMP. VALUE	INTEREST EARNED	REDEMP. VALUE	INTEREST EARNED	REDEMP. VALUE	INTEREST EARNED	REDEMP. VALUE	INTEREST EARNED	REDEMP. VALUE	INTEREST EARNED	
1986	Nov. thru Dec.	52.88	27.88	79.32	41.82	105.76	55.76	211.52	111.52	528.80	278.80	1,057.60	557.60	5,288.00	2,788.00	10,576.00	5,576.00	5.85%
	May thru Oct.	60.00	35.00	90.00	52.50	120.00	70.00	240.00	140.00	600.00	350.00	1,200.00	700.00	6,000.00	3,500.00	12,000.00	7,000.00	6.59%
	Jan. thru Apr.	61.20	36.20	91.80	54.30	122.40	72.40	244.80	144.80	612.00	362.00	1,224.00	724.00	6,120.00	3,620.00	12,240.00	7,240.00	6.50%
1985	Nov. thru Dec.	61.20	36.20	91.80	54.30	122.40	72.40	244.80	144.80	612.00	362.00	1,224.00	724.00	6,120.00	3,620.00	12,240.00	7,240.00	6.50%
	May thru Oct.	62.42	37.42	93.63	56.13	124.84	74.84	249.68	149.68	624.20	374.20	1,248.40	748.40	6,242.00	3,742.00	12,484.00	7,484.00	6.41%
	Jan. thru Apr.	63.66	38.66	95.49	57.99	127.32	77.32	254.64	154.64	636.60	386.60	1,273.20	773.20	6,366.00	3,866.00	12,732.00	7,732.00	6.33%
1984	Nov. thru Dec.	63.66	38.66	95.49	57.99	127.32	77.32	254.64	154.64	636.60	386.60	1,273.20	773.20	6,366.00	3,866.00	12,732.00	7,732.00	6.33%
	May thru Oct.	65.88	40.88	98.82	61.32	131.76	81.76	263.52	163.52	658.80	408.80	1,317.60	817.60	6,588.00	4,088.00	13,176.00	8,176.00	6.35%
	Jan. thru Apr.	69.04	44.04	103.56	66.06	138.08	88.08	276.16	176.16	690.40	440.40	1,380.80	880.80	6,904.00	4,404.00	13,808.00	8,808.00	6.45%
1983	Nov. thru Dec.	69.04	44.04	103.56	66.06	138.08	88.08	276.16	176.16	690.40	440.40	1,380.80	880.80	6,904.00	4,404.00	13,808.00	8,808.00	6.45%
	May thru Oct.	72.08	47.08	108.12	70.62	144.16	94.16	288.32	188.32	720.80	470.80	1,441.60	941.60	7,208.00	4,708.00	14,416.00	9,416.00	6.52%
	Mar. thru Apr.	76.02	51.02	114.03	76.53	152.04	102.04	304.08	204.08	760.20	510.20	1,520.40	1,020.40	7,602.00	5,102.00	15,204.00	10,204.00	6.65%
	Jan. thru Feb.	79.00	54.00	118.50	81.00	158.00	108.00	316.00	216.00	790.00	540.00	1,580.00	1,080.00	7,900.00	5,400.00	15,800.00	10,800.00	6.88%
1982	Nov. thru Dec.	79.00	54.00	118.50	81.00	158.00	108.00	316.00	216.00	790.00	540.00	1,580.00	1,080.00	7,900.00	5,400.00	15,800.00	10,800.00	6.88%
	May thru Oct.	88.66	63.66	132.99	95.49	177.32	127.32	354.64	254.64	886.60	636.60	1,773.20	1,273.20	8,866.00	6,366.00	17,732.00	12,732.00	7.37%
	Jan. thru Apr.	91.32	66.32	136.98	99.48	182.64	132.64	365.28	265.28	913.20	663.20	1,826.40	1,326.40	9,132.00	6,632.00	18,264.00	13,264.00	7.33%
1981	Nov. thru Dec.	91.32	66.32	136.98	99.48	182.64	132.64	365.28	265.28	913.20	663.20	1,826.40	1,326.40	9,132.00	6,632.00	18,264.00	13,264.00	7.33%
	May thru Oct.	93.16	68.16	139.74	102.24	186.32	136.32	372.64	272.64	931.60	681.60	1,863.20	1,363.20	9,316.00	6,816.00	18,632.00	13,632.00	7.24%
	Jan. thru Apr.	99.24	74.24	148.86	111.36	198.48	148.48	396.96	296.96	992.40	742.40	1,984.80	1,484.80	9,924.00	7,424.00	19,848.00	14,848.00	7.39%
1980	Nov. thru Dec.	99.24	74.24	148.86	111.36	198.48	148.48	396.96	296.96	992.40	742.40	1,984.80	1,484.80	9,924.00	7,424.00	19,848.00	14,848.00	7.39%
	May thru Oct.	107.24	82.24	160.86	123.36	214.48	164.48	428.96	328.96	1,072.40	822.40	2,144.80	1,644.80	10,724.00	8,224.00	21,448.00	16,448.00	7.61%
	Jan. thru Apr.	109.38	84.38	164.07	126.57	218.76	168.76	437.52	337.52	1,093.80	843.80	2,187.60	1,687.60	10,938.00	8,438.00	21,876.00	16,876.00	7.52%

INTEREST EARNED:

ELIGIBLE FOR SPECIAL TAX EXEMPTION (BEGINNING 1990)

NOT ELIGIBLE FOR SPECIAL TAX EXEMPTION

APRIL 2000

INSIST ON PROPER IDENTIFICATION.

Series EE

SERIES EE - REDEMPTION VALUES AND INTEREST EARNED AMOUNTS BY DENOMINATION

MAY 2000

ISSUE YEAR	ISSUE MONTHS	\$50		\$75		\$100		\$200		\$500		\$1,000		\$5,000		\$10,000		YIELD FROM ISSUE
		REDEMP. VALUE	INTEREST EARNED	REDEMP. VALUE	INTEREST EARNED	REDEMP. VALUE	INTEREST EARNED	REDEMP. VALUE	INTEREST EARNED	REDEMP. VALUE	INTEREST EARNED	REDEMP. VALUE	INTEREST EARNED	REDEMP. VALUE	INTEREST EARNED	REDEMP. VALUE	INTEREST EARNED	
2000	Jan. thru May	Not eligible for payment																
1999	Dec.	Not eligible for payment																
	Nov.	25.32	0.32	37.98	0.48	50.64	0.64	101.28	1.28	253.20	3.20	506.40	6.40	2,532.00	32.00	5,064.00	64.00	2.56%
	Oct.	25.36	0.36	38.04	0.54	50.72	0.72	101.44	1.44	253.60	3.60	507.20	7.20	2,536.00	36.00	5,072.00	72.00	2.47%
	Sep.	25.44	0.44	38.16	0.66	50.88	0.88	101.76	1.76	254.40	4.40	508.80	8.80	2,544.00	44.00	5,088.00	88.00	2.63%
	Aug.	25.54	0.54	38.31	0.81	51.08	1.08	102.16	2.16	255.40	5.40	510.80	10.80	2,554.00	54.00	5,108.00	108.00	2.87%
	July	25.64	0.64	38.46	0.96	51.28	1.28	102.56	2.56	256.40	6.40	512.80	12.80	2,564.00	64.00	5,128.00	128.00	3.06%
	June	25.76	0.76	38.64	1.14	51.52	1.52	103.04	3.04	257.60	7.60	515.20	15.20	2,576.00	76.00	5,152.00	152.00	3.29%
	May	25.86	0.86	38.79	1.29	51.72	1.72	103.44	3.44	258.60	8.60	517.20	17.20	2,586.00	86.00	5,172.00	172.00	3.41%
	Apr.	25.94	0.94	38.91	1.41	51.88	1.88	103.76	3.76	259.40	9.40	518.80	18.80	2,594.00	94.00	5,188.00	188.00	3.44%
	Mar.	26.04	1.04	39.06	1.56	52.08	2.08	104.16	4.16	260.40	10.40	520.80	20.80	2,604.00	104.00	5,208.00	208.00	3.52%
	Feb.	26.14	1.14	39.21	1.71	52.28	2.28	104.56	4.56	261.40	11.40	522.80	22.80	2,614.00	114.00	5,228.00	228.00	3.60%
	Jan.	26.26	1.26	39.39	1.89	52.52	2.52	105.04	5.04	262.60	12.60	525.20	25.20	2,626.00	126.00	5,252.00	252.00	3.72%
1998	Dec.	26.36	1.36	39.54	2.04	52.72	2.72	105.44	5.44	263.60	13.60	527.20	27.20	2,636.00	136.00	5,272.00	272.00	3.77%
	Nov.	26.48	1.48	39.72	2.22	52.96	2.96	105.92	5.92	264.80	14.80	529.60	29.60	2,648.00	148.00	5,296.00	296.00	3.87%
	Oct.	26.60	1.60	39.90	2.40	53.20	3.20	106.40	6.40	266.00	16.00	532.00	32.00	2,660.00	160.00	5,320.00	320.00	3.96%
	Sep.	26.70	1.70	40.05	2.55	53.40	3.40	106.80	6.80	267.00	17.00	534.00	34.00	2,670.00	170.00	5,340.00	340.00	3.99%
	Aug.	26.78	1.78	40.17	2.67	53.56	3.56	107.12	7.12	267.80	17.80	535.60	35.60	2,678.00	178.00	5,356.00	356.00	3.97%
	July	26.90	1.90	40.35	2.85	53.80	3.80	107.60	7.60	269.00	19.00	538.00	38.00	2,690.00	190.00	5,380.00	380.00	4.04%
	June	27.00	2.00	40.50	3.00	54.00	4.00	108.00	8.00	270.00	20.00	540.00	40.00	2,700.00	200.00	5,400.00	400.00	4.06%
	May	27.12	2.12	40.68	3.18	54.24	4.24	108.48	8.48	271.20	21.20	542.40	42.40	2,712.00	212.00	5,424.00	424.00	4.11%
	Apr.	27.34	2.34	41.01	3.51	54.68	4.68	109.36	9.36	273.40	23.40	546.80	46.80	2,734.00	234.00	5,468.00	468.00	4.34%
	Mar.	27.44	2.44	41.16	3.66	54.88	4.88	109.76	9.76	274.40	24.40	548.80	48.80	2,744.00	244.00	5,488.00	488.00	4.34%
	Feb.	27.54	2.54	41.31	3.81	55.08	5.08	110.16	10.16	275.40	25.40	550.80	50.80	2,754.00	254.00	5,508.00	508.00	4.35%
	Jan.	27.66	2.66	41.49	3.99	55.32	5.32	110.64	10.64	276.60	26.60	553.20	53.20	2,766.00	266.00	5,532.00	532.00	4.38%

MAY 2000

INSIST ON PROPER IDENTIFICATION.

Series EE

SERIES EE - REDEMPTION VALUES AND INTEREST EARNED AMOUNTS BY DENOMINATION

MAY 2000

ISSUE YEAR	ISSUE MONTHS	\$50		\$75		\$100		\$200		\$500		\$1,000		\$5,000		\$10,000		YIELD FROM ISSUE
		REDEMP. VALUE	INTEREST EARNED	REDEMP. VALUE	INTEREST EARNED	REDEMP. VALUE	INTEREST EARNED	REDEMP. VALUE	INTEREST EARNED	REDEMP. VALUE	INTEREST EARNED	REDEMP. VALUE	INTEREST EARNED	REDEMP. VALUE	INTEREST EARNED	REDEMP. VALUE	INTEREST EARNED	
1997	Dec.	27.78	2.78	41.67	4.17	55.56	5.56	111.12	11.12	277.80	27.80	555.60	55.60	2,778.00	278.00	5,556.00	556.00	4.41%
	Nov.	27.90	2.90	41.85	4.35	55.80	5.80	111.60	11.60	279.00	29.00	558.00	58.00	2,790.00	290.00	5,580.00	580.00	4.44%
	Oct.	28.12	3.12	42.18	4.68	56.24	6.24	112.48	12.48	281.20	31.20	562.40	62.40	2,812.00	312.00	5,624.00	624.00	4.60%
	Sep.	28.22	3.22	42.33	4.83	56.44	6.44	112.88	12.88	282.20	32.20	564.40	64.40	2,822.00	322.00	5,644.00	644.00	4.60%
	Aug.	28.32	3.32	42.48	4.98	56.64	6.64	113.28	13.28	283.20	33.20	566.40	66.40	2,832.00	332.00	5,664.00	664.00	4.59%
	July	28.44	3.44	42.66	5.16	56.88	6.88	113.76	13.76	284.40	34.40	568.80	68.80	2,844.00	344.00	5,688.00	688.00	4.60%
	June	28.56	3.56	42.84	5.34	57.12	7.12	114.24	14.24	285.60	35.60	571.20	71.20	2,856.00	356.00	5,712.00	712.00	4.62%
	May	28.68	3.68	43.02	5.52	57.36	7.36	114.72	14.72	286.80	36.80	573.60	73.60	2,868.00	368.00	5,736.00	736.00	4.63%
	Jan. thru Apr.	28.46	3.46	42.69	5.19	56.92	6.92	113.84	13.84	284.60	34.60	569.20	69.20	2,846.00	346.00	5,692.00	692.00	4.37%
1996	Dec.	28.46	3.46	42.69	5.19	56.92	6.92	113.84	13.84	284.60	34.60	569.20	69.20	2,846.00	346.00	5,692.00	692.00	4.37%
	Nov.	29.08	4.08	43.62	6.12	58.16	8.16	116.32	16.32	290.80	40.80	581.60	81.60	2,908.00	408.00	5,816.00	816.00	4.37%
	June thru Oct.	29.06	4.06	43.59	6.09	58.12	8.12	116.24	16.24	290.60	40.60	581.20	81.20	2,906.00	406.00	5,812.00	812.00	4.35%
	May	29.70	4.70	44.55	7.05	59.40	9.40	118.80	18.80	297.00	47.00	594.00	94.00	2,970.00	470.00	5,940.00	940.00	4.35%
	Jan. thru Apr.	29.78	4.78	44.67	7.17	59.56	9.56	119.12	19.12	297.80	47.80	595.60	95.60	2,978.00	478.00	5,956.00	956.00	4.42%
1995	Dec.	29.78	4.78	44.67	7.17	59.56	9.56	119.12	19.12	297.80	47.80	595.60	95.60	2,978.00	478.00	5,956.00	956.00	4.42%
	Nov.	30.42	5.42	45.63	8.13	60.84	10.84	121.68	21.68	304.20	54.20	608.40	108.40	3,042.00	542.00	6,084.00	1,084.00	4.41%
	June thru Oct.	30.54	5.54	45.81	8.31	61.08	11.08	122.16	22.16	305.40	55.40	610.80	110.80	3,054.00	554.00	6,108.00	1,108.00	4.50%
	May	31.20	6.20	46.80	9.30	62.40	12.40	124.80	24.80	312.00	62.00	624.00	124.00	3,120.00	620.00	6,240.00	1,240.00	4.48%
	Jan. thru Apr.	32.26	7.26	48.39	10.89	64.52	14.52	129.04	29.04	322.60	72.60	645.20	145.20	3,226.00	726.00	6,452.00	1,452.00	5.16%
1994	Dec.	32.26	7.26	48.39	10.89	64.52	14.52	129.04	29.04	322.60	72.60	645.20	145.20	3,226.00	726.00	6,452.00	1,452.00	5.16%
	Nov.	33.06	8.06	49.59	12.09	66.12	16.12	132.24	32.24	330.60	80.60	661.20	161.20	3,306.00	806.00	6,612.00	1,612.00	5.15%
	June thru Oct.	33.02	8.02	49.53	12.03	66.04	16.04	132.08	32.08	330.20	80.20	660.40	160.40	3,302.00	802.00	6,604.00	1,604.00	5.12%
	May	33.82	8.82	50.73	13.23	67.64	17.64	135.28	35.28	338.20	88.20	676.40	176.40	3,382.00	882.00	6,764.00	1,764.00	5.10%
	Jan. thru Apr.	33.74	8.74	50.61	13.11	67.48	17.48	134.96	34.96	337.40	87.40	674.80	174.80	3,374.00	874.00	6,748.00	1,748.00	5.06%
1993	Dec.	33.74	8.74	50.61	13.11	67.48	17.48	134.96	34.96	337.40	87.40	674.80	174.80	3,374.00	874.00	6,748.00	1,748.00	5.06%
	Nov.	34.56	9.56	51.84	14.34	69.12	19.12	138.24	38.24	345.60	95.60	691.20	191.20	3,456.00	956.00	6,912.00	1,912.00	5.04%
	June thru Oct.	34.54	9.54	51.81	14.31	69.08	19.08	138.16	38.16	345.40	95.40	690.80	190.80	3,454.00	954.00	6,908.00	1,908.00	5.04%
	May	35.38	10.38	53.07	15.57	70.76	20.76	141.52	41.52	353.80	103.80	707.60	207.60	3,538.00	1,038.00	7,076.00	2,076.00	5.02%
	Mar. thru Apr.	35.40	10.40	53.10	15.60	70.80	20.80	141.60	41.60	354.00	104.00	708.00	208.00	3,540.00	1,040.00	7,080.00	2,080.00	5.03%
	Jan. thru Feb.	37.82	12.82	56.73	19.23	75.64	25.64	151.28	51.28	378.20	128.20	756.40	256.40	3,782.00	1,282.00	7,564.00	2,564.00	6.00%
1992	Dec.	37.82	12.82	56.73	19.23	75.64	25.64	151.28	51.28	378.20	128.20	756.40	256.40	3,782.00	1,282.00	7,564.00	2,564.00	6.00%
	June thru Nov.	38.96	13.96	58.44	20.94	77.92	27.92	155.84	55.84	389.60	139.60	779.20	279.20	3,896.00	1,396.00	7,792.00	2,792.00	6.00%
	Jan. thru May	40.12	15.12	60.18	22.68	80.24	30.24	160.48	60.48	401.20	151.20	802.40	302.40	4,012.00	1,512.00	8,024.00	3,024.00	6.00%

MAY 2000

INSIST ON PROPER IDENTIFICATION.

Series EE

SERIES EE - REDEMPTION VALUES AND INTEREST EARNED AMOUNTS BY DENOMINATION

MAY 2000

ISSUE YEAR	ISSUE MONTHS	\$50		\$75		\$100		\$200		\$500		\$1,000		\$5,000		\$10,000		YIELD FROM ISSUE
		REDEMP. VALUE	INTEREST EARNED	REDEMP. VALUE	INTEREST EARNED	REDEMP. VALUE	INTEREST EARNED	REDEMP. VALUE	INTEREST EARNED	REDEMP. VALUE	INTEREST EARNED	REDEMP. VALUE	INTEREST EARNED	REDEMP. VALUE	INTEREST EARNED	REDEMP. VALUE	INTEREST EARNED	
1991	Dec.	40.12	15.12	60.18	22.68	80.24	30.24	160.48	60.48	401.20	151.20	802.40	302.40	4,012.00	1,512.00	8,024.00	3,024.00	6.00%
	June thru Nov.	41.34	16.34	62.01	24.51	82.68	32.68	165.36	65.36	413.40	163.40	826.80	326.80	4,134.00	1,634.00	8,268.00	3,268.00	6.01%
	Jan. thru May	42.58	17.58	63.87	26.37	85.16	35.16	170.32	70.32	425.80	175.80	851.60	351.60	4,258.00	1,758.00	8,516.00	3,516.00	6.01%
1990	Dec.	42.58	17.58	63.87	26.37	85.16	35.16	170.32	70.32	425.80	175.80	851.60	351.60	4,258.00	1,758.00	8,516.00	3,516.00	6.01%
	June thru Nov.	43.84	18.84	65.76	28.26	87.68	37.68	175.36	75.36	438.40	188.40	876.80	376.80	4,384.00	1,884.00	8,768.00	3,768.00	6.00%
	Jan. thru May	45.16	20.16	67.74	30.24	90.32	40.32	180.64	80.64	451.60	201.60	903.20	403.20	4,516.00	2,016.00	9,032.00	4,032.00	6.00%
PROCEEDS FROM SERIES EE SAVINGS BONDS WITH ISSUE DATES BEGINNING JANUARY 1990 MAY BE ELIGIBLE FOR SPECIAL TAX EXEMPTION WHEN USED FOR POST SECONDARY EDUCATION - SEE BACK COVER																		
1989	Dec.	45.16	20.16	67.74	30.24	90.32	40.32	180.64	80.64	451.60	201.60	903.20	403.20	4,516.00	2,016.00	9,032.00	4,032.00	6.00%
	June thru Nov.	46.52	21.52	69.78	32.28	93.04	43.04	186.08	86.08	465.20	215.20	930.40	430.40	4,652.00	2,152.00	9,304.00	4,304.00	6.00%
	Jan. thru May	47.92	22.92	71.88	34.38	95.84	45.84	191.68	91.68	479.20	229.20	958.40	458.40	4,792.00	2,292.00	9,584.00	4,584.00	6.00%
1988	Dec.	47.92	22.92	71.88	34.38	95.84	45.84	191.68	91.68	479.20	229.20	958.40	458.40	4,792.00	2,292.00	9,584.00	4,584.00	6.00%
	June thru Nov.	49.34	24.34	74.01	36.51	98.68	48.68	197.36	97.36	493.40	243.40	986.80	486.80	4,934.00	2,434.00	9,868.00	4,868.00	6.00%
	Jan. thru May	50.82	25.82	76.23	38.73	101.64	51.64	203.28	103.28	508.20	258.20	1,016.40	516.40	5,082.00	2,582.00	10,164.00	5,164.00	6.00%
1987	Dec.	50.82	25.82	76.23	38.73	101.64	51.64	203.28	103.28	508.20	258.20	1,016.40	516.40	5,082.00	2,582.00	10,164.00	5,164.00	6.00%
	June thru Nov.	51.84	26.84	77.76	40.26	103.68	53.68	207.36	107.36	518.40	268.40	1,036.80	536.80	5,184.00	2,684.00	10,368.00	5,368.00	5.92%
	Jan. thru May	52.88	27.88	79.32	41.82	105.76	55.76	211.52	111.52	528.80	278.80	1,057.60	557.60	5,288.00	2,788.00	10,576.00	5,576.00	5.85%
1986	Dec.	52.88	27.88	79.32	41.82	105.76	55.76	211.52	111.52	528.80	278.80	1,057.60	557.60	5,288.00	2,788.00	10,576.00	5,576.00	5.85%
	Nov.	53.96	28.96	80.94	43.44	107.92	57.92	215.84	115.84	539.60	289.60	1,079.20	579.20	5,396.00	2,896.00	10,792.00	5,792.00	5.78%
	June thru Oct.	60.00	35.00	90.00	52.50	120.00	70.00	240.00	140.00	600.00	350.00	1,200.00	700.00	6,000.00	3,500.00	12,000.00	7,000.00	6.59%
	Jan. thru May	61.20	36.20	91.80	54.30	122.40	72.40	244.80	144.80	612.00	362.00	1,224.00	724.00	6,120.00	3,620.00	12,240.00	7,240.00	6.50%
1985	Dec.	61.20	36.20	91.80	54.30	122.40	72.40	244.80	144.80	612.00	362.00	1,224.00	724.00	6,120.00	3,620.00	12,240.00	7,240.00	6.50%
	June thru Nov.	62.42	37.42	93.63	56.13	124.84	74.84	249.68	149.68	624.20	374.20	1,248.40	748.40	6,242.00	3,742.00	12,484.00	7,484.00	6.41%
	Jan. thru May	63.66	38.66	95.49	57.99	127.32	77.32	254.64	154.64	636.60	386.60	1,273.20	773.20	6,366.00	3,866.00	12,732.00	7,732.00	6.33%
1984	Dec.	63.66	38.66	95.49	57.99	127.32	77.32	254.64	154.64	636.60	386.60	1,273.20	773.20	6,366.00	3,866.00	12,732.00	7,732.00	6.33%
	Nov.	64.94	39.94	97.41	59.91	129.88	79.88	259.76	159.76	649.40	399.40	1,298.80	798.80	6,494.00	3,994.00	12,988.00	7,988.00	6.25%
	June thru Oct.	65.88	40.88	98.82	61.32	131.76	81.76	263.52	163.52	658.80	408.80	1,317.60	817.60	6,588.00	4,088.00	13,176.00	8,176.00	6.35%
	May	67.56	42.56	101.34	63.84	135.12	85.12	270.24	170.24	675.60	425.60	1,351.20	851.20	6,756.00	4,256.00	13,512.00	8,512.00	6.31%
	Jan. thru Apr.	69.04	44.04	103.56	66.06	138.08	88.08	276.16	176.16	690.40	440.40	1,380.80	880.80	6,904.00	4,404.00	13,808.00	8,808.00	6.45%

MAY 2000

INSIST ON PROPER IDENTIFICATION.

Series EE

SERIES EE - REDEMPTION VALUES AND INTEREST EARNED AMOUNTS BY DENOMINATION

MAY 2000

ISSUE YEAR	ISSUE MONTHS	\$50		\$75		\$100		\$200		\$500		\$1,000		\$5,000		\$10,000		YIELD FROM ISSUE
		REDEMP. VALUE	INTEREST EARNED	REDEMP. VALUE	INTEREST EARNED	REDEMP. VALUE	INTEREST EARNED	REDEMP. VALUE	INTEREST EARNED	REDEMP. VALUE	INTEREST EARNED	REDEMP. VALUE	INTEREST EARNED	REDEMP. VALUE	INTEREST EARNED	REDEMP. VALUE	INTEREST EARNED	
1983	Dec.	69.04	44.04	103.56	66.06	138.08	88.08	276.16	176.16	690.40	440.40	1,380.80	880.80	6,904.00	4,404.00	13,808.00	8,808.00	6.45%
	Nov.	70.70	45.70	106.05	68.55	141.40	91.40	282.80	182.80	707.00	457.00	1,414.00	914.00	7,070.00	4,570.00	14,140.00	9,140.00	6.40%
	June thru Oct.	72.08	47.08	108.12	70.62	144.16	94.16	288.32	188.32	720.80	470.80	1,441.60	941.60	7,208.00	4,708.00	14,416.00	9,416.00	6.52%
	May	73.82	48.82	110.73	73.23	147.64	97.64	295.28	195.28	738.20	488.20	1,476.40	976.40	7,382.00	4,882.00	14,764.00	9,764.00	6.47%
	Mar. thru Apr.	76.02	51.02	114.03	76.53	152.04	102.04	304.08	204.08	760.20	510.20	1,520.40	1,020.40	7,602.00	5,102.00	15,204.00	10,204.00	6.65%
	Jan. thru Feb.	79.00	54.00	118.50	81.00	158.00	108.00	316.00	216.00	790.00	540.00	1,580.00	1,080.00	7,900.00	5,400.00	15,800.00	10,800.00	6.88%
1982	Dec.	79.00	54.00	118.50	81.00	158.00	108.00	316.00	216.00	790.00	540.00	1,580.00	1,080.00	7,900.00	5,400.00	15,800.00	10,800.00	6.88%
	Nov.	81.36	56.36	122.04	84.54	162.72	112.72	325.44	225.44	813.60	563.60	1,627.20	1,127.20	8,136.00	5,636.00	16,272.00	11,272.00	6.86%
	June thru Oct.	88.66	63.66	132.99	95.49	177.32	127.32	354.64	254.64	886.60	636.60	1,773.20	1,273.20	8,866.00	6,366.00	17,732.00	12,732.00	7.37%
	Jan. thru May	91.32	66.32	136.98	99.48	182.64	132.64	365.28	265.28	913.20	663.20	1,826.40	1,326.40	9,132.00	6,632.00	18,264.00	13,264.00	7.33%
1981	Dec.	91.32	66.32	136.98	99.48	182.64	132.64	365.28	265.28	913.20	663.20	1,826.40	1,326.40	9,132.00	6,632.00	18,264.00	13,264.00	7.33%
	June thru Nov.	93.16	68.16	139.74	102.24	186.32	136.32	372.64	272.64	931.60	681.60	1,863.20	1,363.20	9,316.00	6,816.00	18,632.00	13,632.00	7.24%
	May	95.02	70.02	142.53	105.03	190.04	140.04	380.08	280.08	950.20	700.20	1,900.40	1,400.40	9,502.00	7,002.00	19,004.00	14,004.00	7.15%
	Jan. thru Apr.	99.24	74.24	148.86	111.36	198.48	148.48	396.96	296.96	992.40	742.40	1,984.80	1,484.80	9,924.00	7,424.00	19,848.00	14,848.00	7.39%
1980	Dec.	99.24	74.24	148.86	111.36	198.48	148.48	396.96	296.96	992.40	742.40	1,984.80	1,484.80	9,924.00	7,424.00	19,848.00	14,848.00	7.39%
	Nov.	101.24	76.24	151.86	114.36	202.48	152.48	404.96	304.96	1,012.40	762.40	2,024.80	1,524.80	10,124.00	7,624.00	20,248.00	15,248.00	7.30%
	June thru Oct.	107.24	82.24	160.86	123.36	214.48	164.48	428.96	328.96	1,072.40	822.40	2,144.80	1,644.80	10,724.00	8,224.00	21,448.00	16,448.00	7.61%
	May	110.46	85.46	165.69	128.19	220.92	170.92	441.84	341.84	1,104.60	854.60	2,209.20	1,709.20	11,046.00	8,546.00	22,092.00	17,092.00	7.57%
	Jan. thru Apr.	109.38	84.38	164.07	126.57	218.76	168.76	437.52	337.52	1,093.80	843.80	2,187.60	1,687.60	10,938.00	8,438.00	21,876.00	16,876.00	7.52%

INTEREST EARNED:

ELIGIBLE FOR SPECIAL TAX EXEMPTION (BEGINNING 1990)

NOT ELIGIBLE FOR SPECIAL TAX EXEMPTION

MAY 2000

INSIST ON PROPER IDENTIFICATION.

Series EE

SERIES EE - REDEMPTION VALUES AND INTEREST EARNED AMOUNTS BY DENOMINATION

JUNE 2000

ISSUE YEAR	ISSUE MONTHS	\$50		\$75		\$100		\$200		\$500		\$1,000		\$5,000		\$10,000		YIELD FROM ISSUE
		REDEMP. VALUE	INTEREST EARNED	REDEMP. VALUE	INTEREST EARNED	REDEMP. VALUE	INTEREST EARNED	REDEMP. VALUE	INTEREST EARNED	REDEMP. VALUE	INTEREST EARNED	REDEMP. VALUE	INTEREST EARNED	REDEMP. VALUE	INTEREST EARNED	REDEMP. VALUE	INTEREST EARNED	
2000	Jan. thru June	Not eligible for payment																
1999	Dec.	25.32	0.32	37.98	0.48	50.64	0.64	101.28	1.28	253.20	3.20	506.40	6.40	2,532.00	32.00	5,064.00	64.00	2.56%
	Nov.	25.44	0.44	38.16	0.66	50.88	0.88	101.76	1.76	254.40	4.40	508.80	8.80	2,544.00	44.00	5,088.00	88.00	3.01%
	Oct.	25.44	0.44	38.16	0.66	50.88	0.88	101.76	1.76	254.40	4.40	508.80	8.80	2,544.00	44.00	5,088.00	88.00	2.63%
	Sep.	25.54	0.54	38.31	0.81	51.08	1.08	102.16	2.16	255.40	5.40	510.80	10.80	2,554.00	54.00	5,108.00	108.00	2.87%
	Aug.	25.64	0.64	38.46	0.96	51.28	1.28	102.56	2.56	256.40	6.40	512.80	12.80	2,564.00	64.00	5,128.00	128.00	3.06%
	July	25.76	0.76	38.64	1.14	51.52	1.52	103.04	3.04	257.60	7.60	515.20	15.20	2,576.00	76.00	5,152.00	152.00	3.29%
	June	25.86	0.86	38.79	1.29	51.72	1.72	103.44	3.44	258.60	8.60	517.20	17.20	2,586.00	86.00	5,172.00	172.00	3.41%
	May	25.98	0.98	38.97	1.47	51.96	1.96	103.92	3.92	259.80	9.80	519.60	19.60	2,598.00	98.00	5,196.00	196.00	3.58%
	Apr.	26.04	1.04	39.06	1.56	52.08	2.08	104.16	4.16	260.40	10.40	520.80	20.80	2,604.00	104.00	5,208.00	208.00	3.52%
	Mar.	26.14	1.14	39.21	1.71	52.28	2.28	104.56	4.56	261.40	11.40	522.80	22.80	2,614.00	114.00	5,228.00	228.00	3.60%
	Feb.	26.26	1.26	39.39	1.89	52.52	2.52	105.04	5.04	262.60	12.60	525.20	25.20	2,626.00	126.00	5,252.00	252.00	3.72%
Jan.	26.36	1.36	39.54	2.04	52.72	2.72	105.44	5.44	263.60	13.60	527.20	27.20	2,636.00	136.00	5,272.00	272.00	3.77%	
1998	Dec.	26.48	1.48	39.72	2.22	52.96	2.96	105.92	5.92	264.80	14.80	529.60	29.60	2,648.00	148.00	5,296.00	296.00	3.87%
	Nov.	26.60	1.60	39.90	2.40	53.20	3.20	106.40	6.40	266.00	16.00	532.00	32.00	2,660.00	160.00	5,320.00	320.00	3.96%
	Oct.	26.70	1.70	40.05	2.55	53.40	3.40	106.80	6.80	267.00	17.00	534.00	34.00	2,670.00	170.00	5,340.00	340.00	3.99%
	Sep.	26.78	1.78	40.17	2.67	53.56	3.56	107.12	7.12	267.80	17.80	535.60	35.60	2,678.00	178.00	5,356.00	356.00	3.97%
	Aug.	26.90	1.90	40.35	2.85	53.80	3.80	107.60	7.60	269.00	19.00	538.00	38.00	2,690.00	190.00	5,380.00	380.00	4.04%
	July	27.00	2.00	40.50	3.00	54.00	4.00	108.00	8.00	270.00	20.00	540.00	40.00	2,700.00	200.00	5,400.00	400.00	4.06%
	June	27.12	2.12	40.68	3.18	54.24	4.24	108.48	8.48	271.20	21.20	542.40	42.40	2,712.00	212.00	5,424.00	424.00	4.11%
	May	27.24	2.24	40.86	3.36	54.48	4.48	108.96	8.96	272.40	22.40	544.80	44.80	2,724.00	224.00	5,448.00	448.00	4.16%
	Apr.	27.44	2.44	41.16	3.66	54.88	4.88	109.76	9.76	274.40	24.40	548.80	48.80	2,744.00	244.00	5,488.00	488.00	4.34%
	Mar.	27.54	2.54	41.31	3.81	55.08	5.08	110.16	10.16	275.40	25.40	550.80	50.80	2,754.00	254.00	5,508.00	508.00	4.35%
	Feb.	27.66	2.66	41.49	3.99	55.32	5.32	110.64	10.64	276.60	26.60	553.20	53.20	2,766.00	266.00	5,532.00	532.00	4.38%
Jan.	27.78	2.78	41.67	4.17	55.56	5.56	111.12	11.12	277.80	27.80	555.60	55.60	2,778.00	278.00	5,556.00	556.00	4.41%	

JUNE 2000

INSIST ON PROPER IDENTIFICATION.

Series EE

SERIES EE - REDEMPTION VALUES AND INTEREST EARNED AMOUNTS BY DENOMINATION

JUNE 2000

ISSUE YEAR	ISSUE MONTHS	\$50		\$75		\$100		\$200		\$500		\$1,000		\$5,000		\$10,000		YIELD FROM ISSUE
		REDEMP. VALUE	INTEREST EARNED	REDEMP. VALUE	INTEREST EARNED	REDEMP. VALUE	INTEREST EARNED	REDEMP. VALUE	INTEREST EARNED	REDEMP. VALUE	INTEREST EARNED	REDEMP. VALUE	INTEREST EARNED	REDEMP. VALUE	INTEREST EARNED	REDEMP. VALUE	INTEREST EARNED	
1997	Dec.	27.90	2.90	41.85	4.35	55.80	5.80	111.60	11.60	279.00	29.00	558.00	58.00	2,790.00	290.00	5,580.00	580.00	4.44%
	Nov.	28.02	3.02	42.03	4.53	56.04	6.04	112.08	12.08	280.20	30.20	560.40	60.40	2,802.00	302.00	5,604.00	604.00	4.46%
	Oct.	28.22	3.22	42.33	4.83	56.44	6.44	112.88	12.88	282.20	32.20	564.40	64.40	2,822.00	322.00	5,644.00	644.00	4.60%
	Sep.	28.32	3.32	42.48	4.98	56.64	6.64	113.28	13.28	283.20	33.20	566.40	66.40	2,832.00	332.00	5,664.00	664.00	4.59%
	Aug.	28.44	3.44	42.66	5.16	56.88	6.88	113.76	13.76	284.40	34.40	568.80	68.80	2,844.00	344.00	5,688.00	688.00	4.60%
	July	28.56	3.56	42.84	5.34	57.12	7.12	114.24	14.24	285.60	35.60	571.20	71.20	2,856.00	356.00	5,712.00	712.00	4.62%
	June	28.68	3.68	43.02	5.52	57.36	7.36	114.72	14.72	286.80	36.80	573.60	73.60	2,868.00	368.00	5,736.00	736.00	4.63%
	May	28.80	3.80	43.20	5.70	57.60	7.60	115.20	15.20	288.00	38.00	576.00	76.00	2,880.00	380.00	5,760.00	760.00	4.64%
	Jan. thru Apr.	28.46	3.46	42.69	5.19	56.92	6.92	113.84	13.84	284.60	34.60	569.20	69.20	2,846.00	346.00	5,692.00	692.00	4.37%
1996	Nov. thru Dec.	29.08	4.08	43.62	6.12	58.16	8.16	116.32	16.32	290.80	40.80	581.60	81.60	2,908.00	408.00	5,816.00	816.00	4.37%
	July thru Oct.	29.06	4.06	43.59	6.09	58.12	8.12	116.24	16.24	290.60	40.60	581.20	81.20	2,906.00	406.00	5,812.00	812.00	4.35%
	May thru June	29.70	4.70	44.55	7.05	59.40	9.40	118.80	18.80	297.00	47.00	594.00	94.00	2,970.00	470.00	5,940.00	940.00	4.35%
	Jan. thru Apr.	29.78	4.78	44.67	7.17	59.56	9.56	119.12	19.12	297.80	47.80	595.60	95.60	2,978.00	478.00	5,956.00	956.00	4.42%
1995	Nov. thru Dec.	30.42	5.42	45.63	8.13	60.84	10.84	121.68	21.68	304.20	54.20	608.40	108.40	3,042.00	542.00	6,084.00	1,084.00	4.41%
	July thru Oct.	30.54	5.54	45.81	8.31	61.08	11.08	122.16	22.16	305.40	55.40	610.80	110.80	3,054.00	554.00	6,108.00	1,108.00	4.50%
	May thru June	31.20	6.20	46.80	9.30	62.40	12.40	124.80	24.80	312.00	62.00	624.00	124.00	3,120.00	620.00	6,240.00	1,240.00	4.48%
	Jan. thru Apr.	32.26	7.26	48.39	10.89	64.52	14.52	129.04	29.04	322.60	72.60	645.20	145.20	3,226.00	726.00	6,452.00	1,452.00	5.16%
1994	Nov. thru Dec.	33.06	8.06	49.59	12.09	66.12	16.12	132.24	32.24	330.60	80.60	661.20	161.20	3,306.00	806.00	6,612.00	1,612.00	5.15%
	July thru Oct.	33.02	8.02	49.53	12.03	66.04	16.04	132.08	32.08	330.20	80.20	660.40	160.40	3,302.00	802.00	6,604.00	1,604.00	5.12%
	May thru June	33.82	8.82	50.73	13.23	67.64	17.64	135.28	35.28	338.20	88.20	676.40	176.40	3,382.00	882.00	6,764.00	1,764.00	5.10%
	Jan. thru Apr.	33.74	8.74	50.61	13.11	67.48	17.48	134.96	34.96	337.40	87.40	674.80	174.80	3,374.00	874.00	6,748.00	1,748.00	5.06%
1993	Nov. thru Dec.	34.56	9.56	51.84	14.34	69.12	19.12	138.24	38.24	345.60	95.60	691.20	191.20	3,456.00	956.00	6,912.00	1,912.00	5.04%
	July thru Oct.	34.54	9.54	51.81	14.31	69.08	19.08	138.16	38.16	345.40	95.40	690.80	190.80	3,454.00	954.00	6,908.00	1,908.00	5.04%
	May thru June	35.38	10.38	53.07	15.57	70.76	20.76	141.52	41.52	353.80	103.80	707.60	207.60	3,538.00	1,038.00	7,076.00	2,076.00	5.02%
	Mar. thru Apr.	35.40	10.40	53.10	15.60	70.80	20.80	141.60	41.60	354.00	104.00	708.00	208.00	3,540.00	1,040.00	7,080.00	2,080.00	5.03%
	Jan. thru Feb.	37.82	12.82	56.73	19.23	75.64	25.64	151.28	51.28	378.20	128.20	756.40	256.40	3,782.00	1,282.00	7,564.00	2,564.00	6.00%
1992	July thru Dec.	38.96	13.96	58.44	20.94	77.92	27.92	155.84	55.84	389.60	139.60	779.20	279.20	3,896.00	1,396.00	7,792.00	2,792.00	6.00%
	Jan. thru June	40.12	15.12	60.18	22.68	80.24	30.24	160.48	60.48	401.20	151.20	802.40	302.40	4,012.00	1,512.00	8,024.00	3,024.00	6.00%
1991	July thru Dec.	41.34	16.34	62.01	24.51	82.68	32.68	165.36	65.36	413.40	163.40	826.80	326.80	4,134.00	1,634.00	8,268.00	3,268.00	6.01%
	Jan. thru June	42.58	17.58	63.87	26.37	85.16	35.16	170.32	70.32	425.80	175.80	851.60	351.60	4,258.00	1,758.00	8,516.00	3,516.00	6.01%
1990	July thru Dec.	43.84	18.84	65.76	28.26	87.68	37.68	175.36	75.36	438.40	188.40	876.80	376.80	4,384.00	1,884.00	8,768.00	3,768.00	6.00%
	Jan. thru June	45.16	20.16	67.74	30.24	90.32	40.32	180.64	80.64	451.60	201.60	903.20	403.20	4,516.00	2,016.00	9,032.00	4,032.00	6.00%

JUNE 2000

INSIST ON PROPER IDENTIFICATION.

Series EE

SERIES EE - REDEMPTION VALUES AND INTEREST EARNED AMOUNTS BY DENOMINATION

JUNE 2000

ISSUE YEAR	ISSUE MONTHS	\$50		\$75		\$100		\$200		\$500		\$1,000		\$5,000		\$10,000		YIELD FROM ISSUE
		REDEMP. VALUE	INTEREST EARNED	REDEMP. VALUE	INTEREST EARNED	REDEMP. VALUE	INTEREST EARNED	REDEMP. VALUE	INTEREST EARNED	REDEMP. VALUE	INTEREST EARNED	REDEMP. VALUE	INTEREST EARNED	REDEMP. VALUE	INTEREST EARNED	REDEMP. VALUE	INTEREST EARNED	
PROCEEDS FROM SERIES EE SAVINGS BONDS WITH ISSUE DATES BEGINNING JANUARY 1990 MAY BE ELIGIBLE FOR SPECIAL TAX EXEMPTION WHEN USED FOR POST SECONDARY EDUCATION - SEE BACK COVER																		
1989	July thru Dec.	46.52	21.52	69.78	32.28	93.04	43.04	186.08	86.08	465.20	215.20	930.40	430.40	4,652.00	2,152.00	9,304.00	4,304.00	6.00%
	Jan. thru June	47.92	22.92	71.88	34.38	95.84	45.84	191.68	91.68	479.20	229.20	958.40	458.40	4,792.00	2,292.00	9,584.00	4,584.00	6.00%
1988	July thru Dec.	49.34	24.34	74.01	36.51	98.68	48.68	197.36	97.36	493.40	243.40	986.80	486.80	4,934.00	2,434.00	9,868.00	4,868.00	6.00%
	Jan. thru June	50.82	25.82	76.23	38.73	101.64	51.64	203.28	103.28	508.20	258.20	1,016.40	516.40	5,082.00	2,582.00	10,164.00	5,164.00	6.00%
1987	July thru Dec.	51.84	26.84	77.76	40.26	103.68	53.68	207.36	107.36	518.40	268.40	1,036.80	536.80	5,184.00	2,684.00	10,368.00	5,368.00	5.92%
	Jan. thru June	52.88	27.88	79.32	41.82	105.76	55.76	211.52	111.52	528.80	278.80	1,057.60	557.60	5,288.00	2,788.00	10,576.00	5,576.00	5.85%
1986	Nov. thru Dec.	53.96	28.96	80.94	43.44	107.92	57.92	215.84	115.84	539.60	289.60	1,079.20	579.20	5,396.00	2,896.00	10,792.00	5,792.00	5.78%
	July thru Oct.	60.00	35.00	90.00	52.50	120.00	70.00	240.00	140.00	600.00	350.00	1,200.00	700.00	6,000.00	3,500.00	12,000.00	7,000.00	6.59%
	Jan. thru June	61.20	36.20	91.80	54.30	122.40	72.40	244.80	144.80	612.00	362.00	1,224.00	724.00	6,120.00	3,620.00	12,240.00	7,240.00	6.50%
1985	July thru Dec.	62.42	37.42	93.63	56.13	124.84	74.84	249.68	149.68	624.20	374.20	1,248.40	748.40	6,242.00	3,742.00	12,484.00	7,484.00	6.41%
	Jan. thru June	63.66	38.66	95.49	57.99	127.32	77.32	254.64	154.64	636.60	386.60	1,273.20	773.20	6,366.00	3,866.00	12,732.00	7,732.00	6.33%
1984	Nov. thru Dec.	64.94	39.94	97.41	59.91	129.88	79.88	259.76	159.76	649.40	399.40	1,298.80	798.80	6,494.00	3,994.00	12,988.00	7,988.00	6.25%
	July thru Oct.	65.88	40.88	98.82	61.32	131.76	81.76	263.52	163.52	658.80	408.80	1,317.60	817.60	6,588.00	4,088.00	13,176.00	8,176.00	6.35%
	May thru June	67.56	42.56	101.34	63.84	135.12	85.12	270.24	170.24	675.60	425.60	1,351.20	851.20	6,756.00	4,256.00	13,512.00	8,512.00	6.31%
	Jan. thru Apr.	69.04	44.04	103.56	66.06	138.08	88.08	276.16	176.16	690.40	440.40	1,380.80	880.80	6,904.00	4,404.00	13,808.00	8,808.00	6.45%
1983	Nov. thru Dec.	70.70	45.70	106.05	68.55	141.40	91.40	282.80	182.80	707.00	457.00	1,414.00	914.00	7,070.00	4,570.00	14,140.00	9,140.00	6.40%
	July thru Oct.	72.08	47.08	108.12	70.62	144.16	94.16	288.32	188.32	720.80	470.80	1,441.60	941.60	7,208.00	4,708.00	14,416.00	9,416.00	6.52%
	May thru June	73.82	48.82	110.73	73.23	147.64	97.64	295.28	195.28	738.20	488.20	1,476.40	976.40	7,382.00	4,882.00	14,764.00	9,764.00	6.47%
	Mar. thru Apr.	76.02	51.02	114.03	76.53	152.04	102.04	304.08	204.08	760.20	510.20	1,520.40	1,020.40	7,602.00	5,102.00	15,204.00	10,204.00	6.65%
	Jan. thru Feb.	79.00	54.00	118.50	81.00	158.00	108.00	316.00	216.00	790.00	540.00	1,580.00	1,080.00	7,900.00	5,400.00	15,800.00	10,800.00	6.88%
1982	Nov. thru Dec.	81.36	56.36	122.04	84.54	162.72	112.72	325.44	225.44	813.60	563.60	1,627.20	1,127.20	8,136.00	5,636.00	16,272.00	11,272.00	6.86%
	July thru Oct.	88.66	63.66	132.99	95.49	177.32	127.32	354.64	254.64	886.60	636.60	1,773.20	1,273.20	8,866.00	6,366.00	17,732.00	12,732.00	7.37%
	Jan. thru June	91.32	66.32	136.98	99.48	182.64	132.64	365.28	265.28	913.20	663.20	1,826.40	1,326.40	9,132.00	6,632.00	18,264.00	13,264.00	7.33%
1981	July thru Dec.	93.16	68.16	139.74	102.24	186.32	136.32	372.64	272.64	931.60	681.60	1,863.20	1,363.20	9,316.00	6,816.00	18,632.00	13,632.00	7.24%
	May thru June	95.02	70.02	142.53	105.03	190.04	140.04	380.08	280.08	950.20	700.20	1,900.40	1,400.40	9,502.00	7,002.00	19,004.00	14,004.00	7.15%
	Jan. thru Apr.	99.24	74.24	148.86	111.36	198.48	148.48	396.96	296.96	992.40	742.40	1,984.80	1,484.80	9,924.00	7,424.00	19,848.00	14,848.00	7.39%

JUNE 2000

INSIST ON PROPER IDENTIFICATION.

Series EE

SERIES EE - REDEMPTION VALUES AND INTEREST EARNED AMOUNTS BY DENOMINATION

JUNE 2000

ISSUE YEAR	ISSUE MONTHS	\$50		\$75		\$100		\$200		\$500		\$1,000		\$5,000		\$10,000		YIELD FROM ISSUE
		REDEMP. VALUE	INTEREST EARNED	REDEMP. VALUE	INTEREST EARNED	REDEMP. VALUE	INTEREST EARNED	REDEMP. VALUE	INTEREST EARNED	REDEMP. VALUE	INTEREST EARNED	REDEMP. VALUE	INTEREST EARNED	REDEMP. VALUE	INTEREST EARNED	REDEMP. VALUE	INTEREST EARNED	
1980	Nov. thru Dec.	101.24	76.24	151.86	114.36	202.48	152.48	404.96	304.96	1,012.40	762.40	2,024.80	1,524.80	10,124.00	7,624.00	20,248.00	15,248.00	7.30%
	July thru Oct.	107.24	82.24	160.86	123.36	214.48	164.48	428.96	328.96	1,072.40	822.40	2,144.80	1,644.80	10,724.00	8,224.00	21,448.00	16,448.00	7.61%
	May thru June	110.46	85.46	165.69	128.19	220.92	170.92	441.84	341.84	1,104.60	854.60	2,209.20	1,709.20	11,046.00	8,546.00	22,092.00	17,092.00	7.57%
	Jan. thru Apr.	109.38	84.38	164.07	126.57	218.76	168.76	437.52	337.52	1,093.80	843.80	2,187.60	1,687.60	10,938.00	8,438.00	21,876.00	16,876.00	7.52%

INTEREST EARNED:

ELIGIBLE FOR SPECIAL TAX EXEMPTION (BEGINNING 1990)

NOT ELIGIBLE FOR SPECIAL TAX EXEMPTION

JUNE 2000

INSIST ON PROPER IDENTIFICATION.

Series EE

SERIES EE - REDEMPTION VALUES AND INTEREST EARNED AMOUNTS BY DENOMINATION

JULY 2000

ISSUE YEAR	ISSUE MONTHS	\$50		\$75		\$100		\$200		\$500		\$1,000		\$5,000		\$10,000		YIELD FROM ISSUE
		REDEMP. VALUE	INTEREST EARNED	REDEMP. VALUE	INTEREST EARNED	REDEMP. VALUE	INTEREST EARNED	REDEMP. VALUE	INTEREST EARNED	REDEMP. VALUE	INTEREST EARNED	REDEMP. VALUE	INTEREST EARNED	REDEMP. VALUE	INTEREST EARNED	REDEMP. VALUE	INTEREST EARNED	
2000	Feb. thru July	Not eligible for payment																
	Jan.	25.32	0.32	37.98	0.48	50.64	0.64	101.28	1.28	253.20	3.20	506.40	6.40	2,532.00	32.00	5,064.00	64.00	2.56%
1999	Dec.	25.44	0.44	38.16	0.66	50.88	0.88	101.76	1.76	254.40	4.40	508.80	8.80	2,544.00	44.00	5,088.00	88.00	3.01%
	Nov.	25.54	0.54	38.31	0.81	51.08	1.08	102.16	2.16	255.40	5.40	510.80	10.80	2,554.00	54.00	5,108.00	108.00	3.23%
	Oct.	25.54	0.54	38.31	0.81	51.08	1.08	102.16	2.16	255.40	5.40	510.80	10.80	2,554.00	54.00	5,108.00	108.00	2.87%
	Sep.	25.64	0.64	38.46	0.96	51.28	1.28	102.56	2.56	256.40	6.40	512.80	12.80	2,564.00	64.00	5,128.00	128.00	3.06%
	Aug.	25.76	0.76	38.64	1.14	51.52	1.52	103.04	3.04	257.60	7.60	515.20	15.20	2,576.00	76.00	5,152.00	152.00	3.29%
	July	25.86	0.86	38.79	1.29	51.72	1.72	103.44	3.44	258.60	8.60	517.20	17.20	2,586.00	86.00	5,172.00	172.00	3.41%
	June	25.98	0.98	38.97	1.47	51.96	1.96	103.92	3.92	259.80	9.80	519.60	19.60	2,598.00	98.00	5,196.00	196.00	3.58%
	May	26.10	1.10	39.15	1.65	52.20	2.20	104.40	4.40	261.00	11.00	522.00	22.00	2,610.00	110.00	5,220.00	220.00	3.73%
	Apr.	26.14	1.14	39.21	1.71	52.28	2.28	104.56	4.56	261.40	11.40	522.80	22.80	2,614.00	114.00	5,228.00	228.00	3.60%
	Mar.	26.26	1.26	39.39	1.89	52.52	2.52	105.04	5.04	262.60	12.60	525.20	25.20	2,626.00	126.00	5,252.00	252.00	3.72%
	Feb.	26.36	1.36	39.54	2.04	52.72	2.72	105.44	5.44	263.60	13.60	527.20	27.20	2,636.00	136.00	5,272.00	272.00	3.77%
Jan.	26.48	1.48	39.72	2.22	52.96	2.96	105.92	5.92	264.80	14.80	529.60	29.60	2,648.00	148.00	5,296.00	296.00	3.87%	
1998	Dec.	26.60	1.60	39.90	2.40	53.20	3.20	106.40	6.40	266.00	16.00	532.00	32.00	2,660.00	160.00	5,320.00	320.00	3.96%
	Nov.	26.70	1.70	40.05	2.55	53.40	3.40	106.80	6.80	267.00	17.00	534.00	34.00	2,670.00	170.00	5,340.00	340.00	3.99%
	Oct.	26.78	1.78	40.17	2.67	53.56	3.56	107.12	7.12	267.80	17.80	535.60	35.60	2,678.00	178.00	5,356.00	356.00	3.97%
	Sep.	26.90	1.90	40.35	2.85	53.80	3.80	107.60	7.60	269.00	19.00	538.00	38.00	2,690.00	190.00	5,380.00	380.00	4.04%
	Aug.	27.00	2.00	40.50	3.00	54.00	4.00	108.00	8.00	270.00	20.00	540.00	40.00	2,700.00	200.00	5,400.00	400.00	4.06%
	July	27.12	2.12	40.68	3.18	54.24	4.24	108.48	8.48	271.20	21.20	542.40	42.40	2,712.00	212.00	5,424.00	424.00	4.11%
	June	27.24	2.24	40.86	3.36	54.48	4.48	108.96	8.96	272.40	22.40	544.80	44.80	2,724.00	224.00	5,448.00	448.00	4.16%
	May	27.36	2.36	41.04	3.54	54.72	4.72	109.44	9.44	273.60	23.60	547.20	47.20	2,736.00	236.00	5,472.00	472.00	4.21%
	Apr.	27.54	2.54	41.31	3.81	55.08	5.08	110.16	10.16	275.40	25.40	550.80	50.80	2,754.00	254.00	5,508.00	508.00	4.35%
	Mar.	27.66	2.66	41.49	3.99	55.32	5.32	110.64	10.64	276.60	26.60	553.20	53.20	2,766.00	266.00	5,532.00	532.00	4.38%
	Feb.	27.78	2.78	41.67	4.17	55.56	5.56	111.12	11.12	277.80	27.80	555.60	55.60	2,778.00	278.00	5,556.00	556.00	4.41%
Jan.	27.90	2.90	41.85	4.35	55.80	5.80	111.60	11.60	279.00	29.00	558.00	58.00	2,790.00	290.00	5,580.00	580.00	4.44%	

JULY 2000

INSIST ON PROPER IDENTIFICATION.

Series EE

SERIES EE - REDEMPTION VALUES AND INTEREST EARNED AMOUNTS BY DENOMINATION

JULY 2000

ISSUE YEAR	ISSUE MONTHS	\$50		\$75		\$100		\$200		\$500		\$1,000		\$5,000		\$10,000		YIELD FROM ISSUE
		REDEMP. VALUE	INTEREST EARNED	REDEMP. VALUE	INTEREST EARNED	REDEMP. VALUE	INTEREST EARNED	REDEMP. VALUE	INTEREST EARNED	REDEMP. VALUE	INTEREST EARNED	REDEMP. VALUE	INTEREST EARNED	REDEMP. VALUE	INTEREST EARNED	REDEMP. VALUE	INTEREST EARNED	
1997	Dec.	28.02	3.02	42.03	4.53	56.04	6.04	112.08	12.08	280.20	30.20	560.40	60.40	2,802.00	302.00	5,604.00	604.00	4.46%
	Nov.	28.14	3.14	42.21	4.71	56.28	6.28	112.56	12.56	281.40	31.40	562.80	62.80	2,814.00	314.00	5,628.00	628.00	4.49%
	Oct.	28.32	3.32	42.48	4.98	56.64	6.64	113.28	13.28	283.20	33.20	566.40	66.40	2,832.00	332.00	5,664.00	664.00	4.59%
	Sep.	28.44	3.44	42.66	5.16	56.88	6.88	113.76	13.76	284.40	34.40	568.80	68.80	2,844.00	344.00	5,688.00	688.00	4.60%
	Aug.	28.56	3.56	42.84	5.34	57.12	7.12	114.24	14.24	285.60	35.60	571.20	71.20	2,856.00	356.00	5,712.00	712.00	4.62%
	July	28.68	3.68	43.02	5.52	57.36	7.36	114.72	14.72	286.80	36.80	573.60	73.60	2,868.00	368.00	5,736.00	736.00	4.63%
	June	28.80	3.80	43.20	5.70	57.60	7.60	115.20	15.20	288.00	38.00	576.00	76.00	2,880.00	380.00	5,760.00	760.00	4.64%
	May	28.94	3.94	43.41	5.91	57.88	7.88	115.76	15.76	289.40	39.40	578.80	78.80	2,894.00	394.00	5,788.00	788.00	4.68%
	Feb. thru Apr.	28.46	3.46	42.69	5.19	56.92	6.92	113.84	13.84	284.60	34.60	569.20	69.20	2,846.00	346.00	5,692.00	692.00	4.37%
	Jan.	29.08	4.08	43.62	6.12	58.16	8.16	116.32	16.32	290.80	40.80	581.60	81.60	2,908.00	408.00	5,816.00	816.00	4.37%
1996	Nov. thru Dec.	29.08	4.08	43.62	6.12	58.16	8.16	116.32	16.32	290.80	40.80	581.60	81.60	2,908.00	408.00	5,816.00	816.00	4.37%
	Aug. thru Oct.	29.06	4.06	43.59	6.09	58.12	8.12	116.24	16.24	290.60	40.60	581.20	81.20	2,906.00	406.00	5,812.00	812.00	4.35%
	May thru July	29.70	4.70	44.55	7.05	59.40	9.40	118.80	18.80	297.00	47.00	594.00	94.00	2,970.00	470.00	5,940.00	940.00	4.35%
	Feb. thru Apr.	29.78	4.78	44.67	7.17	59.56	9.56	119.12	19.12	297.80	47.80	595.60	95.60	2,978.00	478.00	5,956.00	956.00	4.42%
	Jan.	30.42	5.42	45.63	8.13	60.84	10.84	121.68	21.68	304.20	54.20	608.40	108.40	3,042.00	542.00	6,084.00	1,084.00	4.41%
1995	Nov. thru Dec.	30.42	5.42	45.63	8.13	60.84	10.84	121.68	21.68	304.20	54.20	608.40	108.40	3,042.00	542.00	6,084.00	1,084.00	4.41%
	Aug. thru Oct.	30.54	5.54	45.81	8.31	61.08	11.08	122.16	22.16	305.40	55.40	610.80	110.80	3,054.00	554.00	6,108.00	1,108.00	4.50%
	May thru July	31.20	6.20	46.80	9.30	62.40	12.40	124.80	24.80	312.00	62.00	624.00	124.00	3,120.00	620.00	6,240.00	1,240.00	4.48%
	Feb. thru Apr.	32.26	7.26	48.39	10.89	64.52	14.52	129.04	29.04	322.60	72.60	645.20	145.20	3,226.00	726.00	6,452.00	1,452.00	5.16%
	Jan.	33.06	8.06	49.59	12.09	66.12	16.12	132.24	32.24	330.60	80.60	661.20	161.20	3,306.00	806.00	6,612.00	1,612.00	5.15%
1994	Nov. thru Dec.	33.06	8.06	49.59	12.09	66.12	16.12	132.24	32.24	330.60	80.60	661.20	161.20	3,306.00	806.00	6,612.00	1,612.00	5.15%
	Aug. thru Oct.	33.02	8.02	49.53	12.03	66.04	16.04	132.08	32.08	330.20	80.20	660.40	160.40	3,302.00	802.00	6,604.00	1,604.00	5.12%
	May thru July	33.82	8.82	50.73	13.23	67.64	17.64	135.28	35.28	338.20	88.20	676.40	176.40	3,382.00	882.00	6,764.00	1,764.00	5.10%
	Feb. thru Apr.	33.74	8.74	50.61	13.11	67.48	17.48	134.96	34.96	337.40	87.40	674.80	174.80	3,374.00	874.00	6,748.00	1,748.00	5.06%
	Jan.	34.56	9.56	51.84	14.34	69.12	19.12	138.24	38.24	345.60	95.60	691.20	191.20	3,456.00	956.00	6,912.00	1,912.00	5.04%
1993	Nov. thru Dec.	34.56	9.56	51.84	14.34	69.12	19.12	138.24	38.24	345.60	95.60	691.20	191.20	3,456.00	956.00	6,912.00	1,912.00	5.04%
	Aug. thru Oct.	34.54	9.54	51.81	14.31	69.08	19.08	138.16	38.16	345.40	95.40	690.80	190.80	3,454.00	954.00	6,908.00	1,908.00	5.04%
	May thru July	35.38	10.38	53.07	15.57	70.76	20.76	141.52	41.52	353.80	103.80	707.60	207.60	3,538.00	1,038.00	7,076.00	2,076.00	5.02%
	Mar. thru Apr.	35.40	10.40	53.10	15.60	70.80	20.80	141.60	41.60	354.00	104.00	708.00	208.00	3,540.00	1,040.00	7,080.00	2,080.00	5.03%
	Feb.	37.82	12.82	56.73	19.23	75.64	25.64	151.28	51.28	378.20	128.20	756.40	256.40	3,782.00	1,282.00	7,564.00	2,564.00	6.00%
	Jan.	38.96	13.96	58.44	20.94	77.92	27.92	155.84	55.84	389.60	139.60	779.20	279.20	3,896.00	1,396.00	7,792.00	2,792.00	6.00%

JULY 2000

INSIST ON PROPER IDENTIFICATION.

Series EE

SERIES EE - REDEMPTION VALUES AND INTEREST EARNED AMOUNTS BY DENOMINATION

JULY 2000

ISSUE YEAR	ISSUE MONTHS	\$50		\$75		\$100		\$200		\$500		\$1,000		\$5,000		\$10,000		YIELD FROM ISSUE
		REDEMP. VALUE	INTEREST EARNED	REDEMP. VALUE	INTEREST EARNED	REDEMP. VALUE	INTEREST EARNED	REDEMP. VALUE	INTEREST EARNED	REDEMP. VALUE	INTEREST EARNED	REDEMP. VALUE	INTEREST EARNED	REDEMP. VALUE	INTEREST EARNED	REDEMP. VALUE	INTEREST EARNED	
1992	Aug. thru Dec.	38.96	13.96	58.44	20.94	77.92	27.92	155.84	55.84	389.60	139.60	779.20	279.20	3,896.00	1,396.00	7,792.00	2,792.00	6.00%
	Feb. thru July	40.12	15.12	60.18	22.68	80.24	30.24	160.48	60.48	401.20	151.20	802.40	302.40	4,012.00	1,512.00	8,024.00	3,024.00	6.00%
	Jan.	41.34	16.34	62.01	24.51	82.68	32.68	165.36	65.36	413.40	163.40	826.80	326.80	4,134.00	1,634.00	8,268.00	3,268.00	6.01%
1991	Aug. thru Dec.	41.34	16.34	62.01	24.51	82.68	32.68	165.36	65.36	413.40	163.40	826.80	326.80	4,134.00	1,634.00	8,268.00	3,268.00	6.01%
	Feb. thru July	42.58	17.58	63.87	26.37	85.16	35.16	170.32	70.32	425.80	175.80	851.60	351.60	4,258.00	1,758.00	8,516.00	3,516.00	6.01%
	Jan.	43.84	18.84	65.76	28.26	87.68	37.68	175.36	75.36	438.40	188.40	876.80	376.80	4,384.00	1,884.00	8,768.00	3,768.00	6.00%
1990	Aug. thru Dec.	43.84	18.84	65.76	28.26	87.68	37.68	175.36	75.36	438.40	188.40	876.80	376.80	4,384.00	1,884.00	8,768.00	3,768.00	6.00%
	Feb. thru July	45.16	20.16	67.74	30.24	90.32	40.32	180.64	80.64	451.60	201.60	903.20	403.20	4,516.00	2,016.00	9,032.00	4,032.00	6.00%
	Jan.	46.52	21.52	69.78	32.28	93.04	43.04	186.08	86.08	465.20	215.20	930.40	430.40	4,652.00	2,152.00	9,304.00	4,304.00	6.00%
PROCEEDS FROM SERIES EE SAVINGS BONDS WITH ISSUE DATES BEGINNING JANUARY 1990 MAY BE ELIGIBLE FOR SPECIAL TAX EXEMPTION WHEN USED FOR POST SECONDARY EDUCATION - SEE BACK COVER																		
1989	Aug. thru Dec.	46.52	21.52	69.78	32.28	93.04	43.04	186.08	86.08	465.20	215.20	930.40	430.40	4,652.00	2,152.00	9,304.00	4,304.00	6.00%
	Feb. thru July	47.92	22.92	71.88	34.38	95.84	45.84	191.68	91.68	479.20	229.20	958.40	458.40	4,792.00	2,292.00	9,584.00	4,584.00	6.00%
	Jan.	49.34	24.34	74.01	36.51	98.68	48.68	197.36	97.36	493.40	243.40	986.80	486.80	4,934.00	2,434.00	9,868.00	4,868.00	6.00%
1988	Aug. thru Dec.	49.34	24.34	74.01	36.51	98.68	48.68	197.36	97.36	493.40	243.40	986.80	486.80	4,934.00	2,434.00	9,868.00	4,868.00	6.00%
	Feb. thru July	50.82	25.82	76.23	38.73	101.64	51.64	203.28	103.28	508.20	258.20	1,016.40	516.40	5,082.00	2,582.00	10,164.00	5,164.00	6.00%
	Jan.	51.84	26.84	77.76	40.26	103.68	53.68	207.36	107.36	518.40	268.40	1,036.80	536.80	5,184.00	2,684.00	10,368.00	5,368.00	5.92%
1987	Aug. thru Dec.	51.84	26.84	77.76	40.26	103.68	53.68	207.36	107.36	518.40	268.40	1,036.80	536.80	5,184.00	2,684.00	10,368.00	5,368.00	5.92%
	Feb. thru July	52.88	27.88	79.32	41.82	105.76	55.76	211.52	111.52	528.80	278.80	1,057.60	557.60	5,288.00	2,788.00	10,576.00	5,576.00	5.85%
	Jan.	53.96	28.96	80.94	43.44	107.92	57.92	215.84	115.84	539.60	289.60	1,079.20	579.20	5,396.00	2,896.00	10,792.00	5,792.00	5.78%
1986	Nov. thru Dec.	53.96	28.96	80.94	43.44	107.92	57.92	215.84	115.84	539.60	289.60	1,079.20	579.20	5,396.00	2,896.00	10,792.00	5,792.00	5.78%
	Aug. thru Oct.	60.00	35.00	90.00	52.50	120.00	70.00	240.00	140.00	600.00	350.00	1,200.00	700.00	6,000.00	3,500.00	12,000.00	7,000.00	6.59%
	Feb. thru July	61.20	36.20	91.80	54.30	122.40	72.40	244.80	144.80	612.00	362.00	1,224.00	724.00	6,120.00	3,620.00	12,240.00	7,240.00	6.50%
	Jan.	62.42	37.42	93.63	56.13	124.84	74.84	249.68	149.68	624.20	374.20	1,248.40	748.40	6,242.00	3,742.00	12,484.00	7,484.00	6.41%
1985	Aug. thru Dec.	62.42	37.42	93.63	56.13	124.84	74.84	249.68	149.68	624.20	374.20	1,248.40	748.40	6,242.00	3,742.00	12,484.00	7,484.00	6.41%
	Feb. thru July	63.66	38.66	95.49	57.99	127.32	77.32	254.64	154.64	636.60	386.60	1,273.20	773.20	6,366.00	3,866.00	12,732.00	7,732.00	6.33%
	Jan.	64.94	39.94	97.41	59.91	129.88	79.88	259.76	159.76	649.40	399.40	1,298.80	798.80	6,494.00	3,994.00	12,988.00	7,988.00	6.25%
1984	Nov. thru Dec.	64.94	39.94	97.41	59.91	129.88	79.88	259.76	159.76	649.40	399.40	1,298.80	798.80	6,494.00	3,994.00	12,988.00	7,988.00	6.25%
	Aug. thru Oct.	65.88	40.88	98.82	61.32	131.76	81.76	263.52	163.52	658.80	408.80	1,317.60	817.60	6,588.00	4,088.00	13,176.00	8,176.00	6.35%
	May thru July	67.56	42.56	101.34	63.84	135.12	85.12	270.24	170.24	675.60	425.60	1,351.20	851.20	6,756.00	4,256.00	13,512.00	8,512.00	6.31%
	Feb. thru Apr.	69.04	44.04	103.56	66.06	138.08	88.08	276.16	176.16	690.40	440.40	1,380.80	880.80	6,904.00	4,404.00	13,808.00	8,808.00	6.45%
	Jan.	70.70	45.70	106.05	68.55	141.40	91.40	282.80	182.80	707.00	457.00	1,414.00	914.00	7,070.00	4,570.00	14,140.00	9,140.00	6.40%

JULY 2000

INSIST ON PROPER IDENTIFICATION.

Series EE

SERIES EE - REDEMPTION VALUES AND INTEREST EARNED AMOUNTS BY DENOMINATION

JULY 2000

ISSUE YEAR	ISSUE MONTHS	\$50		\$75		\$100		\$200		\$500		\$1,000		\$5,000		\$10,000		YIELD FROM ISSUE
		REDEMP. VALUE	INTEREST EARNED	REDEMP. VALUE	INTEREST EARNED	REDEMP. VALUE	INTEREST EARNED	REDEMP. VALUE	INTEREST EARNED	REDEMP. VALUE	INTEREST EARNED	REDEMP. VALUE	INTEREST EARNED	REDEMP. VALUE	INTEREST EARNED	REDEMP. VALUE	INTEREST EARNED	
1983	Nov. thru Dec.	70.70	45.70	106.05	68.55	141.40	91.40	282.80	182.80	707.00	457.00	1,414.00	914.00	7,070.00	4,570.00	14,140.00	9,140.00	6.40%
	Aug. thru Oct.	72.08	47.08	108.12	70.62	144.16	94.16	288.32	188.32	720.80	470.80	1,441.60	941.60	7,208.00	4,708.00	14,416.00	9,416.00	6.52%
	May thru July	73.82	48.82	110.73	73.23	147.64	97.64	295.28	195.28	738.20	488.20	1,476.40	976.40	7,382.00	4,882.00	14,764.00	9,764.00	6.47%
	Mar. thru Apr.	76.02	51.02	114.03	76.53	152.04	102.04	304.08	204.08	760.20	510.20	1,520.40	1,020.40	7,602.00	5,102.00	15,204.00	10,204.00	6.65%
	Feb.	79.00	54.00	118.50	81.00	158.00	108.00	316.00	216.00	790.00	540.00	1,580.00	1,080.00	7,900.00	5,400.00	15,800.00	10,800.00	6.88%
	Jan.	81.36	56.36	122.04	84.54	162.72	112.72	325.44	225.44	813.60	563.60	1,627.20	1,127.20	8,136.00	5,636.00	16,272.00	11,272.00	6.86%
1982	Nov. thru Dec.	81.36	56.36	122.04	84.54	162.72	112.72	325.44	225.44	813.60	563.60	1,627.20	1,127.20	8,136.00	5,636.00	16,272.00	11,272.00	6.86%
	Aug. thru Oct.	88.66	63.66	132.99	95.49	177.32	127.32	354.64	254.64	886.60	636.60	1,773.20	1,273.20	8,866.00	6,366.00	17,732.00	12,732.00	7.37%
	Feb. thru July	91.32	66.32	136.98	99.48	182.64	132.64	365.28	265.28	913.20	663.20	1,826.40	1,326.40	9,132.00	6,632.00	18,264.00	13,264.00	7.33%
	Jan.	93.16	68.16	139.74	102.24	186.32	136.32	372.64	272.64	931.60	681.60	1,863.20	1,363.20	9,316.00	6,816.00	18,632.00	13,632.00	7.24%
1981	Aug. thru Dec.	93.16	68.16	139.74	102.24	186.32	136.32	372.64	272.64	931.60	681.60	1,863.20	1,363.20	9,316.00	6,816.00	18,632.00	13,632.00	7.24%
	May thru July	95.02	70.02	142.53	105.03	190.04	140.04	380.08	280.08	950.20	700.20	1,900.40	1,400.40	9,502.00	7,002.00	19,004.00	14,004.00	7.15%
	Feb. thru Apr.	99.24	74.24	148.86	111.36	198.48	148.48	396.96	296.96	992.40	742.40	1,984.80	1,484.80	9,924.00	7,424.00	19,848.00	14,848.00	7.39%
	Jan.	101.24	76.24	151.86	114.36	202.48	152.48	404.96	304.96	1,012.40	762.40	2,024.80	1,524.80	10,124.00	7,624.00	20,248.00	15,248.00	7.30%
1980	Nov. thru Dec.	101.24	76.24	151.86	114.36	202.48	152.48	404.96	304.96	1,012.40	762.40	2,024.80	1,524.80	10,124.00	7,624.00	20,248.00	15,248.00	7.30%
	Aug. thru Oct.	107.24	82.24	160.86	123.36	214.48	164.48	428.96	328.96	1,072.40	822.40	2,144.80	1,644.80	10,724.00	8,224.00	21,448.00	16,448.00	7.61%
	May thru July	110.46	85.46	165.69	128.19	220.92	170.92	441.84	341.84	1,104.60	854.60	2,209.20	1,709.20	11,046.00	8,546.00	22,092.00	17,092.00	7.57%
	Feb. thru Apr.	109.38	84.38	164.07	126.57	218.76	168.76	437.52	337.52	1,093.80	843.80	2,187.60	1,687.60	10,938.00	8,438.00	21,876.00	16,876.00	7.52%
	Jan.	112.66	87.66	168.99	131.49	225.32	175.32	450.64	350.64	1,126.60	876.60	2,253.20	1,753.20	11,266.00	8,766.00	22,532.00	17,532.00	7.48%

INTEREST EARNED:

ELIGIBLE FOR SPECIAL TAX EXEMPTION (BEGINNING 1990)

NOT ELIGIBLE FOR SPECIAL TAX EXEMPTION

JULY 2000

INSIST ON PROPER IDENTIFICATION.

Series EE

SERIES EE - REDEMPTION VALUES AND INTEREST EARNED AMOUNTS BY DENOMINATION

AUGUST 2000

ISSUE YEAR	ISSUE MONTHS	\$50		\$75		\$100		\$200		\$500		\$1,000		\$5,000		\$10,000		YIELD FROM ISSUE
		REDEMP. VALUE	INTEREST EARNED	REDEMP. VALUE	INTEREST EARNED	REDEMP. VALUE	INTEREST EARNED	REDEMP. VALUE	INTEREST EARNED	REDEMP. VALUE	INTEREST EARNED	REDEMP. VALUE	INTEREST EARNED	REDEMP. VALUE	INTEREST EARNED	REDEMP. VALUE	INTEREST EARNED	
2000	Mar. thru Aug.	Not eligible for payment																
	Feb.	25.32	0.32	37.98	0.48	50.64	0.64	101.28	1.28	253.20	3.20	506.40	6.40	2,532.00	32.00	5,064.00	64.00	2.56%
	Jan.	25.44	0.44	38.16	0.66	50.88	0.88	101.76	1.76	254.40	4.40	508.80	8.80	2,544.00	44.00	5,088.00	88.00	3.01%
1999	Dec.	25.54	0.54	38.31	0.81	51.08	1.08	102.16	2.16	255.40	5.40	510.80	10.80	2,554.00	54.00	5,108.00	108.00	3.23%
	Nov.	25.64	0.64	38.46	0.96	51.28	1.28	102.56	2.56	256.40	6.40	512.80	12.80	2,564.00	64.00	5,128.00	128.00	3.40%
	Oct.	25.64	0.64	38.46	0.96	51.28	1.28	102.56	2.56	256.40	6.40	512.80	12.80	2,564.00	64.00	5,128.00	128.00	3.06%
	Sep.	25.76	0.76	38.64	1.14	51.52	1.52	103.04	3.04	257.60	7.60	515.20	15.20	2,576.00	76.00	5,152.00	152.00	3.29%
	Aug.	25.86	0.86	38.79	1.29	51.72	1.72	103.44	3.44	258.60	8.60	517.20	17.20	2,586.00	86.00	5,172.00	172.00	3.41%
	July	25.98	0.98	38.97	1.47	51.96	1.96	103.92	3.92	259.80	9.80	519.60	19.60	2,598.00	98.00	5,196.00	196.00	3.58%
	June	26.10	1.10	39.15	1.65	52.20	2.20	104.40	4.40	261.00	11.00	522.00	22.00	2,610.00	110.00	5,220.00	220.00	3.73%
	May	26.20	1.20	39.30	1.80	52.40	2.40	104.80	4.80	262.00	12.00	524.00	24.00	2,620.00	120.00	5,240.00	240.00	3.79%
	Apr.	26.26	1.26	39.39	1.89	52.52	2.52	105.04	5.04	262.60	12.60	525.20	25.20	2,626.00	126.00	5,252.00	252.00	3.72%
	Mar.	26.36	1.36	39.54	2.04	52.72	2.72	105.44	5.44	263.60	13.60	527.20	27.20	2,636.00	136.00	5,272.00	272.00	3.77%
	Feb.	26.48	1.48	39.72	2.22	52.96	2.96	105.92	5.92	264.80	14.80	529.60	29.60	2,648.00	148.00	5,296.00	296.00	3.87%
Jan.	26.60	1.60	39.90	2.40	53.20	3.20	106.40	6.40	266.00	16.00	532.00	32.00	2,660.00	160.00	5,320.00	320.00	3.96%	
1998	Dec.	26.70	1.70	40.05	2.55	53.40	3.40	106.80	6.80	267.00	17.00	534.00	34.00	2,670.00	170.00	5,340.00	340.00	3.99%
	Nov.	26.82	1.82	40.23	2.73	53.64	3.64	107.28	7.28	268.20	18.20	536.40	36.40	2,682.00	182.00	5,364.00	364.00	4.06%
	Oct.	26.90	1.90	40.35	2.85	53.80	3.80	107.60	7.60	269.00	19.00	538.00	38.00	2,690.00	190.00	5,380.00	380.00	4.04%
	Sep.	27.00	2.00	40.50	3.00	54.00	4.00	108.00	8.00	270.00	20.00	540.00	40.00	2,700.00	200.00	5,400.00	400.00	4.06%
	Aug.	27.12	2.12	40.68	3.18	54.24	4.24	108.48	8.48	271.20	21.20	542.40	42.40	2,712.00	212.00	5,424.00	424.00	4.11%
	July	27.24	2.24	40.86	3.36	54.48	4.48	108.96	8.96	272.40	22.40	544.80	44.80	2,724.00	224.00	5,448.00	448.00	4.16%
	June	27.36	2.36	41.04	3.54	54.72	4.72	109.44	9.44	273.60	23.60	547.20	47.20	2,736.00	236.00	5,472.00	472.00	4.21%
	May	27.48	2.48	41.22	3.72	54.96	4.96	109.92	9.92	274.80	24.80	549.60	49.60	2,748.00	248.00	5,496.00	496.00	4.25%
	Apr.	27.66	2.66	41.49	3.99	55.32	5.32	110.64	10.64	276.60	26.60	553.20	53.20	2,766.00	266.00	5,532.00	532.00	4.38%
	Mar.	27.78	2.78	41.67	4.17	55.56	5.56	111.12	11.12	277.80	27.80	555.60	55.60	2,778.00	278.00	5,556.00	556.00	4.41%
	Feb.	27.90	2.90	41.85	4.35	55.80	5.80	111.60	11.60	279.00	29.00	558.00	58.00	2,790.00	290.00	5,580.00	580.00	4.44%
Jan.	28.02	3.02	42.03	4.53	56.04	6.04	112.08	12.08	280.20	30.20	560.40	60.40	2,802.00	302.00	5,604.00	604.00	4.46%	

AUGUST 2000
INSIST ON PROPER IDENTIFICATION.

SERIES EE - REDEMPTION VALUES AND INTEREST EARNED AMOUNTS BY DENOMINATION

AUGUST 2000

ISSUE YEAR	ISSUE MONTHS	\$50		\$75		\$100		\$200		\$500		\$1,000		\$5,000		\$10,000		YIELD FROM ISSUE
		REDEMP. VALUE	INTEREST EARNED	REDEMP. VALUE	INTEREST EARNED	REDEMP. VALUE	INTEREST EARNED	REDEMP. VALUE	INTEREST EARNED	REDEMP. VALUE	INTEREST EARNED	REDEMP. VALUE	INTEREST EARNED	REDEMP. VALUE	INTEREST EARNED	REDEMP. VALUE	INTEREST EARNED	
1997	Dec.	28.14	3.14	42.21	4.71	56.28	6.28	112.56	12.56	281.40	31.40	562.80	62.80	2,814.00	314.00	5,628.00	628.00	4.49%
	Nov.	28.26	3.26	42.39	4.89	56.52	6.52	113.04	13.04	282.60	32.60	565.20	65.20	2,826.00	326.00	5,652.00	652.00	4.51%
	Oct.	28.44	3.44	42.66	5.16	56.88	6.88	113.76	13.76	284.40	34.40	568.80	68.80	2,844.00	344.00	5,688.00	688.00	4.60%
	Sep.	28.56	3.56	42.84	5.34	57.12	7.12	114.24	14.24	285.60	35.60	571.20	71.20	2,856.00	356.00	5,712.00	712.00	4.62%
	Aug.	28.68	3.68	43.02	5.52	57.36	7.36	114.72	14.72	286.80	36.80	573.60	73.60	2,868.00	368.00	5,736.00	736.00	4.63%
	July	28.80	3.80	43.20	5.70	57.60	7.60	115.20	15.20	288.00	38.00	576.00	76.00	2,880.00	380.00	5,760.00	760.00	4.64%
	June	28.94	3.94	43.41	5.91	57.88	7.88	115.76	15.76	289.40	39.40	578.80	78.80	2,894.00	394.00	5,788.00	788.00	4.68%
	May	29.06	4.06	43.59	6.09	58.12	8.12	116.24	16.24	290.60	40.60	581.20	81.20	2,906.00	406.00	5,812.00	812.00	4.68%
	Mar. thru Apr.	28.46	3.46	42.69	5.19	56.92	6.92	113.84	13.84	284.60	34.60	569.20	69.20	2,846.00	346.00	5,692.00	692.00	4.37%
	Jan. thru Feb.	29.08	4.08	43.62	6.12	58.16	8.16	116.32	16.32	290.80	40.80	581.60	81.60	2,908.00	408.00	5,816.00	816.00	4.37%
1996	Nov. thru Dec.	29.08	4.08	43.62	6.12	58.16	8.16	116.32	16.32	290.80	40.80	581.60	81.60	2,908.00	408.00	5,816.00	816.00	4.37%
	Sep. thru Oct.	29.06	4.06	43.59	6.09	58.12	8.12	116.24	16.24	290.60	40.60	581.20	81.20	2,906.00	406.00	5,812.00	812.00	4.35%
	May thru Aug.	29.70	4.70	44.55	7.05	59.40	9.40	118.80	18.80	297.00	47.00	594.00	94.00	2,970.00	470.00	5,940.00	940.00	4.35%
	Mar. thru Apr.	29.78	4.78	44.67	7.17	59.56	9.56	119.12	19.12	297.80	47.80	595.60	95.60	2,978.00	478.00	5,956.00	956.00	4.42%
	Jan. thru Feb.	30.42	5.42	45.63	8.13	60.84	10.84	121.68	21.68	304.20	54.20	608.40	108.40	3,042.00	542.00	6,084.00	1,084.00	4.41%
1995	Nov. thru Dec.	30.42	5.42	45.63	8.13	60.84	10.84	121.68	21.68	304.20	54.20	608.40	108.40	3,042.00	542.00	6,084.00	1,084.00	4.41%
	Sep. thru Oct.	30.54	5.54	45.81	8.31	61.08	11.08	122.16	22.16	305.40	55.40	610.80	110.80	3,054.00	554.00	6,108.00	1,108.00	4.50%
	May thru Aug.	31.20	6.20	46.80	9.30	62.40	12.40	124.80	24.80	312.00	62.00	624.00	124.00	3,120.00	620.00	6,240.00	1,240.00	4.48%
	Mar. thru Apr.	32.26	7.26	48.39	10.89	64.52	14.52	129.04	29.04	322.60	72.60	645.20	145.20	3,226.00	726.00	6,452.00	1,452.00	5.16%
	Jan. thru Feb.	33.06	8.06	49.59	12.09	66.12	16.12	132.24	32.24	330.60	80.60	661.20	161.20	3,306.00	806.00	6,612.00	1,612.00	5.15%
1994	Nov. thru Dec.	33.06	8.06	49.59	12.09	66.12	16.12	132.24	32.24	330.60	80.60	661.20	161.20	3,306.00	806.00	6,612.00	1,612.00	5.15%
	Sep. thru Oct.	33.02	8.02	49.53	12.03	66.04	16.04	132.08	32.08	330.20	80.20	660.40	160.40	3,302.00	802.00	6,604.00	1,604.00	5.12%
	May thru Aug.	33.82	8.82	50.73	13.23	67.64	17.64	135.28	35.28	338.20	88.20	676.40	176.40	3,382.00	882.00	6,764.00	1,764.00	5.10%
	Mar. thru Apr.	33.74	8.74	50.61	13.11	67.48	17.48	134.96	34.96	337.40	87.40	674.80	174.80	3,374.00	874.00	6,748.00	1,748.00	5.06%
	Jan. thru Feb.	34.56	9.56	51.84	14.34	69.12	19.12	138.24	38.24	345.60	95.60	691.20	191.20	3,456.00	956.00	6,912.00	1,912.00	5.04%
1993	Nov. thru Dec.	34.56	9.56	51.84	14.34	69.12	19.12	138.24	38.24	345.60	95.60	691.20	191.20	3,456.00	956.00	6,912.00	1,912.00	5.04%
	Sep. thru Oct.	34.54	9.54	51.81	14.31	69.08	19.08	138.16	38.16	345.40	95.40	690.80	190.80	3,454.00	954.00	6,908.00	1,908.00	5.04%
	May thru Aug.	35.38	10.38	53.07	15.57	70.76	20.76	141.52	41.52	353.80	103.80	707.60	207.60	3,538.00	1,038.00	7,076.00	2,076.00	5.02%
	Mar. thru Apr.	35.40	10.40	53.10	15.60	70.80	20.80	141.60	41.60	354.00	104.00	708.00	208.00	3,540.00	1,040.00	7,080.00	2,080.00	5.03%
	Jan. thru Feb.	38.96	13.96	58.44	20.94	77.92	27.92	155.84	55.84	389.60	139.60	779.20	279.20	3,896.00	1,396.00	7,792.00	2,792.00	6.00%
1992	Sep. thru Dec.	38.96	13.96	58.44	20.94	77.92	27.92	155.84	55.84	389.60	139.60	779.20	279.20	3,896.00	1,396.00	7,792.00	2,792.00	6.00%
	Mar. thru Aug.	40.12	15.12	60.18	22.68	80.24	30.24	160.48	60.48	401.20	151.20	802.40	302.40	4,012.00	1,512.00	8,024.00	3,024.00	6.00%
	Jan. thru Feb.	41.34	16.34	62.01	24.51	82.68	32.68	165.36	65.36	413.40	163.40	826.80	326.80	4,134.00	1,634.00	8,268.00	3,268.00	6.01%

AUGUST 2000

INSIST ON PROPER IDENTIFICATION.

Series EE

SERIES EE - REDEMPTION VALUES AND INTEREST EARNED AMOUNTS BY DENOMINATION

AUGUST 2000

ISSUE YEAR	ISSUE MONTHS	\$50		\$75		\$100		\$200		\$500		\$1,000		\$5,000		\$10,000		YIELD FROM ISSUE
		REDEMP. VALUE	INTEREST EARNED	REDEMP. VALUE	INTEREST EARNED	REDEMP. VALUE	INTEREST EARNED	REDEMP. VALUE	INTEREST EARNED	REDEMP. VALUE	INTEREST EARNED	REDEMP. VALUE	INTEREST EARNED	REDEMP. VALUE	INTEREST EARNED	REDEMP. VALUE	INTEREST EARNED	
1991	Sep. thru Dec.	41.34	16.34	62.01	24.51	82.68	32.68	165.36	65.36	413.40	163.40	826.80	326.80	4,134.00	1,634.00	8,268.00	3,268.00	6.01%
	Mar. thru Aug.	42.58	17.58	63.87	26.37	85.16	35.16	170.32	70.32	425.80	175.80	851.60	351.60	4,258.00	1,758.00	8,516.00	3,516.00	6.01%
	Jan. thru Feb.	43.84	18.84	65.76	28.26	87.68	37.68	175.36	75.36	438.40	188.40	876.80	376.80	4,384.00	1,884.00	8,768.00	3,768.00	6.00%
1990	Sep. thru Dec.	43.84	18.84	65.76	28.26	87.68	37.68	175.36	75.36	438.40	188.40	876.80	376.80	4,384.00	1,884.00	8,768.00	3,768.00	6.00%
	Mar. thru Aug.	45.16	20.16	67.74	30.24	90.32	40.32	180.64	80.64	451.60	201.60	903.20	403.20	4,516.00	2,016.00	9,032.00	4,032.00	6.00%
	Jan. thru Feb.	46.52	21.52	69.78	32.28	93.04	43.04	186.08	86.08	465.20	215.20	930.40	430.40	4,652.00	2,152.00	9,304.00	4,304.00	6.00%
PROCEEDS FROM SERIES EE SAVINGS BONDS WITH ISSUE DATES BEGINNING JANUARY 1990 MAY BE ELIGIBLE FOR SPECIAL TAX EXEMPTION WHEN USED FOR POST SECONDARY EDUCATION - SEE BACK COVER																		
1989	Sep. thru Dec.	46.52	21.52	69.78	32.28	93.04	43.04	186.08	86.08	465.20	215.20	930.40	430.40	4,652.00	2,152.00	9,304.00	4,304.00	6.00%
	Mar. thru Aug.	47.92	22.92	71.88	34.38	95.84	45.84	191.68	91.68	479.20	229.20	958.40	458.40	4,792.00	2,292.00	9,584.00	4,584.00	6.00%
	Jan. thru Feb.	49.34	24.34	74.01	36.51	98.68	48.68	197.36	97.36	493.40	243.40	986.80	486.80	4,934.00	2,434.00	9,868.00	4,868.00	6.00%
1988	Sep. thru Dec.	49.34	24.34	74.01	36.51	98.68	48.68	197.36	97.36	493.40	243.40	986.80	486.80	4,934.00	2,434.00	9,868.00	4,868.00	6.00%
	Mar. thru Aug.	50.82	25.82	76.23	38.73	101.64	51.64	203.28	103.28	508.20	258.20	1,016.40	516.40	5,082.00	2,582.00	10,164.00	5,164.00	6.00%
	Jan. thru Feb.	51.84	26.84	77.76	40.26	103.68	53.68	207.36	107.36	518.40	268.40	1,036.80	536.80	5,184.00	2,684.00	10,368.00	5,368.00	5.92%
1987	Sep. thru Dec.	51.84	26.84	77.76	40.26	103.68	53.68	207.36	107.36	518.40	268.40	1,036.80	536.80	5,184.00	2,684.00	10,368.00	5,368.00	5.92%
	Mar. thru Aug.	52.88	27.88	79.32	41.82	105.76	55.76	211.52	111.52	528.80	278.80	1,057.60	557.60	5,288.00	2,788.00	10,576.00	5,576.00	5.85%
	Jan. thru Feb.	53.96	28.96	80.94	43.44	107.92	57.92	215.84	115.84	539.60	289.60	1,079.20	579.20	5,396.00	2,896.00	10,792.00	5,792.00	5.78%
1986	Nov. thru Dec.	53.96	28.96	80.94	43.44	107.92	57.92	215.84	115.84	539.60	289.60	1,079.20	579.20	5,396.00	2,896.00	10,792.00	5,792.00	5.78%
	Sep. thru Oct.	60.00	35.00	90.00	52.50	120.00	70.00	240.00	140.00	600.00	350.00	1,200.00	700.00	6,000.00	3,500.00	12,000.00	7,000.00	6.59%
	Mar. thru Aug.	61.20	36.20	91.80	54.30	122.40	72.40	244.80	144.80	612.00	362.00	1,224.00	724.00	6,120.00	3,620.00	12,240.00	7,240.00	6.50%
	Jan. thru Feb.	62.42	37.42	93.63	56.13	124.84	74.84	249.68	149.68	624.20	374.20	1,248.40	748.40	6,242.00	3,742.00	12,484.00	7,484.00	6.41%
1985	Sep. thru Dec.	62.42	37.42	93.63	56.13	124.84	74.84	249.68	149.68	624.20	374.20	1,248.40	748.40	6,242.00	3,742.00	12,484.00	7,484.00	6.41%
	Mar. thru Aug.	63.66	38.66	95.49	57.99	127.32	77.32	254.64	154.64	636.60	386.60	1,273.20	773.20	6,366.00	3,866.00	12,732.00	7,732.00	6.33%
	Jan. thru Feb.	64.94	39.94	97.41	59.91	129.88	79.88	259.76	159.76	649.40	399.40	1,298.80	798.80	6,494.00	3,994.00	12,988.00	7,988.00	6.25%
1984	Nov. thru Dec.	64.94	39.94	97.41	59.91	129.88	79.88	259.76	159.76	649.40	399.40	1,298.80	798.80	6,494.00	3,994.00	12,988.00	7,988.00	6.25%
	Sep. thru Oct.	65.88	40.88	98.82	61.32	131.76	81.76	263.52	163.52	658.80	408.80	1,317.60	817.60	6,588.00	4,088.00	13,176.00	8,176.00	6.35%
	May thru Aug.	67.56	42.56	101.34	63.84	135.12	85.12	270.24	170.24	675.60	425.60	1,351.20	851.20	6,756.00	4,256.00	13,512.00	8,512.00	6.31%
	Mar. thru Apr.	69.04	44.04	103.56	66.06	138.08	88.08	276.16	176.16	690.40	440.40	1,380.80	880.80	6,904.00	4,404.00	13,808.00	8,808.00	6.45%
	Jan. thru Feb.	70.70	45.70	106.05	68.55	141.40	91.40	282.80	182.80	707.00	457.00	1,414.00	914.00	7,070.00	4,570.00	14,140.00	9,140.00	6.40%

AUGUST 2000
INSIST ON PROPER IDENTIFICATION.

Series EE

SERIES EE - REDEMPTION VALUES AND INTEREST EARNED AMOUNTS BY DENOMINATION

AUGUST 2000

ISSUE YEAR	ISSUE MONTHS	\$50		\$75		\$100		\$200		\$500		\$1,000		\$5,000		\$10,000		YIELD FROM ISSUE
		REDEMP. VALUE	INTEREST EARNED	REDEMP. VALUE	INTEREST EARNED	REDEMP. VALUE	INTEREST EARNED	REDEMP. VALUE	INTEREST EARNED	REDEMP. VALUE	INTEREST EARNED	REDEMP. VALUE	INTEREST EARNED	REDEMP. VALUE	INTEREST EARNED	REDEMP. VALUE	INTEREST EARNED	
1983	Nov. thru Dec.	70.70	45.70	106.05	68.55	141.40	91.40	282.80	182.80	707.00	457.00	1,414.00	914.00	7,070.00	4,570.00	14,140.00	9,140.00	6.40%
	Sep. thru Oct.	72.08	47.08	108.12	70.62	144.16	94.16	288.32	188.32	720.80	470.80	1,441.60	941.60	7,208.00	4,708.00	14,416.00	9,416.00	6.52%
	May thru Aug.	73.82	48.82	110.73	73.23	147.64	97.64	295.28	195.28	738.20	488.20	1,476.40	976.40	7,382.00	4,882.00	14,764.00	9,764.00	6.47%
	Mar. thru Apr.	76.02	51.02	114.03	76.53	152.04	102.04	304.08	204.08	760.20	510.20	1,520.40	1,020.40	7,602.00	5,102.00	15,204.00	10,204.00	6.65%
	Jan. thru Feb.	81.36	56.36	122.04	84.54	162.72	112.72	325.44	225.44	813.60	563.60	1,627.20	1,127.20	8,136.00	5,636.00	16,272.00	11,272.00	6.86%
1982	Nov. thru Dec.	81.36	56.36	122.04	84.54	162.72	112.72	325.44	225.44	813.60	563.60	1,627.20	1,127.20	8,136.00	5,636.00	16,272.00	11,272.00	6.86%
	Sep. thru Oct.	88.66	63.66	132.99	95.49	177.32	127.32	354.64	254.64	886.60	636.60	1,773.20	1,273.20	8,866.00	6,366.00	17,732.00	12,732.00	7.37%
	Mar. thru Aug.	91.32	66.32	136.98	99.48	182.64	132.64	365.28	265.28	913.20	663.20	1,826.40	1,326.40	9,132.00	6,632.00	18,264.00	13,264.00	7.33%
	Jan. thru Feb.	93.16	68.16	139.74	102.24	186.32	136.32	372.64	272.64	931.60	681.60	1,863.20	1,363.20	9,316.00	6,816.00	18,632.00	13,632.00	7.24%
1981	Sep. thru Dec.	93.16	68.16	139.74	102.24	186.32	136.32	372.64	272.64	931.60	681.60	1,863.20	1,363.20	9,316.00	6,816.00	18,632.00	13,632.00	7.24%
	May thru Aug.	95.02	70.02	142.53	105.03	190.04	140.04	380.08	280.08	950.20	700.20	1,900.40	1,400.40	9,502.00	7,002.00	19,004.00	14,004.00	7.15%
	Mar. thru Apr.	99.24	74.24	148.86	111.36	198.48	148.48	396.96	296.96	992.40	742.40	1,984.80	1,484.80	9,924.00	7,424.00	19,848.00	14,848.00	7.39%
	Jan. thru Feb.	101.24	76.24	151.86	114.36	202.48	152.48	404.96	304.96	1,012.40	762.40	2,024.80	1,524.80	10,124.00	7,624.00	20,248.00	15,248.00	7.30%
1980	Nov. thru Dec.	101.24	76.24	151.86	114.36	202.48	152.48	404.96	304.96	1,012.40	762.40	2,024.80	1,524.80	10,124.00	7,624.00	20,248.00	15,248.00	7.30%
	Sep. thru Oct.	107.24	82.24	160.86	123.36	214.48	164.48	428.96	328.96	1,072.40	822.40	2,144.80	1,644.80	10,724.00	8,224.00	21,448.00	16,448.00	7.61%
	May thru Aug.	110.46	85.46	165.69	128.19	220.92	170.92	441.84	341.84	1,104.60	854.60	2,209.20	1,709.20	11,046.00	8,546.00	22,092.00	17,092.00	7.57%
	Mar. thru Apr.	109.38	84.38	164.07	126.57	218.76	168.76	437.52	337.52	1,093.80	843.80	2,187.60	1,687.60	10,938.00	8,438.00	21,876.00	16,876.00	7.52%
	Jan. thru Feb.	112.66	87.66	168.99	131.49	225.32	175.32	450.64	350.64	1,126.60	876.60	2,253.20	1,753.20	11,266.00	8,766.00	22,532.00	17,532.00	7.48%

INTEREST EARNED:

ELIGIBLE FOR SPECIAL TAX EXEMPTION (BEGINNING 1990)

NOT ELIGIBLE FOR SPECIAL TAX EXEMPTION

AUGUST 2000
INSIST ON PROPER IDENTIFICATION.

Series EE

SERIES I - REDEMPTION VALUES AND INTEREST EARNED AMOUNTS BY DENOMINATION

MARCH 2000

ISSUE YEAR	ISSUE MONTHS	\$50		\$75		\$100		\$200		\$500		\$1,000		\$5,000		\$10,000		YIELD FROM ISSUE
		REDEMP. VALUE	INTEREST EARNED	REDEMP. VALUE	INTEREST EARNED	REDEMP. VALUE	INTEREST EARNED	REDEMP. VALUE	INTEREST EARNED	REDEMP. VALUE	INTEREST EARNED	REDEMP. VALUE	INTEREST EARNED	REDEMP. VALUE	INTEREST EARNED	REDEMP. VALUE	INTEREST EARNED	
2000	Jan. thru Mar.	Not eligible for payment																
1999	Oct. thru Dec.	Not eligible for payment																
	Sep.	50.62	0.62	75.93	0.93	101.24	1.24	202.48	2.48	506.20	6.20	1,012.40	12.40	5,062.00	62.00	10,124.00	124.00	2.48%
	Aug.	50.84	0.84	76.26	1.26	101.68	1.68	203.36	3.36	508.40	8.40	1,016.80	16.80	5,084.00	84.00	10,168.00	168.00	2.88%
	July	51.04	1.04	76.56	1.56	102.08	2.08	204.16	4.16	510.40	10.40	1,020.80	20.80	5,104.00	104.00	10,208.00	208.00	3.11%
	June	51.26	1.26	76.89	1.89	102.52	2.52	205.04	5.04	512.60	12.60	1,025.20	25.20	5,126.00	126.00	10,252.00	252.00	3.35%
	May	51.54	1.54	77.31	2.31	103.08	3.08	206.16	6.16	515.40	15.40	1,030.80	30.80	5,154.00	154.00	10,308.00	308.00	3.67%
	Apr.	51.68	1.68	77.52	2.52	103.36	3.36			516.80	16.80	1,033.60	33.60	5,168.00	168.00			3.64%
	Mar.	51.90	1.90	77.85	2.85	103.80	3.80			519.00	19.00	1,038.00	38.00	5,190.00	190.00			3.76%
	Feb.	52.12	2.12	78.18	3.18	104.24	4.24			521.20	21.20	1,042.40	42.40	5,212.00	212.00			3.87%
	Jan.	52.34	2.34	78.51	3.51	104.68	4.68			523.40	23.40	1,046.80	46.80	5,234.00	234.00			3.96%
1998	Dec.	52.56	2.56	78.84	3.84	105.12	5.12			525.60	25.60	1,051.20	51.20	5,256.00	256.00			4.03%
	Nov.	52.86	2.86	79.29	4.29	105.72	5.72			528.60	28.60	1,057.20	57.20	5,286.00	286.00			4.22%
	Oct.	52.92	2.92	79.38	4.38	105.84	5.84			529.20	29.20	1,058.40	58.40	5,292.00	292.00			4.05%
	Sep.	53.16	3.16	79.74	4.74	106.32	6.32			531.60	31.60	1,063.20	63.20	5,316.00	316.00			4.13%

INTEREST EARNED:

ELIGIBLE FOR SPECIAL TAX EXEMPTION

MARCH 2000
INSIST ON PROPER IDENTIFICATION.

SERIES I - REDEMPTION VALUES AND INTEREST EARNED AMOUNTS BY DENOMINATION

APRIL 2000

ISSUE YEAR	ISSUE MONTHS	\$50		\$75		\$100		\$200		\$500		\$1,000		\$5,000		\$10,000		YIELD FROM ISSUE	
		REDEMP. VALUE	INTEREST EARNED	REDEMP. VALUE	INTEREST EARNED	REDEMP. VALUE	INTEREST EARNED	REDEMP. VALUE	INTEREST EARNED	REDEMP. VALUE	INTEREST EARNED	REDEMP. VALUE	INTEREST EARNED	REDEMP. VALUE	INTEREST EARNED	REDEMP. VALUE	INTEREST EARNED		
2000	Jan. thru Apr.	Not eligible for payment																	
1999	Nov. thru Dec.	Not eligible for payment																	
	Oct.	50.62	0.62	75.93	0.93	101.24	1.24	202.48	2.48	506.20	6.20	1,012.40	12.40	5,062.00	62.00	10,124.00	124.00	2.48%	
	Sep.	50.84	0.84	76.26	1.26	101.68	1.68	203.36	3.36	508.40	8.40	1,016.80	16.80	5,084.00	84.00	10,168.00	168.00	2.88%	
	Aug.	51.04	1.04	76.56	1.56	102.08	2.08	204.16	4.16	510.40	10.40	1,020.80	20.80	5,104.00	104.00	10,208.00	208.00	3.11%	
	July	51.26	1.26	76.89	1.89	102.52	2.52	205.04	5.04	512.60	12.60	1,025.20	25.20	5,126.00	126.00	10,252.00	252.00	3.35%	
	June	51.54	1.54	77.31	2.31	103.08	3.08	206.16	6.16	515.40	15.40	1,030.80	30.80	5,154.00	154.00	10,308.00	308.00	3.67%	
	May	51.84	1.84	77.76	2.76	103.68	3.68	207.36	7.36	518.40	18.40	1,036.80	36.80	5,184.00	184.00	10,368.00	368.00	3.98%	
	Apr.	51.90	1.90	77.85	2.85	103.80	3.80			519.00	19.00	1,038.00	38.00	5,190.00	190.00			3.76%	
	Mar.	52.12	2.12	78.18	3.18	104.24	4.24			521.20	21.20	1,042.40	42.40	5,212.00	212.00			3.87%	
	Feb.	52.34	2.34	78.51	3.51	104.68	4.68			523.40	23.40	1,046.80	46.80	5,234.00	234.00			3.96%	
	Jan.	52.56	2.56	78.84	3.84	105.12	5.12			525.60	25.60	1,051.20	51.20	5,256.00	256.00			4.03%	
1998	Dec.	52.86	2.86	79.29	4.29	105.72	5.72			528.60	28.60	1,057.20	57.20	5,286.00	286.00			4.22%	
	Nov.	53.16	3.16	79.74	4.74	106.32	6.32			531.60	31.60	1,063.20	63.20	5,316.00	316.00			4.37%	
	Oct.	53.16	3.16	79.74	4.74	106.32	6.32			531.60	31.60	1,063.20	63.20	5,316.00	316.00			4.13%	
	Sep.	53.38	3.38	80.07	5.07	106.76	6.76			533.80	33.80	1,067.60	67.60	5,338.00	338.00			4.17%	

INTEREST EARNED:

ELIGIBLE FOR SPECIAL TAX EXEMPTION

APRIL 2000
INSIST ON PROPER IDENTIFICATION.

SERIES I - REDEMPTION VALUES AND INTEREST EARNED AMOUNTS BY DENOMINATION

MAY 2000

ISSUE YEAR	ISSUE MONTHS	\$50		\$75		\$100		\$200		\$500		\$1,000		\$5,000		\$10,000		YIELD FROM ISSUE
		REDEMP. VALUE	INTEREST EARNED	REDEMP. VALUE	INTEREST EARNED	REDEMP. VALUE	INTEREST EARNED	REDEMP. VALUE	INTEREST EARNED	REDEMP. VALUE	INTEREST EARNED	REDEMP. VALUE	INTEREST EARNED	REDEMP. VALUE	INTEREST EARNED	REDEMP. VALUE	INTEREST EARNED	
2000	Jan. thru May	Not eligible for payment																
1999	Dec.	Not eligible for payment																
	Nov.	50.86	0.86	76.29	1.29	101.72	1.72	203.44	3.44	508.60	8.60	1,017.20	17.20	5,086.00	86.00	10,172.00	172.00	3.44%
	Oct.	50.84	0.84	76.26	1.26	101.68	1.68	203.36	3.36	508.40	8.40	1,016.80	16.80	5,084.00	84.00	10,168.00	168.00	2.88%
	Sep.	51.04	1.04	76.56	1.56	102.08	2.08	204.16	4.16	510.40	10.40	1,020.80	20.80	5,104.00	104.00	10,208.00	208.00	3.11%
	Aug.	51.26	1.26	76.89	1.89	102.52	2.52	205.04	5.04	512.60	12.60	1,025.20	25.20	5,126.00	126.00	10,252.00	252.00	3.35%
	July	51.54	1.54	77.31	2.31	103.08	3.08	206.16	6.16	515.40	15.40	1,030.80	30.80	5,154.00	154.00	10,308.00	308.00	3.67%
	June	51.84	1.84	77.76	2.76	103.68	3.68	207.36	7.36	518.40	18.40	1,036.80	36.80	5,184.00	184.00	10,368.00	368.00	3.98%
	May	52.14	2.14	78.21	3.21	104.28	4.28	208.56	8.56	521.40	21.40	1,042.80	42.80	5,214.00	214.00	10,428.00	428.00	4.24%
	Apr.	52.12	2.12	78.18	3.18	104.24	4.24			521.20	21.20	1,042.40	42.40	5,212.00	212.00			3.87%
	Mar.	52.34	2.34	78.51	3.51	104.68	4.68			523.40	23.40	1,046.80	46.80	5,234.00	234.00			3.96%
	Feb.	52.56	2.56	78.84	3.84	105.12	5.12			525.60	25.60	1,051.20	51.20	5,256.00	256.00			4.03%
	Jan.	52.86	2.86	79.29	4.29	105.72	5.72			528.60	28.60	1,057.20	57.20	5,286.00	286.00			4.22%
1998	Dec.	53.16	3.16	79.74	4.74	106.32	6.32			531.60	31.60	1,063.20	63.20	5,316.00	316.00			4.37%
	Nov.	53.46	3.46	80.19	5.19	106.92	6.92			534.60	34.60	1,069.20	69.20	5,346.00	346.00			4.51%
	Oct.	53.38	3.38	80.07	5.07	106.76	6.76			533.80	33.80	1,067.60	67.60	5,338.00	338.00			4.17%
	Sep.	53.60	3.60	80.40	5.40	107.20	7.20			536.00	36.00	1,072.00	72.00	5,360.00	360.00			4.22%

INTEREST EARNED:

ELIGIBLE FOR SPECIAL TAX EXEMPTION

MAY 2000
INSIST ON PROPER IDENTIFICATION.

SERIES I - REDEMPTION VALUES AND INTEREST EARNED AMOUNTS BY DENOMINATION

JUNE 2000

ISSUE YEAR	ISSUE MONTHS	\$50		\$75		\$100		\$200		\$500		\$1,000		\$5,000		\$10,000		YIELD FROM ISSUE
		REDEMP. VALUE	INTEREST EARNED	REDEMP. VALUE	INTEREST EARNED	REDEMP. VALUE	INTEREST EARNED	REDEMP. VALUE	INTEREST EARNED	REDEMP. VALUE	INTEREST EARNED	REDEMP. VALUE	INTEREST EARNED	REDEMP. VALUE	INTEREST EARNED	REDEMP. VALUE	INTEREST EARNED	
2000	Jan. thru June	Not eligible for payment																
1999	Dec.	50.86	0.86	76.29	1.29	101.72	1.72	203.44	3.44	508.60	8.60	1,017.20	17.20	5,086.00	86.00	10,172.00	172.00	3.44%
	Nov.	51.16	1.16	76.74	1.74	102.32	2.32	204.64	4.64	511.60	11.60	1,023.20	23.20	5,116.00	116.00	10,232.00	232.00	3.97%
	Oct.	51.04	1.04	76.56	1.56	102.08	2.08	204.16	4.16	510.40	10.40	1,020.80	20.80	5,104.00	104.00	10,208.00	208.00	3.11%
	Sep.	51.26	1.26	76.89	1.89	102.52	2.52	205.04	5.04	512.60	12.60	1,025.20	25.20	5,126.00	126.00	10,252.00	252.00	3.35%
	Aug.	51.54	1.54	77.31	2.31	103.08	3.08	206.16	6.16	515.40	15.40	1,030.80	30.80	5,154.00	154.00	10,308.00	308.00	3.67%
	July	51.84	1.84	77.76	2.76	103.68	3.68	207.36	7.36	518.40	18.40	1,036.80	36.80	5,184.00	184.00	10,368.00	368.00	3.98%
	June	52.14	2.14	78.21	3.21	104.28	4.28	208.56	8.56	521.40	21.40	1,042.80	42.80	5,214.00	214.00	10,428.00	428.00	4.24%
	May	52.42	2.42	78.63	3.63	104.84	4.84	209.68	9.68	524.20	24.20	1,048.40	48.40	5,242.00	242.00	10,484.00	484.00	4.41%
	Apr.	52.34	2.34	78.51	3.51	104.68	4.68			523.40	23.40	1,046.80	46.80	5,234.00	234.00			3.96%
	Mar.	52.56	2.56	78.84	3.84	105.12	5.12			525.60	25.60	1,051.20	51.20	5,256.00	256.00			4.03%
	Feb.	52.86	2.86	79.29	4.29	105.72	5.72			528.60	28.60	1,057.20	57.20	5,286.00	286.00			4.22%
Jan.	53.16	3.16	79.74	4.74	106.32	6.32			531.60	31.60	1,063.20	63.20	5,316.00	316.00			4.37%	
1998	Dec.	53.46	3.46	80.19	5.19	106.92	6.92			534.60	34.60	1,069.20	69.20	5,346.00	346.00			4.51%
	Nov.	53.76	3.76	80.64	5.64	107.52	7.52			537.60	37.60	1,075.20	75.20	5,376.00	376.00			4.63%
	Oct.	53.60	3.60	80.40	5.40	107.20	7.20			536.00	36.00	1,072.00	72.00	5,360.00	360.00			4.22%
	Sep.	53.84	3.84	80.76	5.76	107.68	7.68			538.40	38.40	1,076.80	76.80	5,384.00	384.00			4.27%

INTEREST EARNED:

ELIGIBLE FOR SPECIAL TAX EXEMPTION

JUNE 2000
INSIST ON PROPER IDENTIFICATION.

SERIES I - REDEMPTION VALUES AND INTEREST EARNED AMOUNTS BY DENOMINATION

JULY 2000

ISSUE YEAR	ISSUE MONTHS	\$50		\$75		\$100		\$200		\$500		\$1,000		\$5,000		\$10,000		YIELD FROM ISSUE
		REDEMP. VALUE	INTEREST EARNED	REDEMP. VALUE	INTEREST EARNED	REDEMP. VALUE	INTEREST EARNED	REDEMP. VALUE	INTEREST EARNED	REDEMP. VALUE	INTEREST EARNED	REDEMP. VALUE	INTEREST EARNED	REDEMP. VALUE	INTEREST EARNED	REDEMP. VALUE	INTEREST EARNED	
2000	Feb. thru July	Not eligible for payment																
	Jan.	50.86	0.86	76.29	1.29	101.72	1.72	203.44	3.44	508.60	8.60	1,017.20	17.20	5,086.00	86.00	10,172.00	172.00	3.44%
1999	Dec.	51.16	1.16	76.74	1.74	102.32	2.32	204.64	4.64	511.60	11.60	1,023.20	23.20	5,116.00	116.00	10,232.00	232.00	3.97%
	Nov.	51.44	1.44	77.16	2.16	102.88	2.88	205.76	5.76	514.40	14.40	1,028.80	28.80	5,144.00	144.00	10,288.00	288.00	4.30%
	Oct.	51.26	1.26	76.89	1.89	102.52	2.52	205.04	5.04	512.60	12.60	1,025.20	25.20	5,126.00	126.00	10,252.00	252.00	3.35%
	Sep.	51.54	1.54	77.31	2.31	103.08	3.08	206.16	6.16	515.40	15.40	1,030.80	30.80	5,154.00	154.00	10,308.00	308.00	3.67%
	Aug.	51.84	1.84	77.76	2.76	103.68	3.68	207.36	7.36	518.40	18.40	1,036.80	36.80	5,184.00	184.00	10,368.00	368.00	3.98%
	July	52.14	2.14	78.21	3.21	104.28	4.28	208.56	8.56	521.40	21.40	1,042.80	42.80	5,214.00	214.00	10,428.00	428.00	4.24%
	June	52.42	2.42	78.63	3.63	104.84	4.84	209.68	9.68	524.20	24.20	1,048.40	48.40	5,242.00	242.00	10,484.00	484.00	4.41%
	May	52.72	2.72	79.08	4.08	105.44	5.44	210.88	10.88	527.20	27.20	1,054.40	54.40	5,272.00	272.00	10,544.00	544.00	4.59%
	Apr.	52.56	2.56	78.84	3.84	105.12	5.12			525.60	25.60	1,051.20	51.20	5,256.00	256.00			4.03%
	Mar.	52.86	2.86	79.29	4.29	105.72	5.72			528.60	28.60	1,057.20	57.20	5,286.00	286.00			4.22%
	Feb.	53.16	3.16	79.74	4.74	106.32	6.32			531.60	31.60	1,063.20	63.20	5,316.00	316.00			4.37%
	Jan.	53.46	3.46	80.19	5.19	106.92	6.92			534.60	34.60	1,069.20	69.20	5,346.00	346.00			4.51%
1998	Dec.	53.76	3.76	80.64	5.64	107.52	7.52			537.60	37.60	1,075.20	75.20	5,376.00	376.00			4.63%
	Nov.	54.06	4.06	81.09	6.09	108.12	8.12			540.60	40.60	1,081.20	81.20	5,406.00	406.00			4.74%
	Oct.	53.84	3.84	80.76	5.76	107.68	7.68			538.40	38.40	1,076.80	76.80	5,384.00	384.00			4.27%
	Sep.	54.14	4.14	81.21	6.21	108.28	8.28			541.40	41.40	1,082.80	82.80	5,414.00	414.00			4.39%

INTEREST EARNED:

ELIGIBLE FOR SPECIAL TAX EXEMPTION

JULY 2000
INSIST ON PROPER IDENTIFICATION.

SERIES I - REDEMPTION VALUES AND INTEREST EARNED AMOUNTS BY DENOMINATION

AUGUST 2000

ISSUE YEAR	ISSUE MONTHS	\$50		\$75		\$100		\$200		\$500		\$1,000		\$5,000		\$10,000		YIELD FROM ISSUE
		REDEMP. VALUE	INTEREST EARNED	REDEMP. VALUE	INTEREST EARNED	REDEMP. VALUE	INTEREST EARNED	REDEMP. VALUE	INTEREST EARNED	REDEMP. VALUE	INTEREST EARNED	REDEMP. VALUE	INTEREST EARNED	REDEMP. VALUE	INTEREST EARNED	REDEMP. VALUE	INTEREST EARNED	
2000	Mar. thru Aug.	Not eligible for payment																
	Feb.	50.86	0.86	76.29	1.29	101.72	1.72	203.44	3.44	508.60	8.60	1,017.20	17.20	5,086.00	86.00	10,172.00	172.00	3.44%
	Jan.	51.16	1.16	76.74	1.74	102.32	2.32	204.64	4.64	511.60	11.60	1,023.20	23.20	5,116.00	116.00	10,232.00	232.00	3.97%
1999	Dec.	51.44	1.44	77.16	2.16	102.88	2.88	205.76	5.76	514.40	14.40	1,028.80	28.80	5,144.00	144.00	10,288.00	288.00	4.30%
	Nov.	51.74	1.74	77.61	2.61	103.48	3.48	206.96	6.96	517.40	17.40	1,034.80	34.80	5,174.00	174.00	10,348.00	348.00	4.61%
	Oct.	51.54	1.54	77.31	2.31	103.08	3.08	206.16	6.16	515.40	15.40	1,030.80	30.80	5,154.00	154.00	10,308.00	308.00	3.67%
	Sep.	51.84	1.84	77.76	2.76	103.68	3.68	207.36	7.36	518.40	18.40	1,036.80	36.80	5,184.00	184.00	10,368.00	368.00	3.98%
	Aug.	52.14	2.14	78.21	3.21	104.28	4.28	208.56	8.56	521.40	21.40	1,042.80	42.80	5,214.00	214.00	10,428.00	428.00	4.24%
	July	52.42	2.42	78.63	3.63	104.84	4.84	209.68	9.68	524.20	24.20	1,048.40	48.40	5,242.00	242.00	10,484.00	484.00	4.41%
	June	52.72	2.72	79.08	4.08	105.44	5.44	210.88	10.88	527.20	27.20	1,054.40	54.40	5,272.00	272.00	10,544.00	544.00	4.59%
	May	53.02	3.02	79.53	4.53	106.04	6.04	212.08	12.08	530.20	30.20	1,060.40	60.40	5,302.00	302.00	10,604.00	604.00	4.75%
	Apr.	52.86	2.86	79.29	4.29	105.72	5.72			528.60	28.60	1,057.20	57.20	5,286.00	286.00			4.22%
	Mar.	53.16	3.16	79.74	4.74	106.32	6.32			531.60	31.60	1,063.20	63.20	5,316.00	316.00			4.37%
	Feb.	53.46	3.46	80.19	5.19	106.92	6.92			534.60	34.60	1,069.20	69.20	5,346.00	346.00			4.51%
Jan.	53.76	3.76	80.64	5.64	107.52	7.52			537.60	37.60	1,075.20	75.20	5,376.00	376.00			4.63%	
1998	Dec.	54.06	4.06	81.09	6.09	108.12	8.12			540.60	40.60	1,081.20	81.20	5,406.00	406.00			4.74%
	Nov.	54.36	4.36	81.54	6.54	108.72	8.72			543.60	43.60	1,087.20	87.20	5,436.00	436.00			4.83%
	Oct.	54.14	4.14	81.21	6.21	108.28	8.28			541.40	41.40	1,082.80	82.80	5,414.00	414.00			4.39%
	Sep.	54.46	4.46	81.69	6.69	108.92	8.92			544.60	44.60	1,089.20	89.20	5,446.00	446.00			4.51%

INTEREST EARNED:

ELIGIBLE FOR SPECIAL TAX EXEMPTION

AUGUST 2000
INSIST ON PROPER IDENTIFICATION.

SERIES E - REDEMPTION VALUES AND INTEREST EARNED AMOUNTS BY DENOMINATION

MARCH 2000

ISSUE YEAR	ISSUE MONTHS	\$25		\$50		\$75		\$100		\$200		\$500		\$1,000		YIELD FROM ISSUE
		REDEMP. VALUE	INTEREST EARNED	REDEMP. VALUE	INTEREST EARNED	REDEMP. VALUE	INTEREST EARNED	REDEMP. VALUE	INTEREST EARNED	REDEMP. VALUE	INTEREST EARNED	REDEMP. VALUE	INTEREST EARNED	REDEMP. VALUE	INTEREST EARNED	
1980	May thru June	73.73	54.98	147.46	109.96	221.19	164.94	294.92	219.92	589.84	439.84	1,474.60	1,099.60	2,949.20	2,199.20	7.15%
	Apr.	72.98	54.23	145.96	108.46	218.94	162.69	291.92	216.92	583.84	433.84	1,459.60	1,084.60	2,919.20	2,169.20	7.09%
	Jan. thru Mar.	74.44	55.69	148.88	111.38	223.32	167.07	297.76	222.76	595.52	445.52	1,488.80	1,113.80	2,977.60	2,227.60	7.01%
1979	Nov. thru Dec.	74.44	55.69	148.88	111.38	223.32	167.07	297.76	222.76	595.52	445.52	1,488.80	1,113.80	2,977.60	2,227.60	7.01%
	Oct.	73.75	55.00	147.50	110.00	221.25	165.00	295.00	220.00	590.00	440.00	1,475.00	1,100.00	2,950.00	2,200.00	6.97%
	June thru Sep.	75.22	56.47	150.44	112.94	225.66	169.41	300.88	225.88	601.76	451.76	1,504.40	1,129.40	3,008.80	2,258.80	6.89%
	May	75.05	56.30	150.10	112.60	225.15	168.90	300.20	225.20	600.40	450.40	1,501.00	1,126.00	3,002.00	2,252.00	6.88%
	Apr.	74.33	55.58	148.66	111.16	222.99	166.74	297.32	222.32	594.64	444.64	1,486.60	1,111.60	2,973.20	2,223.20	6.83%
	Jan. thru Mar.	75.82	57.07	151.64	114.14	227.46	171.21	303.28	228.28	606.56	456.56	1,516.40	1,141.40	3,032.80	2,282.80	6.77%
	Dec.	75.80	57.05	151.60	114.10	227.40	171.15	303.20	228.20	606.40	456.40	1,516.00	1,141.00	3,032.00	2,282.00	6.76%
1978	Nov.	75.60	56.85	151.20	113.70	226.80	170.55	302.40	227.40	604.80	454.80	1,512.00	1,137.00	3,024.00	2,274.00	6.75%
	Oct.	74.89	56.14	149.78	112.28	224.67	168.42	299.56	224.56	599.12	449.12	1,497.80	1,122.80	2,995.60	2,245.60	6.70%
	July thru Sep.	76.39	57.64	152.78	115.28	229.17	172.92	305.56	230.56	611.12	461.12	1,527.80	1,152.80	3,055.60	2,305.60	6.64%
	June	76.37	57.62	152.74	115.24	229.11	172.86	305.48	230.48	610.96	460.96	1,527.40	1,152.40	3,054.80	2,304.80	6.64%
	May	76.18	57.43	152.36	114.86	228.54	172.29	304.72	229.72	609.44	459.44	1,523.60	1,148.60	3,047.20	2,297.20	6.63%
	Apr.	78.99	60.24	157.98	120.48	236.97	180.72	315.96	240.96	631.92	481.92	1,579.80	1,204.80	3,159.60	2,409.60	6.80%
	Mar.	80.58	61.83	161.16	123.66	241.74	185.49	322.32	247.32	644.64	494.64	1,611.60	1,236.60	3,223.20	2,473.20	6.74%
	Jan. thru Feb.	88.24	69.49	176.48	138.98	264.72	208.47	352.96	277.96	705.92	555.92	1,764.80	1,389.80	3,529.60	2,779.60	7.17%
1977	Dec.	88.24	69.49	176.48	138.98	264.72	208.47	352.96	277.96	705.92	555.92	1,764.80	1,389.80	3,529.60	2,779.60	7.17%
	Nov.	88.00	69.25	176.00	138.50	264.00	207.75	352.00	277.00	704.00	554.00	1,760.00	1,385.00	3,520.00	2,770.00	7.15%
	Oct.	95.96	77.21	191.92	154.42	287.88	231.63	383.84	308.84	767.68	617.68	1,919.20	1,544.20	3,838.40	3,088.40	7.56%
	July thru Sep.	98.84	80.09	197.68	160.18	296.52	240.27	395.36	320.36	790.72	640.72	1,976.80	1,601.80	3,953.60	3,203.60	7.53%
	June	98.85	80.10	197.70	160.20	296.55	240.30	395.40	320.40	790.80	640.80	1,977.00	1,602.00	3,954.00	3,204.00	7.53%
	May	98.65	79.90	197.30	159.80	295.95	239.70	394.60	319.60	789.20	639.20	1,973.00	1,598.00	3,946.00	3,196.00	7.52%
	Apr.	97.68	78.93	195.36	157.86	293.04	236.79	390.72	315.72	781.44	631.44	1,953.60	1,578.60	3,907.20	3,157.20	7.47%
	Jan. thru Mar.	100.62	81.87	201.24	163.74	301.86	245.61	402.48	327.48	804.96	654.96	2,012.40	1,637.40	4,024.80	3,274.80	7.44%
1976	Dec.	100.62	81.87	201.24	163.74	301.86	245.61	402.48	327.48	804.96	654.96	2,012.40	1,637.40	4,024.80	3,274.80	7.44%
	Nov.	100.33	81.58	200.66	163.16	300.99	244.74	401.32	326.32	802.64	652.64	2,006.60	1,631.60	4,013.20	3,263.20	7.43%
	Oct.	99.36	80.61	198.72	161.22	298.08	241.83	397.44	322.44	794.88	644.88	1,987.20	1,612.20	3,974.40	3,224.40	7.38%
	July thru Sep.	102.34	83.59	204.68	167.18	307.02	250.77	409.36	334.36	818.72	668.72	2,046.80	1,671.80	4,093.60	3,343.60	7.35%
	June	102.36	83.61	204.72	167.22	307.08	250.83	409.44	334.44	818.88	668.88	2,047.20	1,672.20	4,094.40	3,344.40	7.35%
	May	102.13	83.38	204.26	166.76	306.39	250.14	408.52	333.52	817.04	667.04	2,042.60	1,667.60	4,085.20	3,335.20	7.34%
	Apr.	101.17	82.42	202.34	164.84	303.51	247.26	404.68	329.68	809.36	659.36	2,023.40	1,648.40	4,046.80	3,296.80	7.30%
	Jan. thru Mar.	104.21	85.46	208.42	170.92	312.63	256.38	416.84	341.84	833.68	683.68	2,084.20	1,709.20	4,168.40	3,418.40	7.28%

MARCH 2000

INSIST ON PROPER IDENTIFICATION.

Series E

SERIES E - REDEMPTION VALUES AND INTEREST EARNED AMOUNTS BY DENOMINATION

MARCH 2000

ISSUE YEAR	ISSUE MONTHS	\$25		\$50		\$75		\$100		\$200		\$500		\$1,000		YIELD FROM ISSUE
		REDEMP. VALUE	INTEREST EARNED	REDEMP. VALUE	INTEREST EARNED	REDEMP. VALUE	INTEREST EARNED	REDEMP. VALUE	INTEREST EARNED	REDEMP. VALUE	INTEREST EARNED	REDEMP. VALUE	INTEREST EARNED	REDEMP. VALUE	INTEREST EARNED	
1975	Dec.	104.20	85.45	208.40	170.90	312.60	256.35	416.80	341.80	833.60	683.60	2,084.00	1,709.00	4,168.00	3,418.00	7.28%
	Nov.	103.96	85.21	207.92	170.42	311.88	255.63	415.84	340.84	831.68	681.68	2,079.20	1,704.20	4,158.40	3,408.40	7.27%
	Oct.	102.96	84.21	205.92	168.42	308.88	252.63	411.84	336.84	823.68	673.68	2,059.20	1,684.20	4,118.40	3,368.40	7.22%
	July thru Sep.	106.04	87.29	212.08	174.58	318.12	261.87	424.16	349.16	848.32	698.32	2,120.80	1,745.80	4,241.60	3,491.60	7.20%
	June	106.05	87.30	212.10	174.60	318.15	261.90	424.20	349.20	848.40	698.40	2,121.00	1,746.00	4,242.00	3,492.00	7.20%
	May	105.80	87.05	211.60	174.10	317.40	261.15	423.20	348.20	846.40	696.40	2,116.00	1,741.00	4,232.00	3,482.00	7.19%
	Apr.	104.79	86.04	209.58	172.08	314.37	258.12	419.16	344.16	838.32	688.32	2,095.80	1,720.80	4,191.60	3,441.60	7.15%
	Jan. thru Mar.	107.93	89.18	215.86	178.36	323.79	267.54	431.72	356.72	863.44	713.44	2,158.60	1,783.60	4,317.20	3,567.20	7.13%
1974	Dec.	107.95	89.20	215.90	178.40	323.85	267.60	431.80	356.80	863.60	713.60	2,159.00	1,784.00	4,318.00	3,568.00	7.13%
	Nov.	107.68	88.93	215.36	177.86	323.04	266.79	430.72	355.72	861.44	711.44	2,153.60	1,778.60	4,307.20	3,557.20	7.12%
	Oct.	106.66	87.91	213.32	175.82	319.98	263.73	426.64	351.64	853.28	703.28	2,133.20	1,758.20	4,266.40	3,516.40	7.08%
	June thru Sep.	108.79	90.04	217.58	180.08	326.37	270.12	435.16	360.16	870.32	720.32	2,175.80	1,800.80	4,351.60	3,601.60	7.02%
	May	108.54	89.79	217.08	179.58	325.62	269.37	434.16	359.16	868.32	718.32	2,170.80	1,795.80	4,341.60	3,591.60	7.01%
	Apr.	107.51	88.76	215.02	177.52	322.53	266.28	430.04	355.04	860.08	710.08	2,150.20	1,775.20	4,300.40	3,550.40	6.97%
	Jan. thru Mar.	109.66	90.91	219.32	181.82	328.98	272.73	438.64	363.64	877.28	727.28	2,193.20	1,818.20	4,386.40	3,636.40	6.91%
1973	Dec.	109.66	90.91	219.32	181.82	328.98	272.73	438.64	363.64	877.28	727.28	2,193.20	1,818.20	4,386.40	3,636.40	6.91%
	Sep. thru Nov.	113.95	95.20	227.90	190.40	341.85	285.60	455.80	380.80	911.60	761.60	2,279.00	1,904.00	4,558.00	3,808.00	6.97%
	Aug.	113.93	95.18	227.86	190.36	341.79	285.54	455.72	380.72	911.44	761.44	2,278.60	1,903.60	4,557.20	3,807.20	6.97%
	July	113.69	94.94	227.38	189.88	341.07	284.82	454.76	379.76	909.52	759.52	2,273.80	1,898.80	4,547.60	3,797.60	6.96%
	June	112.60	93.85	225.20	187.70	337.80	281.55	450.40	375.40	900.80	750.80	2,252.00	1,877.00	4,504.00	3,754.00	6.92%
	Feb. thru May	114.58	95.83	229.16	191.66	343.74	287.49	458.32	383.32	916.64	766.64	2,291.60	1,916.60	4,583.20	3,833.20	6.86%
	Jan.	114.29	95.54	228.58	191.08	342.87	286.62	457.16	382.16	914.32	764.32	2,285.80	1,910.80	4,571.60	3,821.60	6.85%
	Dec.	113.21	94.46	226.42	188.92	339.63	283.38	452.84	377.84	905.68	755.68	2,264.20	1,889.20	4,528.40	3,778.40	6.81%
1972	Aug. thru Nov.	115.22	96.47	230.44	192.94	345.66	289.41	460.88	385.88	921.76	771.76	2,304.40	1,929.40	4,608.80	3,858.80	6.75%
	July	114.96	96.21	229.92	192.42	344.88	288.63	459.84	384.84	919.68	769.68	2,299.20	1,924.20	4,598.40	3,848.40	6.75%
	June	113.86	95.11	227.72	190.22	341.58	285.33	455.44	380.44	910.88	760.88	2,277.20	1,902.20	4,554.40	3,804.40	6.71%
	Mar. thru May	115.81	97.06	231.62	194.12	347.43	291.18	463.24	388.24	926.48	776.48	2,316.20	1,941.20	4,632.40	3,882.40	6.65%
	Feb.	115.80	97.05	231.60	194.10	347.40	291.15	463.20	388.20	926.40	776.40	2,316.00	1,941.00	4,632.00	3,882.00	6.65%
	Jan.	115.53	96.78	231.06	193.56	346.59	290.34	462.12	387.12	924.24	774.24	2,310.60	1,935.60	4,621.20	3,871.20	6.64%
	Dec.	114.42	95.67	228.84	191.34	343.26	287.01	457.68	382.68	915.36	765.36	2,288.40	1,913.40	4,576.80	3,826.80	6.60%
1971	Aug. thru Nov.	116.41	97.66	232.82	195.32	349.23	292.98	465.64	390.64	931.28	781.28	2,328.20	1,953.20	4,656.40	3,906.40	6.55%
	July	116.20	97.45	232.40	194.90	348.60	292.35	464.80	389.80	929.60	779.60	2,324.00	1,949.00	4,648.00	3,898.00	6.54%
	June	116.93	98.18	233.86	196.36	350.79	294.54	467.72	392.72	935.44	785.44	2,338.60	1,963.60	4,677.20	3,927.20	6.57%
	Feb. thru May	118.96	100.21	237.92	200.42	356.88	300.63	475.84	400.84	951.68	801.68	2,379.20	2,004.20	4,758.40	4,008.40	6.51%
	Jan.	118.68	99.93	237.36	199.86	356.04	299.79	474.72	399.72	949.44	799.44	2,373.60	1,998.60	4,747.20	3,997.20	6.50%
	Dec.	118.68	99.93	237.36	199.86	356.04	299.79	474.72	399.72	949.44	799.44	2,373.60	1,998.60	4,747.20	3,997.20	6.50%

MARCH 2000

INSIST ON PROPER IDENTIFICATION.

Series E

SERIES E - REDEMPTION VALUES AND INTEREST EARNED AMOUNTS BY DENOMINATION

MARCH 2000

ISSUE YEAR	ISSUE MONTHS	\$25		\$50		\$75		\$100		\$200		\$500		\$1,000		YIELD FROM ISSUE
		REDEMP. VALUE	INTEREST EARNED	REDEMP. VALUE	INTEREST EARNED	REDEMP. VALUE	INTEREST EARNED	REDEMP. VALUE	INTEREST EARNED	REDEMP. VALUE	INTEREST EARNED	REDEMP. VALUE	INTEREST EARNED	REDEMP. VALUE	INTEREST EARNED	
1970	Dec.	133.69	114.94	267.38	229.88	401.07	344.82	534.76	459.76	1,069.52	919.52	2,673.80	2,298.80	5,347.60	4,597.60	6.93%
	Aug. thru Nov.	136.05	117.30	272.10	234.60	408.15	351.90	544.20	469.20	1,088.40	938.40	2,721.00	2,346.00	5,442.00	4,692.00	6.87%
	July	135.73	116.98	271.46	233.96	407.19	350.94	542.92	467.92	1,085.84	935.84	2,714.60	2,339.60	5,429.20	4,679.20	6.86%
	June	134.41	115.66	268.82	231.32	403.23	346.98	537.64	462.64	1,075.28	925.28	2,688.20	2,313.20	5,376.40	4,626.40	6.83%
	Apr. thru May	136.45	117.70	272.90	235.40	409.35	353.10	545.80	470.80	1,091.60	941.60	2,729.00	2,354.00	5,458.00	4,708.00	6.76%
	A Mar.	137.36	118.61	274.72	237.22	412.08	355.83	549.44	474.44	1,098.88	948.88	2,747.20	2,372.20	5,494.40	4,744.40	6.75%
	A Feb.	137.34	118.59	274.68	237.18	412.02	355.77	549.36	474.36	1,098.72	948.72	2,746.80	2,371.80	5,493.60	4,743.60	6.75%
A Jan.	137.00	118.25	274.00	236.50	411.00	354.75	548.00	473.00	1,096.00	946.00	2,740.00	2,365.00	5,480.00	4,730.00	6.74%	
1969	A Dec.	135.72	116.97	271.44	233.94	407.16	350.91	542.88	467.88	1,085.76	935.76	2,714.40	2,339.40	5,428.80	4,678.80	6.71%
	A Sep. thru Nov.	135.02	116.27	270.04	232.54	405.06	348.81	540.08	465.08	1,080.16	930.16	2,700.40	2,325.40	5,400.80	4,650.80	6.69%
	A Aug.	135.01	116.26	270.02	232.52	405.03	348.78	540.04	465.04	1,080.08	930.08	2,700.20	2,325.20	5,400.40	4,650.40	6.69%
	A July	134.71	115.96	269.42	231.92	404.13	347.88	538.84	463.84	1,077.68	927.68	2,694.20	2,319.20	5,388.40	4,638.40	6.68%
	A June	133.42	114.67	266.84	229.34	400.26	344.01	533.68	458.68	1,067.36	917.36	2,668.40	2,293.40	5,336.80	4,586.80	6.65%
	A May	138.60	119.85	277.20	239.70	415.80	359.55	554.40	479.40	1,108.80	958.80	2,772.00	2,397.00	5,544.00	4,794.00	6.78%
	AB Jan. thru Apr.	137.27	118.52	274.54	237.04	411.81	355.56	549.08	474.08	1,098.16	948.16	2,745.40	2,370.40	5,490.80	4,740.80	6.75%
1968	AB Dec.	137.28	118.53	274.56	237.06	411.84	355.59	549.12	474.12	1,098.24	948.24	2,745.60	2,370.60	5,491.20	4,741.20	6.75%
	AB Nov.	135.44	116.69	270.88	233.38	406.32	350.07	541.76	466.76	1,083.52	933.52	2,708.80	2,333.80	5,417.60	4,667.60	6.70%
	AB July thru Oct.	134.14	115.39	268.28	230.78	402.42	346.17	536.56	461.56	1,073.12	923.12	2,682.80	2,307.80	5,365.60	4,615.60	6.67%
	AB June	134.16	115.41	268.32	230.82	402.48	346.23	536.64	461.64	1,073.28	923.28	2,683.20	2,308.20	5,366.40	4,616.40	6.67%
	AB May	132.57	113.82	265.14	227.64	397.71	341.46	530.28	455.28	1,060.56	910.56	2,651.40	2,276.40	5,302.80	4,552.80	6.63%
	AB Jan. thru Apr.	131.28	112.53	262.56	225.06	393.84	337.59	525.12	450.12	1,050.24	900.24	2,625.60	2,250.60	5,251.20	4,501.20	6.59%
	1967	AB Dec.	131.28	112.53	262.56	225.06	393.84	337.59	525.12	450.12	1,050.24	900.24	2,625.60	2,250.60	5,251.20	4,501.20
AB Nov.		129.70	110.95	259.40	221.90	389.10	332.85	518.80	443.80	1,037.60	887.60	2,594.00	2,219.00	5,188.00	4,438.00	6.55%
AB July thru Oct.		128.45	109.70	256.90	219.40	385.35	329.10	513.80	438.80	1,027.60	877.60	2,569.00	2,194.00	5,138.00	4,388.00	6.52%
AB June		128.46	109.71	256.92	219.42	385.38	329.13	513.84	438.84	1,027.68	877.68	2,569.20	2,194.20	5,138.40	4,388.40	6.52%
AB May		127.06	108.31	254.12	216.62	381.18	324.93	508.24	433.24	1,016.48	866.48	2,541.20	2,166.20	5,082.40	4,332.40	6.48%
AB Jan. thru Apr.		125.86	107.11	251.72	214.22	377.58	321.33	503.44	428.44	1,006.88	856.88	2,517.20	2,142.20	5,034.40	4,284.40	6.45%
1966		AB Dec.	125.85	107.10	251.70	214.20	377.55	321.30	503.40	428.40	1,006.80	856.80	2,517.00	2,142.00	5,034.00	4,284.00
	AB Nov.	124.46	105.71	248.92	211.42	373.38	317.13	497.84	422.84	995.68	845.68	2,489.20	2,114.20	4,978.40	4,228.40	6.41%
	AB July thru Oct.	123.27	104.52	246.54	209.04	369.81	313.56	493.08	418.08	986.16	836.16	2,465.40	2,090.40	4,930.80	4,180.80	6.38%
	AB June	123.28	104.53	246.56	209.06	369.84	313.59	493.12	418.12	986.24	836.24	2,465.60	2,090.60	4,931.20	4,181.20	6.38%
	AB May	122.02	103.27	244.04	206.54	366.06	309.81	488.08	413.08	976.16	826.16	2,440.40	2,065.40	4,880.80	4,130.80	6.34%
	AB Mar. thru Apr.	121.94	103.19	243.88	206.38	365.82	309.57	487.76	412.76	975.52	825.52	2,438.80	2,063.80	4,877.60	4,127.60	6.34%
	AB Jan. thru Feb.	128.13	109.38	256.26	218.76	384.39	328.14	512.52	437.52	1,025.04	875.04	2,562.60	2,187.60	5,125.20	4,375.20	6.51%

MARCH 2000

INSIST ON PROPER IDENTIFICATION.

Series E

SERIES E - REDEMPTION VALUES AND INTEREST EARNED AMOUNTS BY DENOMINATION

MARCH 2000

ISSUE YEAR	ISSUE MONTHS	\$25		\$50		\$75		\$100		\$200		\$500		\$1,000		YIELD FROM ISSUE
		REDEMP. VALUE	INTEREST EARNED	REDEMP. VALUE	INTEREST EARNED	REDEMP. VALUE	INTEREST EARNED	REDEMP. VALUE	INTEREST EARNED	REDEMP. VALUE	INTEREST EARNED	REDEMP. VALUE	INTEREST EARNED	REDEMP. VALUE	INTEREST EARNED	
1965 AB	Dec.	128.12	109.37	256.24	218.74	384.36	328.11	512.48	437.48	1,024.96	874.96	2,562.40	2,187.40	5,124.80	4,374.80	6.51%
	Sep. thru Nov.	147.75	129.00	295.50	258.00	443.25	387.00	591.00	516.00	1,182.00	1,032.00	2,955.00	2,580.00	5,910.00	5,160.00	6.12%
	Aug.	146.99	128.24	293.98	256.48	440.97	384.72	587.96	512.96	1,175.92	1,025.92	2,939.80	2,564.80	5,879.60	5,129.60	6.10%
	July	148.77	130.02	297.54	260.04	446.31	390.06	595.08	520.08	1,190.16	1,040.16	2,975.40	2,600.40	5,950.80	5,200.80	6.14%
	June	151.77	133.02	303.54	266.04	455.31	399.06	607.08	532.08	1,214.16	1,064.16	3,035.40	2,660.40	6,070.80	5,320.80	6.11%
	Apr. thru May	165.30	146.55	330.60	293.10	495.90	439.65	661.20	586.20	1,322.40	1,172.40	3,306.00	2,931.00	6,612.00	5,862.00	6.36%
	Mar.	165.31	146.56	330.62	293.12	495.93	439.68	661.24	586.24	1,322.48	1,172.48	3,306.20	2,931.20	6,612.40	5,862.40	6.36%
	Feb.	164.51	145.76	329.02	291.52	493.53	437.28	658.04	583.04	1,316.08	1,166.08	3,290.20	2,915.20	6,580.40	5,830.40	6.35%
	Jan.	179.35	160.60	358.70	321.20	538.05	481.80	717.40	642.40	1,434.80	1,284.80	3,587.00	3,212.00	7,174.00	6,424.00	6.60%
1964	Dec.	184.73	165.98	369.46	331.96	554.19	497.94	738.92	663.92	1,477.84	1,327.84	3,694.60	3,319.60	7,389.20	6,639.20	6.60%
	Sep. thru Nov.	183.54	164.79	367.08	329.58	550.62	494.37	734.16	659.16	1,468.32	1,318.32	3,670.80	3,295.80	7,341.60	6,591.60	6.58%
	Aug.	182.69	163.94	365.38	327.88	548.07	491.82	730.76	655.76	1,461.52	1,311.52	3,653.80	3,278.80	7,307.60	6,557.60	6.56%
	July	180.93	162.18	361.86	324.36	542.79	486.54	723.72	648.72	1,447.44	1,297.44	3,618.60	3,243.60	7,237.20	6,487.20	6.54%
	June	186.35	167.60	372.70	335.20	559.05	502.80	745.40	670.40	1,490.80	1,340.80	3,727.00	3,352.00	7,454.00	6,704.00	6.53%
	Apr. thru May	185.12	166.37	370.24	332.74	555.36	499.11	740.48	665.48	1,480.96	1,330.96	3,702.40	3,327.40	7,404.80	6,654.80	6.51%
	Mar.	185.13	166.38	370.26	332.76			740.52	665.52	1,481.04	1,331.04	3,702.60	3,327.60	7,405.20	6,655.20	6.51%
	Feb.	184.25	165.50	368.50	331.00			737.00	662.00	1,474.00	1,324.00	3,685.00	3,310.00	7,370.00	6,620.00	6.50%
	Jan.	182.50	163.75	365.00	327.50			730.00	655.00	1,460.00	1,310.00	3,650.00	3,275.00	7,300.00	6,550.00	6.47%
1963	Dec.	187.98	169.23	375.96	338.46			751.92	676.92	1,503.84	1,353.84	3,759.60	3,384.60	7,519.20	6,769.20	6.46%
	Sep. thru Nov.	186.82	168.07	373.64	336.14			747.28	672.28	1,494.56	1,344.56	3,736.40	3,361.40	7,472.80	6,722.80	6.44%
	Aug.	185.93	167.18	371.86	334.36			743.72	668.72	1,487.44	1,337.44	3,718.60	3,343.60	7,437.20	6,687.20	6.43%
	July	184.13	165.38	368.26	330.76			736.52	661.52	1,473.04	1,323.04	3,682.60	3,307.60	7,365.20	6,615.20	6.40%
	June	189.65	170.90	379.30	341.80			758.60	683.60	1,517.20	1,367.20	3,793.00	3,418.00	7,586.00	6,836.00	6.40%
	Apr. thru May	188.22	169.47	376.44	338.94			752.88	677.88	1,505.76	1,355.76	3,764.40	3,389.40	7,528.80	6,778.80	6.38%
	Mar.	188.24	169.49	376.48	338.98			752.96	677.96	1,505.92	1,355.92	3,764.80	3,389.80	7,529.60	6,779.60	6.38%
	Feb.	187.37	168.62	374.74	337.24			749.48	674.48	1,498.96	1,348.96	3,747.40	3,372.40	7,494.80	6,744.80	6.36%
	Jan.	185.57	166.82	371.14	333.64			742.28	667.28	1,484.56	1,334.56	3,711.40	3,336.40	7,422.80	6,672.80	6.34%
1962	Dec.	191.13	172.38	382.26	344.76			764.52	689.52	1,529.04	1,379.04	3,822.60	3,447.60	7,645.20	6,895.20	6.33%
	Oct. thru Nov.	190.35	171.60	380.70	343.20			761.40	686.40	1,522.80	1,372.80	3,807.00	3,432.00	7,614.00	6,864.00	6.32%
	Sep.	190.34	171.59	380.68	343.18			761.36	686.36	1,522.72	1,372.72	3,806.80	3,431.80	7,613.60	6,863.60	6.32%
	Aug.	189.00	170.25	378.00	340.50			756.00	681.00	1,512.00	1,362.00	3,780.00	3,405.00	7,560.00	6,810.00	6.30%
	July	187.20	168.45	374.40	336.90			748.80	673.80	1,497.60	1,347.60	3,744.00	3,369.00	7,488.00	6,738.00	6.27%
	June	192.82	174.07	385.64	348.14			771.28	696.28	1,542.56	1,392.56	3,856.40	3,481.40	7,712.80	6,962.80	6.27%
	Apr. thru May	192.32	173.57	384.64	347.14			769.28	694.28	1,538.56	1,388.56	3,846.40	3,471.40	7,692.80	6,942.80	6.26%
	Mar.	192.34	173.59	384.68	347.18			769.36	694.36	1,538.72	1,388.72	3,846.80	3,471.80	7,693.60	6,943.60	6.26%
	Feb.	190.95	172.20	381.90	344.40			763.80	688.80	1,527.60	1,377.60	3,819.00	3,444.00	7,638.00	6,888.00	6.24%
Jan.	189.12	170.37	378.24	340.74			756.48	681.48	1,512.96	1,362.96	3,782.40	3,407.40	7,564.80	6,814.80	6.22%	

MARCH 2000

INSIST ON PROPER IDENTIFICATION.

Series E

SERIES E - REDEMPTION VALUES AND INTEREST EARNED AMOUNTS BY DENOMINATION

MARCH 2000

ISSUE YEAR	ISSUE MONTHS	\$25		\$50		\$75		\$100		\$200		\$500		\$1,000		YIELD FROM ISSUE
		REDEMP. VALUE	INTEREST EARNED	REDEMP. VALUE	INTEREST EARNED	REDEMP. VALUE	INTEREST EARNED	REDEMP. VALUE	INTEREST EARNED	REDEMP. VALUE	INTEREST EARNED	REDEMP. VALUE	INTEREST EARNED	REDEMP. VALUE	INTEREST EARNED	
1961	Dec.	192.90	174.15	385.80	348.30			771.60	696.60	1,543.20	1,393.20	3,858.00	3,483.00	7,716.00	6,966.00	6.19%
	Oct. thru Nov.	192.34	173.59	384.68	347.18			769.36	694.36	1,538.72	1,388.72	3,846.80	3,471.80	7,693.60	6,943.60	6.18%
	Sep.	192.36	173.61	384.72	347.22			769.44	694.44	1,538.88	1,388.88	3,847.20	3,472.20	7,694.40	6,944.40	6.18%
	Aug.	190.23	171.48	380.46	342.96			760.92	685.92	1,521.84	1,371.84	3,804.60	3,429.60	7,609.20	6,859.20	6.15%
	July	188.42	169.67	376.84	339.34			753.68	678.68	1,507.36	1,357.36	3,768.40	3,393.40	7,536.80	6,786.80	6.12%
	June	192.19	173.44	384.38	346.88			768.76	693.76	1,537.52	1,387.52	3,843.80	3,468.80	7,687.60	6,937.60	6.10%
	Apr. thru May	191.63	172.88	383.26	345.76			766.52	691.52	1,533.04	1,383.04	3,832.60	3,457.60	7,665.20	6,915.20	6.09%
	Mar.	191.64	172.89	383.28	345.78			766.56	691.56	1,533.12	1,383.12	3,832.80	3,457.80	7,665.60	6,915.60	6.09%
	Feb.	189.46	170.71	378.92	341.42			757.84	682.84	1,515.68	1,365.68	3,789.20	3,414.20	7,578.40	6,828.40	6.06%
	Jan.	187.66	168.91	375.32	337.82			750.64	675.64	1,501.28	1,351.28	3,753.20	3,378.20	7,506.40	6,756.40	6.03%
1960	Dec.	191.41	172.66	382.82	345.32			765.64	690.64	1,531.28	1,381.28	3,828.20	3,453.20	7,656.40	6,906.40	6.01%
	Oct. thru Nov.	191.03	172.28	382.06	344.56			764.12	689.12	1,528.24	1,378.24	3,820.60	3,445.60	7,641.20	6,891.20	6.00%
	Sep.	191.02	172.27	382.04	344.54			764.08	689.08	1,528.16	1,378.16	3,820.40	3,445.40	7,640.80	6,890.80	6.00%
	Aug.	188.83	170.08	377.66	340.16			755.32	680.32	1,510.64	1,360.64	3,776.60	3,401.60	7,553.20	6,803.20	5.97%
	July	187.05	168.30	374.10	336.60			748.20	673.20	1,496.40	1,346.40	3,741.00	3,366.00	7,482.00	6,732.00	5.95%
	June	190.79	172.04	381.58	344.08			763.16	688.16	1,526.32	1,376.32	3,815.80	3,440.80	7,631.60	6,881.60	5.92%
	Apr. thru May	190.46	171.71	380.92	343.42			761.84	686.84	1,523.68	1,373.68	3,809.20	3,434.20	7,618.40	6,868.40	5.92%
	A Mar.	192.36	173.61	384.72	347.22			769.44	694.44	1,538.88	1,388.88	3,847.20	3,472.20	7,694.40	6,944.40	5.91%
	A Feb.	190.17	171.42	380.34	342.84			760.68	685.68	1,521.36	1,371.36	3,803.40	3,428.40	7,606.80	6,856.80	5.88%
	A Jan.	188.50	169.75	377.00	339.50			754.00	679.00	1,508.00	1,358.00	3,770.00	3,395.00	7,540.00	6,790.00	5.85%
1959	A Dec.	188.50	169.75	377.00	339.50			754.00	679.00	1,508.00	1,358.00	3,770.00	3,395.00	7,540.00	6,790.00	5.85%
	A Sep. thru Nov.	188.10	169.35	376.20	338.70			752.40	677.40	1,504.80	1,354.80	3,762.00	3,387.00	7,524.00	6,774.00	5.85%
	A Aug.	186.01	167.26	372.02	334.52			744.04	669.04	1,488.08	1,338.08	3,720.20	3,345.20	7,440.40	6,690.40	5.82%
	A June thru July	187.88	169.13	375.76	338.26			751.52	676.52	1,503.04	1,353.04	3,757.60	3,382.60	7,515.20	6,765.20	5.85%
	AB Jan. thru May	191.53	172.78	383.06	345.56			766.12	691.12	1,532.24	1,382.24	3,830.60	3,455.60	7,661.20	6,911.20	5.89%
1958 to 1941	Matured Series E Bonds	REDEMPTION VALUES CAN BE FOUND ON THE TABLE AT THE END OF THIS BOOKLET.														

A. BONDS WITH THE FOLLOWING ISSUE DATES HAVE REACHED FINAL MATURITY AND WILL EARN NO ADDITIONAL INTEREST: MAY 1941 THROUGH MARCH 1960 AND DECEMBER 1965 THROUGH MARCH 1970.
 B. BONDS WITH THE FOLLOWING ISSUE DATES ARE NOT ELIGIBLE FOR EXCHANGE TO SERIES HH BONDS: MAY 1941 THROUGH FEBRUARY 1959 AND DECEMBER 1965 THROUGH FEBRUARY 1969.

MARCH 2000
 INSIST ON PROPER IDENTIFICATION.

SERIES E - REDEMPTION VALUES AND INTEREST EARNED AMOUNTS BY DENOMINATION

APRIL 2000

ISSUE YEAR	ISSUE MONTHS	\$25		\$50		\$75		\$100		\$200		\$500		\$1,000		YIELD FROM ISSUE
		REDEMP. VALUE	INTEREST EARNED	REDEMP. VALUE	INTEREST EARNED	REDEMP. VALUE	INTEREST EARNED	REDEMP. VALUE	INTEREST EARNED	REDEMP. VALUE	INTEREST EARNED	REDEMP. VALUE	INTEREST EARNED	REDEMP. VALUE	INTEREST EARNED	
1980	May thru June	73.73	54.98	147.46	109.96	221.19	164.94	294.92	219.92	589.84	439.84	1,474.60	1,099.60	2,949.20	2,199.20	7.15%
	Jan. thru Apr.	74.44	55.69	148.88	111.38	223.32	167.07	297.76	222.76	595.52	445.52	1,488.80	1,113.80	2,977.60	2,227.60	7.01%
1979	Nov. thru Dec.	74.44	55.69	148.88	111.38	223.32	167.07	297.76	222.76	595.52	445.52	1,488.80	1,113.80	2,977.60	2,227.60	7.01%
	June thru Oct.	75.22	56.47	150.44	112.94	225.66	169.41	300.88	225.88	601.76	451.76	1,504.40	1,129.40	3,008.80	2,258.80	6.89%
	May	75.05	56.30	150.10	112.60	225.15	168.90	300.20	225.20	600.40	450.40	1,501.00	1,126.00	3,002.00	2,252.00	6.88%
	Jan. thru Apr.	75.82	57.07	151.64	114.14	227.46	171.21	303.28	228.28	606.56	456.56	1,516.40	1,141.40	3,032.80	2,282.80	6.77%
1978	Dec.	75.80	57.05	151.60	114.10	227.40	171.15	303.20	228.20	606.40	456.40	1,516.00	1,141.00	3,032.00	2,282.00	6.76%
	Nov.	75.60	56.85	151.20	113.70	226.80	170.55	302.40	227.40	604.80	454.80	1,512.00	1,137.00	3,024.00	2,274.00	6.75%
	July thru Oct.	76.39	57.64	152.78	115.28	229.17	172.92	305.56	230.56	611.12	461.12	1,527.80	1,152.80	3,055.60	2,305.60	6.64%
	June	76.37	57.62	152.74	115.24	229.11	172.86	305.48	230.48	610.96	460.96	1,527.40	1,152.40	3,054.80	2,304.80	6.64%
	May	76.18	57.43	152.36	114.86	228.54	172.29	304.72	229.72	609.44	459.44	1,523.60	1,148.60	3,047.20	2,297.20	6.63%
	Mar. thru Apr.	80.58	61.83	161.16	123.66	241.74	185.49	322.32	247.32	644.64	494.64	1,611.60	1,236.60	3,223.20	2,473.20	6.74%
	Jan. thru Feb.	88.24	69.49	176.48	138.98	264.72	208.47	352.96	277.96	705.92	555.92	1,764.80	1,389.80	3,529.60	2,779.60	7.17%
1977	Dec.	88.24	69.49	176.48	138.98	264.72	208.47	352.96	277.96	705.92	555.92	1,764.80	1,389.80	3,529.60	2,779.60	7.17%
	Nov.	88.00	69.25	176.00	138.50	264.00	207.75	352.00	277.00	704.00	554.00	1,760.00	1,385.00	3,520.00	2,770.00	7.15%
	July thru Oct.	98.84	80.09	197.68	160.18	296.52	240.27	395.36	320.36	790.72	640.72	1,976.80	1,601.80	3,953.60	3,203.60	7.53%
	June	98.85	80.10	197.70	160.20	296.55	240.30	395.40	320.40	790.80	640.80	1,977.00	1,602.00	3,954.00	3,204.00	7.53%
	May	98.65	79.90	197.30	159.80	295.95	239.70	394.60	319.60	789.20	639.20	1,973.00	1,598.00	3,946.00	3,196.00	7.52%
	Jan. thru Apr.	100.62	81.87	201.24	163.74	301.86	245.61	402.48	327.48	804.96	654.96	2,012.40	1,637.40	4,024.80	3,274.80	7.44%
1976	Dec.	100.62	81.87	201.24	163.74	301.86	245.61	402.48	327.48	804.96	654.96	2,012.40	1,637.40	4,024.80	3,274.80	7.44%
	Nov.	100.33	81.58	200.66	163.16	300.99	244.74	401.32	326.32	802.64	652.64	2,006.60	1,631.60	4,013.20	3,263.20	7.43%
	July thru Oct.	102.34	83.59	204.68	167.18	307.02	250.77	409.36	334.36	818.72	668.72	2,046.80	1,671.80	4,093.60	3,343.60	7.35%
	June	102.36	83.61	204.72	167.22	307.08	250.83	409.44	334.44	818.88	668.88	2,047.20	1,672.20	4,094.40	3,344.40	7.35%
	May	102.13	83.38	204.26	166.76	306.39	250.14	408.52	333.52	817.04	667.04	2,042.60	1,667.60	4,085.20	3,335.20	7.34%
	Jan. thru Apr.	104.21	85.46	208.42	170.92	312.63	256.38	416.84	341.84	833.68	683.68	2,084.20	1,709.20	4,168.40	3,418.40	7.28%
1975	Dec.	104.20	85.45	208.40	170.90	312.60	256.35	416.80	341.80	833.60	683.60	2,084.00	1,709.00	4,168.00	3,418.00	7.28%
	Nov.	103.96	85.21	207.92	170.42	311.88	255.63	415.84	340.84	831.68	681.68	2,079.20	1,704.20	4,158.40	3,408.40	7.27%
	July thru Oct.	106.04	87.29	212.08	174.58	318.12	261.87	424.16	349.16	848.32	698.32	2,120.80	1,745.80	4,241.60	3,491.60	7.20%
	June	106.05	87.30	212.10	174.60	318.15	261.90	424.20	349.20	848.40	698.40	2,121.00	1,746.00	4,242.00	3,492.00	7.20%
	May	105.80	87.05	211.60	174.10	317.40	261.15	423.20	348.20	846.40	696.40	2,116.00	1,741.00	4,232.00	3,482.00	7.19%
	Jan. thru Apr.	107.93	89.18	215.86	178.36	323.79	267.54	431.72	356.72	863.44	713.44	2,158.60	1,783.60	4,317.20	3,567.20	7.13%
1974	Dec.	107.95	89.20	215.90	178.40	323.85	267.60	431.80	356.80	863.60	713.60	2,159.00	1,784.00	4,318.00	3,568.00	7.13%
	Nov.	107.68	88.93	215.36	177.86	323.04	266.79	430.72	355.72	861.44	711.44	2,153.60	1,778.60	4,307.20	3,557.20	7.12%
	June thru Oct.	108.79	90.04	217.58	180.08	326.37	270.12	435.16	360.16	870.32	720.32	2,175.80	1,800.80	4,351.60	3,601.60	7.02%
	May	108.54	89.79	217.08	179.58	325.62	269.37	434.16	359.16	868.32	718.32	2,170.80	1,795.80	4,341.60	3,591.60	7.01%
	Jan. thru Apr.	109.66	90.91	219.32	181.82	328.98	272.73	438.64	363.64	877.28	727.28	2,193.20	1,818.20	4,386.40	3,636.40	6.91%

APRIL 2000

INSIST ON PROPER IDENTIFICATION.

Series E

SERIES E - REDEMPTION VALUES AND INTEREST EARNED AMOUNTS BY DENOMINATION

APRIL 2000

ISSUE YEAR	ISSUE MONTHS	\$25		\$50		\$75		\$100		\$200		\$500		\$1,000		YIELD FROM ISSUE
		REDEMP. VALUE	INTEREST EARNED	REDEMP. VALUE	INTEREST EARNED	REDEMP. VALUE	INTEREST EARNED	REDEMP. VALUE	INTEREST EARNED	REDEMP. VALUE	INTEREST EARNED	REDEMP. VALUE	INTEREST EARNED	REDEMP. VALUE	INTEREST EARNED	
1973	Dec.	109.66	90.91	219.32	181.82	328.98	272.73	438.64	363.64	877.28	727.28	2,193.20	1,818.20	4,386.40	3,636.40	6.91%
	Sep. thru Nov.	113.95	95.20	227.90	190.40	341.85	285.60	455.80	380.80	911.60	761.60	2,279.00	1,904.00	4,558.00	3,808.00	6.97%
	Aug.	113.93	95.18	227.86	190.36	341.79	285.54	455.72	380.72	911.44	761.44	2,278.60	1,903.60	4,557.20	3,807.20	6.97%
	July	113.69	94.94	227.38	189.88	341.07	284.82	454.76	379.76	909.52	759.52	2,273.80	1,898.80	4,547.60	3,797.60	6.96%
	June	114.85	96.10	229.70	192.20	344.55	288.30	459.40	384.40	918.80	768.80	2,297.00	1,922.00	4,594.00	3,844.00	6.87%
	Feb. thru May	114.58	95.83	229.16	191.66	343.74	287.49	458.32	383.32	916.64	766.64	2,291.60	1,916.60	4,583.20	3,833.20	6.86%
	Jan.	114.29	95.54	228.58	191.08	342.87	286.62	457.16	382.16	914.32	764.32	2,285.80	1,910.80	4,571.60	3,821.60	6.85%
1972	Dec.	115.47	96.72	230.94	193.44	346.41	290.16	461.88	386.88	923.76	773.76	2,309.40	1,934.40	4,618.80	3,868.80	6.76%
	Aug. thru Nov.	115.22	96.47	230.44	192.94	345.66	289.41	460.88	385.88	921.76	771.76	2,304.40	1,929.40	4,608.80	3,858.80	6.75%
	July	114.96	96.21	229.92	192.42	344.88	288.63	459.84	384.84	919.68	769.68	2,299.20	1,924.20	4,598.40	3,848.40	6.75%
	June	116.13	97.38	232.26	194.76	348.39	292.14	464.52	389.52	929.04	779.04	2,322.60	1,947.60	4,645.20	3,895.20	6.66%
	Mar. thru May	115.81	97.06	231.62	194.12	347.43	291.18	463.24	388.24	926.48	776.48	2,316.20	1,941.20	4,632.40	3,882.40	6.65%
	Feb.	115.80	97.05	231.60	194.10	347.40	291.15	463.20	388.20	926.40	776.40	2,316.00	1,941.00	4,632.00	3,882.00	6.65%
	Jan.	115.53	96.78	231.06	193.56	346.59	290.34	462.12	387.12	924.24	774.24	2,310.60	1,935.60	4,621.20	3,871.20	6.64%
1971	Dec.	116.71	97.96	233.42	195.92	350.13	293.88	466.84	391.84	933.68	783.68	2,334.20	1,959.20	4,668.40	3,918.40	6.56%
	Aug. thru Nov.	116.41	97.66	232.82	195.32	349.23	292.98	465.64	390.64	931.28	781.28	2,328.20	1,953.20	4,656.40	3,906.40	6.55%
	July	116.20	97.45	232.40	194.90	348.60	292.35	464.80	389.80	929.60	779.60	2,324.00	1,949.00	4,648.00	3,898.00	6.54%
	June	119.29	100.54	238.58	201.08	357.87	301.62	477.16	402.16	954.32	804.32	2,385.80	2,010.80	4,771.60	4,021.60	6.52%
	Feb. thru May	118.96	100.21	237.92	200.42	356.88	300.63	475.84	400.84	951.68	801.68	2,379.20	2,004.20	4,758.40	4,008.40	6.51%
	Jan.	118.68	99.93	237.36	199.86	356.04	299.79	474.72	399.72	949.44	799.44	2,373.60	1,998.60	4,747.20	3,997.20	6.50%
1970	Dec.	136.36	117.61	272.72	235.22	409.08	352.83	545.44	470.44	1,090.88	940.88	2,727.20	2,352.20	5,454.40	4,704.40	6.88%
	Aug. thru Nov.	136.05	117.30	272.10	234.60	408.15	351.90	544.20	469.20	1,088.40	938.40	2,721.00	2,346.00	5,442.00	4,692.00	6.87%
	July	135.73	116.98	271.46	233.96	407.19	350.94	542.92	467.92	1,085.84	935.84	2,714.60	2,339.60	5,429.20	4,679.20	6.86%
	June	137.10	118.35	274.20	236.70	411.30	355.05	548.40	473.40	1,096.80	946.80	2,742.00	2,367.00	5,484.00	4,734.00	6.78%
	May	136.45	117.70	272.90	235.40	409.35	353.10	545.80	470.80	1,091.60	941.60	2,729.00	2,354.00	5,458.00	4,708.00	6.76%
	A Mar. thru Apr.	137.36	118.61	274.72	237.22	412.08	355.83	549.44	474.44	1,098.88	948.88	2,747.20	2,372.20	5,494.40	4,744.40	6.75%
	A Feb.	137.34	118.59	274.68	237.18	412.02	355.77	549.36	474.36	1,098.72	948.72	2,746.80	2,371.80	5,493.60	4,743.60	6.75%
A Jan.	137.00	118.25	274.00	236.50	411.00	354.75	548.00	473.00	1,096.00	946.00	2,740.00	2,365.00	5,480.00	4,730.00	6.74%	
1969	A Dec.	135.72	116.97	271.44	233.94	407.16	350.91	542.88	467.88	1,085.76	935.76	2,714.40	2,339.40	5,428.80	4,678.80	6.71%
	A Sep. thru Nov.	135.02	116.27	270.04	232.54	405.06	348.81	540.08	465.08	1,080.16	930.16	2,700.40	2,325.40	5,400.80	4,650.80	6.69%
	A Aug.	135.01	116.26	270.02	232.52	405.03	348.78	540.04	465.04	1,080.08	930.08	2,700.20	2,325.20	5,400.40	4,650.40	6.69%
	A July	134.71	115.96	269.42	231.92	404.13	347.88	538.84	463.84	1,077.68	927.68	2,694.20	2,319.20	5,388.40	4,638.40	6.68%
	A June	133.42	114.67	266.84	229.34	400.26	344.01	533.68	458.68	1,067.36	917.36	2,668.40	2,293.40	5,336.80	4,586.80	6.65%
	A May	138.60	119.85	277.20	239.70	415.80	359.55	554.40	479.40	1,108.80	958.80	2,772.00	2,397.00	5,544.00	4,794.00	6.78%
	AB Jan. thru Apr.	137.27	118.52	274.54	237.04	411.81	355.56	549.08	474.08	1,098.16	948.16	2,745.40	2,370.40	5,490.80	4,740.80	6.75%

APRIL 2000

INSIST ON PROPER IDENTIFICATION.

Series E

SERIES E - REDEMPTION VALUES AND INTEREST EARNED AMOUNTS BY DENOMINATION

APRIL 2000

ISSUE YEAR	ISSUE MONTHS	\$25		\$50		\$75		\$100		\$200		\$500		\$1,000		YIELD FROM ISSUE
		REDEMP. VALUE	INTEREST EARNED	REDEMP. VALUE	INTEREST EARNED	REDEMP. VALUE	INTEREST EARNED	REDEMP. VALUE	INTEREST EARNED	REDEMP. VALUE	INTEREST EARNED	REDEMP. VALUE	INTEREST EARNED	REDEMP. VALUE	INTEREST EARNED	
1968	AB Dec.	137.28	118.53	274.56	237.06	411.84	355.59	549.12	474.12	1,098.24	948.24	2,745.60	2,370.60	5,491.20	4,741.20	6.75%
	AB Nov.	135.44	116.69	270.88	233.38	406.32	350.07	541.76	466.76	1,083.52	933.52	2,708.80	2,333.80	5,417.60	4,667.60	6.70%
	AB July thru Oct.	134.14	115.39	268.28	230.78	402.42	346.17	536.56	461.56	1,073.12	923.12	2,682.80	2,307.80	5,365.60	4,615.60	6.67%
	AB June	134.16	115.41	268.32	230.82	402.48	346.23	536.64	461.64	1,073.28	923.28	2,683.20	2,308.20	5,366.40	4,616.40	6.67%
	AB May	132.57	113.82	265.14	227.64	397.71	341.46	530.28	455.28	1,060.56	910.56	2,651.40	2,276.40	5,302.80	4,552.80	6.63%
	AB Jan. thru Apr.	131.28	112.53	262.56	225.06	393.84	337.59	525.12	450.12	1,050.24	900.24	2,625.60	2,250.60	5,251.20	4,501.20	6.59%
1967	AB Dec.	131.28	112.53	262.56	225.06	393.84	337.59	525.12	450.12	1,050.24	900.24	2,625.60	2,250.60	5,251.20	4,501.20	6.59%
	AB Nov.	129.70	110.95	259.40	221.90	389.10	332.85	518.80	443.80	1,037.60	887.60	2,594.00	2,219.00	5,188.00	4,438.00	6.55%
	AB July thru Oct.	128.45	109.70	256.90	219.40	385.35	329.10	513.80	438.80	1,027.60	877.60	2,569.00	2,194.00	5,138.00	4,388.00	6.52%
	AB June	128.46	109.71	256.92	219.42	385.38	329.13	513.84	438.84	1,027.68	877.68	2,569.20	2,194.20	5,138.40	4,388.40	6.52%
	AB May	127.06	108.31	254.12	216.62	381.18	324.93	508.24	433.24	1,016.48	866.48	2,541.20	2,166.20	5,082.40	4,332.40	6.48%
	AB Jan. thru Apr.	125.86	107.11	251.72	214.22	377.58	321.33	503.44	428.44	1,006.88	856.88	2,517.20	2,142.20	5,034.40	4,284.40	6.45%
1966	AB Dec.	125.85	107.10	251.70	214.20	377.55	321.30	503.40	428.40	1,006.80	856.80	2,517.00	2,142.00	5,034.00	4,284.00	6.45%
	AB Nov.	124.46	105.71	248.92	211.42	373.38	317.13	497.84	422.84	995.68	845.68	2,489.20	2,114.20	4,978.40	4,228.40	6.41%
	AB July thru Oct.	123.27	104.52	246.54	209.04	369.81	313.56	493.08	418.08	986.16	836.16	2,465.40	2,090.40	4,930.80	4,180.80	6.38%
	AB June	123.28	104.53	246.56	209.06	369.84	313.59	493.12	418.12	986.24	836.24	2,465.60	2,090.60	4,931.20	4,181.20	6.38%
	AB May	122.02	103.27	244.04	206.54	366.06	309.81	488.08	413.08	976.16	826.16	2,440.40	2,065.40	4,880.80	4,130.80	6.34%
	AB Mar. thru Apr.	121.94	103.19	243.88	206.38	365.82	309.57	487.76	412.76	975.52	825.52	2,438.80	2,063.80	4,877.60	4,127.60	6.34%
AB Jan. thru Feb.	128.13	109.38	256.26	218.76	384.39	328.14	512.52	437.52	1,025.04	875.04	2,562.60	2,187.60	5,125.20	4,375.20	6.51%	
1965	AB Dec.	128.12	109.37	256.24	218.74	384.36	328.11	512.48	437.48	1,024.96	874.96	2,562.40	2,187.40	5,124.80	4,374.80	6.51%
	AB Sep. thru Nov.	147.75	129.00	295.50	258.00	443.25	387.00	591.00	516.00	1,182.00	1,032.00	2,955.00	2,580.00	5,910.00	5,160.00	6.12%
	AB Aug.	146.99	128.24	293.98	256.48	440.97	384.72	587.96	512.96	1,175.92	1,025.92	2,939.80	2,564.80	5,879.60	5,129.60	6.10%
	AB June thru July	151.77	133.02	303.54	266.04	455.31	399.06	607.08	532.08	1,214.16	1,064.16	3,035.40	2,660.40	6,070.80	5,320.80	6.11%
	AB Apr. thru May	165.30	146.55	330.60	293.10	495.90	439.65	661.20	586.20	1,322.40	1,172.40	3,306.00	2,931.00	6,612.00	5,862.00	6.36%
	AB Mar.	165.31	146.56	330.62	293.12	495.93	439.68	661.24	586.24	1,322.48	1,172.48	3,306.20	2,931.20	6,612.40	5,862.40	6.36%
	AB Feb.	164.51	145.76	329.02	291.52	493.53	437.28	658.04	583.04	1,316.08	1,166.08	3,290.20	2,915.20	6,580.40	5,830.40	6.35%
	AB Jan.	184.73	165.98	369.46	331.96	554.19	497.94	738.92	663.92	1,477.84	1,327.84	3,694.60	3,319.60	7,389.20	6,639.20	6.60%
1964	AB Dec.	184.73	165.98	369.46	331.96	554.19	497.94	738.92	663.92	1,477.84	1,327.84	3,694.60	3,319.60	7,389.20	6,639.20	6.60%
	AB Sep. thru Nov.	183.54	164.79	367.08	329.58	550.62	494.37	734.16	659.16	1,468.32	1,318.32	3,670.80	3,295.80	7,341.60	6,591.60	6.58%
	AB Aug.	182.69	163.94	365.38	327.88	548.07	491.82	730.76	655.76	1,461.52	1,311.52	3,653.80	3,278.80	7,307.60	6,557.60	6.56%
	AB June thru July	186.35	167.60	372.70	335.20	559.05	502.80	745.40	670.40	1,490.80	1,340.80	3,727.00	3,352.00	7,454.00	6,704.00	6.53%
	AB Apr. thru May	185.12	166.37	370.24	332.74	555.36	499.11	740.48	665.48	1,480.96	1,330.96	3,702.40	3,327.40	7,404.80	6,654.80	6.51%
	AB Mar.	185.13	166.38	370.26	332.76			740.52	665.52	1,481.04	1,331.04	3,702.60	3,327.60	7,405.20	6,655.20	6.51%
	AB Feb.	184.25	165.50	368.50	331.00			737.00	662.00	1,474.00	1,324.00	3,685.00	3,310.00	7,370.00	6,620.00	6.50%
	AB Jan.	187.98	169.23	375.96	338.46			751.92	676.92	1,503.84	1,353.84	3,759.60	3,384.60	7,519.20	6,769.20	6.46%

APRIL 2000

INSIST ON PROPER IDENTIFICATION.

Series E

SERIES E - REDEMPTION VALUES AND INTEREST EARNED AMOUNTS BY DENOMINATION

APRIL 2000

ISSUE YEAR	ISSUE MONTHS	\$25		\$50		\$75		\$100		\$200		\$500		\$1,000		YIELD FROM ISSUE
		REDEMP. VALUE	INTEREST EARNED	REDEMP. VALUE	INTEREST EARNED	REDEMP. VALUE	INTEREST EARNED	REDEMP. VALUE	INTEREST EARNED	REDEMP. VALUE	INTEREST EARNED	REDEMP. VALUE	INTEREST EARNED	REDEMP. VALUE	INTEREST EARNED	
1963	Dec.	187.98	169.23	375.96	338.46			751.92	676.92	1,503.84	1,353.84	3,759.60	3,384.60	7,519.20	6,769.20	6.46%
	Sep. thru Nov.	186.82	168.07	373.64	336.14			747.28	672.28	1,494.56	1,344.56	3,736.40	3,361.40	7,472.80	6,722.80	6.44%
	Aug.	185.93	167.18	371.86	334.36			743.72	668.72	1,487.44	1,337.44	3,718.60	3,343.60	7,437.20	6,687.20	6.43%
	June thru July	189.65	170.90	379.30	341.80			758.60	683.60	1,517.20	1,367.20	3,793.00	3,418.00	7,586.00	6,836.00	6.40%
	Apr. thru May	188.22	169.47	376.44	338.94			752.88	677.88	1,505.76	1,355.76	3,764.40	3,389.40	7,528.80	6,778.80	6.38%
	Mar.	188.24	169.49	376.48	338.98			752.96	677.96	1,505.92	1,355.92	3,764.80	3,389.80	7,529.60	6,779.60	6.38%
	Feb.	187.37	168.62	374.74	337.24			749.48	674.48	1,498.96	1,348.96	3,747.40	3,372.40	7,494.80	6,744.80	6.36%
	Jan.	191.13	172.38	382.26	344.76			764.52	689.52	1,529.04	1,379.04	3,822.60	3,447.60	7,645.20	6,895.20	6.33%
1962	Dec.	191.13	172.38	382.26	344.76			764.52	689.52	1,529.04	1,379.04	3,822.60	3,447.60	7,645.20	6,895.20	6.33%
	Oct. thru Nov.	190.35	171.60	380.70	343.20			761.40	686.40	1,522.80	1,372.80	3,807.00	3,432.00	7,614.00	6,864.00	6.32%
	Sep.	190.34	171.59	380.68	343.18			761.36	686.36	1,522.72	1,372.72	3,806.80	3,431.80	7,613.60	6,863.60	6.32%
	Aug.	189.00	170.25	378.00	340.50			756.00	681.00	1,512.00	1,362.00	3,780.00	3,405.00	7,560.00	6,810.00	6.30%
	June thru July	192.82	174.07	385.64	348.14			771.28	696.28	1,542.56	1,392.56	3,856.40	3,481.40	7,712.80	6,962.80	6.27%
	Apr. thru May	192.32	173.57	384.64	347.14			769.28	694.28	1,538.56	1,388.56	3,846.40	3,471.40	7,692.80	6,942.80	6.26%
	Mar.	192.34	173.59	384.68	347.18			769.36	694.36	1,538.72	1,388.72	3,846.80	3,471.80	7,693.60	6,943.60	6.26%
	Feb.	190.95	172.20	381.90	344.40			763.80	688.80	1,527.60	1,377.60	3,819.00	3,444.00	7,638.00	6,888.00	6.24%
Jan.	192.90	174.15	385.80	348.30			771.60	696.60	1,543.20	1,393.20	3,858.00	3,483.00	7,716.00	6,966.00	6.19%	
1961	Dec.	192.90	174.15	385.80	348.30			771.60	696.60	1,543.20	1,393.20	3,858.00	3,483.00	7,716.00	6,966.00	6.19%
	Oct. thru Nov.	192.34	173.59	384.68	347.18			769.36	694.36	1,538.72	1,388.72	3,846.80	3,471.80	7,693.60	6,943.60	6.18%
	Sep.	192.36	173.61	384.72	347.22			769.44	694.44	1,538.88	1,388.88	3,847.20	3,472.20	7,694.40	6,944.40	6.18%
	Aug.	190.23	171.48	380.46	342.96			760.92	685.92	1,521.84	1,371.84	3,804.60	3,429.60	7,609.20	6,859.20	6.15%
	June thru July	192.19	173.44	384.38	346.88			768.76	693.76	1,537.52	1,387.52	3,843.80	3,468.80	7,687.60	6,937.60	6.10%
	Apr. thru May	191.63	172.88	383.26	345.76			766.52	691.52	1,533.04	1,383.04	3,832.60	3,457.60	7,665.20	6,915.20	6.09%
	Mar.	191.64	172.89	383.28	345.78			766.56	691.56	1,533.12	1,383.12	3,832.80	3,457.80	7,665.60	6,915.60	6.09%
	Feb.	189.46	170.71	378.92	341.42			757.84	682.84	1,515.68	1,365.68	3,789.20	3,414.20	7,578.40	6,828.40	6.06%
Jan.	191.41	172.66	382.82	345.32			765.64	690.64	1,531.28	1,381.28	3,828.20	3,453.20	7,656.40	6,906.40	6.01%	
1960	Dec.	191.41	172.66	382.82	345.32			765.64	690.64	1,531.28	1,381.28	3,828.20	3,453.20	7,656.40	6,906.40	6.01%
	Oct. thru Nov.	191.03	172.28	382.06	344.56			764.12	689.12	1,528.24	1,378.24	3,820.60	3,445.60	7,641.20	6,891.20	6.00%
	Sep.	191.02	172.27	382.04	344.54			764.08	689.08	1,528.16	1,378.16	3,820.40	3,445.40	7,640.80	6,890.80	6.00%
	Aug.	188.83	170.08	377.66	340.16			755.32	680.32	1,510.64	1,360.64	3,776.60	3,401.60	7,553.20	6,803.20	5.97%
	June thru July	190.79	172.04	381.58	344.08			763.16	688.16	1,526.32	1,376.32	3,815.80	3,440.80	7,631.60	6,881.60	5.92%
	May	190.46	171.71	380.92	343.42			761.84	686.84	1,523.68	1,373.68	3,809.20	3,434.20	7,618.40	6,868.40	5.92%
	A Mar. thru Apr.	192.36	173.61	384.72	347.22			769.44	694.44	1,538.88	1,388.88	3,847.20	3,472.20	7,694.40	6,944.40	5.91%
	A Feb.	190.17	171.42	380.34	342.84			760.68	685.68	1,521.36	1,371.36	3,803.40	3,428.40	7,606.80	6,856.80	5.88%
A Jan.	188.50	169.75	377.00	339.50			754.00	679.00	1,508.00	1,358.00	3,770.00	3,395.00	7,540.00	6,790.00	5.85%	

APRIL 2000

INSIST ON PROPER IDENTIFICATION.

Series E

SERIES E - REDEMPTION VALUES AND INTEREST EARNED AMOUNTS BY DENOMINATION

APRIL 2000

ISSUE YEAR	ISSUE MONTHS	\$25		\$50		\$75		\$100		\$200		\$500		\$1,000		YIELD FROM ISSUE
		REDEMP. VALUE	INTEREST EARNED	REDEMP. VALUE	INTEREST EARNED	REDEMP. VALUE	INTEREST EARNED	REDEMP. VALUE	INTEREST EARNED	REDEMP. VALUE	INTEREST EARNED	REDEMP. VALUE	INTEREST EARNED	REDEMP. VALUE	INTEREST EARNED	
1959	A Dec.	188.50	169.75	377.00	339.50			754.00	679.00	1,508.00	1,358.00	3,770.00	3,395.00	7,540.00	6,790.00	5.85%
	A Sep. thru Nov.	188.10	169.35	376.20	338.70			752.40	677.40	1,504.80	1,354.80	3,762.00	3,387.00	7,524.00	6,774.00	5.85%
	A Aug.	186.01	167.26	372.02	334.52			744.04	669.04	1,488.08	1,338.08	3,720.20	3,345.20	7,440.40	6,690.40	5.82%
	A June thru July	187.88	169.13	375.76	338.26			751.52	676.52	1,503.04	1,353.04	3,757.60	3,382.60	7,515.20	6,765.20	5.85%
	AB Jan. thru May	191.53	172.78	383.06	345.56			766.12	691.12	1,532.24	1,382.24	3,830.60	3,455.60	7,661.20	6,911.20	5.89%
1958 to 1941	Matured Series E Bonds	REDEMPTION VALUES CAN BE FOUND ON THE TABLE AT THE END OF THIS BOOKLET.														

A. BONDS WITH THE FOLLOWING ISSUE DATES HAVE REACHED FINAL MATURITY AND WILL EARN NO ADDITIONAL INTEREST: MAY 1941 THROUGH APRIL 1960 AND DECEMBER 1965 THROUGH APRIL 1970.

B. BONDS WITH THE FOLLOWING ISSUE DATES ARE NOT ELIGIBLE FOR EXCHANGE TO SERIES HH BONDS: MAY 1941 THROUGH MARCH 1959 AND DECEMBER 1965 THROUGH MARCH 1969.

APRIL 2000

INSIST ON PROPER IDENTIFICATION.

Series E

SERIES E - REDEMPTION VALUES AND INTEREST EARNED AMOUNTS BY DENOMINATION

MAY 2000

ISSUE YEAR	ISSUE MONTHS	\$25		\$50		\$75		\$100		\$200		\$500		\$1,000		YIELD FROM ISSUE
		REDEMP. VALUE	INTEREST EARNED	REDEMP. VALUE	INTEREST EARNED	REDEMP. VALUE	INTEREST EARNED	REDEMP. VALUE	INTEREST EARNED	REDEMP. VALUE	INTEREST EARNED	REDEMP. VALUE	INTEREST EARNED	REDEMP. VALUE	INTEREST EARNED	
1980	June	73.73	54.98	147.46	109.96	221.19	164.94	294.92	219.92	589.84	439.84	1,474.60	1,099.60	2,949.20	2,199.20	7.15%
	May	75.20	56.45	150.40	112.90	225.60	169.35	300.80	225.80	601.60	451.60	1,504.00	1,129.00	3,008.00	2,258.00	7.07%
	Jan. thru Apr.	74.44	55.69	148.88	111.38	223.32	167.07	297.76	222.76	595.52	445.52	1,488.80	1,113.80	2,977.60	2,227.60	7.01%
1979	Dec.	74.44	55.69	148.88	111.38	223.32	167.07	297.76	222.76	595.52	445.52	1,488.80	1,113.80	2,977.60	2,227.60	7.01%
	Nov.	75.93	57.18	151.86	114.36	227.79	171.54	303.72	228.72	607.44	457.44	1,518.60	1,143.60	3,037.20	2,287.20	6.94%
	June thru Oct.	75.22	56.47	150.44	112.94	225.66	169.41	300.88	225.88	601.76	451.76	1,504.40	1,129.40	3,008.80	2,258.80	6.89%
	May	76.55	57.80	153.10	115.60	229.65	173.40	306.20	231.20	612.40	462.40	1,531.00	1,156.00	3,062.00	2,312.00	6.81%
	Jan. thru Apr.	75.82	57.07	151.64	114.14	227.46	171.21	303.28	228.28	606.56	456.56	1,516.40	1,141.40	3,032.80	2,282.80	6.77%
1978	Dec.	75.80	57.05	151.60	114.10	227.40	171.15	303.20	228.20	606.40	456.40	1,516.00	1,141.00	3,032.00	2,282.00	6.76%
	Nov.	77.11	58.36	154.22	116.72	231.33	175.08	308.44	233.44	616.88	466.88	1,542.20	1,167.20	3,084.40	2,334.40	6.69%
	July thru Oct.	76.39	57.64	152.78	115.28	229.17	172.92	305.56	230.56	611.12	461.12	1,527.80	1,152.80	3,055.60	2,305.60	6.64%
	June	76.37	57.62	152.74	115.24	229.11	172.86	305.48	230.48	610.96	460.96	1,527.40	1,152.40	3,054.80	2,304.80	6.64%
	May	77.70	58.95	155.40	117.90	233.10	176.85	310.80	235.80	621.60	471.60	1,554.00	1,179.00	3,108.00	2,358.00	6.57%
	Mar. thru Apr.	80.58	61.83	161.16	123.66	241.74	185.49	322.32	247.32	644.64	494.64	1,611.60	1,236.60	3,223.20	2,473.20	6.74%
	Jan. thru Feb.	88.24	69.49	176.48	138.98	264.72	208.47	352.96	277.96	705.92	555.92	1,764.80	1,389.80	3,529.60	2,779.60	7.17%
1977	Dec.	88.24	69.49	176.48	138.98	264.72	208.47	352.96	277.96	705.92	555.92	1,764.80	1,389.80	3,529.60	2,779.60	7.17%
	Nov.	90.64	71.89	181.28	143.78	271.92	215.67	362.56	287.56	725.12	575.12	1,812.80	1,437.80	3,625.60	2,875.60	7.13%
	July thru Oct.	98.84	80.09	197.68	160.18	296.52	240.27	395.36	320.36	790.72	640.72	1,976.80	1,601.80	3,953.60	3,203.60	7.53%
	June	98.85	80.10	197.70	160.20	296.55	240.30	395.40	320.40	790.80	640.80	1,977.00	1,602.00	3,954.00	3,204.00	7.53%
	May	101.61	82.86	203.22	165.72	304.83	248.58	406.44	331.44	812.88	662.88	2,032.20	1,657.20	4,064.40	3,314.40	7.48%
	Jan. thru Apr.	100.62	81.87	201.24	163.74	301.86	245.61	402.48	327.48	804.96	654.96	2,012.40	1,637.40	4,024.80	3,274.80	7.44%
1976	Dec.	100.62	81.87	201.24	163.74	301.86	245.61	402.48	327.48	804.96	654.96	2,012.40	1,637.40	4,024.80	3,274.80	7.44%
	Nov.	103.34	84.59	206.68	169.18	310.02	253.77	413.36	338.36	826.72	676.72	2,066.80	1,691.80	4,133.60	3,383.60	7.40%
	July thru Oct.	102.34	83.59	204.68	167.18	307.02	250.77	409.36	334.36	818.72	668.72	2,046.80	1,671.80	4,093.60	3,343.60	7.35%
	June	102.36	83.61	204.72	167.22	307.08	250.83	409.44	334.44	818.88	668.88	2,047.20	1,672.20	4,094.40	3,344.40	7.35%
	May	105.19	86.44	210.38	172.88	315.57	259.32	420.76	345.76	841.52	691.52	2,103.80	1,728.80	4,207.60	3,457.60	7.32%
	Jan. thru Apr.	104.21	85.46	208.42	170.92	312.63	256.38	416.84	341.84	833.68	683.68	2,084.20	1,709.20	4,168.40	3,418.40	7.28%
1975	Dec.	104.20	85.45	208.40	170.90	312.60	256.35	416.80	341.80	833.60	683.60	2,084.00	1,709.00	4,168.00	3,418.00	7.28%
	Nov.	107.08	88.33	214.16	176.66	321.24	264.99	428.32	353.32	856.64	706.64	2,141.60	1,766.60	4,283.20	3,533.20	7.24%
	July thru Oct.	106.04	87.29	212.08	174.58	318.12	261.87	424.16	349.16	848.32	698.32	2,120.80	1,745.80	4,241.60	3,491.60	7.20%
	June	106.05	87.30	212.10	174.60	318.15	261.90	424.20	349.20	848.40	698.40	2,121.00	1,746.00	4,242.00	3,492.00	7.20%
	May	108.97	90.22	217.94	180.44	326.91	270.66	435.88	360.88	871.76	721.76	2,179.40	1,804.40	4,358.80	3,608.80	7.16%
	Jan. thru Apr.	107.93	89.18	215.86	178.36	323.79	267.54	431.72	356.72	863.44	713.44	2,158.60	1,783.60	4,317.20	3,567.20	7.13%
1974	Dec.	107.95	89.20	215.90	178.40	323.85	267.60	431.80	356.80	863.60	713.60	2,159.00	1,784.00	4,318.00	3,568.00	7.13%
	Nov.	109.83	91.08	219.66	182.16	329.49	273.24	439.32	364.32	878.64	728.64	2,196.60	1,821.60	4,393.20	3,643.20	7.05%
	June thru Oct.	108.79	90.04	217.58	180.08	326.37	270.12	435.16	360.16	870.32	720.32	2,175.80	1,800.80	4,351.60	3,601.60	7.02%
	May	110.71	91.96	221.42	183.92	332.13	275.88	442.84	367.84	885.68	735.68	2,214.20	1,839.20	4,428.40	3,678.40	6.95%
	Jan. thru Apr.	109.66	90.91	219.32	181.82	328.98	272.73	438.64	363.64	877.28	727.28	2,193.20	1,818.20	4,386.40	3,636.40	6.91%

MAY 2000

INSIST ON PROPER IDENTIFICATION.

Series E

SERIES E - REDEMPTION VALUES AND INTEREST EARNED AMOUNTS BY DENOMINATION

MAY 2000

ISSUE YEAR	ISSUE MONTHS	\$25		\$50		\$75		\$100		\$200		\$500		\$1,000		YIELD FROM ISSUE
		REDEMP. VALUE	INTEREST EARNED	REDEMP. VALUE	INTEREST EARNED	REDEMP. VALUE	INTEREST EARNED	REDEMP. VALUE	INTEREST EARNED	REDEMP. VALUE	INTEREST EARNED	REDEMP. VALUE	INTEREST EARNED	REDEMP. VALUE	INTEREST EARNED	
1973	Dec.	109.66	90.91	219.32	181.82	328.98	272.73	438.64	363.64	877.28	727.28	2,193.20	1,818.20	4,386.40	3,636.40	6.91%
	Sep. thru Nov.	113.95	95.20	227.90	190.40	341.85	285.60	455.80	380.80	911.60	761.60	2,279.00	1,904.00	4,558.00	3,808.00	6.97%
	Aug.	113.93	95.18	227.86	190.36	341.79	285.54	455.72	380.72	911.44	761.44	2,278.60	1,903.60	4,557.20	3,807.20	6.97%
	July	115.96	97.21	231.92	194.42	347.88	291.63	463.84	388.84	927.68	777.68	2,319.20	1,944.20	4,638.40	3,888.40	6.91%
	June	114.85	96.10	229.70	192.20	344.55	288.30	459.40	384.40	918.80	768.80	2,297.00	1,922.00	4,594.00	3,844.00	6.87%
	Feb. thru May	114.58	95.83	229.16	191.66	343.74	287.49	458.32	383.32	916.64	766.64	2,291.60	1,916.60	4,583.20	3,833.20	6.86%
	Jan.	116.57	97.82	233.14	195.64	349.71	293.46	466.28	391.28	932.56	782.56	2,331.40	1,956.40	4,662.80	3,912.80	6.80%
1972	Dec.	115.47	96.72	230.94	193.44	346.41	290.16	461.88	386.88	923.76	773.76	2,309.40	1,934.40	4,618.80	3,868.80	6.76%
	Aug. thru Nov.	115.22	96.47	230.44	192.94	345.66	289.41	460.88	385.88	921.76	771.76	2,304.40	1,929.40	4,608.80	3,858.80	6.75%
	July	117.26	98.51	234.52	197.02	351.78	295.53	469.04	394.04	938.08	788.08	2,345.20	1,970.20	4,690.40	3,940.40	6.70%
	June	116.13	97.38	232.26	194.76	348.39	292.14	464.52	389.52	929.04	779.04	2,322.60	1,947.60	4,645.20	3,895.20	6.66%
	Mar. thru May	115.81	97.06	231.62	194.12	347.43	291.18	463.24	388.24	926.48	776.48	2,316.20	1,941.20	4,632.40	3,882.40	6.65%
	Feb.	115.80	97.05	231.60	194.10	347.40	291.15	463.20	388.20	926.40	776.40	2,316.00	1,941.00	4,632.00	3,882.00	6.65%
	Jan.	117.84	99.09	235.68	198.18	353.52	297.27	471.36	396.36	942.72	792.72	2,356.80	1,981.80	4,713.60	3,963.60	6.59%
1971	Dec.	116.71	97.96	233.42	195.92	350.13	293.88	466.84	391.84	933.68	783.68	2,334.20	1,959.20	4,668.40	3,918.40	6.56%
	Aug. thru Nov.	116.41	97.66	232.82	195.32	349.23	292.98	465.64	390.64	931.28	781.28	2,328.20	1,953.20	4,656.40	3,906.40	6.55%
	July	118.53	99.78	237.06	199.56	355.59	299.34	474.12	399.12	948.24	798.24	2,370.60	1,995.60	4,741.20	3,991.20	6.50%
	June	119.29	100.54	238.58	201.08	357.87	301.62	477.16	402.16	954.32	804.32	2,385.80	2,010.80	4,771.60	4,021.60	6.52%
	Feb. thru May	118.96	100.21	237.92	200.42	356.88	300.63	475.84	400.84	951.68	801.68	2,379.20	2,004.20	4,758.40	4,008.40	6.51%
	Jan.	121.59	102.84	243.18	205.68	364.77	308.52	486.36	411.36	972.72	822.72	2,431.80	2,056.80	4,863.60	4,113.60	6.48%
1970	Dec.	136.36	117.61	272.72	235.22	409.08	352.83	545.44	470.44	1,090.88	940.88	2,727.20	2,352.20	5,454.40	4,704.40	6.88%
	Aug. thru Nov.	136.05	117.30	272.10	234.60	408.15	351.90	544.20	469.20	1,088.40	938.40	2,721.00	2,346.00	5,442.00	4,692.00	6.87%
	July	138.44	119.69	276.88	239.38	415.32	359.07	553.76	478.76	1,107.52	957.52	2,768.80	2,393.80	5,537.60	4,787.60	6.81%
	June	137.10	118.35	274.20	236.70	411.30	355.05	548.40	473.40	1,096.80	946.80	2,742.00	2,367.00	5,484.00	4,734.00	6.78%
	A Mar. thru May	137.36	118.61	274.72	237.22	412.08	355.83	549.44	474.44	1,098.88	948.88	2,747.20	2,372.20	5,494.40	4,744.40	6.75%
	A Feb.	137.34	118.59	274.68	237.18	412.02	355.77	549.36	474.36	1,098.72	948.72	2,746.80	2,371.80	5,493.60	4,743.60	6.75%
A Jan.	137.00	118.25	274.00	236.50	411.00	354.75	548.00	473.00	1,096.00	946.00	2,740.00	2,365.00	5,480.00	4,730.00	6.74%	
1969	A Dec.	135.72	116.97	271.44	233.94	407.16	350.91	542.88	467.88	1,085.76	935.76	2,714.40	2,339.40	5,428.80	4,678.80	6.71%
	A Sep. thru Nov.	135.02	116.27	270.04	232.54	405.06	348.81	540.08	465.08	1,080.16	930.16	2,700.40	2,325.40	5,400.80	4,650.80	6.69%
	A Aug.	135.01	116.26	270.02	232.52	405.03	348.78	540.04	465.04	1,080.08	930.08	2,700.20	2,325.20	5,400.40	4,650.40	6.69%
	A July	134.71	115.96	269.42	231.92	404.13	347.88	538.84	463.84	1,077.68	927.68	2,694.20	2,319.20	5,388.40	4,638.40	6.68%
	A June	133.42	114.67	266.84	229.34	400.26	344.01	533.68	458.68	1,067.36	917.36	2,668.40	2,293.40	5,336.80	4,586.80	6.65%
	A May	138.60	119.85	277.20	239.70	415.80	359.55	554.40	479.40	1,108.80	958.80	2,772.00	2,397.00	5,544.00	4,794.00	6.78%
	AB Jan. thru Apr.	137.27	118.52	274.54	237.04	411.81	355.56	549.08	474.08	1,098.16	948.16	2,745.40	2,370.40	5,490.80	4,740.80	6.75%

MAY 2000

INSIST ON PROPER IDENTIFICATION.

Series E

SERIES E - REDEMPTION VALUES AND INTEREST EARNED AMOUNTS BY DENOMINATION

MAY 2000

ISSUE YEAR	ISSUE MONTHS	\$25		\$50		\$75		\$100		\$200		\$500		\$1,000		YIELD FROM ISSUE
		REDEMP. VALUE	INTEREST EARNED	REDEMP. VALUE	INTEREST EARNED	REDEMP. VALUE	INTEREST EARNED	REDEMP. VALUE	INTEREST EARNED	REDEMP. VALUE	INTEREST EARNED	REDEMP. VALUE	INTEREST EARNED	REDEMP. VALUE	INTEREST EARNED	
1968	AB Dec.	137.28	118.53	274.56	237.06	411.84	355.59	549.12	474.12	1,098.24	948.24	2,745.60	2,370.60	5,491.20	4,741.20	6.75%
	AB Nov.	135.44	116.69	270.88	233.38	406.32	350.07	541.76	466.76	1,083.52	933.52	2,708.80	2,333.80	5,417.60	4,667.60	6.70%
	AB July thru Oct.	134.14	115.39	268.28	230.78	402.42	346.17	536.56	461.56	1,073.12	923.12	2,682.80	2,307.80	5,365.60	4,615.60	6.67%
	AB June	134.16	115.41	268.32	230.82	402.48	346.23	536.64	461.64	1,073.28	923.28	2,683.20	2,308.20	5,366.40	4,616.40	6.67%
	AB May	132.57	113.82	265.14	227.64	397.71	341.46	530.28	455.28	1,060.56	910.56	2,651.40	2,276.40	5,302.80	4,552.80	6.63%
	AB Jan. thru Apr.	131.28	112.53	262.56	225.06	393.84	337.59	525.12	450.12	1,050.24	900.24	2,625.60	2,250.60	5,251.20	4,501.20	6.59%
1967	AB Dec.	131.28	112.53	262.56	225.06	393.84	337.59	525.12	450.12	1,050.24	900.24	2,625.60	2,250.60	5,251.20	4,501.20	6.59%
	AB Nov.	129.70	110.95	259.40	221.90	389.10	332.85	518.80	443.80	1,037.60	887.60	2,594.00	2,219.00	5,188.00	4,438.00	6.55%
	AB July thru Oct.	128.45	109.70	256.90	219.40	385.35	329.10	513.80	438.80	1,027.60	877.60	2,569.00	2,194.00	5,138.00	4,388.00	6.52%
	AB June	128.46	109.71	256.92	219.42	385.38	329.13	513.84	438.84	1,027.68	877.68	2,569.20	2,194.20	5,138.40	4,388.40	6.52%
	AB May	127.06	108.31	254.12	216.62	381.18	324.93	508.24	433.24	1,016.48	866.48	2,541.20	2,166.20	5,082.40	4,332.40	6.48%
	AB Jan. thru Apr.	125.86	107.11	251.72	214.22	377.58	321.33	503.44	428.44	1,006.88	856.88	2,517.20	2,142.20	5,034.40	4,284.40	6.45%
1966	AB Dec.	125.85	107.10	251.70	214.20	377.55	321.30	503.40	428.40	1,006.80	856.80	2,517.00	2,142.00	5,034.00	4,284.00	6.45%
	AB Nov.	124.46	105.71	248.92	211.42	373.38	317.13	497.84	422.84	995.68	845.68	2,489.20	2,114.20	4,978.40	4,228.40	6.41%
	AB July thru Oct.	123.27	104.52	246.54	209.04	369.81	313.56	493.08	418.08	986.16	836.16	2,465.40	2,090.40	4,930.80	4,180.80	6.38%
	AB June	123.28	104.53	246.56	209.06	369.84	313.59	493.12	418.12	986.24	836.24	2,465.60	2,090.60	4,931.20	4,181.20	6.38%
	AB May	122.02	103.27	244.04	206.54	366.06	309.81	488.08	413.08	976.16	826.16	2,440.40	2,065.40	4,880.80	4,130.80	6.34%
	AB Mar. thru Apr.	121.94	103.19	243.88	206.38	365.82	309.57	487.76	412.76	975.52	825.52	2,438.80	2,063.80	4,877.60	4,127.60	6.34%
AB Jan. thru Feb.	128.13	109.38	256.26	218.76	384.39	328.14	512.52	437.52	1,025.04	875.04	2,562.60	2,187.60	5,125.20	4,375.20	6.51%	
1965	AB Dec.	128.12	109.37	256.24	218.74	384.36	328.11	512.48	437.48	1,024.96	874.96	2,562.40	2,187.40	5,124.80	4,374.80	6.51%
	AB Sep. thru Nov.	147.75	129.00	295.50	258.00	443.25	387.00	591.00	516.00	1,182.00	1,032.00	2,955.00	2,580.00	5,910.00	5,160.00	6.12%
	AB Aug.	150.60	131.85	301.20	263.70	451.80	395.55	602.40	527.40	1,204.80	1,054.80	3,012.00	2,637.00	6,024.00	5,274.00	6.09%
	AB June thru July	151.77	133.02	303.54	266.04	455.31	399.06	607.08	532.08	1,214.16	1,064.16	3,035.40	2,660.40	6,070.80	5,320.80	6.11%
	AB Apr. thru May	165.30	146.55	330.60	293.10	495.90	439.65	661.20	586.20	1,322.40	1,172.40	3,306.00	2,931.00	6,612.00	5,862.00	6.36%
	AB Mar.	165.31	146.56	330.62	293.12	495.93	439.68	661.24	586.24	1,322.48	1,172.48	3,306.20	2,931.20	6,612.40	5,862.40	6.36%
	AB Feb.	169.44	150.69	338.88	301.38	508.32	452.07	677.76	602.76	1,355.52	1,205.52	3,388.80	3,013.80	6,777.60	6,027.60	6.34%
	AB Jan.	184.73	165.98	369.46	331.96	554.19	497.94	738.92	663.92	1,477.84	1,327.84	3,694.60	3,319.60	7,389.20	6,639.20	6.60%
1964	AB Dec.	184.73	165.98	369.46	331.96	554.19	497.94	738.92	663.92	1,477.84	1,327.84	3,694.60	3,319.60	7,389.20	6,639.20	6.60%
	AB Sep. thru Nov.	183.54	164.79	367.08	329.58	550.62	494.37	734.16	659.16	1,468.32	1,318.32	3,670.80	3,295.80	7,341.60	6,591.60	6.58%
	AB Aug.	188.17	169.42	376.34	338.84	564.51	508.26	752.68	677.68	1,505.36	1,355.36	3,763.40	3,388.40	7,526.80	6,776.80	6.56%
	AB June thru July	186.35	167.60	372.70	335.20	559.05	502.80	745.40	670.40	1,490.80	1,340.80	3,727.00	3,352.00	7,454.00	6,704.00	6.53%
	AB Apr. thru May	185.12	166.37	370.24	332.74	555.36	499.11	740.48	665.48	1,480.96	1,330.96	3,702.40	3,327.40	7,404.80	6,654.80	6.51%
	AB Mar.	185.13	166.38	370.26	332.76			740.52	665.52	1,481.04	1,331.04	3,702.60	3,327.60	7,405.20	6,655.20	6.51%
	AB Feb.	189.78	171.03	379.56	342.06			759.12	684.12	1,518.24	1,368.24	3,795.60	3,420.60	7,591.20	6,841.20	6.49%
	AB Jan.	187.98	169.23	375.96	338.46			751.92	676.92	1,503.84	1,353.84	3,759.60	3,384.60	7,519.20	6,769.20	6.46%

MAY 2000

INSIST ON PROPER IDENTIFICATION.

SERIES E - REDEMPTION VALUES AND INTEREST EARNED AMOUNTS BY DENOMINATION

MAY 2000

ISSUE YEAR	ISSUE MONTHS	\$25		\$50		\$75		\$100		\$200		\$500		\$1,000		YIELD FROM ISSUE
		REDEMP. VALUE	INTEREST EARNED	REDEMP. VALUE	INTEREST EARNED	REDEMP. VALUE	INTEREST EARNED	REDEMP. VALUE	INTEREST EARNED	REDEMP. VALUE	INTEREST EARNED	REDEMP. VALUE	INTEREST EARNED	REDEMP. VALUE	INTEREST EARNED	
1963	Dec.	187.98	169.23	375.96	338.46			751.92	676.92	1,503.84	1,353.84	3,759.60	3,384.60	7,519.20	6,769.20	6.46%
	Sep. thru Nov.	186.82	168.07	373.64	336.14			747.28	672.28	1,494.56	1,344.56	3,736.40	3,361.40	7,472.80	6,722.80	6.44%
	Aug.	191.51	172.76	383.02	345.52			766.04	691.04	1,532.08	1,382.08	3,830.20	3,455.20	7,660.40	6,910.40	6.42%
	June thru July	189.65	170.90	379.30	341.80			758.60	683.60	1,517.20	1,367.20	3,793.00	3,418.00	7,586.00	6,836.00	6.40%
	Apr. thru May	188.22	169.47	376.44	338.94			752.88	677.88	1,505.76	1,355.76	3,764.40	3,389.40	7,528.80	6,778.80	6.38%
	Mar.	188.24	169.49	376.48	338.98			752.96	677.96	1,505.92	1,355.92	3,764.80	3,389.80	7,529.60	6,779.60	6.38%
	Feb.	192.99	174.24	385.98	348.48			771.96	696.96	1,543.92	1,393.92	3,859.80	3,484.80	7,719.60	6,969.60	6.36%
	Jan.	191.13	172.38	382.26	344.76			764.52	689.52	1,529.04	1,379.04	3,822.60	3,447.60	7,645.20	6,895.20	6.33%
1962	Dec.	191.13	172.38	382.26	344.76			764.52	689.52	1,529.04	1,379.04	3,822.60	3,447.60	7,645.20	6,895.20	6.33%
	Oct. thru Nov.	190.35	171.60	380.70	343.20			761.40	686.40	1,522.80	1,372.80	3,807.00	3,432.00	7,614.00	6,864.00	6.32%
	Sep.	190.34	171.59	380.68	343.18			761.36	686.36	1,522.72	1,372.72	3,806.80	3,431.80	7,613.60	6,863.60	6.32%
	Aug.	194.67	175.92	389.34	351.84			778.68	703.68	1,557.36	1,407.36	3,893.40	3,518.40	7,786.80	7,036.80	6.30%
	June thru July	192.82	174.07	385.64	348.14			771.28	696.28	1,542.56	1,392.56	3,856.40	3,481.40	7,712.80	6,962.80	6.27%
	Apr. thru May	192.32	173.57	384.64	347.14			769.28	694.28	1,538.56	1,388.56	3,846.40	3,471.40	7,692.80	6,942.80	6.26%
	Mar.	192.34	173.59	384.68	347.18			769.36	694.36	1,538.72	1,388.72	3,846.80	3,471.80	7,693.60	6,943.60	6.26%
	Feb.	194.77	176.02	389.54	352.04			779.08	704.08	1,558.16	1,408.16	3,895.40	3,520.40	7,790.80	7,040.80	6.21%
1961	Jan.	192.90	174.15	385.80	348.30			771.60	696.60	1,543.20	1,393.20	3,858.00	3,483.00	7,716.00	6,966.00	6.19%
	Dec.	192.90	174.15	385.80	348.30			771.60	696.60	1,543.20	1,393.20	3,858.00	3,483.00	7,716.00	6,966.00	6.19%
	Oct. thru Nov.	192.34	173.59	384.68	347.18			769.36	694.36	1,538.72	1,388.72	3,846.80	3,471.80	7,693.60	6,943.60	6.18%
	Sep.	192.36	173.61	384.72	347.22			769.44	694.44	1,538.88	1,388.88	3,847.20	3,472.20	7,694.40	6,944.40	6.18%
	Aug.	194.03	175.28	388.06	350.56			776.12	701.12	1,552.24	1,402.24	3,880.60	3,505.60	7,761.20	7,011.20	6.12%
	June thru July	192.19	173.44	384.38	346.88			768.76	693.76	1,537.52	1,387.52	3,843.80	3,468.80	7,687.60	6,937.60	6.10%
	Apr. thru May	191.63	172.88	383.26	345.76			766.52	691.52	1,533.04	1,383.04	3,832.60	3,457.60	7,665.20	6,915.20	6.09%
	Mar.	191.64	172.89	383.28	345.78			766.56	691.56	1,533.12	1,383.12	3,832.80	3,457.80	7,665.60	6,915.60	6.09%
1960	Feb.	193.25	174.50	386.50	349.00			773.00	698.00	1,546.00	1,396.00	3,865.00	3,490.00	7,730.00	6,980.00	6.03%
	Jan.	191.41	172.66	382.82	345.32			765.64	690.64	1,531.28	1,381.28	3,828.20	3,453.20	7,656.40	6,906.40	6.01%
	Dec.	191.41	172.66	382.82	345.32			765.64	690.64	1,531.28	1,381.28	3,828.20	3,453.20	7,656.40	6,906.40	6.01%
	Oct. thru Nov.	191.03	172.28	382.06	344.56			764.12	689.12	1,528.24	1,378.24	3,820.60	3,445.60	7,641.20	6,891.20	6.00%
	Sep.	191.02	172.27	382.04	344.54			764.08	689.08	1,528.16	1,378.16	3,820.40	3,445.40	7,640.80	6,890.80	6.00%
	Aug.	192.61	173.86	385.22	347.72			770.44	695.44	1,540.88	1,390.88	3,852.20	3,477.20	7,704.40	6,954.40	5.95%
	June thru July	190.79	172.04	381.58	344.08			763.16	688.16	1,526.32	1,376.32	3,815.80	3,440.80	7,631.60	6,881.60	5.92%
	A Mar. thru May	192.36	173.61	384.72	347.22			769.44	694.44	1,538.88	1,388.88	3,847.20	3,472.20	7,694.40	6,944.40	5.91%
1959	A Feb.	190.17	171.42	380.34	342.84			760.68	685.68	1,521.36	1,371.36	3,803.40	3,428.40	7,606.80	6,856.80	5.88%
	A Jan.	188.50	169.75	377.00	339.50			754.00	679.00	1,508.00	1,358.00	3,770.00	3,395.00	7,540.00	6,790.00	5.85%
	A Dec.	188.50	169.75	377.00	339.50			754.00	679.00	1,508.00	1,358.00	3,770.00	3,395.00	7,540.00	6,790.00	5.85%
	A Sep. thru Nov.	188.10	169.35	376.20	338.70			752.40	677.40	1,504.80	1,354.80	3,762.00	3,387.00	7,524.00	6,774.00	5.85%
1959	A Aug.	186.01	167.26	372.02	334.52			744.04	669.04	1,488.08	1,338.08	3,720.20	3,345.20	7,440.40	6,690.40	5.82%
	A June thru July	187.88	169.13	375.76	338.26			751.52	676.52	1,503.04	1,353.04	3,757.60	3,382.60	7,515.20	6,765.20	5.85%
	AB Jan. thru May	191.53	172.78	383.06	345.56			766.12	691.12	1,532.24	1,382.24	3,830.60	3,455.60	7,661.20	6,911.20	5.89%

MAY 2000

INSIST ON PROPER IDENTIFICATION.

Series E

SERIES E - REDEMPTION VALUES AND INTEREST EARNED AMOUNTS BY DENOMINATION

MAY 2000

ISSUE YEAR	ISSUE MONTHS	\$25		\$50		\$75		\$100		\$200		\$500		\$1,000		YIELD FROM ISSUE
		REDEMP. VALUE	INTEREST EARNED	REDEMP. VALUE	INTEREST EARNED	REDEMP. VALUE	INTEREST EARNED	REDEMP. VALUE	INTEREST EARNED	REDEMP. VALUE	INTEREST EARNED	REDEMP. VALUE	INTEREST EARNED	REDEMP. VALUE	INTEREST EARNED	
1958 to 1941	Matured Series E Bonds	REDEMPTION VALUES CAN BE FOUND ON THE TABLE AT THE END OF THIS BOOKLET.														

A. BONDS WITH THE FOLLOWING ISSUE DATES HAVE REACHED FINAL MATURITY AND WILL EARN NO ADDITIONAL INTEREST: MAY 1941 THROUGH MAY 1960 AND DECEMBER 1965 THROUGH MAY 1970.
 B. BONDS WITH THE FOLLOWING ISSUE DATES ARE NOT ELIGIBLE FOR EXCHANGE TO SERIES HH BONDS: MAY 1941 THROUGH APRIL 1959 AND DECEMBER 1965 THROUGH APRIL 1969.

MAY 2000

INSIST ON PROPER IDENTIFICATION.

SERIES E - REDEMPTION VALUES AND INTEREST EARNED AMOUNTS BY DENOMINATION

JUNE 2000

ISSUE YEAR	ISSUE MONTHS	\$25		\$50		\$75		\$100		\$200		\$500		\$1,000		YIELD FROM ISSUE
		REDEMP. VALUE	INTEREST EARNED	REDEMP. VALUE	INTEREST EARNED	REDEMP. VALUE	INTEREST EARNED	REDEMP. VALUE	INTEREST EARNED	REDEMP. VALUE	INTEREST EARNED	REDEMP. VALUE	INTEREST EARNED	REDEMP. VALUE	INTEREST EARNED	
1980	May thru June	75.20	56.45	150.40	112.90	225.60	169.35	300.80	225.80	601.60	451.60	1,504.00	1,129.00	3,008.00	2,258.00	7.07%
	Jan. thru Apr.	74.44	55.69	148.88	111.38	223.32	167.07	297.76	222.76	595.52	445.52	1,488.80	1,113.80	2,977.60	2,227.60	7.01%
1979	Nov. thru Dec.	75.93	57.18	151.86	114.36	227.79	171.54	303.72	228.72	607.44	457.44	1,518.60	1,143.60	3,037.20	2,287.20	6.94%
	July thru Oct.	75.22	56.47	150.44	112.94	225.66	169.41	300.88	225.88	601.76	451.76	1,504.40	1,129.40	3,008.80	2,258.80	6.89%
	June	76.73	57.98	153.46	115.96	230.19	173.94	306.92	231.92	613.84	463.84	1,534.60	1,159.60	3,069.20	2,319.20	6.82%
	May	76.55	57.80	153.10	115.60	229.65	173.40	306.20	231.20	612.40	462.40	1,531.00	1,156.00	3,062.00	2,312.00	6.81%
	Jan. thru Apr.	75.82	57.07	151.64	114.14	227.46	171.21	303.28	228.28	606.56	456.56	1,516.40	1,141.40	3,032.80	2,282.80	6.77%
1978	Dec.	77.32	58.57	154.64	117.14	231.96	175.71	309.28	234.28	618.56	468.56	1,546.40	1,171.40	3,092.80	2,342.80	6.70%
	Nov.	77.11	58.36	154.22	116.72	231.33	175.08	308.44	233.44	616.88	466.88	1,542.20	1,167.20	3,084.40	2,334.40	6.69%
	July thru Oct.	76.39	57.64	152.78	115.28	229.17	172.92	305.56	230.56	611.12	461.12	1,527.80	1,152.80	3,055.60	2,305.60	6.64%
	June	77.90	59.15	155.80	118.30	233.70	177.45	311.60	236.60	623.20	473.20	1,558.00	1,183.00	3,116.00	2,366.00	6.58%
	May	77.70	58.95	155.40	117.90	233.10	176.85	310.80	235.80	621.60	471.60	1,554.00	1,179.00	3,108.00	2,358.00	6.57%
	Mar. thru Apr.	80.58	61.83	161.16	123.66	241.74	185.49	322.32	247.32	644.64	494.64	1,611.60	1,236.60	3,223.20	2,473.20	6.74%
	Jan. thru Feb.	88.24	69.49	176.48	138.98	264.72	208.47	352.96	277.96	705.92	555.92	1,764.80	1,389.80	3,529.60	2,779.60	7.17%
1977	Dec.	90.89	72.14	181.78	144.28	272.67	216.42	363.56	288.56	727.12	577.12	1,817.80	1,442.80	3,635.60	2,885.60	7.14%
	Nov.	90.64	71.89	181.28	143.78	271.92	215.67	362.56	287.56	725.12	575.12	1,812.80	1,437.80	3,625.60	2,875.60	7.13%
	July thru Oct.	98.84	80.09	197.68	160.18	296.52	240.27	395.36	320.36	790.72	640.72	1,976.80	1,601.80	3,953.60	3,203.60	7.53%
	June	101.82	83.07	203.64	166.14	305.46	249.21	407.28	332.28	814.56	664.56	2,036.40	1,661.40	4,072.80	3,322.80	7.49%
	May	101.61	82.86	203.22	165.72	304.83	248.58	406.44	331.44	812.88	662.88	2,032.20	1,657.20	4,064.40	3,314.40	7.48%
	Jan. thru Apr.	100.62	81.87	201.24	163.74	301.86	245.61	402.48	327.48	804.96	654.96	2,012.40	1,637.40	4,024.80	3,274.80	7.44%
1976	Dec.	103.63	84.88	207.26	169.76	310.89	254.64	414.52	339.52	829.04	679.04	2,072.60	1,697.60	4,145.20	3,395.20	7.41%
	Nov.	103.34	84.59	206.68	169.18	310.02	253.77	413.36	338.36	826.72	676.72	2,066.80	1,691.80	4,133.60	3,383.60	7.40%
	July thru Oct.	102.34	83.59	204.68	167.18	307.02	250.77	409.36	334.36	818.72	668.72	2,046.80	1,671.80	4,093.60	3,343.60	7.35%
	June	105.43	86.68	210.86	173.36	316.29	260.04	421.72	346.72	843.44	693.44	2,108.60	1,733.60	4,217.20	3,467.20	7.33%
	May	105.19	86.44	210.38	172.88	315.57	259.32	420.76	345.76	841.52	691.52	2,103.80	1,728.80	4,207.60	3,457.60	7.32%
	Jan. thru Apr.	104.21	85.46	208.42	170.92	312.63	256.38	416.84	341.84	833.68	683.68	2,084.20	1,709.20	4,168.40	3,418.40	7.28%
1975	Dec.	107.32	88.57	214.64	177.14	321.96	265.71	429.28	354.28	858.56	708.56	2,146.40	1,771.40	4,292.80	3,542.80	7.25%
	Nov.	107.08	88.33	214.16	176.66	321.24	264.99	428.32	353.32	856.64	706.64	2,141.60	1,766.60	4,283.20	3,533.20	7.24%
	July thru Oct.	106.04	87.29	212.08	174.58	318.12	261.87	424.16	349.16	848.32	698.32	2,120.80	1,745.80	4,241.60	3,491.60	7.20%
	June	109.23	90.48	218.46	180.96	327.69	271.44	436.92	361.92	873.84	723.84	2,184.60	1,809.60	4,369.20	3,619.20	7.17%
	May	108.97	90.22	217.94	180.44	326.91	270.66	435.88	360.88	871.76	721.76	2,179.40	1,804.40	4,358.80	3,608.80	7.16%
	Jan. thru Apr.	107.93	89.18	215.86	178.36	323.79	267.54	431.72	356.72	863.44	713.44	2,158.60	1,783.60	4,317.20	3,567.20	7.13%
1974	Dec.	110.11	91.36	220.22	182.72	330.33	274.08	440.44	365.44	880.88	730.88	2,202.20	1,827.20	4,404.40	3,654.40	7.06%
	Nov.	109.83	91.08	219.66	182.16	329.49	273.24	439.32	364.32	878.64	728.64	2,196.60	1,821.60	4,393.20	3,643.20	7.05%
	July thru Oct.	108.79	90.04	217.58	180.08	326.37	270.12	435.16	360.16	870.32	720.32	2,175.80	1,800.80	4,351.60	3,601.60	7.02%
	June	110.97	92.22	221.94	184.44	332.91	276.66	443.88	368.88	887.76	737.76	2,219.40	1,844.40	4,438.80	3,688.80	6.96%
	May	110.71	91.96	221.42	183.92	332.13	275.88	442.84	367.84	885.68	735.68	2,214.20	1,839.20	4,428.40	3,678.40	6.95%
	Jan. thru Apr.	109.66	90.91	219.32	181.82	328.98	272.73	438.64	363.64	877.28	727.28	2,193.20	1,818.20	4,386.40	3,636.40	6.91%

JUNE 2000

INSIST ON PROPER IDENTIFICATION.

Series E

SERIES E - REDEMPTION VALUES AND INTEREST EARNED AMOUNTS BY DENOMINATION

JUNE 2000

ISSUE YEAR	ISSUE MONTHS	\$25		\$50		\$75		\$100		\$200		\$500		\$1,000		YIELD FROM ISSUE
		REDEMP. VALUE	INTEREST EARNED	REDEMP. VALUE	INTEREST EARNED	REDEMP. VALUE	INTEREST EARNED	REDEMP. VALUE	INTEREST EARNED	REDEMP. VALUE	INTEREST EARNED	REDEMP. VALUE	INTEREST EARNED	REDEMP. VALUE	INTEREST EARNED	
1973	Dec.	111.85	93.10	223.70	186.20	335.55	279.30	447.40	372.40	894.80	744.80	2,237.00	1,862.00	4,474.00	3,724.00	6.85%
	Sep. thru Nov.	113.95	95.20	227.90	190.40	341.85	285.60	455.80	380.80	911.60	761.60	2,279.00	1,904.00	4,558.00	3,808.00	6.97%
	Aug.	116.21	97.46	232.42	194.92	348.63	292.38	464.84	389.84	929.68	779.68	2,324.20	1,949.20	4,648.40	3,898.40	6.92%
	July	115.96	97.21	231.92	194.42	347.88	291.63	463.84	388.84	927.68	777.68	2,319.20	1,944.20	4,638.40	3,888.40	6.91%
	June	114.85	96.10	229.70	192.20	344.55	288.30	459.40	384.40	918.80	768.80	2,297.00	1,922.00	4,594.00	3,844.00	6.87%
	Mar. thru May	114.58	95.83	229.16	191.66	343.74	287.49	458.32	383.32	916.64	766.64	2,291.60	1,916.60	4,583.20	3,833.20	6.86%
	Feb.	116.87	98.12	233.74	196.24	350.61	294.36	467.48	392.48	934.96	784.96	2,337.40	1,962.40	4,674.80	3,924.80	6.81%
	Jan.	116.57	97.82	233.14	195.64	349.71	293.46	466.28	391.28	932.56	782.56	2,331.40	1,956.40	4,662.80	3,912.80	6.80%
1972	Dec.	115.47	96.72	230.94	193.44	346.41	290.16	461.88	386.88	923.76	773.76	2,309.40	1,934.40	4,618.80	3,868.80	6.76%
	Sep. thru Nov.	115.22	96.47	230.44	192.94	345.66	289.41	460.88	385.88	921.76	771.76	2,304.40	1,929.40	4,608.80	3,858.80	6.75%
	Aug.	117.52	98.77	235.04	197.54	352.56	296.31	470.08	395.08	940.16	790.16	2,350.40	1,975.40	4,700.80	3,950.80	6.70%
	July	117.26	98.51	234.52	197.02	351.78	295.53	469.04	394.04	938.08	788.08	2,345.20	1,970.20	4,690.40	3,940.40	6.70%
	June	116.13	97.38	232.26	194.76	348.39	292.14	464.52	389.52	929.04	779.04	2,322.60	1,947.60	4,645.20	3,895.20	6.66%
	Mar. thru May	115.81	97.06	231.62	194.12	347.43	291.18	463.24	388.24	926.48	776.48	2,316.20	1,941.20	4,632.40	3,882.40	6.65%
	Feb.	118.11	99.36	236.22	198.72	354.33	298.08	472.44	397.44	944.88	794.88	2,362.20	1,987.20	4,724.40	3,974.40	6.60%
	Jan.	117.84	99.09	235.68	198.18	353.52	297.27	471.36	396.36	942.72	792.72	2,356.80	1,981.80	4,713.60	3,963.60	6.59%
1971	Dec.	116.71	97.96	233.42	195.92	350.13	293.88	466.84	391.84	933.68	783.68	2,334.20	1,959.20	4,668.40	3,918.40	6.56%
	Sep. thru Nov.	116.41	97.66	232.82	195.32	349.23	292.98	465.64	390.64	931.28	781.28	2,328.20	1,953.20	4,656.40	3,906.40	6.55%
	Aug.	118.74	99.99	237.48	199.98	356.22	299.97	474.96	399.96	949.92	799.92	2,374.80	1,999.80	4,749.60	3,999.60	6.50%
	July	118.53	99.78	237.06	199.56	355.59	299.34	474.12	399.12	948.24	798.24	2,370.60	1,995.60	4,741.20	3,991.20	6.50%
	June	119.29	100.54	238.58	201.08	357.87	301.62	477.16	402.16	954.32	804.32	2,385.80	2,010.80	4,771.60	4,021.60	6.52%
	Mar. thru May	118.96	100.21	237.92	200.42	356.88	300.63	475.84	400.84	951.68	801.68	2,379.20	2,004.20	4,758.40	4,008.40	6.51%
	Feb.	121.87	103.12	243.74	206.24	365.61	309.36	487.48	412.48	974.96	824.96	2,437.40	2,062.40	4,874.80	4,124.80	6.48%
	Jan.	121.59	102.84	243.18	205.68	364.77	308.52	486.36	411.36	972.72	822.72	2,431.80	2,056.80	4,863.60	4,113.60	6.48%
1970	Dec.	136.36	117.61	272.72	235.22	409.08	352.83	545.44	470.44	1,090.88	940.88	2,727.20	2,352.20	5,454.40	4,704.40	6.88%
	Sep. thru Nov.	136.05	117.30	272.10	234.60	408.15	351.90	544.20	469.20	1,088.40	938.40	2,721.00	2,346.00	5,442.00	4,692.00	6.87%
	Aug.	138.77	120.02	277.54	240.04	416.31	360.06	555.08	480.08	1,110.16	960.16	2,775.40	2,400.40	5,550.80	4,800.80	6.82%
	July	138.44	119.69	276.88	239.38	415.32	359.07	553.76	478.76	1,107.52	957.52	2,768.80	2,393.80	5,537.60	4,787.60	6.81%
	A June	138.00	119.25	276.00	238.50	414.00	357.75	552.00	477.00	1,104.00	954.00	2,760.00	2,385.00	5,520.00	4,770.00	6.77%
	A Mar. thru May	137.36	118.61	274.72	237.22	412.08	355.83	549.44	474.44	1,098.88	948.88	2,747.20	2,372.20	5,494.40	4,744.40	6.75%
	A Feb.	137.34	118.59	274.68	237.18	412.02	355.77	549.36	474.36	1,098.72	948.72	2,746.80	2,371.80	5,493.60	4,743.60	6.75%
	A Jan.	137.00	118.25	274.00	236.50	411.00	354.75	548.00	473.00	1,096.00	946.00	2,740.00	2,365.00	5,480.00	4,730.00	6.74%
1969	A Dec.	135.72	116.97	271.44	233.94	407.16	350.91	542.88	467.88	1,085.76	935.76	2,714.40	2,339.40	5,428.80	4,678.80	6.71%
	A Sep. thru Nov.	135.02	116.27	270.04	232.54	405.06	348.81	540.08	465.08	1,080.16	930.16	2,700.40	2,325.40	5,400.80	4,650.80	6.69%
	A Aug.	135.01	116.26	270.02	232.52	405.03	348.78	540.04	465.04	1,080.08	930.08	2,700.20	2,325.20	5,400.40	4,650.40	6.69%
	A July	134.71	115.96	269.42	231.92	404.13	347.88	538.84	463.84	1,077.68	927.68	2,694.20	2,319.20	5,388.40	4,638.40	6.68%
	A June	133.42	114.67	266.84	229.34	400.26	344.01	533.68	458.68	1,067.36	917.36	2,668.40	2,293.40	5,336.80	4,586.80	6.65%
	AB May	138.60	119.85	277.20	239.70	415.80	359.55	554.40	479.40	1,108.80	958.80	2,772.00	2,397.00	5,544.00	4,794.00	6.78%
	AB Jan. thru Apr.	137.27	118.52	274.54	237.04	411.81	355.56	549.08	474.08	1,098.16	948.16	2,745.40	2,370.40	5,490.80	4,740.80	6.75%

JUNE 2000

INSIST ON PROPER IDENTIFICATION.

SERIES E - REDEMPTION VALUES AND INTEREST EARNED AMOUNTS BY DENOMINATION

JUNE 2000

ISSUE YEAR	ISSUE MONTHS	\$25		\$50		\$75		\$100		\$200		\$500		\$1,000		YIELD FROM ISSUE
		REDEMP. VALUE	INTEREST EARNED	REDEMP. VALUE	INTEREST EARNED	REDEMP. VALUE	INTEREST EARNED	REDEMP. VALUE	INTEREST EARNED	REDEMP. VALUE	INTEREST EARNED	REDEMP. VALUE	INTEREST EARNED	REDEMP. VALUE	INTEREST EARNED	
1968	AB Dec.	137.28	118.53	274.56	237.06	411.84	355.59	549.12	474.12	1,098.24	948.24	2,745.60	2,370.60	5,491.20	4,741.20	6.75%
	AB Nov.	135.44	116.69	270.88	233.38	406.32	350.07	541.76	466.76	1,083.52	933.52	2,708.80	2,333.80	5,417.60	4,667.60	6.70%
	AB July thru Oct.	134.14	115.39	268.28	230.78	402.42	346.17	536.56	461.56	1,073.12	923.12	2,682.80	2,307.80	5,365.60	4,615.60	6.67%
	AB June	134.16	115.41	268.32	230.82	402.48	346.23	536.64	461.64	1,073.28	923.28	2,683.20	2,308.20	5,366.40	4,616.40	6.67%
	AB May	132.57	113.82	265.14	227.64	397.71	341.46	530.28	455.28	1,060.56	910.56	2,651.40	2,276.40	5,302.80	4,552.80	6.63%
	AB Jan. thru Apr.	131.28	112.53	262.56	225.06	393.84	337.59	525.12	450.12	1,050.24	900.24	2,625.60	2,250.60	5,251.20	4,501.20	6.59%
1967	AB Dec.	131.28	112.53	262.56	225.06	393.84	337.59	525.12	450.12	1,050.24	900.24	2,625.60	2,250.60	5,251.20	4,501.20	6.59%
	AB Nov.	129.70	110.95	259.40	221.90	389.10	332.85	518.80	443.80	1,037.60	887.60	2,594.00	2,219.00	5,188.00	4,438.00	6.55%
	AB July thru Oct.	128.45	109.70	256.90	219.40	385.35	329.10	513.80	438.80	1,027.60	877.60	2,569.00	2,194.00	5,138.00	4,388.00	6.52%
	AB June	128.46	109.71	256.92	219.42	385.38	329.13	513.84	438.84	1,027.68	877.68	2,569.20	2,194.20	5,138.40	4,388.40	6.52%
	AB May	127.06	108.31	254.12	216.62	381.18	324.93	508.24	433.24	1,016.48	866.48	2,541.20	2,166.20	5,082.40	4,332.40	6.48%
	AB Jan. thru Apr.	125.86	107.11	251.72	214.22	377.58	321.33	503.44	428.44	1,006.88	856.88	2,517.20	2,142.20	5,034.40	4,284.40	6.45%
1966	AB Dec.	125.85	107.10	251.70	214.20	377.55	321.30	503.40	428.40	1,006.80	856.80	2,517.00	2,142.00	5,034.00	4,284.00	6.45%
	AB Nov.	124.46	105.71	248.92	211.42	373.38	317.13	497.84	422.84	995.68	845.68	2,489.20	2,114.20	4,978.40	4,228.40	6.41%
	AB July thru Oct.	123.27	104.52	246.54	209.04	369.81	313.56	493.08	418.08	986.16	836.16	2,465.40	2,090.40	4,930.80	4,180.80	6.38%
	AB June	123.28	104.53	246.56	209.06	369.84	313.59	493.12	418.12	986.24	836.24	2,465.60	2,090.60	4,931.20	4,181.20	6.38%
	AB May	122.02	103.27	244.04	206.54	366.06	309.81	488.08	413.08	976.16	826.16	2,440.40	2,065.40	4,880.80	4,130.80	6.34%
	AB Mar. thru Apr.	121.94	103.19	243.88	206.38	365.82	309.57	487.76	412.76	975.52	825.52	2,438.80	2,063.80	4,877.60	4,127.60	6.34%
AB Jan. thru Feb.	128.13	109.38	256.26	218.76	384.39	328.14	512.52	437.52	1,025.04	875.04	2,562.60	2,187.60	5,125.20	4,375.20	6.51%	
1965	AB Dec.	128.12	109.37	256.24	218.74	384.36	328.11	512.48	437.48	1,024.96	874.96	2,562.40	2,187.40	5,124.80	4,374.80	6.51%
	AB Oct. thru Nov.	147.75	129.00	295.50	258.00	443.25	387.00	591.00	516.00	1,182.00	1,032.00	2,955.00	2,580.00	5,910.00	5,160.00	6.12%
	AB Sep.	151.38	132.63	302.76	265.26	454.14	397.89	605.52	530.52	1,211.04	1,061.04	3,027.60	2,652.60	6,055.20	5,305.20	6.10%
	AB Aug.	150.60	131.85	301.20	263.70	451.80	395.55	602.40	527.40	1,204.80	1,054.80	3,012.00	2,637.00	6,024.00	5,274.00	6.09%
	AB June thru July	151.77	133.02	303.54	266.04	455.31	399.06	607.08	532.08	1,214.16	1,064.16	3,035.40	2,660.40	6,070.80	5,320.80	6.11%
	AB Apr. thru May	165.30	146.55	330.60	293.10	495.90	439.65	661.20	586.20	1,322.40	1,172.40	3,306.00	2,931.00	6,612.00	5,862.00	6.36%
	AB Mar.	170.27	151.52	340.54	303.04	510.81	454.56	681.08	606.08	1,362.16	1,212.16	3,405.40	3,030.40	6,810.80	6,060.80	6.36%
	AB Feb.	169.44	150.69	338.88	301.38	508.32	452.07	677.76	602.76	1,355.52	1,205.52	3,388.80	3,013.80	6,777.60	6,027.60	6.34%
AB Jan.	184.73	165.98	369.46	331.96	554.19	497.94	738.92	663.92	1,477.84	1,327.84	3,694.60	3,319.60	7,389.20	6,639.20	6.60%	
1964	AB Dec.	184.73	165.98	369.46	331.96	554.19	497.94	738.92	663.92	1,477.84	1,327.84	3,694.60	3,319.60	7,389.20	6,639.20	6.60%
	AB Oct. thru Nov.	183.54	164.79	367.08	329.58	550.62	494.37	734.16	659.16	1,468.32	1,318.32	3,670.80	3,295.80	7,341.60	6,591.60	6.58%
	AB Sep.	189.05	170.30	378.10	340.60	567.15	510.90	756.20	681.20	1,512.40	1,362.40	3,781.00	3,406.00	7,562.00	6,812.00	6.57%
	AB Aug.	188.17	169.42	376.34	338.84	564.51	508.26	752.68	677.68	1,505.36	1,355.36	3,763.40	3,388.40	7,526.80	6,776.80	6.56%
	AB June thru July	186.35	167.60	372.70	335.20	559.05	502.80	745.40	670.40	1,490.80	1,340.80	3,727.00	3,352.00	7,454.00	6,704.00	6.53%
	AB Apr. thru May	185.12	166.37	370.24	332.74	555.36	499.11	740.48	665.48	1,480.96	1,330.96	3,702.40	3,327.40	7,404.80	6,654.80	6.51%
	AB Mar.	190.69	171.94	381.38	343.88			762.76	687.76	1,525.52	1,375.52	3,813.80	3,438.80	7,627.60	6,877.60	6.50%
	AB Feb.	189.78	171.03	379.56	342.06			759.12	684.12	1,518.24	1,368.24	3,795.60	3,420.60	7,591.20	6,841.20	6.49%
AB Jan.	187.98	169.23	375.96	338.46			751.92	676.92	1,503.84	1,353.84	3,759.60	3,384.60	7,519.20	6,769.20	6.46%	

JUNE 2000

INSIST ON PROPER IDENTIFICATION.

SERIES E - REDEMPTION VALUES AND INTEREST EARNED AMOUNTS BY DENOMINATION

JUNE 2000

ISSUE YEAR	ISSUE MONTHS	\$25		\$50		\$75		\$100		\$200		\$500		\$1,000		YIELD FROM ISSUE
		REDEMP. VALUE	INTEREST EARNED	REDEMP. VALUE	INTEREST EARNED	REDEMP. VALUE	INTEREST EARNED	REDEMP. VALUE	INTEREST EARNED	REDEMP. VALUE	INTEREST EARNED	REDEMP. VALUE	INTEREST EARNED	REDEMP. VALUE	INTEREST EARNED	
1963	Dec.	187.98	169.23	375.96	338.46			751.92	676.92	1,503.84	1,353.84	3,759.60	3,384.60	7,519.20	6,769.20	6.46%
	Oct. thru Nov.	186.82	168.07	373.64	336.14			747.28	672.28	1,494.56	1,344.56	3,736.40	3,361.40	7,472.80	6,722.80	6.44%
	Sep.	192.43	173.68	384.86	347.36			769.72	694.72	1,539.44	1,389.44	3,848.60	3,473.60	7,697.20	6,947.20	6.44%
	Aug.	191.51	172.76	383.02	345.52			766.04	691.04	1,532.08	1,382.08	3,830.20	3,455.20	7,660.40	6,910.40	6.42%
	June thru July	189.65	170.90	379.30	341.80			758.60	683.60	1,517.20	1,367.20	3,793.00	3,418.00	7,586.00	6,836.00	6.40%
	Apr. thru May	188.22	169.47	376.44	338.94			752.88	677.88	1,505.76	1,355.76	3,764.40	3,389.40	7,528.80	6,778.80	6.38%
	Mar.	193.89	175.14	387.78	350.28			775.56	700.56	1,551.12	1,401.12	3,877.80	3,502.80	7,755.60	7,005.60	6.37%
	Feb.	192.99	174.24	385.98	348.48			771.96	696.96	1,543.92	1,393.92	3,859.80	3,484.80	7,719.60	6,969.60	6.36%
	Jan.	191.13	172.38	382.26	344.76			764.52	689.52	1,529.04	1,379.04	3,822.60	3,447.60	7,645.20	6,895.20	6.33%
1962	Dec.	191.13	172.38	382.26	344.76			764.52	689.52	1,529.04	1,379.04	3,822.60	3,447.60	7,645.20	6,895.20	6.33%
	Oct. thru Nov.	190.35	171.60	380.70	343.20			761.40	686.40	1,522.80	1,372.80	3,807.00	3,432.00	7,614.00	6,864.00	6.32%
	Sep.	196.05	177.30	392.10	354.60			784.20	709.20	1,568.40	1,418.40	3,921.00	3,546.00	7,842.00	7,092.00	6.32%
	Aug.	194.67	175.92	389.34	351.84			778.68	703.68	1,557.36	1,407.36	3,893.40	3,518.40	7,786.80	7,036.80	6.30%
	June thru July	192.82	174.07	385.64	348.14			771.28	696.28	1,542.56	1,392.56	3,856.40	3,481.40	7,712.80	6,962.80	6.27%
	Apr. thru May	192.32	173.57	384.64	347.14			769.28	694.28	1,538.56	1,388.56	3,846.40	3,471.40	7,692.80	6,942.80	6.26%
	Mar.	196.19	177.44	392.38	354.88			784.76	709.76	1,569.52	1,419.52	3,923.80	3,548.80	7,847.60	7,097.60	6.23%
	Feb.	194.77	176.02	389.54	352.04			779.08	704.08	1,558.16	1,408.16	3,895.40	3,520.40	7,790.80	7,040.80	6.21%
	Jan.	192.90	174.15	385.80	348.30			771.60	696.60	1,543.20	1,393.20	3,858.00	3,483.00	7,716.00	6,966.00	6.19%
1961	Dec.	192.90	174.15	385.80	348.30			771.60	696.60	1,543.20	1,393.20	3,858.00	3,483.00	7,716.00	6,966.00	6.19%
	Oct. thru Nov.	192.34	173.59	384.68	347.18			769.36	694.36	1,538.72	1,388.72	3,846.80	3,471.80	7,693.60	6,943.60	6.18%
	Sep.	196.21	177.46	392.42	354.92			784.84	709.84	1,569.68	1,419.68	3,924.20	3,549.20	7,848.40	7,098.40	6.15%
	Aug.	194.03	175.28	388.06	350.56			776.12	701.12	1,552.24	1,402.24	3,880.60	3,505.60	7,761.20	7,011.20	6.12%
	June thru July	192.19	173.44	384.38	346.88			768.76	693.76	1,537.52	1,387.52	3,843.80	3,468.80	7,687.60	6,937.60	6.10%
	Apr. thru May	191.63	172.88	383.26	345.76			766.52	691.52	1,533.04	1,383.04	3,832.60	3,457.60	7,665.20	6,915.20	6.09%
	Mar.	195.47	176.72	390.94	353.44			781.88	706.88	1,563.76	1,413.76	3,909.40	3,534.40	7,818.80	7,068.80	6.06%
	Feb.	193.25	174.50	386.50	349.00			773.00	698.00	1,546.00	1,396.00	3,865.00	3,490.00	7,730.00	6,980.00	6.03%
	Jan.	191.41	172.66	382.82	345.32			765.64	690.64	1,531.28	1,381.28	3,828.20	3,453.20	7,656.40	6,906.40	6.01%
1960	Dec.	191.41	172.66	382.82	345.32			765.64	690.64	1,531.28	1,381.28	3,828.20	3,453.20	7,656.40	6,906.40	6.01%
	Oct. thru Nov.	191.03	172.28	382.06	344.56			764.12	689.12	1,528.24	1,378.24	3,820.60	3,445.60	7,641.20	6,891.20	6.00%
	Sep.	194.84	176.09	389.68	352.18			779.36	704.36	1,558.72	1,408.72	3,896.80	3,521.80	7,793.60	7,043.60	5.98%
	Aug.	192.61	173.86	385.22	347.72			770.44	695.44	1,540.88	1,390.88	3,852.20	3,477.20	7,704.40	6,954.40	5.95%
	July	190.79	172.04	381.58	344.08			763.16	688.16	1,526.32	1,376.32	3,815.80	3,440.80	7,631.60	6,881.60	5.92%
	A June	192.69	173.94	385.38	347.88			770.76	695.76	1,541.52	1,391.52	3,853.80	3,478.80	7,707.60	6,957.60	5.91%
	A Mar. thru May	192.36	173.61	384.72	347.22			769.44	694.44	1,538.88	1,388.88	3,847.20	3,472.20	7,694.40	6,944.40	5.91%
	A Feb.	190.17	171.42	380.34	342.84			760.68	685.68	1,521.36	1,371.36	3,803.40	3,428.40	7,606.80	6,856.80	5.88%
	A Jan.	188.50	169.75	377.00	339.50			754.00	679.00	1,508.00	1,358.00	3,770.00	3,395.00	7,540.00	6,790.00	5.85%

JUNE 2000

INSIST ON PROPER IDENTIFICATION.

Series E

SERIES E - REDEMPTION VALUES AND INTEREST EARNED AMOUNTS BY DENOMINATION

JUNE 2000

ISSUE YEAR	ISSUE MONTHS	\$25		\$50		\$75		\$100		\$200		\$500		\$1,000		YIELD FROM ISSUE
		REDEMP. VALUE	INTEREST EARNED	REDEMP. VALUE	INTEREST EARNED	REDEMP. VALUE	INTEREST EARNED	REDEMP. VALUE	INTEREST EARNED	REDEMP. VALUE	INTEREST EARNED	REDEMP. VALUE	INTEREST EARNED	REDEMP. VALUE	INTEREST EARNED	
1959	A Dec.	188.50	169.75	377.00	339.50			754.00	679.00	1,508.00	1,358.00	3,770.00	3,395.00	7,540.00	6,790.00	5.85%
	A Sep. thru Nov.	188.10	169.35	376.20	338.70			752.40	677.40	1,504.80	1,354.80	3,762.00	3,387.00	7,524.00	6,774.00	5.85%
	A Aug.	186.01	167.26	372.02	334.52			744.04	669.04	1,488.08	1,338.08	3,720.20	3,345.20	7,440.40	6,690.40	5.82%
	A June thru July	187.88	169.13	375.76	338.26			751.52	676.52	1,503.04	1,353.04	3,757.60	3,382.60	7,515.20	6,765.20	5.85%
	AB Jan. thru May	191.53	172.78	383.06	345.56			766.12	691.12	1,532.24	1,382.24	3,830.60	3,455.60	7,661.20	6,911.20	5.89%
1958 to 1941	Matured Series E Bonds	REDEMPTION VALUES CAN BE FOUND ON THE TABLE AT THE END OF THIS BOOKLET.														

A. BONDS WITH THE FOLLOWING ISSUE DATES HAVE REACHED FINAL MATURITY AND WILL EARN NO ADDITIONAL INTEREST: MAY 1941 THROUGH JUNE 1960 AND DECEMBER 1965 THROUGH JUNE 1970.

B. BONDS WITH THE FOLLOWING ISSUE DATES ARE NOT ELIGIBLE FOR EXCHANGE TO SERIES HH BONDS: MAY 1941 THROUGH MAY 1959 AND DECEMBER 1965 THROUGH MAY 1969.

JUNE 2000

INSIST ON PROPER IDENTIFICATION.

Series E

SERIES E - REDEMPTION VALUES AND INTEREST EARNED AMOUNTS BY DENOMINATION

JULY 2000

ISSUE YEAR	ISSUE MONTHS	\$25		\$50		\$75		\$100		\$200		\$500		\$1,000		YIELD FROM ISSUE
		REDEMP. VALUE	INTEREST EARNED	REDEMP. VALUE	INTEREST EARNED	REDEMP. VALUE	INTEREST EARNED	REDEMP. VALUE	INTEREST EARNED	REDEMP. VALUE	INTEREST EARNED	REDEMP. VALUE	INTEREST EARNED	REDEMP. VALUE	INTEREST EARNED	
1980	May thru June	75.20	56.45	150.40	112.90	225.60	169.35	300.80	225.80	601.60	451.60	1,504.00	1,129.00	3,008.00	2,258.00	7.07%
	Feb. thru Apr.	74.44	55.69	148.88	111.38	223.32	167.07	297.76	222.76	595.52	445.52	1,488.80	1,113.80	2,977.60	2,227.60	7.01%
	Jan.	75.93	57.18	151.86	114.36	227.79	171.54	303.72	228.72	607.44	457.44	1,518.60	1,143.60	3,037.20	2,287.20	6.94%
1979	Nov. thru Dec.	75.93	57.18	151.86	114.36	227.79	171.54	303.72	228.72	607.44	457.44	1,518.60	1,143.60	3,037.20	2,287.20	6.94%
	Aug. thru Oct.	75.22	56.47	150.44	112.94	225.66	169.41	300.88	225.88	601.76	451.76	1,504.40	1,129.40	3,008.80	2,258.80	6.89%
	June thru July	76.73	57.98	153.46	115.96	230.19	173.94	306.92	231.92	613.84	463.84	1,534.60	1,159.60	3,069.20	2,319.20	6.82%
	May	76.55	57.80	153.10	115.60	229.65	173.40	306.20	231.20	612.40	462.40	1,531.00	1,156.00	3,062.00	2,312.00	6.81%
	Feb. thru Apr.	75.82	57.07	151.64	114.14	227.46	171.21	303.28	228.28	606.56	456.56	1,516.40	1,141.40	3,032.80	2,282.80	6.77%
	Jan.	77.33	58.58	154.66	117.16	231.99	175.74	309.32	234.32	618.64	468.64	1,546.60	1,171.60	3,093.20	2,343.20	6.70%
	Dec.	77.32	58.57	154.64	117.14	231.96	175.71	309.28	234.28	618.56	468.56	1,546.40	1,171.40	3,092.80	2,342.80	6.70%
1978	Nov.	77.11	58.36	154.22	116.72	231.33	175.08	308.44	233.44	616.88	466.88	1,542.20	1,167.20	3,084.40	2,334.40	6.69%
	Aug. thru Oct.	76.39	57.64	152.78	115.28	229.17	172.92	305.56	230.56	611.12	461.12	1,527.80	1,152.80	3,055.60	2,305.60	6.64%
	July	77.92	59.17	155.84	118.34	233.76	177.51	311.68	236.68	623.36	473.36	1,558.40	1,183.40	3,116.80	2,366.80	6.58%
	June	77.90	59.15	155.80	118.30	233.70	177.45	311.60	236.60	623.20	473.20	1,558.00	1,183.00	3,116.00	2,366.00	6.58%
	May	77.70	58.95	155.40	117.90	233.10	176.85	310.80	235.80	621.60	471.60	1,554.00	1,179.00	3,108.00	2,358.00	6.57%
	Mar. thru Apr.	80.58	61.83	161.16	123.66	241.74	185.49	322.32	247.32	644.64	494.64	1,611.60	1,236.60	3,223.20	2,473.20	6.74%
	Feb.	88.24	69.49	176.48	138.98	264.72	208.47	352.96	277.96	705.92	555.92	1,764.80	1,389.80	3,529.60	2,779.60	7.17%
	Jan.	90.89	72.14	181.78	144.28	272.67	216.42	363.56	288.56	727.12	577.12	1,817.80	1,442.80	3,635.60	2,885.60	7.14%
1977	Dec.	90.89	72.14	181.78	144.28	272.67	216.42	363.56	288.56	727.12	577.12	1,817.80	1,442.80	3,635.60	2,885.60	7.14%
	Nov.	90.64	71.89	181.28	143.78	271.92	215.67	362.56	287.56	725.12	575.12	1,812.80	1,437.80	3,625.60	2,875.60	7.13%
	Aug. thru Oct.	98.84	80.09	197.68	160.18	296.52	240.27	395.36	320.36	790.72	640.72	1,976.80	1,601.80	3,953.60	3,203.60	7.53%
	July	101.80	83.05	203.60	166.10	305.40	249.15	407.20	332.20	814.40	664.40	2,036.00	1,661.00	4,072.00	3,322.00	7.49%
	June	101.82	83.07	203.64	166.14	305.46	249.21	407.28	332.28	814.56	664.56	2,036.40	1,661.40	4,072.80	3,322.80	7.49%
	May	101.61	82.86	203.22	165.72	304.83	248.58	406.44	331.44	812.88	662.88	2,032.20	1,657.20	4,064.40	3,314.40	7.48%
	Feb. thru Apr.	100.62	81.87	201.24	163.74	301.86	245.61	402.48	327.48	804.96	654.96	2,012.40	1,637.40	4,024.80	3,274.80	7.44%
	Jan.	103.63	84.88	207.26	169.76	310.89	254.64	414.52	339.52	829.04	679.04	2,072.60	1,697.60	4,145.20	3,395.20	7.41%
1976	Dec.	103.63	84.88	207.26	169.76	310.89	254.64	414.52	339.52	829.04	679.04	2,072.60	1,697.60	4,145.20	3,395.20	7.41%
	Nov.	103.34	84.59	206.68	169.18	310.02	253.77	413.36	338.36	826.72	676.72	2,066.80	1,691.80	4,133.60	3,383.60	7.40%
	Aug. thru Oct.	102.34	83.59	204.68	167.18	307.02	250.77	409.36	334.36	818.72	668.72	2,046.80	1,671.80	4,093.60	3,343.60	7.35%
	July	105.41	86.66	210.82	173.32	316.23	259.98	421.64	346.64	843.28	693.28	2,108.20	1,733.20	4,216.40	3,466.40	7.33%
	June	105.43	86.68	210.86	173.36	316.29	260.04	421.72	346.72	843.44	693.44	2,108.60	1,733.60	4,217.20	3,467.20	7.33%
	May	105.19	86.44	210.38	172.88	315.57	259.32	420.76	345.76	841.52	691.52	2,103.80	1,728.80	4,207.60	3,457.60	7.32%
	Feb. thru Apr.	104.21	85.46	208.42	170.92	312.63	256.38	416.84	341.84	833.68	683.68	2,084.20	1,709.20	4,168.40	3,418.40	7.28%
Jan.	107.33	88.58	214.66	177.16	321.99	265.74	429.32	354.32	858.64	708.64	2,146.60	1,771.60	4,293.20	3,543.20	7.25%	

JULY 2000

INSIST ON PROPER IDENTIFICATION.

Series E

SERIES E - REDEMPTION VALUES AND INTEREST EARNED AMOUNTS BY DENOMINATION

JULY 2000

ISSUE YEAR	ISSUE MONTHS	\$25		\$50		\$75		\$100		\$200		\$500		\$1,000		YIELD FROM ISSUE
		REDEMP. VALUE	INTEREST EARNED	REDEMP. VALUE	INTEREST EARNED	REDEMP. VALUE	INTEREST EARNED	REDEMP. VALUE	INTEREST EARNED	REDEMP. VALUE	INTEREST EARNED	REDEMP. VALUE	INTEREST EARNED	REDEMP. VALUE	INTEREST EARNED	
1975	Dec.	107.32	88.57	214.64	177.14	321.96	265.71	429.28	354.28	858.56	708.56	2,146.40	1,771.40	4,292.80	3,542.80	7.25%
	Nov.	107.08	88.33	214.16	176.66	321.24	264.99	428.32	353.32	856.64	706.64	2,141.60	1,766.60	4,283.20	3,533.20	7.24%
	Aug. thru Oct.	106.04	87.29	212.08	174.58	318.12	261.87	424.16	349.16	848.32	698.32	2,120.80	1,745.80	4,241.60	3,491.60	7.20%
	June thru July	109.23	90.48	218.46	180.96	327.69	271.44	436.92	361.92	873.84	723.84	2,184.60	1,809.60	4,369.20	3,619.20	7.17%
	May	108.97	90.22	217.94	180.44	326.91	270.66	435.88	360.88	871.76	721.76	2,179.40	1,804.40	4,358.80	3,608.80	7.16%
	Feb. thru Apr.	107.93	89.18	215.86	178.36	323.79	267.54	431.72	356.72	863.44	713.44	2,158.60	1,783.60	4,317.20	3,567.20	7.13%
	Jan.	110.09	91.34	220.18	182.68	330.27	274.02	440.36	365.36	880.72	730.72	2,201.80	1,826.80	4,403.60	3,653.60	7.06%
1974	Dec.	110.11	91.36	220.22	182.72	330.33	274.08	440.44	365.44	880.88	730.88	2,202.20	1,827.20	4,404.40	3,654.40	7.06%
	Nov.	109.83	91.08	219.66	182.16	329.49	273.24	439.32	364.32	878.64	728.64	2,196.60	1,821.60	4,393.20	3,643.20	7.05%
	Aug. thru Oct.	108.79	90.04	217.58	180.08	326.37	270.12	435.16	360.16	870.32	720.32	2,175.80	1,800.80	4,351.60	3,601.60	7.02%
	June thru July	110.97	92.22	221.94	184.44	332.91	276.66	443.88	368.88	887.76	737.76	2,219.40	1,844.40	4,438.80	3,688.80	6.96%
	May	110.71	91.96	221.42	183.92	332.13	275.88	442.84	367.84	885.68	735.68	2,214.20	1,839.20	4,428.40	3,678.40	6.95%
	Feb. thru Apr.	109.66	90.91	219.32	181.82	328.98	272.73	438.64	363.64	877.28	727.28	2,193.20	1,818.20	4,386.40	3,636.40	6.91%
	Jan.	111.85	93.10	223.70	186.20	335.55	279.30	447.40	372.40	894.80	744.80	2,237.00	1,862.00	4,474.00	3,724.00	6.85%
1973	Dec.	111.85	93.10	223.70	186.20	335.55	279.30	447.40	372.40	894.80	744.80	2,237.00	1,862.00	4,474.00	3,724.00	6.85%
	Oct. thru Nov.	113.95	95.20	227.90	190.40	341.85	285.60	455.80	380.80	911.60	761.60	2,279.00	1,904.00	4,558.00	3,808.00	6.97%
	Sep.	116.23	97.48	232.46	194.96	348.69	292.44	464.92	389.92	929.84	779.84	2,324.60	1,949.60	4,649.20	3,899.20	6.92%
	Aug.	116.21	97.46	232.42	194.92	348.63	292.38	464.84	389.84	929.68	779.68	2,324.20	1,949.20	4,648.40	3,898.40	6.92%
	July	115.96	97.21	231.92	194.42	347.88	291.63	463.84	388.84	927.68	777.68	2,319.20	1,944.20	4,638.40	3,888.40	6.91%
	June	114.85	96.10	229.70	192.20	344.55	288.30	459.40	384.40	918.80	768.80	2,297.00	1,922.00	4,594.00	3,844.00	6.87%
	Apr. thru May	114.58	95.83	229.16	191.66	343.74	287.49	458.32	383.32	916.64	766.64	2,291.60	1,916.60	4,583.20	3,833.20	6.86%
	Feb. thru Mar.	116.87	98.12	233.74	196.24	350.61	294.36	467.48	392.48	934.96	784.96	2,337.40	1,962.40	4,674.80	3,924.80	6.81%
Jan.	116.57	97.82	233.14	195.64	349.71	293.46	466.28	391.28	932.56	782.56	2,331.40	1,956.40	4,662.80	3,912.80	6.80%	
1972	Dec.	115.47	96.72	230.94	193.44	346.41	290.16	461.88	386.88	923.76	773.76	2,309.40	1,934.40	4,618.80	3,868.80	6.76%
	Oct. thru Nov.	115.22	96.47	230.44	192.94	345.66	289.41	460.88	385.88	921.76	771.76	2,304.40	1,929.40	4,608.80	3,858.80	6.75%
	Aug. thru Sep.	117.52	98.77	235.04	197.54	352.56	296.31	470.08	395.08	940.16	790.16	2,350.40	1,975.40	4,700.80	3,950.80	6.70%
	July	117.26	98.51	234.52	197.02	351.78	295.53	469.04	394.04	938.08	788.08	2,345.20	1,970.20	4,690.40	3,940.40	6.70%
	June	116.13	97.38	232.26	194.76	348.39	292.14	464.52	389.52	929.04	779.04	2,322.60	1,947.60	4,645.20	3,895.20	6.66%
	Apr. thru May	115.81	97.06	231.62	194.12	347.43	291.18	463.24	388.24	926.48	776.48	2,316.20	1,941.20	4,632.40	3,882.40	6.65%
	Mar.	118.13	99.38	236.26	198.76	354.39	298.14	472.52	397.52	945.04	795.04	2,362.60	1,987.60	4,725.20	3,975.20	6.60%
	Feb.	118.11	99.36	236.22	198.72	354.33	298.08	472.44	397.44	944.88	794.88	2,362.20	1,987.20	4,724.40	3,974.40	6.60%
Jan.	117.84	99.09	235.68	198.18	353.52	297.27	471.36	396.36	942.72	792.72	2,356.80	1,981.80	4,713.60	3,963.60	6.59%	

JULY 2000

INSIST ON PROPER IDENTIFICATION.

Series E

SERIES E - REDEMPTION VALUES AND INTEREST EARNED AMOUNTS BY DENOMINATION

JULY 2000

ISSUE YEAR	ISSUE MONTHS	\$25		\$50		\$75		\$100		\$200		\$500		\$1,000		YIELD FROM ISSUE
		REDEMP. VALUE	INTEREST EARNED	REDEMP. VALUE	INTEREST EARNED	REDEMP. VALUE	INTEREST EARNED	REDEMP. VALUE	INTEREST EARNED	REDEMP. VALUE	INTEREST EARNED	REDEMP. VALUE	INTEREST EARNED	REDEMP. VALUE	INTEREST EARNED	
1971	Dec.	116.71	97.96	233.42	195.92	350.13	293.88	466.84	391.84	933.68	783.68	2,334.20	1,959.20	4,668.40	3,918.40	6.56%
	Oct. thru Nov.	116.41	97.66	232.82	195.32	349.23	292.98	465.64	390.64	931.28	781.28	2,328.20	1,953.20	4,656.40	3,906.40	6.55%
	Aug. thru Sep.	118.74	99.99	237.48	199.98	356.22	299.97	474.96	399.96	949.92	799.92	2,374.80	1,999.80	4,749.60	3,999.60	6.50%
	July	118.53	99.78	237.06	199.56	355.59	299.34	474.12	399.12	948.24	798.24	2,370.60	1,995.60	4,741.20	3,991.20	6.50%
	June	119.29	100.54	238.58	201.08	357.87	301.62	477.16	402.16	954.32	804.32	2,385.80	2,010.80	4,771.60	4,021.60	6.52%
	Apr. thru May	118.96	100.21	237.92	200.42	356.88	300.63	475.84	400.84	951.68	801.68	2,379.20	2,004.20	4,758.40	4,008.40	6.51%
	Feb. thru Mar.	121.87	103.12	243.74	206.24	365.61	309.36	487.48	412.48	974.96	824.96	2,437.40	2,062.40	4,874.80	4,124.80	6.48%
	Jan.	121.59	102.84	243.18	205.68	364.77	308.52	486.36	411.36	972.72	822.72	2,431.80	2,056.80	4,863.60	4,113.60	6.48%
1970	Dec.	136.36	117.61	272.72	235.22	409.08	352.83	545.44	470.44	1,090.88	940.88	2,727.20	2,352.20	5,454.40	4,704.40	6.88%
	Oct. thru Nov.	136.05	117.30	272.10	234.60	408.15	351.90	544.20	469.20	1,088.40	938.40	2,721.00	2,346.00	5,442.00	4,692.00	6.87%
	Aug. thru Sep.	138.77	120.02	277.54	240.04	416.31	360.06	555.08	480.08	1,110.16	960.16	2,775.40	2,400.40	5,550.80	4,800.80	6.82%
	A July	139.36	120.61	278.72	241.22	418.08	361.83	557.44	482.44	1,114.88	964.88	2,787.20	2,412.20	5,574.40	4,824.40	6.80%
	A June	138.00	119.25	276.00	238.50	414.00	357.75	552.00	477.00	1,104.00	954.00	2,760.00	2,385.00	5,520.00	4,770.00	6.77%
	A Mar. thru May	137.36	118.61	274.72	237.22	412.08	355.83	549.44	474.44	1,098.88	948.88	2,747.20	2,372.20	5,494.40	4,744.40	6.75%
	A Feb.	137.34	118.59	274.68	237.18	412.02	355.77	549.36	474.36	1,098.72	948.72	2,746.80	2,371.80	5,493.60	4,743.60	6.75%
	A Jan.	137.00	118.25	274.00	236.50	411.00	354.75	548.00	473.00	1,096.00	946.00	2,740.00	2,365.00	5,480.00	4,730.00	6.74%
1969	A Dec.	135.72	116.97	271.44	233.94	407.16	350.91	542.88	467.88	1,085.76	935.76	2,714.40	2,339.40	5,428.80	4,678.80	6.71%
	A Sep. thru Nov.	135.02	116.27	270.04	232.54	405.06	348.81	540.08	465.08	1,080.16	930.16	2,700.40	2,325.40	5,400.80	4,650.80	6.69%
	A Aug.	135.01	116.26	270.02	232.52	405.03	348.78	540.04	465.04	1,080.08	930.08	2,700.20	2,325.20	5,400.40	4,650.40	6.69%
	A July	134.71	115.96	269.42	231.92	404.13	347.88	538.84	463.84	1,077.68	927.68	2,694.20	2,319.20	5,388.40	4,638.40	6.68%
	AB June	133.42	114.67	266.84	229.34	400.26	344.01	533.68	458.68	1,067.36	917.36	2,668.40	2,293.40	5,336.80	4,586.80	6.65%
	AB May	138.60	119.85	277.20	239.70	415.80	359.55	554.40	479.40	1,108.80	958.80	2,772.00	2,397.00	5,544.00	4,794.00	6.78%
	AB Jan. thru Apr.	137.27	118.52	274.54	237.04	411.81	355.56	549.08	474.08	1,098.16	948.16	2,745.40	2,370.40	5,490.80	4,740.80	6.75%
	1968	AB Dec.	137.28	118.53	274.56	237.06	411.84	355.59	549.12	474.12	1,098.24	948.24	2,745.60	2,370.60	5,491.20	4,741.20
AB Nov.		135.44	116.69	270.88	233.38	406.32	350.07	541.76	466.76	1,083.52	933.52	2,708.80	2,333.80	5,417.60	4,667.60	6.70%
AB July thru Oct.		134.14	115.39	268.28	230.78	402.42	346.17	536.56	461.56	1,073.12	923.12	2,682.80	2,307.80	5,365.60	4,615.60	6.67%
AB June		134.16	115.41	268.32	230.82	402.48	346.23	536.64	461.64	1,073.28	923.28	2,683.20	2,308.20	5,366.40	4,616.40	6.67%
AB May		132.57	113.82	265.14	227.64	397.71	341.46	530.28	455.28	1,060.56	910.56	2,651.40	2,276.40	5,302.80	4,552.80	6.63%
AB Jan. thru Apr.		131.28	112.53	262.56	225.06	393.84	337.59	525.12	450.12	1,050.24	900.24	2,625.60	2,250.60	5,251.20	4,501.20	6.59%
1967		AB Dec.	131.28	112.53	262.56	225.06	393.84	337.59	525.12	450.12	1,050.24	900.24	2,625.60	2,250.60	5,251.20	4,501.20
	AB Nov.	129.70	110.95	259.40	221.90	389.10	332.85	518.80	443.80	1,037.60	887.60	2,594.00	2,219.00	5,188.00	4,438.00	6.55%
	AB July thru Oct.	128.45	109.70	256.90	219.40	385.35	329.10	513.80	438.80	1,027.60	877.60	2,569.00	2,194.00	5,138.00	4,388.00	6.52%
	AB June	128.46	109.71	256.92	219.42	385.38	329.13	513.84	438.84	1,027.68	877.68	2,569.20	2,194.20	5,138.40	4,388.40	6.52%
	AB May	127.06	108.31	254.12	216.62	381.18	324.93	508.24	433.24	1,016.48	866.48	2,541.20	2,166.20	5,082.40	4,332.40	6.48%
	AB Jan. thru Apr.	125.86	107.11	251.72	214.22	377.58	321.33	503.44	428.44	1,006.88	856.88	2,517.20	2,142.20	5,034.40	4,284.40	6.45%

JULY 2000

INSIST ON PROPER IDENTIFICATION.

Series E

SERIES E - REDEMPTION VALUES AND INTEREST EARNED AMOUNTS BY DENOMINATION

JULY 2000

ISSUE YEAR	ISSUE MONTHS	\$25		\$50		\$75		\$100		\$200		\$500		\$1,000		YIELD FROM ISSUE
		REDEMP. VALUE	INTEREST EARNED	REDEMP. VALUE	INTEREST EARNED	REDEMP. VALUE	INTEREST EARNED	REDEMP. VALUE	INTEREST EARNED	REDEMP. VALUE	INTEREST EARNED	REDEMP. VALUE	INTEREST EARNED	REDEMP. VALUE	INTEREST EARNED	
1966	AB Dec.	125.85	107.10	251.70	214.20	377.55	321.30	503.40	428.40	1,006.80	856.80	2,517.00	2,142.00	5,034.00	4,284.00	6.45%
	AB Nov.	124.46	105.71	248.92	211.42	373.38	317.13	497.84	422.84	995.68	845.68	2,489.20	2,114.20	4,978.40	4,228.40	6.41%
	AB July thru Oct.	123.27	104.52	246.54	209.04	369.81	313.56	493.08	418.08	986.16	836.16	2,465.40	2,090.40	4,930.80	4,180.80	6.38%
	AB June	123.28	104.53	246.56	209.06	369.84	313.59	493.12	418.12	986.24	836.24	2,465.60	2,090.60	4,931.20	4,181.20	6.38%
	AB May	122.02	103.27	244.04	206.54	366.06	309.81	488.08	413.08	976.16	826.16	2,440.40	2,065.40	4,880.80	4,130.80	6.34%
	AB Mar. thru Apr.	121.94	103.19	243.88	206.38	365.82	309.57	487.76	412.76	975.52	825.52	2,438.80	2,063.80	4,877.60	4,127.60	6.34%
	AB Jan. thru Feb.	128.13	109.38	256.26	218.76	384.39	328.14	512.52	437.52	1,025.04	875.04	2,562.60	2,187.60	5,125.20	4,375.20	6.51%
1965	AB Dec.	128.12	109.37	256.24	218.74	384.36	328.11	512.48	437.48	1,024.96	874.96	2,562.40	2,187.40	5,124.80	4,374.80	6.51%
	AB Nov.	147.75	129.00	295.50	258.00	443.25	387.00	591.00	516.00	1,182.00	1,032.00	2,955.00	2,580.00	5,910.00	5,160.00	6.12%
	AB Sep. thru Oct.	151.38	132.63	302.76	265.26	454.14	397.89	605.52	530.52	1,211.04	1,061.04	3,027.60	2,652.60	6,055.20	5,305.20	6.10%
	AB Aug.	150.60	131.85	301.20	263.70	451.80	395.55	602.40	527.40	1,204.80	1,054.80	3,012.00	2,637.00	6,024.00	5,274.00	6.09%
	AB June thru July	151.77	133.02	303.54	266.04	455.31	399.06	607.08	532.08	1,214.16	1,064.16	3,035.40	2,660.40	6,070.80	5,320.80	6.11%
	AB May	165.30	146.55	330.60	293.10	495.90	439.65	661.20	586.20	1,322.40	1,172.40	3,306.00	2,931.00	6,612.00	5,862.00	6.36%
	AB Apr.	170.25	151.50	340.50	303.00	510.75	454.50	681.00	606.00	1,362.00	1,212.00	3,405.00	3,030.00	6,810.00	6,060.00	6.36%
	AB Mar.	170.27	151.52	340.54	303.04	510.81	454.56	681.08	606.08	1,362.16	1,212.16	3,405.40	3,030.40	6,810.80	6,060.80	6.36%
	AB Feb.	169.44	150.69	338.88	301.38	508.32	452.07	677.76	602.76	1,355.52	1,205.52	3,388.80	3,013.80	6,777.60	6,027.60	6.34%
AB Jan.	184.73	165.98	369.46	331.96	554.19	497.94	738.92	663.92	1,477.84	1,327.84	3,694.60	3,319.60	7,389.20	6,639.20	6.60%	
1964	AB Dec.	184.73	165.98	369.46	331.96	554.19	497.94	738.92	663.92	1,477.84	1,327.84	3,694.60	3,319.60	7,389.20	6,639.20	6.60%
	AB Nov.	183.54	164.79	367.08	329.58	550.62	494.37	734.16	659.16	1,468.32	1,318.32	3,670.80	3,295.80	7,341.60	6,591.60	6.58%
	AB Sep. thru Oct.	189.05	170.30	378.10	340.60	567.15	510.90	756.20	681.20	1,512.40	1,362.40	3,781.00	3,406.00	7,562.00	6,812.00	6.57%
	AB Aug.	188.17	169.42	376.34	338.84	564.51	508.26	752.68	677.68	1,505.36	1,355.36	3,763.40	3,388.40	7,526.80	6,776.80	6.56%
	AB June thru July	186.35	167.60	372.70	335.20	559.05	502.80	745.40	670.40	1,490.80	1,340.80	3,727.00	3,352.00	7,454.00	6,704.00	6.53%
	AB May	185.12	166.37	370.24	332.74	555.36	499.11	740.48	665.48	1,480.96	1,330.96	3,702.40	3,327.40	7,404.80	6,654.80	6.51%
	AB Apr.	190.67	171.92	381.34	343.84			762.68	687.68	1,525.36	1,375.36	3,813.40	3,438.40	7,626.80	6,876.80	6.50%
	AB Mar.	190.69	171.94	381.38	343.88			762.76	687.76	1,525.52	1,375.52	3,813.80	3,438.80	7,627.60	6,877.60	6.50%
	AB Feb.	189.78	171.03	379.56	342.06			759.12	684.12	1,518.24	1,368.24	3,795.60	3,420.60	7,591.20	6,841.20	6.49%
AB Jan.	187.98	169.23	375.96	338.46			751.92	676.92	1,503.84	1,353.84	3,759.60	3,384.60	7,519.20	6,769.20	6.46%	
1963	AB Dec.	187.98	169.23	375.96	338.46			751.92	676.92	1,503.84	1,353.84	3,759.60	3,384.60	7,519.20	6,769.20	6.46%
	AB Nov.	186.82	168.07	373.64	336.14			747.28	672.28	1,494.56	1,344.56	3,736.40	3,361.40	7,472.80	6,722.80	6.44%
	AB Sep. thru Oct.	192.43	173.68	384.86	347.36			769.72	694.72	1,539.44	1,389.44	3,848.60	3,473.60	7,697.20	6,947.20	6.44%
	AB Aug.	191.51	172.76	383.02	345.52			766.04	691.04	1,532.08	1,382.08	3,830.20	3,455.20	7,660.40	6,910.40	6.42%
	AB June thru July	189.65	170.90	379.30	341.80			758.60	683.60	1,517.20	1,367.20	3,793.00	3,418.00	7,586.00	6,836.00	6.40%
	AB May	188.22	169.47	376.44	338.94			752.88	677.88	1,505.76	1,355.76	3,764.40	3,389.40	7,528.80	6,778.80	6.38%
	AB Apr.	193.87	175.12	387.74	350.24			775.48	700.48	1,550.96	1,400.96	3,877.40	3,502.40	7,754.80	7,004.80	6.37%
	AB Mar.	193.89	175.14	387.78	350.28			775.56	700.56	1,551.12	1,401.12	3,877.80	3,502.80	7,755.60	7,005.60	6.37%
	AB Feb.	192.99	174.24	385.98	348.48			771.96	696.96	1,543.92	1,393.92	3,859.80	3,484.80	7,719.60	6,969.60	6.36%
AB Jan.	191.13	172.38	382.26	344.76			764.52	689.52	1,529.04	1,379.04	3,822.60	3,447.60	7,645.20	6,895.20	6.33%	

JULY 2000

INSIST ON PROPER IDENTIFICATION.

Series E

SERIES E - REDEMPTION VALUES AND INTEREST EARNED AMOUNTS BY DENOMINATION

JULY 2000

ISSUE YEAR	ISSUE MONTHS	\$25		\$50		\$75		\$100		\$200		\$500		\$1,000		YIELD FROM ISSUE
		REDEMP. VALUE	INTEREST EARNED	REDEMP. VALUE	INTEREST EARNED	REDEMP. VALUE	INTEREST EARNED	REDEMP. VALUE	INTEREST EARNED	REDEMP. VALUE	INTEREST EARNED	REDEMP. VALUE	INTEREST EARNED	REDEMP. VALUE	INTEREST EARNED	
1962	Dec.	191.13	172.38	382.26	344.76			764.52	689.52	1,529.04	1,379.04	3,822.60	3,447.60	7,645.20	6,895.20	6.33%
	Nov.	190.35	171.60	380.70	343.20			761.40	686.40	1,522.80	1,372.80	3,807.00	3,432.00	7,614.00	6,864.00	6.32%
	Oct.	196.06	177.31	392.12	354.62			784.24	709.24	1,568.48	1,418.48	3,921.20	3,546.20	7,842.40	7,092.40	6.32%
	Sep.	196.05	177.30	392.10	354.60			784.20	709.20	1,568.40	1,418.40	3,921.00	3,546.00	7,842.00	7,092.00	6.32%
	Aug.	194.67	175.92	389.34	351.84			778.68	703.68	1,557.36	1,407.36	3,893.40	3,518.40	7,786.80	7,036.80	6.30%
	June thru July	192.82	174.07	385.64	348.14			771.28	696.28	1,542.56	1,392.56	3,856.40	3,481.40	7,712.80	6,962.80	6.27%
	May	192.32	173.57	384.64	347.14			769.28	694.28	1,538.56	1,388.56	3,846.40	3,471.40	7,692.80	6,942.80	6.26%
	Apr.	196.17	177.42	392.34	354.84			784.68	709.68	1,569.36	1,419.36	3,923.40	3,548.40	7,846.80	7,096.80	6.23%
	Mar.	196.19	177.44	392.38	354.88			784.76	709.76	1,569.52	1,419.52	3,923.80	3,548.80	7,847.60	7,097.60	6.23%
	Feb.	194.77	176.02	389.54	352.04			779.08	704.08	1,558.16	1,408.16	3,895.40	3,520.40	7,790.80	7,040.80	6.21%
Jan.	192.90	174.15	385.80	348.30			771.60	696.60	1,543.20	1,393.20	3,858.00	3,483.00	7,716.00	6,966.00	6.19%	
1961	Dec.	192.90	174.15	385.80	348.30			771.60	696.60	1,543.20	1,393.20	3,858.00	3,483.00	7,716.00	6,966.00	6.19%
	Nov.	192.34	173.59	384.68	347.18			769.36	694.36	1,538.72	1,388.72	3,846.80	3,471.80	7,693.60	6,943.60	6.18%
	Oct.	196.19	177.44	392.38	354.88			784.76	709.76	1,569.52	1,419.52	3,923.80	3,548.80	7,847.60	7,097.60	6.15%
	Sep.	196.21	177.46	392.42	354.92			784.84	709.84	1,569.68	1,419.68	3,924.20	3,549.20	7,848.40	7,098.40	6.15%
	Aug.	194.03	175.28	388.06	350.56			776.12	701.12	1,552.24	1,402.24	3,880.60	3,505.60	7,761.20	7,011.20	6.12%
	June thru July	192.19	173.44	384.38	346.88			768.76	693.76	1,537.52	1,387.52	3,843.80	3,468.80	7,687.60	6,937.60	6.10%
	May	191.63	172.88	383.26	345.76			766.52	691.52	1,533.04	1,383.04	3,832.60	3,457.60	7,665.20	6,915.20	6.09%
	Apr.	195.46	176.71	390.92	353.42			781.84	706.84	1,563.68	1,413.68	3,909.20	3,534.20	7,818.40	7,068.40	6.06%
	Mar.	195.47	176.72	390.94	353.44			781.88	706.88	1,563.76	1,413.76	3,909.40	3,534.40	7,818.80	7,068.80	6.06%
	Feb.	193.25	174.50	386.50	349.00			773.00	698.00	1,546.00	1,396.00	3,865.00	3,490.00	7,730.00	6,980.00	6.03%
Jan.	191.41	172.66	382.82	345.32			765.64	690.64	1,531.28	1,381.28	3,828.20	3,453.20	7,656.40	6,906.40	6.01%	
1960	Dec.	191.41	172.66	382.82	345.32			765.64	690.64	1,531.28	1,381.28	3,828.20	3,453.20	7,656.40	6,906.40	6.01%
	Nov.	191.03	172.28	382.06	344.56			764.12	689.12	1,528.24	1,378.24	3,820.60	3,445.60	7,641.20	6,891.20	6.00%
	Oct.	194.85	176.10	389.70	352.20			779.40	704.40	1,558.80	1,408.80	3,897.00	3,522.00	7,794.00	7,044.00	5.98%
	Sep.	194.84	176.09	389.68	352.18			779.36	704.36	1,558.72	1,408.72	3,896.80	3,521.80	7,793.60	7,043.60	5.98%
	Aug.	192.61	173.86	385.22	347.72			770.44	695.44	1,540.88	1,390.88	3,852.20	3,477.20	7,704.40	6,954.40	5.95%
	A June thru July	192.69	173.94	385.38	347.88			770.76	695.76	1,541.52	1,391.52	3,853.80	3,478.80	7,707.60	6,957.60	5.91%
	A Mar. thru May	192.36	173.61	384.72	347.22			769.44	694.44	1,538.88	1,388.88	3,847.20	3,472.20	7,694.40	6,944.40	5.91%
	A Feb.	190.17	171.42	380.34	342.84			760.68	685.68	1,521.36	1,371.36	3,803.40	3,428.40	7,606.80	6,856.80	5.88%
	A Jan.	188.50	169.75	377.00	339.50			754.00	679.00	1,508.00	1,358.00	3,770.00	3,395.00	7,540.00	6,790.00	5.85%
	1959	A Dec.	188.50	169.75	377.00	339.50			754.00	679.00	1,508.00	1,358.00	3,770.00	3,395.00	7,540.00	6,790.00
A Sep. thru Nov.		188.10	169.35	376.20	338.70			752.40	677.40	1,504.80	1,354.80	3,762.00	3,387.00	7,524.00	6,774.00	5.85%
A Aug.		186.01	167.26	372.02	334.52			744.04	669.04	1,488.08	1,338.08	3,720.20	3,345.20	7,440.40	6,690.40	5.82%
A B June thru July		187.88	169.13	375.76	338.26			751.52	676.52	1,503.04	1,353.04	3,757.60	3,382.60	7,515.20	6,765.20	5.85%
A B Jan. thru May		191.53	172.78	383.06	345.56			766.12	691.12	1,532.24	1,382.24	3,830.60	3,455.60	7,661.20	6,911.20	5.89%
1958 to 1941	Matured Series E Bonds	REDEMPTION VALUES CAN BE FOUND ON THE TABLE AT THE END OF THIS BOOKLET.														

A. BONDS WITH THE FOLLOWING ISSUE DATES HAVE REACHED FINAL MATURITY AND WILL EARN NO ADDITIONAL INTEREST: MAY 1941 THROUGH JULY 1960 AND DECEMBER 1965 THROUGH JULY 1970.

B. BONDS WITH THE FOLLOWING ISSUE DATES ARE NOT ELIGIBLE FOR EXCHANGE TO SERIES HH BONDS: MAY 1941 THROUGH JUNE 1959 AND DECEMBER 1965 THROUGH JUNE 1969.

JULY 2000

INSIST ON PROPER IDENTIFICATION.

Series E

SERIES E - REDEMPTION VALUES AND INTEREST EARNED AMOUNTS BY DENOMINATION

AUGUST 2000

ISSUE YEAR	ISSUE MONTHS	\$25		\$50		\$75		\$100		\$200		\$500		\$1,000		YIELD FROM ISSUE
		REDEMP. VALUE	INTEREST EARNED	REDEMP. VALUE	INTEREST EARNED	REDEMP. VALUE	INTEREST EARNED	REDEMP. VALUE	INTEREST EARNED	REDEMP. VALUE	INTEREST EARNED	REDEMP. VALUE	INTEREST EARNED	REDEMP. VALUE	INTEREST EARNED	
1980	May thru June	75.20	56.45	150.40	112.90	225.60	169.35	300.80	225.80	601.60	451.60	1,504.00	1,129.00	3,008.00	2,258.00	7.07%
	Mar. thru Apr.	74.44	55.69	148.88	111.38	223.32	167.07	297.76	222.76	595.52	445.52	1,488.80	1,113.80	2,977.60	2,227.60	7.01%
	Jan. thru Feb.	75.93	57.18	151.86	114.36	227.79	171.54	303.72	228.72	607.44	457.44	1,518.60	1,143.60	3,037.20	2,287.20	6.94%
1979	Nov. thru Dec.	75.93	57.18	151.86	114.36	227.79	171.54	303.72	228.72	607.44	457.44	1,518.60	1,143.60	3,037.20	2,287.20	6.94%
	Sep. thru Oct.	75.22	56.47	150.44	112.94	225.66	169.41	300.88	225.88	601.76	451.76	1,504.40	1,129.40	3,008.80	2,258.80	6.89%
	June thru Aug.	76.73	57.98	153.46	115.96	230.19	173.94	306.92	231.92	613.84	463.84	1,534.60	1,159.60	3,069.20	2,319.20	6.82%
	May	76.55	57.80	153.10	115.60	229.65	173.40	306.20	231.20	612.40	462.40	1,531.00	1,156.00	3,062.00	2,312.00	6.81%
	Mar. thru Apr.	75.82	57.07	151.64	114.14	227.46	171.21	303.28	228.28	606.56	456.56	1,516.40	1,141.40	3,032.80	2,282.80	6.77%
	Jan. thru Feb.	77.33	58.58	154.66	117.16	231.99	175.74	309.32	234.32	618.64	468.64	1,546.60	1,171.60	3,093.20	2,343.20	6.70%
	1978	Dec.	77.32	58.57	154.64	117.14	231.96	175.71	309.28	234.28	618.56	468.56	1,546.40	1,171.40	3,092.80	2,342.80
Nov.		77.11	58.36	154.22	116.72	231.33	175.08	308.44	233.44	616.88	466.88	1,542.20	1,167.20	3,084.40	2,334.40	6.69%
Sep. thru Oct.		76.39	57.64	152.78	115.28	229.17	172.92	305.56	230.56	611.12	461.12	1,527.80	1,152.80	3,055.60	2,305.60	6.64%
July thru Aug.		77.92	59.17	155.84	118.34	233.76	177.51	311.68	236.68	623.36	473.36	1,558.40	1,183.40	3,116.80	2,366.80	6.58%
June		77.90	59.15	155.80	118.30	233.70	177.45	311.60	236.60	623.20	473.20	1,558.00	1,183.00	3,116.00	2,366.00	6.58%
May		77.70	58.95	155.40	117.90	233.10	176.85	310.80	235.80	621.60	471.60	1,554.00	1,179.00	3,108.00	2,358.00	6.57%
Mar. thru Apr.		80.58	61.83	161.16	123.66	241.74	185.49	322.32	247.32	644.64	494.64	1,611.60	1,236.60	3,223.20	2,473.20	6.74%
Jan. thru Feb.		90.89	72.14	181.78	144.28	272.67	216.42	363.56	288.56	727.12	577.12	1,817.80	1,442.80	3,635.60	2,885.60	7.14%
1977	Dec.	90.89	72.14	181.78	144.28	272.67	216.42	363.56	288.56	727.12	577.12	1,817.80	1,442.80	3,635.60	2,885.60	7.14%
	Nov.	90.64	71.89	181.28	143.78	271.92	215.67	362.56	287.56	725.12	575.12	1,812.80	1,437.80	3,625.60	2,875.60	7.13%
	Sep. thru Oct.	98.84	80.09	197.68	160.18	296.52	240.27	395.36	320.36	790.72	640.72	1,976.80	1,601.80	3,953.60	3,203.60	7.53%
	July thru Aug.	101.80	83.05	203.60	166.10	305.40	249.15	407.20	332.20	814.40	664.40	2,036.00	1,661.00	4,072.00	3,322.00	7.49%
	June	101.82	83.07	203.64	166.14	305.46	249.21	407.28	332.28	814.56	664.56	2,036.40	1,661.40	4,072.80	3,322.80	7.49%
	May	101.61	82.86	203.22	165.72	304.83	248.58	406.44	331.44	812.88	662.88	2,032.20	1,657.20	4,064.40	3,314.40	7.48%
	Mar. thru Apr.	100.62	81.87	201.24	163.74	301.86	245.61	402.48	327.48	804.96	654.96	2,012.40	1,637.40	4,024.80	3,274.80	7.44%
	Jan. thru Feb.	103.63	84.88	207.26	169.76	310.89	254.64	414.52	339.52	829.04	679.04	2,072.60	1,697.60	4,145.20	3,395.20	7.41%
1976	Dec.	103.63	84.88	207.26	169.76	310.89	254.64	414.52	339.52	829.04	679.04	2,072.60	1,697.60	4,145.20	3,395.20	7.41%
	Nov.	103.34	84.59	206.68	169.18	310.02	253.77	413.36	338.36	826.72	676.72	2,066.80	1,691.80	4,133.60	3,383.60	7.40%
	Sep. thru Oct.	102.34	83.59	204.68	167.18	307.02	250.77	409.36	334.36	818.72	668.72	2,046.80	1,671.80	4,093.60	3,343.60	7.35%
	July thru Aug.	105.41	86.66	210.82	173.32	316.23	259.98	421.64	346.64	843.28	693.28	2,108.20	1,733.20	4,216.40	3,466.40	7.33%
	June	105.43	86.68	210.86	173.36	316.29	260.04	421.72	346.72	843.44	693.44	2,108.60	1,733.60	4,217.20	3,467.20	7.33%
	May	105.19	86.44	210.38	172.88	315.57	259.32	420.76	345.76	841.52	691.52	2,103.80	1,728.80	4,207.60	3,457.60	7.32%
	Mar. thru Apr.	104.21	85.46	208.42	170.92	312.63	256.38	416.84	341.84	833.68	683.68	2,084.20	1,709.20	4,168.40	3,418.40	7.28%
	Jan. thru Feb.	107.33	88.58	214.66	177.16	321.99	265.74	429.32	354.32	858.64	708.64	2,146.60	1,771.60	4,293.20	3,543.20	7.25%

AUGUST 2000

INSIST ON PROPER IDENTIFICATION.

Series E

SERIES E - REDEMPTION VALUES AND INTEREST EARNED AMOUNTS BY DENOMINATION

AUGUST 2000

ISSUE YEAR	ISSUE MONTHS	\$25		\$50		\$75		\$100		\$200		\$500		\$1,000		YIELD FROM ISSUE
		REDEMP. VALUE	INTEREST EARNED	REDEMP. VALUE	INTEREST EARNED	REDEMP. VALUE	INTEREST EARNED	REDEMP. VALUE	INTEREST EARNED	REDEMP. VALUE	INTEREST EARNED	REDEMP. VALUE	INTEREST EARNED	REDEMP. VALUE	INTEREST EARNED	
1975	Dec.	107.32	88.57	214.64	177.14	321.96	265.71	429.28	354.28	858.56	708.56	2,146.40	1,771.40	4,292.80	3,542.80	7.25%
	Nov.	107.08	88.33	214.16	176.66	321.24	264.99	428.32	353.32	856.64	706.64	2,141.60	1,766.60	4,283.20	3,533.20	7.24%
	Sep. thru Oct.	106.04	87.29	212.08	174.58	318.12	261.87	424.16	349.16	848.32	698.32	2,120.80	1,745.80	4,241.60	3,491.60	7.20%
	June thru Aug.	109.23	90.48	218.46	180.96	327.69	271.44	436.92	361.92	873.84	723.84	2,184.60	1,809.60	4,369.20	3,619.20	7.17%
	May	108.97	90.22	217.94	180.44	326.91	270.66	435.88	360.88	871.76	721.76	2,179.40	1,804.40	4,358.80	3,608.80	7.16%
	Mar. thru Apr.	107.93	89.18	215.86	178.36	323.79	267.54	431.72	356.72	863.44	713.44	2,158.60	1,783.60	4,317.20	3,567.20	7.13%
	Jan. thru Feb.	110.09	91.34	220.18	182.68	330.27	274.02	440.36	365.36	880.72	730.72	2,201.80	1,826.80	4,403.60	3,653.60	7.06%
1974	Dec.	110.11	91.36	220.22	182.72	330.33	274.08	440.44	365.44	880.88	730.88	2,202.20	1,827.20	4,404.40	3,654.40	7.06%
	Nov.	109.83	91.08	219.66	182.16	329.49	273.24	439.32	364.32	878.64	728.64	2,196.60	1,821.60	4,393.20	3,643.20	7.05%
	Sep. thru Oct.	108.79	90.04	217.58	180.08	326.37	270.12	435.16	360.16	870.32	720.32	2,175.80	1,800.80	4,351.60	3,601.60	7.02%
	June thru Aug.	110.97	92.22	221.94	184.44	332.91	276.66	443.88	368.88	887.76	737.76	2,219.40	1,844.40	4,438.80	3,688.80	6.96%
	May	110.71	91.96	221.42	183.92	332.13	275.88	442.84	367.84	885.68	735.68	2,214.20	1,839.20	4,428.40	3,678.40	6.95%
	Mar. thru Apr.	109.66	90.91	219.32	181.82	328.98	272.73	438.64	363.64	877.28	727.28	2,193.20	1,818.20	4,386.40	3,636.40	6.91%
	Jan. thru Feb.	111.85	93.10	223.70	186.20	335.55	279.30	447.40	372.40	894.80	744.80	2,237.00	1,862.00	4,474.00	3,724.00	6.85%
1973	Dec.	111.85	93.10	223.70	186.20	335.55	279.30	447.40	372.40	894.80	744.80	2,237.00	1,862.00	4,474.00	3,724.00	6.85%
	Nov.	113.95	95.20	227.90	190.40	341.85	285.60	455.80	380.80	911.60	761.60	2,279.00	1,904.00	4,558.00	3,808.00	6.97%
	Sep. thru Oct.	116.23	97.48	232.46	194.96	348.69	292.44	464.92	389.92	929.84	779.84	2,324.60	1,949.60	4,649.20	3,899.20	6.92%
	Aug.	116.21	97.46	232.42	194.92	348.63	292.38	464.84	389.84	929.68	779.68	2,324.20	1,949.20	4,648.40	3,898.40	6.92%
	July	115.96	97.21	231.92	194.42	347.88	291.63	463.84	388.84	927.68	777.68	2,319.20	1,944.20	4,638.40	3,888.40	6.91%
	June	114.85	96.10	229.70	192.20	344.55	288.30	459.40	384.40	918.80	768.80	2,297.00	1,922.00	4,594.00	3,844.00	6.87%
	May	114.58	95.83	229.16	191.66	343.74	287.49	458.32	383.32	916.64	766.64	2,291.60	1,916.60	4,583.20	3,833.20	6.86%
	Feb. thru Apr.	116.87	98.12	233.74	196.24	350.61	294.36	467.48	392.48	934.96	784.96	2,337.40	1,962.40	4,674.80	3,924.80	6.81%
Jan.	116.57	97.82	233.14	195.64	349.71	293.46	466.28	391.28	932.56	782.56	2,331.40	1,956.40	4,662.80	3,912.80	6.80%	
1972	Dec.	115.47	96.72	230.94	193.44	346.41	290.16	461.88	386.88	923.76	773.76	2,309.40	1,934.40	4,618.80	3,868.80	6.76%
	Nov.	115.22	96.47	230.44	192.94	345.66	289.41	460.88	385.88	921.76	771.76	2,304.40	1,929.40	4,608.80	3,858.80	6.75%
	Aug. thru Oct.	117.52	98.77	235.04	197.54	352.56	296.31	470.08	395.08	940.16	790.16	2,350.40	1,975.40	4,700.80	3,950.80	6.70%
	July	117.26	98.51	234.52	197.02	351.78	295.53	469.04	394.04	938.08	788.08	2,345.20	1,970.20	4,690.40	3,940.40	6.70%
	June	116.13	97.38	232.26	194.76	348.39	292.14	464.52	389.52	929.04	779.04	2,322.60	1,947.60	4,645.20	3,895.20	6.66%
	May	115.81	97.06	231.62	194.12	347.43	291.18	463.24	388.24	926.48	776.48	2,316.20	1,941.20	4,632.40	3,882.40	6.65%
	Mar. thru Apr.	118.13	99.38	236.26	198.76	354.39	298.14	472.52	397.52	945.04	795.04	2,362.60	1,987.60	4,725.20	3,975.20	6.60%
	Feb.	118.11	99.36	236.22	198.72	354.33	298.08	472.44	397.44	944.88	794.88	2,362.20	1,987.20	4,724.40	3,974.40	6.60%
Jan.	117.84	99.09	235.68	198.18	353.52	297.27	471.36	396.36	942.72	792.72	2,356.80	1,981.80	4,713.60	3,963.60	6.59%	

AUGUST 2000

INSIST ON PROPER IDENTIFICATION.

Series E

SERIES E - REDEMPTION VALUES AND INTEREST EARNED AMOUNTS BY DENOMINATION

AUGUST 2000

ISSUE YEAR	ISSUE MONTHS	\$25		\$50		\$75		\$100		\$200		\$500		\$1,000		YIELD FROM ISSUE
		REDEMP. VALUE	INTEREST EARNED	REDEMP. VALUE	INTEREST EARNED	REDEMP. VALUE	INTEREST EARNED	REDEMP. VALUE	INTEREST EARNED	REDEMP. VALUE	INTEREST EARNED	REDEMP. VALUE	INTEREST EARNED	REDEMP. VALUE	INTEREST EARNED	
1971	Dec.	116.71	97.96	233.42	195.92	350.13	293.88	466.84	391.84	933.68	783.68	2,334.20	1,959.20	4,668.40	3,918.40	6.56%
	Nov.	116.41	97.66	232.82	195.32	349.23	292.98	465.64	390.64	931.28	781.28	2,328.20	1,953.20	4,656.40	3,906.40	6.55%
	Aug. thru Oct.	118.74	99.99	237.48	199.98	356.22	299.97	474.96	399.96	949.92	799.92	2,374.80	1,999.80	4,749.60	3,999.60	6.50%
	July	118.53	99.78	237.06	199.56	355.59	299.34	474.12	399.12	948.24	798.24	2,370.60	1,995.60	4,741.20	3,991.20	6.50%
	June	119.29	100.54	238.58	201.08	357.87	301.62	477.16	402.16	954.32	804.32	2,385.80	2,010.80	4,771.60	4,021.60	6.52%
	May	118.96	100.21	237.92	200.42	356.88	300.63	475.84	400.84	951.68	801.68	2,379.20	2,004.20	4,758.40	4,008.40	6.51%
	Feb. thru Apr.	121.87	103.12	243.74	206.24	365.61	309.36	487.48	412.48	974.96	824.96	2,437.40	2,062.40	4,874.80	4,124.80	6.48%
	Jan.	121.59	102.84	243.18	205.68	364.77	308.52	486.36	411.36	972.72	822.72	2,431.80	2,056.80	4,863.60	4,113.60	6.48%
1970	Dec.	136.36	117.61	272.72	235.22	409.08	352.83	545.44	470.44	1,090.88	940.88	2,727.20	2,352.20	5,454.40	4,704.40	6.88%
	Nov.	136.05	117.30	272.10	234.60	408.15	351.90	544.20	469.20	1,088.40	938.40	2,721.00	2,346.00	5,442.00	4,692.00	6.87%
	Sep. thru Oct.	138.77	120.02	277.54	240.04	416.31	360.06	555.08	480.08	1,110.16	960.16	2,775.40	2,400.40	5,550.80	4,800.80	6.82%
	A Aug.	139.69	120.94	279.38	241.88	419.07	362.82	558.76	483.76	1,117.52	967.52	2,793.80	2,418.80	5,587.60	4,837.60	6.81%
	A July	139.36	120.61	278.72	241.22	418.08	361.83	557.44	482.44	1,114.88	964.88	2,787.20	2,412.20	5,574.40	4,824.40	6.80%
	A June	138.00	119.25	276.00	238.50	414.00	357.75	552.00	477.00	1,104.00	954.00	2,760.00	2,385.00	5,520.00	4,770.00	6.77%
	A Mar. thru May	137.36	118.61	274.72	237.22	412.08	355.83	549.44	474.44	1,098.88	948.88	2,747.20	2,372.20	5,494.40	4,744.40	6.75%
	A Feb.	137.34	118.59	274.68	237.18	412.02	355.77	549.36	474.36	1,098.72	948.72	2,746.80	2,371.80	5,493.60	4,743.60	6.75%
A Jan.	137.00	118.25	274.00	236.50	411.00	354.75	548.00	473.00	1,096.00	946.00	2,740.00	2,365.00	5,480.00	4,730.00	6.74%	
1969	A Dec.	135.72	116.97	271.44	233.94	407.16	350.91	542.88	467.88	1,085.76	935.76	2,714.40	2,339.40	5,428.80	4,678.80	6.71%
	A Sep. thru Nov.	135.02	116.27	270.04	232.54	405.06	348.81	540.08	465.08	1,080.16	930.16	2,700.40	2,325.40	5,400.80	4,650.80	6.69%
	A Aug.	135.01	116.26	270.02	232.52	405.03	348.78	540.04	465.04	1,080.08	930.08	2,700.20	2,325.20	5,400.40	4,650.40	6.69%
	AB July	134.71	115.96	269.42	231.92	404.13	347.88	538.84	463.84	1,077.68	927.68	2,694.20	2,319.20	5,388.40	4,638.40	6.68%
	AB June	133.42	114.67	266.84	229.34	400.26	344.01	533.68	458.68	1,067.36	917.36	2,668.40	2,293.40	5,336.80	4,586.80	6.65%
	AB May	138.60	119.85	277.20	239.70	415.80	359.55	554.40	479.40	1,108.80	958.80	2,772.00	2,397.00	5,544.00	4,794.00	6.78%
	AB Jan. thru Apr.	137.27	118.52	274.54	237.04	411.81	355.56	549.08	474.08	1,098.16	948.16	2,745.40	2,370.40	5,490.80	4,740.80	6.75%
1968	AB Dec.	137.28	118.53	274.56	237.06	411.84	355.59	549.12	474.12	1,098.24	948.24	2,745.60	2,370.60	5,491.20	4,741.20	6.75%
	AB Nov.	135.44	116.69	270.88	233.38	406.32	350.07	541.76	466.76	1,083.52	933.52	2,708.80	2,333.80	5,417.60	4,667.60	6.70%
	AB July thru Oct.	134.14	115.39	268.28	230.78	402.42	346.17	536.56	461.56	1,073.12	923.12	2,682.80	2,307.80	5,365.60	4,615.60	6.67%
	AB June	134.16	115.41	268.32	230.82	402.48	346.23	536.64	461.64	1,073.28	923.28	2,683.20	2,308.20	5,366.40	4,616.40	6.67%
	AB May	132.57	113.82	265.14	227.64	397.71	341.46	530.28	455.28	1,060.56	910.56	2,651.40	2,276.40	5,302.80	4,552.80	6.63%
	AB Jan. thru Apr.	131.28	112.53	262.56	225.06	393.84	337.59	525.12	450.12	1,050.24	900.24	2,625.60	2,250.60	5,251.20	4,501.20	6.59%
1967	AB Dec.	131.28	112.53	262.56	225.06	393.84	337.59	525.12	450.12	1,050.24	900.24	2,625.60	2,250.60	5,251.20	4,501.20	6.59%
	AB Nov.	129.70	110.95	259.40	221.90	389.10	332.85	518.80	443.80	1,037.60	887.60	2,594.00	2,219.00	5,188.00	4,438.00	6.55%
	AB July thru Oct.	128.45	109.70	256.90	219.40	385.35	329.10	513.80	438.80	1,027.60	877.60	2,569.00	2,194.00	5,138.00	4,388.00	6.52%
	AB June	128.46	109.71	256.92	219.42	385.38	329.13	513.84	438.84	1,027.68	877.68	2,569.20	2,194.20	5,138.40	4,388.40	6.52%
	AB May	127.06	108.31	254.12	216.62	381.18	324.93	508.24	433.24	1,016.48	866.48	2,541.20	2,166.20	5,082.40	4,332.40	6.48%
	AB Jan. thru Apr.	125.86	107.11	251.72	214.22	377.58	321.33	503.44	428.44	1,006.88	856.88	2,517.20	2,142.20	5,034.40	4,284.40	6.45%

AUGUST 2000

INSIST ON PROPER IDENTIFICATION.

Series E

SERIES E - REDEMPTION VALUES AND INTEREST EARNED AMOUNTS BY DENOMINATION

AUGUST 2000

ISSUE YEAR	ISSUE MONTHS	\$25		\$50		\$75		\$100		\$200		\$500		\$1,000		YIELD FROM ISSUE
		REDEMP. VALUE	INTEREST EARNED	REDEMP. VALUE	INTEREST EARNED	REDEMP. VALUE	INTEREST EARNED	REDEMP. VALUE	INTEREST EARNED	REDEMP. VALUE	INTEREST EARNED	REDEMP. VALUE	INTEREST EARNED	REDEMP. VALUE	INTEREST EARNED	
1966	AB Dec.	125.85	107.10	251.70	214.20	377.55	321.30	503.40	428.40	1,006.80	856.80	2,517.00	2,142.00	5,034.00	4,284.00	6.45%
	AB Nov.	124.46	105.71	248.92	211.42	373.38	317.13	497.84	422.84	995.68	845.68	2,489.20	2,114.20	4,978.40	4,228.40	6.41%
	AB July thru Oct.	123.27	104.52	246.54	209.04	369.81	313.56	493.08	418.08	986.16	836.16	2,465.40	2,090.40	4,930.80	4,180.80	6.38%
	AB June	123.28	104.53	246.56	209.06	369.84	313.59	493.12	418.12	986.24	836.24	2,465.60	2,090.60	4,931.20	4,181.20	6.38%
	AB May	122.02	103.27	244.04	206.54	366.06	309.81	488.08	413.08	976.16	826.16	2,440.40	2,065.40	4,880.80	4,130.80	6.34%
	AB Mar. thru Apr.	121.94	103.19	243.88	206.38	365.82	309.57	487.76	412.76	975.52	825.52	2,438.80	2,063.80	4,877.60	4,127.60	6.34%
	AB Jan. thru Feb.	128.13	109.38	256.26	218.76	384.39	328.14	512.52	437.52	1,025.04	875.04	2,562.60	2,187.60	5,125.20	4,375.20	6.51%
	1965	AB Dec.	128.12	109.37	256.24	218.74	384.36	328.11	512.48	437.48	1,024.96	874.96	2,562.40	2,187.40	5,124.80	4,374.80
AB Sep. thru Nov.		151.38	132.63	302.76	265.26	454.14	397.89	605.52	530.52	1,211.04	1,061.04	3,027.60	2,652.60	6,055.20	5,305.20	6.10%
AB Aug.		150.60	131.85	301.20	263.70	451.80	395.55	602.40	527.40	1,204.80	1,054.80	3,012.00	2,637.00	6,024.00	5,274.00	6.09%
AB June thru July		151.77	133.02	303.54	266.04	455.31	399.06	607.08	532.08	1,214.16	1,064.16	3,035.40	2,660.40	6,070.80	5,320.80	6.11%
AB Apr. thru May		170.25	151.50	340.50	303.00	510.75	454.50	681.00	606.00	1,362.00	1,212.00	3,405.00	3,030.00	6,810.00	6,060.00	6.36%
AB Mar.		170.27	151.52	340.54	303.04	510.81	454.56	681.08	606.08	1,362.16	1,212.16	3,405.40	3,030.40	6,810.80	6,060.80	6.36%
AB Feb.		169.44	150.69	338.88	301.38	508.32	452.07	677.76	602.76	1,355.52	1,205.52	3,388.80	3,013.80	6,777.60	6,027.60	6.34%
AB Jan.		184.73	165.98	369.46	331.96	554.19	497.94	738.92	663.92	1,477.84	1,327.84	3,694.60	3,319.60	7,389.20	6,639.20	6.60%
1964	AB Dec.	184.73	165.98	369.46	331.96	554.19	497.94	738.92	663.92	1,477.84	1,327.84	3,694.60	3,319.60	7,389.20	6,639.20	6.60%
	AB Sep. thru Nov.	189.05	170.30	378.10	340.60	567.15	510.90	756.20	681.20	1,512.40	1,362.40	3,781.00	3,406.00	7,562.00	6,812.00	6.57%
	AB Aug.	188.17	169.42	376.34	338.84	564.51	508.26	752.68	677.68	1,505.36	1,355.36	3,763.40	3,388.40	7,526.80	6,776.80	6.56%
	AB June thru July	186.35	167.60	372.70	335.20	559.05	502.80	745.40	670.40	1,490.80	1,340.80	3,727.00	3,352.00	7,454.00	6,704.00	6.53%
	AB Apr. thru May	190.67	171.92	381.34	343.84	572.01	515.76	762.68	687.68	1,525.36	1,375.36	3,813.40	3,438.40	7,626.80	6,876.80	6.50%
	AB Mar.	190.69	171.94	381.38	343.88			762.76	687.76	1,525.52	1,375.52	3,813.80	3,438.80	7,627.60	6,877.60	6.50%
	AB Feb.	189.78	171.03	379.56	342.06			759.12	684.12	1,518.24	1,368.24	3,795.60	3,420.60	7,591.20	6,841.20	6.49%
	AB Jan.	187.98	169.23	375.96	338.46			751.92	676.92	1,503.84	1,353.84	3,759.60	3,384.60	7,519.20	6,769.20	6.46%
1963	AB Dec.	187.98	169.23	375.96	338.46			751.92	676.92	1,503.84	1,353.84	3,759.60	3,384.60	7,519.20	6,769.20	6.46%
	AB Sep. thru Nov.	192.43	173.68	384.86	347.36			769.72	694.72	1,539.44	1,389.44	3,848.60	3,473.60	7,697.20	6,947.20	6.44%
	AB Aug.	191.51	172.76	383.02	345.52			766.04	691.04	1,532.08	1,382.08	3,830.20	3,455.20	7,660.40	6,910.40	6.42%
	AB June thru July	189.65	170.90	379.30	341.80			758.60	683.60	1,517.20	1,367.20	3,793.00	3,418.00	7,586.00	6,836.00	6.40%
	AB Apr. thru May	193.87	175.12	387.74	350.24			775.48	700.48	1,550.96	1,400.96	3,877.40	3,502.40	7,754.80	7,004.80	6.37%
	AB Mar.	193.89	175.14	387.78	350.28			775.56	700.56	1,551.12	1,401.12	3,877.80	3,502.80	7,755.60	7,005.60	6.37%
	AB Feb.	192.99	174.24	385.98	348.48			771.96	696.96	1,543.92	1,393.92	3,859.80	3,484.80	7,719.60	6,969.60	6.36%
	AB Jan.	191.13	172.38	382.26	344.76			764.52	689.52	1,529.04	1,379.04	3,822.60	3,447.60	7,645.20	6,895.20	6.33%

AUGUST 2000

INSIST ON PROPER IDENTIFICATION.

Series E

SERIES E - REDEMPTION VALUES AND INTEREST EARNED AMOUNTS BY DENOMINATION

AUGUST 2000

ISSUE YEAR	ISSUE MONTHS	\$25		\$50		\$75		\$100		\$200		\$500		\$1,000		YIELD FROM ISSUE
		REDEMP. VALUE	INTEREST EARNED	REDEMP. VALUE	INTEREST EARNED	REDEMP. VALUE	INTEREST EARNED	REDEMP. VALUE	INTEREST EARNED	REDEMP. VALUE	INTEREST EARNED	REDEMP. VALUE	INTEREST EARNED	REDEMP. VALUE	INTEREST EARNED	
1962	Dec.	191.13	172.38	382.26	344.76			764.52	689.52	1,529.04	1,379.04	3,822.60	3,447.60	7,645.20	6,895.20	6.33%
	Oct. thru Nov.	196.06	177.31	392.12	354.62			784.24	709.24	1,568.48	1,418.48	3,921.20	3,546.20	7,842.40	7,092.40	6.32%
	Sep.	196.05	177.30	392.10	354.60			784.20	709.20	1,568.40	1,418.40	3,921.00	3,546.00	7,842.00	7,092.00	6.32%
	Aug.	194.67	175.92	389.34	351.84			778.68	703.68	1,557.36	1,407.36	3,893.40	3,518.40	7,786.80	7,036.80	6.30%
	June thru July	192.82	174.07	385.64	348.14			771.28	696.28	1,542.56	1,392.56	3,856.40	3,481.40	7,712.80	6,962.80	6.27%
	Apr. thru May	196.17	177.42	392.34	354.84			784.68	709.68	1,569.36	1,419.36	3,923.40	3,548.40	7,846.80	7,096.80	6.23%
	Mar.	196.19	177.44	392.38	354.88			784.76	709.76	1,569.52	1,419.52	3,923.80	3,548.80	7,847.60	7,097.60	6.23%
	Feb.	194.77	176.02	389.54	352.04			779.08	704.08	1,558.16	1,408.16	3,895.40	3,520.40	7,790.80	7,040.80	6.21%
Jan.	192.90	174.15	385.80	348.30			771.60	696.60	1,543.20	1,393.20	3,858.00	3,483.00	7,716.00	6,966.00	6.19%	
1961	Dec.	192.90	174.15	385.80	348.30			771.60	696.60	1,543.20	1,393.20	3,858.00	3,483.00	7,716.00	6,966.00	6.19%
	Oct. thru Nov.	196.19	177.44	392.38	354.88			784.76	709.76	1,569.52	1,419.52	3,923.80	3,548.80	7,847.60	7,097.60	6.15%
	Sep.	196.21	177.46	392.42	354.92			784.84	709.84	1,569.68	1,419.68	3,924.20	3,549.20	7,848.40	7,098.40	6.15%
	Aug.	194.03	175.28	388.06	350.56			776.12	701.12	1,552.24	1,402.24	3,880.60	3,505.60	7,761.20	7,011.20	6.12%
	June thru July	192.19	173.44	384.38	346.88			768.76	693.76	1,537.52	1,387.52	3,843.80	3,468.80	7,687.60	6,937.60	6.10%
	Apr. thru May	195.46	176.71	390.92	353.42			781.84	706.84	1,563.68	1,413.68	3,909.20	3,534.20	7,818.40	7,068.40	6.06%
	Mar.	195.47	176.72	390.94	353.44			781.88	706.88	1,563.76	1,413.76	3,909.40	3,534.40	7,818.80	7,068.80	6.06%
	Feb.	193.25	174.50	386.50	349.00			773.00	698.00	1,546.00	1,396.00	3,865.00	3,490.00	7,730.00	6,980.00	6.03%
Jan.	191.41	172.66	382.82	345.32			765.64	690.64	1,531.28	1,381.28	3,828.20	3,453.20	7,656.40	6,906.40	6.01%	
1960	Dec.	191.41	172.66	382.82	345.32			765.64	690.64	1,531.28	1,381.28	3,828.20	3,453.20	7,656.40	6,906.40	6.01%
	Oct. thru Nov.	194.85	176.10	389.70	352.20			779.40	704.40	1,558.80	1,408.80	3,897.00	3,522.00	7,794.00	7,044.00	5.98%
	Sep.	194.84	176.09	389.68	352.18			779.36	704.36	1,558.72	1,408.72	3,896.80	3,521.80	7,793.60	7,043.60	5.98%
	A Aug.	194.52	175.77	389.04	351.54			778.08	703.08	1,556.16	1,406.16	3,890.40	3,515.40	7,780.80	7,030.80	5.93%
	A June thru July	192.69	173.94	385.38	347.88			770.76	695.76	1,541.52	1,391.52	3,853.80	3,478.80	7,707.60	6,957.60	5.91%
	A Mar. thru May	192.36	173.61	384.72	347.22			769.44	694.44	1,538.88	1,388.88	3,847.20	3,472.20	7,694.40	6,944.40	5.91%
	A Feb.	190.17	171.42	380.34	342.84			760.68	685.68	1,521.36	1,371.36	3,803.40	3,428.40	7,606.80	6,856.80	5.88%
	A Jan.	188.50	169.75	377.00	339.50			754.00	679.00	1,508.00	1,358.00	3,770.00	3,395.00	7,540.00	6,790.00	5.85%
1959	A Dec.	188.50	169.75	377.00	339.50			754.00	679.00	1,508.00	1,358.00	3,770.00	3,395.00	7,540.00	6,790.00	5.85%
	A Sep. thru Nov.	188.10	169.35	376.20	338.70			752.40	677.40	1,504.80	1,354.80	3,762.00	3,387.00	7,524.00	6,774.00	5.85%
	A Aug.	186.01	167.26	372.02	334.52			744.04	669.04	1,488.08	1,338.08	3,720.20	3,345.20	7,440.40	6,690.40	5.82%
	AB June thru July	187.88	169.13	375.76	338.26			751.52	676.52	1,503.04	1,353.04	3,757.60	3,382.60	7,515.20	6,765.20	5.85%
	AB Jan. thru May	191.53	172.78	383.06	345.56			766.12	691.12	1,532.24	1,382.24	3,830.60	3,455.60	7,661.20	6,911.20	5.89%
1958 to 1941	Matured Series E Bonds	REDEMPTION VALUES CAN BE FOUND ON THE TABLE AT THE END OF THIS BOOKLET.														

A. BONDS WITH THE FOLLOWING ISSUE DATES HAVE REACHED FINAL MATURITY AND WILL EARN NO ADDITIONAL INTEREST: MAY 1941 THROUGH AUGUST 1960 AND DECEMBER 1965 THROUGH AUGUST 1970.
 B. BONDS WITH THE FOLLOWING ISSUE DATES ARE NOT ELIGIBLE FOR EXCHANGE TO SERIES HH BONDS: MAY 1941 THROUGH JULY 1959 AND DECEMBER 1965 THROUGH JULY 1969.

AUGUST 2000
 INSIST ON PROPER IDENTIFICATION.

Matured Series E Bonds

REDEMPTION VALUES AND INTEREST EARNED AMOUNTS BY DENOMINATION

March 2000 - August 2000

ISSUE YEAR	ISSUE MONTHS	\$10		\$25		\$50		\$75		\$100		\$200		\$500		\$1,000		YIELD FROM ISSUE
		REDEMP. VALUE	INTEREST EARNED	REDEMP. VALUE	INTEREST EARNED	REDEMP. VALUE	INTEREST EARNED	REDEMP. VALUE	INTEREST EARNED	REDEMP. VALUE	INTEREST EARNED	REDEMP. VALUE	INTEREST EARNED	REDEMP. VALUE	INTEREST EARNED	REDEMP. VALUE	INTEREST EARNED	
1958	Dec.			189.34	170.59	378.68	341.18			757.36	682.36	1,514.72	1,364.72	3,786.80	3,411.80	7,573.60	6,823.60	5.87%
	Aug. thru Nov.			186.71	167.96	373.42	335.92			746.84	671.84	1,493.68	1,343.68	3,734.20	3,359.20	7,468.40	6,718.40	5.83%
	July			186.72	167.97	373.44	335.94			746.88	671.88	1,493.76	1,343.76	3,734.40	3,359.40	7,468.80	6,718.80	5.83%
	June			184.53	165.78	369.06	331.56			738.12	663.12	1,476.24	1,326.24	3,690.60	3,315.60	7,381.20	6,631.20	5.80%
	Jan. thru May			183.12	164.37	366.24	328.74			732.48	657.48	1,464.96	1,314.96	3,662.40	3,287.40	7,324.80	6,574.80	5.78%
1957	Dec.			180.97	162.22	361.94	324.44			723.88	648.88	1,447.76	1,297.76	3,619.40	3,244.40	7,238.80	6,488.80	5.75%
	Aug. thru Nov.			205.07	186.32	410.14	372.64			820.28	745.28	1,640.56	1,490.56	4,101.40	3,726.40	8,202.80	7,452.80	6.07%
	July			205.08	186.33	410.16	372.66			820.32	745.32	1,640.64	1,490.64	4,101.60	3,726.60	8,203.20	7,453.20	6.07%
	June			202.72	183.97	405.44	367.94			810.88	735.88	1,621.76	1,471.76	4,054.40	3,679.40	8,108.80	7,358.80	6.04%
	Feb. thru May			199.90	181.15	399.80	362.30			799.60	724.60	1,599.20	1,449.20	3,998.00	3,623.00	7,996.00	7,246.00	6.00%
1956	Jan.			199.56	180.81	399.12	361.62			798.24	723.24	1,596.48	1,446.48	3,991.20	3,616.20	7,982.40	7,232.40	6.00%
1956	Dec.			199.56	180.81	399.12	361.62			798.24	723.24	1,596.48	1,446.48	3,991.20	3,616.20	7,982.40	7,232.40	6.00%
	Nov.			198.47	179.72	396.94	359.44			793.88	718.88	1,587.76	1,437.76	3,969.40	3,594.40	7,938.80	7,188.80	5.99%
	Oct.			198.48	179.73	396.96	359.46			793.92	718.92	1,587.84	1,437.84	3,969.60	3,594.60	7,939.20	7,189.20	5.99%
	Sep.			196.19	177.44	392.38	354.88			784.76	709.76	1,569.52	1,419.52	3,923.80	3,548.80	7,847.60	7,097.60	5.96%
	June thru Aug.			194.29	175.54	388.58	351.08			777.16	702.16	1,554.32	1,404.32	3,885.80	3,510.80	7,771.60	7,021.60	5.93%
	Apr. thru May			193.83	175.08	387.66	350.16			775.32	700.32	1,550.64	1,400.64	3,876.60	3,501.60	7,753.20	7,003.20	5.93%
	Mar.			188.59	169.84	377.18	339.68			754.36	679.36	1,508.72	1,358.72	3,771.80	3,396.80	7,543.60	6,793.60	5.86%
	Jan. thru Feb.			186.79	168.04	373.58	336.08			747.16	672.16	1,494.32	1,344.32	3,735.80	3,360.80	7,471.60	6,721.60	5.83%
1955	Dec.			186.79	168.04	373.58	336.08			747.16	672.16	1,494.32	1,344.32	3,735.80	3,360.80	7,471.60	6,721.60	5.83%
	Oct. thru Nov.			186.29	167.54	372.58	335.08			745.16	670.16	1,490.32	1,340.32	3,725.80	3,350.80	7,451.60	6,701.60	5.82%
	Sep.			183.82	165.07	367.64	330.14			735.28	660.28	1,470.56	1,320.56	3,676.40	3,301.40	7,352.80	6,602.80	5.79%
	June thru Aug.			182.05	163.30	364.10	326.60			728.20	653.20	1,456.40	1,306.40	3,641.00	3,266.00	7,282.00	6,532.00	5.76%
	Apr. thru May			181.57	162.82	363.14	325.64			726.28	651.28	1,452.56	1,302.56	3,631.40	3,256.40	7,262.80	6,512.80	5.76%
	Mar.			179.26	160.51	358.52	321.02			717.04	642.04	1,434.08	1,284.08	3,585.20	3,210.20	7,170.40	6,420.40	5.72%
	Jan. thru Feb.			177.53	158.78	355.06	317.56			710.12	635.12	1,420.24	1,270.24	3,550.60	3,175.60	7,101.20	6,351.20	5.70%
1954	Dec.			177.53	158.78	355.06	317.56			710.12	635.12	1,420.24	1,270.24	3,550.60	3,175.60	7,101.20	6,351.20	5.70%
	Nov.			177.17	158.42	354.34	316.84			708.68	633.68	1,417.36	1,267.36	3,543.40	3,168.40	7,086.80	6,336.80	5.69%
	Oct.			177.16	158.41	354.32	316.82			708.64	633.64	1,417.28	1,267.28	3,543.20	3,168.20	7,086.40	6,336.40	5.69%
	Sep.			174.81	156.06	349.62	312.12			699.24	624.24	1,398.48	1,248.48	3,496.20	3,121.20	6,992.40	6,242.40	5.66%
	June thru Aug.			173.12	154.37	346.24	308.74			692.48	617.48	1,384.96	1,234.96	3,462.40	3,087.40	6,924.80	6,174.80	5.63%
	Apr. thru May			172.69	153.94	345.38	307.88			690.76	615.76	1,381.52	1,231.52	3,453.80	3,078.80	6,907.60	6,157.60	5.63%
	Mar.			170.51	151.76	341.02	303.52			682.04	607.04	1,364.08	1,214.08	3,410.20	3,035.20	6,820.40	6,070.40	5.60%
	Jan. thru Feb.			168.86	150.11	337.72	300.22			675.44	600.44	1,350.88	1,200.88	3,377.20	3,002.20	6,754.40	6,004.40	5.57%

BONDS ON THIS PAGE HAVE REACHED FINAL MATURITY; THEY WILL EARN NO ADDITIONAL INTEREST AND ARE NOT ELIGIBLE FOR EXCHANGE TO SERIES HH BONDS.

THIS TABLE IS PRINTED ONLY ONCE AND COVERS THE ENTIRE SIX-MONTH REDEMPTION PERIOD.

March 2000 - August 2000

INSIST ON PROPER IDENTIFICATION.

Series E

Matured Series E Bonds

REDEMPTION VALUES AND INTEREST EARNED AMOUNTS BY DENOMINATION

March 2000 - August 2000

ISSUE YEAR	ISSUE MONTHS	\$10		\$25		\$50		\$75		\$100		\$200		\$500		\$1,000		YIELD FROM ISSUE
		REDEMP. VALUE	INTEREST EARNED	REDEMP. VALUE	INTEREST EARNED	REDEMP. VALUE	INTEREST EARNED	REDEMP. VALUE	INTEREST EARNED	REDEMP. VALUE	INTEREST EARNED	REDEMP. VALUE	INTEREST EARNED	REDEMP. VALUE	INTEREST EARNED	REDEMP. VALUE	INTEREST EARNED	
1953	Dec.			168.86	150.11	337.72	300.22			675.44	600.44	1,350.88	1,200.88	3,377.20	3,002.20	6,754.40	6,004.40	5.57%
	Nov.			168.44	149.69	336.88	299.38			673.76	598.76	1,347.52	1,197.52	3,368.80	2,993.80	6,737.60	5,987.60	5.56%
	Oct.			168.43	149.68	336.86	299.36			673.72	598.72	1,347.44	1,197.44	3,368.60	2,993.60	6,737.20	5,987.20	5.56%
	Sep.			166.33	147.58	332.66	295.16			665.32	590.32	1,330.64	1,180.64	3,326.60	2,951.60	6,653.20	5,903.20	5.53%
	June thru Aug.			165.81	147.06	331.62	294.12			663.24	588.24	1,326.48	1,176.48	3,316.20	2,941.20	6,632.40	5,882.40	5.52%
	Apr. thru May			165.41	146.66	330.82	293.32			661.64	586.64	1,323.28	1,173.28	3,308.20	2,933.20	6,616.40	5,866.40	5.52%
	Mar.			163.38	144.63	326.76	289.26			653.52	578.52	1,307.04	1,157.04	3,267.60	2,892.60	6,535.20	5,785.20	5.49%
	Jan. thru Feb.			178.14	159.39	356.28	318.78			712.56	637.56	1,425.12	1,275.12	3,562.80	3,187.80	7,125.60	6,375.60	5.71%
1952	Dec.			178.14	159.39	356.28	318.78			712.56	637.56	1,425.12	1,275.12	3,562.80	3,187.80	7,125.60	6,375.60	5.71%
	Nov.			177.66	158.91	355.32	317.82			710.64	635.64	1,421.28	1,271.28	3,553.20	3,178.20	7,106.40	6,356.40	5.70%
	Oct.			177.69	158.94	355.38	317.88			710.76	635.76	1,421.52	1,271.52	3,553.80	3,178.80	7,107.60	6,357.60	5.70%
	Sep.			175.46	156.71	350.92	313.42			701.84	626.84	1,403.68	1,253.68	3,509.20	3,134.20	7,018.40	6,268.40	5.67%
	June thru Aug.			173.78	155.03	347.56	310.06			695.12	620.12	1,390.24	1,240.24	3,475.60	3,100.60	6,951.20	6,201.20	5.64%
	May			173.38	154.63	346.76	309.26			693.52	618.52	1,387.04	1,237.04	3,467.60	3,092.60	6,935.20	6,185.20	5.64%
	Jan. thru Apr.			170.66	151.91	341.32	303.82			682.64	607.64	1,365.28	1,215.28	3,413.20	3,038.20	6,826.40	6,076.40	5.60%
1951	Dec.			170.65	151.90	341.30	303.80			682.60	607.60	1,365.20	1,215.20	3,413.00	3,038.00	6,826.00	6,076.00	5.60%
	Nov.			168.23	149.48	336.46	298.96			672.92	597.92	1,345.84	1,195.84	3,364.60	2,989.60	6,729.20	5,979.20	5.56%
	July thru Oct.			166.60	147.85	333.20	295.70			666.40	591.40	1,332.80	1,182.80	3,332.00	2,957.00	6,664.00	5,914.00	5.54%
	June			166.61	147.86	333.22	295.72			666.44	591.44	1,332.88	1,182.88	3,332.20	2,957.20	6,664.40	5,914.40	5.54%
	May			164.16	145.41	328.32	290.82			656.64	581.64	1,313.28	1,163.28	3,283.20	2,908.20	6,566.40	5,816.40	5.50%
	Jan. thru Apr.			162.60	143.85	325.20	287.70			650.40	575.40	1,300.80	1,150.80	3,252.00	2,877.00	6,504.00	5,754.00	5.47%
1950	Dec.			154.26	135.51	308.52	271.02			617.04	542.04	1,234.08	1,084.08	3,085.20	2,710.20	6,170.40	5,420.40	5.34%
	Nov.			151.99	133.24	303.98	266.48			607.96	532.96	1,215.92	1,065.92	3,039.80	2,664.80	6,079.60	5,329.60	5.30%
	June thru Oct.			150.53	131.78	301.06	263.56			602.12	527.12	1,204.24	1,054.24	3,010.60	2,635.60	6,021.20	5,271.20	5.28%
	May			148.48	129.73	296.96	259.46			593.92	518.92	1,187.84	1,037.84	2,969.60	2,594.60	5,939.20	5,189.20	5.24%
	Jan. thru Apr.	58.82	51.32	147.06	128.31	294.12	256.62			588.24	513.24	1,176.48	1,026.48	2,941.20	2,566.20	5,882.40	5,132.40	5.22%
1949	Dec.	58.82	51.32	147.06	128.31	294.12	256.62			588.24	513.24	1,176.48	1,026.48	2,941.20	2,566.20	5,882.40	5,132.40	5.22%
	Nov.	58.09	50.59	145.23	126.48	290.46	252.96			580.92	505.92	1,161.84	1,011.84	2,904.60	2,529.60	5,809.20	5,059.20	5.18%
	June thru Oct.	57.53	50.03	143.83	125.08	287.66	250.16			575.32	500.32	1,150.64	1,000.64	2,876.60	2,501.60	5,753.20	5,003.20	5.16%
	May	55.21	47.71	138.02	119.27	276.04	238.54			552.08	477.08	1,104.16	954.16	2,760.40	2,385.40	5,520.80	4,770.80	5.05%
	Jan. thru Apr.	54.68	47.18	136.69	117.94	273.38	235.88			546.76	471.76	1,093.52	943.52	2,733.80	2,358.80	5,467.60	4,717.60	5.03%
1948	Dec.	54.68	47.18	136.69	117.94	273.38	235.88			546.76	471.76	1,093.52	943.52	2,733.80	2,358.80	5,467.60	4,717.60	5.03%
	Nov.	53.80	46.30	134.51	115.76	269.02	231.52			538.04	463.04	1,076.08	926.08	2,690.20	2,315.20	5,380.40	4,630.40	4.99%
	June thru Oct.	53.29	45.79	133.23	114.48	266.46	228.96			532.92	457.92	1,065.84	915.84	2,664.60	2,289.60	5,329.20	4,579.20	4.96%
	May	52.44	44.94	131.09	112.34	262.18	224.68			524.36	449.36	1,048.72	898.72	2,621.80	2,246.80	5,243.60	4,493.60	4.92%
	Jan. thru Apr.	52.56	45.06	131.41	112.66	262.82	225.32			525.64	450.64	1,051.28	901.28	2,628.20	2,253.20	5,256.40	4,506.40	4.93%

BONDS ON THIS PAGE HAVE REACHED FINAL MATURITY; THEY WILL EARN NO ADDITIONAL INTEREST AND ARE NOT ELIGIBLE FOR EXCHANGE TO SERIES HH BONDS.

THIS TABLE IS PRINTED ONLY ONCE AND COVERS THE ENTIRE SIX-MONTH REDEMPTION PERIOD.

March 2000 - August 2000

INSIST ON PROPER IDENTIFICATION.

Series E

Matured Series E Bonds

REDEMPTION VALUES AND INTEREST EARNED AMOUNTS BY DENOMINATION

March 2000 - August 2000

ISSUE YEAR	ISSUE MONTHS	\$10		\$25		\$50		\$75		\$100		\$200		\$500		\$1,000		YIELD FROM ISSUE
		REDEMP. VALUE	INTEREST EARNED	REDEMP. VALUE	INTEREST EARNED	REDEMP. VALUE	INTEREST EARNED	REDEMP. VALUE	INTEREST EARNED	REDEMP. VALUE	INTEREST EARNED	REDEMP. VALUE	INTEREST EARNED	REDEMP. VALUE	INTEREST EARNED	REDEMP. VALUE	INTEREST EARNED	
1947	Dec.	52.56	45.06	131.41	112.66	262.82	225.32			525.64	450.64	1,051.28	901.28	2,628.20	2,253.20	5,256.40	4,506.40	4.93%
	Nov.	51.74	44.24	129.34	110.59	258.68	221.18			517.36	442.36	1,034.72	884.72	2,586.80	2,211.80	5,173.60	4,423.60	4.89%
	June thru Oct.	50.63	43.13	126.57	107.82	253.14	215.64			506.28	431.28	1,012.56	862.56	2,531.40	2,156.40	5,062.80	4,312.80	4.83%
	May	49.83	42.33	124.57	105.82	249.14	211.64			498.28	423.28	996.56	846.56	2,491.40	2,116.40	4,982.80	4,232.80	4.79%
	Jan. thru Apr.	49.35	41.85	123.38	104.63	246.76	209.26			493.52	418.52	987.04	837.04	2,467.60	2,092.60	4,935.20	4,185.20	4.77%
1946	Dec.	49.35	41.85	123.38	104.63	246.76	209.26			493.52	418.52	987.04	837.04	2,467.60	2,092.60	4,935.20	4,185.20	4.77%
	Nov.	48.57	41.07	121.42	102.67	242.84	205.34			485.68	410.68	971.36	821.36	2,428.40	2,053.40	4,856.80	4,106.80	4.73%
	June thru Oct.	48.10	40.60	120.25	101.50	240.50	203.00			481.00	406.00	962.00	812.00	2,405.00	2,030.00	4,810.00	4,060.00	4.70%
	May	47.36	39.86	118.41	99.66	236.82	199.32			473.64	398.64	947.28	797.28	2,368.20	1,993.20	4,736.40	3,986.40	4.66%
	Jan. thru Apr.	46.91	39.41	117.28	98.53	234.56	197.06			469.12	394.12	938.24	788.24	2,345.60	1,970.60	4,691.20	3,941.20	4.64%
1945	Dec.	46.91	39.41	117.28	98.53	234.56	197.06			469.12	394.12	938.24	788.24	2,345.60	1,970.60	4,691.20	3,941.20	4.64%
	Nov.	45.77	38.27	114.43	95.68	228.86	191.36			457.72	382.72	915.44	765.44	2,288.60	1,913.60	4,577.20	3,827.20	4.57%
	June thru Oct.	45.33	37.83	113.33	94.58	226.66	189.16			453.32	378.32	906.64	756.64	2,266.60	1,891.60	4,533.20	3,783.20	4.55%
	May	44.62	37.12	111.54	92.79	223.08	185.58			446.16	371.16			2,230.80	1,855.80	4,461.60	3,711.60	4.51%
	Jan. thru Apr.	44.19	36.69	110.47	91.72	220.94	183.44			441.88	366.88			2,209.40	1,834.40	4,418.80	3,668.80	4.48%
1944	Dec.	44.19	36.69	110.47	91.72	220.94	183.44			441.88	366.88			2,209.40	1,834.40	4,418.80	3,668.80	4.48%
	Nov.	43.50	36.00	108.75	90.00	217.50	180.00			435.00	360.00			2,175.00	1,800.00	4,350.00	3,600.00	4.44%
	June thru Oct.	43.08	35.58	107.70	88.95	215.40	177.90			430.80	355.80			2,154.00	1,779.00	4,308.00	3,558.00	4.42%
	May			106.11	87.36	212.22	174.72			424.44	349.44			2,122.20	1,747.20	4,244.40	3,494.40	4.38%
	Jan. thru Apr.			105.09	86.34	210.18	172.68			420.36	345.36			2,101.80	1,726.80	4,203.60	3,453.60	4.36%
1943	Dec.			105.09	86.34	210.18	172.68			420.36	345.36			2,101.80	1,726.80	4,203.60	3,453.60	4.36%
	Nov.			103.48	84.73	206.96	169.46			413.92	338.92			2,069.60	1,694.60	4,139.20	3,389.20	4.32%
	June thru Oct.			102.48	83.73	204.96	167.46			409.92	334.92			2,049.60	1,674.60	4,099.20	3,349.20	4.29%
	May			100.91	82.16	201.82	164.32			403.64	328.64			2,018.20	1,643.20	4,036.40	3,286.40	4.25%
	Jan. thru Apr.			99.95	81.20	199.90	162.40			399.80	324.80			1,999.00	1,624.00	3,998.00	3,248.00	4.23%
1942	Dec.			99.95	81.20	199.90	162.40			399.80	324.80			1,999.00	1,624.00	3,998.00	3,248.00	4.23%
	Nov.			98.40	79.65	196.80	159.30			393.60	318.60			1,968.00	1,593.00	3,936.00	3,186.00	4.19%
	June thru Oct.			97.45	78.70	194.90	157.40			389.80	314.80			1,949.00	1,574.00	3,898.00	3,148.00	4.16%
	May			96.00	77.25	192.00	154.50			384.00	309.00			1,920.00	1,545.00	3,840.00	3,090.00	4.12%
	Jan. thru Apr.			94.35	75.60	188.70	151.20			377.40	302.40			1,887.00	1,512.00	3,774.00	3,024.00	4.08%
1941	Dec.			94.35	75.60	188.70	151.20			377.40	302.40			1,887.00	1,512.00	3,774.00	3,024.00	4.08%
	Nov.			92.86	74.11	185.72	148.22			371.44	296.44			1,857.20	1,482.20	3,714.40	2,964.40	4.04%
	June thru Oct.			91.96	73.21	183.92	146.42			367.84	292.84			1,839.20	1,464.20	3,678.40	2,928.40	4.02%
	May			90.59	71.84	181.18	143.68			362.36	287.36			1,811.80	1,436.80	3,623.60	2,873.60	3.98%

BONDS ON THIS PAGE HAVE REACHED FINAL MATURITY; THEY WILL EARN NO ADDITIONAL INTEREST AND ARE NOT ELIGIBLE FOR EXCHANGE TO SERIES HH BONDS.

THIS TABLE IS PRINTED ONLY ONCE AND COVERS THE ENTIRE SIX-MONTH REDEMPTION PERIOD.

March 2000 - August 2000

INSIST ON PROPER IDENTIFICATION.

Series E

SAVINGS NOTES (FREEDOM SHARES)

REDEMPTION VALUES AND INTEREST EARNED AMOUNTS BY DENOMINATION

MARCH 2000

ISSUE YEAR	ISSUE MONTHS	\$25		\$50		\$75		\$100		YIELD FROM ISSUE
		REDEMP. VALUE	INTEREST EARNED	REDEMP. VALUE	INTEREST EARNED	REDEMP. VALUE	INTEREST EARNED	REDEMP. VALUE	INTEREST EARNED	
1970	Oct.	133.31	113.06	266.62	226.12	399.93	339.18	533.24	452.24	6.61%
	June thru Sep.	135.98	115.73	271.96	231.46	407.94	347.19	543.92	462.92	6.56%
	May	135.33	115.08	270.66	230.16	405.99	345.24	541.32	460.32	6.54%
	Apr.	134.03	113.78	268.06	227.56	402.09	341.34	536.12	455.12	6.51%
	A Jan. thru Mar.	136.71	116.46	273.42	232.92	410.13	349.38	546.84	465.84	6.47%
1969	A Dec.	136.70	116.45	273.40	232.90	410.10	349.35	546.80	465.80	6.47%
	A Nov.	136.07	115.82	272.14	231.64	408.21	347.46	544.28	463.28	6.45%
	A June thru Oct.	135.00	114.75	270.00	229.50	405.00	344.25	540.00	459.00	6.42%
	A May	134.37	114.12	268.74	228.24	403.11	342.36	537.48	456.48	6.41%
	AB Jan. thru Apr.	135.70	115.45	271.40	230.90	407.10	346.35	542.80	461.80	6.44%
1968	AB Dec.	135.70	115.45	271.40	230.90	407.10	346.35	542.80	461.80	6.44%
	AB Nov.	134.97	114.72	269.94	229.44	404.91	344.16	539.88	458.88	6.42%
	AB Sep. thru Oct.	136.18	115.93	272.36	231.86	408.54	347.79	544.72	463.72	6.45%
	AB June thru Aug.	145.68	125.43	291.36	250.86	437.04	376.29	582.72	501.72	6.69%
	AB May	143.37	123.12	286.74	246.24	430.11	369.36	573.48	492.48	6.63%
	AB Jan. thru Apr.	156.29	136.04	312.58	272.08	468.87	408.12	625.16	544.16	6.93%
1967	AB Dec.	156.28	136.03	312.56	272.06	468.84	408.09	625.12	544.12	6.93%
	AB Nov.	155.52	135.27	311.04	270.54	466.56	405.81	622.08	541.08	6.91%
	AB July thru Oct.	154.05	133.80	308.10	267.60	462.15	401.40	616.20	535.20	6.88%
	AB June	154.04	133.79	308.08	267.58	462.12	401.37	616.16	535.16	6.88%
	AB May	153.33	133.08	306.66	266.16	459.99	399.24	613.32	532.32	6.86%

A. NOTES WITH THESE ISSUE DATES HAVE REACHED FINAL MATURITY AND WILL EARN NO ADDITIONAL INTEREST.

B. NOTES WITH THESE ISSUE DATES ARE NO LONGER ELIGIBLE FOR EXCHANGE TO SERIES HH BONDS.

MARCH 2000

INSIST ON PROPER IDENTIFICATION.

Savings Notes

SAVINGS NOTES (FREEDOM SHARES)

REDEMPTION VALUES AND INTEREST EARNED AMOUNTS BY DENOMINATION

APRIL 2000

ISSUE YEAR	ISSUE MONTHS	\$25		\$50		\$75		\$100		YIELD FROM ISSUE
		REDEMP. VALUE	INTEREST EARNED	REDEMP. VALUE	INTEREST EARNED	REDEMP. VALUE	INTEREST EARNED	REDEMP. VALUE	INTEREST EARNED	
1970	June thru Oct.	135.98	115.73	271.96	231.46	407.94	347.19	543.92	462.92	6.56%
	May	135.33	115.08	270.66	230.16	405.99	345.24	541.32	460.32	6.54%
	A Jan. thru Apr.	136.71	116.46	273.42	232.92	410.13	349.38	546.84	465.84	6.47%
1969	A Dec.	136.70	116.45	273.40	232.90	410.10	349.35	546.80	465.80	6.47%
	A Nov.	136.07	115.82	272.14	231.64	408.21	347.46	544.28	463.28	6.45%
	A June thru Oct.	135.00	114.75	270.00	229.50	405.00	344.25	540.00	459.00	6.42%
	A May	134.37	114.12	268.74	228.24	403.11	342.36	537.48	456.48	6.41%
	AB Jan. thru Apr.	135.70	115.45	271.40	230.90	407.10	346.35	542.80	461.80	6.44%
1968	AB Dec.	135.70	115.45	271.40	230.90	407.10	346.35	542.80	461.80	6.44%
	AB Nov.	134.97	114.72	269.94	229.44	404.91	344.16	539.88	458.88	6.42%
	AB Sep. thru Oct.	136.18	115.93	272.36	231.86	408.54	347.79	544.72	463.72	6.45%
	AB June thru Aug.	145.68	125.43	291.36	250.86	437.04	376.29	582.72	501.72	6.69%
	AB May	143.37	123.12	286.74	246.24	430.11	369.36	573.48	492.48	6.63%
	AB Jan. thru Apr.	156.29	136.04	312.58	272.08	468.87	408.12	625.16	544.16	6.93%
1967	AB Dec.	156.28	136.03	312.56	272.06	468.84	408.09	625.12	544.12	6.93%
	AB Nov.	155.52	135.27	311.04	270.54	466.56	405.81	622.08	541.08	6.91%
	AB July thru Oct.	154.05	133.80	308.10	267.60	462.15	401.40	616.20	535.20	6.88%
	AB June	154.04	133.79	308.08	267.58	462.12	401.37	616.16	535.16	6.88%
	AB May	153.33	133.08	306.66	266.16	459.99	399.24	613.32	532.32	6.86%

A. NOTES WITH THESE ISSUE DATES HAVE REACHED FINAL MATURITY AND WILL EARN NO ADDITIONAL INTEREST.

B. NOTES WITH THESE ISSUE DATES ARE NO LONGER ELIGIBLE FOR EXCHANGE TO SERIES HH BONDS.

APRIL 2000

INSIST ON PROPER IDENTIFICATION.

Savings Notes

SAVINGS NOTES (FREEDOM SHARES)

REDEMPTION VALUES AND INTEREST EARNED AMOUNTS BY DENOMINATION

MAY 2000

ISSUE YEAR	ISSUE MONTHS	\$25		\$50		\$75		\$100		YIELD FROM ISSUE
		REDEMP. VALUE	INTEREST EARNED	REDEMP. VALUE	INTEREST EARNED	REDEMP. VALUE	INTEREST EARNED	REDEMP. VALUE	INTEREST EARNED	
1970	June thru Oct.	135.98	115.73	271.96	231.46	407.94	347.19	543.92	462.92	6.56%
	A May	138.04	117.79	276.08	235.58	414.12	353.37	552.16	471.16	6.50%
	A Jan. thru Apr.	136.71	116.46	273.42	232.92	410.13	349.38	546.84	465.84	6.47%
1969	A Dec.	136.70	116.45	273.40	232.90	410.10	349.35	546.80	465.80	6.47%
	A Nov.	136.07	115.82	272.14	231.64	408.21	347.46	544.28	463.28	6.45%
	A June thru Oct.	135.00	114.75	270.00	229.50	405.00	344.25	540.00	459.00	6.42%
	A May	134.37	114.12	268.74	228.24	403.11	342.36	537.48	456.48	6.41%
	AB Jan. thru Apr.	135.70	115.45	271.40	230.90	407.10	346.35	542.80	461.80	6.44%
1968	AB Dec.	135.70	115.45	271.40	230.90	407.10	346.35	542.80	461.80	6.44%
	AB Nov.	134.97	114.72	269.94	229.44	404.91	344.16	539.88	458.88	6.42%
	AB Sep. thru Oct.	136.18	115.93	272.36	231.86	408.54	347.79	544.72	463.72	6.45%
	AB June thru Aug.	145.68	125.43	291.36	250.86	437.04	376.29	582.72	501.72	6.69%
	AB May	143.37	123.12	286.74	246.24	430.11	369.36	573.48	492.48	6.63%
	AB Jan. thru Apr.	156.29	136.04	312.58	272.08	468.87	408.12	625.16	544.16	6.93%
1967	AB Dec.	156.28	136.03	312.56	272.06	468.84	408.09	625.12	544.12	6.93%
	AB Nov.	155.52	135.27	311.04	270.54	466.56	405.81	622.08	541.08	6.91%
	AB July thru Oct.	154.05	133.80	308.10	267.60	462.15	401.40	616.20	535.20	6.88%
	AB June	154.04	133.79	308.08	267.58	462.12	401.37	616.16	535.16	6.88%
	AB May	153.33	133.08	306.66	266.16	459.99	399.24	613.32	532.32	6.86%

A. NOTES WITH THESE ISSUE DATES HAVE REACHED FINAL MATURITY AND WILL EARN NO ADDITIONAL INTEREST.

B. NOTES WITH THESE ISSUE DATES ARE NO LONGER ELIGIBLE FOR EXCHANGE TO SERIES HH BONDS.

MAY 2000

INSIST ON PROPER IDENTIFICATION.

Savings Notes

SAVINGS NOTES (FREEDOM SHARES)

REDEMPTION VALUES AND INTEREST EARNED AMOUNTS BY DENOMINATION

JUNE 2000

ISSUE YEAR	ISSUE MONTHS	\$25		\$50		\$75		\$100		YIELD FROM ISSUE
		REDEMP. VALUE	INTEREST EARNED	REDEMP. VALUE	INTEREST EARNED	REDEMP. VALUE	INTEREST EARNED	REDEMP. VALUE	INTEREST EARNED	
1970	July thru Oct.	135.98	115.73	271.96	231.46	407.94	347.19	543.92	462.92	6.56%
	A June	138.70	118.45	277.40	236.90	416.10	355.35	554.80	473.80	6.52%
	A May	138.04	117.79	276.08	235.58	414.12	353.37	552.16	471.16	6.50%
	A Jan. thru Apr.	136.71	116.46	273.42	232.92	410.13	349.38	546.84	465.84	6.47%
1969	A Dec.	136.70	116.45	273.40	232.90	410.10	349.35	546.80	465.80	6.47%
	A Nov.	136.07	115.82	272.14	231.64	408.21	347.46	544.28	463.28	6.45%
	A June thru Oct.	135.00	114.75	270.00	229.50	405.00	344.25	540.00	459.00	6.42%
	AB May	134.37	114.12	268.74	228.24	403.11	342.36	537.48	456.48	6.41%
	AB Jan. thru Apr.	135.70	115.45	271.40	230.90	407.10	346.35	542.80	461.80	6.44%
1968	AB Dec.	135.70	115.45	271.40	230.90	407.10	346.35	542.80	461.80	6.44%
	AB Nov.	134.97	114.72	269.94	229.44	404.91	344.16	539.88	458.88	6.42%
	AB Sep. thru Oct.	136.18	115.93	272.36	231.86	408.54	347.79	544.72	463.72	6.45%
	AB June thru Aug.	145.68	125.43	291.36	250.86	437.04	376.29	582.72	501.72	6.69%
	AB May	143.37	123.12	286.74	246.24	430.11	369.36	573.48	492.48	6.63%
	AB Jan. thru Apr.	156.29	136.04	312.58	272.08	468.87	408.12	625.16	544.16	6.93%
1967	AB Dec.	156.28	136.03	312.56	272.06	468.84	408.09	625.12	544.12	6.93%
	AB Nov.	155.52	135.27	311.04	270.54	466.56	405.81	622.08	541.08	6.91%
	AB July thru Oct.	154.05	133.80	308.10	267.60	462.15	401.40	616.20	535.20	6.88%
	AB June	154.04	133.79	308.08	267.58	462.12	401.37	616.16	535.16	6.88%
	AB May	153.33	133.08	306.66	266.16	459.99	399.24	613.32	532.32	6.86%

A. NOTES WITH THESE ISSUE DATES HAVE REACHED FINAL MATURITY AND WILL EARN NO ADDITIONAL INTEREST.

B. NOTES WITH THESE ISSUE DATES ARE NO LONGER ELIGIBLE FOR EXCHANGE TO SERIES HH BONDS.

JUNE 2000

INSIST ON PROPER IDENTIFICATION.

Savings Notes

SAVINGS NOTES (FREEDOM SHARES)

REDEMPTION VALUES AND INTEREST EARNED AMOUNTS BY DENOMINATION

JULY 2000

ISSUE YEAR	ISSUE MONTHS	\$25		\$50		\$75		\$100		YIELD FROM ISSUE
		REDEMP. VALUE	INTEREST EARNED	REDEMP. VALUE	INTEREST EARNED	REDEMP. VALUE	INTEREST EARNED	REDEMP. VALUE	INTEREST EARNED	
1970	Aug. thru Oct.	135.98	115.73	271.96	231.46	407.94	347.19	543.92	462.92	6.56%
	A June thru July	138.70	118.45	277.40	236.90	416.10	355.35	554.80	473.80	6.52%
	A May	138.04	117.79	276.08	235.58	414.12	353.37	552.16	471.16	6.50%
	A Jan. thru Apr.	136.71	116.46	273.42	232.92	410.13	349.38	546.84	465.84	6.47%
1969	A Dec.	136.70	116.45	273.40	232.90	410.10	349.35	546.80	465.80	6.47%
	A Nov.	136.07	115.82	272.14	231.64	408.21	347.46	544.28	463.28	6.45%
	AB June thru Oct.	135.00	114.75	270.00	229.50	405.00	344.25	540.00	459.00	6.42%
	AB May	134.37	114.12	268.74	228.24	403.11	342.36	537.48	456.48	6.41%
	AB Jan. thru Apr.	135.70	115.45	271.40	230.90	407.10	346.35	542.80	461.80	6.44%
1968	AB Dec.	135.70	115.45	271.40	230.90	407.10	346.35	542.80	461.80	6.44%
	AB Nov.	134.97	114.72	269.94	229.44	404.91	344.16	539.88	458.88	6.42%
	AB Sep. thru Oct.	136.18	115.93	272.36	231.86	408.54	347.79	544.72	463.72	6.45%
	AB June thru Aug.	145.68	125.43	291.36	250.86	437.04	376.29	582.72	501.72	6.69%
	AB May	143.37	123.12	286.74	246.24	430.11	369.36	573.48	492.48	6.63%
	AB Jan. thru Apr.	156.29	136.04	312.58	272.08	468.87	408.12	625.16	544.16	6.93%
1967	AB Dec.	156.28	136.03	312.56	272.06	468.84	408.09	625.12	544.12	6.93%
	AB Nov.	155.52	135.27	311.04	270.54	466.56	405.81	622.08	541.08	6.91%
	AB July thru Oct.	154.05	133.80	308.10	267.60	462.15	401.40	616.20	535.20	6.88%
	AB June	154.04	133.79	308.08	267.58	462.12	401.37	616.16	535.16	6.88%
	AB May	153.33	133.08	306.66	266.16	459.99	399.24	613.32	532.32	6.86%

A. NOTES WITH THESE ISSUE DATES HAVE REACHED FINAL MATURITY AND WILL EARN NO ADDITIONAL INTEREST.

B. NOTES WITH THESE ISSUE DATES ARE NO LONGER ELIGIBLE FOR EXCHANGE TO SERIES HH BONDS.

JULY 2000

INSIST ON PROPER IDENTIFICATION.

Savings Notes

SAVINGS NOTES (FREEDOM SHARES)

REDEMPTION VALUES AND INTEREST EARNED AMOUNTS BY DENOMINATION

AUGUST 2000

ISSUE YEAR	ISSUE MONTHS	\$25		\$50		\$75		\$100		YIELD FROM ISSUE
		REDEMP. VALUE	INTEREST EARNED	REDEMP. VALUE	INTEREST EARNED	REDEMP. VALUE	INTEREST EARNED	REDEMP. VALUE	INTEREST EARNED	
1970	Sep. thru Oct.	135.98	115.73	271.96	231.46	407.94	347.19	543.92	462.92	6.56%
	A June thru Aug.	138.70	118.45	277.40	236.90	416.10	355.35	554.80	473.80	6.52%
	A May	138.04	117.79	276.08	235.58	414.12	353.37	552.16	471.16	6.50%
	A Jan. thru Apr.	136.71	116.46	273.42	232.92	410.13	349.38	546.84	465.84	6.47%
1969	A Dec.	136.70	116.45	273.40	232.90	410.10	349.35	546.80	465.80	6.47%
	A Nov.	136.07	115.82	272.14	231.64	408.21	347.46	544.28	463.28	6.45%
	AB June thru Oct.	135.00	114.75	270.00	229.50	405.00	344.25	540.00	459.00	6.42%
	AB May	134.37	114.12	268.74	228.24	403.11	342.36	537.48	456.48	6.41%
	AB Jan. thru Apr.	135.70	115.45	271.40	230.90	407.10	346.35	542.80	461.80	6.44%
1968	AB Dec.	135.70	115.45	271.40	230.90	407.10	346.35	542.80	461.80	6.44%
	AB Nov.	134.97	114.72	269.94	229.44	404.91	344.16	539.88	458.88	6.42%
	AB Sep. thru Oct.	136.18	115.93	272.36	231.86	408.54	347.79	544.72	463.72	6.45%
	AB June thru Aug.	145.68	125.43	291.36	250.86	437.04	376.29	582.72	501.72	6.69%
	AB May	143.37	123.12	286.74	246.24	430.11	369.36	573.48	492.48	6.63%
	AB Jan. thru Apr.	156.29	136.04	312.58	272.08	468.87	408.12	625.16	544.16	6.93%
1967	AB Dec.	156.28	136.03	312.56	272.06	468.84	408.09	625.12	544.12	6.93%
	AB Nov.	155.52	135.27	311.04	270.54	466.56	405.81	622.08	541.08	6.91%
	AB July thru Oct.	154.05	133.80	308.10	267.60	462.15	401.40	616.20	535.20	6.88%
	AB June	154.04	133.79	308.08	267.58	462.12	401.37	616.16	535.16	6.88%
	AB May	153.33	133.08	306.66	266.16	459.99	399.24	613.32	532.32	6.86%

A. NOTES WITH THESE ISSUE DATES HAVE REACHED FINAL MATURITY AND WILL EARN NO ADDITIONAL INTEREST.

B. NOTES WITH THESE ISSUE DATES ARE NO LONGER ELIGIBLE FOR EXCHANGE TO SERIES HH BONDS.

AUGUST 2000

INSIST ON PROPER IDENTIFICATION.

Savings Notes

Using this file

How to use bookmarks

The thin window on the left side of this file has bookmarks. Here's what they do.

Browse Menu - Activates a menu for browsing each series by month.

>> Next Page - Moves to the next page of values.

<< Prev. Page - Moves to the previous page of values.

Print - Pops up a print box that gives you print choices. From here you can choose pages to print as a Print Range.

All - prints the entire file.

Current page - prints only the page you're viewing.

Pages (From: xx To: xx) - prints a group of pages. You define the group.

From: xx - defines the first page you want to print.

To: xx - defines the last page you want to print.

When you use Pages (From: xx To: xx), you will print every page between the page number you put in the "From:" box and the page number you put in the "To:" box.

Tip: You can use the Browse Menu to determine which pages you want to print. Each series month tells you the pages to print "From:" and "To:"

Click 'OK' when you're ready to print.

Zoom - Pops up a box that lets you change the page magnification.

If you want the contents to appear **larger**, select a **higher** magnification.

If you want the contents to appear **smaller**, select a **lower** magnification.

Each page in this file is initially set to show you the whole page.

Each "zoom" change will change the view for all other pages.

Click 'OK' when you're ready to accept a zoom change.

Help - Displays this page.

Exit - Exits the file.

Browsing this file


Browse Menu - Use this menu to move to the first page of a month for each series.


Click on a month to move to the first page of values for that month and series.


>> Next Page/<< Prev. Page - Use these bookmarks to move to other pages.

Interest earned

Shading in the "Interest Earned" columns tells you a little about your bond's interest earnings. Use the following codes as your guide.

 Bond is currently earning interest.

 Bond is currently earning interest that is eligible for a special tax exemption. The exemption applies to bonds purchased since January 1990. Visit our website to read more about [exemption qualifications](#).

 Bond has **stopped earning interest**. Bond has reached its final maturity.