

State Personal Income for the Fourth Quarter of 2004 and State Per Capita Personal Income for 2004

By David G. Lenze

PERSONAL income grew 2.6 percent in the fourth quarter of 2004, the fastest pace since the 3.4-percent growth in the first quarter of 2000.¹ The surge in personal income mainly reflected a special dividend by the Microsoft Corporation in December 2004 (see the box “The Microsoft Dividend”), but strong earnings growth in finance, professional services, and health care also contributed.² Excluding the Microsoft dividend, personal income grew 1.5 percent after growing 1.1 percent in the third quarter.

The fourth-quarter surge capped a year in which per capita personal income growth more than doubled, to 4.7 percent from 2.2 percent in 2003. The 2004 growth rate was the fastest since the 6.8-percent growth in 2000 and approaches the pace of the late 1990s. Per

capita personal income growth accelerated in all states except South Dakota, Nebraska, and Michigan.

Highlights from the quarterly and annual personal income estimates include the following:

- In the fourth quarter, finance, professional services, and health care accounted for a third of the earnings growth by industry.
- Quarterly personal income growth accelerated in all the states except Rhode Island.
- In 2004, per capita personal income ranged from \$24,650 in Mississippi to \$45,398 in Connecticut.
- In 2004, personal current taxes in every state increased for the first time since 1999.

The release of the preliminary estimates of state personal income for 2004 marks the first time that the Bureau of Economic Analysis (BEA) has released preliminary annual estimates 3 months after the end of the year; previously, the estimates were released 4 months after the end of the year. These accelerated

1. Percent changes from the preceding quarter are expressed at quarterly rates. Estimates of personal income are only available in current dollars.

2. Personal income is calculated as the sum of net earnings, dividends, interest, and rent, and personal current transfer receipts.

The Microsoft Dividend

BEA estimates that \$24.85 billion (\$99.4 billion at an annual rate) of the \$32 billion Microsoft dividend was paid to persons in the United States—either to shareholders, investors in mutual funds or stakeholders in pension funds. This dividend contributed significantly to personal income growth in the fourth quarter.

The state distribution of the average dividend per person was roughly correlated with state per capita personal income. High per capita income states, such as Connecticut and Massachusetts, received more than low per capita income states, such as Mississippi and Utah.

Overall, the state of Washington was the greatest beneficiary of the dividend, reflecting the concentration of Microsoft insiders (directors and employees) who owned shares received as compensation or as benefits.

BEA assumes that most of the personal income taxes that result from the dividend will be paid as estimated taxes due in January 2005 or as final settlements due by April 15, 2005.

	2004:IV	2004		2004:IV	2004
	Billions of dollars (annual rate)	Dollars per capita ¹		Billions of dollars (annual rate)	Dollars per capita ¹
Washington	22.5	905	Nevada	0.6	60
Connecticut	1.6	116	Nebraska	0.4	59
District of Columbia ..	0.2	111	Arizona	1.4	59
Massachusetts	2.5	96	Montana	0.2	59
Delaware	0.3	92	Michigan	2.3	58
New Jersey	3.2	91	North Dakota	0.1	57
Florida	6.1	88	Oregon	0.8	57
Vermont	0.2	88	Iowa	0.7	56
Wyoming	0.2	84	Kansas	0.6	55
New Hampshire	0.4	84	North Carolina	1.9	54
New York	6.3	81	South Dakota	0.2	51
Pennsylvania	3.9	78	Indiana	1.2	48
California	10.8	75	New Mexico	0.4	48
Maryland	1.7	75	South Carolina	0.8	48
Illinois	3.7	73	Texas	4.2	47
Colorado	1.3	72	Idaho	0.3	47
Alaska	0.2	72	Kentucky	0.8	46
Georgia	2.5	71	Arkansas	0.5	46
Minnesota	1.4	69	Tennessee	1.0	43
Virginia	2.1	69	Alabama	0.8	43
Ohio	3.1	67	Louisiana	0.7	40
Maine	0.3	66	West Virginia	0.3	39
Rhode Island	0.3	64	Oklahoma	0.5	38
Missouri	1.5	64	Utah	0.3	36
Wisconsin	1.4	62	Mississippi	0.4	34
Hawaii	0.3	60	United States ²	99.4	84

1. Microsoft dividend divided by population on July 1, 2004.

2. State estimates do not sum to the national estimate because of rounding.

estimates reflect BEA's commitment to provide users with more timely information that they can use for analytical purposes.

Fourth-Quarter Estimates

In the fourth quarter, three industries contributed disproportionately to national personal income growth—finance, professional services, and health care. These industries accounted for a third of the earnings growth by place of work. Strong earnings growth in finance and in health care was widespread across states. In professional services, the strong earnings growth was notable in the area around the Nation's capital (Virginia, Maryland, and the District of Columbia) and in such populous states as California, New York, Pennsylvania, and Massachusetts.

Other sectors made important contributions to personal income growth in specific states. For example, in Florida, Nevada, and Hawaii, earnings in leisure and

hospitality contributed significantly to personal income growth.³ In Montana, Idaho, Nevada, Colorado, and Arizona, earnings in construction contributed significantly. In Wyoming, West Virginia, Louisiana, Texas, New Mexico, Alaska, Colorado, Montana, and Oklahoma, earnings in mining contributed substantially, partly reflecting rising energy and copper prices.

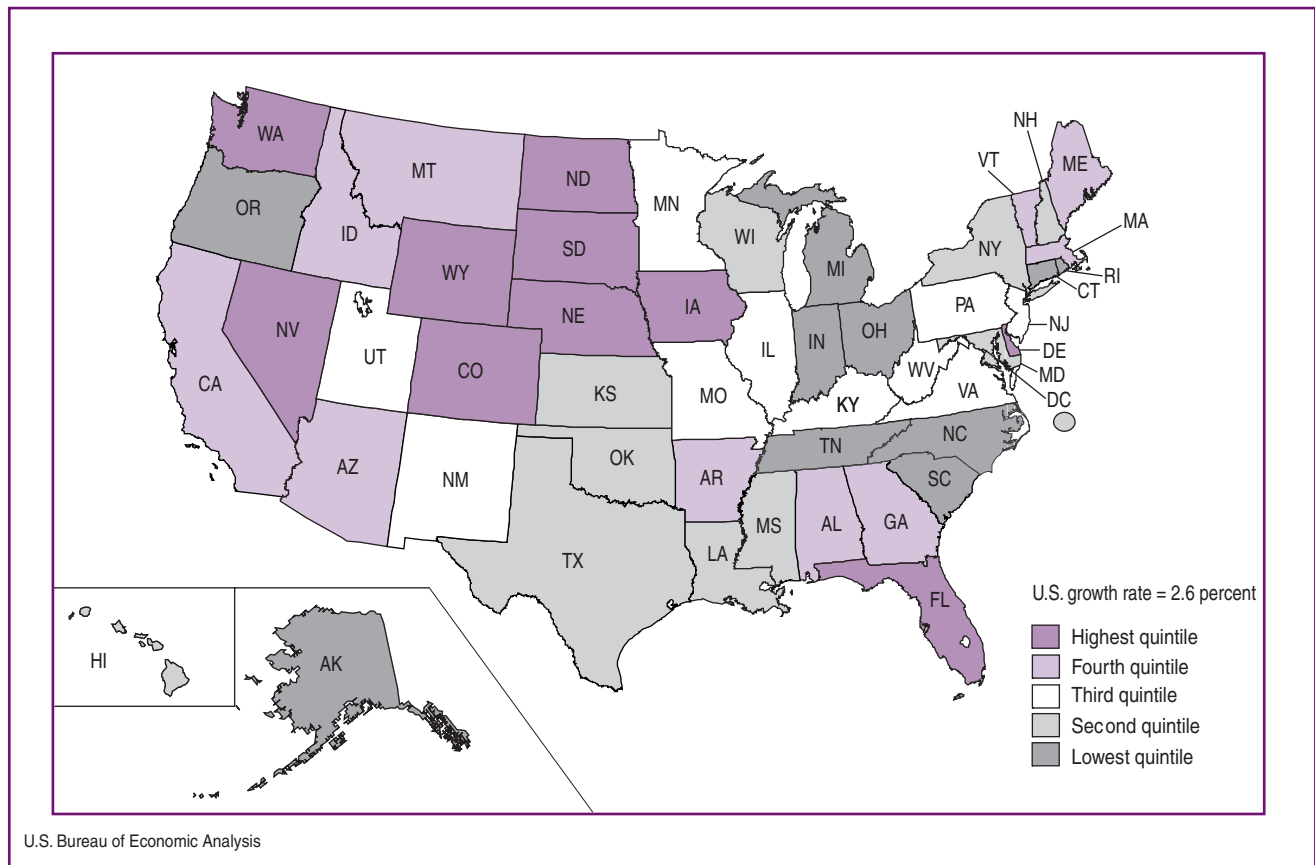
State rankings

The fourth-quarter rankings of states by personal income growth were mainly determined by the Microsoft dividend, farm sector economics, and the third-quarter hurricanes (chart 1).

First-ranked Washington state's 10.4-percent growth in personal income was almost three times higher than second-ranked South Dakota's and reflected Washing-

3. The leisure and hospitality sector includes the arts, entertainment, and recreation and the accommodation and food services industries.

Chart 1. Personal Income: Percent Change, 2004:III–2004:IV



ton's concentration of Microsoft shareholders (table A). South Dakota's strong growth was primarily due to the farm sector, which also propelled growth in North Dakota and Iowa.

In third-ranked Florida, personal income grew 3.5 percent after the losses caused by four hurricanes limited third-quarter growth to only 0.6 percent. Excluding BEA's adjustments for the effects of the hurricanes, personal income would have grown 2.9 percent in the

fourth quarter.⁴

As a result of the effects of these factors on these five states, Nevada, whose sustained population growth makes it a perennially fast-growing state, dropped

4. Some effects of the hurricanes cannot be estimated, because they may lag and because they are embedded in regular source data and cannot be identified. For example, the data for wages may reflect the boost in employment as a result of increases in consumer spending and in construction that were stimulated by the hurricane damage.

Table A. Personal Income by State and Region, 2003:III-2004:IV

[Millions of dollars, seasonally adjusted at annual rates]

	2003		2004				Percent change from preceding quarter ¹					Rank 2004:III- 2004:IV
	III ^r	IV ^r	I ^r	II ^r	III ^r	IV ^p	2003:IV	2004:I	2004:II	2004:III	2004:IV	
United States	9,197,598	9,322,279	9,445,286	9,593,470	9,701,248	9,948,814	1.4	1.3	1.6	1.1	2.6
New England												
Connecticut.....	150,307	151,948	155,704	157,047	160,037	163,432	1.1	2.5	0.9	1.9	2.1	42
Maine.....	38,260	39,061	39,356	39,984	40,373	41,341	2.1	0.8	1.6	1.0	2.4	19
Massachusetts.....	254,658	258,023	261,790	267,146	268,743	275,183	1.3	1.5	2.0	0.6	2.4	20
New Hampshire.....	45,505	46,212	46,780	47,650	48,520	49,585	1.6	1.2	1.9	1.8	2.2	36
Rhode Island.....	34,582	35,114	35,524	36,085	36,885	37,319	1.5	1.2	1.6	2.2	1.2	50
Vermont.....	19,196	19,617	19,688	20,218	20,513	21,032	2.2	0.4	2.7	1.5	2.5	14
Mideast												
Delaware.....	28,159	28,535	29,117	29,692	29,740	30,562	1.3	2.0	2.0	0.2	2.8	10
District of Columbia.....	27,112	27,567	28,114	28,473	28,727	29,382	1.7	2.0	1.3	0.9	2.3
Maryland.....	207,467	210,181	213,981	216,918	218,375	223,276	1.3	1.8	1.4	0.7	2.2	32
New Jersey.....	344,746	347,255	351,150	356,140	361,169	369,721	0.7	1.1	1.4	1.4	2.4	23
New York.....	697,284	707,480	719,491	725,322	739,678	755,594	1.5	1.7	0.8	2.0	2.2	39
Pennsylvania.....	396,065	401,664	404,390	410,169	415,387	424,975	1.4	0.7	1.4	1.3	2.3	30
Great Lakes												
Illinois.....	418,853	422,225	428,171	433,510	437,482	447,761	0.8	1.4	1.2	0.9	2.3	27
Indiana.....	179,219	182,996	183,125	186,907	188,499	192,326	2.1	0.1	2.1	0.9	2.0	46
Michigan.....	315,427	321,514	315,934	320,868	324,507	331,258	1.9	-1.7	1.6	1.1	2.1	43
Ohio.....	344,704	350,758	350,388	357,099	360,504	367,690	1.8	-0.1	1.9	1.0	2.0	47
Wisconsin.....	168,632	170,788	172,657	175,191	178,476	182,292	1.3	1.1	1.5	1.9	2.1	40
Plains												
Iowa.....	83,720	85,053	88,352	89,693	90,034	93,078	1.6	3.9	1.5	0.4	3.4	5
Kansas.....	80,460	81,468	82,362	83,633	84,623	86,511	1.3	1.1	1.5	1.2	2.2	35
Minnesota.....	173,960	174,498	179,097	181,573	183,341	187,686	0.3	2.6	1.4	1.0	2.4	21
Missouri.....	169,229	170,581	172,454	174,832	176,589	180,673	0.8	1.1	1.4	1.0	2.3	29
Nebraska.....	52,674	53,502	53,559	54,259	54,819	56,388	1.6	0.1	1.3	1.0	2.9	7
North Dakota.....	18,482	18,668	19,537	19,783	19,834	20,517	1.0	4.7	1.3	0.3	3.4	4
South Dakota.....	22,135	22,562	23,192	23,655	23,705	24,594	1.9	2.8	2.0	0.2	3.7	2
Southeast												
Alabama.....	119,591	121,941	123,038	125,385	126,064	129,184	2.0	0.9	1.9	0.5	2.5	15
Arkansas.....	66,763	68,165	69,161	70,283	71,038	72,758	2.1	1.5	1.6	1.1	2.4	17
Florida.....	513,828	522,866	532,003	543,677	547,030	566,177	1.8	1.7	2.2	0.6	3.5	3
Georgia.....	252,447	256,014	259,884	263,076	265,911	272,450	1.4	1.5	1.2	1.1	2.5	16
Kentucky.....	109,835	111,640	112,631	114,125	115,030	117,737	1.6	0.9	1.3	0.8	2.4	26
Louisiana.....	118,860	120,373	122,414	123,774	124,658	127,350	1.3	1.7	1.1	0.7	2.2	38
Mississippi.....	67,917	68,963	69,998	71,024	71,801	73,408	1.5	1.5	1.5	1.1	2.2	34
North Carolina.....	237,395	241,714	244,037	247,374	251,208	256,577	1.8	1.0	1.4	1.6	2.1	41
South Carolina.....	108,719	110,472	111,410	113,384	114,632	116,851	1.6	0.8	1.8	1.1	1.9	48
Tennessee.....	168,182	170,904	172,791	175,609	178,264	181,562	1.6	1.1	1.6	1.5	1.9	49
Virginia.....	249,478	253,495	258,395	262,348	265,845	272,019	1.6	1.9	1.5	1.3	2.3	28
West Virginia.....	44,559	45,122	45,825	46,777	47,077	48,186	1.3	1.6	2.1	0.6	2.4	25
Southwest												
Arizona.....	152,748	155,719	158,770	161,715	164,359	168,616	1.9	2.0	1.9	1.6	2.6	13
New Mexico.....	47,037	48,344	48,986	49,655	49,791	50,965	2.8	1.3	1.4	0.3	2.4	24
Oklahoma.....	94,079	95,668	96,724	98,450	99,282	101,440	1.7	1.1	1.8	0.8	2.2	37
Texas.....	646,109	654,894	665,534	675,196	681,303	696,699	1.4	1.6	1.5	0.9	2.3	31
Rocky Mountain												
Colorado.....	159,106	158,844	162,442	165,033	165,839	170,457	-0.2	2.3	1.6	0.5	2.8	9
Idaho.....	35,588	36,114	36,700	37,531	37,885	38,903	1.5	1.6	2.3	0.9	2.7	11
Montana.....	23,460	23,823	24,348	24,688	24,932	25,601	1.5	2.2	1.4	1.0	2.7	12
Utah.....	60,031	60,807	61,757	63,167	63,905	65,419	1.3	1.6	2.3	1.2	2.4	22
Wyoming.....	16,401	16,725	16,943	17,253	17,413	17,900	2.0	1.3	1.8	0.9	2.8	8
Far West												
Alaska.....	21,662	21,917	22,219	22,361	22,639	23,109	1.2	1.4	0.6	1.2	2.1	44
California.....	1,192,705	1,208,618	1,227,411	1,248,339	1,260,837	1,291,249	1.3	1.6	1.7	1.0	2.4	18
Hawaii.....	38,124	38,717	39,571	40,155	40,904	41,820	1.6	2.2	1.5	1.9	2.2	33
Nevada.....	72,096	73,902	75,403	77,101	78,529	80,945	2.5	2.0	2.3	1.9	3.1	6
Oregon.....	103,003	104,309	105,309	107,204	108,088	110,328	1.3	1.0	1.8	0.8	2.1	45
Washington.....	207,040	204,942	207,659	212,939	216,423	238,928	-1.0	1.3	2.5	1.6	10.4	1
BEA regions												
New England.....	542,508	549,975	558,842	568,131	575,070	587,892	1.4	1.6	1.7	1.2	2.2
Mideast.....	1,700,833	1,722,682	1,746,245	1,766,715	1,793,076	1,833,510	1.3	1.4	1.2	1.5	2.3
Great Lakes.....	1,426,836	1,448,280	1,450,275	1,473,575	1,489,468	1,521,327	1.5	0.1	1.6	1.1	2.1
Plains.....	600,659	606,332	618,553	627,428	632,946	649,448	0.9	2.0	1.4	0.9	2.6
Southeast.....	2,057,574	2,091,668	2,121,594	2,156,835	2,178,558	2,234,258	1.7	1.4	1.7	1.0	2.6
Southwest.....	939,973	954,625	970,015	985,015	994,735	1,017,721	1.6	1.6	1.5	1.0	2.3
Rocky Mountain.....	294,586	296,313	302,191	307,673	309,974	318,279	0.6	2.0	1.8	0.7	2.7
Far West.....	1,634,630	1,652,405	1,677,571	1,708,099	1,727,420	1,786,379	1.1	1.5	1.8	1.1	3.4

r Revised.
p Preliminary.

1. Percent changes are expressed at quarterly rates.
NOTE: Estimates may not add to totals because of rounding.

from first place to sixth place.

Rhode Island was the only state where personal income growth was lower in the fourth quarter than the third quarter, partly because of large bonuses paid in the third quarter to workers in the durable-goods manufacturing and professional services industries. Rhode Island's slow growth was emblematic of weak earnings growth across the New England region. None of the states in the region had faster earnings growth than the national average, and none of the region's largest private-sector industries grew faster than the national average.

of personal current taxes from the Census Bureau and other sources.⁵

Per capita personal income

Per capita personal income—the average income received by persons—grew 4.7 percent in 2004, more than double the 2.2-percent growth in 2003 and at the fastest pace since 2000, when it grew 6.8 percent. Per capita growth accelerated in all the states except South Dakota, Nebraska, and Michigan (chart 2).

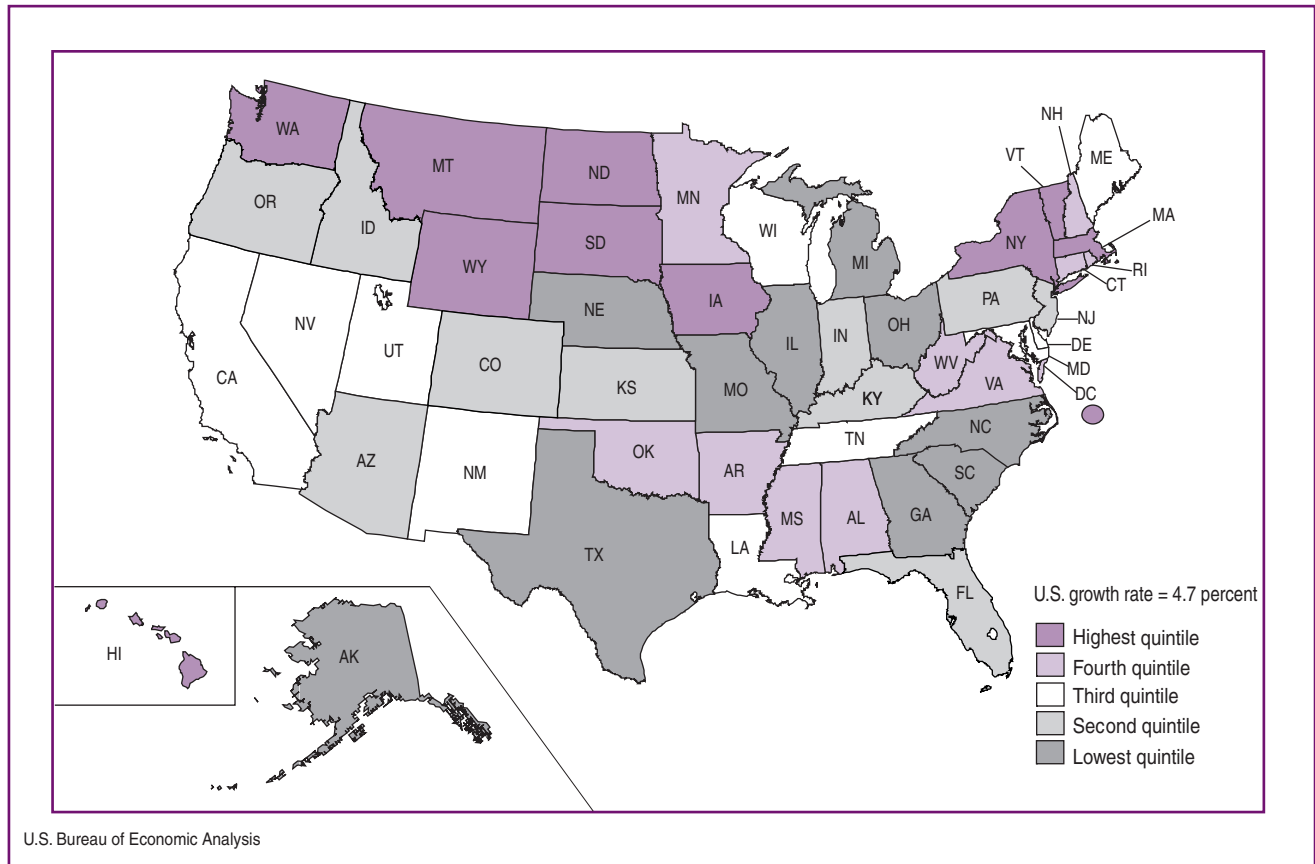
In addition to the Microsoft dividend, two other factors significantly affected growth in per capita per-

Annual Estimates

The accelerated preliminary estimates of state per capita personal income and disposable personal income for 2004 were based on newly available population estimates as of July 1, 2004, and on preliminary estimates

5. According to the preliminary estimates, U.S. personal income—the sum of state estimates—increased 5.7 percent in 2004, 0.1 percentage point higher than personal income in the estimates from the national income and product accounts that was released on February 28, 2005. The difference is due to the incorporation of more recent annual national and state data from the U.S. Department of Agriculture into the state estimates of farm proprietors' income.

Chart 2. Per Capita Personal Income: Percent Change, 2003–2004



sonal income in 2004: Unusually high crop production coupled with unusually high prices and payments by automakers to reduce their unfunded pension liabilities in 2003.

The three fastest-growing states—North Dakota (8.6 percent), Iowa (7.8 percent), and South Dakota (6.9)—benefited from record or near-record produc-

tion of corn, soybeans, and other crops that coincided with high prices that were due to poor harvests in various parts of the world and to the low value of the dollar (table B). In Washington, the fourth fastest growing state, slightly more than half of the 6.1-percent growth was accounted for by dividends, interest, and rent.

In Michigan, the slowest growing state, the growth

Table B. Per Capita Personal Income, Personal Income, and Population by State and Region, 2003–2004

	Per capita personal income [dollars]						Personal income [millions of dollars]				Population [thousands of persons]					
	2003 ^r	2004 ^p	Rank in the United States		Percent of the U.S. average		Percent change 2003–2004	Rank of percent change, 2003–2004	2003 ^r	2004 ^p	Percent change 2003–2004	Rank of percent change, 2003–2004	2003 ^r	2004 ^p	Percent change 2003–2004	Rank of percent change, 2003–2004
			2003 ^r	2004 ^p	2003 ^r	2004 ^p										
United States	31,472	32,937			100	100	4.7		9,151,694	9,672,205	5.7		290,789	293,655	1.0	
New England																
Connecticut	42,972	45,398	1	1	137	138	5.6	11	149,843	159,055	6.1	19	3,487	3,504	0.5	39
Maine	29,164	30,566	28	30	93	93	4.8	24	38,181	40,264	5.5	35	1,309	1,317	0.6	32
Massachusetts	39,504	41,801	3	2	126	127	5.8	7	253,632	268,215	5.7	26	6,420	6,417	-0.1	50
New Hampshire	35,140	37,040	6	6	112	113	5.4	14	45,286	48,134	6.3	17	1,289	1,300	0.8	23
Rhode Island	32,038	33,733	16	16	102	102	5.3	16	34,476	36,453	5.7	27	1,076	1,081	0.4	41
Vermont	30,888	32,770	20	19	98	100	6.1	5	19,131	20,363	6.4	14	619	621	0.3	43
Midwest																
Delaware	34,199	35,861	8	8	109	109	4.9	21	27,981	29,778	6.4	15	818	830	1.5	8
District of Columbia	48,446	51,803			154	157	6.9		27,014	28,674	6.1		558	554	-0.7	
Maryland	37,446	39,247	4	4	119	119	4.8	23	206,412	218,138	5.7	28	5,512	5,558	0.8	24
New Jersey	39,577	41,332	2	3	126	126	4.4	36	342,040	359,545	5.1	40	8,642	8,699	0.7	29
New York	36,112	38,228	5	5	115	116	5.9	6	693,791	735,022	5.9	22	19,212	19,227	0.1	49
Pennsylvania	31,911	33,348	17	18	101	101	4.5	34	394,761	413,730	4.8	45	12,371	12,406	0.3	45
Great Lakes																
Illinois	32,965	34,351	14	14	105	104	4.2	41	416,978	436,731	4.7	46	12,649	12,714	0.5	36
Indiana	28,838	30,094	33	33	92	91	4.4	37	178,786	187,714	5.0	42	6,200	6,238	0.6	33
Michigan	31,178	31,954	19	22	99	97	2.5	50	314,346	323,142	2.8	50	10,082	10,113	0.3	44
Ohio	30,129	31,322	24	26	96	95	4.0	43	344,603	358,920	4.2	49	11,438	11,459	0.2	47
Wisconsin	30,685	32,157	21	21	97	98	4.8	26	167,979	177,154	5.5	34	5,474	5,509	0.6	30
Plains																
Iowa	28,340	30,560	36	31	90	93	7.8	2	83,375	90,289	8.3	3	2,942	2,954	0.4	40
Kansas	29,438	30,811	27	28	94	94	4.7	31	80,213	84,282	5.1	41	2,725	2,736	0.4	42
Minnesota	34,031	35,861	9	8	108	109	5.4	15	172,337	182,924	6.1	20	5,064	5,101	0.7	26
Missouri	29,464	30,608	26	29	94	93	3.9	46	168,512	176,137	4.5	47	5,719	5,755	0.6	31
Nebraska	30,179	31,339	23	25	96	95	3.8	47	52,436	54,756	4.4	48	1,737	1,747	0.6	35
North Dakota	28,922	31,398	31	24	92	95	8.6	1	18,319	19,918	8.7	2	633	634	0.2	48
South Dakota	28,856	30,856	32	27	92	94	6.9	3	22,072	23,787	7.8	4	765	771	0.8	25
Southeast																
Alabama	26,505	27,795	41	40	84	84	4.9	20	119,373	125,918	5.5	33	4,504	4,530	0.6	34
Arkansas	24,384	25,725	49	49	77	78	5.5	12	66,515	70,810	6.5	13	2,728	2,753	0.9	20
Florida	30,098	31,455	25	23	96	96	4.5	33	511,641	547,222	7.0	7	16,999	17,397	2.3	3
Georgia	29,000	30,051	30	34	92	91	3.6	49	251,621	265,330	5.4	36	8,676	8,829	1.8	5
Kentucky	26,575	27,709	40	41	84	84	4.3	40	109,442	114,881	5.0	43	4,118	4,146	0.7	28
Louisiana	26,312	27,581	42	42	84	84	4.8	22	118,236	124,551	5.3	37	4,494	4,516	0.5	37
Mississippi	23,466	24,650	50	50	75	75	5.0	19	67,643	71,558	5.8	23	2,883	2,903	0.7	27
North Carolina	28,071	29,246	37	37	89	89	4.2	42	236,391	249,799	5.7	29	8,421	8,541	1.4	9
South Carolina	26,144	27,172	43	43	83	83	3.9	45	108,463	114,069	5.2	39	4,149	4,198	1.2	13
Tennessee	28,641	30,005	35	35	91	91	4.8	28	167,415	177,057	5.8	25	5,845	5,901	1.0	18
Virginia	33,730	35,477	10	10	107	108	5.2	17	248,432	264,652	6.5	12	7,365	7,460	1.3	11
West Virginia	24,542	25,872	48	48	78	79	5.4	13	44,456	46,966	5.6	30	1,811	1,815	0.2	46
Southwest																
Arizona	27,232	28,442	38	38	87	86	4.4	35	151,933	163,365	7.5	5	5,579	5,744	3.0	2
New Mexico	24,995	26,191	47	47	79	80	4.8	27	46,955	49,849	6.2	18	1,879	1,903	1.3	10
Oklahoma	26,719	28,089	39	39	85	85	5.1	18	93,691	98,974	5.6	31	3,506	3,524	0.5	38
Texas	29,074	30,222	29	32	92	92	3.9	44	642,630	679,683	5.8	24	22,103	22,490	1.7	6
Rocky Mountain																
Colorado	34,561	36,063	7	7	110	110	4.3	38	157,171	165,943	5.6	32	4,548	4,601	1.2	14
Idaho	25,902	27,098	44	44	82	82	4.6	32	35,409	37,755	6.6	11	1,367	1,393	1.9	4
Montana	25,406	26,857	46	45	81	82	5.7	9	23,327	24,893	6.7	9	918	927	0.9	19
Utah	25,407	26,606	45	46	81	81	4.7	29	59,761	63,562	6.4	16	2,352	2,389	1.6	7
Wyoming	32,433	34,306	15	15	103	104	5.8	8	16,285	17,377	6.7	10	502	507	0.9	21
Far West																
Alaska	33,213	34,454	13	13	106	105	3.7	48	21,531	22,582	4.9	44	648	655	1.1	17
California	33,415	35,019	11	12	106	106	4.8	25	1,184,997	1,256,959	6.1	21	35,643	35,894	1.2	12
Hawaii	30,441	32,160	22	20	97	98	5.6	10	38,013	40,613	6.8	8	1,249	1,263	1.1	16
Nevada	31,910	33,405	18	17	101	101	4.7	30	71,549	77,994	9.0	1	2,242	2,335	4.1	1
Oregon	28,734	29,971	34	36	91	91	4.3	39	102,419	107,732	5.2	38	3,564	3,595	0.8	22
Washington	33,254	35,299	12	11	106	107	6.1	4	203,890	218,987	7.4	6	6,131	6,204	1.2	15
BEA regions																
New England	38,065	40,206			121	122	5.6		540,549	572,484	5.9		14,201	14,239	0.3	
Midwest	35,913	37,756			114	115	5.1		1,692,000	1,784,887	5.5		47,114	47,274	0.3	
Great Lakes	31,034	32,231			99	98	3.9		1,422,693	1,483,661	4.3		45,843	46,032	0.4	
Plains	30,495	32,089			97	97	5.2		597,264	632,094	5.8		19,586	19,698	0.6	
Southeast	28,470	29,769			90	90	4.6		2,049,628	2,172,812	6.0		71,993	72,989	1.4	
Southwest	28,282	29,467			90	90	4.2		935,209	991,871	6.1		33,068	33,661	1.8	
Rocky Mountain	30,138	31,530			96	96	4.6		291,952	309,529	6.0		9,687	9,817	1.3	
Far West	32,910	34,535			105	105	4.9		1,622,399	1,724,867	6.3		49,298	49,945	1.3	

r Revised.
p Preliminary.

rate reflected the large contributions in 2003 by auto-makers to the pension funds of their workers. Similarly, these contributions tempered per capita personal income growth in Ohio and Indiana and in other states where motor vehicle manufacturing is relatively important.

Per capita income rankings

Connecticut led the Nation in 2004 with an average per capita personal income of \$45,398, which exceeded the national average by 38 percent. All 10 states with the highest per capita income were ranked in the top 10 in 2003, but some of these states traded places: Connecticut, Massachusetts, New Jersey, Maryland, New York, New Hampshire, Colorado, Minnesota, Delaware, and Virginia.

Mississippi's average income of \$24,650 was the lowest of all the states, 25 percent below the national average. Ranking above it were Arkansas, West Virginia, New Mexico, Utah, Montana, Idaho, South Carolina, Louisiana, and Kentucky. All these states except Kentucky were also ranked in the bottom 10 in 2003.

BEA's estimates suggest a gradual tendency for convergence in state per capita personal income (chart 3). States with above-average incomes tended to grow more slowly than states with below-average incomes. In 1969, above-average Delaware had a per capita income of \$4,512; it then averaged 6.1 percent growth from 1969 to 2004. Alabama's per capita income was \$2,728 in 1969, and its income growth averaged 6.8 percent.

Personal current taxes

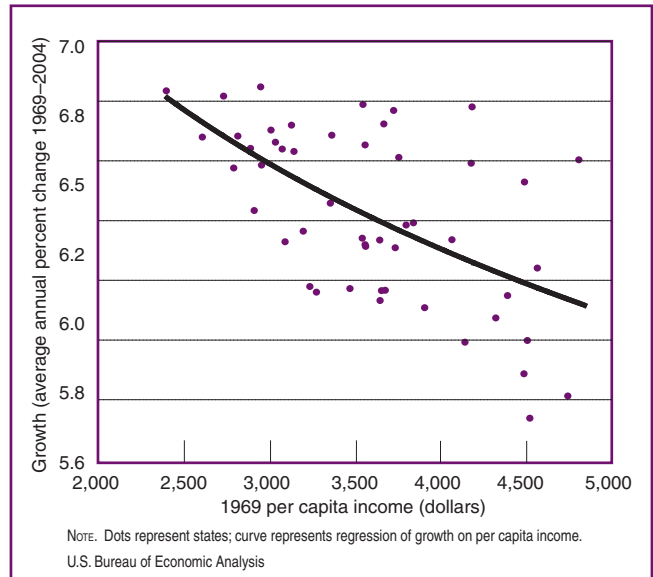
Personal current taxes in 2004 increased in every state for the first time since 1999.⁶ The increase mainly reflected growth in personal income, because tax rates in most states were unchanged. However, New York and New Jersey raised their top marginal income tax rates, Pennsylvania raised its flat tax rate, and California adopted a tax amnesty.

6. Personal current taxes consists of Federal income taxes, state and local income taxes, licenses, and fees.

Acknowledgments

The quarterly and preliminary annual estimates of state personal income were prepared by Suet N. Boudhraa, Daniel R. Corrin, Carrie L. Litkowski, and Matthew A. von Kerczek, under the supervision of James M. Zavrel, Chief of the Regional Income Branch. The preliminary annual estimates of disposable personal income were prepared by Ann E. Dunbar. The text was prepared with the assistance of Adrienne T. Pilot. The tables were prepared by Giselle Cubillos-Moraga, H Steven Dolan, Gary V. Kennedy, and Alison Skinner under the supervision of Kathy A. Albetski. Robert L. Brown, Chief of the Regional Economic Measurement Division, provided general guidance.

Chart 3. Per Capita Income Convergence, 1969–2004



Alternative Measures of Household Income

Three of the most widely used measures of household income are BEA's measure of personal income, the Census Bureau's measure of money income, and the Internal Revenue Service's measure of adjusted gross income of individuals.¹

Personal income, in general, is a more comprehensive measure. For both the national and regional accounts, personal income is defined as the sum of wage and salary disbursements, supplements to wages and salaries, proprietors' income with inventory and capital consumption adjustments, rental income of persons with capital consumption adjustment, personal dividend income, personal interest income, and personal current transfer receipts, less contributions for government social insurance. These measures of personal income include the incomes of individuals, of nonprofit institutions that primarily serve individuals, of private noninsured welfare funds, and of private trust funds.

Money income consists of income in cash and its equivalents that is received by individuals. It excludes, but personal income includes, employer contributions for employee pension and insurance funds, lump-sum payments except those received as part of earnings, certain in-kind personal current transfer receipts—such as Medicaid, Medicare, and food stamps—and imputed income.² Money income includes, but personal income excludes, personal contributions for government social insurance, income from government employee retirement plans and from private pensions and annuities, and income from regular interpersonal transfers, such as child support.

In addition, personal income at the national, state, and local area levels is presented annually on a per capita (or simple average per person) basis. Money income at the

national level is presented annually both on a per capita basis and on a median household basis; median money income for states from the Current Population Survey is presented annually as 2- and 3-year averages.³ State personal income is not adjusted for inflation, but the national estimates of money income are available in inflation-adjusted dollars, using the consumer price index.⁴

Adjusted gross income (AGI) is taxable income prior to exemptions and the standard or itemized deductions that is reported by individuals on their Federal income tax returns. It includes, but personal income excludes, personal contributions for social insurance, gains and losses on the sale of assets, and income from government employee retirement plans and from private pensions and annuities. AGI excludes, but personal income includes, the income of the recipients of taxable incomes who, legally or illegally, did not file an individual income tax return. In particular, AGI excludes the income of many individuals with low incomes who are exempt from filing tax returns. Additionally, adjusted gross income excludes certain types of income that are not taxed—such as tax-exempt interest and nontaxable transfer payments, including Medicare, Medicaid, and welfare benefit payments—and it includes the taxable portion of social security benefit payments.

3. For local areas, the most recent estimates of money income, for 2002, are median household income estimates from the Small Area Income and Poverty Estimates.

4. At the national level, BEA also presents real per capita disposable personal income (DPI). (DPI is personal income less personal tax payments; real DPI is DPI divided by the implicit price deflator for personal consumption expenditures.) For the sources of the prices used for this deflator, see "Updated Summary of NIPA Methodologies," SURVEY OF CURRENT BUSINESS 84 (November 2004): 28–29.

Alternative Measures of Per Capita Income

	[Dollars]		
	2002	2003	2004
State personal income ¹	30,804	31,472	32,937
Money income ²	22,794	23,276	n.a.
Adjusted gross income (AGI) ³	20,974	21,366	n.a.

n.a. Not available

1. Bureau of Economic Analysis; <www.bea.gov>.

2. Census Bureau, Current Population Survey (CPS); <www.census.gov>. Uses the total civilian noninstitutional population on March of the following year.

3. The Internal Revenue Service (IRS) does not prepare per capita AGI, which is calculated as aggregate IRS AGI (less deficit) divided by Census Bureau total population; <www.irs.gov>.

1. See John Ruser, Adrienne Pilot, and Charles Nelson, "Alternative Measures of Household Income: BEA Personal Income, CPS Money Income, and Beyond" at <www.bea.gov/bea/about/fesac/AlternativemeasuresHHincomeFESAC121404.pdf>; the Census Bureau's *Income, Poverty and Health Insurance in the United States: 2003*; the Internal Revenue Service's annual *Individual Income Tax Returns*; and Mark A. Ledbetter, "Comparison of BEA Estimates of Personal Income and IRS Estimates of Adjusted Gross Income," SURVEY OF CURRENT BUSINESS 84 (November 2004): 9–14.

2. Imputations are added to personal income in both the national and regional measures so that a comprehensive account of total production and its distribution can be presented. For a description of these imputations, see *State Personal Income Methodology, 1998–2003* at <www.bea.gov/bea/regional/articles/spi2003/12.%20Technical%20Notes.pdf>.

Tables 1 through 5 follow.

Table 1. Personal Income by State and Region, 2001–2004
 [Millions of dollars, seasonally adjusted at annual rates]

Area name	2001				2002				2003				2004				Percent change ¹
	I ^r	II ^r	III ^r	IV ^r	I ^r	II ^r	III ^r	IV ^r	I ^r	II ^r	III ^r	IV ^r	I ^r	II ^r	III ^r	IV ^p	
United States	8,681,021	8,713,764	8,726,357	8,746,826	8,794,710	8,890,253	8,886,227	8,908,045	8,993,345	9,093,553	9,197,598	9,322,279	9,445,286	9,593,470	9,701,248	9,948,814	2.6
New England	525,875	524,965	522,340	524,426	526,013	531,838	529,709	529,303	533,093	536,618	542,508	549,975	558,842	568,131	575,070	587,892	2.2
Connecticut	148,161	147,668	146,489	147,105	146,740	147,483	147,282	146,824	147,999	149,119	150,307	151,948	155,704	157,047	160,037	163,432	2.1
Maine	34,790	35,055	35,107	35,476	36,191	36,566	36,702	36,807	37,567	37,837	38,260	39,061	39,356	39,984	40,373	41,341	2.4
Massachusetts	250,407	249,371	248,009	248,592	248,414	251,876	249,854	249,531	250,195	251,653	254,658	258,023	261,790	267,146	268,743	275,183	2.4
New Hampshire	42,608	42,613	42,524	42,751	43,650	44,307	44,103	44,192	44,520	44,905	45,505	46,212	46,780	47,650	48,520	49,585	2.2
Rhode Island	32,307	32,484	32,475	32,647	32,808	33,223	33,311	33,380	34,067	34,140	34,582	35,114	35,524	36,085	36,885	37,319	1.2
Vermont	17,602	17,774	17,736	17,855	18,211	18,383	18,458	18,570	18,745	18,964	19,196	19,617	19,688	20,218	20,513	21,032	2.5
Mideast	1,622,152	1,620,313	1,639,943	1,629,171	1,639,285	1,649,231	1,646,982	1,645,826	1,661,217	1,683,268	1,700,833	1,722,682	1,746,245	1,766,715	1,793,076	1,833,510	2.3
Delaware	25,178	25,464	25,667	25,839	26,914	26,722	26,617	26,427	27,454	27,775	28,159	28,535	29,117	29,692	29,740	30,562	2.8
District of Columbia	25,154	25,488	25,634	25,824	25,934	26,255	26,156	26,468	26,466	26,913	27,112	27,567	28,114	28,473	28,727	29,382	2.3
Maryland	189,279	191,472	192,199	193,677	197,155	199,208	199,047	200,294	202,491	205,509	207,467	210,181	213,981	216,918	218,375	223,276	2.2
New Jersey	330,609	332,269	332,968	335,959	334,206	334,665	334,536	333,916	335,751	340,410	344,746	347,255	351,150	356,140	361,169	369,721	2.4
New York	681,675	673,248	690,528	674,092	674,689	679,431	677,014	675,259	680,126	690,276	697,284	707,484	719,491	725,322	739,678	755,594	2.2
Pennsylvania	370,256	372,373	372,947	373,780	380,387	382,950	383,612	383,463	388,930	392,384	396,065	401,664	404,390	410,169	415,387	424,975	2.3
Great Lakes	1,357,092	1,358,575	1,359,027	1,362,062	1,361,091	1,383,841	1,384,855	1,388,133	1,401,242	1,414,413	1,426,836	1,448,280	1,450,275	1,473,575	1,489,468	1,521,327	2.1
Illinois	407,423	406,676	407,531	407,384	406,185	411,474	409,271	409,631	411,327	415,509	418,853	422,225	428,171	433,510	437,482	447,761	2.3
Indiana	168,071	167,966	167,446	168,042	169,420	172,163	172,940	174,216	175,588	177,342	179,219	182,996	183,125	186,907	188,499	192,326	2.0
Michigan	298,956	299,579	299,561	300,073	295,551	303,212	303,956	304,320	308,651	311,789	315,427	321,514	315,934	320,868	324,507	331,258	2.1
Ohio	324,197	325,621	325,689	326,984	328,779	333,792	335,341	336,005	340,141	342,811	344,704	350,758	350,388	357,099	360,504	367,690	2.0
Wisconsin	158,444	158,733	158,799	159,578	160,956	163,200	163,348	163,962	165,534	166,962	170,788	172,632	175,191	178,476	182,292	190,201	2.1
Plains	560,168	562,679	562,231	565,854	571,440	577,427	577,921	580,175	588,126	593,939	600,659	606,332	618,553	627,428	632,946	649,448	2.6
Iowa	79,192	79,522	79,452	79,658	81,058	81,978	81,801	82,144	82,021	82,708	83,720	85,053	88,352	89,693	90,034	93,078	3.4
Kansas	77,015	77,440	77,678	78,122	77,677	78,640	78,292	78,463	79,350	79,574	80,460	81,468	82,362	83,633	84,623	86,511	2.2
Minnesota	162,333	162,614	162,013	163,351	164,780	166,828	167,312	168,000	169,327	171,561	173,960	174,498	179,097	181,573	183,341	187,886	2.4
Missouri	155,843	156,782	156,917	158,206	161,962	163,087	163,328	164,098	166,513	167,726	169,229	170,581	172,454	174,832	176,589	180,673	2.3
Nebraska	48,990	49,356	49,294	49,574	49,098	49,450	49,643	49,809	51,371	52,196	52,674	53,502	53,559	54,259	54,819	56,388	2.9
North Dakota	16,388	16,491	16,442	16,540	16,746	16,973	17,104	17,196	18,210	18,482	18,668	19,537	19,783	19,834	20,517	20,571	3.4
South Dakota	20,407	20,474	20,434	20,404	20,219	20,471	20,572	20,557	21,628	21,964	22,135	22,562	23,192	23,655	23,705	24,594	3.7
Southeast	1,904,554	1,923,332	1,924,203	1,939,649	1,957,541	1,982,269	1,982,110	1,990,412	2,015,610	2,033,661	2,057,574	2,091,668	2,121,594	2,156,835	2,178,558	2,234,258	2.6
Alabama	109,274	110,408	110,688	111,313	113,255	114,854	115,016	115,647	117,541	118,419	119,591	121,941	123,038	125,385	126,064	129,184	2.5
Arkansas	61,420	62,000	62,022	62,426	62,828	63,708	63,650	63,993	65,177	65,957	66,763	68,165	69,161	70,283	71,038	72,758	2.4
Florida	472,862	478,190	479,864	483,533	486,865	493,343	494,019	497,420	502,335	507,533	513,828	522,866	532,003	543,677	547,030	566,177	3.5
Georgia	238,053	240,398	241,314	242,700	243,480	245,925	244,804	245,790	248,202	249,819	252,447	256,014	259,884	263,076	265,911	272,450	2.5
Kentucky	100,664	101,213	101,543	101,966	103,996	105,477	105,731	106,512	107,555	108,739	109,835	111,640	112,631	114,125	115,030	117,737	2.4
Louisiana	108,782	109,983	110,570	111,690	113,239	114,476	114,613	115,503	116,120	117,593	118,860	120,373	122,421	123,774	124,658	127,350	2.2
Mississippi	62,221	62,831	62,569	63,335	63,893	64,664	64,722	64,931	66,609	67,082	67,917	68,963	69,998	71,024	71,801	73,408	2.2
North Carolina	224,549	225,783	224,438	226,810	228,042	230,698	230,253	229,956	232,616	233,840	237,395	241,714	244,037	247,374	251,208	256,577	2.1
South Carolina	100,893	101,161	101,465	102,353	103,466	104,836	104,877	105,365	107,107	107,556	108,719	110,472	111,410	113,384	114,632	116,851	1.9
Tennessee	153,129	154,299	154,566	155,670	158,485	160,758	160,639	161,385	164,448	166,126	168,182	170,904	172,791	175,609	178,264	181,562	1.9
Virginia	231,264	235,263	233,246	235,309	237,228	240,508	240,690	240,641	243,982	246,771	249,478	253,495	258,395	262,348	265,845	272,019	2.3
West Virginia	41,343	41,802	41,919	42,545	42,764	43,023	43,097	43,270	43,918	44,227	44,559	45,122	45,825	46,777	47,077	48,186	2.4
Southwest	888,632	892,597	893,639	896,312	897,991	906,404	905,619	908,070	916,591	929,649	939,973	954,625	970,015	985,015	994,735	1,017,721	2.3
Arizona	137,195	138,552	139,826	139,842	143,942	145,181	145,242	146,093	148,559	150,706	152,748	155,719	158,770	161,715	164,359	168,616	2.6
New Mexico	43,268	43,940	44,399	44,946	44,476	45,198	44,930	45,178	45,871	46,570	47,037	48,344	48,986	49,655	49,791	50,965	2.4
Oklahoma	89,423	90,151	90,289	90,781	90,222	90,647	90,626	90,692	91,855	93,161	94,079	95,668	96,724	98,450	99,282	101,440	2.2
Texas	618,746	619,955	619,125	620,743	619,351	625,378	624,821	626,107	630,305	639,212	646,109	654,894	665,534	675,196	681,303	696,699	2.3
Rocky Mountain	278,383	279,885	279,843	280,603	282,472	284,822	284,490	285,541	286,981	289,929	294,586	296,313	302,191	307,673	309,974	318,279	2.7
Colorado	152,964	153,026	152,494	152,315	153,167	154,327	153,919	154,434									

Table 2. Personal Income and Per Capita Personal Income by State and Region, 1999–2004

Area name	Personal income							Percent change ²	Per capita personal income ¹						Rank in U.S.
	[millions of dollars]								[dollars]						
	1999	2000	2001 ^r	2002 ^r	2003 ^r	2004 ^p	2003–2004		1999	2000 ^r	2001 ^r	2002 ^r	2003 ^r	2004 ^p	
United States	7,796,137	8,422,074	8,716,992	8,869,809	9,151,694	9,672,205	5.7	27,939	29,845	30,575	30,804	31,472	32,937		
New England	458,387	503,961	524,402	529,216	540,549	572,484	5.9	33,126	36,118	37,334	37,453	38,065	40,206		
Connecticut	129,807	141,570	147,356	147,082	149,843	159,055	6.1	38,332	41,489	42,920	42,521	42,972	45,398	1	
Maine	31,016	33,173	35,107	36,566	38,181	40,264	5.5	24,484	25,969	27,286	28,177	29,164	30,566	30	
Massachusetts	216,221	240,209	249,095	249,919	253,632	268,215	5.7	34,227	37,756	38,949	38,973	39,504	41,801	2	
New Hampshire	37,125	41,429	42,624	44,063	45,286	48,134	6.3	30,380	33,396	33,850	34,543	35,140	37,040	6	
Rhode Island	28,568	30,697	32,478	33,181	34,476	36,453	5.7	27,459	29,214	30,680	31,042	32,038	33,733	16	
Vermont	15,650	16,883	17,742	18,405	19,131	20,363	6.4	25,881	27,680	28,944	29,855	30,888	32,770	19	
Mideast	1,467,261	1,580,733	1,627,895	1,645,331	1,692,000	1,784,887	5.5	31,824	34,077	34,907	35,105	35,913	37,756		
Delaware	22,416	24,277	25,537	26,670	27,981	29,778	6.4	28,925	30,869	32,097	33,085	34,199	35,861	8	
District of Columbia	21,115	23,102	25,252	26,203	27,014	28,674	6.1	37,030	40,456	44,827	46,407	48,446	51,803	
Maryland	167,075	181,957	191,657	198,926	206,412	218,138	5.7	31,796	34,257	35,628	36,557	37,446	39,247	4	
New Jersey	294,385	323,554	332,951	334,331	342,040	359,545	5.1	35,215	38,365	39,142	38,979	39,577	41,332	3	
New York	619,659	663,005	679,886	676,598	693,791	735,022	5.9	32,816	34,897	35,622	35,330	36,112	38,228	5	
Pennsylvania	342,611	364,838	372,339	382,603	394,761	413,730	4.8	27,937	29,695	30,275	31,034	31,911	33,348	18	
Great Lakes	1,255,454	1,333,971	1,359,189	1,379,480	1,422,693	1,483,661	4.3	27,918	29,496	29,909	30,227	31,034	32,231		
Illinois	373,385	400,373	407,254	409,140	416,978	436,731	4.7	30,212	32,185	32,532	32,510	32,965	34,351	14	
Indiana	154,842	165,285	167,881	172,185	178,786	187,714	5.0	25,615	27,132	27,397	27,960	28,838	30,094	33	
Michigan	278,062	294,227	299,542	301,760	314,346	323,142	2.8	28,095	29,552	29,940	30,048	31,178	31,954	22	
Ohio	304,464	320,538	325,623	333,529	344,603	358,920	4.2	26,859	28,207	28,594	29,230	30,129	31,322	26	
Wisconsin	144,702	153,548	158,888	162,866	167,979	177,154	5.5	27,135	28,570	29,392	29,937	30,685	32,157	21	
Plains	511,507	545,882	562,733	576,741	597,264	632,094	5.8	26,737	28,326	29,045	29,617	30,495	32,089		
Iowa	73,285	77,763	79,456	81,745	83,375	90,289	8.3	25,118	26,554	27,103	27,854	28,340	30,560	31	
Kansas	70,158	74,570	77,564	78,268	80,213	84,282	5.1	26,195	27,694	28,714	28,850	29,438	30,811	28	
Minnesota	146,722	157,964	162,578	166,730	172,337	182,924	6.1	30,106	32,017	32,609	33,180	34,031	35,861	8	
Missouri	142,925	152,722	156,937	163,119	168,512	176,137	4.5	25,697	27,241	27,813	28,719	29,464	30,608	29	
Nebraska	45,116	47,329	49,303	49,500	52,436	54,756	4.4	26,465	27,625	28,684	28,672	30,179	31,339	25	
North Dakota	14,934	16,097	16,465	16,949	18,319	19,918	8.7	23,180	25,106	25,876	26,742	28,922	31,398	24	
South Dakota	18,367	19,438	20,429	20,430	22,072	23,787	7.8	24,475	25,720	26,944	26,865	28,856	30,856	27	
Southeast	1,716,450	1,840,460	1,922,935	1,978,083	2,049,628	2,172,812	6.0	25,032	26,484	27,356	27,808	28,470	29,769		
Alabama	100,662	105,807	110,421	114,693	119,373	125,918	5.5	22,722	23,764	24,714	25,595	26,505	27,795	40	
Arkansas	56,052	58,726	61,967	63,545	66,515	70,810	6.5	21,137	21,925	23,018	23,470	24,384	25,725	49	
Florida	423,834	457,539	478,637	492,912	511,641	547,222	7.0	26,894	28,509	29,268	29,549	30,098	31,455	23	
Georgia	212,081	230,356	240,616	245,000	251,621	265,330	5.4	26,359	27,989	28,675	28,689	29,000	30,051	34	
Kentucky	91,462	98,845	101,346	105,429	109,442	114,881	5.0	22,763	24,412	24,914	25,777	26,575	27,709	41	
Louisiana	98,200	103,151	110,256	114,457	118,236	124,551	5.3	22,014	23,078	24,685	25,565	26,312	27,581	42	
Mississippi	56,719	59,837	62,739	64,552	67,643	71,558	5.8	20,053	21,005	21,950	22,511	23,466	24,650	50	
North Carolina	203,187	218,668	225,395	229,737	236,391	249,799	5.7	25,560	27,068	27,493	27,640	28,071	29,246	37	
South Carolina	91,716	98,270	101,468	104,636	108,463	114,069	5.2	23,075	24,424	24,985	25,485	26,144	27,172	43	
Tennessee	140,395	148,833	154,416	160,317	167,415	177,057	5.8	24,898	26,097	26,864	27,678	28,641	30,005	35	
Virginia	204,586	220,845	233,770	239,767	248,432	264,652	6.5	29,226	31,087	32,534	32,964	33,730	35,477	10	
West Virginia	37,557	39,582	41,902	43,038	44,456	46,966	5.6	20,729	21,900	23,256	23,841	24,542	25,872	48	
Southwest	776,129	850,326	892,795	904,521	935,209	991,871	6.1	25,177	27,088	27,961	27,827	28,282	29,467		
Arizona	120,857	132,558	138,854	145,114	151,933	163,365	7.5	24,057	25,660	26,214	26,680	27,232	28,442	38	
New Mexico	38,046	40,318	44,138	44,946	46,955	49,849	6.2	21,042	22,135	24,088	24,228	24,995	26,191	47	
Oklahoma	77,565	84,310	90,161	90,547	93,691	98,974	5.6	22,567	24,407	26,009	25,958	26,719	28,089	39	
Texas	539,661	593,139	619,642	623,914	642,630	679,683	5.8	26,250	28,313	29,044	28,721	29,074	30,222	32	
Rocky Mountain	239,693	264,024	279,678	284,331	291,952	309,529	6.0	26,356	28,489	29,658	29,708	30,138	31,530		
Colorado	128,860	144,394	152,700	153,962	157,171	165,943	5.6	30,492	33,370	34,491	34,228	34,561	36,063	7	
Idaho	29,068	31,290	33,054	34,381	35,409	37,755	6.6	22,786	24,075	25,018	25,597	25,902	27,098	44	
Montana	19,373	20,716	22,359	22,363	23,327	24,893	6.7	21,585	22,929	24,672	24,557	25,406	26,857	45	
Utah	49,343	53,561	56,594	58,089	59,761	63,562	6.4	22,393	23,878	24,809	25,041	25,407	26,606	46	
Wyoming	13,050	14,063	14,972	15,536	16,285	17,377	6.7	26,536	28,460	30,301	31,122	32,433	34,306	15	
Far West	1,371,257	1,502,717	1,547,366	1,572,107	1,622,399	1,724,867	6.3	29,486	31,836	32,271	32,333	32,910	34,535		
Alaska	17,557	18,741	20,050	20,880	21,531	22,582	4.9	28,100	29,867	31,704	32,582	33,213	34,454	13	
California	999,228	1,103,842	1,135,304	1,149,183	1,184,997	1,256,959	6.1	29,828	32,464	32,877	32,845	33,415	35,019	12	
Hawaii	32,646	34,451	35,126	36,482	38,013	40,613	6.8	26,973	28,422	28,745	29,552	30,441	32,160	20	
Nevada	56,462	61,428	64,367	66,904	71,549	77,994	9.0	29,184	30,437	30,721	30,855	31,910	33,405	17	
Oregon	89,873	96,402	99,020	100,286	102,419	107,732	5.2	26,480	28,097	28,502	28,464	28,734	29,971	36	
Washington	175,491	187,853	193,498	198,371	203,890	218,987	7.4	30,037	31,779	32,289	32,696	33,254	35,299	11	

r Revised.

p Preliminary.

1. Per capita personal income was computed using midyear population estimates of the Bureau of the Census.

2. Percent change was calculated from unrounded data.

NOTE: The personal income level shown for the United States is derived as the sum of the state estimates. It differs from the estimate of personal income in the national income and product accounts because of differences in coverage, in the methodologies used to prepare the estimates, and in the timing of the availability of source data.

Table 3. Disposable Personal Income and Per Capita Disposable Personal Income by State and Region, 1999–2004

Area name	Disposable personal income						Percent change ²	Per capita disposable personal income ¹						Rank in U.S.
	[millions of dollars]							[dollars]						
	1999	2000	2001 ^r	2002 ^r	2003 ^r	2004 ^p		1999	2000 ^r	2001 ^r	2002 ^r	2003 ^r	2004 ^p	
United States	6,689,767	7,187,588	7,480,971	7,819,891	8,151,227	8,634,721	5.9	23,974	25,471	26,240	27,158	28,031	29,404	
New England	380,679	411,889	432,904	454,267	469,451	497,717	6.0	27,510	29,520	30,820	32,148	33,058	34,955	
Connecticut.....	105,480	113,910	118,825	123,201	127,138	135,095	6.3	31,148	33,383	34,610	35,617	36,461	38,559	1
Maine.....	27,038	28,728	30,508	32,555	34,301	36,240	5.7	21,343	22,489	23,711	25,086	26,200	27,512	32
Massachusetts.....	177,680	192,839	203,390	213,667	219,407	232,076	5.8	28,126	30,310	31,803	33,320	34,174	36,169	3
New Hampshire.....	32,113	35,438	36,774	39,265	40,771	43,472	6.6	26,278	28,566	29,205	30,782	31,637	33,453	5
Rhode Island.....	24,716	26,330	27,949	29,185	30,589	32,415	6.0	23,757	25,059	26,402	27,304	28,427	29,996	18
Vermont.....	13,652	14,645	15,457	16,394	17,244	18,418	6.8	22,577	24,010	25,218	26,592	27,842	29,640	20
Mideast	1,235,841	1,325,573	1,362,089	1,418,437	1,475,030	1,556,263	5.5	26,804	28,576	29,207	30,264	31,308	32,920	
Delaware.....	19,001	20,666	21,688	23,361	24,792	26,489	6.8	24,518	26,278	27,259	28,980	30,301	31,900	8
District of Columbia.....	17,514	19,078	21,447	22,621	23,543	25,027	6.3	30,716	33,408	37,665	40,062	42,220	45,213	
Maryland.....	140,891	152,970	161,723	171,871	180,160	190,542	5.8	26,813	28,800	30,063	31,585	32,683	34,282	4
New Jersey.....	247,445	269,958	279,149	288,365	298,543	315,097	5.5	29,600	32,010	32,817	33,620	34,544	36,223	2
New York.....	515,421	548,702	556,722	574,103	595,770	629,543	5.7	27,296	28,881	29,169	29,978	31,010	32,743	6
Pennsylvania.....	295,568	314,199	321,359	338,116	352,223	369,566	4.9	24,101	25,573	26,130	27,426	28,472	29,789	17
Great Lakes	1,077,642	1,145,681	1,173,332	1,217,409	1,269,248	1,327,301	4.6	23,964	25,332	25,819	26,676	27,687	28,834	
Illinois.....	318,411	340,996	348,839	359,586	370,512	389,238	5.1	25,763	27,412	27,866	28,572	29,292	30,616	14
Indiana.....	134,237	144,059	146,577	153,293	160,729	169,197	5.3	22,206	23,647	23,920	24,892	25,926	27,125	33
Michigan.....	238,508	253,237	260,068	267,669	281,970	290,423	3.0	24,099	25,435	25,995	26,654	27,967	28,719	19
Ohio.....	262,576	275,725	280,988	293,375	306,819	320,637	4.5	23,164	24,263	24,674	25,711	26,825	27,981	25
Wisconsin.....	123,910	131,663	136,860	143,485	149,219	157,806	5.8	23,236	24,498	25,317	26,374	27,258	28,645	22
Plains	444,820	473,377	489,385	512,124	535,663	568,808	6.2	23,251	24,564	25,259	26,299	27,349	28,676	
Iowa.....	64,411	68,496	70,140	73,549	75,508	82,115	8.8	22,076	23,390	23,926	25,061	25,666	27,794	35
Kansas.....	61,000	64,751	67,684	69,753	72,198	76,044	5.3	22,775	24,047	25,057	25,712	26,497	27,799	30
Minnesota.....	125,656	134,132	138,730	145,194	151,724	161,709	6.6	25,784	27,187	27,826	28,894	29,960	31,702	11
Missouri.....	124,279	132,734	136,441	145,259	151,552	158,910	4.9	22,345	23,676	24,181	25,575	26,499	27,614	29
Nebraska.....	39,508	41,271	43,184	44,182	47,344	49,474	4.5	23,175	24,090	25,124	25,591	27,249	28,316	23
North Dakota.....	13,441	14,487	14,763	15,462	16,878	18,423	9.1	20,863	22,596	23,200	24,396	26,647	29,041	27
South Dakota.....	16,524	17,505	18,443	18,726	20,459	22,133	6.2	22,019	23,163	24,325	24,624	26,747	28,711	26
Southeast	1,498,498	1,604,611	1,682,999	1,768,405	1,848,763	1,964,986	6.3	21,854	23,090	23,943	24,861	25,680	26,922	
Alabama.....	89,022	93,705	98,257	103,724	108,849	115,139	5.8	20,095	21,046	21,991	23,147	24,169	25,416	40
Arkansas.....	49,720	51,897	55,026	57,325	60,538	64,558	6.6	18,749	19,375	20,439	21,173	22,193	23,453	49
Florida.....	370,488	398,172	418,855	441,310	462,587	496,085	7.2	23,509	24,810	25,612	26,456	27,212	28,515	24
Georgia.....	182,606	197,964	207,824	216,592	224,591	237,431	5.7	22,695	24,054	24,767	25,363	25,885	26,891	34
Kentucky.....	79,693	86,423	88,537	93,842	98,121	103,354	5.3	19,834	21,344	21,765	22,944	23,826	25,259	42
Louisiana.....	87,655	91,957	98,406	103,893	108,155	114,051	5.5	19,650	20,574	22,032	23,206	24,068	25,256	41
Mississippi.....	51,020	53,940	56,692	59,115	62,463	66,256	6.1	18,038	18,935	19,834	20,615	21,669	22,823	50
North Carolina.....	175,967	189,004	195,424	203,373	211,212	224,052	6.1	22,136	23,396	23,837	24,468	25,081	26,232	37
South Carolina.....	80,438	86,509	89,602	94,114	98,435	103,745	5.4	20,238	21,501	22,063	22,922	23,727	24,712	43
Tennessee.....	125,704	133,501	138,817	146,796	154,703	164,013	6.0	22,293	23,409	24,150	25,343	26,467	27,794	31
Virginia.....	172,650	186,232	198,134	209,376	218,544	233,323	6.8	24,664	26,215	27,574	28,786	29,672	31,277	12
West Virginia.....	33,535	35,308	37,425	38,943	40,563	42,980	6.0	18,509	19,535	20,771	21,572	22,393	23,676	48
Southwest	685,463	748,309	789,375	816,532	852,362	906,867	6.4	22,236	23,838	24,722	25,120	25,776	26,941	
Arizona.....	105,330	115,336	121,547	130,136	137,388	148,017	7.7	20,966	22,326	22,947	23,926	24,625	25,770	38
New Mexico.....	33,777	35,661	39,388	40,552	42,704	45,544	6.7	18,681	19,578	21,496	21,859	22,732	23,929	47
Oklahoma.....	68,353	74,327	79,731	81,319	84,825	89,837	5.9	19,887	21,517	23,000	23,313	24,191	25,496	39
Texas.....	478,003	522,986	548,709	564,524	587,445	623,469	6.1	23,251	24,965	25,719	25,987	26,577	27,722	28
Rocky Mountain	206,559	226,461	242,403	252,419	261,832	278,472	6.4	22,713	24,436	25,705	26,374	27,029	28,366	
Colorado.....	109,656	122,175	130,976	135,318	139,807	148,198	6.0	25,948	28,235	29,584	30,083	30,743	32,207	7
Idaho.....	25,498	27,240	28,945	31,059	32,206	34,403	6.8	19,988	20,959	21,908	23,123	23,559	24,692	44
Montana.....	17,131	18,281	19,835	20,102	21,108	22,555	6.9	19,087	20,233	21,887	22,074	22,989	24,334	45
Utah.....	42,941	46,661	49,627	52,113	54,052	57,629	6.6	19,488	20,801	21,755	22,465	22,980	24,122	46
Wyoming.....	11,333	12,105	13,019	13,827	14,659	15,688	7.0	23,044	24,497	26,348	27,699	29,194	30,972	15
Far West	1,160,267	1,251,686	1,308,485	1,380,299	1,438,877	1,534,307	6.6	24,949	26,517	27,289	28,388	29,188	30,720	
Alaska.....	15,577	16,582	17,801	18,848	19,597	20,616	5.2	24,932	26,425	28,148	29,412	30,228	31,454	9
California.....	840,397	908,421	949,844	1,002,895	1,044,981	1,111,433	6.2	25,087	26,716	27,506	28,664	29,467	30,964	13
Hawaii.....	28,625	30,111	30,701	32,433	34,086	36,380	6.7	23,651	24,842	25,124	26,272	27,296	28,808	21
Nevada.....	49,043	53,123	56,117	59,715	64,501	70,457	9.2	25,349	26,322	26,783	27,540	28,767	30,177	16
Oregon.....	76,895	82,019	85,137	88,229	90,684	95,544	5.4	22,657	23,905	24,506	25,042	25,442	26,580	36
Washington.....	149,729	161,429	168,885	178,179	185,029	199,877	8.0	25,627	27,309	28,182	29,368	30,178	32,219	10

r Revised.
p Preliminary.
1. Per capita disposable personal income was computed using midyear population estimates of the Bureau of the Census.
2. Percent change was calculated from unrounded data.

NOTE. The personal income level shown for the United States is derived as the sum of the state estimates. It differs from the estimate of personal income in the national income and product accounts because of differences in coverage, in the methodologies used to prepare the estimates, and in the timing of the availability of source data.

Table 4. Personal Income by Major Source and
 [Millions of

Item	Line	United States			Alabama			Alaska			Arizona		
		2002 ¹	2003 ¹	2004 ²	2002 ¹	2003 ¹	2004 ²	2002 ¹	2003 ¹	2004 ²	2002 ¹	2003 ¹	2004 ²
Income by place of residence													
Personal income (lines 4-11)	1	8,869,809	9,151,694	9,672,205	114,693	119,373	125,918	20,880	21,531	22,582	145,114	151,933	163,365
Population (thousands) ²	2	287,941	290,789	293,655	4,481	4,504	4,530	641	648	655	5,439	5,579	5,744
Per capita personal income (dollars) ³	3	30,804	31,472	32,937	25,595	26,505	27,795	32,582	33,213	34,454	26,680	27,232	28,442
Derivation of personal income													
Earnings by place of work (lines 12-18 or 19-30)	4	6,830,993	7,113,751	7,535,137	83,044	87,330	92,113	17,003	17,872	18,920	108,775	114,694	124,463
Less: Contributions for government social insurance ⁴	5	746,996	771,715	818,542	9,525	9,912	10,452	1,711	1,779	1,883	12,070	12,648	13,752
Employer and self-employed contributions for government social insurance	6	384,018	395,911	419,679	5,007	5,206	5,490	835	876	926	6,269	6,589	7,169
Employer contributions for government social insurance	7	362,978	375,804	398,862	4,518	4,707	4,962	876	903	956	5,801	6,060	6,583
Plus: Adjustment for residence ⁵	8	-1,162	-1,194	-1,276	1,250	1,291	1,363	-988	-1,005	-1,068	549	570	600
Equals: Net earnings by place of residence	9	6,082,835	6,340,842	6,715,320	74,769	78,709	83,025	14,304	15,088	15,969	97,254	102,615	111,312
Plus: Dividends, interest, and rent ⁶	10	1,504,451	1,475,529	1,550,949	19,402	19,101	19,854	3,230	3,171	3,311	26,281	26,028	27,309
Plus: Personal current transfer receipts	11	1,282,523	1,335,323	1,405,936	20,522	21,563	23,039	3,346	3,272	3,302	21,579	23,290	24,744
Earnings by place of work													
Components of earnings:													
Wage and salary disbursements	12	4,972,345	5,098,695	5,351,143	60,586	62,577	65,300	11,856	12,328	12,883	79,973	83,721	90,217
Supplements to wages and salaries	13	1,087,015	1,177,630	1,266,240	14,114	15,518	16,521	3,096	3,353	3,669	16,327	17,834	19,764
Employer contributions for employee pension and insurance funds	14	724,037	801,826	867,377	9,596	10,811	11,559	2,220	2,450	2,713	10,525	11,775	13,181
Employer contributions for government social insurance	15	362,978	375,804	398,862	4,518	4,707	4,962	876	903	956	5,801	6,060	6,583
Proprietors' income ⁷	16	771,633	837,426	917,754	8,544	9,235	10,292	2,051	2,191	2,367	12,476	13,138	14,482
Farm	17	11,709	25,159	33,473	634	1,016	1,387	5	4	3	703	455	488
Nonfarm	18	759,924	812,267	884,281	7,710	8,219	8,904	2,046	2,187	2,364	11,773	12,684	13,994
Earnings by industry													
Farm earnings	19	32,257	45,594	54,785	815	1,146	1,522	16	14	13	1,079	861	913
Nonfarm earnings	20	6,798,736	7,068,157	7,480,352	82,229	86,185	90,591	16,987	17,858	18,906	107,696	113,832	123,550
Private earnings	21	5,684,856	5,904,169	6,269,375	65,475	68,484	72,407	11,704	12,263	13,054	89,437	94,358	102,751
Forestry, fishing, related activities, and other ⁸	22	26,435	26,962	28,117	636	639	665	270	272	278	445	445	470
Mining	23	54,264	56,509	63,073	680	676	708	1,197	1,093	1,170	647	652	715
Oil and gas extraction	24	27,076	28,402	(n.a.)	130	148	(n.a.)	512	452	(n.a.)	43	(D)	(n.a.)
Mining, except oil and gas	25	15,266	15,368	(n.a.)	494	473	(n.a.)	132	136	(n.a.)	585	587	(n.a.)
Support activities for mining	26	11,922	12,739	(n.a.)	56	55	(n.a.)	553	506	(n.a.)	19	(D)	(n.a.)
Utilities	27	71,428	73,585	78,071	1,253	1,407	1,497	185	194	207	1,012	1,069	1,116
Construction	28	413,862	430,782	463,816	5,148	5,374	5,809	1,328	1,476	1,570	9,185	9,731	10,912
Manufacturing	29	925,361	954,525	983,917	15,023	15,527	16,146	613	681	739	11,955	12,238	12,861
Durable-goods manufacturing	30	593,412	614,026	630,647	8,810	9,320	9,759	(D)	132	141	10,174	10,372	10,915
Wood product manufacturing	31	22,259	22,356	(n.a.)	837	793	(n.a.)	14	12	(n.a.)	250	269	(n.a.)
Nonmetallic mineral product manufacturing	32	27,328	27,325	(n.a.)	439	447	(n.a.)	25	29	(n.a.)	404	417	(n.a.)
Primary metal manufacturing	33	31,417	31,128	(n.a.)	1,175	1,176	(n.a.)	(D)	(D)	(n.a.)	233	230	(n.a.)
Fabricated metal product manufacturing	34	77,135	77,061	(n.a.)	1,213	1,255	(n.a.)	20	22	(n.a.)	871	882	(n.a.)
Machinery manufacturing	35	75,305	75,537	(n.a.)	609	607	(n.a.)	5	4	(n.a.)	467	479	(n.a.)
Computer and electronic product manufacturing	36	125,263	124,396	(n.a.)	833	909	(n.a.)	(D)	(D)	(n.a.)	4,367	4,285	(n.a.)
Electrical equipment and appliance mfg.	37	27,616	27,415	(n.a.)	302	299	(n.a.)	1	1	(n.a.)	126	124	(n.a.)
Motor vehicle manufacturing	38	86,704	105,819	(n.a.)	1,494	1,979	(n.a.)	1	(D)	(n.a.)	(D)	(D)	(n.a.)
Transportation equipment mfg. excl. motor vehicles	39	52,503	54,441	(n.a.)	1,054	1,007	(n.a.)	10	(D)	(n.a.)	(D)	(D)	(n.a.)
Furniture and related product manufacturing	40	23,136	22,975	(n.a.)	448	458	(n.a.)	4	5	(n.a.)	282	298	(n.a.)
Miscellaneous manufacturing	41	44,746	45,573	(n.a.)	405	390	(n.a.)	16	16	(n.a.)	539	565	(n.a.)
Nondurable-goods manufacturing	42	331,949	340,499	353,271	6,214	6,207	6,386	(D)	549	598	1,782	1,866	1,946
Food manufacturing	43	66,170	68,256	(n.a.)	1,128	1,117	(n.a.)	302	347	(n.a.)	338	389	(n.a.)
Beverage and tobacco product manufacturing	44	15,213	15,407	(n.a.)	154	168	(n.a.)	6	7	(n.a.)	173	194	(n.a.)
Textile mills	45	11,499	10,651	(n.a.)	534	484	(n.a.)	(D)	(D)	(n.a.)	31	32	(n.a.)
Textile product mills	46	6,881	6,835	(n.a.)	390	392	(n.a.)	3	(D)	(n.a.)	35	43	(n.a.)
Apparel manufacturing	47	12,384	11,751	(n.a.)	537	511	(n.a.)	(D)	1	(n.a.)	21	18	(n.a.)
Leather and allied product manufacturing	48	2,084	2,162	(n.a.)	4	4	(n.a.)	(D)	(D)	(n.a.)	23	23	(n.a.)
Paper manufacturing	49	35,067	34,605	(n.a.)	1,203	1,214	(n.a.)	(D)	(D)	(n.a.)	149	160	(n.a.)
Printing and related support activities	50	35,963	35,453	(n.a.)	338	336	(n.a.)	20	20	(n.a.)	362	338	(n.a.)
Petroleum and coal products manufacturing	51	19,549	24,194	(n.a.)	218	291	(n.a.)	72	85	(n.a.)	74	83	(n.a.)
Chemical manufacturing	52	87,500	91,395	(n.a.)	969	962	(n.a.)	(D)	(D)	(n.a.)	292	309	(n.a.)
Plastics and rubber products manufacturing	53	39,639	39,790	(n.a.)	737	728	(n.a.)	(D)	(D)	(n.a.)	284	277	(n.a.)
Wholesale trade	54	352,479	365,248	387,439	4,044	4,183	4,492	327	333	357	5,779	5,921	6,494
Retail trade	55	470,024	483,598	500,698	6,400	6,644	6,892	1,185	1,239	1,286	9,006	9,519	10,239
Transportation and warehousing	56	228,267	231,926	244,582	2,568	2,645	2,817	1,153	1,187	1,270	3,389	3,524	3,836
Air transportation	57	38,702	36,665	(n.a.)	46	46	(n.a.)	381	412	(n.a.)	885	933	(n.a.)
Rail transportation	58	16,438	16,200	(n.a.)	(D)	(D)	(n.a.)	-2	-1	(n.a.)	229	225	(n.a.)
Water transportation	59	3,826	4,007	(n.a.)	24	33	(n.a.)	54	60	(n.a.)	(D)	(D)	(n.a.)
Truck transportation	60	72,388	73,258	(n.a.)	1,333	1,341	(n.a.)	158	163	(n.a.)	977	988	(n.a.)
Transit and ground passenger transportation	61	10,991	11,313	(n.a.)	41	42	(n.a.)	38	38	(n.a.)	192	190	(n.a.)
Pipeline transportation	62	7,272	7,595	(n.a.)	71	74	(n.a.)	(D)	(D)	(n.a.)	30	30	(n.a.)
Scenic and sightseeing transportation	63	979	988	(n.a.)	3	3	(n.a.)	57	56	(n.a.)	19	21	(n.a.)
Support activities for transportation	64	33,018	33,829	(n.a.)	354	353	(n.a.)	159	158	(n.a.)	423	423	(n.a.)
Couriers and messengers	65	23,755	25,820	(n.a.)	(D)	(D)	(n.a.)	(D)	(D)	(n.a.)	(D)	(D)	(n.a.)
Warehousing and storage	66	20,898	22,251	(n.a.)	232	277	(n.a.)	9	10	(n.a.)	302	342	(n.a.)
Information	67	272,747	276,104	293,577	1,884	1,771	1,882	416	428	458	2,994	2,987	3,121
Publishing industries, except Internet	68	72,428	72,158	(n.a.)	337	354	(n.a.)	51	52	(n.a.)	747	748	(n.a.)
Motion picture and sound recording industries	69	26,326	26,582	(n.a.)	35	37	(n.a.)	10	10	(n.a.)	83	86	(n.a.)
Broadcasting, except Internet	70	58,325	64,700	(n.a.)	322	291	(n.a.)	63	66	(n.a.)	487	526	(n.a.)
Internet publishing and broadcasts	71	3,171	3,098	(n.a.)	7	8	(n.a.)	(D)	1	(n.a.)	18	23	(n.a.)
Telecommunications	72	80,235	78,013	(n.a.)	1,047	971	(n.a.)	281	288	(n.a.)	1,161	1,143	(n.a.)
ISPs, search portals, and data processing	73	30,296	29,501	(n.a.)	132	106	(n.a.)	9	10	(n.a.)	477	439	(n.a.)
Other information services	74	1,966	2,052	(n.a.)	3	3	(n.a.)	(D)	2	(n.a.)	22	23	(n.a.)
Finance and insurance	75	508,722	531,843	580,387	3,971	4,317	4,596	512	554	582	7,107	7,842	8,419
Real estate and rental and leasing	76	159,960	175,768	196,979	1,394	1,533	1,682	267	299	336	3,584	3,934	4,507
Professional and technical services	77	633,597	647,068	687,149	6,223	6,756	7,139	913	948	1,010	8,480	8,679	9,557
Management of companies and enterprises	78	139,996	145,304	162,525	588	655	769	115	85	96	1,332	1,496	1,869
Administrative and waste services	79	246,718	254,628	273,867	2,292	2,421							

Earnings by Industry, 2002–2004¹ —Continues
dollars]

Arkansas			California			Colorado			Connecticut			Delaware			District of Columbia			Line
2002 ^r	2003 ^r	2004 ^p	2002 ^r	2003 ^r	2004 ^p	2002 ^r	2003 ^r	2004 ^p	2002 ^r	2003 ^r	2004 ^p	2002 ^r	2003 ^r	2004 ^p	2002 ^r	2003 ^r	2004 ^p	
63,545	66,515	70,810	1,149,183	1,184,997	1,256,959	153,962	157,171	165,943	147,082	149,843	159,055	26,670	27,981	29,778	26,203	27,014	28,674	1
2,708	2,728	2,753	34,988	35,463	35,894	4,498	4,548	4,601	3,459	3,487	3,504	806	818	830	565	558	554	2
23,470	24,384	25,725	32,845	33,415	35,019	34,228	34,561	36,063	42,521	42,972	45,398	33,085	34,199	35,861	46,407	48,446	51,803	3
46,232	49,149	52,617	901,338	938,456	999,569	124,451	127,784	134,989	112,868	116,346	124,032	22,482	23,659	25,262	55,224	57,449	60,960	4
5,508	5,740	6,128	96,872	100,231	106,875	12,043	12,206	12,846	11,538	11,753	12,480	2,434	2,531	2,708	5,306	5,573	5,927	5
2,869	2,972	3,167	50,630	52,381	55,802	6,367	6,455	6,792	5,848	5,959	6,350	1,246	1,297	1,387	2,538	2,678	2,866	6
2,639	2,768	2,961	46,242	47,850	51,073	5,676	5,751	6,054	5,690	5,793	6,130	1,188	1,234	1,321	2,768	2,896	3,061	7
-375	-361	-399	-308	-283	-298	341	355	383	4,353	4,121	4,405	-1,889	-1,936	-2,093	-31,326	-32,620	-34,501	8
40,349	43,048	46,090	804,157	837,942	892,395	112,749	115,933	122,527	105,683	108,715	115,958	18,159	19,192	20,462	18,592	19,255	20,532	9
10,471	10,270	10,791	198,683	193,939	203,876	26,668	26,105	27,625	24,443	23,790	25,078	4,904	4,947	5,269	4,314	4,382	4,596	10
12,725	13,198	13,929	146,343	153,116	160,687	14,544	15,133	15,791	16,956	17,339	18,020	3,607	3,842	4,047	3,298	3,377	3,546	11
33,373	34,347	36,217	642,092	658,458	693,763	86,807	87,747	91,436	80,221	81,717	86,432	16,852	17,463	18,494	40,990	42,652	45,120	12
7,865	8,540	9,265	135,687	146,143	159,287	18,455	19,430	20,917	17,001	18,065	19,554	3,652	4,024	4,315	11,115	11,465	12,268	13
5,226	5,771	6,304	89,445	98,292	108,213	12,779	13,679	14,862	11,311	12,272	13,424	2,465	2,790	2,995	8,348	8,569	9,207	14
2,639	2,768	2,961	46,242	47,850	51,073	5,676	5,751	6,054	5,690	5,793	6,130	1,188	1,234	1,321	2,768	2,896	3,061	15
4,993	6,262	7,136	123,558	133,856	146,519	19,189	20,607	22,636	15,646	16,564	18,046	1,978	2,172	2,453	3,119	3,332	3,572	16
277	1,229	1,633	2,636	3,790	4,021	118	285	292	3	7	-14	16	72	180	0	0	0	17
4,716	5,033	5,503	120,922	130,066	142,498	19,072	20,321	22,344	15,643	16,557	18,060	1,962	2,100	2,293	3,119	3,332	3,572	18
563	1,503	1,917	7,907	8,479	8,927	524	724	749	150	185	171	56	120	209	0	0	0	19
45,669	47,646	50,700	893,431	929,977	990,641	123,927	127,061	134,240	112,718	116,161	123,861	22,426	23,540	25,053	55,224	57,449	60,960	20
37,588	39,016	41,487	750,505	782,080	838,542	105,063	107,270	113,584	98,749	102,005	109,098	19,242	20,194	21,537	32,347	33,736	36,546	21
533	526	537	5,543	5,731	5,871	218	225	238	71	70	73	20	20	22	(D)	1,069	1,350	22
326	345	390	2,373	2,480	2,879	2,029	2,129	2,732	141	151	167	24	26	28	(D)	11	8	23
154	163	(n.a.)	1,346	1,459	(n.a.)	1,270	1,387	(n.a.)	48	52	(n.a.)	(D)	(D)	(n.a.)	10	(D)	(n.a.)	24
115	117	(n.a.)	488	500	(n.a.)	472	415	(n.a.)	9	97	(n.a.)	(D)	(D)	(n.a.)	(D)	(L)	(n.a.)	25
57	65	(n.a.)	538	522	(n.a.)	287	327	(n.a.)	2	2	(n.a.)	(D)	(D)	(n.a.)	(D)	(D)	(n.a.)	26
499	529	572	8,458	9,120	10,131	972	982	1,075	1,184	1,269	1,580	257	242	246	(D)	247	266	27
2,577	2,489	2,664	55,077	58,288	65,452	10,525	10,390	10,982	5,953	6,151	6,977	1,365	1,423	1,606	761	815	799	28
8,710	8,924	9,255	113,278	115,869	121,732	10,835	10,916	11,140	16,573	16,712	17,502	2,455	2,827	2,783	(D)	251	273	29
4,768	4,889	5,026	80,268	80,867	84,605	7,799	7,785	7,928	11,686	11,820	12,470	1,177	1,305	1,227	(D)	107	118	30
520	528	(n.a.)	1,756	1,778	(n.a.)	192	195	(n.a.)	102	100	(n.a.)	17	18	(n.a.)	(D)	(D)	(n.a.)	31
209	213	(n.a.)	2,546	2,594	(n.a.)	564	540	(n.a.)	190	181	(n.a.)	49	47	(n.a.)	7	7	(n.a.)	32
471	474	(n.a.)	1,614	1,593	(n.a.)	149	152	(n.a.)	356	322	(n.a.)	63	63	(n.a.)	3	3	(n.a.)	33
776	772	(n.a.)	7,476	7,339	(n.a.)	824	817	(n.a.)	2,031	2,025	(n.a.)	113	106	(n.a.)	7	7	(n.a.)	34
619	615	(n.a.)	7,163	7,316	(n.a.)	563	542	(n.a.)	1,570	1,545	(n.a.)	42	33	(n.a.)	6	5	(n.a.)	35
234	252	(n.a.)	37,213	37,027	(n.a.)	3,576	3,517	(n.a.)	1,273	1,181	(n.a.)	218	245	(n.a.)	61	55	(n.a.)	36
595	617	(n.a.)	2,325	2,196	(n.a.)	140	140	(n.a.)	945	979	(n.a.)	67	65	(n.a.)	(D)	(D)	(n.a.)	37
434	(D)	(n.a.)	2,589	2,996	(n.a.)	156	186	(n.a.)	(D)	(D)	(n.a.)	(D)	(D)	(n.a.)	(D)	(D)	(n.a.)	38
288	(D)	(n.a.)	8,156	8,288	(n.a.)	730	761	(n.a.)	(D)	(D)	(n.a.)	(D)	(D)	(n.a.)	(D)	(D)	(n.a.)	39
310	298	(n.a.)	2,643	2,540	(n.a.)	317	320	(n.a.)	169	166	(n.a.)	49	40	(n.a.)	8	8	(n.a.)	40
311	298	(n.a.)	6,788	7,200	(n.a.)	587	615	(n.a.)	1,213	1,220	(n.a.)	134	132	(n.a.)	9	9	(n.a.)	41
3,943	4,034	4,229	33,010	35,002	37,127	3,036	3,131	3,212	4,887	4,892	5,031	1,278	1,522	1,556	(D)	144	155	42
1,658	1,712	(n.a.)	7,191	7,677	(n.a.)	802	788	(n.a.)	358	353	(n.a.)	292	305	(n.a.)	20	21	(n.a.)	43
70	77	(n.a.)	2,876	2,980	(n.a.)	499	519	(n.a.)	227	271	(n.a.)	(D)	(D)	(n.a.)	(D)	(D)	(n.a.)	44
22	20	(n.a.)	535	471	(n.a.)	8	7	(n.a.)	63	59	(n.a.)	49	65	(n.a.)	(D)	(D)	(n.a.)	45
68	70	(n.a.)	619	631	(n.a.)	59	68	(n.a.)	50	56	(n.a.)	6	7	(n.a.)	(D)	(D)	(n.a.)	46
70	58	(n.a.)	3,045	3,028	(n.a.)	45	48	(n.a.)	64	53	(n.a.)	28	14	(n.a.)	1	1	(n.a.)	47
55	72	(n.a.)	212	195	(n.a.)	42	45	(n.a.)	19	49	(n.a.)	(D)	(D)	(n.a.)	0	0	(n.a.)	48
760	757	(n.a.)	1,968	1,944	(n.a.)	173	196	(n.a.)	523	547	(n.a.)	107	95	(n.a.)	2	1	(n.a.)	49
193	193	(n.a.)	4,053	3,846	(n.a.)	458	436	(n.a.)	679	653	(n.a.)	44	40	(n.a.)	68	63	(n.a.)	50
75	97	(n.a.)	2,110	2,776	(n.a.)	113	142	(n.a.)	49	59	(n.a.)	99	99	(n.a.)	8	10	(n.a.)	51
398	400	(n.a.)	7,555	8,695	(n.a.)	531	568	(n.a.)	2,413	2,349	(n.a.)	541	751	(n.a.)	(D)	(D)	(n.a.)	52
574	579	(n.a.)	2,848	2,759	(n.a.)	307	313	(n.a.)	443	443	(n.a.)	98	106	(n.a.)	(D)	(D)	(n.a.)	53
2,196	2,280	2,511	42,809	44,552	47,032	6,237	6,293	6,579	5,463	5,613	5,850	913	1,044	1,156	341	404	423	54
3,313	3,448	3,584	62,810	64,878	67,631	8,058	8,170	8,437	7,411	7,563	7,811	1,486	1,564	1,650	575	588	623	55
2,794	2,810	2,931	25,461	25,575	27,100	3,628	3,568	3,719	1,996	2,068	2,203	464	474	559	(D)	384	379	56
79	80	(n.a.)	4,297	3,758	(n.a.)	1,025	911	(n.a.)	124	123	(n.a.)	15	18	(n.a.)	22	20	(n.a.)	57
282	(D)	(n.a.)	1,067	(D)	(n.a.)	(D)	(D)	(n.a.)	(D)	(D)	(n.a.)	80	80	(n.a.)	(D)	(D)	(n.a.)	58
(D)	(D)	(n.a.)	395	406	(n.a.)	(D)	(D)	(n.a.)	103	102	(n.a.)	2	2	(n.a.)	7	7	(n.a.)	59
1,621	1,581	(n.a.)	7,076	7,141	(n.a.)	919	909	(n.a.)	450	442	(n.a.)	162	158	(n.a.)	13	13	(n.a.)	60
(D)	22	(n.a.)	1,182	1,171	(n.a.)	156	155	(n.a.)	363	344	(n.a.)	36	36	(n.a.)	48	49	(n.a.)	61
97	103	(n.a.)	452	509	(n.a.)	146	145	(n.a.)	22	26	(n.a.)	(D)	(D)	(n.a.)	9	7	(n.a.)	62
3	3	(n.a.)	168	165	(n.a.)	18	20	(n.a.)	7	8	(n.a.)	1	1	(n.a.)	4	(D)	(n.a.)	63
247	266	(n.a.)	5,324	5,534	(n.a.)	366	365	(n.a.)	316	330	(n.a.)	72	72	(n.a.)	36	42	(n.a.)	64
(D)	134	(n.a.)	2,965	(D)	(n.a.)	366	395	(n.a.)	(D)	(D)	(n.a.)	(D)	(D)	(n.a.)	(D)	(D)	(n.a.)	65
321	343	(n.a.)	2,534	2,655	(n.a.)	369	410	(n.a.)	253	275	(n.a.)	37	45	(n.a.)	(D)	(D)	(n.a.)	66
1,490	1,613	1,782	50,440	51,044	57,492	10,671	10,905	11,132	3,515	3,611	3,912	528	521	539	2,527	2,576	2,739	67
222	228	(n.a.)	10,219	9,916	(n.a.)	2,407	2,369	(n.a.)										

Table 4. Personal Income by Major Source and

[Millions of

Item	Line	Florida			Georgia			Hawaii			Idaho		
		2002 ¹	2003 ²	2004 ³	2002 ¹	2003 ²	2004 ³	2002 ¹	2003 ²	2004 ³	2002 ¹	2003 ²	2004 ³
Income by place of residence													
Personal income (lines 4-11)	1	492,912	511,641	547,222	245,000	251,621	265,330	36,482	38,013	40,613	34,381	35,409	37,755
Population (thousands) ²	2	16,681	16,999	17,397	8,540	8,676	8,829	1,235	1,249	1,263	1,343	1,367	1,393
Per capita personal income (dollars) ³	3	29,549	30,098	31,455	28,689	29,000	30,051	29,552	30,441	32,160	25,597	25,902	27,098
Derivation of personal income													
Earnings by place of work (lines 12-18 or 19-90)	4	328,072	345,927	372,979	197,082	204,699	215,700	28,541	30,295	32,619	25,163	26,068	27,965
Less: Contributions for government social insurance ⁴	5	37,065	38,914	42,170	20,532	21,002	22,132	2,969	3,179	3,446	2,807	2,892	3,101
Employer and self-employed contributions for government social insurance	6	19,809	20,803	22,545	10,818	11,095	11,698	1,506	1,590	1,714	1,372	1,421	1,525
Employer contributions for government social insurance	7	17,256	18,112	19,625	9,713	9,907	10,434	1,463	1,589	1,732	1,434	1,472	1,576
Plus: Adjustment for residence ⁵	8	1,533	1,531	1,583	-763	-734	-747	0	0	0	537	562	588
Equals: Net earnings by place of residence	9	292,540	308,543	332,392	175,788	182,963	192,821	25,572	27,116	29,173	22,893	23,737	25,452
Plus: Dividends, interest, and rent ⁶	10	120,123	118,726	122,464	36,765	36,017	37,960	6,228	6,054	6,339	6,533	6,454	6,830
Plus: Personal current transfer receipts	11	80,248	84,372	92,366	32,448	32,640	34,549	4,682	4,843	5,100	4,955	5,218	5,473
Earnings by place of work													
Wage and salary disbursements	12	246,967	258,343	277,227	144,409	147,490	154,008	20,886	21,951	23,428	17,177	17,679	18,784
Supplements to wages and salaries	13	51,969	56,364	62,409	31,256	33,398	35,855	5,252	5,738	6,375	4,005	4,283	4,694
Employer contributions for employee pension and insurance funds	14	34,713	38,252	42,784	21,543	23,491	25,421	3,788	4,149	4,643	2,570	2,811	3,177
Employer contributions for government social insurance	15	17,256	18,112	19,625	9,713	9,907	10,434	1,463	1,589	1,732	1,434	1,472	1,576
Proprietors' income ⁷	16	29,136	31,220	33,344	21,417	23,810	25,838	2,404	2,606	2,816	3,982	4,107	4,488
Farm	17	694	466	334	1,043	1,958	2,013	14	9	-1	586	484	523
Nonfarm	18	28,442	30,754	33,010	20,373	21,852	23,825	2,389	2,596	2,818	3,396	3,623	3,965
Earnings by industry													
Farm earnings	19	1,940	1,597	1,518	1,384	2,251	2,319	217	221	219	995	924	982
Nonfarm earnings	20	326,132	344,330	371,461	195,698	202,448	213,381	28,235	30,074	32,401	24,168	25,144	26,983
Private earnings	21	272,795	287,785	311,073	163,342	168,089	177,594	19,432	20,757	22,478	19,455	20,196	21,727
Forestry, fishing, related activities, and other ⁸	22	1,647	1,696	1,800	737	741	744	70	68	66	396	406	428
Mining	23	433	437	465	493	509	537	37	43	51	112	124	135
Oil and gas extraction	24	91	87	(n.a.)	(D)	(D)	(n.a.)	1	(n.a.)	(D)	(D)	(D)	(n.a.)
Mining, except oil and gas	25	330	337	(n.a.)	463	474	(n.a.)	36	(D)	(n.a.)	105	116	(n.a.)
Support activities for mining	26	12	13	(n.a.)	(D)	(D)	(n.a.)	(L)	(D)	(n.a.)	(D)	(D)	(n.a.)
Utilities	27	2,951	3,079	2,965	2,713	2,821	2,917	240	265	282	338	306	321
Construction	28	21,689	23,667	27,232	11,346	11,881	12,685	1,844	2,038	2,210	1,978	2,053	2,294
Manufacturing	29	22,005	22,406	23,383	24,273	24,403	25,561	760	795	870	3,383	3,426	3,576
Durable-goods manufacturing	30	15,076	15,233	15,931	11,597	11,764	12,266	(D)	(D)	(D)	2,312	2,343	2,464
Wood product manufacturing	31	696	721	(n.a.)	1,007	913	(n.a.)	(D)	(D)	(n.a.)	357	352	(n.a.)
Nonmetallic mineral product manufacturing	32	1,068	1,091	(n.a.)	915	945	(n.a.)	76	80	(n.a.)	63	70	(n.a.)
Primary metal manufacturing	33	248	233	(n.a.)	548	511	(n.a.)	25	25	(n.a.)	14	19	(n.a.)
Fabricated metal product manufacturing	34	1,575	1,624	(n.a.)	1,132	1,134	(n.a.)	21	24	(n.a.)	144	152	(n.a.)
Machinery manufacturing	35	1,561	1,547	(n.a.)	1,240	1,269	(n.a.)	3	3	(n.a.)	138	132	(n.a.)
Computer and electronic product manufacturing	36	4,069	3,915	(n.a.)	1,313	1,166	(n.a.)	(D)	(D)	(n.a.)	1,300	1,297	(n.a.)
Electrical equipment and appliance mfg.	37	452	442	(n.a.)	1,116	1,055	(n.a.)	(D)	(D)	(n.a.)	15	17	(n.a.)
Motor vehicle manufacturing	38	657	813	(n.a.)	1,335	1,617	(n.a.)	(D)	(D)	(n.a.)	(D)	(D)	(n.a.)
Transportation equipment mfg. excl. motor vehicles	39	2,116	2,161	(n.a.)	1,521	1,682	(n.a.)	(D)	(D)	(n.a.)	(D)	(D)	(n.a.)
Furniture and related product manufacturing	40	687	720	(n.a.)	509	511	(n.a.)	28	30	(n.a.)	77	75	(n.a.)
Miscellaneous manufacturing	41	1,947	1,967	(n.a.)	961	960	(n.a.)	49	53	(n.a.)	105	111	(n.a.)
Non-durable-goods manufacturing	42	6,929	7,172	7,452	12,676	12,639	13,295	(D)	(D)	(D)	1,071	1,083	1,112
Food manufacturing	43	1,582	1,600	(n.a.)	2,973	3,092	(n.a.)	203	208	(n.a.)	624	632	(n.a.)
Beverage and tobacco product manufacturing	44	707	729	(n.a.)	527	514	(n.a.)	39	41	(n.a.)	23	23	(n.a.)
Textile mills	45	94	87	(n.a.)	1,548	1,487	(n.a.)	(D)	3	(n.a.)	(D)	(D)	(n.a.)
Textile product mills	46	173	179	(n.a.)	1,486	1,458	(n.a.)	4	6	(n.a.)	9	8	(n.a.)
Apparel manufacturing	47	299	276	(n.a.)	298	296	(n.a.)	35	34	(n.a.)	5	5	(n.a.)
Leather and allied product manufacturing	48	53	50	(n.a.)	13	11	(n.a.)	1	(D)	(n.a.)	4	4	(n.a.)
Paper manufacturing	49	701	715	(n.a.)	1,796	1,644	(n.a.)	44	48	(n.a.)	141	138	(n.a.)
Printing and related support activities	50	1,081	1,061	(n.a.)	1,091	1,064	(n.a.)	62	64	(n.a.)	67	71	(n.a.)
Petroleum and coal products manufacturing	51	161	224	(n.a.)	101	135	(n.a.)	72	90	(n.a.)	(D)	(D)	(n.a.)
Chemical manufacturing	52	1,428	1,588	(n.a.)	1,792	1,859	(n.a.)	33	25	(n.a.)	123	123	(n.a.)
Plastics and rubber products manufacturing	53	651	663	(n.a.)	1,050	1,078	(n.a.)	9	10	(n.a.)	46	50	(n.a.)
Wholesale trade	54	18,099	19,030	20,561	13,607	13,757	14,559	838	904	960	1,119	1,137	1,220
Retail trade	55	27,589	28,529	30,024	13,455	13,728	14,070	1,962	2,097	2,282	2,092	2,189	2,312
Transportation and warehousing	56	10,784	10,881	11,448	9,025	9,175	9,633	1,176	1,206	1,290	768	787	839
Air transportation	57	2,291	2,051	(n.a.)	3,235	3,263	(n.a.)	555	550	(n.a.)	34	38	(n.a.)
Rail transportation	58	584	575	(n.a.)	514	507	(n.a.)	-4	-4	(n.a.)	(D)	(D)	(n.a.)
Water transportation	59	673	757	(n.a.)	15	13	(n.a.)	52	59	(n.a.)	(D)	(D)	(n.a.)
Truck transportation	60	2,352	2,359	(n.a.)	2,313	2,360	(n.a.)	131	137	(n.a.)	401	407	(n.a.)
Transit and ground passenger transportation	61	379	383	(n.a.)	118	125	(n.a.)	44	46	(n.a.)	28	30	(n.a.)
Pipeline transportation	62	23	24	(n.a.)	26	27	(n.a.)	4	4	(n.a.)	(D)	(D)	(n.a.)
Scenic and sightseeing transportation	63	81	81	(n.a.)	9	10	(n.a.)	124	124	(n.a.)	8	8	(n.a.)
Support activities for transportation	64	2,406	2,459	(n.a.)	929	993	(n.a.)	202	207	(n.a.)	67	65	(n.a.)
Couriers and messengers	65	1,135	1,288	(n.a.)	968	986	(n.a.)	47	55	(n.a.)	68	75	(n.a.)
Warehousing and storage	66	860	903	(n.a.)	897	890	(n.a.)	21	27	(n.a.)	43	47	(n.a.)
Information	67	11,617	11,943	12,844	11,874	12,156	12,798	717	701	798	404	421	489
Publishing industries, except Internet	68	2,320	2,449	(n.a.)	2,125	2,270	(n.a.)	200	196	(n.a.)	114	124	(n.a.)
Motion picture and sound recording industries	69	514	541	(n.a.)	253	249	(n.a.)	52	41	(n.a.)	13	13	(n.a.)
Broadcasting, except Internet	70	2,746	3,051	(n.a.)	3,805	4,285	(n.a.)	107	117	(n.a.)	81	85	(n.a.)
Internet publishing and broadcasts	71	125	116	(n.a.)	100	65	(n.a.)	5	7	(n.a.)	5	6	(n.a.)
Telecommunications	72	4,211	4,163	(n.a.)	4,236	3,896	(n.a.)	297	288	(n.a.)	173	176	(n.a.)
ISPs, search portals, and data processing	73	1,640	1,550	(n.a.)	1,335	1,368	(n.a.)	53	45	(n.a.)	15	15	(n.a.)
Other information services	74	60	73	(n.a.)	20	23	(n.a.)	2	8	(n.a.)	2	2	(n.a.)
Finance and insurance	75	22,271	24,021	26,241	11,956	12,507	13,459	1,145	1,172	1,287	977	1,055	1,127
Real estate and rental and leasing	76	9,542	10,694	11,619	4,678	5,091	5,724	647	728	804	470	532	619
Professional and technical services	77	28,253	29,384	32,184	17,190	17,450	18,088	1,752	1,878	1,985	2,121	2,203	2,350
Management of companies and enterprises	78	4,778	5,214	6,150	4,183	4,042	4,598	472	495	590	555	541	592
Administrative and waste services	79	23,109	24,273	25,945	7,923	8,288	9,048	1,137	1,248	1,333	789	868	976
Educational services	80	3,284	3,537	3,886	2,309	2,424	2,543	404	437	465	180	191	207
Health care and social assistance	81	34,531	37,043	39,790	15,130	16,118	17,191	2,548	2,733	2,932	2,238	2,385	2,563
Arts, entertainment, and recreation	82	6,401											

Earnings by Industry, 2002-2004¹—Continues
dollars]

Illinois			Indiana			Iowa			Kansas			Kentucky			Louisiana			Line
2002*	2003*	2004 ^P	2002*	2003*	2004 ^P	2002*	2003*	2004 ^P	2002*	2003*	2004 ^P	2002*	2003*	2004 ^P	2002*	2003*	2004 ^P	
409,140	416,978	436,731	172,185	178,786	187,714	81,745	83,375	90,289	78,268	80,213	84,282	105,429	109,442	114,881	114,457	118,236	124,551	1
12,585	12,649	12,714	6,158	6,200	6,238	2,935	2,942	2,954	2,713	2,725	2,736	4,090	4,118	4,146	4,477	4,494	4,516	2
32,510	32,965	34,351	27,960	28,838	30,094	27,854	28,340	30,560	28,850	29,438	30,811	25,777	26,575	27,709	25,565	26,312	27,581	3
321,893	329,775	346,122	129,824	136,799	143,792	60,363	62,691	68,887	59,140	61,432	64,913	77,703	82,078	86,038	82,866	87,144	91,513	4
34,425	35,101	36,832	14,540	15,048	15,935	7,034	7,349	7,838	6,651	6,807	7,213	8,848	9,139	9,604	8,102	8,362	8,756	5
17,623	17,871	18,716	7,644	7,854	8,298	3,703	3,839	4,079	3,457	3,520	3,722	4,505	4,671	4,920	4,295	4,444	4,658	6
16,802	17,230	18,116	6,896	7,194	7,637	3,331	3,511	3,759	3,194	3,287	3,491	4,343	4,468	4,685	3,807	3,918	4,097	7
-1,475	-1,198	-1,217	3,441	3,309	3,452	807	811	830	1,007	932	878	-1,010	-1,329	-1,431	-128	-166	-160	8
285,993	293,476	308,073	118,725	125,060	131,309	54,136	56,153	61,879	53,496	55,558	58,578	67,845	71,609	75,003	74,635	78,617	82,598	9
71,175	69,434	72,265	28,321	27,776	29,051	14,756	14,437	14,970	13,587	13,280	13,806	18,117	17,877	18,817	18,138	17,796	18,792	10
51,972	54,068	56,393	25,138	25,951	27,354	12,853	12,784	13,440	11,185	11,375	11,898	19,466	19,956	21,060	21,684	21,824	23,161	11
239,707	242,133	251,142	96,408	98,545	103,065	43,978	45,365	47,721	43,046	43,500	45,487	56,863	58,697	61,212	59,523	61,309	63,602	12
51,565	54,703	58,394	22,560	26,021	27,089	9,853	10,828	11,786	9,898	10,745	11,679	13,700	15,488	16,260	13,571	14,986	16,138	13
34,763	37,473	40,277	15,665	16,827	17,453	6,521	7,318	8,027	6,703	7,458	8,188	9,357	11,020	11,576	9,764	11,068	12,044	14
16,802	17,230	18,116	6,896	7,194	7,637	3,331	3,511	3,759	3,194	3,287	3,491	4,343	4,468	4,685	3,807	3,918	4,097	15
30,622	32,940	36,587	10,856	12,232	13,637	6,533	6,499	9,380	6,196	7,188	7,747	7,140	7,892	8,565	9,771	10,849	11,773	16
170	638	1,594	-228	437	786	1,207	826	3,203	-176	437	396	73	319	391	-1	379	428	17
30,452	32,302	34,992	11,083	11,796	12,851	5,325	5,673	6,177	6,372	6,751	7,351	7,067	7,573	8,175	9,772	10,470	11,345	18
563	1,066	2,042	41	653	1,013	1,572	1,191	3,585	190	778	753	315	614	699	207	588	645	19
321,331	328,709	344,080	129,783	136,146	142,779	58,791	61,501	65,302	58,950	60,654	64,161	77,388	81,463	85,339	82,659	86,556	90,868	20
277,106	283,574	297,649	112,126	117,643	123,493	48,570	50,968	54,329	48,206	49,442	52,298	63,062	66,399	69,747	66,729	69,659	73,076	21
323	322	337	188	194	204	224	227	241	213	213	221	367	358	363	542	556	566	22
1,429	1,467	1,594	509	523	564	125	127	142	665	715	818	1,408	1,396	1,511	3,976	4,122	4,189	23
789	835	(n.a.)	32	34	(n.a.)	4	4	(n.a.)	427	455	(n.a.)	210	223	(n.a.)	1,725	1,740	(n.a.)	24
584	575	(n.a.)	466	478	(n.a.)	(D)	121	(n.a.)	87	93	(n.a.)	1,128	1,092	(n.a.)	138	157	(n.a.)	25
57	57	(n.a.)	12	11	(n.a.)	(D)	2	(n.a.)	151	168	(n.a.)	70	81	(n.a.)	2,113	2,225	(n.a.)	26
3,103	2,842	3,084	1,436	1,486	1,593	756	804	876	688	657	716	517	515	528	862	905	975	27
19,427	19,967	20,333	8,280	8,622	9,150	3,605	3,824	4,181	3,333	3,424	3,549	4,486	4,734	4,889	5,789	5,946	6,078	28
46,166	46,603	47,750	35,347	38,030	39,131	11,575	12,059	12,830	10,213	10,268	11,182	15,019	16,128	16,526	9,790	10,373	10,822	29
27,924	28,101	28,889	26,197	28,653	29,023	7,167	7,545	8,090	6,600	6,574	7,074	9,861	10,717	10,833	4,210	4,414	4,546	30
417	419	(n.a.)	813	809	(n.a.)	493	510	(n.a.)	87	85	(n.a.)	420	440	(n.a.)	376	356	(n.a.)	31
1,058	1,078	(n.a.)	829	837	(n.a.)	345	325	(n.a.)	300	309	(n.a.)	494	514	(n.a.)	268	273	(n.a.)	32
1,677	1,677	(n.a.)	3,700	3,817	(n.a.)	441	445	(n.a.)	135	134	(n.a.)	905	894	(n.a.)	179	176	(n.a.)	33
6,127	6,061	(n.a.)	2,815	2,796	(n.a.)	914	916	(n.a.)	514	532	(n.a.)	973	975	(n.a.)	838	812	(n.a.)	34
6,341	6,233	(n.a.)	2,670	2,688	(n.a.)	1,876	1,964	(n.a.)	909	891	(n.a.)	1,063	1,055	(n.a.)	745	714	(n.a.)	35
3,498	3,429	(n.a.)	1,301	1,289	(n.a.)	792	838	(n.a.)	361	394	(n.a.)	600	683	(n.a.)	109	108	(n.a.)	36
2,164	2,008	(n.a.)	864	834	(n.a.)	654	670	(n.a.)	213	221	(n.a.)	719	683	(n.a.)	86	85	(n.a.)	37
2,873	3,339	(n.a.)	9,412	11,576	(n.a.)	(D)	(D)	(n.a.)	(D)	(D)	(n.a.)	3,883	4,728	(n.a.)	(D)	(D)	(n.a.)	38
430	454	(n.a.)	933	1,032	(n.a.)	(D)	(D)	(n.a.)	(D)	(D)	(n.a.)	174	180	(n.a.)	(D)	(D)	(n.a.)	39
837	862	(n.a.)	1,043	1,061	(n.a.)	405	421	(n.a.)	166	176	(n.a.)	279	263	(n.a.)	45	45	(n.a.)	40
2,502	2,541	(n.a.)	1,816	1,916	(n.a.)	267	300	(n.a.)	331	344	(n.a.)	352	304	(n.a.)	225	225	(n.a.)	41
18,242	18,502	18,860	9,151	9,377	10,108	4,408	4,514	4,740	3,612	3,694	4,107	5,158	5,410	5,694	5,580	5,959	6,276	42
4,343	4,465	(n.a.)	1,337	1,395	(n.a.)	2,263	2,332	(n.a.)	1,348	1,367	(n.a.)	964	987	(n.a.)	686	718	(n.a.)	43
576	480	(n.a.)	220	237	(n.a.)	62	72	(n.a.)	38	39	(n.a.)	490	538	(n.a.)	122	129	(n.a.)	44
75	66	(n.a.)	22	19	(n.a.)	8	9	(n.a.)	4	(D)	(n.a.)	60	54	(n.a.)	33	34	(n.a.)	45
150	154	(n.a.)	102	101	(n.a.)	27	28	(n.a.)	43	49	(n.a.)	81	78	(n.a.)	40	39	(n.a.)	46
247	214	(n.a.)	51	53	(n.a.)	67	65	(n.a.)	60	68	(n.a.)	273	250	(n.a.)	44	31	(n.a.)	47
107	81	(n.a.)	19	20	(n.a.)	31	27	(n.a.)	14	(D)	(n.a.)	24	22	(n.a.)	2	2	(n.a.)	48
1,703	1,669	(n.a.)	702	690	(n.a.)	293	297	(n.a.)	189	182	(n.a.)	628	661	(n.a.)	749	751	(n.a.)	49
2,559	2,591	(n.a.)	926	915	(n.a.)	370	369	(n.a.)	432	410	(n.a.)	620	633	(n.a.)	144	151	(n.a.)	50
906	1,087	(n.a.)	542	676	(n.a.)	66	78	(n.a.)	434	504	(n.a.)	152	210	(n.a.)	1,132	1,487	(n.a.)	51
4,877	5,014	(n.a.)	3,305	3,343	(n.a.)	569	599	(n.a.)	609	616	(n.a.)	1,097	1,168	(n.a.)	2,433	2,417	(n.a.)	52
2,698	2,680	(n.a.)	1,924	1,929	(n.a.)	652	639	(n.a.)	442	443	(n.a.)	769	810	(n.a.)	195	199	(n.a.)	53
20,271	20,775	21,863	6,425	6,590	6,966	3,272	3,317	3,529	3,306	3,325	3,569	3,869	4,063	4,392	3,762	3,855	4,038	54
19,060	19,332	19,822	8,983	9,150	9,314	4,727	4,829	4,946	4,205	4,269	4,369	5,741	5,931	6,103	5,992	6,193	6,347	55
12,872	12,818	13,472	5,090	5,158	5,419	2,322	2,410	2,606	2,289	2,353	2,453	4,266	4,505	4,769	3,926	4,011	4,149	56
3,168	2,864	(n.a.)	474	419	(n.a.)	22	21	(n.a.)	40	40	(n.a.)	612	689	(n.a.)	182	190	(n.a.)	57
1,253	1,234	(n.a.)	420	415	(n.a.)	285	282	(n.a.)	(D)	(D)	(n.a.)	300	296	(n.a.)	(D)	(D)	(n.a.)	58
115	115	(n.a.)	(D)	(D)	(n.a.)	21	15	(n.a.)	(D)	(D)	(n.a.)	51	61	(n.a.)	324	329	(n.a.)	59
3,797	3,885	(n.a.)	2,475	2,489	(n.a.)	1,302	1,360	(n.a.)	883	897	(n.a.)	1,095	1,105	(n.a.)	888	891	(n.a.)	60
569	605	(n.a.)	74	77	(n.a.)	33	34	(n.a.)	72	73	(n.a.)	53	54	(n.a.)	135	137	(n.a.)	61
96	104	(n.a.)	43	45	(n.a.)	26	30	(n.a.)	85	88	(n.a.)	88	87	(n.a.)	257	268	(n.a.)	62
31	30	(n.a.)	2	2	(n.a.)	1	1	(n.a.)	(D)	(D)	(n.a.)	6	5	(n.a.)	25	34	(n.a.)	63
1,778	1,798	(n.a.)	369	374	(n.a.)	132	133	(n.a.)	223	232	(n.a.)	368	361	(n.a.)	1,340	1,343	(n.a.)	64
736	797	(n.a.)	(D)	(D)	(n.a.)	199	211	(n.a.)	240	262	(n.a.)	1,233	1,366	(n.a.)	(D)	(D)	(n.a.)	65
1,328	1,386	(n.a.)	596	666	(n.a.)	300	323	(n.a.)	257	279	(n.a.)	460	481	(n.a.)	299	327	(n.a.)	66
11,131	11,148	11,058	2,210	2,250	2,481	1,602	1,638	1,767	3,332	3,482	3,549	1,473	1,459	1,536	1,807	1,857	2,034	67
3,365	3,249	(n.a.)	683	684	(n.a.)	461	492	(n.a.)	511</									

Table 4. Personal Income by Major Source and
 [Millions of

Item	Line	Maine			Maryland			Massachusetts			Michigan		
		2002 ^r	2003 ^r	2004 ^p	2002 ^r	2003 ^r	2004 ^p	2002 ^r	2003 ^r	2004 ^p	2002 ^r	2003 ^r	2004 ^p
Income by place of residence													
Personal income (lines 4-11)	1	36,566	38,181	40,264	198,926	206,412	218,138	249,919	253,632	268,215	301,760	314,346	323,142
Population (thousands) ²	2	2,298	1,309	1,317	5,442	5,512	5,558	6,413	6,420	6,417	10,042	10,082	10,113
Per capita personal income (dollars) ³	3	28,177	29,164	30,566	36,557	37,446	39,247	38,973	39,504	41,801	30,048	31,178	31,954
Derivation of personal income													
Earnings by place of work (lines 12-18 or 19-90)	4	25,788	26,978	28,436	138,314	144,583	152,683	199,636	204,031	216,453	237,108	249,337	254,588
Less: Contributions for government social insurance ⁴	5	2,851	2,932	3,095	15,327	15,949	16,859	20,963	21,239	22,590	26,758	27,456	28,282
Employer and self-employed contributions for government social insurance	6	1,519	1,585	1,676	7,912	8,242	8,720	10,735	10,909	11,607	13,544	13,847	14,247
Employer contributions for government social insurance	7	1,332	1,347	1,419	7,415	7,707	8,140	10,228	10,331	10,983	13,214	13,608	14,035
Plus: Adjustment for residence ⁵	8	709	709	757	20,949	21,884	23,288	-4,842	-4,742	-5,014	1,060	1,118	1,220
Equals: Net earnings by place of residence	9	23,647	24,755	26,099	143,935	150,518	159,111	173,831	178,500	188,849	211,410	222,999	227,525
Plus: Dividends, interest, and rent ⁶	10	6,456	6,422	6,742	33,588	33,113	34,984	42,789	41,675	44,334	45,566	44,446	46,515
Plus: Personal current transfer receipts	11	6,464	7,004	7,423	21,403	22,780	24,043	33,299	33,908	35,032	44,783	46,901	49,101
Earnings by place of work													
Components of earnings:													
Wage and salary disbursements	12	18,523	19,220	20,113	102,090	105,914	110,938	149,983	151,799	159,978	173,425	176,645	180,059
Supplements to wages and salaries	13	4,464	4,764	5,111	23,314	24,717	26,504	30,352	31,769	34,422	40,902	48,437	47,815
Employer contributions for employee pension and insurance funds	14	3,132	3,417	3,693	15,899	17,011	18,365	20,124	21,438	23,439	27,688	34,829	33,780
Employer contributions for government social insurance	15	1,332	1,347	1,419	7,415	7,707	8,140	10,228	10,331	10,983	13,214	13,608	14,035
Proprietors' income ⁷	16	2,801	2,994	3,212	12,910	13,952	15,241	19,301	20,462	22,053	22,781	24,255	26,714
Farm	17	-5	-17	-52	-13	108	128	-19	-31	-66	-208	-142	41
Nonfarm	18	2,807	3,011	3,264	12,923	13,844	15,113	19,321	20,493	22,119	22,989	24,397	26,673
Earnings by industry													
Farm earnings	19	89	96	65	138	289	315	98	111	81	412	550	764
Nonfarm earnings	20	25,700	26,882	28,371	138,176	144,295	152,368	199,538	203,920	216,372	236,697	248,788	253,824
Private earnings	21	20,866	21,787	23,048	106,251	111,303	118,845	176,505	180,238	192,070	204,588	215,688	220,158
Forestry, fishing, related activities, and other ⁸	22	346	351	366	116	129	139	410	438	458	342	348	367
Mining	23	8	9	9	110	114	120	298	332	373	662	694	758
Oil and gas extraction	24	(L)	1	(n.a.)	(D)	(D)	(n.a.)	182	200	(n.a.)	248	267	(n.a.)
Mining, except oil and gas	25	(D)	(D)	(n.a.)	89	91	(n.a.)	(D)	126	(n.a.)	324	335	(n.a.)
Support activities for mining	26	(D)	(D)	(n.a.)	(D)	(D)	(n.a.)	6	(n.a.)	91	93	(n.a.)	
Utilities	27	291	288	300	2,324	2,420	2,542	1,334	1,382	1,419	2,607	2,814	2,849
Construction	28	1,659	1,814	1,947	10,161	10,727	11,802	11,779	11,817	12,295	13,664	13,592	14,153
Manufacturing	29	3,578	3,626	3,698	10,307	10,343	10,684	25,519	25,623	26,327	55,617	61,980	59,366
Durable-goods manufacturing	30	1,799	1,835	1,909	6,112	6,412	6,412	18,346	18,197	18,876	46,056	51,939	49,100
Wood product manufacturing	31	260	255	(n.a.)	164	165	(n.a.)	138	143	(n.a.)	535	549	(n.a.)
Nonmetallic mineral product manufacturing	32	63	65	(n.a.)	299	284	(n.a.)	462	423	(n.a.)	1,186	1,193	(n.a.)
Primary metal manufacturing	33	46	45	(n.a.)	430	427	(n.a.)	366	358	(n.a.)	1,975	1,941	(n.a.)
Fabricated metal product manufacturing	34	227	219	(n.a.)	536	513	(n.a.)	2,433	2,461	(n.a.)	4,479	4,505	(n.a.)
Machinery manufacturing	35	136	132	(n.a.)	694	664	(n.a.)	1,799	1,709	(n.a.)	5,294	5,401	(n.a.)
Computer and electronic product manufacturing	36	287	276	(n.a.)	2,572	2,520	(n.a.)	8,114	8,264	(n.a.)	1,283	1,288	(n.a.)
Electrical equipment and appliance mfg.	37	51	54	(n.a.)	161	147	(n.a.)	931	935	(n.a.)	989	1,060	(n.a.)
Motor vehicle manufacturing	38	32	40	(n.a.)	(D)	(D)	(n.a.)	140	154	(n.a.)	26,178	32,024	(n.a.)
Transportation equipment mfg. excl. motor vehicles	39	543	598	(n.a.)	(D)	(D)	(n.a.)	1,353	1,418	(n.a.)	913	965	(n.a.)
Furniture and related product manufacturing	40	71	67	(n.a.)	179	170	(n.a.)	321	308	(n.a.)	1,599	1,456	(n.a.)
Miscellaneous manufacturing	41	84	85	(n.a.)	483	495	(n.a.)	2,290	2,025	(n.a.)	1,625	1,557	(n.a.)
Non-durable-goods manufacturing	42	1,779	1,791	1,790	4,195	4,213	4,271	7,173	7,426	7,451	9,561	10,041	10,266
Food manufacturing	43	246	258	(n.a.)	776	767	(n.a.)	997	1,028	(n.a.)	1,685	1,683	(n.a.)
Beverage and tobacco product manufacturing	44	37	41	(n.a.)	295	290	(n.a.)	208	203	(n.a.)	281	280	(n.a.)
Textile mills	45	80	82	(n.a.)	72	69	(n.a.)	492	472	(n.a.)	34	34	(n.a.)
Textile product mills	46	40	43	(n.a.)	46	51	(n.a.)	159	159	(n.a.)	130	120	(n.a.)
Apparel manufacturing	47	29	23	(n.a.)	91	85	(n.a.)	187	164	(n.a.)	41	43	(n.a.)
Leather and allied product manufacturing	48	101	98	(n.a.)	62	52	(n.a.)	112	170	(n.a.)	86	90	(n.a.)
Paper manufacturing	49	882	852	(n.a.)	318	295	(n.a.)	996	984	(n.a.)	1,047	1,049	(n.a.)
Printing and related support activities	50	103	110	(n.a.)	831	808	(n.a.)	944	916	(n.a.)	990	991	(n.a.)
Petroleum and coal products manufacturing	51	48	57	(n.a.)	127	156	(n.a.)	166	205	(n.a.)	387	445	(n.a.)
Chemical manufacturing	52	112	131	(n.a.)	1,160	1,219	(n.a.)	1,894	2,142	(n.a.)	2,728	3,049	(n.a.)
Plastics and rubber products manufacturing	53	99	97	(n.a.)	417	422	(n.a.)	1,017	982	(n.a.)	1,154	1,258	(n.a.)
Wholesale trade	54	1,044	1,128	1,213	6,144	6,311	6,700	10,350	10,932	11,463	11,355	11,703	12,030
Retail trade	55	2,377	2,476	2,600	9,341	9,697	10,066	11,660	12,047	12,507	15,522	15,625	15,941
Transportation and warehousing	56	665	683	721	3,258	3,295	3,588	3,806	3,822	3,898	6,513	6,687	6,930
Air transportation	57	20	20	(n.a.)	306	285	(n.a.)	619	568	(n.a.)	1,235	1,282	(n.a.)
Rail transportation	58	40	39	(n.a.)	187	(D)	(n.a.)	263	259	(n.a.)	(D)	(D)	(n.a.)
Water transportation	59	5	6	(n.a.)	48	52	(n.a.)	66	84	(n.a.)	29	31	(n.a.)
Truck transportation	60	306	307	(n.a.)	897	893	(n.a.)	997	1,029	(n.a.)	2,199	2,200	(n.a.)
Transit and ground passenger transportation	61	33	34	(n.a.)	232	256	(n.a.)	529	533	(n.a.)	163	167	(n.a.)
Pipeline transportation	62	(D)	(D)	(n.a.)	(D)	(D)	(n.a.)	20	(D)	(n.a.)	289	306	(n.a.)
Scenic and sightseeing transportation	63	7	7	(n.a.)	8	9	(n.a.)	34	34	(n.a.)	16	18	(n.a.)
Support activities for transportation	64	81	82	(n.a.)	630	647	(n.a.)	377	373	(n.a.)	777	784	(n.a.)
Couriers and messengers	65	(D)	(D)	(n.a.)	(D)	498	(n.a.)	524	(D)	(n.a.)	(D)	(D)	(n.a.)
Warehousing and storage	66	85	84	(n.a.)	497	461	(n.a.)	378	366	(n.a.)	896	957	(n.a.)
Information	67	593	611	670	4,150	4,146	4,520	8,370	7,947	8,476	4,602	4,621	4,882
Publishing industries, except Internet	68	151	148	(n.a.)	845	806	(n.a.)	4,105	3,885	(n.a.)	1,801	1,817	(n.a.)
Motion picture and sound recording industries	69	16	18	(n.a.)	146	154	(n.a.)	195	190	(n.a.)	250	245	(n.a.)
Broadcasting, except Internet	70	133	145	(n.a.)	847	945	(n.a.)	614	674	(n.a.)	556	588	(n.a.)
Internet publishing and broadcasts	71	4	5	(n.a.)	58	54	(n.a.)	321	272	(n.a.)	29	33	(n.a.)
Telecommunications	72	202	206	(n.a.)	1,690	1,644	(n.a.)	2,006	1,984	(n.a.)	1,561	1,538	(n.a.)
ISPs, search portals, and data processing	73	66	67	(n.a.)	520	483	(n.a.)	1,084	892	(n.a.)	374	367	(n.a.)
Other information services	74	20	21	(n.a.)	43	59	(n.a.)	46	50	(n.a.)	32	33	(n.a.)
Finance and insurance	75	1,588	1,673	1,748	8,369	9,203	9,734	22,072	22,113	25,409	11,152	11,758	12,276
Real estate and rental and leasing	76	402	446	502	3,659	4,058	4,605	4,035	4,341	4,836	6,215	6,937	7,845
Professional and technical services	77	1,550	1,572	1,667	17,853	18,437	19,910	25,718	25,591	27,642	24,058	24,210	24,849
Management of companies and enterprises	78	394	375	391	614	714	907	5,179	5,291	5,910	6,370	6,790	7,597
Administrative and waste services	79	703	715	726	5,060	5,265	5,603	6,346	6,537	6,836	9,240	9,585	10,037
Educational services	80	359	378	394	2,228	2,393	2,601	6,610					

Earnings by Industry, 2002-2004¹—Continues
dollars]

Minnesota			Mississippi			Missouri			Montana			Nebraska			Nevada			Line
2002 ^r	2003 ^r	2004 ^p	2002 ^r	2003 ^r	2004 ^p	2002 ^r	2003 ^r	2004 ^p	2002 ^r	2003 ^r	2004 ^p	2002 ^r	2003 ^r	2004 ^p	2002 ^r	2003 ^r	2004 ^p	
166,730	172,337	182,924	64,552	67,643	71,558	163,119	168,512	176,137	22,363	23,327	24,893	49,500	52,436	54,756	66,904	71,549	77,994	1
5,025	5,064	5,101	2,868	2,883	2,903	5,680	5,719	5,755	911	918	927	1,726	1,737	1,747	2,168	2,242	2,335	2
33,180	34,031	35,861	22,511	23,466	24,650	28,719	30,608	30,608	24,557	25,406	26,857	28,672	30,179	31,339	30,855	31,910	33,405	3
133,099	138,987	148,221	44,188	46,952	49,610	124,257	129,273	134,750	16,082	17,100	18,371	38,288	41,345	43,137	51,036	55,244	61,143	4
15,763	16,408	17,416	5,036	5,218	5,477	13,659	14,028	14,675	1,954	2,053	2,188	4,371	4,543	4,797	5,194	5,570	6,183	5
8,134	8,376	8,859	2,678	2,784	2,926	7,157	7,329	7,656	998	1,054	1,125	2,278	2,364	2,494	2,630	2,824	3,134	6
7,629	8,032	8,557	2,358	2,434	2,551	6,502	6,699	7,019	956	999	1,063	2,092	2,179	2,303	2,564	2,746	3,049	7
-1,168	-1,239	-1,288	1,721	1,836	1,949	-4,057	-4,013	-4,060	31	29	30	-856	-889	-944	-314	-387	-466	8
116,167	121,340	129,518	40,874	43,570	46,083	106,542	111,232	116,016	14,159	15,076	16,213	33,061	35,913	37,396	45,528	49,286	54,944	9
30,012	29,451	30,823	9,817	9,660	10,178	30,391	29,998	31,285	4,430	4,359	4,569	9,397	9,204	9,606	13,737	14,154	14,959	10
20,551	21,546	22,584	13,861	14,412	15,296	26,186	27,282	28,836	3,774	3,892	4,111	7,042	7,319	7,754	7,639	8,110	8,542	11
101,280	104,211	109,237	31,879	32,876	34,175	92,150	93,889	97,065	10,915	11,485	12,136	28,039	29,009	30,307	37,757	40,629	44,755	12
21,413	23,206	25,164	7,741	8,513	9,064	20,620	22,417	23,585	2,701	2,953	3,225	6,233	6,738	7,245	7,871	8,692	9,904	13
13,783	15,173	16,607	5,384	6,079	6,514	14,118	15,719	16,566	1,745	1,954	2,162	4,141	4,559	4,942	5,306	5,946	6,856	14
7,629	8,032	8,557	2,358	2,434	2,551	6,502	6,699	7,019	956	999	1,063	2,092	2,179	2,303	2,564	2,746	3,049	15
10,406	11,571	13,820	4,568	5,563	6,371	11,487	12,967	14,101	2,466	2,663	3,011	4,016	5,598	5,585	5,408	5,922	6,484	16
-42	352	1,625	52	705	1,134	-186	529	580	5	7	94	248	1,556	1,199	20	32	18	17
10,448	11,218	12,195	4,517	4,858	5,237	11,673	12,437	13,521	2,462	2,656	2,917	3,768	4,042	4,386	5,389	5,891	6,465	18
539	892	2,185	257	914	1,351	82	760	820	166	179	273	629	1,943	1,603	81	99	88	19
132,560	138,095	146,036	43,932	46,038	48,259	124,175	128,513	133,931	15,916	16,921	18,098	37,659	39,402	41,534	50,955	55,145	61,055	20
114,130	118,958	126,114	33,709	35,055	36,663	104,866	108,346	113,205	12,291	13,019	14,007	30,847	32,169	33,943	43,432	47,004	52,145	21
350	357	374	553	553	560	323	384	399	199	199	205	146	149	153	33	35	37	22
418	443	452	453	476	510	322	357	413	446	451	543	118	132	143	751	766	850	23
(D)	(D)	(n.a.)	238	251	(n.a.)	12	13	(n.a.)	105	103	(n.a.)	17	18	(n.a.)	22	25	(n.a.)	24
385	407	(n.a.)	66	72	(n.a.)	295	327	(n.a.)	277	277	(n.a.)	96	108	(n.a.)	673	676	(n.a.)	25
(D)	(D)	(n.a.)	149	153	(n.a.)	15	17	(n.a.)	64	70	(n.a.)	5	6	(n.a.)	55	65	(n.a.)	26
1,349	1,345	1,477	522	560	618	1,273	1,078	1,143	261	274	283	440	489	527	496	537	603	27
8,341	8,707	9,187	2,563	2,508	2,488	8,330	8,553	9,028	1,164	1,310	1,433	2,385	2,545	2,683	5,329	5,959	7,086	28
20,925	21,821	22,952	7,531	7,863	8,190	17,907	18,733	19,242	985	1,018	1,075	4,821	4,954	5,093	2,371	2,598	2,799	29
13,752	14,441	15,419	4,744	5,034	5,315	11,303	12,195	12,468	599	580	594	2,279	2,345	2,424	1,658	1,858	1,998	30
828	912	(n.a.)	551	522	(n.a.)	314	316	(n.a.)	234	220	(n.a.)	66	63	(n.a.)	73	83	(n.a.)	31
530	538	(n.a.)	230	231	(n.a.)	533	536	(n.a.)	39	47	(n.a.)	127	121	(n.a.)	237	254	(n.a.)	32
355	362	(n.a.)	148	146	(n.a.)	505	496	(n.a.)	54	48	(n.a.)	76	75	(n.a.)	59	58	(n.a.)	33
2,322	2,328	(n.a.)	525	506	(n.a.)	1,542	1,572	(n.a.)	49	51	(n.a.)	371	373	(n.a.)	210	222	(n.a.)	34
2,299	2,349	(n.a.)	535	549	(n.a.)	1,548	1,590	(n.a.)	69	63	(n.a.)	466	476	(n.a.)	85	89	(n.a.)	35
4,160	4,404	(n.a.)	134	129	(n.a.)	513	516	(n.a.)	24	21	(n.a.)	338	330	(n.a.)	217	221	(n.a.)	36
449	443	(n.a.)	392	359	(n.a.)	756	743	(n.a.)	7	7	(n.a.)	122	115	(n.a.)	38	44	(n.a.)	37
525	635	(n.a.)	(D)	(D)	(n.a.)	2,776	3,491	(n.a.)	(D)	(D)	(n.a.)	(D)	(D)	(n.a.)	(D)	(D)	(n.a.)	38
385	417	(n.a.)	(D)	(D)	(n.a.)	1,416	1,535	(n.a.)	(D)	(D)	(n.a.)	(D)	(D)	(n.a.)	(D)	(D)	(n.a.)	39
532	559	(n.a.)	949	929	(n.a.)	719	708	(n.a.)	32	32	(n.a.)	115	119	(n.a.)	107	121	(n.a.)	40
1,367	1,494	(n.a.)	194	184	(n.a.)	682	690	(n.a.)	66	62	(n.a.)	216	222	(n.a.)	526	636	(n.a.)	41
7,173	7,380	7,533	2,787	2,829	2,875	6,603	6,539	6,773	386	438	480	2,541	2,610	2,669	713	713	801	42
2,223	2,252	(n.a.)	747	756	(n.a.)	1,783	1,855	(n.a.)	85	86	(n.a.)	1,576	1,640	(n.a.)	151	162	(n.a.)	43
154	156	(n.a.)	43	41	(n.a.)	571	547	(n.a.)	30	32	(n.a.)	61	60	(n.a.)	14	15	(n.a.)	44
20	19	(n.a.)	70	56	(n.a.)	22	22	(n.a.)	(D)	(D)	(n.a.)	11	10	(n.a.)	(D)	(D)	(n.a.)	45
97	98	(n.a.)	70	66	(n.a.)	92	74	(n.a.)	6	6	(n.a.)	14	14	(n.a.)	18	18	(n.a.)	46
47	45	(n.a.)	175	149	(n.a.)	127	129	(n.a.)	4	5	(n.a.)	11	11	(n.a.)	6	6	(n.a.)	47
81	82	(n.a.)	4	4	(n.a.)	111	145	(n.a.)	2	2	(n.a.)	5	4	(n.a.)	(D)	(D)	(n.a.)	48
916	874	(n.a.)	479	471	(n.a.)	541	524	(n.a.)	(D)	(D)	(n.a.)	119	121	(n.a.)	64	68	(n.a.)	49
1,579	1,655	(n.a.)	146	137	(n.a.)	850	825	(n.a.)	36	37	(n.a.)	226	227	(n.a.)	185	188	(n.a.)	50
254	325	(n.a.)	217	303	(n.a.)	158	196	(n.a.)	120	159	(n.a.)	7	7	(n.a.)	32	37	(n.a.)	51
966	1,006	(n.a.)	459	460	(n.a.)	1,499	1,373	(n.a.)	48	55	(n.a.)	243	251	(n.a.)	89	85	(n.a.)	52
836	870	(n.a.)	376	385	(n.a.)	849	849	(n.a.)	9	8	(n.a.)	270	265	(n.a.)	148	152	(n.a.)	53
8,559	8,890	9,536	1,700	1,774	1,891	6,682	6,880	7,314	664	686	744	2,091	2,133	2,291	2,058	2,099	2,286	54
8,730	8,939	9,328	3,625	3,749	3,842	8,895	9,191	9,377	1,514	1,576	1,659	2,769	2,848	2,933	4,014	4,258	4,641	55
4,782	4,864	5,072	1,697	1,757	1,846	5,288	5,179	5,150	670	672	704	2,697	2,727	2,897	1,619	1,719	1,884	56
1,590	1,605	(n.a.)	16	18	(n.a.)	940	815	(n.a.)	30	31	(n.a.)	30	29	(n.a.)	251	208	(n.a.)	57
377	371	(n.a.)	(D)	(D)	(n.a.)	(D)	(n.a.)	(n.a.)	205	202	(n.a.)	(D)	958	(n.a.)	65	64	(n.a.)	58
(D)	(D)	(n.a.)	32	40	(n.a.)	25	21	(n.a.)	(L)	(L)	(n.a.)	(L)	(L)	(n.a.)	(D)	(D)	(n.a.)	59
1,329	1,351	(n.a.)	867	884	(n.a.)	2,092	2,097	(n.a.)	266	261	(n.a.)	1,198	1,188	(n.a.)	306	331	(n.a.)	60
279	281	(n.a.)	36	35	(n.a.)	186	181	(n.a.)	27	29	(n.a.)	29	31	(n.a.)	435	483	(n.a.)	61
32	40	(n.a.)	68	66	(n.a.)	24	29	(n.a.)	17	18	(n.a.)	(D)	189	(n.a.)	(D)	(D)	(n.a.)	62
(D)	(D)	(n.a.)	2	2	(n.a.)	9	9	(n.a.)	2	(D)	(n.a.)	4	4	(n.a.)	33	35	(n.a.)	63
380	386	(n.a.)	193	197	(n.a.)	549	502	(n.a.)	65	67	(n.a.)	138	155	(n.a.)	200	203	(n.a.)	64
(D)	433	(n.a.)	(D)	(D)	(n.a.)	(D)	(D)	(n.a.)	53	(D)	(n.a.)	65	70	(n.a.)	141	160	(n.a.)	65
364	365	(n.a.)	261	289	(n.a.)	477	509	(n.a.)	5	(D)	(n.a.)	94	102	(n.a.)	173	217	(n.a.)	66
4,138	4,068	4,374	853	843	880	4,836	4,942	5,259	364	375	415	1,183	1,214	1,262	1,124	1,122	1,145	67
1,682	1,672	(n.a.)	123	124	(n.a.)	1,410	1,391	(n.a.)	78	81	(n.a.)	198	203	(n.a.)	226	207	(n.a.)	68
130	135	(n.a.)	14	14	(n.a.)	120	114	(n.a.)	14	14	(n.a.)	17	18	(n.a.)	53	54	(n.a.)	69
589	624	(n.a.)	236	269	(n.a.)	873	978	(n.a.)	87	97	(n.a.)	202	215	(n.a.)				

Table 4. Personal Income by Major Source and
 [Millions of

Item	Line	New Hampshire			New Jersey			New Mexico			New York		
		2002 ¹	2003 ¹	2004 ^P	2002 ¹	2003 ¹	2004 ^P	2002 ¹	2003 ¹	2004 ^P	2002 ¹	2003 ¹	2004 ^P
Income by place of residence													
Personal income (lines 4-11).....	1	44,063	45,286	48,134	334,331	342,040	359,545	44,946	46,955	49,849	676,598	693,791	735,022
Population (thousands) ²	2	1,276	1,289	1,300	8,577	8,642	8,699	1,855	1,879	1,903	19,151	19,212	19,227
Per capita personal income (dollars) ³	3	34,543	35,140	37,040	38,979	39,577	41,332	24,228	24,995	26,191	35,330	36,112	38,228
Derivation of personal income													
Earnings by place of work (lines 12-18 or 19-90).....	4	31,126	32,565	34,868	245,167	254,030	266,452	33,260	35,116	37,294	546,896	562,458	599,752
Less: Contributions for government social insurance ⁴	5	3,416	3,544	3,800	28,617	29,132	30,423	3,517	3,701	3,927	59,943	61,567	65,735
Employer and self-employed contributions for government social insurance.....	6	1,840	1,907	2,044	14,661	15,100	15,824	1,856	1,948	2,066	29,770	30,496	32,631
Employer contributions for government social insurance.....	7	1,577	1,637	1,756	13,956	14,032	14,599	1,661	1,753	1,861	30,173	31,071	33,104
Plus: Adjustment for residence ⁵	8	8,332	3,748	3,945	23,908	23,731	25,690	259	263	278	-31,268	-30,901	-33,321
Equals: Net earnings by place of residence.....	9	31,542	32,769	35,013	240,458	248,628	261,719	30,002	31,679	33,645	455,686	469,991	500,696
Plus: Dividends, interest, and rent ⁶	10	7,540	7,455	7,797	51,898	50,545	53,062	7,058	6,901	7,295	104,309	102,079	106,338
Plus: Personal current transfer receipts.....	11	4,981	5,062	5,323	41,975	42,867	44,765	7,885	8,375	8,909	116,604	121,722	127,987
Earnings by place of work													
Wage and salary disbursements.....	12	22,704	23,502	24,955	180,992	185,987	193,138	23,968	25,013	26,235	399,822	406,216	430,439
Supplements to wages and salaries.....	13	4,679	5,063	5,553	36,944	39,004	41,627	5,499	5,968	6,499	80,209	85,014	92,338
Employer contributions for employee pension and insurance funds.....	14	3,103	3,426	3,797	22,987	24,972	27,028	3,837	4,215	4,638	50,396	53,943	59,234
Employer contributions for government social insurance.....	15	1,577	1,637	1,756	13,956	14,032	14,599	1,661	1,753	1,861	30,173	31,071	33,104
Proprietors' income ⁷	16	3,742	4,000	4,360	27,231	29,039	31,687	3,794	4,136	4,559	66,885	71,228	76,975
Farm.....	17	-13	-10	-16	38	3	-43	339	423	503	102	170	269
Nonfarm.....	18	3,755	4,010	4,376	27,193	29,037	31,730	3,455	3,713	4,057	66,764	71,058	76,706
Earnings by industry													
Farm earnings.....	19	29	39	36	256	264	228	539	640	729	612	791	913
Nonfarm earnings.....	20	31,097	32,526	34,833	244,912	253,766	266,224	32,721	34,477	36,565	546,284	561,667	598,839
Private earnings.....	21	27,435	28,587	30,739	210,415	217,422	227,835	23,282	24,478	26,017	466,597	479,460	513,241
Forestry, fishing, related activities, and other ⁸	22	127	127	133	142	140	139	132	135	138	1,270	1,289	1,348
Mining.....	23	40	40	46	184	195	218	1,105	1,180	1,323	1,005	1,096	1,224
Oil and gas extraction.....	24	1	1	(n.a.)	31	33	(n.a.)	479	519	(n.a.)	691	747	(n.a.)
Mining, except oil and gas.....	25	(D)	(D)	(n.a.)	146	156	(n.a.)	284	272	(n.a.)	281	314	(n.a.)
Support activities for mining.....	26	(D)	(D)	(n.a.)	7	6	(n.a.)	342	390	(n.a.)	32	36	(n.a.)
Utilities.....	27	353	365	421	2,107	2,183	2,282	396	309	328	5,686	5,851	6,075
Construction.....	28	2,192	2,274	2,465	13,026	13,294	14,462	2,119	2,269	2,499	22,762	23,580	24,315
Manufacturing.....	29	5,229	5,302	5,619	27,651	28,418	29,349	2,097	2,159	2,249	41,949	42,634	43,643
Durable-goods manufacturing.....	30	3,958	4,017	4,312	11,090	11,259	11,431	1,562	1,580	1,618	24,562	24,886	25,386
Wood product manufacturing.....	31	141	134	(n.a.)	224	228	(n.a.)	43	46	(n.a.)	418	404	(n.a.)
Nonmetallic mineral product manufacturing.....	32	153	160	(n.a.)	918	911	(n.a.)	100	101	(n.a.)	1,092	1,078	(n.a.)
Primary metal manufacturing.....	33	144	157	(n.a.)	631	606	(n.a.)	60	53	(n.a.)	897	878	(n.a.)
Fabricated metal product manufacturing.....	34	583	583	(n.a.)	1,594	1,560	(n.a.)	113	113	(n.a.)	3,092	3,053	(n.a.)
Machinery manufacturing.....	35	482	475	(n.a.)	1,339	1,357	(n.a.)	68	66	(n.a.)	4,017	4,321	(n.a.)
Computer and electronic product manufacturing.....	36	1,600	1,629	(n.a.)	2,754	2,775	(n.a.)	824	861	(n.a.)	6,876	6,959	(n.a.)
Electrical equipment and appliance mfg.....	37	293	278	(n.a.)	507	536	(n.a.)	17	17	(n.a.)	1,092	1,082	(n.a.)
Motor vehicle manufacturing.....	38	(D)	(D)	(n.a.)	(D)	(D)	(n.a.)	(D)	(D)	(n.a.)	2,774	3,264	(n.a.)
Transportation equipment mfg. excl. motor vehicles.....	39	(D)	(D)	(n.a.)	(D)	(D)	(n.a.)	(D)	(D)	(n.a.)	720	751	(n.a.)
Furniture and related product manufacturing.....	40	58	60	(n.a.)	390	395	(n.a.)	35	34	(n.a.)	794	799	(n.a.)
Miscellaneous manufacturing.....	41	343	363	(n.a.)	2,021	2,120	(n.a.)	180	180	(n.a.)	2,792	2,796	(n.a.)
Non-durable-goods manufacturing.....	42	1,271	1,285	1,307	16,561	17,159	17,918	535	579	630	17,366	17,747	18,258
Food manufacturing.....	43	100	106	(n.a.)	1,819	1,933	(n.a.)	180	189	(n.a.)	2,399	2,487	(n.a.)
Beverage and tobacco product manufacturing.....	44	71	80	(n.a.)	192	210	(n.a.)	19	20	(n.a.)	805	806	(n.a.)
Textile mills.....	45	97	84	(n.a.)	314	263	(n.a.)	5	4	(n.a.)	610	563	(n.a.)
Textile product mills.....	46	12	11	(n.a.)	240	237	(n.a.)	4	4	(n.a.)	275	270	(n.a.)
Apparel manufacturing.....	47	9	9	(n.a.)	436	460	(n.a.)	8	8	(n.a.)	2,174	2,105	(n.a.)
Leather and allied product manufacturing.....	48	40	28	(n.a.)	105	93	(n.a.)	3	3	(n.a.)	127	123	(n.a.)
Paper manufacturing.....	49	188	200	(n.a.)	1,162	1,171	(n.a.)	41	42	(n.a.)	1,493	1,459	(n.a.)
Printing and related support activities.....	50	197	191	(n.a.)	1,792	1,725	(n.a.)	56	53	(n.a.)	2,285	2,279	(n.a.)
Petroleum and coal products manufacturing.....	51	38	47	(n.a.)	556	710	(n.a.)	85	113	(n.a.)	948	1,070	(n.a.)
Chemical manufacturing.....	52	140	147	(n.a.)	8,739	9,169	(n.a.)	93	111	(n.a.)	4,917	5,236	(n.a.)
Plastics and rubber products manufacturing.....	53	380	381	(n.a.)	1,206	1,189	(n.a.)	41	32	(n.a.)	1,353	1,350	(n.a.)
Wholesale trade.....	54	1,977	2,023	2,171	18,017	19,037	19,223	1,111	1,122	1,174	25,401	26,282	27,890
Retail trade.....	55	3,127	3,299	3,424	17,490	18,066	18,352	2,667	2,776	2,936	28,055	29,010	30,373
Transportation and warehousing.....	56	578	601	623	8,581	8,784	9,211	907	927	1,010	11,405	11,704	12,202
Air transportation.....	57	46	41	(n.a.)	1,114	1,102	(n.a.)	67	71	(n.a.)	2,261	2,269	(n.a.)
Rail transportation.....	58	9	8	(n.a.)	(D)	132	(n.a.)	(D)	(D)	(n.a.)	530	524	(n.a.)
Water transportation.....	59	1	1	(n.a.)	176	192	(n.a.)	(L)	(L)	(n.a.)	301	310	(n.a.)
Truck transportation.....	60	212	218	(n.a.)	2,551	2,613	(n.a.)	329	346	(n.a.)	2,283	2,293	(n.a.)
Transit and ground passenger transportation.....	61	59	64	(n.a.)	730	761	(n.a.)	67	66	(n.a.)	1,902	1,982	(n.a.)
Pipeline transportation.....	62	10	11	(n.a.)	34	35	(n.a.)	80	72	(n.a.)	47	47	(n.a.)
Scenic and sightseeing transportation.....	63	7	7	(n.a.)	20	19	(n.a.)	(D)	4	(n.a.)	59	57	(n.a.)
Support activities for transportation.....	64	53	55	(n.a.)	1,692	1,742	(n.a.)	103	106	(n.a.)	1,696	1,739	(n.a.)
Couriers and messengers.....	65	85	94	(n.a.)	(D)	986	(n.a.)	80	(D)	(n.a.)	1,570	1,696	(n.a.)
Warehousing and storage.....	66	97	102	(n.a.)	1,209	1,201	(n.a.)	41	43	(n.a.)	756	787	(n.a.)
Information.....	67	874	861	955	11,208	11,119	11,588	757	764	781	32,260	33,394	35,835
Publishing industries, except Internet.....	68	519	487	(n.a.)	2,603	2,570	(n.a.)	155	158	(n.a.)	8,472	8,498	(n.a.)
Motion picture and sound recording industries.....	69	20	25	(n.a.)	297	292	(n.a.)	34	30	(n.a.)	4,442	4,520	(n.a.)
Broadcasting, except Internet.....	70	74	81	(n.a.)	2,221	2,570	(n.a.)	134	145	(n.a.)	10,648	11,955	(n.a.)
Internet publishing and broadcasts.....	71	4	4	(n.a.)	87	87	(n.a.)	4	5	(n.a.)	408	443	(n.a.)
Telecommunications.....	72	194	194	(n.a.)	4,460	4,220	(n.a.)	348	350	(n.a.)	5,581	5,488	(n.a.)
ISPs, search portals, and data processing.....	73	60	67	(n.a.)	1,430	1,261	(n.a.)	76	70	(n.a.)	2,112	1,923	(n.a.)
Other information services.....	74	3	3	(n.a.)	111	119	(n.a.)	6	6	(n.a.)	598	567	(n.a.)
Finance and insurance.....	75	2,103	2,294	2,477	21,950	22,414	23,979	1,291	1,352	1,407	92,025	90,534	102,424
Real estate and rental and leasing.....	76	696	774	880	5,579	6,188	6,956	613	620	697	13,974	15,049	16,877
Professional and technical services.....	77	2,517	2,519	2,710	27,951	27,885	29,202	2,939	3,168	3,260	59,464	60,846	64,737
Management of companies and enterprises.....	78	516	546	749	7,117	7,478	7,724	281	256	283	15,732	15,465	16,407
Administrative and waste services.....	79	918	963	1,057	9,527	9,830	10,435	1,271	1,317	1,412	16,505	17,130	18,212
Educational services.....	80	727	801	850	3,135	3,385	3,140	241	258	281	11,295	12,064	12,721
Health													

Earnings by Industry, 2002-2004¹—Continues

dollars]

North Carolina			North Dakota			Ohio			Oklahoma			Oregon			Pennsylvania			Line	
2002 ¹	2003 ¹	2004 ^P	2002 ¹	2003 ¹	2004 ^P	2002 ¹	2003 ¹	2004 ^P	2002 ¹	2003 ¹	2004 ^P	2002 ¹	2003 ¹	2004 ^P	2002 ¹	2003 ¹	2004 ^P		
229,737	236,391	249,799	16,949	18,319	19,918	333,529	344,603	358,920	90,547	93,691	98,974	100,286	102,419	107,732	382,603	394,761	413,730	1	
8,312	8,421	8,541	634	633	634	11,410	11,438	11,459	3,488	3,506	3,524	3,523	3,564	3,595	12,328	12,371	12,406	2	
27,640	28,071	29,246	26,742	28,922	31,398	29,230	30,129	31,322	25,958	26,719	28,089	28,464	28,734	29,971	31,034	31,911	33,348	3	
176,557	183,273	194,291	12,987	14,404	15,852	253,027	263,223	273,354	66,115	69,144	72,957	76,777	79,386	84,406	280,522	292,218	307,024	4	
19,976	20,993	22,406	1,638	1,729	1,854	26,859	27,427	28,569	7,032	7,282	7,677	7,957	8,358	9,642	10,285	32,785	33,794	35,484	5
10,450	10,728	11,359	815	860	921	13,992	13,702	14,282	3,668	3,774	3,974	4,468	4,578	4,874	16,655	17,224	18,105	6	
9,525	10,265	11,047	823	869	932	13,467	13,725	14,287	3,364	3,508	3,703	4,890	5,063	5,411	16,130	16,571	17,379	7	
-811	-793	-832	-483	-503	-558	-1,438	-1,449	-1,426	1,031	1,062	1,131	-1,881	-1,919	-2,080	3,407	3,470	3,690	8	
155,770	161,487	171,053	10,866	12,173	13,441	224,731	234,347	243,359	60,114	62,924	66,412	65,538	67,825	72,040	251,144	261,894	275,230	9	
38,141	37,544	39,352	3,421	3,434	3,614	55,231	54,290	56,601	15,299	14,971	15,892	19,108	18,634	19,381	65,234	64,079	66,655	10	
35,826	37,360	39,394	2,662	2,712	2,863	53,567	55,966	58,960	15,134	15,796	16,670	15,639	15,960	16,312	66,224	68,787	71,846	11	
131,094	133,890	140,373	9,144	9,626	10,221	189,831	193,522	199,724	44,199	45,044	46,891	55,321	56,441	59,509	206,305	212,286	220,910	12	
29,032	31,789	34,450	2,220	2,453	2,700	42,046	46,550	48,177	10,872	11,826	12,735	13,015	13,913	15,156	44,825	48,064	51,387	13	
19,507	21,524	23,403	1,396	1,584	1,768	28,579	32,825	33,890	7,508	8,318	9,032	8,125	8,849	9,745	28,695	31,494	34,008	14	
9,525	10,265	11,047	823	869	932	13,467	13,725	14,287	3,364	3,508	3,703	4,890	5,063	5,411	16,130	16,571	17,379	15	
16,431	17,593	19,467	1,623	2,325	2,931	21,149	23,151	25,453	11,044	12,274	13,332	8,441	9,033	9,740	29,933	31,868	34,726	16	
717	895	1,185	192	788	1,249	-241	457	822	531	1,056	1,081	52	125	19	-31	405	530	17	
15,714	16,698	18,283	1,431	1,537	1,682	21,390	22,694	24,631	10,514	11,218	12,251	8,389	8,908	9,721	29,424	31,463	34,196	18	
1,210	1,433	1,747	344	931	1,398	102	791	1,172	749	1,193	1,222	768	963	887	485	1,024	1,172	19	
175,347	181,839	192,545	12,643	13,474	14,455	252,925	262,432	272,182	65,366	67,951	71,735	76,009	78,423	83,519	280,038	291,194	305,852	20	
142,837	147,289	155,789	9,680	10,273	11,084	215,002	222,885	231,617	51,189	53,278	56,376	62,836	64,953	69,439	242,696	252,203	266,009	21	
661	661	688	90	92	97	280	283	297	172	181	184	1,487	1,492	1,510	558	553	566	22	
280	287	278	240	260	292	941	948	1,044	3,110	3,361	3,777	119	126	134	1,564	1,574	1,738	23	
(D)	(D)	(n.a.)	50	57	(n.a.)	375	398	(n.a.)	2,154	2,354	(n.a.)	(D)	(D)	(n.a.)	378	387	(n.a.)	24	
226	230	(n.a.)	127	127	(n.a.)	423	401	(n.a.)	130	125	(n.a.)	110	117	(n.a.)	1,020	1,012	(n.a.)	25	
(D)	(D)	(n.a.)	63	77	(n.a.)	143	149	(n.a.)	826	882	(n.a.)	(D)	(D)	(n.a.)	166	176	(n.a.)	26	
1,297	1,347	1,425	306	333	367	2,069	2,209	2,144	1,043	1,129	1,174	716	733	789	3,435	3,585	3,678	27	
11,265	11,512	12,543	763	838	966	13,955	14,169	14,896	3,276	3,420	3,459	5,010	5,008	5,498	16,274	16,943	17,774	28	
32,810	32,805	33,612	1,124	1,202	1,323	52,894	55,625	55,486	9,894	10,354	10,912	11,837	12,160	13,127	45,646	45,870	46,472	29	
16,921	17,050	17,821	717	766	840	37,639	40,083	39,521	4,976	5,148	5,312	9,221	9,476	10,325	26,380	26,299	26,939	30	
1,008	992	(n.a.)	61	66	(n.a.)	741	744	(n.a.)	166	181	(n.a.)	1,487	1,508	(n.a.)	1,133	1,177	(n.a.)	31	
928	884	(n.a.)	49	51	(n.a.)	2,061	1,975	(n.a.)	345	357	(n.a.)	263	270	(n.a.)	1,859	1,903	(n.a.)	32	
382	380	(n.a.)	(D)	(D)	(n.a.)	3,960	3,972	(n.a.)	170	182	(n.a.)	565	534	(n.a.)	3,022	2,959	(n.a.)	33	
1,852	1,870	(n.a.)	63	63	(n.a.)	6,210	6,277	(n.a.)	1,146	1,082	(n.a.)	693	722	(n.a.)	4,679	4,663	(n.a.)	34	
2,010	2,034	(n.a.)	260	293	(n.a.)	5,086	5,150	(n.a.)	1,201	1,252	(n.a.)	738	745	(n.a.)	3,858	3,778	(n.a.)	35	
4,045	3,916	(n.a.)	94	99	(n.a.)	1,956	1,845	(n.a.)	397	385	(n.a.)	3,756	3,874	(n.a.)	3,644	3,263	(n.a.)	36	
1,614	1,533	(n.a.)	3	3	(n.a.)	2,190	2,230	(n.a.)	131	135	(n.a.)	119	125	(n.a.)	1,525	1,547	(n.a.)	37	
1,726	2,058	(n.a.)	(D)	(D)	(n.a.)	11,128	13,540	(n.a.)	811	954	(n.a.)	514	590	(n.a.)	(D)	1,525	(n.a.)	38	
345	368	(n.a.)	(D)	(D)	(n.a.)	1,730	1,797	(n.a.)	261	241	(n.a.)	362	375	(n.a.)	(D)	1,764	(n.a.)	39	
2,165	2,159	(n.a.)	35	36	(n.a.)	950	956	(n.a.)	99	96	(n.a.)	279	284	(n.a.)	1,057	1,047	(n.a.)	40	
843	856	(n.a.)	26	27	(n.a.)	1,628	1,596	(n.a.)	246	284	(n.a.)	445	449	(n.a.)	2,592	2,673	(n.a.)	41	
15,890	15,755	15,792	407	436	482	15,255	15,542	15,965	4,918	5,206	5,600	2,616	2,684	2,802	19,266	19,571	19,534	42	
1,751	1,876	(n.a.)	203	208	(n.a.)	2,832	2,854	(n.a.)	752	773	(n.a.)	827	861	(n.a.)	3,499	3,623	(n.a.)	43	
1,474	1,457	(n.a.)	28	32	(n.a.)	408	421	(n.a.)	109	106	(n.a.)	108	115	(n.a.)	636	576	(n.a.)	44	
3,029	2,736	(n.a.)	1	1	(n.a.)	167	175	(n.a.)	4	4	(n.a.)	7	7	(n.a.)	366	329	(n.a.)	45	
551	533	(n.a.)	6	7	(n.a.)	174	173	(n.a.)	22	18	(n.a.)	37	42	(n.a.)	333	337	(n.a.)	46	
1,206	1,172	(n.a.)	1	2	(n.a.)	113	121	(n.a.)	68	56	(n.a.)	45	35	(n.a.)	687	622	(n.a.)	47	
27	31	(n.a.)	(D)	(D)	(n.a.)	39	36	(n.a.)	9	9	(n.a.)	19	22	(n.a.)	152	149	(n.a.)	48	
1,248	1,243	(n.a.)	(D)	(D)	(n.a.)	1,683	1,603	(n.a.)	196	193	(n.a.)	552	566	(n.a.)	1,953	1,879	(n.a.)	49	
779	780	(n.a.)	33	34	(n.a.)	1,706	1,707	(n.a.)	211	206	(n.a.)	404	389	(n.a.)	2,023	1,996	(n.a.)	50	
117	145	(n.a.)	(D)	(D)	(n.a.)	588	723	(n.a.)	1,672	1,882	(n.a.)	52	63	(n.a.)	790	997	(n.a.)	51	
3,967	4,064	(n.a.)	10	12	(n.a.)	3,957	4,109	(n.a.)	1,219	1,283	(n.a.)	303	315	(n.a.)	6,791	7,051	(n.a.)	52	
1,740	1,718	(n.a.)	33	37	(n.a.)	3,587	3,620	(n.a.)	656	676	(n.a.)	262	268	(n.a.)	2,035	2,012	(n.a.)	53	
9,027	9,601	10,381	800	840	910	13,793	14,036	14,661	2,790	2,758	2,873	4,590	4,831	5,279	13,608	14,429	15,507	54	
12,731	12,978	13,368	1,035	1,118	1,118	18,137	18,414	18,517	4,887	5,041	5,179	5,806	5,885	6,190	19,590	20,486	20,797	55	
5,388	5,439	5,714	541	558	596	8,381	8,551	8,979	2,509	2,545	2,706	2,514	2,539	2,714	10,356	10,480	11,098	56	
909	795	(n.a.)	10	11	(n.a.)	696	725	(n.a.)	657	636	(n.a.)	241	228	(n.a.)	1,590	1,386	(n.a.)	57	
195	(D)	(n.a.)	122	120	(n.a.)	(D)	(D)	(n.a.)	(D)	113	(n.a.)	203	199	(n.a.)	(D)	(D)	(n.a.)	58	
81	89	(n.a.)	(L)	(L)	(n.a.)	105	97	(n.a.)	(L)	(L)	(n.a.)								

Table 4. Personal Income by Major Source and
 [Millions of

Item	Line	Rhode Island			South Carolina			South Dakota			Tennessee		
		2002 ¹	2003 ¹	2004 ²	2002 ¹	2003 ¹	2004 ²	2002 ¹	2003 ¹	2004 ²	2002 ¹	2003 ¹	2004 ²
Income by place of residence													
Personal income (lines 4-11)	1	33,181	34,476	36,453	104,636	108,463	114,069	20,430	22,072	23,787	160,317	167,415	177,057
Population (thousands) ²	2	1,069	1,076	1,081	4,106	4,149	4,198	760	765	771	5,792	5,845	5,901
Per capita personal income (dollars) ³	3	31,042	32,038	33,733	25,485	26,144	27,172	26,865	28,856	30,856	27,678	28,641	30,005
Derivation of personal income													
Earnings by place of work (lines 12-18 or 19-90)	4	23,310	24,715	26,113	76,474	80,147	84,041	14,424	16,125	17,407	126,398	133,070	141,176
Less: Contributions for government social insurance ⁴	5	2,852	3,003	3,179	8,725	9,027	9,514	1,660	1,729	1,840	13,650	14,253	15,199
Employer and self-employed contributions for government social insurance	6	1,521	1,609	1,706	4,509	4,661	4,913	915	956	1,018	7,206	7,478	7,962
Employer contributions for government social insurance	7	1,331	1,394	1,473	4,216	4,366	4,601	746	774	822	6,444	6,775	7,237
Plus: Adjustment for residence ⁵	8	1,300	1,287	1,380	1,401	1,433	1,520	-216	-211	-229	-1,539	-1,551	-1,677
Equals: Net earnings by place of residence	9	21,757	22,999	24,313	69,149	72,553	76,047	12,548	14,184	15,338	111,209	117,266	124,300
Plus: Dividends, interest, and rent ⁶	10	5,571	5,440	5,776	17,108	16,770	17,782	4,822	4,763	5,128	22,238	21,727	22,716
Plus: Personal current transfer receipts	11	5,852	6,037	6,364	18,378	19,140	20,239	3,060	3,125	3,321	26,870	28,422	30,040
Earnings by place of work													
Components of earnings:													
Wage and salary disbursements	12	17,179	18,105	19,003	56,814	58,375	60,903	10,327	10,723	11,306	88,733	91,685	96,668
Supplements to wages and salaries	13	3,830	4,126	4,437	13,150	14,397	15,337	2,353	2,548	2,773	19,563	21,795	23,338
Employer contributions for employee pension and insurance funds	14	2,499	2,732	2,964	8,934	10,031	10,737	1,608	1,774	1,913	13,118	15,020	16,101
Employer contributions for government social insurance	15	1,331	1,394	1,473	4,216	4,366	4,601	746	774	822	6,444	6,775	7,237
Proprietors' income ⁷	16	2,301	2,483	2,672	6,509	7,375	7,800	1,744	2,853	3,327	18,102	19,590	21,171
Farm	17	-1	-2	(L)	-11	405	214	-109	865	1,168	-250	-53	-21
Nonfarm	18	2,303	2,485	2,672	6,520	6,970	7,586	1,853	1,988	2,160	18,352	19,644	21,192
Earnings by industry													
Farm earnings	19	14	17	20	152	525	339	29	994	1,302	-88	141	182
Nonfarm earnings	20	23,295	24,697	26,092	76,322	79,622	83,702	14,396	15,131	16,105	126,486	132,929	140,994
Private earnings	21	19,115	20,369	21,633	60,611	63,221	66,509	11,466	12,016	12,810	108,904	114,416	121,609
Forestry, fishing, related activities, and other ⁸	22	(D)	58	61	357	367	389	87	88	93	348	346	360
Mining	23	(D)	19	20	96	98	103	65	63	63	279	270	284
Oil and gas extraction	24	(D)	(D)	(n.a.)	(D)	(D)	(n.a.)	(D)	(D)	(n.a.)	27	29	(n.a.)
Mining, except oil and gas	25	19	17	(n.a.)	88	89	(n.a.)	49	47	(n.a.)	222	209	(n.a.)
Support activities for mining	26	(D)	(D)	(n.a.)	(D)	(D)	(n.a.)	(D)	(D)	(n.a.)	30	32	(n.a.)
Utilities	27	(D)	280	279	946	1,024	1,096	158	167	173	307	320	341
Construction	28	(D)	1,446	1,498	5,325	5,622	5,960	916	985	1,040	7,269	7,797	8,241
Manufacturing	29	3,253	3,205	3,264	14,699	15,091	15,346	1,648	1,722	1,862	23,016	24,093	24,912
Durable-goods manufacturing	30	2,153	2,081	2,118	7,122	7,596	7,707	1,088	1,137	1,228	13,922	14,813	15,173
Wood product manufacturing	31	(D)	38	(n.a.)	343	334	(n.a.)	93	94	(n.a.)	655	647	(n.a.)
Nonmetallic mineral product manufacturing	32	46	44	(n.a.)	538	521	(n.a.)	70	74	(n.a.)	768	817	(n.a.)
Primary metal manufacturing	33	131	127	(n.a.)	416	412	(n.a.)	30	30	(n.a.)	741	741	(n.a.)
Fabricated metal product manufacturing	34	410	380	(n.a.)	1,266	1,318	(n.a.)	125	130	(n.a.)	2,058	2,112	(n.a.)
Machinery manufacturing	35	138	135	(n.a.)	1,096	1,106	(n.a.)	208	223	(n.a.)	1,783	1,756	(n.a.)
Computer and electronic product manufacturing	36	341	362	(n.a.)	407	410	(n.a.)	182	182	(n.a.)	786	773	(n.a.)
Electrical equipment and appliance mfg.	37	(D)	159	(n.a.)	595	588	(n.a.)	19	19	(n.a.)	1,198	1,217	(n.a.)
Motor vehicle manufacturing	38	(D)	(D)	(n.a.)	(D)	(D)	(n.a.)	(D)	(D)	(n.a.)	(D)	(D)	(n.a.)
Transportation equipment mfg. excl. motor vehicles	39	(D)	(D)	(n.a.)	(D)	(D)	(n.a.)	(D)	(D)	(n.a.)	(D)	(D)	(n.a.)
Furniture and related product manufacturing	40	76	76	(n.a.)	166	149	(n.a.)	64	73	(n.a.)	735	700	(n.a.)
Miscellaneous manufacturing	41	612	532	(n.a.)	417	418	(n.a.)	206	209	(n.a.)	1,051	1,085	(n.a.)
Nondurable-goods manufacturing	42	1,100	1,123	1,146	7,578	7,495	7,639	560	585	634	9,093	9,281	9,739
Food manufacturing	43	106	104	(n.a.)	602	629	(n.a.)	282	293	(n.a.)	1,628	1,688	(n.a.)
Beverage and tobacco product manufacturing	44	45	41	(n.a.)	87	90	(n.a.)	20	21	(n.a.)	448	462	(n.a.)
Textile mills	45	188	179	(n.a.)	1,725	1,589	(n.a.)	(D)	(D)	(n.a.)	325	307	(n.a.)
Textile product mills	46	43	43	(n.a.)	376	352	(n.a.)	15	14	(n.a.)	142	152	(n.a.)
Apparel manufacturing	47	(D)	(D)	(n.a.)	204	184	(n.a.)	(D)	(D)	(n.a.)	402	364	(n.a.)
Leather and allied product manufacturing	48	(D)	8	(n.a.)	3	4	(n.a.)	1	1	(n.a.)	66	63	(n.a.)
Paper manufacturing	49	(D)	112	(n.a.)	1,049	1,075	(n.a.)	69	71	(n.a.)	1,315	1,373	(n.a.)
Printing and related support activities	50	129	114	(n.a.)	363	358	(n.a.)	57	60	(n.a.)	1,014	1,008	(n.a.)
Petroleum and coal products manufacturing	51	(D)	(D)	(n.a.)	24	31	(n.a.)	(D)	(D)	(n.a.)	158	199	(n.a.)
Chemical manufacturing	52	275	325	(n.a.)	1,809	1,841	(n.a.)	37	44	(n.a.)	2,194	2,267	(n.a.)
Plastics and rubber products manufacturing	53	157	157	(n.a.)	1,336	1,340	(n.a.)	50	50	(n.a.)	1,401	1,397	(n.a.)
Wholesale trade	54	1,037	1,089	1,129	3,331	3,448	3,739	742	762	828	7,034	7,406	8,006
Retail trade	55	1,619	1,700	1,750	6,276	6,471	6,757	1,264	1,323	1,361	10,251	10,608	11,081
Transportation and warehousing	56	(D)	439	444	2,180	2,254	2,365	481	486	513	7,208	7,551	7,954
Air transportation	57	26	26	(n.a.)	44	49	(n.a.)	12	12	(n.a.)	366	380	(n.a.)
Rail transportation	58	23	23	(n.a.)	118	117	(n.a.)	52	51	(n.a.)	(D)	(D)	(n.a.)
Water transportation	59	(D)	7	(n.a.)	6	7	(n.a.)	(L)	(L)	(n.a.)	71	83	(n.a.)
Truck transportation	60	137	136	(n.a.)	989	1,025	(n.a.)	289	288	(n.a.)	3,053	3,083	(n.a.)
Transit and ground passenger transportation	61	51	56	(n.a.)	42	41	(n.a.)	19	19	(n.a.)	148	161	(n.a.)
Pipeline transportation	62	(D)	(D)	(n.a.)	13	13	(n.a.)	12	13	(n.a.)	38	(D)	(n.a.)
Scenic and sightseeing transportation	63	7	6	(n.a.)	16	15	(n.a.)	2	2	(n.a.)	15	13	(n.a.)
Support activities for transportation	64	55	59	(n.a.)	477	488	(n.a.)	27	29	(n.a.)	605	646	(n.a.)
Couriers and messengers	65	68	(D)	(n.a.)	191	212	(n.a.)	50	54	(n.a.)	(D)	2,374	(n.a.)
Warehousing and storage	66	40	47	(n.a.)	284	288	(n.a.)	18	17	(n.a.)	364	412	(n.a.)
Information	67	773	848	959	1,529	1,568	1,701	321	334	369	2,860	2,902	3,056
Publishing industries, except Internet	68	204	203	(n.a.)	287	305	(n.a.)	73	68	(n.a.)	612	631	(n.a.)
Motion picture and sound recording industries	69	16	16	(n.a.)	44	37	(n.a.)	7	7	(n.a.)	378	405	(n.a.)
Broadcasting, except Internet	70	160	184	(n.a.)	340	382	(n.a.)	95	103	(n.a.)	551	604	(n.a.)
Internet publishing and broadcasts	71	2	2	(n.a.)	3	2	(n.a.)	(D)	(D)	(n.a.)	23	23	(n.a.)
Telecommunications	72	191	203	(n.a.)	715	703	(n.a.)	139	147	(n.a.)	1,048	995	(n.a.)
ISPs, search portals, and data processing	73	185	227	(n.a.)	129	128	(n.a.)	5	7	(n.a.)	241	237	(n.a.)
Other information services	74	14	13	(n.a.)	11	11	(n.a.)	(D)	(D)	(n.a.)	6	7	(n.a.)
Finance and insurance	75	1,803	1,926	2,075	3,561	3,798	4,022	1,125	1,153	1,237	7,448	8,040	8,756
Real estate and rental and leasing	76	370	416	466	1,592	1,693	1,888	275	309	358	2,557	2,870	3,211
Professional and technical services	77	1,691	1,793	1,987	4,520	4,626	4,872	532	560	594	8,207	8,502	9,099
Management of companies and enterprises	78	495	772	903	552	636	701	260	231	223	1,357	1,478	1,707
Administrative and waste services	79	673	689	783	3,360	3,556	3,847	368	380	389	5,925	5,724	6,377
Educational services	80	734	793	833	578	616	639	158	184	184	1,544	1,683	1,832
Health care and social assistance	81	2,989	3,168	3,366	5,967	6,327	6,704	1,934	2,103	2,265	13,984	14,996	16,114
Arts, entertainment, and recreation	82	238	258	267	660	693	734	189	202	215	1,299	1,450	1,542
Accommodation and food services													

Earnings by Industry, 2002-2004¹—Continues
dollars]

Texas			Utah			Vermont			Virginia			Washington			West Virginia			Line
2002 ¹	2003 ¹	2004 ^P	2002 ¹	2003 ¹	2004 ^P	2002 ¹	2003 ¹	2004 ^P	2002 ¹	2003 ¹	2004 ^P	2002 ¹	2003 ¹	2004 ^P	2002 ¹	2003 ¹	2004 ^P	
623,914	642,630	679,683	58,089	59,761	63,562	18,405	19,131	20,363	239,767	248,432	264,652	198,371	203,890	218,987	43,038	44,456	46,966	1
21,723	22,103	22,490	2,320	2,352	2,389	617	619	621	7,274	7,365	7,460	6,067	6,131	6,204	1,805	1,811	1,815	2
28,721	29,074	30,222	25,041	25,407	26,606	29,855	30,888	32,770	32,964	33,730	35,477	32,696	33,254	35,299	23,841	24,542	25,872	3
512,996	531,094	563,140	47,596	49,257	52,588	13,241	13,873	14,846	187,457	196,493	210,440	153,748	159,293	167,849	29,010	29,947	31,635	4
50,505	52,275	55,621	5,157	5,302	5,677	1,533	1,588	1,694	20,303	21,245	22,823	18,364	19,039	20,116	4,095	4,183	4,434	5
26,379	26,938	28,513	2,583	2,649	2,835	815	848	905	10,571	11,021	11,830	8,454	8,718	9,176	1,755	1,808	1,918	6
24,126	25,337	27,108	2,574	2,653	2,842	718	740	788	9,732	10,224	10,994	9,910	10,321	10,941	2,340	2,375	2,516	7
-1,457	-1,456	-1,543	13	22	27	238	268	285	7,749	7,985	8,258	2,311	2,340	2,544	732	794	837	8
461,035	477,363	505,976	42,452	43,978	46,938	11,946	12,553	13,437	174,903	183,233	195,874	137,695	142,594	150,277	25,647	26,558	28,038	9
85,175	83,222	87,484	9,181	8,975	9,491	3,617	3,576	3,767	39,393	38,681	40,897	34,081	33,452	40,258	6,121	5,991	6,288	10
77,704	82,045	86,223	6,457	6,808	7,133	2,843	3,001	3,158	25,471	26,517	27,881	26,595	27,844	28,452	11,271	11,907	12,640	11
354,387	360,200	377,483	34,280	35,029	37,123	9,599	9,945	10,511	138,921	144,204	153,416	111,357	114,150	118,984	20,517	20,915	21,931	12
75,788	82,359	89,433	7,853	8,421	9,117	2,137	2,313	2,519	32,747	35,025	38,067	25,400	27,209	29,269	5,760	6,082	6,532	13
51,662	57,023	62,325	5,279	5,768	6,275	1,419	1,573	1,731	23,015	24,801	27,074	15,490	16,889	18,328	3,420	3,706	4,016	14
24,126	25,337	27,108	2,574	2,653	2,842	718	740	788	9,732	10,224	10,994	9,910	10,321	10,941	2,340	2,375	2,516	15
82,822	88,535	96,224	5,464	5,807	6,348	1,506	1,615	1,815	15,789	17,264	18,957	16,991	17,934	19,597	2,733	2,951	3,173	16
2,374	2,784	2,866	74	129	114	44	46	90	-101	132	124	350	112	198	-102	-73	-123	17
80,447	85,750	93,358	5,389	5,678	6,234	1,462	1,569	1,725	15,890	17,132	18,833	16,641	17,821	19,398	2,835	3,025	3,295	18
3,289	3,569	3,694	196	262	253	112	130	177	106	381	382	1,490	1,476	1,611	-69	-35	-83	19
509,707	527,525	559,446	47,400	48,996	52,335	13,129	13,743	14,689	187,351	196,112	210,057	152,258	157,816	166,238	29,079	29,982	31,718	20
432,952	446,412	475,513	38,364	39,556	42,560	10,899	11,333	12,066	142,998	150,112	161,788	123,750	127,756	134,795	22,620	23,203	24,712	21
1,430	1,433	1,466	51	52	54	81	82	86	323	329	345	1,850	1,911	1,982	148	145	150	22
20,110	21,147	23,857	510	522	592	54	55	55	693	699	767	254	262	295	1,688	1,693	1,919	23
14,231	14,795	(n.a.)	83	98	(n.a.)	7	7	(n.a.)	96	94	(n.a.)	(D)	(D)	(n.a.)	247	266	(n.a.)	24
751	803	(n.a.)	288	279	(n.a.)	(D)	(D)	(n.a.)	543	545	(n.a.)	216	225	(n.a.)	1,269	1,223	(n.a.)	25
5,129	5,549	(n.a.)	139	145	(n.a.)	(D)	(D)	(n.a.)	54	60	(n.a.)	(D)	(D)	(n.a.)	171	204	(n.a.)	26
9,615	9,391	10,044	463	364	382	196	201	228	1,385	1,545	1,630	557	569	617	522	533	551	27
33,093	33,948	35,158	3,505	3,598	4,002	874	1,095	1,169	11,649	12,335	13,927	9,923	10,319	11,147	1,682	1,657	1,903	28
65,724	68,010	71,302	5,817	6,108	6,399	2,338	2,285	2,343	16,892	17,233	17,672	19,943	19,260	19,970	3,847	3,842	3,963	29
39,301	40,031	41,604	3,949	4,123	4,243	1,778	1,719	1,753	9,562	9,866	10,187	14,459	14,138	14,695	2,062	2,056	2,146	30
1,158	1,081	(n.a.)	81	90	(n.a.)	103	111	(n.a.)	711	737	(n.a.)	844	877	(n.a.)	288	300	(n.a.)	31
2,529	2,402	(n.a.)	200	209	(n.a.)	99	101	(n.a.)	531	543	(n.a.)	437	458	(n.a.)	208	179	(n.a.)	32
1,536	1,516	(n.a.)	212	201	(n.a.)	48	47	(n.a.)	390	370	(n.a.)	414	356	(n.a.)	593	577	(n.a.)	33
5,772	5,599	(n.a.)	480	481	(n.a.)	156	165	(n.a.)	1,044	1,083	(n.a.)	861	872	(n.a.)	322	303	(n.a.)	34
5,695	5,745	(n.a.)	296	291	(n.a.)	177	175	(n.a.)	1,052	1,096	(n.a.)	735	746	(n.a.)	103	92	(n.a.)	35
12,144	11,818	(n.a.)	766	769	(n.a.)	769	697	(n.a.)	1,593	1,616	(n.a.)	1,980	1,951	(n.a.)	47	49	(n.a.)	36
1,080	1,112	(n.a.)	52	54	(n.a.)	54	62	(n.a.)	481	477	(n.a.)	249	292	(n.a.)	50	50	(n.a.)	37
1,993	2,393	(n.a.)	(D)	(D)	(n.a.)	(D)	(D)	(n.a.)	(D)	(D)	(n.a.)	(D)	(D)	(n.a.)	177	215	(n.a.)	38
3,962	4,802	(n.a.)	(D)	(D)	(n.a.)	(D)	(D)	(n.a.)	(D)	(D)	(n.a.)	(D)	(D)	(n.a.)	136	148	(n.a.)	39
1,133	1,167	(n.a.)	260	265	(n.a.)	97	84	(n.a.)	694	681	(n.a.)	321	336	(n.a.)	62	64	(n.a.)	40
2,299	2,397	(n.a.)	722	767	(n.a.)	115	103	(n.a.)	423	416	(n.a.)	678	657	(n.a.)	76	78	(n.a.)	41
26,423	27,979	29,697	1,868	1,985	2,156	560	565	591	7,330	7,368	7,485	5,484	5,122	5,275	1,785	1,786	1,817	42
3,982	4,057	(n.a.)	500	518	(n.a.)	166	167	(n.a.)	1,289	1,324	(n.a.)	1,582	1,616	(n.a.)	144	135	(n.a.)	43
797	833	(n.a.)	29	30	(n.a.)	14	15	(n.a.)	913	893	(n.a.)	237	257	(n.a.)	52	44	(n.a.)	44
121	127	(n.a.)	11	11	(n.a.)	9	8	(n.a.)	508	457	(n.a.)	31	31	(n.a.)	12	11	(n.a.)	45
247	243	(n.a.)	25	25	(n.a.)	10	9	(n.a.)	138	144	(n.a.)	108	107	(n.a.)	(D)	(D)	(n.a.)	46
677	527	(n.a.)	25	21	(n.a.)	18	17	(n.a.)	180	147	(n.a.)	96	94	(n.a.)	13	11	(n.a.)	47
162	183	(n.a.)	6	6	(n.a.)	(D)	(D)	(n.a.)	14	16	(n.a.)	20	24	(n.a.)	(D)	(D)	(n.a.)	48
1,579	1,561	(n.a.)	133	136	(n.a.)	122	118	(n.a.)	846	837	(n.a.)	1,000	1,004	(n.a.)	74	76	(n.a.)	49
1,997	1,964	(n.a.)	299	305	(n.a.)	90	91	(n.a.)	814	803	(n.a.)	503	472	(n.a.)	76	82	(n.a.)	50
5,561	6,842	(n.a.)	281	321	(n.a.)	(D)	(D)	(n.a.)	112	129	(n.a.)	289	393	(n.a.)	116	151	(n.a.)	51
9,143	9,483	(n.a.)	438	475	(n.a.)	75	82	(n.a.)	1,450	1,518	(n.a.)	1,188	681	(n.a.)	1,136	1,116	(n.a.)	52
2,158	2,159	(n.a.)	123	138	(n.a.)	43	43	(n.a.)	1,066	1,100	(n.a.)	429	441	(n.a.)	155	155	(n.a.)	53
30,953	31,909	33,649	2,159	2,189	2,366	539	576	591	7,154	7,469	8,085	7,270	7,521	8,411	1,124	1,135	1,214	54
35,844	36,275	37,165	3,723	3,859	4,129	1,163	1,198	1,268	11,503	11,928	12,533	10,710	11,064	11,598	2,255	2,313	2,405	55
22,791	23,105	24,821	2,111	2,128	2,266	312	316	329	5,354	5,373	5,614	4,895	4,987	5,323	1,029	1,053	1,106	56
5,205	4,931	(n.a.)	503	487	(n.a.)	12	13	(n.a.)	1,247	1,057	(n.a.)	894	891	(n.a.)	15	13	(n.a.)	57
1,414	1,389	(n.a.)	164	162	(n.a.)	10	9	(n.a.)	429	423	(n.a.)	348	(D)	(n.a.)	(D)	214	(n.a.)	58
366	348	(n.a.)	(D)	(D)	(n.a.)	(D)	(D)	(n.a.)	139	156	(n.a.)	234	240	(n.a.)	36	37	(n.a.)	59
5,424	5,503	(n.a.)	783	789	(n.a.)	142	145	(n.a.)	1,459	1,529	(n.a.)	1,308	1,288	(n.a.)	413	426	(n.a.)	60
563	547	(n.a.)	37	33	(n.a.)	32	31	(n.a.)	214	222	(n.a.)	164	167	(n.a.)	9	10	(n.a.)	61
3,615	3,706	(n.a.)	29	36	(n.a.)	0	0	(n.a.)	40	43	(n.a.)	23	23	(n.a.)	129	132	(n.a.)	62
22	20	(n.a.)	12	12	(n.a.)	3	3	(n.a.)	11	10	(n.a.)	40	40	(n.a.)	(D)	3	(n.a.)	63
3,929	4,061	(n.a.)	228	234	(n.a.)	31	28	(n.a.)	748	802	(n.a.)	1,111	1,134	(n.a.)	81	82	(n.a.)	64
1,307	1,423	(n.a.)	(D)	(D)	(n.a.)	(D)	(D)	(n.a.)	448	487	(n.a.)	470	(D)	(n.a.)	82	88	(n.a.)	65
945	1,176	(n.a.)	197	203	(n.a.)	33	36	(n.a.)	619	643	(n.a.)	305	318	(n.a.)	45	48	(n.a.)	66
20,001	20,008	21,264	1,569	1,541	1,670	(D)	325	348	8,971	9,069	9,680	12,478	12,480	11,451	596	619	613	67
3,884	3,726	(n.a.)	577	570	(n.a.)	114	114	(n.a.)	1,944	1,995	(n.a.)	8,428	8,613	(n.a.)				

Table 4. Personal Income by Major Source and

[Millions of

Item	Line	Wisconsin			Wyoming			New England			Mideast		
		2002 ^f	2003 ^f	2004 ^p	2002 ^f	2003 ^f	2004 ^p	2002 ^f	2003 ^f	2004 ^p	2002 ^f	2003 ^f	2004 ^p
Income by place of residence													
Personal income (lines 4-11)	1	162,866	167,979	177,154	15,536	16,285	17,377	529,216	540,549	572,484	1,645,331	1,692,000	1,784,887
Population (thousands) ²	2	5,440	5,474	5,509	499	502	507	14,130	14,201	14,239	46,869	47,114	47,274
Per capita personal income (dollars) ³	3	29,937	30,685	32,157	31,122	32,433	34,306	37,453	38,065	40,206	35,105	35,913	37,756
Derivation of personal income													
Earnings by place of work (lines 12-18 or 19-90)	4	123,101	128,775	136,285	10,943	11,665	12,521	405,969	418,507	444,748	1,288,606	1,334,398	1,412,132
Less: Contributions for government social insurance ⁴	5	13,977	14,467	15,317	1,178	1,230	1,328	43,154	44,059	46,837	144,412	148,547	157,137
Employer and self-employed contributions for government social insurance	6	7,194	7,435	7,860	614	643	694	22,279	22,817	24,288	72,782	75,037	79,533
Employer contributions for government social insurance	7	6,782	7,032	7,457	565	587	634	20,875	21,242	22,549	71,630	73,510	77,604
Plus: Adjustment for residence ⁵	8	2,957	3,028	3,163	4	3	(L)	5,590	5,391	5,759	-16,220	-16,372	-17,247
Equals: Net earnings by place of residence	9	112,082	117,337	124,132	9,769	10,438	11,193	368,405	379,840	403,669	1,127,974	1,169,479	1,237,749
Plus: Dividends, interest, and rent ⁶	10	27,801	27,203	28,429	3,780	3,733	3,946	90,416	88,358	93,494	264,247	259,145	270,904
Plus: Personal current transfer receipts	11	22,984	23,439	24,594	1,988	2,114	2,239	70,395	72,351	75,320	253,110	263,375	276,233
Earnings by place of work													
Components of earnings:													
Wage and salary disbursements	12	91,548	94,257	98,700	7,548	7,881	8,418	298,208	304,289	320,993	947,051	970,518	1,019,038
Supplements to wages and salaries	13	20,850	22,724	24,458	1,693	1,854	2,058	62,463	66,100	71,597	200,059	212,288	228,440
Employer contributions for employee pension and insurance funds	14	14,068	15,692	17,002	1,128	1,267	1,423	41,588	44,858	49,048	128,429	138,778	150,836
Employer contributions for government social insurance	15	6,782	7,032	7,457	565	587	634	20,875	21,242	22,549	71,630	73,510	77,604
Proprietors' income ⁷	16	10,703	11,794	13,126	1,703	1,930	2,045	45,298	48,118	52,158	141,497	151,592	164,654
Farm	17	113	486	855	19	105	51	8	-8	-58	112	758	1,044
Nonfarm	18	10,590	11,308	12,272	1,683	1,825	1,994	45,290	48,124	52,216	141,385	150,834	163,610
Earnings by industry													
Farm earnings	19	805	1,119	1,512	106	199	149	492	579	550	1,546	2,488	2,837
Nonfarm earnings	20	122,296	127,657	134,773	10,837	11,466	12,372	405,477	417,928	444,198	1,287,060	1,331,910	1,409,295
Private earnings	21	104,372	108,776	115,140	8,239	8,685	9,427	353,568	364,319	388,655	1,077,548	1,114,319	1,184,013
Forestry, fishing, related activities, and other ⁸	22	425	430	452	50	48	49	(D)	1,126	1,177	(D)	3,200	3,563
Mining	23	213	222	248	1,488	1,592	1,823	(D)	605	669	(D)	3,016	3,335
Oil and gas extraction	24	(D)	(D)	(n.a.)	425	454	(n.a.)	(D)	(D)	(n.a.)	(D)	(D)	(n.a.)
Mining, except oil and gas	25	189	196	(n.a.)	632	654	(n.a.)	(D)	331	(n.a.)	1,547	(D)	(n.a.)
Support activities for mining	26	(D)	(D)	(n.a.)	430	484	(n.a.)	9	(D)	(n.a.)	215	228	(n.a.)
Utilities	27	1,000	1,034	1,131	(D)	187	203	(D)	3,786	4,228	(D)	14,527	15,089
Construction	28	7,647	7,984	8,469	(D)	1,009	1,026	(D)	24,450	26,277	64,349	66,781	70,757
Manufacturing	29	28,705	29,567	30,973	(D)	586	633	56,490	56,752	58,754	(D)	130,343	133,205
Durable-goods manufacturing	30	18,009	18,914	19,937	(D)	(D)	(D)	39,721	39,670	41,438	(D)	69,987	71,513
Wood product manufacturing	31	966	1,000	(n.a.)	32	29	(n.a.)	(D)	781	(n.a.)	(D)	(D)	(n.a.)
Nonmetallic mineral product manufacturing	32	539	557	(n.a.)	38	40	(n.a.)	1,013	974	(n.a.)	4,224	4,230	(n.a.)
Primary metal manufacturing	33	1,096	1,098	(n.a.)	4	(D)	(n.a.)	1,091	1,056	(n.a.)	5,046	4,937	(n.a.)
Fabricated metal product manufacturing	34	3,486	3,571	(n.a.)	54	59	(n.a.)	5,839	5,833	(n.a.)	10,021	9,903	(n.a.)
Machinery manufacturing	35	4,431	4,521	(n.a.)	20	16	(n.a.)	4,302	4,172	(n.a.)	9,955	9,659	(n.a.)
Computer and electronic product manufacturing	36	1,508	1,577	(n.a.)	15	17	(n.a.)	12,385	12,410	(n.a.)	16,125	15,818	(n.a.)
Electrical equipment and appliance mfg.	37	1,504	1,548	(n.a.)	7	8	(n.a.)	(D)	2,467	(n.a.)	(D)	(D)	(n.a.)
Motor vehicle manufacturing	38	(D)	(D)	(n.a.)	(D)	21	(n.a.)	705	818	(n.a.)	5,271	6,242	(n.a.)
Transportation equipment mfg. excl. motor vehicles	39	(D)	(D)	(n.a.)	(D)	3	(n.a.)	(D)	6,070	(n.a.)	2,975	3,143	(n.a.)
Furniture and related product manufacturing	40	725	740	(n.a.)	9	8	(n.a.)	793	761	(n.a.)	2,477	2,460	(n.a.)
Miscellaneous manufacturing	41	922	931	(n.a.)	21	21	(n.a.)	4,657	4,327	(n.a.)	8,031	8,225	(n.a.)
Non-durable-goods manufacturing	42	10,696	10,653	11,036	(D)	(D)	(D)	16,769	17,082	17,316	(D)	60,356	61,692
Food manufacturing	43	2,822	2,800	(n.a.)	20	20	(n.a.)	1,973	2,016	(n.a.)	8,806	9,135	(n.a.)
Beverage and tobacco product manufacturing	44	186	186	(n.a.)	17	18	(n.a.)	603	652	(n.a.)	1,941	1,892	(n.a.)
Textile mills	45	66	81	(n.a.)	(D)	(D)	(n.a.)	929	885	(n.a.)	(D)	(D)	(n.a.)
Textile product mills	46	93	86	(n.a.)	3	2	(n.a.)	314	321	(n.a.)	(D)	(D)	(n.a.)
Apparel manufacturing	47	102	101	(n.a.)	3	(D)	(n.a.)	(D)	(D)	(n.a.)	3,416	3,286	(n.a.)
Leather and allied product manufacturing	48	88	89	(n.a.)	2	2	(n.a.)	287	(D)	(n.a.)	(D)	(D)	(n.a.)
Paper manufacturing	49	2,891	2,770	(n.a.)	(D)	(D)	(n.a.)	(D)	2,813	(n.a.)	5,035	4,900	(n.a.)
Printing and related support activities	50	1,666	1,678	(n.a.)	10	11	(n.a.)	2,141	2,076	(n.a.)	7,045	6,911	(n.a.)
Petroleum and coal products manufacturing	51	38	51	(n.a.)	93	118	(n.a.)	(D)	411	(n.a.)	2,529	(D)	(n.a.)
Chemical manufacturing	52	1,232	1,300	(n.a.)	146	135	(n.a.)	4,908	5,175	(n.a.)	(D)	(D)	(n.a.)
Plastics and rubber products manufacturing	53	1,511	1,510	(n.a.)	10	17	(n.a.)	2,138	2,103	(n.a.)	(D)	(D)	(n.a.)
Wholesale trade	54	6,339	6,492	6,914	360	380	422	20,410	21,361	22,417	64,423	67,507	70,898
Retail trade	55	8,589	8,727	8,950	860	830	868	27,357	28,284	29,360	76,538	79,411	81,861
Transportation and warehousing	56	4,418	4,578	4,777	(D)	585	634	(D)	7,930	8,217	(D)	35,121	37,037
Air transportation	57	243	231	(n.a.)	25	25	(n.a.)	846	791	(n.a.)	5,307	5,080	(n.a.)
Rail transportation	58	277	273	(n.a.)	228	(D)	(n.a.)	(D)	(D)	(n.a.)	1,938	1,913	(n.a.)
Water transportation	59	(D)	(D)	(n.a.)	(D)	(D)	(n.a.)	187	(D)	(n.a.)	596	625	(n.a.)
Truck transportation	60	2,451	2,529	(n.a.)	171	176	(n.a.)	2,243	2,277	(n.a.)	9,436	9,569	(n.a.)
Transit and ground passenger transportation	61	342	356	(n.a.)	14	14	(n.a.)	1,067	1,093	(n.a.)	3,582	3,741	(n.a.)
Pipeline transportation	62	20	24	(n.a.)	59	64	(n.a.)	64	73	(n.a.)	438	469	(n.a.)
Scenic and sightseeing transportation	63	(D)	12	(n.a.)	(D)	1	(n.a.)	66	65	(n.a.)	107	(D)	(n.a.)
Support activities for transportation	64	287	299	(n.a.)	34	34	(n.a.)	913	927	(n.a.)	5,151	5,279	(n.a.)
Couriers and messengers	65	(D)	(D)	(n.a.)	(D)	32	(n.a.)	1,102	1,194	(n.a.)	4,101	4,458	(n.a.)
Warehousing and storage	66	442	478	(n.a.)	(D)	14	(n.a.)	884	909	(n.a.)	(D)	(D)	(n.a.)
Information	67	2,823	2,887	3,214	(D)	159	182	(D)	14,203	15,319	59,485	60,889	64,426
Publishing industries, except Internet	68	779	788	(n.a.)	40	39	(n.a.)	6,033	5,737	(n.a.)	14,921	14,945	(n.a.)
Motion picture and sound recording industries	69	103	104	(n.a.)	7	6	(n.a.)	368	367	(n.a.)	5,284	5,412	(n.a.)
Broadcasting, except Internet	70	571	641	(n.a.)	22	25	(n.a.)	1,951	2,196	(n.a.)	16,569	18,583	(n.a.)
Internet publishing and broadcasts	71	11	12	(n.a.)	(D)	1	(n.a.)	(D)	350	(n.a.)	(D)	673	(n.a.)
Telecommunications	72	826	808	(n.a.)	72	74	(n.a.)	3,812	3,833	(n.a.)	15,154	14,847	(n.a.)
ISPs, search portals, and data processing	73	528	529	(n.a.)	11	14	(n.a.)	1,738	1,588	(n.a.)	5,860	5,357	(n.a.)
Other information services	74	4	5	(n.a.)	1	1	(n.a.)	131	131	(n.a.)	(D)	1,071	(n.a.)
Finance and insurance	75	7,864	8,430	8,953	353	377	393	45,173	46,586	52,300	147,452	148,324	164,598
Real estate and rental and leasing	76	1,606	1,792	2,025	287	319	369	7,771	8,403	9,380	29,940	32,717	36,781
Professional and technical services	77	6,870	7,063	7,367	532	539	587	43,987	43,969	47,065	145,479	148,519	158,441
Management of companies and enterprises	78	2,833	3,208	3,764	41	46	74	9,746	10,495	11,602	29,542	30,113	32,916
Administrative and waste services	79	3,190	3,217	3,458	210	226	222	12,360	12,692	13,469	41,852	43,325	46,201
Educational services	80	1,329	1,421	1,491	44	42	46</						

Earnings by Industry, 2002-2004¹

dollars]

Great Lakes			Plains			Southeast			Southwest			Rocky Mountain			Far West			Line
2002 ²	2003 ³	2004 ⁴	2002 ²	2003 ³	2004 ⁴	2002 ²	2003 ³	2004 ⁴	2002 ²	2003 ³	2004 ⁴	2002 ²	2003 ³	2004 ⁴	2002 ²	2003 ³	2004 ⁴	
1,379,480	1,422,693	1,483,661	576,741	597,264	632,094	1,978,083	2,049,628	2,172,812	904,521	935,209	991,871	284,331	291,952	309,529	1,572,107	1,622,399	1,724,867	1
45,637	45,843	46,032	19,473	19,586	19,698	71,133	71,993	72,989	32,506	33,068	33,661	9,571	9,687	9,817	48,622	49,298	49,945	2
30,227	31,034	32,231	29,617	30,495	32,089	27,808	28,470	29,769	27,827	28,282	29,467	29,708	30,138	31,530	32,333	32,910	34,535	3
1,064,954	1,107,910	1,154,140	442,557	464,257	493,168	1,455,082	1,526,209	1,622,154	721,147	750,048	797,854	224,235	231,875	246,435	1,228,443	1,280,546	1,364,506	4
116,559	119,500	124,935	50,776	52,593	55,632	161,364	167,988	179,095	73,124	75,905	80,976	23,139	23,684	25,141	134,468	139,440	148,789	5
59,398	60,709	63,403	26,457	27,243	28,749	84,472	87,668	93,387	38,172	39,248	41,722	11,935	12,221	12,971	68,522	70,967	75,627	6
57,161	58,790	61,531	24,318	25,350	26,883	76,892	80,320	85,708	34,953	36,657	39,254	11,204	11,462	12,170	65,946	68,473	73,162	7
4,546	4,809	5,192	-4,966	-5,112	-5,370	9,761	9,935	10,264	382	440	466	926	970	1,028	-1,180	-1,255	-1,368	8
952,941	993,219	1,034,998	386,816	406,553	432,166	1,303,479	1,368,157	1,453,324	648,405	674,582	717,344	202,022	209,162	222,322	1,092,794	1,139,851	1,214,348	9
228,094	223,148	232,862	106,386	104,567	109,231	355,834	350,160	365,892	133,814	131,122	137,981	50,591	49,625	52,460	275,068	269,404	288,124	10
198,444	206,325	216,402	83,539	86,144	90,697	318,770	331,311	353,596	122,302	129,506	136,546	31,718	33,165	34,747	204,245	213,145	222,394	11
790,919	805,102	832,690	327,965	336,322	351,345	1,069,691	1,104,709	1,165,032	502,527	513,977	540,826	156,725	159,821	167,897	879,269	903,957	953,322	12
177,924	198,436	205,933	72,589	78,935	84,932	240,469	261,894	283,237	108,485	117,987	128,431	34,705	36,941	40,010	190,321	205,048	223,661	13
120,763	139,646	144,402	48,271	53,585	58,049	163,577	181,574	197,528	73,532	81,330	89,176	23,501	25,478	27,840	124,375	136,575	150,498	14
57,161	58,790	61,531	24,318	25,350	26,883	76,892	80,320	85,708	34,953	36,657	39,254	11,204	11,462	12,170	65,946	68,473	73,162	15
96,111	104,372	115,517	42,003	49,000	56,891	144,932	159,606	173,886	110,135	118,083	128,597	32,804	35,114	38,528	158,853	171,541	187,522	16
-394	1,876	4,098	1,133	5,353	9,421	3,025	7,377	8,698	3,946	4,718	4,938	802	1,010	1,074	3,077	4,072	4,258	17
96,504	102,496	111,419	40,871	43,646	47,470	141,907	152,229	165,188	106,189	113,365	123,660	32,002	34,103	37,454	155,776	167,470	183,265	18
1,923	4,179	6,503	3,385	7,488	11,645	6,790	11,058	12,540	5,656	6,263	6,558	1,987	2,287	2,406	10,479	11,253	11,745	19
1,063,032	1,103,731	1,147,637	439,173	456,769	481,522	1,448,293	1,515,152	1,609,615	715,491	743,785	791,297	222,248	229,588	244,028	1,217,964	1,269,294	1,352,760	20
913,194	948,566	988,056	367,945	382,173	403,784	1,180,669	1,232,728	1,312,452	596,861	618,526	660,675	183,412	188,726	201,304	1,011,659	1,054,812	1,130,454	21
1,559	1,577	1,656	1,433	1,510	1,579	6,852	6,916	7,166	2,180	2,194	2,258	915	930	974	9,253	9,508	9,744	22
3,755	3,854	4,208	1,953	2,097	2,324	10,805	11,010	11,662	24,972	26,340	29,672	4,585	4,817	5,824	4,731	4,770	5,379	23
(D)	(D)	(n.a.)	(D)	593	(n.a.)	2,983	3,067	(n.a.)	16,906	(D)	(n.a.)	(D)	(D)	(n.a.)	1,904	1,959	(n.a.)	24
1,985	1,984	(n.a.)	(D)	1,228	(n.a.)	5,081	5,018	(n.a.)	1,750	1,787	(n.a.)	1,775	1,741	(n.a.)	1,656	(D)	(n.a.)	25
(D)	(D)	(n.a.)	241	276	(n.a.)	2,740	2,924	(n.a.)	6,316	(D)	(n.a.)	(D)	(D)	(n.a.)	1,171	(D)	(n.a.)	26
10,216	10,386	10,802	4,970	4,873	5,280	13,774	14,584	15,116	11,966	11,898	12,662	(D)	2,113	2,265	10,652	11,418	12,629	27
62,974	64,334	67,002	27,672	28,877	30,633	90,790	95,523	104,419	47,673	49,368	52,028	(D)	18,361	19,737	78,511	83,088	92,968	28
218,729	231,804	232,705	68,212	70,760	74,482	193,615	198,687	205,388	89,670	92,761	97,323	(D)	22,055	22,823	148,803	151,362	159,237	29
155,825	167,690	166,470	42,906	45,002	47,544	108,655	112,752	116,710	56,012	57,131	59,450	(D)	(D)	(D)	105,984	(D)	(D)	30
3,472	3,520	(n.a.)	1,942	2,046	(n.a.)	7,413	7,283	(n.a.)	1,618	1,577	(n.a.)	895	887	(n.a.)	(D)	(D)	(n.a.)	31
5,673	5,641	(n.a.)	1,954	1,954	(n.a.)	6,596	6,658	(n.a.)	3,379	3,278	(n.a.)	904	907	(n.a.)	3,584	3,685	(n.a.)	32
12,408	12,505	(n.a.)	(D)	(D)	(n.a.)	6,195	6,089	(n.a.)	1,998	1,981	(n.a.)	432	(D)	(n.a.)	(D)	(D)	(n.a.)	33
23,117	23,210	(n.a.)	5,849	5,914	(n.a.)	13,574	13,765	(n.a.)	7,902	7,676	(n.a.)	1,552	1,558	(n.a.)	9,281	9,201	(n.a.)	34
23,823	23,994	(n.a.)	7,565	7,784	(n.a.)	12,415	12,441	(n.a.)	7,432	7,542	(n.a.)	1,086	1,043	(n.a.)	8,728	8,903	(n.a.)	35
9,546	9,428	(n.a.)	6,440	6,764	(n.a.)	14,172	13,926	(n.a.)	17,733	17,349	(n.a.)	5,680	5,621	(n.a.)	43,182	43,080	(n.a.)	36
7,710	7,679	(n.a.)	2,216	2,214	(n.a.)	7,601	7,404	(n.a.)	1,355	1,387	(n.a.)	222	226	(n.a.)	(D)	(D)	(n.a.)	37
(D)	(D)	(n.a.)	(D)	(D)	(n.a.)	16,789	20,948	(n.a.)	3,137	3,710	(n.a.)	(D)	785	(n.a.)	3,417	3,978	(n.a.)	38
(D)	(D)	(n.a.)	5,080	(D)	(n.a.)	9,644	10,082	(n.a.)	6,844	7,611	(n.a.)	(D)	1,331	(n.a.)	16,295	16,041	(n.a.)	39
5,155	5,074	(n.a.)	2,036	2,092	(n.a.)	7,050	6,976	(n.a.)	1,549	1,595	(n.a.)	694	700	(n.a.)	3,381	3,317	(n.a.)	40
8,492	8,540	(n.a.)	3,094	3,286	(n.a.)	7,205	7,181	(n.a.)	3,265	3,426	(n.a.)	1,501	1,575	(n.a.)	8,501	9,012	(n.a.)	41
62,904	64,115	66,235	25,306	25,758	26,938	84,961	85,935	88,678	33,658	35,630	37,873	(D)	(D)	(D)	42,819	(D)	(D)	42
13,020	13,198	(n.a.)	9,679	9,948	(n.a.)	15,154	15,634	(n.a.)	5,252	5,408	(n.a.)	2,031	2,045	(n.a.)	10,257	10,871	(n.a.)	43
1,670	1,604	(n.a.)	934	926	(n.a.)	5,088	5,144	(n.a.)	1,098	1,153	(n.a.)	598	621	(n.a.)	3,280	3,416	(n.a.)	44
363	375	(n.a.)	(D)	(D)	(n.a.)	7,958	7,323	(n.a.)	161	166	(n.a.)	(D)	24	(n.a.)	583	521	(n.a.)	45
650	633	(n.a.)	295	284	(n.a.)	(D)	(D)	(n.a.)	308	309	(n.a.)	102	109	(n.a.)	789	(D)	(n.a.)	46
554	532	(n.a.)	(D)	(D)	(n.a.)	3,700	3,448	(n.a.)	773	610	(n.a.)	82	(D)	(n.a.)	3,198	(D)	(n.a.)	47
339	316	(n.a.)	(D)	271	(n.a.)	(D)	(D)	(n.a.)	196	218	(n.a.)	56	59	(n.a.)	253	244	(n.a.)	48
8,027	7,780	(n.a.)	(D)	(D)	(n.a.)	10,849	10,817	(n.a.)	1,966	1,956	(n.a.)	525	550	(n.a.)	(D)	(D)	(n.a.)	49
7,847	7,882	(n.a.)	3,549	3,578	(n.a.)	6,659	6,607	(n.a.)	2,626	2,561	(n.a.)	870	860	(n.a.)	5,226	4,979	(n.a.)	50
2,461	2,981	(n.a.)	989	1,194	(n.a.)	2,583	3,402	(n.a.)	7,392	8,919	(n.a.)	(D)	(D)	(n.a.)	2,626	3,445	(n.a.)	51
16,100	16,816	(n.a.)	3,933	3,901	(n.a.)	19,133	19,660	(n.a.)	10,747	11,187	(n.a.)	1,286	1,355	(n.a.)	(D)	(D)	(n.a.)	52
11,874	11,997	(n.a.)	3,131	3,153	(n.a.)	10,050	10,152	(n.a.)	3,139	3,145	(n.a.)	494	526	(n.a.)	(D)	(D)	(n.a.)	53
58,183	59,597	62,434	25,452	26,148	27,975	74,947	78,000	83,868	40,634	41,710	44,189	10,539	10,684	11,331	57,892	60,240	64,326	54
70,290	71,248	72,544	31,626	32,479	33,431	109,131	112,520	117,005	52,404	53,611	55,518	16,191	16,624	17,405	86,486</			

Table 5. Personal Income by Major Source and

[Millions of dollars,

Item	Line	United States							Alabama						
		2003			2004				2003			2004			
		II ^r	III ^r	IV ^r	I ^r	II ^r	III ^r	IV ^p	II ^r	III ^r	IV ^r	I ^r	II ^r	III ^r	IV ^p
Income by place of residence															
Personal income (lines 2-11).....	1	9,093,553	9,197,598	9,322,279	9,445,286	9,593,470	9,701,248	9,948,814	118,419	119,591	121,941	123,038	125,385	126,064	129,184
Derivation of personal income															
Earnings by place of work (lines 12-18 or 19-46).....	2	7,061,362	7,165,596	7,264,339	7,360,990	7,482,823	7,591,697	7,705,036	86,514	87,543	89,512	89,930	91,820	92,450	94,251
Less: Contributions for government social insurance ²	3	767,364	775,132	783,400	802,306	812,385	825,203	834,272	9,840	9,907	10,065	10,233	10,398	10,526	10,650
Employee and self-employed contributions for government social insurance.....	4	393,492	397,744	402,320	410,867	416,428	423,242	428,180	5,164	5,205	5,294	5,367	5,461	5,531	5,601
Employer contributions for government social insurance.....	5	373,872	377,388	381,080	391,439	395,957	401,961	406,092	4,676	4,702	4,772	4,865	4,937	4,995	5,049
Plus: Adjustment for residence ³	6	-1,184	-1,202	-1,224	-1,244	-1,263	-1,287	-1,309	1,282	1,299	1,307	1,343	1,347	1,376	1,388
Equals: Net earnings by place of residence.....	7	6,292,813	6,389,262	6,479,715	6,557,440	6,669,175	6,765,207	6,869,455	77,956	78,935	80,753	81,041	82,769	83,299	84,989
Plus: Dividends, interest, and rent ⁴	8	1,467,720	1,462,140	1,491,832	1,508,891	1,523,863	1,520,649	1,650,393	18,955	18,910	19,369	19,613	19,804	19,119	20,882
Plus: Personal current transfer receipts.....	9	1,333,020	1,346,196	1,350,732	1,378,955	1,400,432	1,415,392	1,428,966	21,508	21,746	21,819	22,384	22,813	23,646	23,313
State unemployment insurance benefits.....	10	54,396	53,868	51,156	41,062	33,154	32,043	30,772	413	420	371	301	245	238	235
Personal current transfer receipts excluding state unemployment insurance benefits.....	11	1,278,624	1,292,328	1,299,576	1,337,893	1,367,278	1,383,349	1,398,194	21,095	21,326	21,448	22,082	22,568	23,408	23,078
Earnings by place of work															
Components of earnings:															
Wage and salary disbursements.....	12	5,068,260	5,123,624	5,184,252	5,233,966	5,308,309	5,398,037	5,464,261	62,096	62,566	63,635	63,777	64,935	65,809	66,682
Supplements to wages and salaries.....	13	1,166,028	1,187,972	1,209,352	1,240,156	1,258,423	1,275,513	1,290,865	15,336	15,591	15,984	16,148	16,450	16,640	16,844
Employer contributions for employee pension and insurance funds.....	14	792,156	810,584	828,272	848,717	862,466	873,552	884,773	10,660	10,889	11,212	11,282	11,513	11,645	11,795
Employer contributions for government social insurance.....	15	373,872	377,388	381,080	391,439	395,957	401,961	406,092	4,676	4,702	4,772	4,865	4,937	4,995	5,049
Proprietors' income ⁵	16	827,074	854,000	870,735	886,868	916,091	918,147	949,910	9,082	9,386	9,993	10,006	10,435	10,001	10,725
Farm proprietors' income.....	17	25,450	26,800	30,735	32,696	33,644	28,905	38,647	986	1,057	1,381	1,352	1,511	1,197	1,489
Nonfarm proprietors' income.....	18	801,624	827,200	840,000	854,172	882,447	889,242	911,263	8,095	8,329	8,512	8,654	8,923	8,804	9,236
Earnings by industry															
Farm earnings.....	19	45,775	47,292	51,436	53,697	54,854	50,318	60,271	1,115	1,187	1,512	1,485	1,646	1,333	1,626
Nonfarm earnings.....	20	7,015,586	7,118,305	7,212,903	7,307,293	7,427,969	7,541,379	7,644,766	85,399	86,356	87,999	88,446	90,174	91,117	92,625
Private earnings.....	21	5,852,296	5,949,806	6,038,652	6,107,216	6,219,160	6,327,314	6,423,808	67,660	68,582	70,245	70,357	72,035	72,866	74,367
Forestry, fishing, related activities, and other ⁶	22	26,692	27,135	27,426	27,800	28,262	28,175	28,230	633	639	645	655	659	677	668
Mining.....	23	55,995	56,409	59,014	60,993	62,054	63,257	65,990	673	661	697	671	695	716	749
Utilities.....	24	72,686	73,713	75,684	77,092	78,337	78,332	78,524	1,426	1,332	1,420	1,564	1,468	1,466	1,492
Construction.....	25	424,865	433,303	443,270	449,590	459,567	469,072	477,034	5,268	5,344	5,612	5,732	5,761	5,742	6,001
Manufacturing.....	26	943,012	955,264	980,396	958,467	974,885	996,926	1,005,391	15,262	15,473	16,149	15,372	15,995	16,486	16,730
Durable-goods.....	27	605,038	615,553	635,369	612,318	622,526	640,168	647,576	9,117	9,321	9,905	9,217	9,667	9,986	10,167
Non-durable-goods.....	28	337,974	339,711	345,568	346,150	352,359	356,758	357,815	6,144	6,152	6,245	6,154	6,329	6,500	6,563
Wholesale trade.....	29	362,540	366,325	371,275	377,830	384,285	392,107	395,533	4,118	4,204	4,268	4,362	4,493	4,532	4,578
Retail trade.....	30	479,405	486,204	493,412	490,998	498,896	503,727	509,169	6,553	6,658	6,856	6,749	6,874	6,938	7,008
Transportation and warehousing.....	31	230,525	232,338	235,386	238,122	242,244	246,871	251,091	2,608	2,668	2,724	2,717	2,788	2,847	2,918
Information.....	32	272,327	282,020	283,032	288,818	293,643	292,764	299,081	1,752	1,772	1,781	1,799	1,882	1,912	1,934
Finance and insurance.....	33	531,903	542,846	541,554	568,303	574,422	581,579	597,243	4,278	4,343	4,321	4,521	4,615	4,556	4,689
Real estate and rental and leasing.....	34	172,791	184,004	181,900	184,037	198,289	202,586	203,005	1,506	1,603	1,584	1,617	1,733	1,625	1,755
Professional and technical services.....	35	644,914	649,202	655,690	667,962	679,830	694,602	706,201	6,712	6,781	6,845	6,870	7,080	7,235	7,373
Management of companies and enterprises.....	36	143,162	145,987	150,021	158,109	160,683	164,054	167,253	630	640	714	766	761	767	784
Administrative and waste services.....	37	252,031	256,066	260,009	266,005	270,291	276,904	282,268	2,425	2,458	2,447	2,511	2,553	2,666	2,734
Educational services.....	38	92,716	94,186	95,960	96,662	98,194	99,279	100,073	587	604	609	620	623	626	625
Health care and social assistance.....	39	664,655	675,436	686,298	693,543	704,657	719,960	730,793	7,946	8,044	8,152	8,376	8,532	8,549	8,692
Arts, entertainment, and recreation.....	40	76,465	78,054	79,552	79,947	81,149	82,408	87,570	430	437	438	436	464	467	490
Accommodation and food services.....	41	192,974	196,689	200,242	203,169	206,452	209,142	212,465	2,030	2,052	2,091	2,116	2,120	2,102	2,166
Other services, except public administration.....	42	212,635	214,625	217,990	219,769	223,020	225,568	226,895	2,824	2,870	2,891	2,902	2,939	2,957	2,983
Government and government enterprises.....	43	1,163,290	1,168,499	1,174,250	1,200,078	1,208,809	1,214,065	1,220,957	17,739	17,774	17,754	18,089	18,139	18,251	18,258
Federal, civilian.....	44	221,208	218,748	217,449	221,712	225,310	224,009	223,985	4,072	3,981	3,921	3,969	4,061	4,049	4,044
Military.....	45	111,362	110,796	110,177	117,889	117,078	116,794	117,533	1,866	1,842	1,834	1,957	1,932	1,931	1,911
State and local.....	46	830,721	838,956	846,624	860,477	866,421	873,262	879,439	11,800	11,951	12,000	12,163	12,146	12,270	12,302

See the footnotes at the end of the table.

Earnings by Industry, 2003:II-2004:IV¹—Continues
 seasonally adjusted at annual rates]

Alaska							Arizona							Arkansas							Line
2003			2004				2003			2004				2003			2004				
II ^r	III ^r	IV ^r	I ^r	II ^r	III ^r	IV ^p	II ^r	III ^r	IV ^r	I ^r	II ^r	III ^r	IV ^p	II ^r	III ^r	IV ^r	I ^r	II ^r	III ^r	IV ^p	
21,466	21,662	21,917	22,219	22,361	22,639	23,109	150,706	152,748	155,719	158,770	161,715	164,359	168,616	65,957	66,763	68,165	69,161	70,283	71,038	72,758	1
17,825	18,026	18,217	18,632	18,709	19,049	19,288	113,697	115,592	117,980	120,614	123,067	125,881	128,291	48,621	49,421	50,682	51,318	52,208	53,017	53,927	2
1,778	1,791	1,802	1,860	1,858	1,896	1,916	12,569	12,702	12,922	13,390	13,585	13,895	14,137	5,678	5,756	5,895	5,978	6,079	6,194	6,262	3
874	882	890	915	915	932	943	6,541	6,623	6,748	6,969	7,081	7,248	7,378	2,939	2,979	3,051	3,085	3,141	3,202	3,239	4
904	909	911	945	943	964	974	6,028	6,079	6,175	6,421	6,504	6,647	6,758	2,738	2,778	2,845	2,893	2,937	2,992	3,023	5
-999	-1,017	-1,028	-1,044	-1,047	-1,081	-1,100	561	577	583	585	599	603	613	-351	-360	-384	-381	-397	-406	-414	6
15,048	15,218	15,387	15,728	15,804	16,072	16,272	101,689	103,468	105,641	107,809	110,080	112,589	114,768	42,592	43,304	44,402	44,959	45,732	46,416	47,252	7
3,155	3,148	3,202	3,231	3,256	3,271	3,486	25,820	25,761	26,407	26,713	26,925	27,016	28,583	10,195	10,160	10,416	10,542	10,637	10,687	11,296	8
3,263	3,297	3,328	3,260	3,302	3,296	3,350	23,197	23,519	23,672	24,248	24,710	24,754	25,266	13,170	13,299	13,347	13,660	13,914	13,934	14,210	9
163	157	167	133	118	108	107	510	509	491	381	319	320	323	411	398	371	300	260	257	247	10
3,099	3,140	3,161	3,127	3,184	3,188	3,243	22,687	23,010	23,181	23,867	24,391	24,433	24,943	12,759	12,901	12,976	13,360	13,654	13,677	13,962	11
12,318	12,411	12,512	12,718	12,722	12,970	13,125	83,117	84,188	85,813	87,612	89,088	91,235	92,934	33,984	34,425	35,259	35,249	35,912	36,629	37,076	12
3,341	3,391	3,430	3,627	3,633	3,688	3,728	17,664	17,978	18,412	19,217	19,568	19,949	20,320	8,419	8,592	8,839	9,023	9,197	9,362	9,478	13
2,437	2,483	2,519	2,682	2,690	2,725	2,754	11,636	11,899	12,238	12,796	13,064	13,302	13,562	5,681	5,814	5,994	6,130	6,260	6,370	6,456	14
904	909	911	945	943	964	974	6,028	6,079	6,175	6,421	6,504	6,647	6,758	2,738	2,778	2,845	2,893	2,937	2,992	3,023	15
2,166	2,223	2,275	2,288	2,354	2,391	2,436	12,916	13,426	13,755	13,785	14,410	14,698	15,037	6,218	6,404	6,584	7,046	7,098	7,026	7,373	16
4	4	4	5	3	3	3	420	485	635	421	467	468	598	1,272	1,290	1,331	1,714	1,624	1,493	1,700	17
2,162	2,219	2,270	2,285	2,351	2,389	2,432	12,497	12,942	13,120	13,364	13,944	14,229	14,439	4,946	5,115	5,253	5,331	5,474	5,533	5,674	18
14	14	15	13	13	13	14	824	893	1,048	839	889	895	1,028	1,545	1,564	1,608	1,995	1,907	1,779	1,988	19
17,810	18,012	18,202	18,619	18,695	19,036	19,274	112,874	114,699	116,932	119,775	122,178	124,987	127,263	47,076	47,857	49,074	49,323	50,300	51,238	51,939	20
12,178	12,409	12,558	12,745	12,835	13,206	13,428	93,323	95,203	97,147	99,599	101,625	103,856	105,923	38,502	39,182	40,286	40,299	41,188	41,905	42,557	21
269	272	273	274	277	278	283	431	470	435	460	463	491	466	523	531	529	529	532	545	541	22
1,078	1,101	1,085	1,168	1,115	1,183	1,215	635	636	658	702	700	709	751	340	347	365	385	384	386	406	23
193	196	203	204	206	208	211	1,048	1,083	1,117	1,032	1,182	1,113	1,137	511	530	555	572	586	560	570	24
1,480	1,511	1,578	1,528	1,548	1,586	1,617	9,555	9,730	10,098	10,444	10,703	11,078	11,424	2,430	2,470	2,611	2,626	2,626	2,682	2,722	25
667	717	685	716	701	770	769	12,119	12,234	12,711	12,533	12,714	12,971	13,224	8,816	8,900	9,189	8,915	9,203	9,403	9,499	26
130	133	139	142	143	139	140	10,275	10,382	10,805	10,627	10,783	11,018	11,230	4,835	4,880	5,056	4,863	4,983	5,093	5,167	27
537	584	546	574	559	631	629	1,844	1,852	1,905	1,906	1,931	1,953	1,994	3,980	4,020	4,134	4,052	4,220	4,310	4,332	28
329	333	342	352	354	357	364	5,907	5,942	5,992	6,459	6,385	6,548	6,583	2,243	2,280	2,338	2,423	2,493	2,549	2,580	29
1,224	1,239	1,270	1,244	1,287	1,301	1,312	9,377	9,625	9,833	9,968	10,165	10,324	10,498	3,384	3,457	3,578	3,487	3,537	3,630	3,684	30
1,178	1,190	1,225	1,254	1,254	1,272	1,301	3,500	3,527	3,633	3,746	3,849	3,833	3,915	2,762	2,818	2,904	2,850	2,875	2,985	3,014	31
424	433	447	443	455	462	471	2,976	2,956	3,075	3,133	3,159	3,084	3,109	1,583	1,635	1,699	1,763	1,765	1,761	1,838	32
554	557	561	557	583	584	603	7,763	8,015	7,945	7,994	8,460	8,424	8,800	1,969	2,028	2,029	2,082	2,111	2,113	2,184	33
297	311	307	313	337	348	346	3,896	4,119	4,054	4,132	4,514	4,718	4,664	676	727	726	736	789	822	818	34
943	962	955	967	988	1,034	1,051	8,647	8,772	8,796	8,964	9,506	9,779	9,979	2,176	2,221	2,247	2,430	2,484	2,528	2,572	35
86	82	73	113	92	86	92	1,489	1,429	1,604	2,251	1,725	1,727	1,774	1,718	1,761	1,849	1,638	1,822	1,772	1,821	36
451	443	451	461	465	464	472	6,131	6,249	6,399	6,460	6,588	6,883	7,043	1,148	1,168	1,203	1,243	1,256	1,282	1,301	37
103	103	100	103	103	102	101	999	1,009	1,079	1,124	1,131	1,203	1,226	293	296	307	313	308	316	311	38
1,618	1,645	1,680	1,748	1,750	1,809	1,838	10,642	11,003	11,182	11,477	11,564	12,063	12,236	5,097	5,173	5,244	5,334	5,445	5,561	5,649	39
196	200	202	204	208	211	218	1,282	1,342	1,332	1,380	1,383	1,361	1,461	285	288	291	296	298	302	318	40
593	609	615	617	628	662	669	3,811	3,907	3,972	4,083	4,111	4,212	4,276	1,086	1,101	1,121	1,156	1,158	1,173	1,186	41
496	507	507	481	483	489	494	3,115	3,158	3,232	3,259	3,323	3,336	3,358	1,462	1,452	1,500	1,521	1,516	1,534	1,546	42
5,632	5,602	5,644	5,874	5,860	5,829	5,846	19,551	19,496	19,785	20,175	20,553	21,130	21,340	8,574	8,674	8,788	9,024	9,112	9,333	9,382	43
1,341	1,348	1,351	1,391	1,408	1,400	1,383	3,693	3,692	3,747	3,853	3,982	4,030	4,059	1,485	1,464	1,464	1,490	1,526	1,536	1,536	44
1,422	1,422	1,436	1,573	1,575	1,570	1,582	1,921	1,921	1,914	2,046	2,021	2,009	2,008	835	835	835	894	882	884	899	45
2,869	2,832	2,857	2,910	2,877	2,859	2,881	13,936	13,883	14,123	14,276	14,550	15,092	15,274	6,254	6,376	6,489	6,640	6,704	6,914	6,947	46

Table 5. Personal Income by Major Source and
[Millions of dollars,

Item	Line	California							Colorado						
		2003			2004				2003			2004			
		II ^r	III ^r	IV ^r	I ^r	II ^r	III ^r	IV ^p	II ^r	III ^r	IV ^r	I ^r	II ^r	III ^r	IV ^p
Income by place of residence															
Personal income (lines 2-11).....	1	1,177,309	1,192,705	1,208,618	1,227,411	1,248,339	1,260,837	1,291,249	156,018	159,106	158,844	162,442	165,033	165,839	170,457
Derivation of personal income															
Earnings by place of work (lines 12-18 or 19-46).....	2	931,722	947,714	959,181	975,595	993,658	1,006,468	1,022,553	126,707	130,063	128,966	132,370	134,547	135,103	137,937
Less: Contributions for government social insurance ²	3	99,710	100,970	101,839	104,784	106,199	107,563	108,956	12,134	12,401	12,200	12,663	12,808	12,838	13,075
Employee and self-employed contributions for government social insurance.....	4	52,079	52,788	53,297	54,646	55,435	56,185	56,942	6,412	6,558	6,464	6,687	6,768	6,793	6,919
Employer contributions for government social insurance.....	5	47,631	48,182	48,542	50,138	50,764	51,378	52,013	5,722	5,843	5,736	5,976	6,040	6,045	6,156
Plus: Adjustment for residence ³	6	-291	-283	-275	-301	-311	-288	-291	353	352	370	372	378	390	393
Equals: Net earnings by place of residence.....	7	831,722	846,460	857,067	870,511	887,148	898,617	913,306	114,926	118,014	117,136	120,079	122,117	122,655	125,256
Plus: Dividends, interest, and rent ⁴	8	192,601	191,967	196,543	198,863	200,648	201,633	214,362	25,954	25,834	26,428	26,801	27,148	27,412	29,138
Plus: Personal current transfer receipts.....	9	152,986	154,277	155,008	158,037	160,543	160,587	163,580	15,138	15,258	15,281	15,563	15,767	15,773	16,063
State unemployment insurance benefits.....	10	7,554	7,232	7,110	5,764	4,925	4,698	4,441	752	710	646	495	369	347	316
Personal current transfer receipts excluding state unemployment insurance benefits.....	11	145,433	147,045	147,898	152,273	155,619	155,889	159,139	14,387	14,549	14,635	15,068	15,399	15,425	15,747
Earnings by place of work															
Components of earnings:															
Wage and salary disbursements.....	12	654,935	663,388	669,658	678,720	689,013	698,733	708,585	87,172	89,184	87,949	89,935	91,094	91,485	93,233
Supplements to wages and salaries.....	13	144,863	147,799	149,736	156,161	158,360	160,237	162,388	19,269	19,788	19,577	20,615	20,881	20,873	21,298
Employer contributions for employee pension and insurance funds.....	14	97,232	99,617	101,194	106,024	107,596	108,859	110,375	13,548	13,945	13,841	14,639	14,841	14,828	15,142
Employer contributions for government social insurance.....	15	47,631	48,182	48,542	50,138	50,764	51,378	52,013	5,722	5,843	5,736	5,976	6,040	6,045	6,156
Proprietors' income ⁵	16	131,924	136,527	139,787	140,714	146,284	147,498	151,579	20,266	21,090	21,439	21,820	22,572	22,745	23,406
Farm proprietors' income.....	17	3,670	3,989	5,230	3,648	4,172	3,333	4,930	302	298	280	290	285	277	314
Nonfarm proprietors' income.....	18	128,253	132,538	134,557	137,066	142,112	144,165	146,649	19,964	20,792	21,159	21,530	22,288	22,468	23,092
Earnings by industry															
Farm earnings.....	19	8,332	8,696	9,990	8,483	9,055	8,262	9,908	737	738	725	740	740	737	779
Nonfarm earnings.....	20	923,390	939,018	949,191	967,112	984,602	998,206	1,012,645	125,970	129,325	128,241	131,629	133,807	134,366	137,159
Private earnings.....	21	775,596	790,619	800,417	815,684	833,043	845,577	859,865	106,233	109,324	108,286	111,180	113,308	113,630	116,217
Forestry, fishing, related activities, and other ⁶	22	5,706	5,769	5,685	5,876	5,920	5,820	5,866	223	228	229	232	246	237	239
Mining.....	23	2,496	2,475	2,585	2,826	2,735	3,000	2,955	2,061	2,142	2,284	2,372	2,769	2,794	2,991
Utilities.....	24	8,705	9,189	9,533	9,985	9,934	10,413	10,192	987	997	1,028	1,155	1,103	1,012	1,032
Construction.....	25	57,048	58,489	60,482	62,703	64,901	66,610	67,595	10,180	10,433	10,508	10,713	10,847	11,006	11,364
Manufacturing.....	26	114,407	117,650	118,590	120,543	120,399	122,484	123,502	10,946	10,926	10,880	11,133	11,187	11,043	11,197
Durable goods.....	27	79,318	82,423	83,120	83,187	83,028	85,631	86,575	7,872	7,766	7,753	7,961	7,841	7,876	8,031
Non-durable goods.....	28	35,088	35,227	35,470	37,355	37,372	36,853	36,927	3,074	3,160	3,127	3,171	3,345	3,167	3,165
Wholesale trade.....	29	44,211	44,770	45,230	45,671	46,832	47,574	48,052	6,227	6,284	6,371	6,436	6,555	6,624	6,700
Retail trade.....	30	64,309	65,267	65,878	66,313	68,021	67,782	68,409	8,083	8,227	8,349	8,232	8,446	8,501	8,568
Transportation and warehousing.....	31	25,423	25,542	25,853	26,269	26,819	27,326	27,988	3,632	3,522	3,561	3,660	3,656	3,719	3,843
Information.....	32	50,103	51,787	53,495	56,086	57,607	56,951	59,326	10,491	12,024	10,843	11,125	11,182	10,903	11,318
Finance and insurance.....	33	65,402	67,501	66,367	68,758	70,858	72,780	75,416	8,834	9,100	8,538	8,894	9,263	9,056	9,383
Real estate and rental and leasing.....	34	29,098	31,230	30,812	31,259	33,737	34,450	34,070	4,596	4,973	4,850	4,885	5,301	5,432	5,359
Professional and technical services.....	35	102,047	101,909	102,666	104,406	105,685	107,344	109,413	13,530	13,671	13,834	14,386	14,585	14,753	15,023
Management of companies and enterprises.....	36	20,327	20,235	20,135	20,322	21,368	21,193	21,791	1,809	1,788	1,927	2,210	2,231	2,339	2,437
Administrative and waste services.....	37	34,095	35,027	35,835	36,196	36,636	37,437	38,264	4,759	4,889	4,844	4,934	5,006	5,125	5,263
Educational services.....	38	10,054	10,179	10,432	10,494	10,552	10,635	10,713	1,001	1,014	1,009	1,045	1,050	1,066	1,085
Health care and social assistance.....	39	74,234	74,423	75,938	77,334	78,161	79,246	80,322	9,542	9,641	9,665	10,007	10,065	10,161	10,323
Arts, entertainment, and recreation.....	40	15,032	15,645	16,086	15,386	16,351	17,163	18,140	1,709	1,744	1,745	1,733	1,720	1,700	1,830
Accommodation and food services.....	41	24,749	25,174	25,786	26,371	27,172	27,295	27,603	3,803	3,876	3,919	4,017	4,039	4,090	4,160
Other services, except public administration.....	42	28,151	28,361	29,030	28,888	29,354	30,076	30,248	3,818	3,846	3,903	4,013	4,058	4,070	4,102
Government and government enterprises.....	43	147,794	148,398	148,774	151,428	151,560	152,629	152,780	19,737	20,001	19,955	20,449	20,499	20,736	20,941
Federal, civilian.....	44	20,122	19,686	19,520	19,848	20,284	20,165	20,024	4,171	4,126	4,116	4,179	4,238	4,217	4,179
Military.....	45	12,650	12,357	12,157	13,046	12,861	13,020	13,088	2,505	2,547	2,555	2,715	2,681	2,635	2,780
State and local.....	46	115,023	116,355	117,096	118,533	118,415	119,444	119,668	13,061	13,328	13,284	13,555	13,581	13,884	13,983

See the footnotes at the end of the table.

Earnings by Industry, 2003:II-2004:IV¹—Continues
 seasonally adjusted at annual rates]

Connecticut							Delaware							District of Columbia							Line
2003			2004				2003			2004				2003			2004				
II ^r	III ^r	IV ^r	I ^r	II ^r	III ^r	IV ^p	II ^r	III ^r	IV ^r	I ^r	II ^r	III ^r	IV ^p	II ^r	III ^r	IV ^r	I ^r	II ^r	III ^r	IV ^p	
149,119	150,307	151,948	155,704	157,047	160,037	163,432	27,775	28,159	28,535	29,117	29,692	29,740	30,562	26,913	27,112	27,567	28,114	28,473	28,727	29,382	1
115,687	116,895	117,940	121,689	122,518	125,424	126,499	23,454	23,928	24,156	24,788	25,321	25,242	25,699	57,368	57,701	58,694	60,183	60,807	61,111	61,739	2
11,722	11,740	11,783	12,296	12,313	12,621	12,689	2,512	2,557	2,567	2,667	2,713	2,706	2,746	5,574	5,601	5,667	5,876	5,914	5,936	5,983	3
5,938	5,963	5,998	6,255	6,263	6,421	6,460	1,287	1,310	1,318	1,364	1,390	1,388	1,409	2,670	2,690	2,754	2,835	2,858	2,872	2,900	4
5,784	5,777	5,785	6,041	6,051	6,200	6,230	1,226	1,246	1,250	1,303	1,323	1,319	1,337	2,904	2,911	2,913	3,041	3,056	3,064	3,083	5
4,086	4,137	4,350	4,290	4,310	4,478	4,544	-1,904	-1,982	-1,968	-2,067	-2,116	-2,071	-2,116	-32,626	-32,733	-33,277	-34,133	-34,470	-34,548	-34,851	6
108,051	109,291	110,507	113,684	114,514	117,280	118,353	19,037	19,390	19,621	20,054	20,491	20,464	20,836	19,168	19,366	19,750	20,175	20,422	20,627	20,904	7
23,725	23,554	24,003	24,273	24,544	24,759	26,735	4,908	4,897	5,016	5,095	5,165	5,218	5,599	4,372	4,352	4,410	4,456	4,508	4,555	4,864	8
17,342	17,461	17,438	17,748	17,989	17,997	18,344	3,829	3,873	3,898	3,968	4,035	4,058	4,127	3,373	3,393	3,407	3,484	3,543	3,545	3,614	9
961	954	863	683	549	527	510	159	158	160	119	101	117	104	114	107	105	84	69	65	61	10
16,381	16,507	16,574	17,065	17,440	17,470	17,834	3,670	3,715	3,739	3,849	3,934	3,941	4,023	3,259	3,287	3,301	3,399	3,474	3,480	3,552	11
81,377	81,905	82,514	85,056	85,226	87,436	88,011	17,330	17,645	17,748	18,157	18,523	18,500	18,794	42,555	42,826	43,812	44,588	44,975	45,220	45,695	12
17,947	18,114	18,317	19,219	19,306	19,792	19,899	3,975	4,075	4,134	4,252	4,347	4,300	4,363	11,502	11,501	11,477	12,146	12,278	12,280	12,368	13
12,163	12,337	12,532	13,178	13,256	13,592	13,669	2,750	2,828	2,884	2,949	3,024	2,981	3,026	8,598	8,590	8,564	9,105	9,221	9,215	9,285	14
5,784	5,777	5,785	6,041	6,051	6,200	6,230	1,226	1,246	1,250	1,303	1,323	1,319	1,337	2,904	2,911	2,913	3,041	3,056	3,064	3,083	15
16,363	16,876	17,109	17,414	17,986	18,196	18,588	2,148	2,209	2,274	2,379	2,451	2,442	2,541	3,311	3,374	3,405	3,450	3,554	3,611	3,676	16
8	8	6	-16	-16	-16	-10	69	76	100	151	171	141	177	0	0	0	0	0	0	0	17
16,355	16,868	17,102	17,430	18,002	18,212	18,598	2,079	2,133	2,174	2,229	2,279	2,301	2,364	3,311	3,374	3,405	3,450	3,554	3,611	3,676	18
185	186	187	167	169	171	179	116	123	148	199	220	190	227	0	0	0	0	0	0	0	19
115,501	116,709	117,753	121,522	122,350	125,253	126,320	23,337	23,805	24,008	24,589	25,100	25,051	25,471	57,368	57,701	58,694	60,183	60,807	61,111	61,739	20
101,370	102,752	103,480	106,854	107,471	110,534	111,533	19,956	20,492	20,577	21,155	21,510	21,540	21,943	33,464	33,892	35,111	35,842	36,293	36,733	37,316	21
69	71	70	70	72	74	73	21	20	20	21	21	22	22	955	939	1,673	1,332	1,331	1,320	1,415	22
148	152	160	160	164	167	176	25	26	27	27	28	28	29	11	9	11	7	8	8	8	23
1,274	1,257	1,384	1,471	1,405	1,945	1,498	238	249	238	236	276	234	239	248	261	244	261	259	269	277	24
6,005	6,291	6,395	6,512	6,954	7,202	7,239	1,430	1,435	1,493	1,585	1,574	1,616	1,647	813	807	793	786	792	805	812	25
16,533	16,748	17,031	16,935	17,370	17,716	17,986	2,753	2,823	2,926	2,811	2,884	2,714	2,723	254	257	250	300	256	268	271	26
11,668	11,879	12,058	11,990	12,328	12,668	12,895	1,279	1,301	1,408	1,292	1,299	1,160	1,155	111	110	107	152	101	110	111	27
4,864	4,869	4,974	4,944	5,041	5,048	5,091	1,475	1,522	1,518	1,518	1,585	1,554	1,567	143	147	143	148	155	158	160	28
5,529	5,491	5,684	5,767	5,857	5,868	5,907	1,027	1,040	1,079	1,172	1,152	1,142	1,157	408	398	428	448	415	411	417	29
7,510	7,638	7,687	7,714	7,767	7,850	7,911	1,555	1,579	1,600	1,609	1,625	1,667	1,700	583	601	597	617	608	632	634	30
2,037	2,108	2,135	2,130	2,202	2,216	2,264	466	479	492	538	546	572	579	392	383	384	381	377	377	381	31
3,505	3,628	3,800	3,768	3,885	3,971	4,024	509	534	527	549	515	537	554	2,555	2,598	2,617	2,635	2,752	2,772	2,790	32
18,368	18,114	17,480	20,376	19,109	19,986	20,154	3,354	3,753	3,730	3,727	3,799	3,874	4,008	2,192	2,232	2,316	2,539	2,457	2,523	2,579	33
2,158	2,357	2,254	2,290	2,465	2,543	2,514	368	382	376	389	412	438	447	840	879	896	912	958	1,006	1,011	34
11,556	11,565	11,589	11,810	11,954	12,099	12,306	2,663	2,682	2,717	2,724	2,866	2,866	2,882	12,375	12,559	12,791	13,174	13,460	13,600	13,856	35
3,336	3,674	3,523	3,665	3,534	3,584	3,721	1,025	855	742	1,004	1,045	927	962	256	224	255	290	225	227	235	36
3,455	3,513	3,586	3,676	3,689	3,780	3,825	655	662	669	698	702	720	726	1,521	1,577	1,594	1,584	1,636	1,674	1,697	37
2,384	2,393	2,525	2,478	2,516	2,566	2,618	219	219	203	217	211	231	235	1,779	1,789	1,732	1,851	1,853	1,838	1,851	38
11,512	11,653	11,989	11,835	12,160	12,537	12,747	2,247	2,266	2,286	2,362	2,372	2,437	2,491	2,976	2,987	3,061	3,133	3,162	3,118	3,156	39
884	904	928	930	981	979	1,059	243	300	251	268	259	270	290	357	368	358	352	358	350	372	40
2,188	2,226	2,249	2,276	2,341	2,361	2,394	554	570	578	597	595	615	628	1,328	1,363	1,411	1,387	1,470	1,526	1,544	41
2,918	2,969	3,011	2,990	3,045	3,090	3,117	603	617	621	620	627	630	623	3,620	3,661	3,700	3,853	3,916	4,005	4,009	42
14,132	13,956	14,273	14,668	14,878	14,719	14,787	3,381	3,314	3,430	3,434	3,590	3,511	3,529	23,904	23,809	23,583	24,341	24,514	24,377	24,423	43
1,542	1,504	1,477	1,496	1,498	1,494	1,494	375	362	353	363	370	372	372	19,815	19,711	19,437	19,945	20,267	20,115	20,143	44
754	727	716	768	763	778	800	456	451	450	481	477	476	477	1,679	1,680	1,673	1,804	1,803	1,834	1,833	45
11,836	11,726	12,080	12,404	12,618	12,448	12,493	2,550	2,501	2,627	2,590	2,744	2,663	2,680	2,410	2,418	2,472	2,592	2,444	2,428	2,447	46

Table 5. Personal Income by Major Source and

[Millions of dollars,

Item	Line	Florida								Georgia							
		2003			2004					2003			2004				
		II ^r	III ^r	IV ^r	I ^r	II ^r	III ^r	IV ^p	II ^r	III ^r	IV ^r	I ^r	II ^r	III ^r	IV ^p		
Income by place of residence																	
Personal income (lines 2-11).....	1	507,533	513,828	522,866	532,003	543,677	547,030	566,177	249,819	252,447	256,014	259,884	263,076	265,911	272,450		
Derivation of personal income																	
Earnings by place of work (lines 12-18 or 19-46).....	2	342,264	348,672	355,779	362,315	371,613	373,991	383,999	203,101	205,564	208,285	211,669	214,017	216,975	220,138		
Less: Contributions for government social insurance ²	3	38,558	39,132	39,849	41,005	41,911	42,537	43,227	20,889	21,010	21,140	21,788	21,930	22,300	22,509		
Employee and self-employed contributions for government social insurance.....	4	20,597	20,927	21,336	21,889	22,402	22,753	23,138	11,025	11,108	11,195	11,502	11,589	11,791	11,909		
Employer contributions for government social insurance.....	5	17,961	18,205	18,513	19,116	19,510	19,784	20,089	9,864	9,902	9,945	10,286	10,341	10,509	10,599		
Plus: Adjustment for residence ³	6	1,525	1,535	1,550	1,560	1,563	1,598	1,610	-735	-732	-711	-758	-734	-747	-750		
Equals: Net earnings by place of residence.....	7	305,231	311,075	317,480	322,870	331,265	333,051	342,382	181,477	183,823	186,434	189,123	191,354	193,928	196,880		
Plus: Dividends, interest, and rent ⁴	8	118,194	117,712	119,884	121,473	123,088	112,843	132,450	35,779	35,637	36,498	36,950	37,315	37,120	40,455		
Plus: Personal current transfer receipts.....	9	84,108	85,041	85,503	87,661	89,324	101,135	91,346	32,563	32,987	33,083	33,812	34,407	34,863	35,115		
State unemployment insurance benefits.....	10	1,625	1,627	1,596	1,272	1,037	1,006	1,062	1,051	1,062	939	718	585	562	528		
Personal current transfer receipts excluding state unemployment insurance benefits.....	11	82,483	83,414	83,907	86,389	88,287	100,129	90,284	31,512	31,925	32,143	33,094	33,821	34,301	34,586		
Earnings by place of work																	
Components of earnings:																	
Wage and salary disbursements.....	12	255,810	259,958	265,144	268,893	275,387	279,855	284,773	146,567	147,734	148,960	151,279	152,532	155,285	156,934		
Supplements to wages and salaries.....	13	55,698	56,854	58,189	60,685	62,100	62,898	63,953	33,102	33,572	33,989	35,258	35,598	36,098	36,465		
Employer contributions for employee pension and insurance funds.....	14	37,737	38,649	39,676	41,569	42,590	43,114	43,864	23,238	23,670	24,044	24,972	25,257	25,589	25,865		
Employer contributions for government social insurance.....	15	17,961	18,205	18,513	19,116	19,510	19,784	20,089	9,864	9,902	9,945	10,286	10,341	10,509	10,599		
Proprietors' income ⁵	16	30,756	31,860	32,446	32,737	34,127	31,237	35,273	23,432	24,258	25,335	25,132	25,887	25,592	26,740		
Farm proprietors' income.....	17	441	504	611	295	334	319	388	1,931	1,985	2,662	2,102	2,109	1,660	2,181		
Nonfarm proprietors' income.....	18	30,315	31,356	31,835	32,442	33,793	30,918	34,885	21,501	22,273	22,673	23,030	23,778	23,932	24,559		
Earnings by industry																	
Farm earnings.....	19	1,565	1,640	1,761	1,462	1,512	1,509	1,590	2,222	2,279	2,960	2,404	2,414	1,967	2,492		
Nonfarm earnings.....	20	340,699	347,033	354,018	360,853	370,100	372,481	382,409	200,879	203,285	205,325	209,265	211,604	215,008	217,647		
Private earnings.....	21	284,243	290,252	296,434	301,375	310,257	311,635	321,024	166,401	168,756	170,782	173,829	175,789	179,167	181,589		
Forestry, fishing, related activities, and other ⁶	22	1,665	1,722	1,717	1,783	1,825	1,797	1,794	735	759	728	729	743	756	747		
Mining.....	23	435	438	445	455	465	465	476	501	506	524	527	528	536	559		
Utilities.....	24	3,042	3,052	3,241	2,656	2,889	3,144	3,170	2,761	2,823	2,838	2,938	2,861	2,933	2,936		
Construction.....	25	23,213	23,833	24,736	25,788	27,015	27,810	28,314	11,609	11,942	12,241	12,410	12,509	12,877	12,945		
Manufacturing.....	26	22,290	22,285	22,882	22,976	23,415	23,382	23,758	23,998	24,413	25,093	24,840	25,233	26,097	26,073		
Durable goods.....	27	15,189	15,150	15,557	15,720	15,810	15,916	16,278	11,531	11,855	12,291	11,970	12,059	12,490	12,544		
Non-durable goods.....	28	7,100	7,135	7,326	7,257	7,605	7,465	7,480	12,466	12,558	12,802	12,870	13,173	13,607	13,529		
Wholesale trade.....	29	18,757	19,116	19,739	20,163	20,507	20,650	20,925	13,728	13,771	13,869	14,288	14,556	14,650	14,740		
Retail trade.....	30	28,145	28,729	29,278	29,540	30,114	29,871	30,569	13,629	13,767	13,879	13,845	14,007	14,127	14,303		
Transportation and warehousing.....	31	10,846	10,864	10,960	11,203	11,443	11,491	11,655	9,091	9,060	9,334	9,413	9,561	9,683	9,873		
Information.....	32	11,753	11,994	12,363	12,428	12,996	12,785	13,168	11,967	12,111	12,535	12,693	12,754	12,734	13,011		
Finance and insurance.....	33	24,012	24,655	24,510	25,392	26,531	26,181	26,860	12,619	12,732	12,454	13,169	13,271	13,463	13,931		
Real estate and rental and leasing.....	34	10,425	11,080	11,245	11,308	12,149	10,535	12,482	5,037	5,292	5,238	5,425	5,681	5,935	5,855		
Professional and technical services.....	35	28,996	29,572	30,301	30,648	31,854	32,825	33,408	17,360	17,512	17,447	17,687	17,536	18,384	18,744		
Management of companies and enterprises.....	36	4,988	5,390	5,482	5,649	5,756	6,471	6,725	3,963	3,902	3,959	4,439	4,774	4,529	4,649		
Administrative and waste services.....	37	23,943	24,414	24,794	25,122	25,496	26,180	26,982	8,113	8,379	8,441	8,825	8,838	9,155	9,372		
Educational services.....	38	3,502	3,604	3,665	3,768	3,853	3,923	4,000	2,421	2,447	2,463	2,496	2,508	2,565	2,603		
Health care and social assistance.....	39	36,762	37,480	37,935	38,912	39,514	39,708	41,028	15,980	16,273	16,444	16,806	17,064	17,295	17,600		
Arts, entertainment, and recreation.....	40	6,477	6,720	7,107	6,887	7,181	7,377	7,900	1,676	1,666	1,632	1,571	1,663	1,732	1,878		
Accommodation and food services.....	41	12,862	13,130	13,617	14,004	14,356	14,109	14,759	5,421	5,567	5,714	5,780	5,814	5,896	5,964		
Other services, except public administration.....	42	12,130	12,173	12,417	12,693	12,897	12,932	13,052	5,791	5,834	5,950	5,949	5,888	5,819	5,809		
Government and government enterprises.....	43	56,456	56,781	57,584	59,478	59,844	60,847	61,385	34,478	34,529	34,543	35,436	35,814	35,841	36,057		
Federal, civilian.....	44	9,521	9,511	9,651	9,762	9,909	9,921	10,151	7,410	7,301	7,142	7,289	7,404	7,313	7,320		
Military.....	45	6,368	6,302	6,273	6,744	6,636	6,578	6,466	5,336	5,425	5,412	5,725	5,709	5,683	5,700		
State and local.....	46	40,567	40,968	41,660	42,973	43,299	44,348	44,768	21,732	21,803	21,989	22,422	22,701	22,845	23,037		

See the footnotes at the end of the table.

Earnings by Industry, 2003:II-2004:IV¹—Continues
 seasonally adjusted at annual rates]

Hawaii							Idaho							Illinois							Line
2003			2004				2003			2004				2003			2004				
II ^r	III ^r	IV ^r	I ^r	II ^r	III ^r	IV ^p	II ^r	III ^r	IV ^r	I ^r	II ^r	III ^r	IV ^p	II ^r	III ^r	IV ^r	I ^r	II ^r	III ^r	IV ^p	
37,813	38,124	38,717	39,571	40,155	40,904	41,820	35,091	35,588	36,114	36,700	37,531	37,885	38,903	415,509	418,853	422,225	428,171	433,510	437,482	447,761	1
30,126	30,441	30,937	31,716	32,206	33,017	33,539	25,779	26,247	26,631	27,110	27,824	28,151	28,777	328,563	331,945	334,210	339,408	343,927	347,985	353,168	2
3,159	3,195	3,248	3,357	3,398	3,490	3,540	2,868	2,899	2,920	3,017	3,082	3,127	3,178	35,035	35,231	35,430	36,226	36,600	37,043	37,460	3
1,582	1,595	1,619	1,669	1,690	1,735	1,761	1,407	1,426	1,438	1,482	1,516	1,539	1,564	17,831	17,940	18,030	18,390	18,597	18,828	19,048	4
1,578	1,600	1,629	1,688	1,707	1,754	1,779	1,460	1,473	1,482	1,536	1,566	1,589	1,614	17,204	17,291	17,399	17,836	18,003	18,215	18,412	5
0	0	0	0	0	0	0	562	577	563	568	587	601	595	-1,241	-1,197	-1,170	-1,209	-1,218	-1,211	-1,229	6
26,967	27,246	27,689	28,359	28,809	29,527	29,999	23,473	23,926	24,274	24,661	25,328	25,625	26,194	292,287	295,517	297,611	301,973	306,109	309,731	314,479	7
6,010	5,999	6,132	6,200	6,251	6,276	6,629	6,394	6,384	6,558	6,658	6,739	6,791	7,132	69,220	68,897	69,992	70,583	71,117	71,489	75,872	8
4,836	4,878	4,896	5,011	5,096	5,101	5,193	5,223	5,278	5,282	5,382	5,464	5,469	5,577	54,002	54,439	54,621	55,615	56,284	56,262	57,409	9
166	163	157	132	110	105	94	267	257	227	177	144	141	137	3,041	3,022	2,963	2,428	1,929	1,813	1,824	10
4,670	4,715	4,739	4,879	4,986	4,995	5,099	4,956	5,021	5,055	5,205	5,319	5,328	5,440	50,960	51,417	51,658	53,187	54,355	54,450	55,585	11
21,846	22,024	22,366	22,786	23,101	23,726	24,099	17,514	17,744	17,902	18,230	18,668	18,954	19,283	241,588	243,169	244,512	246,529	249,485	252,720	255,833	12
5,707	5,772	5,880	6,218	6,312	6,442	6,529	4,235	4,311	4,361	4,564	4,669	4,728	4,813	54,331	55,093	55,759	57,345	58,096	58,698	59,437	13
4,129	4,172	4,250	4,530	4,605	4,687	4,751	2,774	2,838	2,879	3,028	3,103	3,140	3,199	37,127	37,802	38,359	39,509	40,093	40,483	41,025	14
1,578	1,600	1,629	1,688	1,707	1,754	1,779	1,460	1,473	1,482	1,536	1,566	1,589	1,614	17,204	17,291	17,399	17,836	18,003	18,215	18,412	15
2,573	2,645	2,691	2,711	2,793	2,849	2,911	4,030	4,192	4,368	4,316	4,487	4,468	4,680	32,644	33,683	33,939	35,535	36,347	36,567	37,899	16
9	10	12	-2	-2	-2	0	471	521	624	499	544	456	594	688	719	646	1,695	1,430	1,330	1,923	17
2,564	2,636	2,679	2,713	2,795	2,852	2,911	3,559	3,672	3,744	3,817	3,943	4,013	4,086	31,956	32,964	33,294	33,840	34,917	35,237	35,976	18
220	222	226	215	217	219	223	909	962	1,069	951	1,001	917	1,059	1,114	1,149	1,080	2,136	1,875	1,780	2,377	19
29,906	30,220	30,711	31,501	31,989	32,798	33,316	24,870	25,285	25,561	26,159	26,823	27,234	27,717	327,449	330,796	333,130	337,272	342,052	346,205	350,791	20
20,493	20,928	21,369	21,678	22,079	22,840	23,316	19,943	20,294	20,550	20,973	21,584	21,975	22,376	282,754	284,912	288,039	290,991	295,642	299,771	304,192	21
68	67	65	67	66	65	66	406	414	402	424	433	428	426	321	325	321	331	335	344	337	22
42	44	46	44	50	54	56	117	118	137	130	126	139	147	1,451	1,475	1,519	1,542	1,580	1,590	1,664	23
254	260	288	262	310	272	285	298	314	321	301	317	330	336	2,783	2,842	2,867	2,999	2,960	3,184	3,193	24
2,010	2,057	2,110	2,088	2,124	2,273	2,356	1,972	2,038	2,126	2,211	2,251	2,319	2,396	19,928	20,358	20,065	20,056	20,314	20,353	20,609	25
776	809	829	837	866	881	895	3,425	3,414	3,425	3,418	3,537	3,649	3,701	46,113	46,048	48,019	46,477	47,539	48,350	48,632	26
(D)	(D)	(D)	(D)	(D)	(D)	(D)	2,344	2,329	2,347	2,324	2,443	2,519	2,568	27,900	27,818	28,871	28,238	28,682	29,172	29,466	27
(D)	(D)	(D)	(D)	(D)	(D)	(D)	1,081	1,085	1,078	1,094	1,094	1,129	1,132	18,212	18,231	19,148	18,239	18,857	19,179	19,166	28
894	907	927	943	948	967	983	1,130	1,127	1,158	1,199	1,215	1,225	1,242	20,695	20,763	20,990	21,485	21,806	21,972	22,188	29
2,054	2,084	2,203	2,138	2,212	2,237	2,318	2,170	2,203	2,235	2,243	2,301	2,340	2,365	19,328	19,491	19,538	19,547	19,660	20,006	20,074	30
1,197	1,198	1,212	1,238	1,251	1,310	1,364	781	793	802	826	832	838	859	12,776	12,766	12,854	13,088	13,314	13,613	13,873	31
695	692	717	756	770	816	850	412	418	441	475	481	496	502	11,060	11,292	11,283	11,149	11,012	10,894	11,176	32
1,160	1,211	1,190	1,190	1,235	1,336	1,385	1,047	1,081	1,051	1,084	1,127	1,126	1,170	30,964	30,820	30,556	31,926	32,574	32,437	33,469	33
707	753	761	765	801	823	828	523	566	553	563	621	650	644	7,818	8,269	8,236	8,275	8,917	9,100	9,069	34
1,872	1,897	1,909	1,951	1,979	1,982	2,030	2,180	2,219	2,230	2,289	2,329	2,371	2,412	35,831	35,322	35,717	36,462	36,564	37,359	37,906	35
489	493	528	537	533	689	600	537	541	553	560	618	588	603	7,879	8,141	8,656	9,380	9,446	9,855	10,159	36
1,238	1,272	1,247	1,340	1,312	1,333	1,346	853	873	896	923	965	992	1,022	11,701	11,878	11,912	12,355	12,607	12,921	13,212	37
433	434	453	458	462	465	477	188	191	198	203	206	209	211	4,725	4,998	4,867	4,981	5,165	4,998	5,002	38
2,717	2,767	2,800	2,885	2,909	2,942	2,990	2,358	2,402	2,441	2,487	2,557	2,580	2,626	28,488	28,890	29,285	29,329	29,855	30,560	30,944	39
414	423	436	433	446	451	479	251	264	242	273	279	295	305	2,977	3,087	3,015	3,009	3,129	3,235	3,495	40
2,485	2,558	2,635	2,713	2,760	2,883	2,944	646	661	670	687	696	702	708	7,577	7,675	7,774	7,934	8,038	8,195	8,311	41
987	1,002	1,014	1,033	1,046	1,061	1,064	649	659	670	677	691	700	700	10,341	10,470	10,566	10,667	10,827	10,807	10,881	42
9,414	9,292	9,342	9,823	9,909	9,958	9,999	4,927	4,991	5,011	5,186	5,239	5,260	5,341	44,695	45,884	45,991	46,281	46,410	46,433	46,599	43
2,383	2,376	2,409	2,471	2,505	2,505	2,493	906	934	920	956	981	966	967	7,015	6,941	6,929	7,043	7,052	7,005	7,009	44
3,175	3,134	3,137	3,410	3,429	3,460	3,476	470	477	486	526	523	524	531	2,520	2,534	2,479	2,558	2,631	2,591	2,708	45
3,856	3,782	3,796	3,943	3,976	3,993	4,031	3,551	3,581	3,605	3,704	3,735	3,770	3,843	35,161	36,409	35,683	36,680	36,728	36,837	36,882	46

Table 5. Personal Income by Major Source and

[Millions of dollars,

Item	Line	Indiana							Iowa						
		2003			2004				2003			2004			
		II ^r	III ^r	IV ^r	I ^r	II ^r	III ^r	IV ^p	II ^r	III ^r	IV ^r	I ^r	II ^r	III ^r	IV ^p
Income by place of residence															
Personal income (lines 2-11).....	1	177,342	179,219	182,996	183,125	186,907	188,499	192,326	82,708	83,720	85,053	88,352	89,693	90,034	93,078
Derivation of personal income															
Earnings by place of work (lines 12-18 or 19-46).....	2	135,376	137,142	140,798	140,165	143,490	144,862	146,649	62,005	63,046	64,301	67,390	68,468	68,789	70,900
Less: Contributions for government social insurance ²	3	14,925	15,028	15,386	15,586	15,904	16,053	16,196	7,269	7,370	7,519	7,705	7,783	7,882	7,981
Employee and self-employed contributions for government social insurance.....	4	7,790	7,839	8,024	8,105	8,281	8,362	8,444	3,799	3,846	3,921	4,007	4,049	4,102	4,157
Employer contributions for government social insurance.....	5	7,135	7,189	7,362	7,481	7,624	7,691	7,752	3,471	3,524	3,598	3,698	3,734	3,780	3,825
Plus: Adjustment for residence ³	6	3,315	3,337	3,320	3,404	3,406	3,469	3,530	821	817	795	813	827	835	845
Equals: Net earnings by place of residence.....	7	123,765	125,451	128,732	127,984	130,991	132,279	133,983	55,557	56,494	57,577	60,498	61,512	61,743	63,764
Plus: Dividends, interest, and rent ⁴	8	27,674	27,561	28,011	28,314	28,615	28,858	30,417	14,387	14,335	14,553	14,668	14,768	14,834	15,609
Plus: Personal current transfer receipts.....	9	25,903	26,207	26,252	26,827	27,300	27,361	27,926	12,764	12,890	12,922	13,185	13,413	13,457	13,706
State unemployment insurance benefits.....	10	976	1,013	917	743	643	658	665	477	481	447	341	287	308	283
Personal current transfer receipts excluding state unemployment insurance benefits.....	11	24,927	25,194	25,335	26,085	26,658	26,704	27,261	12,287	12,410	12,475	12,844	13,126	13,149	13,423
Earnings by place of work															
Components of earnings:															
Wage and salary disbursements.....	12	97,760	98,376	100,719	100,573	102,822	103,891	104,976	44,897	45,460	46,359	46,836	47,362	48,008	48,679
Supplements to wages and salaries.....	13	25,511	26,295	27,500	26,449	27,043	27,290	27,576	10,650	10,912	11,233	11,539	11,725	11,855	12,024
Employer contributions for employee pension and insurance funds.....	14	18,376	19,107	20,138	18,968	19,419	19,600	19,824	7,180	7,388	7,635	7,841	7,991	8,075	8,199
Employer contributions for government social insurance.....	15	7,135	7,189	7,362	7,481	7,624	7,691	7,752	3,471	3,524	3,598	3,698	3,734	3,780	3,825
Proprietors' income ⁵	16	12,105	12,470	12,579	13,144	13,625	13,681	14,097	6,458	6,674	6,709	9,014	9,380	8,927	10,198
Farm proprietors' income.....	17	472	470	401	815	779	670	881	865	912	838	3,039	3,222	2,700	3,851
Nonfarm proprietors' income.....	18	11,633	12,000	12,178	12,328	12,847	13,011	13,216	5,593	5,762	5,871	5,975	6,158	6,227	6,347
Earnings by industry															
Farm earnings.....	19	687	688	622	1,039	1,004	898	1,111	1,228	1,279	1,210	3,416	3,603	3,084	4,238
Nonfarm earnings.....	20	134,689	136,454	140,176	139,126	142,486	143,964	145,538	60,777	61,767	63,092	63,974	64,866	65,705	66,662
Private earnings.....	21	116,246	117,760	121,326	119,840	123,210	124,695	126,227	50,293	51,204	52,379	53,073	53,867	54,730	55,648
Forestry, fishing, related activities, and other ⁶	22	193	195	198	202	205	203	206	226	229	229	239	242	242	243
Mining.....	23	517	518	538	539	559	571	589	126	129	129	135	141	145	148
Utilities.....	24	1,451	1,487	1,534	1,542	1,606	1,600	1,625	798	813	839	879	904	852	869
Construction.....	25	8,537	8,669	8,839	8,777	9,248	9,209	9,367	3,747	3,866	3,996	4,079	4,175	4,201	4,270
Manufacturing.....	26	37,350	37,809	40,141	37,865	38,833	39,659	40,168	11,754	12,077	12,647	12,398	12,817	12,970	13,135
Durable goods.....	27	27,809	28,449	30,392	28,140	28,672	29,408	29,872	7,304	7,594	8,046	7,783	8,111	8,160	8,306
Non-durable goods.....	28	9,541	9,359	9,749	9,726	10,161	10,250	10,296	4,450	4,483	4,602	4,615	4,705	4,810	4,829
Wholesale trade.....	29	6,504	6,612	6,718	6,785	6,988	7,010	7,081	3,285	3,291	3,379	3,460	3,514	3,566	3,576
Retail trade.....	30	9,091	9,174	9,272	9,218	9,283	9,381	9,375	4,775	4,849	4,877	4,879	4,914	4,962	5,027
Transportation and warehousing.....	31	5,155	5,113	5,248	5,276	5,345	5,484	5,572	2,389	2,426	2,461	2,553	2,583	2,627	2,662
Information.....	32	2,220	2,274	2,318	2,495	2,533	2,415	2,482	1,658	1,622	1,653	1,729	1,758	1,765	1,818
Finance and insurance.....	33	6,307	6,368	6,435	6,548	6,991	6,554	6,757	4,921	5,001	5,080	5,346	5,276	5,485	5,677
Real estate and rental and leasing.....	34	2,536	2,726	2,657	2,698	2,918	3,013	2,988	909	974	964	970	1,024	1,047	1,044
Professional and technical services.....	35	6,521	6,570	6,649	6,726	6,916	7,077	7,167	2,735	2,753	2,800	2,843	2,867	2,913	2,961
Management of companies and enterprises.....	36	1,934	1,926	2,076	2,070	2,176	2,451	2,303	546	562	598	586	606	640	665
Administrative and waste services.....	37	4,078	4,152	4,252	4,356	4,513	4,622	4,695	1,594	1,634	1,653	1,660	1,702	1,729	1,763
Educational services.....	38	1,436	1,449	1,489	1,495	1,501	1,552	1,550	803	819	831	842	851	862	860
Health care and social assistance.....	39	13,372	13,593	13,726	13,930	14,105	14,352	14,569	6,260	6,356	6,393	6,560	6,535	6,718	6,836
Arts, entertainment, and recreation.....	40	1,633	1,653	1,680	1,676	1,767	1,667	1,798	570	571	580	590	594	602	649
Accommodation and food services.....	41	3,249	3,273	3,318	3,385	3,385	3,469	3,506	1,378	1,388	1,409	1,434	1,439	1,476	1,501
Other services, except public administration.....	42	4,161	4,194	4,238	4,256	4,337	4,406	4,431	1,819	1,845	1,860	1,891	1,926	1,930	1,945
Government and government enterprises.....	43	18,443	18,694	18,850	19,287	19,276	19,270	19,311	10,484	10,563	10,712	10,901	10,999	10,976	11,014
Federal, civilian.....	44	2,710	2,652	2,646	2,702	2,742	2,707	2,710	1,301	1,278	1,254	1,274	1,290	1,286	1,289
Military.....	45	780	762	758	807	811	814	789	479	475	472	513	535	558	567
State and local.....	46	14,953	15,280	15,445	15,778	15,723	15,748	15,811	8,703	8,810	8,986	9,114	9,174	9,131	9,158

See the footnotes at the end of the table.

Earnings by Industry, 2003:II-2004:IV¹—Continues
 seasonally adjusted at annual rates]

Kansas							Kentucky							Louisiana							Line
2003			2004				2003			2004				2003			2004				
II ^r	III ^r	IV ^r	I ^r	II ^r	III ^r	IV ^p	II ^r	III ^r	IV ^r	I ^r	II ^r	III ^r	IV ^p	II ^r	III ^r	IV ^r	I ^r	II ^r	III ^r	IV ^p	
79,574	80,460	81,468	82,362	83,633	84,623	86,511	108,739	109,835	111,640	112,631	114,125	115,030	117,737	117,593	118,860	120,373	122,421	123,774	124,658	127,350	1
60,803	61,624	62,506	63,286	64,431	65,466	66,470	81,478	82,524	84,017	84,595	85,485	86,300	87,773	86,643	87,812	88,922	90,350	91,005	91,675	93,023	2
6,747	6,810	6,885	7,060	7,164	7,286	7,342	9,099	9,144	9,255	9,474	9,541	9,634	9,767	8,334	8,395	8,472	8,678	8,714	8,762	8,868	3
3,488	3,520	3,560	3,639	3,696	3,760	3,792	4,643	4,682	4,750	4,849	4,888	4,936	5,006	4,424	4,466	4,513	4,612	4,635	4,665	4,722	4
3,258	3,289	3,325	3,422	3,468	3,526	3,550	4,455	4,462	4,505	4,626	4,653	4,698	4,761	3,909	3,929	3,960	4,066	4,079	4,097	4,147	5
951	955	927	888	862	862	898	-1,329	-1,377	-1,353	-1,463	-1,394	-1,404	-1,464	-166	-169	-167	-169	-163	-152	-156	6
55,007	55,770	56,548	57,113	58,130	59,042	60,027	71,051	72,002	73,409	73,658	74,550	75,262	76,542	78,144	79,247	80,282	81,502	82,128	82,761	83,999	7
13,209	13,170	13,421	13,541	13,631	13,677	14,375	17,786	17,719	18,066	18,301	18,528	18,708	19,732	17,692	17,638	17,996	18,254	18,505	18,696	19,712	8
11,358	11,520	11,499	11,708	11,872	11,904	12,109	19,902	20,114	20,164	20,672	21,048	21,060	21,462	21,757	21,974	22,095	22,665	23,140	23,202	23,639	9
521	572	493	375	290	303	266	619	635	582	511	443	419	392	394	387	390	318	302	309	284	10
10,837	10,948	11,007	11,332	11,581	11,601	11,843	19,282	19,478	19,582	20,162	20,605	20,640	21,071	21,363	21,587	21,705	22,347	22,838	22,893	23,355	11
43,130	43,493	43,970	44,428	45,158	45,972	46,389	58,355	58,854	59,731	60,268	60,807	61,432	62,343	61,058	61,622	62,265	62,912	63,269	63,704	64,522	12
10,591	10,816	11,030	11,397	11,611	11,813	11,896	15,298	15,665	16,097	16,018	16,158	16,300	16,565	14,847	15,156	15,444	16,000	16,048	16,159	16,345	13
7,332	7,527	7,705	7,975	8,143	8,287	8,346	10,843	11,203	11,592	11,392	11,505	11,602	11,803	10,938	11,227	11,484	11,934	11,969	12,061	12,198	14
3,258	3,289	3,325	3,422	3,468	3,526	3,550	4,455	4,462	4,505	4,626	4,653	4,698	4,761	3,909	3,929	3,960	4,066	4,079	4,097	4,147	15
7,082	7,315	7,506	7,461	7,662	7,682	8,185	7,825	8,004	8,188	8,309	8,519	8,568	8,866	10,739	11,034	11,212	11,438	11,689	11,811	12,156	16
424	452	522	363	344	278	601	327	339	386	387	381	332	463	402	405	377	426	416	399	472	17
6,659	6,863	6,984	7,098	7,318	7,404	7,584	7,498	7,666	7,802	7,922	8,138	8,236	8,403	10,337	10,629	10,835	11,012	11,272	11,412	11,684	18
763	795	869	714	699	636	963	620	635	685	691	687	642	775	610	615	588	640	632	617	692	19
60,040	60,829	61,637	62,572	63,733	64,831	65,507	80,858	81,889	83,332	83,904	84,797	85,658	86,998	86,033	87,197	88,334	89,710	90,373	91,057	92,331	20
48,903	49,543	50,250	50,897	51,993	52,869	53,431	65,747	66,867	68,011	68,201	69,062	70,239	71,487	69,146	70,173	71,264	72,039	72,693	73,165	74,407	21
210	216	215	219	222	221	223	355	367	351	361	362	364	364	550	562	565	558	560	572	572	22
702	717	761	762	785	839	884	1,383	1,384	1,423	1,437	1,509	1,528	1,568	4,151	4,123	4,181	4,123	4,187	4,118	4,329	23
642	667	700	737	706	721	507	512	525	514	558	517	526	526	895	902	959	1,089	966	916	927	24
3,416	3,426	3,444	3,452	3,502	3,593	3,647	4,766	4,744	4,843	4,874	4,875	4,854	4,956	5,885	5,992	6,120	6,195	5,912	6,025	6,177	25
10,090	10,242	10,489	10,603	11,001	11,628	11,495	15,905	16,154	16,711	16,132	16,162	16,770	17,042	10,247	10,403	10,721	10,780	10,704	10,875	10,929	26
6,419	6,516	6,730	6,651	6,912	7,465	7,269	10,559	10,734	11,159	10,461	10,592	11,017	11,261	4,315	4,404	4,633	4,437	4,563	4,572	4,614	27
3,671	3,726	3,759	3,952	4,089	4,163	4,226	5,345	5,420	5,552	5,671	5,570	5,753	5,781	5,931	5,998	6,088	6,343	6,141	6,303	6,318	28
3,276	3,333	3,377	3,470	3,568	3,593	3,644	4,010	4,068	4,171	4,277	4,327	4,443	4,519	3,819	3,865	3,930	3,958	3,994	4,076	4,124	29
4,202	4,305	4,352	4,323	4,379	4,379	4,396	5,862	5,941	6,102	5,979	6,073	6,150	6,210	6,124	6,224	6,342	6,149	6,343	6,399	6,496	30
2,333	2,363	2,403	2,377	2,432	2,482	2,522	4,512	4,511	4,573	4,652	4,764	4,774	4,885	3,989	4,024	4,091	4,078	4,101	4,171	4,247	31
3,405	3,446	3,535	3,648	3,542	3,466	3,539	1,457	1,446	1,478	1,482	1,552	1,541	1,569	1,829	1,867	1,920	1,990	2,040	2,029	2,077	32
3,544	3,572	3,509	3,639	3,770	3,604	3,724	3,792	4,024	3,898	4,051	4,245	4,188	4,321	3,472	3,498	3,497	3,578	3,731	3,723	3,830	33
1,056	1,127	1,096	1,103	1,217	1,256	1,250	1,077	1,146	1,125	1,132	1,200	1,228	1,238	1,996	2,093	2,062	2,093	2,242	2,277	2,273	34
3,646	3,642	3,693	3,836	3,968	3,984	4,053	4,634	4,700	4,697	4,764	4,848	4,942	5,013	5,741	5,807	5,851	6,027	6,138	6,143	6,228	35
688	653	654	678	622	683	703	1,123	1,210	1,162	1,309	1,321	1,345	1,397	1,268	1,242	1,261	1,339	1,361	1,356	1,383	36
1,893	1,902	1,955	1,960	1,974	2,029	2,081	2,150	2,150	2,196	2,260	2,294	2,373	2,419	2,546	2,652	2,600	2,778	2,663	2,640	2,681	37
451	448	462	463	462	462	468	638	650	654	660	682	693	722	1,056	1,080	1,072	1,081	1,169	1,133	1,146	38
5,717	5,828	5,909	5,960	6,061	6,149	6,244	8,540	8,725	8,886	9,018	9,018	9,238	9,347	8,722	8,863	8,988	9,044	9,279	9,408	9,504	39
311	317	321	326	331	340	365	541	547	564	555	570	584	623	1,356	1,402	1,355	1,454	1,453	1,399	1,527	40
1,442	1,456	1,480	1,528	1,529	1,552	1,566	2,194	2,231	2,259	2,325	2,306	2,330	2,378	2,659	2,696	2,759	2,776	2,830	2,843	2,867	41
1,878	1,883	1,897	1,851	1,891	1,901	1,907	2,303	2,359	2,393	2,420	2,396	2,377	2,392	2,843	2,878	2,991	2,949	3,018	3,061	3,087	42
11,136	11,287	11,386	11,675	11,740	11,962	12,076	15,111	15,021	15,320	15,704	15,736	15,419	15,511	16,887	17,025	17,070	17,671	17,680	17,893	17,924	43
1,840	1,816	1,818	1,868	1,938	1,909	1,898	2,485	2,454	2,430	2,434	2,428	2,438	2,432	2,570	2,543	2,552	2,608	2,656	2,647	2,640	44
1,581	1,612	1,622	1,720	1,723	1,664	1,667	2,575	2,590	2,594	2,757	2,720	2,717	2,806	2,058	2,060	2,037	2,169	2,159	2,198	2,204	45
7,715	7,859	7,946	8,087	8,079	8,388	8,511	10,051	9,978	10,296	10,513	10,588	10,264	10,272	12,259	12,422	12,481	12,894	12,864	13,047	13,080	46

Table 5. Personal Income by Major Source and

[Millions of dollars,

Item	Line	Maine							Maryland						
		2003			2004				2003			2004			
		II'	III'	IV'	I'	II'	III'	IV ^P	II'	III'	IV'	I'	II'	III'	IV ^P
Income by place of residence															
Personal income (lines 2-11).....	1	37,837	38,260	39,061	39,356	39,984	40,373	41,341	205,509	207,467	210,181	213,981	216,918	218,375	223,276
Derivation of personal income															
Earnings by place of work (lines 12-18 or 19-46).....	2	26,666	27,046	27,760	27,827	28,270	28,606	29,040	143,905	145,761	147,497	150,215	152,136	153,091	155,289
Less: Contributions for government social insurance ²	3	2,903	2,930	3,001	3,038	3,075	3,113	3,152	15,903	16,049	16,208	16,666	16,806	16,873	17,093
Employee and self-employed contributions for government social insurance.....	4	1,568	1,586	1,628	1,642	1,666	1,687	1,709	8,211	8,299	8,393	8,604	8,686	8,734	8,855
Employer contributions for government social insurance.....	5	1,335	1,344	1,373	1,396	1,410	1,426	1,444	7,691	7,750	7,815	8,062	8,120	8,139	8,238
Plus: Adjustment for residence ³	6	700	714	724	732	748	771	779	21,816	21,957	22,373	22,946	23,221	23,376	23,607
Equals: Net earnings by place of residence.....	7	24,464	24,830	25,483	25,521	25,943	26,264	26,667	149,818	151,670	153,662	156,495	158,552	159,594	161,803
Plus: Dividends, interest, and rent ⁴	8	6,391	6,364	6,490	6,564	6,629	6,676	7,100	32,972	32,830	33,429	33,880	34,348	34,749	36,959
Plus: Personal current transfer receipts.....	9	6,982	7,067	7,087	7,271	7,413	7,433	7,574	22,719	22,967	23,090	23,606	24,018	24,033	24,514
State unemployment insurance benefits.....	10	160	170	152	131	115	123	112	757	758	751	606	513	487	477
Personal current transfer receipts excluding state unemployment insurance benefits.....	11	6,822	6,896	6,935	7,140	7,297	7,310	7,462	21,962	22,209	22,339	23,000	23,505	23,546	24,037
Earnings by place of work															
Components of earnings:															
Wage and salary disbursements.....	12	19,011	19,234	19,745	19,691	19,984	20,249	20,527	105,526	106,667	107,917	109,361	110,480	111,153	112,757
Supplements to wages and salaries.....	13	4,704	4,771	4,908	5,021	5,093	5,129	5,203	24,622	24,897	25,144	26,203	26,479	26,483	26,852
Employer contributions for employee pension and insurance funds.....	14	3,369	3,427	3,535	3,625	3,683	3,703	3,759	16,931	17,147	17,329	18,142	18,359	18,344	18,615
Employer contributions for government social insurance.....	15	1,335	1,344	1,373	1,396	1,410	1,426	1,444	7,691	7,750	7,815	8,062	8,120	8,139	8,238
Proprietors' income ⁵	16	2,951	3,042	3,107	3,115	3,193	3,229	3,310	13,757	14,198	14,436	14,651	15,178	15,455	15,679
Farm proprietors' income.....	17	-18	-16	-6	-52	-53	-63	-41	111	114	123	128	132	131	139
Nonfarm proprietors' income.....	18	2,969	3,057	3,113	3,167	3,245	3,292	3,352	13,646	14,084	14,313	14,523	15,045	15,343	15,540
Earnings by industry															
Farm earnings.....	19	95	98	108	63	64	55	78	291	295	305	313	319	300	329
Nonfarm earnings.....	20	26,571	26,949	27,652	27,764	28,206	28,552	28,962	143,614	145,467	147,192	149,903	151,817	152,791	154,960
Private earnings.....	21	21,490	21,846	22,429	22,495	22,841	23,246	23,608	110,438	112,250	114,155	116,372	117,407	119,825	121,775
Forestry, fishing, related activities, and other ⁶	22	348	353	351	362	374	360	369	128	133	130	135	141	142	139
Mining.....	23	9	9	9	9	9	9	9	110	111	122	114	118	122	
Utilities.....	24	286	286	296	297	305	298	302	2,388	2,421	2,533	2,560	2,514	2,538	2,556
Construction.....	25	1,791	1,840	1,880	1,935	1,910	1,954	1,987	10,508	10,777	11,157	11,401	11,505	12,068	12,233
Manufacturing.....	26	3,540	3,602	3,710	3,637	3,620	3,758	3,778	10,281	10,353	10,516	10,485	10,523	10,796	10,931
Durable goods.....	27	1,802	1,840	1,917	1,847	1,881	1,940	1,966	6,089	6,223	6,219	6,307	6,212	6,501	6,630
Non-durable goods.....	28	1,738	1,762	1,793	1,790	1,739	1,818	1,813	4,191	4,130	4,298	4,178	4,311	4,295	4,301
Wholesale trade.....	29	1,113	1,127	1,174	1,170	1,194	1,234	1,252	6,241	6,334	6,456	6,621	6,605	6,745	6,828
Retail trade.....	30	2,440	2,499	2,556	2,560	2,583	2,609	2,649	9,641	9,743	9,975	9,750	10,005	10,179	10,329
Transportation and warehousing.....	31	676	684	705	703	719	723	739	3,288	3,304	3,385	3,466	3,531	3,648	3,706
Information.....	32	602	611	638	642	649	683	705	4,028	4,163	4,327	4,650	4,289	4,510	4,633
Finance and insurance.....	33	1,667	1,667	1,703	1,740	1,767	1,725	1,759	9,264	9,520	9,277	9,871	9,743	9,519	9,801
Real estate and rental and leasing.....	34	434	464	464	467	508	518	514	3,989	4,214	4,198	4,387	4,589	4,720	4,725
Professional and technical services.....	35	1,540	1,570	1,631	1,632	1,668	1,661	1,708	18,331	18,543	18,799	19,252	19,751	20,117	20,521
Management of companies and enterprises.....	36	376	354	385	389	414	373	387	686	735	778	908	936	868	914
Administrative and waste services.....	37	714	720	720	726	714	726	738	5,225	5,292	5,392	5,444	5,528	5,680	5,760
Educational services.....	38	375	378	385	386	394	398	400	2,393	2,403	2,446	2,514	2,568	2,639	2,685
Health care and social assistance.....	39	3,731	3,800	3,906	3,931	4,065	4,219	4,276	14,012	14,233	14,382	14,547	14,699	14,990	15,197
Arts, entertainment, and recreation.....	40	257	264	274	257	267	276	291	1,252	1,211	1,217	1,342	1,253	1,286	1,338
Accommodation and food services.....	41	864	885	897	910	919	938	949	3,924	3,921	4,202	4,026	4,172	4,189	4,223
Other services, except public administration.....	42	729	734	745	742	763	785	797	4,750	4,837	4,860	4,899	4,938	5,068	5,128
Government and government enterprises.....	43	5,082	5,102	5,223	5,269	5,364	5,306	5,354	33,177	33,217	33,037	33,531	34,411	32,966	33,185
Federal, civilian.....	44	1,067	1,062	1,062	1,098	1,118	1,111	1,119	14,115	14,029	13,852	14,066	14,243	14,281	14,368
Military.....	45	469	466	464	503	490	468	489	2,904	2,883	2,840	3,057	3,003	2,983	3,012
State and local.....	46	3,545	3,574	3,698	3,667	3,757	3,727	3,747	16,157	16,305	16,345	16,407	17,164	15,702	15,804

See the footnotes at the end of the table.

Earnings by Industry, 2003:II-2004:IV¹—Continues
 seasonally adjusted at annual rates]

Massachusetts							Michigan							Minnesota							Line
2003			2004				2003			2004				2003			2004				
II ^r	III ^r	IV ^r	I ^r	II ^r	III ^r	IV ^p	II ^r	III ^r	IV ^r	I ^r	II ^r	III ^r	IV ^p	II ^r	III ^r	IV ^r	I ^r	II ^r	III ^r	IV ^p	
251,653	254,658	258,023	261,790	267,146	268,743	275,183	311,789	315,427	321,514	315,934	320,868	324,507	331,258	171,561	173,960	174,498	179,097	181,573	183,341	187,686	1
201,856	205,356	208,309	211,492	216,451	217,466	220,403	247,080	250,500	255,460	248,671	253,024	256,664	259,991	138,343	140,851	140,720	145,147	147,227	149,052	151,458	2
21,041	21,326	21,580	22,132	22,595	22,686	22,945	27,312	27,416	27,787	27,759	28,107	28,473	28,789	16,352	16,610	16,547	17,113	17,290	17,523	17,737	3
10,795	10,959	11,111	11,358	11,611	11,658	11,801	13,774	13,823	14,012	13,965	14,159	14,348	14,517	8,352	8,468	8,428	8,692	8,795	8,916	9,033	4
10,247	10,367	10,469	10,774	10,984	11,029	11,144	13,538	13,593	13,775	13,794	13,948	14,125	14,273	8,001	8,142	8,120	8,421	8,495	8,606	8,704	5
-4,681	-4,779	-4,847	-4,909	-5,104	-4,963	-5,082	1,113	1,111	1,142	1,180	1,220	1,236	1,244	-1,246	-1,264	-1,230	-1,269	-1,279	-1,290	-1,312	6
176,134	179,251	181,882	184,450	188,752	189,817	192,377	220,881	224,195	228,815	222,092	226,137	229,427	232,446	120,745	122,977	122,942	126,764	128,658	130,240	132,409	7
41,481	41,217	42,154	42,787	43,426	43,950	47,174	44,218	44,059	44,920	45,391	45,790	46,049	48,831	29,295	29,234	29,743	30,066	30,357	30,572	32,296	8
34,038	34,189	33,987	34,552	34,968	34,976	35,632	46,691	47,173	47,779	48,451	48,941	49,031	49,982	21,521	21,749	21,813	22,267	22,557	22,529	22,982	9
2,558	2,425	2,073	1,694	1,389	1,338	1,293	2,442	2,524	2,917	2,262	1,737	1,745	1,710	1,064	1,052	989	827	647	580	575	10
31,480	31,764	31,914	32,858	33,580	33,638	34,339	44,249	44,650	44,862	46,189	47,204	47,286	48,272	20,457	20,697	20,824	21,440	21,911	21,949	22,406	11
150,214	152,573	154,772	156,395	159,991	160,728	162,799	175,696	176,437	178,971	176,318	178,895	181,389	183,633	103,887	105,439	105,020	107,073	108,417	109,976	111,482	12
31,367	31,962	32,467	33,699	34,472	34,544	34,973	47,434	49,164	51,313	46,758	47,485	48,138	48,877	23,034	23,557	23,635	24,702	24,986	25,315	25,652	13
21,120	21,596	21,999	22,925	23,488	23,516	23,829	33,896	35,571	37,538	32,964	33,537	34,013	34,605	15,033	15,415	15,515	16,281	16,490	16,709	16,948	14
10,247	10,367	10,469	10,774	10,984	11,029	11,144	13,538	13,593	13,775	13,794	13,948	14,125	14,273	8,001	8,142	8,120	8,421	8,495	8,606	8,704	15
20,275	20,822	21,070	21,398	21,989	22,194	22,631	23,951	24,899	25,177	25,594	26,644	27,138	27,481	11,422	11,855	12,065	13,371	13,824	13,760	14,326	16
-29	-23	-12	-76	-65	-70	-53	-151	-114	8	25	18	3	117	364	427	477	1,610	1,644	1,450	1,796	17
20,304	20,845	21,082	21,474	22,053	22,264	22,684	24,102	25,013	25,169	25,569	26,626	27,135	27,364	11,058	11,428	11,588	11,761	12,180	12,311	12,528	18
112	118	131	69	82	78	96	536	580	710	738	738	729	851	901	967	1,022	2,162	2,201	2,012	2,364	19
201,744	205,238	208,178	211,423	216,369	217,388	220,307	246,545	249,920	254,750	247,933	252,287	255,935	259,140	137,442	139,884	139,698	142,985	145,026	147,040	149,094	20
178,296	181,663	184,151	187,341	191,917	193,148	195,876	213,278	216,990	221,376	214,594	218,451	222,402	225,183	118,260	120,668	120,435	123,259	125,514	126,895	128,788	21
430	447	432	444	472	463	456	347	351	354	361	367	370	368	355	361	357	367	377	376	376	22
325	338	353	354	371	373	393	679	697	722	736	757	753	787	438	414	470	420	459	460	470	23
1,376	1,400	1,407	1,445	1,409	1,402	1,420	2,735	2,780	2,767	2,729	2,881	2,880	2,908	1,395	1,333	1,418	1,526	1,523	1,413	1,445	24
11,743	11,764	11,869	12,054	12,216	12,390	12,522	13,589	13,744	13,725	13,962	13,891	14,379	14,381	8,540	8,846	8,928	8,948	9,242	9,226	9,330	25
25,338	25,772	26,102	25,560	25,993	26,772	26,984	60,474	62,232	65,616	57,693	58,383	60,035	61,351	21,577	22,008	22,296	22,528	22,634	23,224	23,421	26
17,998	18,272	18,535	18,171	18,562	19,277	19,494	50,622	51,956	55,611	47,680	48,297	49,588	50,834	14,335	14,640	14,710	15,240	15,180	15,557	15,697	27
7,340	7,500	7,568	7,390	7,431	7,494	7,490	9,852	10,276	10,006	10,013	10,086	10,448	10,517	7,243	7,368	7,586	7,287	7,454	7,666	7,723	28
10,699	10,992	11,307	11,448	11,580	11,370	11,456	11,593	11,691	11,904	11,727	11,990	12,186	12,217	8,803	9,042	9,020	9,201	9,409	9,674	9,859	29
11,956	12,099	12,393	12,227	12,480	12,588	12,732	15,580	15,654	15,769	15,851	15,852	16,013	16,050	8,925	8,977	9,037	9,223	9,297	9,354	9,437	30
3,835	3,812	3,815	3,839	3,883	3,923	3,945	6,585	6,723	6,906	6,781	6,863	7,030	7,046	4,829	4,832	4,901	4,948	5,005	5,147	5,188	31
7,773	7,926	8,124	8,245	8,291	8,637	8,729	4,571	4,649	4,711	4,720	4,878	4,964	4,967	4,074	4,055	4,170	4,303	4,402	4,356	4,435	32
21,685	22,991	22,698	25,079	26,586	24,637	25,335	11,827	11,936	11,750	11,980	12,294	12,253	12,575	11,800	12,209	11,654	12,181	12,409	12,123	12,393	33
4,314	4,489	4,431	4,513	4,858	5,010	4,964	6,839	7,378	7,152	7,207	7,926	8,210	8,037	2,714	2,842	2,799	2,753	3,006	3,063	3,050	34
25,392	25,693	25,780	26,950	27,558	27,781	28,280	24,093	24,315	24,422	24,383	24,783	24,901	25,328	10,753	10,852	10,799	10,906	11,203	11,389	11,632	35
5,331	5,215	5,414	5,739	5,707	6,023	6,169	6,693	6,778	6,849	7,407	7,699	7,539	7,742	5,461	5,977	5,716	6,197	6,696	6,557	6,736	36
6,481	6,540	6,718	6,776	6,847	6,799	6,921	9,599	9,568	9,645	9,601	9,863	10,292	10,394	3,882	3,895	3,907	3,999	4,083	4,084	4,134	37
6,930	6,960	7,161	7,163	7,239	7,262	7,288	1,761	1,812	1,980	1,916	1,974	1,996	2,006	1,529	1,546	1,552	1,586	1,591	1,632	1,643	38
22,262	22,605	23,299	22,637	23,323	24,493	24,738	22,287	22,613	22,850	22,997	23,416	23,959	24,240	14,498	14,782	14,675	15,260	15,135	15,767	16,024	39
1,936	1,985	2,064	2,097	2,122	2,046	2,203	2,214	2,214	2,287	2,384	2,369	2,286	2,386	1,324	1,314	1,288	1,340	1,317	1,325	1,392	40
5,157	5,252	5,345	5,300	5,458	5,575	5,684	5,171	5,223	5,296	5,372	5,376	5,424	5,427	3,123	3,115	3,142	3,189	3,240	3,274	3,336	41
5,334	5,384	5,440	5,471	5,526	5,604	5,657	6,642	6,630	6,673	6,788	6,889	6,931	6,973	4,240	4,268	4,307	4,382	4,485	4,450	4,486	42
23,448	23,576	24,028	24,082	24,452	24,241	24,431	33,267	32,929	33,374	33,338	33,836	33,533	33,957	19,182	19,217	19,263	19,726	19,512	20,145	20,306	43
4,250	4,197	4,162	4,242	4,277	4,030	3,930	4,122	4,044	4,058	4,135	4,224	4,195	4,161	2,511	2,482	2,496	2,525	2,573	2,570	2,550	44
948	943	932	972	986	987	987	846	830	810	832	836	855	872	711	704	696	733	722	722	721	45
18,250	18,436	18,934	18,867	19,190	19,223	19,515	28,299	28,055	28,506	28,372	28,776	28,483	28,925	15,961	16,031	16,071	16,468	16,217	16,853	17,035	46

Table 5. Personal Income by Major Source and

[Millions of dollars,

Item	Line	Mississippi								Missouri							
		2003			2004					2003			2004				
		II ^r	III ^r	IV ^r	I ^r	II ^r	III ^r	IV ^p	II ^r	III ^r	IV ^r	I ^r	II ^r	III ^r	IV ^p		
Income by place of residence																	
Personal income (lines 2-11).....	1	67,082	67,917	68,963	69,998	71,024	71,801	73,408	167,726	169,229	170,581	172,454	174,832	176,589	180,673		
Derivation of personal income																	
Earnings by place of work (lines 12-18 or 19-46).....	2	46,474	47,203	47,970	48,563	49,194	49,930	50,754	128,608	130,068	130,852	132,090	133,826	135,546	137,539		
Less: Contributions for government social insurance ²	3	5,171	5,225	5,292	5,380	5,427	5,522	5,577	13,980	14,078	14,121	14,438	14,569	14,758	14,934		
Employee and self-employed contributions for government social insurance.....	4	2,756	2,791	2,832	2,871	2,899	2,951	2,983	7,302	7,355	7,382	7,523	7,600	7,702	7,800		
Employer contributions for government social insurance.....	5	2,415	2,434	2,460	2,509	2,528	2,572	2,594	6,678	6,723	6,739	6,915	6,969	7,056	7,134		
Plus: Adjustment for residence ³	6	1,823	1,844	1,880	1,904	1,936	1,967	1,991	-4,015	-4,050	-4,029	-4,014	-4,019	-4,063	-4,142		
Equals: Net earnings by place of residence.....	7	43,127	43,823	44,558	45,086	45,703	46,375	47,169	110,613	111,940	112,702	113,639	115,237	116,725	118,462		
Plus: Dividends, interest, and rent ⁴	8	9,588	9,556	9,799	9,935	10,048	10,092	10,637	29,898	29,775	30,238	30,525	30,800	31,012	32,802		
Plus: Personal current transfer receipts.....	9	14,367	14,538	14,606	14,976	15,273	15,334	15,602	27,215	27,513	27,640	28,290	28,795	28,852	29,409		
State unemployment insurance benefits.....	10	269	270	249	195	167	172	154	786	786	755	609	506	514	480		
Personal current transfer receipts excluding state unemployment insurance benefits.....	11	14,098	14,267	14,357	14,782	15,106	15,162	15,448	26,428	26,727	26,886	27,681	28,289	28,338	28,929		
Earnings by place of work																	
Components of earnings:																	
Wage and salary disbursements.....	12	32,557	32,953	33,425	33,501	33,854	34,474	34,872	93,564	94,226	94,582	95,278	96,322	97,679	98,980		
Supplements to wages and salaries.....	13	8,395	8,585	8,772	8,901	8,994	9,142	9,221	22,210	22,613	22,910	23,158	23,485	23,710	23,986		
Employer contributions for employee pension and insurance funds.....	14	5,980	6,151	6,312	6,391	6,466	6,570	6,627	15,533	15,890	16,171	16,243	16,516	16,654	16,852		
Employer contributions for government social insurance.....	15	2,415	2,434	2,460	2,509	2,528	2,572	2,594	6,678	6,723	6,739	6,915	6,969	7,056	7,134		
Proprietors' income ⁵	16	5,523	5,666	5,772	6,161	6,346	6,314	6,662	12,834	13,229	13,559	13,654	14,018	14,158	14,573		
Farm proprietors' income.....	17	732	740	761	1,109	1,139	1,026	1,261	566	560	498	593	542	531	653		
Nonfarm proprietors' income.....	18	4,791	4,925	5,011	5,052	5,207	5,288	5,401	12,268	12,669	12,861	13,061	13,476	13,626	13,920		
Earnings by industry																	
Farm earnings.....	19	939	950	973	1,324	1,355	1,245	1,482	796	791	731	829	781	772	896		
Nonfarm earnings.....	20	45,535	46,254	46,996	47,239	47,839	48,685	49,272	127,813	129,277	130,121	131,261	133,045	134,774	136,643		
Private earnings.....	21	34,598	35,218	35,822	35,744	36,276	37,031	37,600	107,610	109,046	109,832	110,686	112,230	114,052	115,852		
Forestry, fishing, related activities, and other ⁶	22	546	564	556	561	552	562	566	381	392	390	404	393	397	402		
Mining.....	23	468	483	500	493	506	510	530	342	387	387	404	374	439	436		
Utilities.....	24	558	555	563	664	598	601	609	1,090	1,076	1,131	1,082	1,225	1,125	1,143		
Construction.....	25	2,477	2,478	2,485	2,379	2,448	2,547	2,580	8,481	8,711	8,700	8,758	8,994	9,120	9,241		
Manufacturing.....	26	7,710	7,905	8,168	7,863	8,047	8,381	8,468	18,404	18,735	19,178	18,558	19,164	19,569	19,675		
Durable goods.....	27	4,938	5,040	5,335	5,049	5,178	5,475	5,556	11,925	12,241	12,715	11,923	12,425	12,715	12,810		
Non-durable goods.....	28	2,773	2,865	2,832	2,815	2,868	2,906	2,912	6,479	6,494	6,462	6,634	6,739	6,855	6,865		
Wholesale trade.....	29	1,760	1,779	1,813	1,853	1,868	1,904	1,937	6,831	6,916	6,972	7,149	7,240	7,374	7,490		
Retail trade.....	30	3,691	3,756	3,873	3,748	3,824	3,886	3,909	9,120	9,238	9,395	9,164	9,391	9,429	9,524		
Transportation and warehousing.....	31	1,734	1,764	1,800	1,791	1,839	1,862	1,893	5,172	5,137	5,086	5,079	5,103	5,175	5,244		
Information.....	32	822	852	854	859	867	887	909	4,863	4,965	5,062	5,229	5,217	5,236	5,354		
Finance and insurance.....	33	1,772	1,775	1,769	1,808	1,862	1,863	1,921	7,831	7,863	7,725	7,881	7,971	8,119	8,407		
Real estate and rental and leasing.....	34	622	671	660	667	714	741	738	2,348	2,487	2,436	2,486	2,624	2,691	2,712		
Professional and technical services.....	35	2,146	2,190	2,160	2,259	2,313	2,344	2,384	9,637	9,677	9,752	9,784	10,007	10,143	10,252		
Management of companies and enterprises.....	36	661	637	640	641	634	645	661	5,231	5,161	5,127	5,748	5,288	5,445	5,610		
Administrative and waste services.....	37	955	982	1,023	1,072	1,067	1,085	1,131	3,707	3,789	3,835	3,938	4,069	4,139	4,209		
Educational services.....	38	371	369	385	389	395	402	408	2,088	2,138	2,161	2,208	2,225	2,248	2,301		
Health care and social assistance.....	39	4,517	4,620	4,679	4,761	4,805	4,886	4,934	12,629	12,802	12,935	13,058	13,223	13,500	13,699		
Arts, entertainment, and recreation.....	40	415	405	402	439	434	436	460	1,727	1,764	1,723	1,838	1,769	1,749	1,896		
Accommodation and food services.....	41	1,934	1,991	2,024	2,039	2,046	2,036	2,091	3,458	3,513	3,534	3,578	3,600	3,680	3,761		
Other services, except public administration.....	42	1,438	1,441	1,468	1,458	1,458	1,453	1,470	4,270	4,296	4,304	4,340	4,352	4,474	4,495		
Government and government enterprises.....	43	10,937	11,036	11,174	11,495	11,563	11,654	11,672	20,202	20,231	20,289	20,575	20,815	20,722	20,791		
Federal, civilian.....	44	1,827	1,801	1,793	1,831	1,881	1,888	1,870	4,165	4,119	4,061	4,175	4,208	4,111	4,113		
Military.....	45	1,710	1,704	1,696	1,821	1,781	1,796	1,757	1,698	1,676	1,706	1,839	1,824	1,796	1,761		
State and local.....	46	7,401	7,531	7,686	7,844	7,901	7,970	8,046	14,339	14,437	14,522	14,561	14,783	14,814	14,917		

See the footnotes at the end of the table.

Earnings by Industry, 2003:II-2004:IV¹—Continues
 seasonally adjusted at annual rates]

Montana							Nebraska							Nevada							Line
2003			2004				2003			2004				2003			2004				
II ^r	III ^r	IV ^r	I ^r	II ^r	III ^r	IV ^p	II ^r	III ^r	IV ^r	I ^r	II ^r	III ^r	IV ^p	II ^r	III ^r	IV ^r	I ^r	II ^r	III ^r	IV ^p	
23,283	23,460	23,823	24,348	24,688	24,932	25,601	52,196	52,674	53,502	53,559	54,259	54,819	56,388	70,545	72,096	73,902	75,403	77,101	78,529	80,945	1
17,098	17,261	17,518	17,960	18,210	18,473	18,839	41,122	41,608	42,309	42,233	42,748	43,301	44,268	54,193	55,902	57,566	58,877	60,398	61,818	63,480	2
2,047	2,066	2,087	2,151	2,165	2,203	2,233	4,522	4,552	4,591	4,706	4,754	4,829	4,897	5,465	5,621	5,776	5,961	6,105	6,252	6,414	3
1,050	1,062	1,076	1,105	1,114	1,133	1,149	2,352	2,369	2,392	2,443	2,472	2,512	2,549	2,770	2,850	2,933	3,021	3,094	3,170	3,254	4
997	1,003	1,011	1,046	1,052	1,069	1,083	2,170	2,183	2,200	2,263	2,283	2,317	2,349	2,695	2,770	2,843	2,941	3,011	3,082	3,160	5
28	29	29	30	30	30	30	-885	-895	-895	-921	-934	-953	-970	-365	-396	-426	-435	-457	-474	-499	6
15,079	15,225	15,460	15,839	16,075	16,301	16,637	35,716	36,161	36,823	36,606	37,059	37,520	38,400	48,363	49,885	51,364	52,481	53,836	55,092	56,567	7
4,324	4,314	4,423	4,474	4,508	4,521	4,772	9,183	9,135	9,268	9,359	9,456	9,538	10,071	14,081	14,007	14,318	14,525	14,728	14,892	15,690	8
3,881	3,922	3,940	4,036	4,106	4,110	4,192	7,297	7,379	7,412	7,594	7,744	7,761	7,917	8,101	8,205	8,220	8,397	8,536	8,545	8,688	9
97	100	97	80	63	60	58	167	172	165	133	119	123	120	411	405	363	307	269	263	233	10
3,784	3,822	3,842	3,956	4,043	4,050	4,134	7,130	7,206	7,246	7,461	7,625	7,638	7,797	7,690	7,799	7,857	8,090	8,268	8,282	8,455	11
11,437	11,573	11,721	11,904	12,007	12,224	12,407	28,868	29,084	29,373	29,663	30,030	30,536	31,000	39,830	41,071	42,325	43,085	44,161	45,278	46,498	12
2,933	2,989	3,034	3,177	3,194	3,244	3,284	6,687	6,772	6,877	7,104	7,191	7,289	7,397	8,509	8,794	9,105	9,542	9,791	10,012	10,273	13
1,935	1,986	2,023	2,130	2,143	2,174	2,201	4,517	4,589	4,677	4,841	4,909	4,972	5,048	5,813	6,024	6,262	6,601	6,780	6,929	7,112	14
997	1,003	1,011	1,046	1,052	1,069	1,083	2,170	2,183	2,200	2,263	2,283	2,317	2,349	2,695	2,770	2,843	2,941	3,011	3,082	3,160	15
2,728	2,699	2,763	2,879	3,009	3,006	3,149	5,567	5,752	6,060	5,467	5,526	5,476	5,871	5,855	6,037	6,136	6,250	6,446	6,529	6,709	16
101	-13	21	95	98	42	140	1,584	1,659	1,878	1,214	1,141	1,062	1,380	32	34	38	17	18	17	21	17
2,627	2,712	2,742	2,784	2,911	2,964	3,008	3,984	4,100	4,182	4,253	4,385	4,414	4,491	5,822	6,003	6,098	6,233	6,428	6,512	6,688	18
272	160	195	272	276	222	322	1,968	2,041	2,271	1,612	1,543	1,468	1,790	99	102	106	87	88	87	92	19
16,825	17,101	17,323	17,689	17,934	18,251	18,517	39,154	39,567	40,038	40,621	41,204	41,833	42,477	54,095	55,801	57,460	58,791	60,310	61,731	63,388	20
12,942	13,116	13,324	13,578	13,911	14,134	14,404	31,864	32,395	32,669	33,089	33,654	34,210	34,821	45,946	47,673	49,059	50,093	51,567	52,693	54,227	21
199	199	199	203	206	203	207	147	150	152	151	154	153	155	34	36	36	36	37	37	37	22
457	447	467	514	535	547	575	128	133	137	139	141	143	151	755	729	853	805	811	879	906	23
280	272	277	287	283	280	283	483	499	516	499	534	534	542	505	538	604	597	651	576	588	24
1,323	1,310	1,345	1,375	1,412	1,439	1,504	2,509	2,564	2,616	2,668	2,729	2,671	2,663	5,780	5,923	6,350	6,497	6,831	7,327	7,687	25
1,015	1,023	1,033	1,043	1,060	1,093	1,102	4,885	4,996	5,027	4,963	5,035	5,160	5,213	2,522	2,677	2,720	2,633	2,792	2,853	2,919	26
584	574	570	573	588	603	614	2,310	2,331	2,405	2,400	2,391	2,446	2,459	1,795	1,928	1,961	1,858	1,994	2,043	2,099	27
431	449	463	470	473	490	489	2,575	2,665	2,622	2,563	2,645	2,714	2,754	727	749	759	776	798	810	819	28
680	691	700	726	736	754	759	2,133	2,127	2,149	2,214	2,256	2,332	2,362	2,070	2,104	2,161	2,229	2,260	2,310	2,345	29
1,557	1,585	1,614	1,637	1,662	1,659	1,680	2,818	2,869	2,884	2,886	2,921	2,944	2,980	4,180	4,297	4,410	4,480	4,612	4,678	4,792	30
667	676	677	687	703	708	717	2,704	2,729	2,790	2,855	2,856	2,893	2,984	1,689	1,721	1,790	1,830	1,865	1,884	1,957	31
370	371	388	401	410	421	428	1,223	1,220	1,210	1,188	1,254	1,283	1,325	1,088	1,138	1,156	1,105	1,145	1,150	1,181	32
771	781	811	822	835	832	864	2,851	2,879	2,903	2,994	3,057	3,070	3,194	3,475	3,603	3,552	3,740	3,897	3,806	3,981	33
619	677	661	674	744	776	761	558	590	583	599	647	650	646	1,524	1,625	1,628	1,658	1,807	1,869	1,875	34
1,041	1,054	1,070	1,075	1,097	1,130	1,144	2,334	2,422	2,449	2,485	2,496	2,580	2,648	3,848	3,909	3,965	4,189	4,074	4,195	4,272	35
64	62	64	58	56	60	60	891	955	941	982	1,010	1,073	1,098	973	1,348	1,477	1,636	1,790	1,596	1,700	36
390	404	406	414	428	442	444	1,257	1,260	1,240	1,286	1,293	1,327	1,380	2,183	2,279	2,311	2,341	2,412	2,528	2,645	37
94	95	96	98	100	103	105	460	462	483	489	492	494	486	160	168	174	183	187	202	208	38
2,050	2,078	2,115	2,143	2,194	2,219	2,276	4,115	4,150	4,185	4,258	4,314	4,392	4,461	3,875	3,992	4,062	4,160	4,235	4,372	4,463	39
211	219	208	219	222	219	236	248	258	262	258	260	264	274	1,119	1,151	1,189	1,164	1,191	1,215	1,283	40
609	625	631	631	651	663	667	899	904	911	909	919	930	947	8,954	9,200	9,349	9,480	9,612	9,824	9,971	41
545	547	562	572	576	588	592	1,222	1,229	1,232	1,266	1,286	1,318	1,313	1,210	1,235	1,271	1,327	1,358	1,391	1,416	42
3,883	3,986	3,998	4,111	4,023	4,117	4,113	7,290	7,172	7,369	7,532	7,551	7,624	7,656	8,148	8,127	8,401	8,697	8,743	9,038	9,161	43
946	970	967	973	999	971	978	1,129	1,130	1,139	1,138	1,169	1,162	1,153	1,215	1,245	1,323	1,338	1,402	1,416	1,394	44
410	412	413	444	441	440	438	853	858	864	922	909	905	913	801	804	809	872	866	869	877	45
2,528	2,604	2,618	2,694	2,583	2,706	2,697	5,308	5,184	5,366	5,472	5,472	5,557	5,590	6,132	6,079	6,269	6,487	6,475	6,753	6,890	46

Table 5. Personal Income by Major Source and

[Millions of dollars,

Item	Line	New Hampshire							New Jersey						
		2003			2004				2003			2004			
		II ^r	III ^r	IV ^r	I ^r	II ^r	III ^r	IV ^p	II ^r	III ^r	IV ^r	I ^r	II ^r	III ^r	IV ^p
Income by place of residence															
Personal income (lines 2-11).....	1	44,905	45,505	46,212	46,780	47,650	48,520	49,585	340,410	344,746	347,255	351,150	356,140	361,169	369,721
Derivation of personal income															
Earnings by place of work (lines 12-18 or 19-46).....	2	32,252	32,816	33,343	33,750	34,413	35,431	35,879	252,918	257,232	257,442	259,960	264,546	268,567	272,734
Less: Contributions for government social insurance ²	3	3,517	3,561	3,610	3,689	3,747	3,861	3,902	29,100	29,395	29,246	29,795	30,196	30,647	31,054
Employee and self-employed contributions for government social insurance.....	4	1,891	1,916	1,945	1,982	2,015	2,078	2,101	15,059	15,269	15,235	15,471	15,702	15,949	16,173
Employer contributions for government social insurance.....	5	1,625	1,644	1,665	1,707	1,732	1,783	1,801	14,041	14,126	14,011	14,323	14,494	14,698	14,881
Plus: Adjustment for residence ³	6	3,707	3,769	3,822	3,881	3,990	3,930	3,979	23,510	23,689	24,595	25,212	25,023	26,194	26,331
Equals: Net earnings by place of residence.....	7	32,443	33,025	33,555	33,941	34,655	35,500	35,956	247,328	251,525	252,791	255,377	259,373	264,114	268,010
Plus: Dividends, interest, and rent ⁴	8	7,416	7,384	7,539	7,613	7,670	7,701	8,204	50,325	50,059	51,076	51,615	52,086	52,393	56,154
Plus: Personal current transfer receipts.....	9	5,045	5,096	5,118	5,226	5,325	5,319	5,425	42,757	43,162	43,388	44,158	44,681	44,663	45,556
State unemployment insurance benefits.....	10	151	153	149	110	96	81	78	2,674	2,663	2,669	2,234	1,836	1,736	1,742
Personal current transfer receipts excluding state unemployment insurance benefits.....	11	4,895	4,943	4,969	5,116	5,229	5,238	5,347	40,083	40,499	40,719	41,924	42,845	42,927	43,814
Earnings by place of work															
Components of earnings:															
Wage and salary disbursements.....	12	23,305	23,629	23,996	24,174	24,599	25,376	25,673	185,445	188,199	187,930	188,650	191,600	194,723	197,579
Supplements to wages and salaries.....	13	5,001	5,105	5,212	5,387	5,477	5,638	5,709	38,828	39,415	39,425	40,744	41,379	41,900	42,486
Employer contributions for employee pension and insurance funds.....	14	3,376	3,461	3,547	3,680	3,745	3,855	3,908	24,787	25,288	25,414	26,421	26,885	27,202	27,604
Employer contributions for government social insurance.....	15	1,625	1,644	1,665	1,707	1,732	1,783	1,801	14,041	14,126	14,011	14,323	14,494	14,698	14,881
Proprietors' income ⁵	16	3,946	4,082	4,134	4,189	4,336	4,417	4,498	28,645	29,617	30,087	30,567	31,567	31,944	32,670
Farm proprietors' income.....	17	-11	-9	-4	-17	-16	-18	-12	4	4	5	-48	-43	-49	-31
Nonfarm proprietors' income.....	18	3,957	4,091	4,138	4,206	4,352	4,435	4,510	28,641	29,613	30,082	30,615	31,610	31,993	32,701
Earnings by industry															
Farm earnings.....	19	39	40	46	34	35	34	40	264	266	269	218	226	223	244
Nonfarm earnings.....	20	32,214	32,776	33,297	33,716	34,377	35,397	35,840	252,653	256,966	257,174	259,742	264,319	268,344	272,490
Private earnings.....	21	28,305	28,812	29,230	29,754	30,270	31,251	31,681	216,688	219,972	220,595	222,363	226,288	229,433	233,255
Forestry, fishing, related activities, and other ⁶	22	125	128	128	130	132	136	134	137	142	138	134	142	140	140
Mining.....	23	39	41	42	41	44	48	50	196	196	196	216	216	215	225
Utilities.....	24	343	365	395	511	367	400	408	2,182	2,176	2,244	2,214	2,341	2,265	2,306
Construction.....	25	2,251	2,325	2,324	2,372	2,421	2,502	2,567	13,082	13,403	13,777	14,023	14,250	14,651	14,923
Manufacturing.....	26	5,253	5,318	5,425	5,390	5,504	5,762	5,820	28,149	28,387	28,787	29,071	29,223	29,459	29,645
Durable goods.....	27	3,976	4,026	4,143	4,115	4,204	4,436	4,494	11,153	11,401	11,375	11,367	11,305	11,468	11,585
Non-durable goods.....	28	1,277	1,292	1,282	1,275	1,300	1,326	1,326	16,996	16,985	17,413	17,704	17,918	17,990	18,060
Wholesale trade.....	29	2,007	2,036	2,065	2,111	2,164	2,188	2,220	19,590	19,442	18,638	18,898	18,920	19,414	19,662
Retail trade.....	30	3,260	3,336	3,385	3,338	3,402	3,457	3,497	18,031	18,197	18,314	18,012	18,155	18,488	18,756
Transportation and warehousing.....	31	595	605	623	602	616	631	644	8,726	8,785	8,907	8,974	9,168	9,302	9,399
Information.....	32	842	846	876	910	953	958	997	10,995	11,360	11,361	11,585	11,552	11,444	11,773
Finance and insurance.....	33	2,302	2,294	2,308	2,412	2,423	2,442	2,512	22,393	23,239	22,563	23,011	24,401	23,841	24,663
Real estate and rental and leasing.....	34	754	844	786	803	881	938	899	6,086	6,482	6,427	6,491	6,966	7,206	7,159
Professional and technical services.....	35	2,505	2,519	2,546	2,619	2,677	2,753	2,792	27,866	27,779	28,144	28,458	28,753	29,541	30,055
Management of companies and enterprises.....	36	539	552	553	693	711	824	769	7,517	7,712	7,612	7,659	7,625	7,719	7,896
Administrative and waste services.....	37	942	983	994	1,035	1,030	1,069	1,093	9,744	9,903	9,868	10,302	10,329	10,496	10,612
Educational services.....	38	801	797	818	836	841	851	870	3,366	3,402	3,488	3,030	3,190	3,146	3,192
Health care and social assistance.....	39	3,461	3,504	3,572	3,566	3,679	3,829	3,888	23,516	23,886	24,328	24,479	24,881	25,738	26,152
Arts, entertainment, and recreation.....	40	350	348	393	368	379	387	406	2,055	2,109	2,187	2,214	2,235	2,220	2,368
Accommodation and food services.....	41	973	986	1,006	1,016	1,038	1,055	1,088	6,479	6,697	6,710	6,700	6,875	6,964	7,060
Other services, except public administration.....	42	964	984	993	1,002	1,009	1,022	1,025	6,578	6,674	6,907	6,892	7,069	7,184	7,270
Government and government enterprises.....	43	3,909	3,964	4,066	3,962	4,107	4,146	4,158	35,965	36,994	36,579	37,379	38,031	38,912	39,235
Federal, civilian.....	44	608	605	604	618	629	638	638	5,088	5,005	4,967	5,047	5,114	5,137	5,099
Military.....	45	163	171	174	169	170	165	171	1,218	1,206	1,207	1,287	1,270	1,272	1,267
State and local.....	46	3,138	3,188	3,288	3,175	3,309	3,343	3,349	29,660	30,783	30,405	31,046	31,647	32,503	32,868

See the footnotes at the end of the table.

Earnings by Industry, 2003:II-2004:IV¹—Continues
 seasonally adjusted at annual rates]

New Mexico							New York							North Carolina							Line
2003			2004				2003			2004				2003			2004				
II'	III'	IV'	I'	II'	III'	IV ^P	II'	III'	IV'	I'	II'	III'	IV ^P	II'	III'	IV'	I'	II'	III'	IV ^P	
46,570	47,037	48,344	48,986	49,655	49,791	50,965	690,276	697,284	707,480	719,491	725,322	739,678	755,594	233,840	237,395	241,714	244,037	247,374	251,208	256,577	1
34,833	35,204	36,317	36,711	37,184	37,323	37,959	558,969	566,130	576,477	587,429	590,230	607,241	614,107	180,742	184,436	188,202	189,328	192,173	196,491	199,172	2
3,678	3,698	3,800	3,884	3,910	3,933	3,980	61,265	61,796	62,783	64,549	64,640	66,627	67,125	20,684	21,142	21,589	21,924	22,145	22,668	22,888	3
1,935	1,947	2,003	2,041	2,056	2,070	2,095	30,329	30,618	31,182	32,011	32,040	33,105	33,368	10,588	10,762	10,960	11,097	11,226	11,497	11,617	4
1,743	1,752	1,797	1,843	1,854	1,864	1,884	30,936	31,177	31,602	32,538	32,600	33,522	33,757	10,096	10,380	10,629	10,827	10,919	11,172	11,270	5
264	267	263	270	274	281	286	-30,683	-30,945	-31,998	-32,684	-32,461	-33,949	-34,187	-766	-799	-821	-806	-812	-854	-857	6
31,420	31,772	32,780	33,097	33,548	33,671	34,265	467,022	473,389	481,695	490,196	493,128	506,665	512,795	159,293	162,494	165,792	166,599	169,216	172,969	175,427	7
6,805	6,813	7,055	7,157	7,209	7,208	7,608	101,789	101,366	102,821	103,661	104,448	104,999	112,246	37,198	37,156	38,142	38,598	38,890	38,819	41,102	8
8,345	8,451	8,509	8,732	8,898	8,912	9,093	121,466	122,529	122,963	125,634	127,747	128,014	130,554	37,349	37,745	37,780	38,840	39,268	39,420	40,047	9
177	173	174	150	128	126	123	3,991	3,945	3,793	2,939	2,357	2,374	2,327	1,485	1,443	1,246	1,225	827	741	736	10
8,168	8,278	8,336	8,582	8,771	8,786	8,969	117,475	118,583	119,169	122,695	125,391	125,640	128,227	35,864	36,303	36,534	37,615	38,442	38,679	39,311	11
24,848	24,989	25,713	25,902	26,107	26,296	26,636	404,005	407,999	415,687	421,845	422,532	436,817	440,563	132,153	134,360	136,884	136,997	138,689	142,113	143,695	12
5,915	5,988	6,174	6,446	6,477	6,496	6,578	84,386	85,502	87,212	90,550	90,898	93,517	94,386	31,262	32,127	32,908	33,707	34,083	34,798	35,213	13
4,172	4,236	4,377	4,603	4,623	4,632	4,694	53,450	54,325	55,611	58,013	58,298	59,995	60,629	21,166	21,747	22,278	22,880	23,163	23,627	23,943	14
1,743	1,752	1,797	1,843	1,854	1,864	1,884	30,936	31,177	31,602	32,538	32,600	33,522	33,757	10,096	10,380	10,629	10,827	10,919	11,172	11,270	15
4,070	4,228	4,430	4,363	4,600	4,531	4,745	70,578	72,629	73,577	75,034	76,800	76,908	79,158	17,327	17,949	18,411	18,625	19,401	19,580	20,264	16
409	457	585	449	565	438	559	180	180	164	258	284	235	300	907	939	1,103	1,141	1,178	1,066	1,354	17
3,661	3,771	3,844	3,914	4,035	4,093	4,185	70,398	72,449	73,413	74,776	76,516	76,673	78,858	16,419	17,010	17,308	17,484	18,223	18,514	18,909	18
624	674	805	672	790	666	789	798	800	789	893	925	882	953	1,443	1,479	1,649	1,694	1,737	1,631	1,924	19
34,209	34,530	35,512	36,039	36,393	36,657	37,170	558,171	565,330	575,688	586,537	589,305	606,359	613,155	179,300	182,956	186,553	187,634	190,436	194,861	197,247	20
24,229	24,557	25,280	25,362	25,960	26,153	26,593	476,435	482,379	493,618	502,701	503,867	520,074	526,322	144,879	148,325	151,148	151,429	154,202	157,929	159,595	21
136	136	133	137	139	138	138	1,288	1,312	1,274	1,328	1,357	1,369	1,339	658	668	652	659	698	706	687	22
1,168	1,184	1,221	1,263	1,278	1,338	1,413	1,076	1,104	1,165	1,168	1,202	1,228	1,296	288	278	305	277	274	275	288	23
310	317	320	323	338	322	329	5,789	5,796	5,990	6,104	6,125	5,984	6,084	1,344	1,364	1,397	1,436	1,452	1,409	1,404	24
2,233	2,288	2,356	2,392	2,456	2,546	2,600	23,469	23,784	24,061	23,829	24,394	24,408	24,629	11,206	11,573	11,974	11,792	12,373	12,797	13,210	25
2,107	2,152	2,294	2,233	2,260	2,228	2,272	42,682	42,667	43,376	42,838	43,330	44,116	44,290	32,470	32,796	33,174	32,789	33,188	34,200	34,273	26
1,544	1,563	1,687	1,612	1,632	1,601	1,628	24,623	25,070	25,468	24,673	24,947	25,890	26,033	16,835	17,152	17,443	17,366	17,656	18,050	18,221	27
563	590	607	620	629	627	645	18,060	17,597	17,908	18,165	18,383	18,226	18,257	15,635	15,644	15,731	15,434	15,532	16,150	16,051	28
1,108	1,123	1,137	1,147	1,170	1,184	1,194	26,101	26,158	26,417	26,965	27,322	28,584	28,689	9,441	9,606	9,891	10,056	10,262	10,555	10,650	29
2,748	2,790	2,846	2,884	2,906	2,959	2,995	28,793	29,154	29,574	29,741	30,108	30,703	30,939	12,797	13,038	13,384	13,073	13,413	13,431	13,553	30
924	941	957	987	1,013	1,013	1,029	11,696	11,709	11,842	11,825	12,170	12,286	12,527	5,275	5,504	5,574	5,611	5,648	5,761	5,834	31
773	756	776	780	777	776	776	32,527	33,577	35,146	35,062	35,339	36,010	36,930	5,058	5,205	5,277	5,331	5,384	4,992	5,091	32
1,339	1,377	1,364	1,369	1,419	1,393	1,447	90,703	91,155	95,292	102,865	97,178	104,456	105,196	10,396	11,066	11,115	11,095	11,491	11,918	12,206	33
596	651	663	648	688	728	724	14,842	15,600	15,570	15,639	16,853	17,486	17,530	3,674	3,957	3,925	3,927	4,249	4,418	4,420	34
3,133	3,130	3,326	3,152	3,331	3,255	3,300	60,599	61,118	61,554	63,022	63,692	65,558	66,677	12,018	12,197	12,602	12,626	12,802	13,076	13,277	35
267	260	274	279	276	284	291	15,715	15,443	16,217	16,227	15,969	16,430	17,001	4,962	5,021	5,139	5,668	5,257	5,780	5,443	36
1,307	1,320	1,317	1,353	1,380	1,447	1,468	17,001	17,202	17,513	17,662	18,003	18,443	18,738	5,932	6,034	6,228	6,154	6,305	6,546	6,753	37
257	260	264	272	273	289	291	11,933	12,207	12,362	12,493	12,677	12,889	12,826	1,988	2,019	2,043	2,091	2,137	2,191	2,224	38
3,311	3,327	3,432	3,507	3,585	3,548	3,583	57,791	59,296	60,634	59,958	61,554	62,972	63,732	15,869	16,285	16,543	16,676	16,960	17,431	17,780	39
336	334	333	344	344	350	368	7,732	7,894	7,884	8,277	8,187	8,341	8,866	1,570	1,624	1,681	1,775	1,764	1,679	1,690	40
1,170	1,186	1,216	1,236	1,238	1,258	1,272	12,140	12,469	12,639	12,692	13,066	13,393	13,522	4,589	4,707	4,774	4,854	4,925	5,045	5,148	41
1,007	1,026	1,053	1,056	1,078	1,096	1,101	14,555	14,735	15,108	15,005	15,340	15,418	15,511	5,345	5,384	5,472	5,539	5,620	5,716	5,664	42
9,980	9,973	10,232	10,677	10,433	10,504	10,577	81,736	82,951	82,070	83,835	85,438	86,285	86,833	34,420	34,632	35,405	36,205	36,234	36,932	37,653	43
2,232	2,215	2,167	2,222	2,240	2,220	2,214	10,107	9,905	9,870	10,235	10,357	10,254	10,203	4,291	4,255	4,244	4,322	4,402	4,358	4,375	44
1,053	1,065	1,075	1,162	1,147	1,143	1,148	2,477	2,439	2,416	2,539	2,574	2,649	2,763	6,993	7,063	7,058	7,495	7,394	7,414	7,579	45
6,694	6,693	6,989	7,293	7,046	7,141	7,215	69,152	70,606	69,784	71,061	72,507	73,381	73,867	23,136	23,313	24,102	24,388	24,439	25,160	25,698	46

Table 5. Personal Income by Major Source and

[Millions of dollars,

Item	Line	North Dakota							Ohio						
		2003			2004				2003			2004			
		II ^r	III ^r	IV ^r	I ^r	II ^r	III ^r	IV ^p	II ^r	III ^r	IV ^r	I ^r	II ^r	III ^r	IV ^p
Income by place of residence															
Personal income (lines 2-11).....	1	18,210	18,482	18,668	19,537	19,783	19,834	20,517	342,811	344,704	350,758	350,388	357,099	360,504	367,690
Derivation of personal income															
Earnings by place of work (lines 12-18 or 19-46).....	2	14,279	14,603	14,747	15,587	15,783	15,797	16,243	261,676	263,030	268,679	266,552	272,443	275,861	278,560
Less: Contributions for government social insurance ²	3	1,711	1,743	1,759	1,822	1,857	1,860	1,876	27,338	27,278	27,772	27,903	28,471	28,858	29,044
Employee and self-employed contributions for government social insurance.....	4	850	868	876	905	922	925	934	13,644	13,648	13,910	13,953	14,234	14,421	14,520
Employer contributions for government social insurance.....	5	861	876	883	918	935	935	942	13,695	13,629	13,861	13,950	14,237	14,437	14,524
Plus: Adjustment for residence ³	6	-492	-509	-520	-544	-561	-560	-566	-1,450	-1,415	-1,479	-1,368	-1,438	-1,461	-1,438
Equals: Net earnings by place of residence.....	7	12,076	12,351	12,469	13,221	13,366	13,377	13,802	232,888	234,338	239,429	237,280	242,535	245,542	248,078
Plus: Dividends, interest, and rent ⁴	8	3,421	3,406	3,464	3,509	3,555	3,596	3,795	54,099	53,916	54,716	55,208	55,668	55,925	59,604
Plus: Personal current transfer receipts.....	9	2,713	2,725	2,735	2,807	2,863	2,862	2,921	55,823	56,450	56,612	57,900	58,896	59,037	60,008
State unemployment insurance benefits.....	10	64	54	54	47	41	35	36	1,774	1,868	1,749	1,413	1,168	1,117	974
Personal current transfer receipts excluding state unemployment insurance benefits.....	11	2,649	2,670	2,681	2,761	2,821	2,826	2,885	54,050	54,582	54,864	56,487	57,728	57,920	59,034
Earnings by place of work															
Components of earnings:															
Wage and salary disbursements.....	12	9,519	9,720	9,822	10,024	10,229	10,267	10,366	192,714	192,824	196,592	194,933	198,999	201,728	203,234
Supplements to wages and salaries.....	13	2,421	2,486	2,524	2,658	2,711	2,705	2,726	46,028	46,655	48,249	46,976	48,119	48,598	49,018
Employer contributions for employee pension and insurance funds.....	14	1,560	1,610	1,641	1,741	1,776	1,770	1,784	32,334	33,025	34,388	33,025	33,882	34,160	34,493
Employer contributions for government social insurance.....	15	861	876	883	918	935	935	942	13,695	13,629	13,861	13,950	14,237	14,437	14,524
Proprietors' income ⁵	16	2,339	2,397	2,401	2,904	2,843	2,825	3,151	22,934	23,552	23,838	24,643	25,325	25,536	26,308
Farm proprietors' income.....	17	824	836	812	1,284	1,162	1,130	1,421	484	489	456	859	776	666	968
Nonfarm proprietors' income.....	18	1,515	1,561	1,589	1,620	1,681	1,695	1,730	22,450	23,063	23,383	23,784	24,549	24,849	25,340
Earnings by industry															
Farm earnings.....	19	967	979	957	1,431	1,310	1,279	1,572	815	825	795	1,204	1,124	1,038	1,323
Nonfarm earnings.....	20	13,313	13,624	13,790	14,156	14,473	14,518	14,671	260,861	262,206	267,884	265,348	271,319	274,824	277,237
Private earnings.....	21	10,115	10,402	10,538	10,768	11,061	11,170	11,336	221,351	222,627	227,870	224,701	230,653	234,416	236,695
Forestry, fishing, related activities, and other ⁶	22	92	95	93	98	98	94	97	282	288	284	289	300	299	299
Mining.....	23	261	262	265	285	281	293	310	950	933	977	1,062	996	1,037	1,081
Utilities.....	24	322	336	351	371	361	365	373	2,185	2,163	2,141	2,133	2,238	2,088	2,119
Construction.....	25	816	863	877	916	994	969	986	14,191	14,110	14,374	14,647	14,757	14,884	15,297
Manufacturing.....	26	1,168	1,218	1,247	1,263	1,340	1,333	1,356	54,969	54,807	57,820	53,166	55,623	56,290	56,864
Durable goods.....	27	741	776	798	798	859	846	858	39,521	39,414	42,094	37,757	39,756	40,065	40,506
Non-durable goods.....	28	427	442	449	465	481	487	497	15,448	15,393	15,726	15,409	15,868	16,225	16,357
Wholesale trade.....	29	827	847	866	889	907	918	926	13,929	14,067	14,213	14,234	14,724	14,774	14,913
Retail trade.....	30	1,067	1,085	1,108	1,094	1,119	1,125	1,136	18,360	18,456	18,713	18,337	18,480	18,579	18,670
Transportation and warehousing.....	31	552	558	568	579	588	596	619	8,497	8,611	8,673	8,744	8,892	9,074	9,205
Information.....	32	375	394	392	407	411	446	418	5,821	6,006	5,976	6,083	6,222	6,248	6,317
Finance and insurance.....	33	736	747	764	779	799	788	817	15,883	15,952	16,047	16,598	16,841	17,434	17,884
Real estate and rental and leasing.....	34	171	183	181	183	197	202	198	4,896	5,192	5,099	5,188	5,573	5,680	5,644
Professional and technical services.....	35	639	654	639	669	677	713	723	18,596	18,597	18,762	19,067	19,365	19,848	20,128
Management of companies and enterprises.....	36	165	162	164	181	172	183	189	7,204	7,116	7,614	7,795	8,020	8,814	8,398
Administrative and waste services.....	37	266	271	271	284	289	283	287	8,728	8,881	8,912	9,115	9,382	9,430	9,434
Educational services.....	38	80	87	96	98	100	99	101	2,731	2,760	2,808	2,858	2,876	2,888	2,922
Health care and social assistance.....	39	1,737	1,771	1,791	1,799	1,842	1,869	1,894	27,765	28,194	28,804	28,602	29,434	29,912	30,188
Arts, entertainment, and recreation.....	40	72	74	74	74	78	76	81	2,270	2,237	2,302	2,264	2,220	2,291	2,404
Accommodation and food services.....	41	351	359	361	366	367	376	380	6,189	6,291	6,333	6,409	6,456	6,509	6,552
Other services, except public administration.....	42	418	437	430	436	441	441	446	7,906	7,966	8,018	8,112	8,255	8,337	8,375
Government and government enterprises.....	43	3,198	3,222	3,253	3,388	3,412	3,348	3,335	39,509	39,579	40,014	40,647	40,666	40,408	40,542
Federal, civilian.....	44	603	605	603	620	636	630	618	6,353	6,208	6,084	6,166	6,243	6,225	6,224
Military.....	45	683	691	694	749	743	737	736	1,738	1,740	1,739	1,857	1,858	1,861	1,875
State and local.....	46	1,912	1,926	1,955	2,018	2,033	1,980	1,982	31,419	31,631	32,192	32,623	32,565	32,321	32,443

See the footnotes at the end of the table.

Earnings by Industry, 2003:II-2004:IV¹—Continues
 seasonally adjusted at annual rates]

Oklahoma							Oregon							Pennsylvania							Line
2003			2004				2003			2004				2003			2004				
II ^r	III ^r	IV ^r	I ^r	II ^r	III ^r	IV ^p	II ^r	III ^r	IV ^r	I ^r	II ^r	III ^r	IV ^p	II ^r	III ^r	IV ^r	I ^r	II ^r	III ^r	IV ^p	
93,161	94,079	95,668	96,724	98,450	99,282	101,440	101,530	103,003	104,309	105,309	107,204	108,088	110,328	392,384	396,065	401,664	404,390	410,169	415,387	424,975	1
68,786	69,569	70,744	71,328	72,626	73,387	74,487	78,534	79,883	81,115	81,951	84,059	85,155	86,457	289,763	293,276	298,604	299,743	304,457	309,913	313,981	2
7,265	7,293	7,382	7,546	7,640	7,737	7,783	9,552	9,678	9,811	10,022	10,242	10,368	10,509	33,579	33,804	34,336	34,768	35,164	35,816	36,187	3
3,763	3,780	3,828	3,901	3,955	4,007	4,034	4,536	4,595	4,657	4,743	4,853	4,915	4,986	17,097	17,244	17,543	17,715	17,938	18,281	18,484	4
3,502	3,513	3,554	3,645	3,685	3,730	3,750	5,016	5,083	5,153	5,279	5,390	5,453	5,523	16,482	16,560	16,793	17,053	17,226	17,535	17,703	5
1,051	1,066	1,089	1,102	1,122	1,141	1,159	-1,889	-1,910	-1,981	-2,025	-2,073	-2,082	-2,141	3,483	3,577	3,492	3,644	3,685	3,677	3,754	6
62,573	63,342	64,451	64,885	66,108	66,791	67,862	67,093	68,295	69,324	69,904	71,743	72,705	73,807	259,667	263,049	267,761	268,619	272,978	277,774	281,548	7
14,834	14,808	15,209	15,462	15,681	15,836	16,590	18,446	18,448	18,945	19,130	19,204	19,168	20,021	63,869	63,613	64,587	65,111	65,574	65,595	70,339	8
15,754	15,930	16,007	16,377	16,661	16,654	16,988	15,992	16,260	16,040	16,274	16,257	16,216	16,500	68,848	69,403	69,317	70,660	71,616	72,018	73,087	9
399	400	387	294	225	190	180	1,365	1,477	1,174	969	615	547	504	3,770	3,730	3,330	2,722	2,185	2,169	2,085	10
15,356	15,529	15,621	16,083	16,436	16,465	16,808	14,627	14,783	14,866	15,306	15,642	15,669	15,996	65,078	65,672	65,987	67,939	69,431	69,849	71,002	11
44,940	45,097	45,648	45,979	46,654	47,292	47,639	55,917	56,672	57,465	57,854	59,231	60,024	60,927	210,752	212,577	216,331	215,945	218,823	223,127	225,745	12
11,743	11,911	12,136	12,509	12,700	12,820	12,909	13,720	14,027	14,303	14,775	15,095	15,264	15,491	47,599	48,250	49,232	50,291	50,999	51,832	52,427	13
8,241	8,398	8,582	8,864	9,014	9,090	9,160	8,705	8,944	9,149	9,496	9,705	9,811	9,968	31,117	31,690	32,440	33,239	33,773	34,297	34,724	14
3,502	3,513	3,554	3,645	3,685	3,730	3,750	5,016	5,083	5,153	5,279	5,390	5,453	5,523	16,482	16,560	16,793	17,053	17,226	17,535	17,703	15
12,104	12,561	12,961	12,840	13,273	13,275	13,939	8,896	9,184	9,348	9,322	9,733	9,867	10,039	31,412	32,448	33,041	33,506	34,634	34,955	35,810	16
1,063	1,189	1,310	994	1,090	983	1,257	130	130	126	9	17	11	38	399	428	504	509	563	464	586	17
11,041	11,371	11,651	11,846	12,183	12,292	12,682	8,767	9,054	9,223	9,313	9,716	9,855	10,000	31,013	32,019	32,537	32,997	34,072	34,491	35,224	18
1,199	1,326	1,447	1,133	1,230	1,125	1,400	965	967	969	864	881	883	919	1,016	1,048	1,128	1,141	1,201	1,109	1,237	19
67,587	68,243	69,297	70,196	71,396	72,262	73,087	77,569	78,916	80,147	81,087	83,178	84,271	85,538	288,747	292,228	297,476	298,602	303,255	308,805	312,744	20
52,920	53,518	54,517	55,006	56,054	56,834	57,611	64,182	65,373	66,591	67,133	69,188	70,123	71,314	249,645	253,606	257,969	258,937	263,273	268,986	272,842	21
180	186	182	183	184	184	186	1,496	1,506	1,463	1,489	1,552	1,481	1,518	551	557	549	553	566	573	571	22
3,362	3,343	3,526	3,703	3,701	3,810	3,894	117	124	128	130	135	133	138	1,565	1,558	1,633	1,617	1,754	1,753	1,827	23
1,121	1,124	1,163	1,188	1,212	1,144	1,153	726	730	768	801	803	775	777	3,541	3,639	3,637	3,741	3,626	3,652	3,693	24
3,421	3,409	3,475	3,423	3,419	3,482	3,511	4,861	5,029	5,229	5,136	5,567	5,603	5,686	16,692	17,095	17,431	17,454	17,538	17,918	18,185	25
10,198	10,401	10,661	10,575	10,816	11,016	11,244	11,908	12,218	12,690	12,766	13,006	13,256	13,481	45,587	45,754	46,498	45,204	45,852	47,270	47,565	26
5,063	5,145	5,313	5,125	5,235	5,399	5,491	9,243	9,578	9,954	10,039	10,225	10,419	10,618	26,180	26,183	26,746	26,146	26,454	27,447	27,708	27
5,135	5,256	5,348	5,450	5,581	5,616	5,752	2,665	2,640	2,735	2,727	2,782	2,837	2,863	19,407	19,571	19,752	19,057	19,398	19,823	19,857	28
2,773	2,781	2,828	2,786	2,877	2,907	2,922	4,781	4,866	5,012	4,948	5,176	5,465	5,528	14,244	14,460	14,793	15,059	15,297	15,736	15,935	29
4,971	5,091	5,172	5,067	5,171	5,213	5,264	5,826	5,926	5,999	6,016	6,212	6,226	6,308	20,464	20,520	20,832	20,345	20,546	20,987	21,308	30
2,565	2,524	2,536	2,577	2,673	2,808	2,767	2,520	2,547	2,592	2,649	2,700	2,717	2,790	10,311	10,621	10,708	10,847	11,054	11,160	11,332	31
2,068	2,069	2,099	2,156	2,204	2,211	2,282	2,171	2,199	2,272	2,345	2,397	2,335	2,369	9,068	9,242	9,327	9,225	9,255	9,045	9,297	32
2,944	3,011	3,035	3,142	3,355	3,174	3,283	4,178	4,252	4,172	4,163	4,334	4,246	4,392	20,162	20,643	20,708	21,621	22,237	21,995	22,489	33
1,268	1,330	1,320	1,347	1,423	1,503	1,495	1,774	1,892	1,859	1,882	2,008	2,063	2,025	6,093	6,482	6,425	6,411	6,921	7,372	7,093	34
4,005	4,051	4,110	4,084	4,180	4,250	4,302	5,170	5,200	5,284	5,365	5,465	5,602	5,753	26,052	26,398	27,054	27,489	27,892	28,468	29,089	35
793	783	837	930	837	842	853	1,902	1,944	1,975	2,050	2,126	2,157	2,209	5,039	5,325	5,748	6,250	6,567	6,795	6,983	36
2,408	2,431	2,473	2,601	2,586	2,665	2,700	2,622	2,622	2,658	2,652	2,684	2,739	2,774	8,747	8,895	9,019	9,391	9,431	9,668	9,881	37
503	508	527	547	555	553	548	753	761	784	786	808	821	823	7,796	7,875	8,116	8,032	8,136	8,311	8,419	38
6,232	6,308	6,378	6,441	6,599	6,770	6,876	8,081	8,198	8,261	8,463	8,578	8,759	8,932	35,338	35,905	36,636	36,714	37,426	38,594	39,100	39
328	337	340	348	353	367	388	677	676	678	675	703	726	760	2,673	2,636	2,681	2,733	2,688	2,804	3,016	40
1,620	1,626	1,638	1,675	1,666	1,691	1,706	2,291	2,323	2,380	2,379	2,449	2,475	2,491	6,582	6,690	6,758	6,814	6,850	7,048	7,147	41
2,160	2,207	2,217	2,234	2,245	2,245	2,236	2,327	2,360	2,389	2,438	2,485	2,544	2,560	9,141	9,312	9,414	9,438	9,638	9,837	9,911	42
14,667	14,725	14,780	15,190	15,343	15,428	15,475	13,387	13,542	13,555	13,954	13,990	14,148	14,225	39,102	38,622	39,507	39,665	39,982	39,818	39,903	43
3,420	3,378	3,362	3,452	3,580	3,597	3,585	2,279	2,293	2,270	2,336	2,353	2,325	2,353	8,117	7,963	7,875	8,023	8,090	7,987	7,955	44
2,115	2,130	2,141	2,324	2,294	2,247	2,245	499	489	481	507	504	510	516	1,687	1,662	1,637	1,744	1,766	1,781	1,808	45
9,133	9,216	9,277	9,414	9,469	9,584	9,646	10,609	10,760	10,805	11,111	11,133	11,313	11,356	29,298	28,997	29,996	29,897	30,127	30,051	30,140	46

Table 5. Personal Income by Major Source and

[Millions of dollars,

Item	Line	Rhode Island							South Carolina						
		2003			2004				2003			2004			
		II ^r	III ^r	IV ^r	I ^r	II ^r	III ^r	IV ^p	II ^r	III ^r	IV ^r	I ^r	II ^r	III ^r	IV ^p
Income by place of residence															
Personal income (lines 2-11).....	1	34,140	34,582	35,114	35,524	36,085	36,885	37,319	107,556	108,719	110,472	111,410	113,384	114,632	116,851
Derivation of personal income															
Earnings by place of work (lines 12-18 or 19-46).....	2	24,387	24,827	25,256	25,455	25,810	26,671	26,515	79,423	80,430	81,655	82,053	83,618	84,819	85,674
Less: Contributions for government social insurance ²	3	2,965	3,009	3,056	3,106	3,140	3,252	3,219	8,960	9,031	9,129	9,317	9,468	9,601	9,671
Employee and self-employed contributions for government social insurance.....	4	1,586	1,614	1,642	1,664	1,685	1,746	1,730	4,624	4,666	4,721	4,806	4,888	4,960	5,000
Employer contributions for government social insurance.....	5	1,378	1,396	1,414	1,442	1,455	1,505	1,489	4,337	4,365	4,408	4,512	4,580	4,641	4,671
Plus: Adjustment for residence ³	6	1,281	1,298	1,311	1,357	1,398	1,350	1,416	1,408	1,442	1,468	1,487	1,493	1,542	1,560
Equals: Net earnings by place of residence.....	7	22,703	23,115	23,511	23,706	24,067	24,769	24,712	71,871	72,841	73,994	74,222	75,642	76,761	77,563
Plus: Dividends, interest, and rent ⁴	8	5,414	5,392	5,496	5,579	5,666	5,741	6,117	16,603	16,570	17,065	17,331	17,534	17,607	18,657
Plus: Personal current transfer receipts.....	9	6,023	6,074	6,107	6,239	6,352	6,374	6,490	19,082	19,308	19,413	19,857	20,207	20,264	20,631
State unemployment insurance benefits.....	10	261	254	257	216	197	208	195	565	563	547	432	356	335	331
Personal current transfer receipts excluding state unemployment insurance benefits.....	11	5,763	5,820	5,850	6,023	6,156	6,166	6,295	18,517	18,745	18,866	19,424	19,851	19,929	20,300
Earnings by place of work															
Components of earnings:															
Wage and salary disbursements.....	12	17,860	18,162	18,476	18,512	18,759	19,455	19,287	57,920	58,443	59,143	59,508	60,569	61,499	62,037
Supplements to wages and salaries.....	13	4,072	4,136	4,212	4,341	4,392	4,531	4,485	14,228	14,489	14,776	15,018	15,262	15,469	15,601
Employer contributions for employee pension and insurance funds.....	14	2,694	2,741	2,798	2,899	2,936	3,026	2,996	9,892	10,123	10,369	10,506	10,682	10,828	10,930
Employer contributions for government social insurance.....	15	1,378	1,396	1,414	1,442	1,455	1,505	1,489	4,337	4,365	4,408	4,512	4,580	4,641	4,671
Proprietors' income ⁵	16	2,454	2,528	2,568	2,602	2,659	2,685	2,743	7,275	7,499	7,735	7,527	7,787	7,851	8,037
Farm proprietors' income.....	17	-2	-2	-1	0	0	0	0	412	414	521	220	215	180	241
Nontfarm proprietors' income.....	18	2,456	2,530	2,569	2,602	2,659	2,685	2,743	6,863	7,085	7,214	7,306	7,572	7,671	7,796
Earnings by industry															
Farm earnings.....	19	17	17	19	20	20	20	21	530	534	643	344	339	306	368
Nontfarm earnings.....	20	24,370	24,809	25,237	25,435	25,790	26,651	26,495	78,892	79,896	81,012	81,709	83,278	84,513	85,307
Private earnings.....	21	20,066	20,524	20,863	21,041	21,345	22,152	21,996	62,499	63,462	64,502	64,677	66,269	67,188	67,902
Forestry, fishing, related activities, and other ⁶	22	57	60	59	60	61	63	61	362	374	371	385	392	392	389
Mining.....	23	19	19	20	19	21	20	21	96	98	101	98	100	106	108
Utilities.....	24	278	282	285	281	277	278	279	992	1,026	1,071	1,175	1,082	1,060	1,069
Construction.....	25	1,426	1,512	1,534	1,508	1,473	1,495	1,518	5,502	5,601	5,853	5,814	5,938	6,039	6,048
Manufacturing.....	26	3,209	3,214	3,254	3,234	3,197	3,387	3,239	14,916	14,996	15,385	14,879	15,142	15,626	15,739
Durable goods.....	27	2,080	2,072	2,111	2,057	2,085	2,234	2,098	7,495	7,579	7,843	7,481	7,615	7,804	7,929
Nondurable goods.....	28	1,129	1,142	1,143	1,177	1,112	1,153	1,141	7,421	7,417	7,542	7,398	7,527	7,821	7,810
Wholesale trade.....	29	1,082	1,101	1,098	1,090	1,126	1,145	1,157	3,407	3,424	3,532	3,625	3,717	3,805	3,811
Retail trade.....	30	1,694	1,709	1,741	1,745	1,733	1,753	1,770	6,371	6,511	6,612	6,587	6,745	6,802	6,895
Transportation and warehousing.....	31	437	440	449	446	448	443	438	2,248	2,258	2,296	2,301	2,333	2,378	2,447
Information.....	32	801	843	933	964	1,001	922	948	1,540	1,573	1,611	1,648	1,750	1,688	1,719
Finance and insurance.....	33	1,930	1,948	1,941	2,034	2,079	2,054	2,134	3,808	3,848	3,834	3,908	4,037	4,032	4,112
Real estate and rental and leasing.....	34	407	428	426	432	473	482	479	1,674	1,787	1,746	1,721	1,886	2,000	1,947
Professional and technical services.....	35	1,802	1,825	1,804	1,842	1,872	2,241	1,993	4,627	4,625	4,633	4,726	4,803	4,944	5,017
Management of companies and enterprises.....	36	602	691	792	822	887	948	957	564	684	662	606	934	627	639
Administrative and waste services.....	37	686	702	714	761	770	792	809	3,536	3,558	3,635	3,786	3,822	3,895	3,887
Educational services.....	38	778	797	812	817	825	847	841	618	618	623	631	634	644	648
Health care and social assistance.....	39	3,152	3,215	3,222	3,242	3,313	3,443	3,465	6,269	6,395	6,396	6,562	6,642	6,749	6,862
Arts, entertainment, and recreation.....	40	250	259	270	246	259	271	291	685	700	698	711	720	734	772
Accommodation and food services.....	41	753	772	792	769	796	823	843	2,736	2,794	2,832	2,875	2,916	2,968	3,076
Other services, except public administration.....	42	703	705	718	728	734	747	752	2,548	2,592	2,611	2,639	2,676	2,701	2,719
Government and government enterprises.....	43	4,304	4,286	4,374	4,394	4,445	4,499	4,499	16,393	16,434	16,510	17,032	17,010	17,326	17,404
Federal, civilian.....	44	860	839	832	849	851	834	829	1,992	1,946	1,946	1,974	2,023	2,027	2,035
Military.....	45	469	429	414	448	450	450	441	2,844	2,812	2,798	3,019	3,022	3,025	3,008
State and local.....	46	2,975	3,017	3,129	3,097	3,144	3,214	3,229	11,557	11,676	11,766	12,039	11,965	12,273	12,361

See the footnotes at the end of the table.

Earnings by Industry, 2003:II-2004:IV¹—Continues
 seasonally adjusted at annual rates]

South Dakota							Tennessee							Texas							Line
2003			2004				2003			2004				2003			2004				
II ^r	III ^r	IV ^r	I ^r	II ^r	III ^r	IV ^p	II ^r	III ^r	IV ^r	I ^r	II ^r	III ^r	IV ^p	II ^r	III ^r	IV ^r	I ^r	II ^r	III ^r	IV ^p	
21,964	22,135	22,562	23,192	23,655	23,705	24,594	166,126	168,182	170,904	172,791	175,609	178,264	181,562	639,212	646,109	654,894	665,534	675,196	681,303	696,699	1
16,033	16,203	16,561	17,059	17,373	17,322	17,873	131,856	133,891	136,217	137,523	139,895	142,826	144,460	528,098	535,012	542,334	551,847	559,785	565,828	575,098	2
1,719	1,724	1,757	1,807	1,838	1,848	1,867	14,143	14,302	14,506	14,857	15,053	15,377	15,509	52,053	52,566	53,201	54,754	55,231	55,892	56,609	3
949	954	973	998	1,016	1,023	1,035	7,420	7,502	7,609	7,774	7,884	8,059	8,133	26,843	27,036	27,327	28,037	28,316	28,659	29,042	4
770	770	784	809	822	825	833	6,723	6,800	6,897	7,083	7,169	7,319	7,376	25,209	25,530	25,874	26,718	26,915	27,233	27,567	5
-210	-211	-215	-222	-228	-231	-234	-1,516	-1,553	-1,609	-1,596	-1,658	-1,723	-1,728	-1,454	-1,463	-1,479	-1,517	-1,527	-1,550	-1,577	6
14,104	14,269	14,588	15,030	15,306	15,243	15,772	116,197	118,036	120,102	121,070	123,184	125,725	127,223	474,592	480,983	487,655	495,576	503,028	508,387	516,913	7
4,742	4,718	4,811	4,911	5,028	5,140	5,432	21,569	21,497	22,033	22,272	22,432	22,491	23,671	82,786	82,409	84,173	85,182	86,079	86,708	91,968	8
3,118	3,148	3,162	3,251	3,321	3,323	3,390	28,360	28,648	28,769	29,449	29,993	30,048	30,669	81,834	82,717	83,065	84,776	86,089	86,209	87,819	9
40	38	35	32	31	27	26	779	741	689	539	447	451	455	2,994	2,970	2,840	2,177	1,675	1,648	1,495	10
3,078	3,110	3,127	3,219	3,290	3,296	3,364	27,581	27,907	28,080	28,910	29,546	29,597	30,214	78,840	79,746	80,226	82,599	84,414	84,560	86,323	11
10,654	10,706	10,923	11,072	11,281	11,369	11,502	90,976	92,007	93,365	94,285	95,691	97,866	98,829	358,975	361,605	365,622	370,806	374,768	379,525	384,834	12
2,527	2,546	2,614	2,723	2,779	2,778	2,811	21,489	22,009	22,574	22,779	23,156	23,594	23,821	81,713	83,203	84,665	87,960	88,998	89,793	90,981	13
1,757	1,776	1,830	1,914	1,957	1,953	1,978	14,766	15,208	15,678	15,696	15,987	16,275	16,445	56,504	57,673	58,791	61,242	62,083	62,560	63,415	14
770	770	784	809	822	825	833	6,723	6,800	6,897	7,083	7,169	7,319	7,376	25,209	25,530	25,874	26,718	26,915	27,233	27,567	15
2,852	2,952	3,023	3,264	3,312	3,175	3,560	19,391	19,875	20,278	20,459	21,048	21,365	21,811	87,410	90,204	92,048	93,082	96,020	96,511	99,283	16
893	928	970	1,182	1,155	993	1,341	-45	-36	36	-29	-25	-59	27	2,797	2,947	3,218	2,783	2,987	2,570	3,122	17
1,960	2,025	2,054	2,082	2,156	2,182	2,218	19,436	19,911	20,241	20,488	21,073	21,424	21,783	84,613	87,257	88,830	90,299	93,033	93,941	96,161	18
1,021	1,057	1,100	1,313	1,288	1,127	1,477	148	159	234	171	177	145	233	3,575	3,739	4,022	3,599	3,811	3,402	3,963	19
15,013	15,147	15,461	15,746	16,084	16,195	16,396	131,708	133,732	135,983	137,352	139,719	142,680	144,227	524,522	531,273	538,312	548,248	555,974	562,427	571,136	20
11,890	12,087	12,263	12,456	12,739	12,935	13,111	113,250	115,064	117,329	118,228	120,483	123,096	124,629	443,259	449,774	456,734	464,790	471,646	478,736	486,881	21
88	89	89	92	93	94	94	343	349	351	358	359	360	365	1,428	1,442	1,421	1,460	1,457	1,477	1,471	22
64	64	62	59	63	65	67	267	266	274	280	281	282	293	20,906	21,184	22,315	23,375	23,478	23,726	24,848	23
169	167	178	167	180	171	174	319	319	326	336	343	340	347	9,491	9,553	9,496	9,602	10,303	10,069	10,202	24
971	999	1,016	1,016	1,047	1,038	1,059	7,749	7,801	8,127	8,005	8,120	8,383	8,454	33,703	33,949	34,668	34,572	34,711	35,431	35,920	25
1,689	1,723	1,783	1,784	1,854	1,891	1,917	23,682	24,052	24,960	24,157	24,810	25,183	25,496	67,461	68,361	69,843	70,013	70,526	72,036	72,630	26
1,115	1,139	1,182	1,180	1,226	1,243	1,263	14,562	14,808	15,553	14,790	14,989	15,334	15,578	39,837	40,308	41,162	40,765	40,776	42,112	42,765	27
574	584	601	604	628	648	654	9,120	9,244	9,407	9,367	9,821	9,849	9,917	27,623	28,053	28,681	29,248	29,751	29,925	29,865	28
747	752	788	807	823	839	841	7,304	7,442	7,503	7,738	7,868	8,157	8,260	31,790	31,950	32,457	33,076	33,251	33,912	34,356	29
1,308	1,331	1,337	1,348	1,355	1,368	1,373	10,444	10,708	10,905	10,814	11,018	11,174	11,316	35,925	36,424	37,070	36,567	36,892	37,363	37,840	30
481	490	495	498	508	517	528	7,480	7,551	7,800	7,816	7,870	8,109	8,021	23,138	23,263	23,337	23,906	24,406	25,235	25,739	31
328	333	352	359	368	369	379	2,892	2,896	2,955	3,004	3,055	3,057	3,108	19,646	20,158	20,760	20,991	21,263	21,082	21,720	32
1,146	1,148	1,156	1,215	1,243	1,231	1,261	8,101	8,181	8,090	8,300	8,620	8,911	9,193	34,644	35,476	35,260	36,795	37,193	37,068	38,459	33
303	329	321	328	364	374	365	2,828	3,021	2,977	2,996	3,201	3,341	3,306	15,759	16,800	16,558	16,765	17,145	18,809	18,595	34
559	563	570	573	587	603	612	8,401	8,562	8,641	8,966	9,033	9,139	9,256	45,511	45,499	45,995	46,962	48,042	49,082	49,777	35
239	225	211	221	228	218	225	1,442	1,521	1,517	1,544	1,634	1,775	1,876	3,055	3,373	3,515	4,063	4,580	4,249	4,376	36
379	384	382	386	389	387	393	5,701	5,725	5,783	6,087	6,206	6,567	6,648	19,385	19,484	19,825	20,856	21,302	21,707	22,189	37
169	178	171	178	178	190	191	1,669	1,698	1,734	1,793	1,807	1,864	1,865	4,139	4,170	4,257	4,383	4,415	4,474	4,541	38
2,082	2,126	2,151	2,196	2,205	2,315	2,342	14,810	15,117	15,464	15,790	16,051	16,197	16,416	44,441	45,400	46,030	46,920	47,209	48,124	48,874	39
201	204	207	208	216	215	227	1,390	1,462	1,482	1,572	1,514	1,493	1,590	3,600	3,643	3,886	3,923	3,687	3,791	3,983	40
470	478	483	491	497	502	515	4,006	4,085	4,124	4,185	4,196	4,294	4,346	13,882	14,174	14,363	14,658	14,756	14,879	15,056	41
498	505	509	530	541	548	551	4,422	4,310	4,313	4,487	4,493	4,468	4,474	15,357	15,470	15,680	15,902	16,031	16,223	16,304	42
3,123	3,059	3,199	3,289	3,345	3,259	3,284	18,459	18,668	18,655	19,124	19,236	19,585	19,598	81,264	81,498	81,578	83,458	84,328	83,690	84,255	43
739	732	727	753	764	742	744	3,942	3,860	3,835	3,961	4,009	3,896	3,931	13,563	13,406	13,423	13,639	13,830	13,718	13,853	44
414	417	419	453	450	445	446	909	896	890	973	976	985	971	9,582	9,664	9,639	10,298	10,262	10,170	10,140	45
1,970	1,910	2,053	2,082	2,132	2,071	2,095	13,608	13,912	13,930	14,189	14,250	14,704	14,696	58,118	58,429	58,516	59,522	60,236	59,803	60,262	46

Table 5. Personal Income by Major Source and

[Millions of dollars,

Item	Line	Utah							Vermont						
		2003			2004				2003			2004			
		II ^r	III ^r	IV ^r	I ^r	II ^r	III ^r	IV ^p	II ^r	III ^r	IV ^r	I ^r	II ^r	III ^r	IV ^p
Income by place of residence															
Personal income (lines 2-11).....	1	59,430	60,031	60,807	61,757	63,167	63,905	65,419	18,964	19,196	19,617	19,688	20,218	20,513	21,032
Derivation of personal income															
Earnings by place of work (lines 12-18 or 19-46).....	2	48,961	49,579	50,206	51,008	52,312	53,026	54,006	13,705	13,951	14,340	14,287	14,777	15,061	15,257
Less: Contributions for government social insurance ²	3	5,279	5,324	5,377	5,527	5,646	5,720	5,816	1,572	1,592	1,632	1,634	1,684	1,720	1,736
Employee and self-employed contributions for government social insurance.....	4	2,636	2,660	2,689	2,756	2,819	2,858	2,907	839	851	874	873	900	919	929
Employer contributions for government social insurance.....	5	2,643	2,664	2,687	2,771	2,827	2,862	2,908	733	741	758	762	783	800	807
Plus: Adjustment for residence ³	6	21	24	25	28	26	27	27	268	270	267	283	275	290	294
Equals: Net earnings by place of residence.....	7	43,703	44,279	44,854	45,509	46,692	47,333	48,217	12,401	12,629	12,974	12,935	13,369	13,631	13,814
Plus: Dividends, interest, and rent ⁴	8	8,914	8,886	9,090	9,226	9,353	9,451	9,934	3,564	3,547	3,607	3,649	3,692	3,729	3,998
Plus: Personal current transfer receipts.....	9	6,812	6,866	6,863	7,022	7,122	7,122	7,268	2,998	3,020	3,036	3,104	3,156	3,153	3,220
State unemployment insurance benefits.....	10	300	278	234	197	147	135	136	126	114	112	93	80	71	73
Personal current transfer receipts excluding state unemployment insurance benefits.....	11	6,513	6,588	6,628	6,825	6,975	6,987	7,132	2,872	2,906	2,924	3,010	3,077	3,082	3,146
Earnings by place of work															
Components of earnings:															
Wage and salary disbursements.....	12	34,858	35,188	35,590	36,048	36,901	37,437	38,105	9,833	9,981	10,252	10,123	10,447	10,678	10,796
Supplements to wages and salaries.....	13	8,370	8,495	8,614	8,877	9,091	9,173	9,329	2,279	2,326	2,405	2,427	2,506	2,558	2,585
Employer contributions for employee pension and insurance funds.....	14	5,727	5,832	5,927	6,106	6,264	6,310	6,421	1,546	1,585	1,647	1,666	1,723	1,758	1,778
Employer contributions for government social insurance.....	15	2,643	2,664	2,687	2,771	2,827	2,862	2,908	733	741	758	762	783	800	807
Proprietors' income ⁵	16	5,732	5,895	6,002	6,082	6,321	6,416	6,572	1,593	1,644	1,682	1,737	1,824	1,825	1,875
Farm proprietors' income.....	17	131	137	155	111	115	102	128	46	49	54	80	100	80	100
Nonfarm proprietors' income.....	18	5,601	5,758	5,847	5,971	6,206	6,314	6,443	1,546	1,594	1,628	1,657	1,724	1,745	1,775
Earnings by industry															
Farm earnings.....	19	263	270	290	248	253	242	269	130	133	138	166	186	167	188
Nonfarm earnings.....	20	48,698	49,309	49,916	50,760	52,060	52,784	53,736	13,576	13,818	14,202	14,121	14,591	14,893	15,069
Private earnings.....	21	39,185	39,831	40,390	41,054	42,270	43,008	43,910	11,188	11,387	11,723	11,618	12,065	12,211	12,372
Forestry, fishing, related activities, and other ⁶	22	50	55	51	53	54	56	54	81	83	82	84	86	86	86
Mining.....	23	520	507	535	587	599	572	609	53	54	57	54	54	54	56
Utilities.....	24	399	391	398	284	425	404	413	190	200	220	244	229	218	222
Construction.....	25	3,557	3,572	3,639	3,789	3,958	4,071	4,189	932	970	1,009	1,035	1,105	1,110	1,128
Manufacturing.....	26	6,033	6,120	6,256	6,194	6,371	6,434	6,598	2,262	2,259	2,398	2,191	2,358	2,399	2,427
Durable goods.....	27	4,081	4,113	4,224	4,114	4,207	4,262	4,388	1,706	1,701	1,818	1,632	1,781	1,787	1,811
Non-durable goods.....	28	1,953	2,007	2,032	2,080	2,164	2,172	2,210	556	558	579	559	576	612	616
Wholesale trade.....	29	2,164	2,196	2,238	2,289	2,342	2,400	2,432	564	594	592	587	590	591	596
Retail trade.....	30	3,805	3,871	3,971	4,013	4,095	4,170	4,238	1,191	1,201	1,223	1,242	1,262	1,278	1,291
Transportation and warehousing.....	31	2,123	2,146	2,144	2,204	2,270	2,272	2,320	314	316	324	324	328	328	334
Information.....	32	1,523	1,555	1,567	1,648	1,653	1,670	1,707	320	328	335	343	341	352	355
Finance and insurance.....	33	2,973	3,071	2,953	2,973	3,139	3,221	3,320	672	690	693	697	702	719	741
Real estate and rental and leasing.....	34	1,048	1,108	1,085	1,103	1,199	1,246	1,297	207	224	221	226	244	250	250
Professional and technical services.....	35	3,946	4,022	4,083	4,106	4,191	4,337	4,377	936	952	1,012	981	1,028	1,025	1,029
Management of companies and enterprises.....	36	1,080	1,093	1,088	1,146	1,180	1,171	1,220	21	19	20	22	26	22	23
Administrative and waste services.....	37	1,593	1,644	1,697	1,787	1,804	1,836	1,867	277	286	288	312	353	313	321
Educational services.....	38	713	738	741	741	762	793	813	380	381	382	391	402	404	409
Health care and social assistance.....	39	3,780	3,832	3,931	4,009	4,079	4,120	4,212	1,679	1,706	1,738	1,733	1,782	1,866	1,892
Arts, entertainment, and recreation.....	40	450	449	481	477	466	490	523	122	126	122	127	130	138	146
Accommodation and food services.....	41	1,285	1,308	1,313	1,335	1,348	1,388	1,410	577	582	585	598	613	623	627
Other services, except public administration.....	42	2,141	2,153	2,219	2,317	2,334	2,357	2,372	409	414	422	425	430	436	437
Government and government enterprises.....	43	9,514	9,478	9,526	9,706	9,790	9,776	9,826	2,388	2,430	2,478	2,504	2,526	2,683	2,697
Federal, civilian.....	44	2,480	2,474	2,408	2,435	2,439	2,422	2,424	428	440	454	459	465	462	459
Military.....	45	816	810	811	859	846	850	846	150	149	148	158	158	157	155
State and local.....	46	6,218	6,194	6,307	6,412	6,505	6,505	6,556	1,810	1,842	1,877	1,887	1,903	2,064	2,082

See the footnotes at the end of the table.

Earnings by Industry, 2003:II-2004:IV¹—Continues
 seasonally adjusted at annual rates]

Virginia							Washington							West Virginia							Line
2003			2004				2003			2004				2003			2004				
II ^r	III ^r	IV ^r	I ^r	II ^r	III ^r	IV ^p	II ^r	III ^r	IV ^r	I ^r	II ^r	III ^r	IV ^p	II ^r	III ^r	IV ^r	I ^r	II ^r	III ^r	IV ^p	
246,771	249,478	253,495	258,395	262,348	265,845	272,019	203,414	207,040	204,942	207,659	212,939	216,423	238,928	44,227	44,559	45,122	45,825	46,777	47,077	48,186	1
194,793	197,750	201,318	205,553	208,654	212,171	215,381	159,132	163,030	159,473	162,072	167,486	171,400	170,439	29,820	30,005	30,320	30,793	31,544	31,823	32,381	2
21,081	21,333	21,702	22,372	22,617	22,996	23,308	19,038	19,429	18,981	19,470	20,059	20,562	20,375	4,176	4,179	4,203	4,330	4,418	4,465	4,525	3
10,930	11,064	11,263	11,575	11,719	11,927	12,097	8,729	8,926	8,666	8,865	9,157	9,386	9,295	1,802	1,809	1,825	1,870	1,912	1,933	1,958	4
10,150	10,269	10,439	10,797	10,898	11,069	11,211	10,309	10,503	10,315	10,605	10,902	11,177	11,080	2,375	2,370	2,378	2,460	2,506	2,532	2,567	5
8,070	8,012	8,065	8,275	8,324	8,205	8,227	2,300	2,316	2,435	2,491	2,522	2,534	2,629	780	805	840	835	820	843	850	6
181,782	184,428	187,682	191,455	194,362	197,379	200,300	142,394	145,917	142,927	145,094	149,950	153,372	152,693	26,424	26,631	26,957	27,298	27,945	28,202	28,706	7
38,520	38,319	39,068	39,595	40,134	40,583	43,277	33,194	33,098	33,941	34,327	34,590	34,694	57,422	5,937	5,927	6,086	6,168	6,227	6,156	6,601	8
26,469	26,731	26,745	27,344	27,853	27,884	28,442	27,826	28,025	28,074	28,238	28,399	28,357	28,813	11,866	12,001	12,079	12,359	12,604	12,719	12,878	9
793	768	629	455	374	357	342	2,308	2,228	2,130	1,527	1,100	1,011	897	251	252	259	190	167	159	160	10
25,675	25,963	26,116	26,888	27,479	27,527	28,101	25,518	25,797	25,944	26,712	27,299	27,346	27,916	11,615	11,749	11,820	12,169	12,437	12,561	12,718	11
142,993	144,890	147,616	149,966	151,939	154,729	157,029	114,285	116,919	113,572	114,841	118,707	121,744	120,642	20,855	20,914	21,083	21,359	21,858	22,103	22,402	12
34,762	35,211	35,821	37,387	37,815	38,254	38,813	27,141	27,852	27,330	28,317	29,237	29,908	29,616	6,050	6,090	6,150	6,372	6,518	6,568	6,670	13
24,612	24,942	25,382	26,590	26,917	27,186	27,602	16,832	17,349	17,014	17,712	18,335	18,731	18,535	3,675	3,720	3,772	3,913	4,012	4,036	4,103	14
10,150	10,269	10,439	10,797	10,898	11,069	11,211	10,309	10,503	10,315	10,605	10,902	11,177	11,080	2,375	2,370	2,378	2,460	2,506	2,532	2,567	15
17,037	17,648	17,882	18,200	18,900	19,187	19,539	17,706	18,259	18,571	18,914	19,542	19,748	20,181	2,915	3,002	3,086	3,062	3,168	3,152	3,309	16
141	142	138	125	114	112	144	115	131	167	197	190	188	219	-75	-66	-37	-142	-121	-136	-91	17
16,896	17,506	17,744	18,075	18,786	19,075	19,395	17,591	18,128	18,403	18,718	19,352	19,560	19,963	2,990	3,068	3,123	3,204	3,289	3,289	3,400	18
389	392	390	380	371	372	406	1,474	1,494	1,541	1,589	1,596	1,607	1,652	-37	-28	2	-103	-82	-96	-50	19
194,404	197,358	200,929	205,173	208,283	211,799	214,975	157,658	161,536	157,932	160,483	165,890	169,793	168,787	29,857	30,033	30,318	30,895	31,625	31,920	32,431	20
148,216	151,182	154,621	157,141	160,052	163,672	166,285	127,570	131,424	127,447	129,177	134,405	138,328	137,267	23,057	23,253	23,529	23,922	24,606	24,918	25,403	21
324	337	334	337	347	347	347	1,919	1,921	1,846	1,938	2,006	2,011	1,973	144	146	145	150	150	150	152	22
695	700	723	730	765	770	805	253	263	270	275	285	305	314	1,705	1,648	1,714	1,801	1,889	1,931	2,056	23
1,521	1,489	1,611	1,621	1,656	1,607	1,636	536	593	610	599	613	624	630	529	520	539	544	583	539	539	24
12,070	12,494	12,931	13,300	13,742	14,181	14,486	10,161	10,302	10,556	10,788	11,132	11,191	11,477	1,642	1,684	1,700	1,871	1,912	1,882	1,948	25
17,110	17,088	17,429	17,083	17,485	17,978	18,140	19,140	19,128	19,212	19,017	19,798	20,885	20,179	3,771	3,846	3,863	3,749	3,919	4,069	4,115	26
9,768	9,798	10,003	9,724	10,132	10,363	10,529	13,945	14,081	14,080	13,876	14,467	15,587	14,849	2,053	2,086	2,059	1,982	2,110	2,224	2,269	27
7,342	7,290	7,425	7,359	7,353	7,615	7,611	5,195	5,047	5,132	5,141	5,331	5,298	5,330	1,718	1,760	1,804	1,767	1,809	1,846	1,846	28
7,349	7,497	7,667	7,850	8,041	8,175	8,276	7,405	7,577	7,719	7,938	8,137	9,100	8,469	1,122	1,130	1,161	1,178	1,212	1,224	1,243	29
11,833	11,962	12,340	12,316	12,565	12,625	12,628	10,968	11,170	11,208	11,201	11,459	11,792	11,940	2,299	2,325	2,348	2,358	2,386	2,431	2,444	30
5,314	5,394	5,426	5,447	5,512	5,704	5,795	4,929	5,063	5,093	5,156	5,246	5,367	5,523	1,057	1,058	1,057	1,085	1,093	1,114	1,130	31
8,824	9,252	9,646	9,685	9,534	9,697	9,805	13,390	15,260	10,399	10,911	12,192	11,973	10,729	611	620	630	591	621	623	616	32
11,303	11,751	11,910	12,027	11,700	12,256	12,792	9,020	9,247	8,984	9,470	10,377	10,139	10,465	1,066	1,073	1,060	1,085	1,118	1,099	1,130	33
4,846	5,190	5,139	5,238	5,664	5,811	5,767	3,659	3,881	3,823	3,854	4,137	4,314	4,319	347	366	358	362	385	382	400	34
26,662	27,382	27,616	28,466	29,496	30,354	30,993	13,411	13,526	13,492	13,470	13,732	14,621	14,655	1,620	1,623	1,637	1,677	1,707	1,730	1,750	35
5,654	5,699	6,271	6,695	6,496	6,327	6,557	2,682	2,893	2,873	3,001	3,095	3,148	3,252	149	157	158	167	183	211	200	36
6,335	6,292	6,399	6,657	6,963	6,997	7,065	5,159	5,243	5,636	5,547	5,669	6,019	6,066	712	725	727	773	763	793	810	37
1,954	1,982	2,025	2,049	2,186	2,107	2,061	1,200	1,210	1,240	1,279	1,278	1,346	1,363	202	202	206	213	216	219	220	38
13,943	14,115	14,353	14,544	14,657	15,214	15,414	13,786	14,032	14,238	14,292	14,658	14,883	15,071	4,016	4,032	4,081	4,175	4,189	4,322	4,400	39
1,389	1,273	1,275	1,339	1,299	1,318	1,394	1,454	1,484	1,566	1,673	1,728	1,587	1,701	313	315	324	327	354	335	356	40
4,610	4,725	4,845	4,955	5,024	5,099	5,181	3,958	4,059	4,074	4,137	4,185	4,284	4,350	850	865	873	889	882	888	908	41
6,481	6,559	6,680	6,802	6,918	7,105	7,145	4,541	4,573	4,608	4,629	4,679	4,740	4,790	901	918	949	928	1,045	976	984	42
46,188	46,176	46,308	48,031	48,231	48,127	48,689	30,088	30,111	30,485	31,304	31,485	31,464	31,520	6,800	6,780	6,788	6,973	7,019	7,002	7,029	43
14,330	14,183	14,047	14,345	14,624	14,659	14,694	5,503	5,539	5,568	5,604	5,762	5,810	5,740	1,630	1,611	1,597	1,636	1,673	1,670	1,663	44
11,202	11,012	10,889	11,744	11,578	11,305	11,377	4,232	4,186	4,144	4,462	4,419	4,386	4,389	349	348	345	371	367	361	384	45
20,656	20,980	21,373	21,942	22,029	22,163	22,619	20,353	20,387	20,773	21,240	21,304	21,269	21,391	4,821	4,821	4,846	4,966	4,979	4,971	4,982	46

Table 5. Personal Income by Major Source and

[Millions of dollars,

Item	Line	Wisconsin							Wyoming						
		2003			2004				2003			2004			
		II ^r	III ^r	IV ^r	I ^r	II ^r	III ^r	IV ^p	II ^r	III ^r	IV ^r	I ^r	II ^r	III ^r	IV ^p
Income by place of residence															
Personal income (lines 2-11).....	1	166,962	168,632	170,788	172,657	175,191	178,476	182,292	16,107	16,401	16,725	16,943	17,253	17,413	17,900
Derivation of personal income															
Earnings by place of work (lines 12-18 or 19-46).....	2	127,825	129,472	131,247	132,575	134,596	138,097	139,873	11,496	11,811	12,070	12,226	12,457	12,583	12,820
Less: Contributions for government social insurance ²	3	14,379	14,504	14,676	14,938	15,109	15,539	15,681	1,218	1,241	1,260	1,302	1,321	1,334	1,356
Employee and self-employed contributions for government social insurance.....	4	7,387	7,455	7,547	7,660	7,754	7,974	8,053	636	649	659	679	690	697	709
Employer contributions for government social insurance.....	5	6,992	7,049	7,129	7,278	7,356	7,565	7,628	582	592	600	623	631	637	647
Plus: Adjustment for residence ³	6	3,025	3,057	3,053	3,113	3,154	3,169	3,217	4	3	1	-1	-1	0	0
Equals: Net earnings by place of residence.....	7	116,471	118,024	119,623	120,750	122,640	125,727	127,409	10,283	10,573	10,811	10,923	11,136	11,249	11,463
Plus: Dividends, interest, and rent ⁴	8	27,100	26,984	27,444	27,720	27,980	28,175	29,840	3,713	3,697	3,775	3,828	3,880	3,922	4,152
Plus: Personal current transfer receipts.....	9	23,391	23,623	23,721	24,186	24,571	24,575	25,043	2,112	2,131	2,139	2,192	2,237	2,242	2,284
State unemployment insurance benefits.....	10	1,180	1,169	1,138	935	809	772	744	63	59	55	46	43	44	41
Personal current transfer receipts excluding state unemployment insurance benefits.....	11	22,211	22,454	22,583	23,251	23,762	23,803	24,299	2,049	2,072	2,085	2,146	2,193	2,197	2,243
Earnings by place of work															
Components of earnings:															
Wage and salary disbursements.....	12	93,657	94,559	95,777	96,095	97,337	100,161	101,209	7,796	7,954	8,084	8,233	8,367	8,461	8,612
Supplements to wages and salaries.....	13	22,483	22,891	23,343	23,751	24,134	24,844	25,104	1,827	1,881	1,922	2,014	2,047	2,068	2,101
Employer contributions for employee pension and insurance funds.....	14	15,492	15,842	16,214	16,474	16,778	17,279	17,476	1,245	1,289	1,321	1,391	1,416	1,431	1,454
Employer contributions for government social insurance.....	15	6,992	7,049	7,129	7,278	7,356	7,565	7,628	582	592	600	623	631	637	647
Proprietors' income ⁵	16	11,685	12,022	12,126	12,729	13,125	13,092	13,560	1,873	1,976	2,064	1,978	2,043	2,055	2,106
Farm proprietors' income.....	17	517	514	453	835	898	733	951	80	114	164	49	51	49	56
Nonfarm proprietors' income.....	18	11,168	11,508	11,673	11,893	12,227	12,358	12,609	1,793	1,862	1,900	1,929	1,991	2,006	2,050
Earnings by industry															
Farm earnings.....	19	1,147	1,148	1,092	1,483	1,553	1,394	1,618	173	208	259	145	149	147	156
Nonfarm earnings.....	20	126,678	128,324	130,155	131,092	133,043	136,702	138,254	11,323	11,604	11,811	12,080	12,308	12,436	12,664
Private earnings.....	21	107,641	109,440	111,158	111,925	113,829	116,663	118,143	8,553	8,799	8,973	9,167	9,386	9,467	9,685
Forestry, fishing, related activities, and other ⁶	22	430	434	428	450	452	452	454	48	48	46	49	49	48	49
Mining.....	23	219	223	231	237	244	247	262	1,573	1,613	1,664	1,716	1,788	1,843	1,945
Utilities.....	24	1,052	1,050	999	1,173	1,132	1,091	1,127	188	189	202	199	202	204	209
Construction.....	25	7,927	8,112	8,158	8,325	8,413	8,531	8,607	971	1,035	1,057	1,048	1,036	1,000	1,022
Manufacturing.....	26	29,227	29,475	30,234	29,723	30,587	31,700	31,882	569	599	612	604	628	652	648
Durable goods.....	27	18,660	18,967	19,446	19,030	19,618	20,505	20,596	(D)	(D)	(D)	(D)	(D)	(D)	(D)
Non-durable goods.....	28	10,567	10,508	10,788	10,693	10,969	11,195	11,287	(D)	(D)	(D)	(D)	(D)	(D)	(D)
Wholesale trade.....	29	6,409	6,504	6,622	6,698	6,829	6,974	7,157	378	376	391	408	432	420	430
Retail trade.....	30	8,559	8,789	8,854	8,732	8,761	9,117	9,191	824	834	846	849	869	871	883
Transportation and warehousing.....	31	4,519	4,634	4,683	4,701	4,720	4,804	4,885	578	585	599	614	629	639	652
Information.....	32	2,830	2,906	3,013	3,122	3,139	3,259	3,336	159	162	161	175	177	185	190
Finance and insurance.....	33	8,338	8,472	8,622	8,899	8,906	8,835	9,174	370	375	375	377	405	387	402
Real estate and rental and leasing.....	34	1,768	1,879	1,851	1,877	2,019	2,102	2,101	313	337	331	340	371	387	378
Professional and technical services.....	35	7,041	7,090	7,089	7,198	7,367	7,406	7,497	538	548	535	568	583	594	604
Management of companies and enterprises.....	36	3,077	3,301	3,566	3,494	3,559	4,059	3,945	38	45	72	87	77	64	67
Administrative and waste services.....	37	3,204	3,229	3,268	3,339	3,414	3,486	3,594	225	232	230	221	222	221	224
Educational services.....	38	1,412	1,436	1,443	1,473	1,481	1,486	1,523	41	42	45	46	47	46	45
Health care and social assistance.....	39	14,036	14,232	14,345	14,686	14,899	15,129	15,308	853	868	880	901	915	949	962
Arts, entertainment, and recreation.....	40	1,077	1,058	1,064	1,022	1,026	1,049	1,123	142	147	149	151	158	156	161
Accommodation and food services.....	41	2,879	2,930	2,979	3,021	3,053	3,077	3,116	436	446	460	494	476	477	486
Other services, except public administration.....	42	3,637	3,685	3,710	3,754	3,830	3,857	3,861	307	317	319	321	321	324	331
Government and government enterprises.....	43	19,036	18,884	18,997	19,167	19,214	20,040	20,111	2,770	2,804	2,838	2,913	2,922	2,968	2,979
Federal, civilian.....	44	2,039	2,016	2,002	2,017	2,057	2,055	2,042	501	511	512	537	539	532	535
Military.....	45	665	658	658	709	755	786	799	325	326	330	352	348	349	350
State and local.....	46	16,332	16,209	16,337	16,442	16,402	17,199	17,270	1,944	1,967	1,995	2,023	2,035	2,087	2,095

See the footnotes at the end of the table.

Earnings by Industry, 2003:II-2004:IV¹—Continuesseasonally adjusted at annual rates¹

New England							Midwest							Line
2003			2004				2003			2004				
II ^r	III ^r	IV ^r	I ^r	II ^r	III ^r	IV ^p	II ^r	III ^r	IV ^r	I ^r	II ^r	III ^r	IV ^p	
536,618	542,508	549,975	558,842	568,131	575,070	587,892	1,683,268	1,700,833	1,722,682	1,746,245	1,766,715	1,793,076	1,833,510	1
414,553	420,891	426,948	434,500	442,238	448,659	453,593	1,326,376	1,344,027	1,362,870	1,382,320	1,397,495	1,425,165	1,443,548	2
43,719	44,158	44,662	45,896	46,555	47,254	47,644	147,933	149,201	150,808	154,320	155,434	158,606	160,188	3
22,617	22,890	23,197	23,774	24,140	24,510	24,730	74,652	75,430	76,424	78,001	78,614	80,328	81,188	4
21,102	21,268	21,464	22,122	22,415	22,744	22,914	73,280	73,771	74,384	76,319	76,820	78,278	78,999	5
5,362	5,409	5,626	5,634	5,616	5,857	5,929	-16,405	-16,438	-16,783	-17,083	-17,117	-17,322	-17,464	6
376,197	382,142	387,912	394,237	401,299	407,262	411,878	1,162,039	1,178,388	1,195,280	1,210,916	1,224,945	1,249,238	1,265,897	7
87,992	87,458	89,290	90,465	91,627	92,556	99,329	258,237	257,117	261,339	263,818	266,129	267,508	286,161	8
72,429	72,908	72,773	74,140	75,204	75,252	76,685	262,992	265,327	266,063	271,510	275,641	276,331	281,452	9
4,217	4,071	3,606	2,927	2,426	2,349	2,261	11,465	11,362	10,808	8,704	7,061	6,949	6,797	10
68,213	68,837	69,167	71,213	72,778	72,904	74,424	251,527	253,965	255,254	262,805	268,580	269,382	274,655	11
301,600	305,485	309,755	313,951	319,006	323,920	327,094	965,613	975,913	989,425	998,546	1,006,933	1,029,540	1,041,133	12
65,370	66,414	67,522	70,094	71,246	72,193	72,853	210,913	213,640	216,625	224,187	226,379	230,311	232,882	13
44,269	45,146	46,058	47,972	48,831	49,449	49,939	137,633	139,869	142,241	147,868	149,560	152,033	153,883	14
21,102	21,268	21,464	22,122	22,415	22,744	22,914	73,280	73,771	74,384	76,319	76,820	78,278	78,999	15
47,582	48,992	49,670	50,455	51,986	52,546	53,645	149,851	154,474	156,821	159,587	164,183	165,314	169,533	16
-5	7	38	-80	-49	-86	-15	762	801	896	997	1,107	902	1,170	17
47,588	48,986	49,632	50,535	52,035	52,632	53,661	149,089	153,673	155,925	158,590	163,076	164,412	168,363	18
577	592	628	518	556	524	601	2,485	2,531	2,639	2,764	2,892	2,704	2,990	19
413,976	420,299	426,319	433,981	441,682	448,135	452,992	1,323,891	1,341,496	1,360,232	1,379,556	1,394,604	1,422,461	1,440,559	20
360,714	366,984	371,876	379,103	385,909	392,542	397,066	1,106,625	1,122,589	1,142,025	1,157,370	1,168,638	1,196,592	1,213,452	21
1,110	1,142	1,122	1,150	1,197	1,182	1,180	3,080	3,103	3,785	3,504	3,558	3,565	3,625	22
593	612	640	638	663	670	704	2,984	3,004	3,153	3,149	3,326	3,353	3,512	23
3,748	3,790	3,987	4,248	3,992	4,541	4,130	14,386	14,543	14,886	15,117	15,141	14,944	15,156	24
24,146	24,702	25,010	25,416	26,079	26,652	26,960	65,994	67,300	68,712	69,079	70,053	71,467	72,430	25
56,134	56,914	57,921	56,947	58,042	59,794	60,234	129,707	130,241	132,353	130,708	132,067	134,621	135,424	26
39,230	39,791	40,581	39,812	40,842	42,343	42,757	69,435	70,288	71,321	69,937	70,318	72,576	73,223	27
16,905	17,123	17,339	17,135	17,200	17,451	17,477	60,272	59,953	61,032	60,771	61,749	62,046	62,201	28
20,994	21,342	21,920	22,172	22,511	22,397	22,589	67,611	67,831	67,811	69,162	69,711	72,031	72,688	29
28,051	28,481	28,985	28,826	29,227	29,536	29,851	79,068	79,794	80,893	80,075	81,047	82,656	83,665	30
7,893	7,966	8,051	8,046	8,195	8,263	8,364	34,879	35,281	35,718	36,030	36,847	37,346	37,924	31
13,843	14,181	14,705	14,872	15,122	15,523	15,759	59,682	61,474	63,304	63,706	63,702	64,322	65,976	32
46,624	47,704	46,822	52,339	52,664	51,562	52,635	148,070	150,543	153,887	163,634	159,815	166,208	168,735	33
8,274	8,806	8,582	8,731	9,430	9,740	9,619	32,218	34,039	33,892	34,230	36,700	38,228	37,965	34
43,731	44,125	44,362	45,834	46,758	47,560	48,109	147,884	149,079	151,059	154,119	156,414	160,152	163,080	35
10,204	10,505	10,687	11,330	11,278	11,774	12,026	30,238	30,294	31,352	32,338	32,367	32,966	33,992	36
12,556	12,745	13,020	13,287	13,402	13,479	13,708	42,894	43,531	44,056	45,081	45,628	46,681	47,414	37
11,648	11,707	12,083	12,070	12,217	12,327	12,427	27,485	27,893	28,348	28,137	28,634	29,054	29,209	38
45,798	46,484	47,724	46,943	48,322	50,386	51,006	135,879	138,574	141,328	141,193	144,093	147,849	149,830	39
3,798	3,886	4,051	4,026	4,139	4,097	4,396	14,311	14,519	14,579	15,187	14,980	15,271	16,250	40
10,511	10,703	10,873	10,869	11,164	11,375	11,585	31,007	31,709	32,297	32,215	33,027	33,735	34,125	41
11,057	11,190	11,330	11,358	11,507	11,685	11,785	39,247	39,837	40,611	40,707	41,527	42,143	42,452	42
53,262	53,315	54,444	54,878	55,773	55,593	55,926	217,265	218,907	218,206	222,185	225,966	225,869	227,107	43
8,754	8,647	8,590	8,762	8,837	8,569	8,468	57,617	56,975	56,354	57,679	58,441	58,146	58,140	44
2,953	2,885	2,848	3,019	3,016	3,005	3,043	10,421	10,321	10,223	10,912	10,893	10,996	11,160	45
41,554	41,782	43,006	43,097	43,920	44,019	44,415	149,228	151,612	151,629	153,594	156,633	156,727	157,807	46

Table 5. Personal Income by Major Source and

[Millions of dollars,

Item	Line	Great Lakes							Plains						
		2003			2004				2003			2004			
		II ^r	III ^r	IV ^r	I ^r	II ^r	III ^r	IV ^p	II ^r	III ^r	IV ^r	I ^r	II ^r	III ^r	IV ^p
Income by place of residence															
Personal income (lines 2-11).....	1	1,414,413	1,426,836	1,448,280	1,450,275	1,473,575	1,489,468	1,521,327	593,939	600,659	606,332	618,553	627,428	632,946	649,448
Derivation of personal income															
Earnings by place of work (lines 12-18 or 19-46).....	2	1,100,521	1,112,089	1,130,394	1,127,371	1,147,481	1,163,469	1,178,241	461,194	468,004	471,996	482,792	489,855	495,274	504,749
Less: Contributions for government social insurance ²	3	118,990	119,457	121,051	122,412	124,192	125,965	127,170	52,300	52,886	53,179	54,652	55,255	55,986	56,635
Employee and self-employed contributions for government social insurance.....	4	60,426	60,706	61,524	62,074	63,024	63,933	64,581	27,092	27,380	27,531	28,206	28,549	28,941	29,299
Employer contributions for government social insurance.....	5	58,564	58,751	59,527	60,338	61,167	62,032	62,589	25,208	25,506	25,648	26,445	26,706	27,044	27,336
Plus: Adjustment for residence ³	6	4,762	4,894	4,866	5,120	5,123	5,202	5,324	-5,075	-5,156	-5,166	-5,269	-5,332	-5,400	-5,480
Equals: Net earnings by place of residence.....	7	986,293	997,526	1,014,210	1,010,079	1,028,412	1,042,705	1,056,395	403,818	409,962	413,650	422,871	429,268	433,889	442,635
Plus: Dividends, interest, and rent ⁴	8	222,310	221,417	225,084	227,217	229,169	230,496	244,565	104,135	103,774	105,498	106,580	107,596	108,369	114,380
Plus: Personal current transfer receipts.....	9	205,810	207,893	208,986	212,979	215,993	216,267	220,368	85,986	86,923	87,184	89,102	90,564	90,688	92,433
State unemployment insurance benefits.....	10	9,413	9,595	9,684	7,781	6,286	6,105	5,917	3,119	3,155	2,939	2,365	1,921	1,891	1,785
Personal current transfer receipts excluding state unemployment insurance benefits.....	11	196,397	198,297	199,302	205,198	209,707	210,163	214,450	82,867	83,768	84,245	86,737	88,643	88,797	90,648
Earnings by place of work															
Components of earnings:															
Wage and salary disbursements.....	12	801,415	805,365	816,571	814,448	827,538	839,889	848,884	334,518	338,128	340,050	344,375	348,801	353,807	358,397
Supplements to wages and salaries.....	13	195,788	200,097	206,164	201,278	204,876	207,568	210,011	78,121	79,702	80,822	83,282	84,488	85,465	86,490
Employer contributions for employee pension and insurance funds.....	14	137,224	141,346	146,638	140,940	143,709	145,536	147,423	52,913	54,196	55,174	56,837	57,783	58,421	59,154
Employer contributions for government social insurance.....	15	58,564	58,751	59,527	60,338	61,167	62,032	62,589	25,208	25,506	25,648	26,445	26,706	27,044	27,336
Proprietors' income ⁵	16	103,318	106,627	107,659	111,645	115,067	116,013	119,345	48,555	50,174	51,124	55,135	56,566	56,002	59,862
Farm proprietors' income.....	17	2,009	2,078	1,963	4,230	3,901	3,423	4,840	5,520	5,768	5,996	9,286	9,211	8,143	11,043
Nonfarm proprietors' income.....	18	101,309	104,549	105,696	107,415	111,165	112,590	114,505	43,035	44,407	45,128	45,850	47,355	47,859	48,819
Earnings by industry															
Farm earnings.....	19	4,299	4,389	4,299	6,600	6,295	5,839	7,280	7,643	7,908	8,159	11,477	11,425	10,378	13,300
Nonfarm earnings.....	20	1,096,222	1,107,700	1,126,095	1,120,771	1,141,186	1,157,630	1,170,961	453,550	460,096	463,837	471,315	478,430	484,896	491,449
Private earnings.....	21	941,271	951,729	969,769	962,051	981,785	997,947	1,010,441	378,936	385,346	388,366	394,228	401,057	406,861	412,987
Forestry, fishing, related activities, and other ⁶	22	1,573	1,594	1,585	1,631	1,659	1,669	1,664	1,500	1,531	1,524	1,570	1,579	1,577	1,590
Mining.....	23	3,816	3,846	3,987	4,115	4,135	4,198	4,382	2,059	2,106	2,210	2,204	2,243	2,384	2,466
Utilities.....	24	10,207	10,321	10,308	10,575	10,817	10,844	10,972	4,898	4,890	5,132	5,223	5,464	5,166	5,267
Construction.....	25	64,172	64,994	65,160	65,768	66,622	67,354	68,261	28,480	29,275	29,578	29,837	30,683	30,818	31,196
Manufacturing.....	26	228,133	230,371	241,830	224,924	230,966	236,035	238,897	69,568	70,998	72,668	72,097	73,846	75,775	76,211
Durable goods.....	27	164,513	166,604	176,414	160,845	165,024	168,737	171,273	44,149	45,236	46,586	45,977	47,104	48,433	48,663
Non-durable goods.....	28	63,620	63,766	65,416	64,079	65,942	67,298	67,623	25,419	25,762	26,081	26,120	26,741	27,342	27,548
Wholesale trade.....	29	59,129	59,636	60,447	60,929	62,337	62,916	63,556	25,901	26,307	26,551	27,189	27,717	28,296	28,699
Retail trade.....	30	70,918	71,564	72,146	71,686	72,036	73,096	73,360	32,214	32,654	32,989	32,916	33,376	33,560	33,872
Transportation and warehousing.....	31	37,531	37,848	38,364	38,590	39,134	40,005	40,581	18,461	18,534	18,704	18,888	19,075	19,438	19,747
Information.....	32	26,502	27,128	27,301	27,570	27,784	27,779	28,278	15,926	16,036	16,375	16,864	16,951	16,921	17,266
Finance and insurance.....	33	73,319	73,549	73,410	75,951	77,607	77,514	79,859	32,829	33,419	32,790	34,034	34,525	34,420	35,472
Real estate and rental and leasing.....	34	23,857	25,445	24,995	25,245	27,354	28,105	27,838	8,058	8,531	8,380	8,421	9,079	9,282	9,263
Professional and technical services.....	35	92,082	91,896	92,639	93,836	94,994	96,591	98,026	30,303	30,562	30,701	31,096	31,806	32,325	32,883
Management of companies and enterprises.....	36	26,787	27,263	28,761	30,146	30,900	32,719	32,546	13,221	13,694	13,410	14,594	14,622	14,799	15,226
Administrative and waste services.....	37	37,309	37,708	37,989	38,767	39,778	40,751	41,328	12,978	13,135	13,244	13,513	13,798	13,976	14,247
Educational services.....	38	12,064	12,455	12,586	12,724	12,997	12,921	13,003	5,581	5,678	5,757	5,864	5,898	5,987	6,049
Health care and social assistance.....	39	105,948	107,525	109,010	109,543	111,709	113,912	115,249	47,038	47,816	48,040	49,091	49,317	50,710	51,501
Arts, entertainment, and recreation.....	40	10,172	10,249	10,348	10,355	10,511	10,528	11,207	4,455	4,504	4,455	4,635	4,565	4,572	4,883
Accommodation and food services.....	41	25,065	25,393	25,699	26,121	26,307	26,674	26,911	11,121	11,213	11,321	11,495	11,591	11,791	12,006
Other services, except public administration.....	42	32,687	32,946	33,204	33,576	34,138	34,338	34,522	14,345	14,464	14,539	14,696	14,922	15,063	15,142
Government and government enterprises.....	43	154,951	155,971	156,326	158,720	159,401	159,683	160,520	74,615	74,750	75,471	77,086	77,373	78,034	78,462
Federal, civilian.....	44	22,239	21,862	21,719	22,063	22,317	22,188	22,145	12,288	12,161	12,099	12,353	12,578	12,411	12,364
Military.....	45	6,549	6,524	6,444	6,763	6,889	6,907	7,044	6,419	6,433	6,474	6,930	6,905	6,828	6,811
State and local.....	46	126,163	127,585	128,163	129,894	130,195	130,588	131,331	55,908	56,157	56,898	57,802	57,889	58,795	59,287

See the footnotes at the end of the table.

Earnings by Industry, 2003:II-2004:IV¹—Continues
 seasonally adjusted at annual rates]

Southeast							Southwest							Line
2003			2004				2003			2004				
II ^r	III ^r	IV ^r	I ^r	II ^r	III ^r	IV ^r	II ^r	III ^r	IV ^r	I ^r	II ^r	III ^r	IV ^r	
2,033,661	2,057,574	2,091,668	2,121,594	2,156,835	2,178,558	2,234,258	929,649	939,973	954,625	970,015	985,015	994,735	1,017,721	1
1,511,730	1,535,251	1,562,876	1,583,990	1,611,225	1,632,467	1,660,935	745,415	755,376	767,375	780,501	792,662	802,420	815,835	2
166,612	168,557	171,097	175,337	177,701	180,583	182,760	75,564	76,259	77,305	79,574	80,366	81,457	82,508	3
86,912	87,961	89,349	91,297	92,644	94,203	95,403	39,082	39,385	39,906	40,948	41,408	41,983	42,549	4
79,700	80,596	81,748	84,040	85,057	86,380	87,357	36,482	36,874	37,399	38,627	38,958	39,473	39,959	5
10,026	9,947	10,065	10,231	10,325	10,244	10,257	422	448	456	441	467	475	481	6
1,355,144	1,376,640	1,401,844	1,418,884	1,443,850	1,462,128	1,488,432	670,273	679,565	690,526	701,367	712,763	721,438	733,808	7
348,016	346,801	354,422	359,031	363,143	352,921	388,473	130,246	129,792	132,845	134,515	135,894	136,768	144,748	8
330,502	334,132	335,402	343,679	349,842	363,509	357,354	129,130	130,616	131,254	134,133	136,359	136,529	139,165	9
8,656	8,566	7,868	6,456	5,210	5,006	4,925	4,080	4,053	3,890	3,002	2,346	2,284	2,122	10
321,845	325,566	327,534	337,223	344,633	358,502	352,428	125,051	126,563	127,363	131,131	134,012	134,245	137,044	11
1,095,325	1,108,726	1,126,511	1,137,993	1,155,443	1,175,499	1,191,192	511,880	515,878	522,795	530,299	536,616	544,347	552,043	12
258,887	263,940	269,542	277,295	281,379	285,283	288,988	117,035	119,080	121,387	126,132	127,743	129,058	130,789	13
179,187	183,344	187,794	193,256	196,322	198,904	201,631	80,553	82,206	83,987	87,506	88,785	89,585	90,830	14
79,700	80,596	81,748	84,040	85,057	86,380	87,357	36,482	36,874	37,399	38,627	38,958	39,473	39,959	15
157,518	162,585	166,823	168,702	174,403	171,684	180,754	116,500	120,418	123,194	124,069	128,302	129,014	133,003	16
7,430	7,714	9,271	8,701	8,873	7,588	9,628	4,689	5,078	5,748	4,647	5,108	4,460	5,536	17
150,088	154,871	157,552	160,001	165,530	164,096	171,126	111,811	115,341	117,445	119,422	123,194	124,555	127,467	18
11,089	11,406	13,003	12,487	12,697	11,449	13,527	6,222	6,631	7,323	6,243	6,720	6,087	7,180	19
1,500,640	1,523,844	1,549,873	1,571,503	1,598,529	1,621,018	1,647,408	739,193	748,745	760,053	774,258	785,941	796,332	808,655	20
1,218,199	1,240,314	1,263,973	1,277,242	1,302,911	1,322,810	1,346,845	613,731	623,052	633,679	644,757	655,285	665,579	677,008	21
6,838	7,016	6,946	7,063	7,180	7,228	7,192	2,175	2,234	2,171	2,240	2,243	2,289	2,261	22
11,002	10,931	11,251	11,277	11,582	11,623	12,166	26,072	26,347	27,719	29,044	29,156	29,582	30,907	23
14,406	14,424	15,045	15,108	15,041	15,091	15,224	11,969	12,077	12,096	12,145	13,034	12,648	12,822	24
93,817	95,957	99,232	100,785	103,232	105,820	107,840	48,912	49,377	50,597	50,830	51,289	52,537	53,454	25
196,176	198,310	203,725	199,536	203,303	208,449	210,263	91,885	93,148	95,508	95,353	96,316	98,251	99,371	26
111,199	112,807	116,836	113,049	115,354	118,323	120,114	56,719	57,397	58,968	58,129	58,426	60,130	61,114	27
84,977	85,503	86,888	86,487	87,949	90,126	90,150	35,165	35,751	36,541	37,224	37,891	38,121	38,257	28
77,058	78,183	79,882	81,771	83,338	84,720	85,643	41,577	41,795	42,414	43,468	43,683	44,551	45,055	29
111,133	113,077	115,496	114,646	116,899	117,464	119,012	53,021	53,930	54,920	54,484	55,134	55,858	56,596	30
56,915	57,473	58,539	58,965	59,828	60,880	61,712	30,127	30,255	30,464	31,216	31,940	32,889	33,449	31
50,087	51,223	52,750	53,274	54,199	53,705	54,844	25,463	25,939	26,710	27,061	27,416	27,153	27,887	32
86,588	88,972	88,488	91,018	93,334	94,303	97,170	46,690	47,879	47,604	49,300	50,426	50,059	51,989	33
34,708	36,932	36,786	37,221	39,895	39,115	40,998	21,520	22,900	22,595	22,892	24,770	25,758	25,478	34
121,092	123,171	124,679	127,144	130,094	133,646	136,014	61,296	61,452	62,228	63,162	65,058	66,367	67,358	35
27,121	27,864	28,814	30,459	30,933	31,606	32,136	5,603	5,844	6,230	7,523	7,417	7,102	7,294	36
63,495	64,536	65,475	67,270	68,226	70,179	71,783	29,231	29,483	30,014	31,270	31,855	32,701	33,401	37
15,301	15,570	15,786	16,103	16,519	16,683	16,834	5,898	5,947	6,127	6,327	6,375	6,519	6,607	38
142,472	145,122	147,165	149,998	152,157	154,558	157,625	64,625	66,038	67,021	68,346	68,957	70,505	71,570	39
16,528	16,839	17,247	17,363	17,714	17,857	18,997	5,546	5,654	5,891	5,995	5,766	5,869	6,200	40
44,977	45,942	47,033	47,954	48,573	48,784	50,069	20,483	20,892	21,189	21,652	21,771	22,040	22,310	41
48,487	48,770	49,634	50,286	50,864	51,100	51,324	21,639	21,860	22,182	22,451	22,677	22,900	22,999	42
282,441	283,530	285,900	294,261	295,618	298,208	300,563	125,462	125,692	126,374	129,500	130,656	130,754	131,647	43
55,556	54,911	54,622	55,621	56,597	56,403	56,690	22,909	22,691	22,699	23,166	23,631	23,565	23,709	44
43,045	42,889	42,661	45,668	45,157	44,875	45,062	14,671	14,780	14,770	15,830	15,725	15,569	15,541	45
183,841	185,730	188,618	192,973	193,865	196,930	198,811	87,882	88,221	88,905	90,505	91,300	91,619	92,397	46

Table 5. Personal Income by Major Source and Earnings by Industry, 2003:II-2004:IV¹

[Millions of dollars, seasonally adjusted at annual rates]

Item	Line	Rocky Mountain								Far West								Line
		2003			2004				2003			2004						
		II ^r	III ^r	IV ^r	I ^r	II ^r	III ^r	IV ^p	II ^r	III ^r	IV ^r	I ^r	II ^r	III ^r	IV ^p			
Income by place of residence																		
Personal income (lines 2-11).....	1	289,929	294,586	296,313	302,191	307,673	309,974	318,279	1,612,077	1,634,630	1,652,405	1,677,571	1,708,099	1,727,420	1,786,379	1		
Derivation of personal income																		
Earnings by place of work (lines 12-18 or 19-46).....	2	230,041	234,961	235,390	240,673	245,351	247,336	252,379	1,271,532	1,294,997	1,306,489	1,328,844	1,356,515	1,376,907	1,395,756	2		
Less: Contributions for government social insurance ²	3	23,545	23,930	23,843	24,661	25,023	25,222	25,657	138,702	140,685	141,457	145,454	147,860	150,131	151,711	3		
Employee and self-employed contributions for government social insurance.....	4	12,141	12,355	12,326	12,708	12,906	13,020	13,249	70,570	71,637	72,063	73,859	75,143	76,323	77,181	4		
Employer contributions for government social insurance.....	5	11,404	11,575	11,516	11,953	12,116	12,202	12,408	68,132	69,048	69,394	71,595	72,717	73,808	74,530	5		
Plus: Adjustment for residence ³	6	968	985	988	998	1,020	1,048	1,045	-1,244	-1,291	-1,275	-1,314	-1,366	-1,391	-1,402	6		
Equals: Net earnings by place of residence.....	7	207,464	212,016	212,535	217,010	221,348	223,162	227,767	1,131,586	1,153,022	1,163,758	1,182,076	1,207,289	1,225,385	1,242,644	7		
Plus: Dividends, interest, and rent ⁴	8	49,298	49,114	50,274	50,987	51,629	52,097	55,128	267,486	266,666	273,080	276,277	278,676	279,935	317,610	8		
Plus: Personal current transfer receipts.....	9	33,166	33,456	33,504	34,194	34,695	34,716	35,384	213,004	214,942	215,566	219,218	222,134	222,101	226,125	9		
State unemployment insurance benefits.....	10	1,478	1,403	1,259	995	767	728	688	11,968	11,662	11,101	8,831	7,137	6,731	6,277	10		
Personal current transfer receipts excluding state unemployment insurance benefits.....	11	31,688	32,053	32,245	33,199	33,929	33,988	34,696	201,037	203,279	204,465	210,387	214,997	215,369	219,848	11		
Earnings by place of work																		
Components of earnings:																		
Wage and salary disbursements.....	12	158,777	161,644	161,247	164,351	167,037	168,560	171,641	899,132	912,486	917,898	930,004	946,935	962,474	973,877	12		
Supplements to wages and salaries.....	13	36,634	37,464	37,507	39,247	39,883	40,085	40,825	203,281	207,635	209,783	218,641	222,428	225,550	228,025	13		
Employer contributions for employee pension and insurance funds.....	14	25,229	25,889	25,991	27,294	27,766	27,883	28,417	135,149	138,588	140,389	147,046	149,711	151,742	153,495	14		
Employer contributions for government social insurance.....	15	11,404	11,575	11,516	11,953	12,116	12,202	12,408	68,132	69,048	69,394	71,595	72,717	73,808	74,530	15		
Proprietors' income ⁵	16	34,630	35,853	36,636	37,076	38,431	38,691	39,913	169,120	174,876	178,808	180,200	187,153	188,883	193,855	16		
Farm proprietors' income.....	17	1,085	1,057	1,244	1,044	1,093	926	1,234	3,960	4,298	5,578	3,872	4,399	3,549	5,211	17		
Nonfarm proprietors' income.....	18	33,545	34,796	35,392	36,032	37,338	37,765	38,679	165,160	170,578	173,230	176,327	182,754	185,334	188,644	18		
Earnings by industry																		
Farm earnings.....	19	2,354	2,337	2,538	2,356	2,419	2,264	2,585	11,104	11,496	12,847	11,251	11,851	11,072	12,808	19		
Nonfarm earnings.....	20	227,687	232,624	232,851	238,317	242,932	245,071	249,794	1,260,428	1,283,501	1,293,642	1,317,593	1,344,665	1,365,835	1,382,949	20		
Private earnings.....	21	186,856	191,364	191,523	195,952	200,458	202,214	206,592	1,045,965	1,068,427	1,077,441	1,096,511	1,123,117	1,142,768	1,159,418	21		
Forestry, fishing, related activities, and other ⁶	22	925	944	927	961	988	973	975	9,492	9,570	9,366	9,681	9,858	9,692	9,744	22		
Mining.....	23	4,729	4,828	5,086	5,318	5,817	5,894	6,269	4,741	4,735	4,967	5,249	5,131	5,553	5,583	23		
Utilities.....	24	2,153	2,162	2,226	2,227	2,330	2,230	2,272	10,920	11,506	12,006	12,448	12,517	12,868	12,682	24		
Construction.....	25	18,003	18,389	18,676	19,135	19,506	19,834	20,474	81,340	83,310	86,305	88,739	92,103	94,589	96,418	25		
Manufacturing.....	26	21,989	22,083	22,206	22,391	22,783	22,872	23,246	149,419	153,198	154,725	156,511	157,563	161,130	161,745	26		
Durable goods.....	27	(D)	(D)	(D)	(D)	(D)	(D)	(D)	(D)	(D)	(D)	(D)	(D)	(D)	(D)	27		
Nondurable goods.....	28	(D)	(D)	(D)	(D)	(D)	(D)	(D)	(D)	(D)	(D)	(D)	(D)	(D)	(D)	28		
Wholesale trade.....	29	10,579	10,675	10,858	11,057	11,280	11,424	11,562	59,691	60,556	61,391	62,081	63,707	65,773	65,741	29		
Retail trade.....	30	16,439	16,720	17,015	16,974	17,372	17,540	17,733	88,561	89,984	90,967	91,391	93,804	94,017	95,080	30		
Transportation and warehousing.....	31	7,782	7,722	7,782	7,991	8,090	8,174	8,391	36,936	37,260	37,765	38,397	39,134	39,876	40,923	31		
Information.....	32	12,955	14,530	13,401	13,825	13,904	13,674	14,146	67,870	71,509	68,485	71,647	74,566	73,687	74,926	32		
Finance and insurance.....	33	13,995	14,409	13,728	14,150	14,769	14,622	15,139	83,789	86,371	84,826	87,877	91,283	92,891	96,243	33		
Real estate and rental and leasing.....	34	7,099	7,660	7,481	7,565	8,236	8,490	8,379	37,059	39,692	39,189	39,732	42,826	43,867	43,464	34		
Professional and technical services.....	35	21,235	21,514	21,751	22,423	22,784	23,185	23,559	127,291	127,404	128,271	130,348	131,922	134,776	137,173	35		
Management of companies and enterprises.....	36	3,528	3,529	3,703	4,060	4,162	4,219	4,388	26,459	26,995	27,063	27,659	29,003	28,869	29,645	36		
Administrative and waste services.....	37	7,820	8,041	8,072	8,279	8,426	8,617	8,820	45,749	46,886	48,138	48,538	49,177	50,521	51,568	37		
Educational services.....	38	2,036	2,080	2,090	2,134	2,165	2,217	2,259	12,703	12,855	13,184	13,302	13,390	13,571	13,685	38		
Health care and social assistance.....	39	18,584	18,821	19,031	19,546	19,810	20,029	20,398	104,311	105,056	106,979	108,883	110,292	112,012	113,615	39		
Arts, entertainment, and recreation.....	40	2,765	2,822	2,824	2,852	2,846	2,861	3,054	18,891	19,580	20,157	19,535	20,628	21,353	22,582	40		
Accommodation and food services.....	41	6,780	6,915	6,993	7,164	7,210	7,320	7,430	43,030	43,921	44,838	45,699	46,807	47,423	48,028	41		
Other services, except public administration.....	42	7,460	7,522	7,673	7,900	7,980	8,039	8,097	37,712	38,037	38,818	38,796	39,405	40,301	40,573	42		
Government and government enterprises.....	43	40,831	41,260	41,328	42,365	42,474	42,857	43,201	214,463	215,074	216,201	221,082	221,547	223,067	223,531	43		
Federal, civilian.....	44	9,003	9,013	8,923	9,080	9,195	9,108	9,082	32,842	32,488	32,442	32,988	33,713	33,620	33,387	44		
Military.....	45	4,526	4,572	4,594	4,897	4,840	4,798	4,945	22,779	22,391	22,164	23,870	23,654	23,816	23,928	45		
State and local.....	46	27,302	27,674	27,810	28,388	28,439	28,952	29,174	158,843	160,195	161,596	164,224	164,181	165,631	166,217	46		

p Preliminary.

r Revised.

D Not shown to avoid disclosure of confidential information, but the estimates for this item are included in the total.

1. The estimates of earnings for 2003-2004 are based on the 2002 North American Industry Classification System (NAICS).

2. Contributions for government social insurance are included in earnings by type and industry, but they are excluded from personal income.

3. The adjustment for residence is the net inflow of the earnings of interarea commuters. For the United States, it consists of adjustments for border workers: Wage and salary disbursements to U.S. residents commuting to Canada

less wage and salary disbursements to Canadian and Mexican residents commuting into the United States.

4. Rental income of persons includes the capital consumption adjustment.

5. Proprietors' income includes the inventory valuation adjustment and the capital consumption adjustment.

6. "Other" consists of the wage and salary disbursements of U.S. residents employed by international organizations and foreign embassies and consulates in the United States.

NOTE: The personal income level shown for the United States is derived as the sum of the state estimates. It differs from the estimate of personal income in the national income and product accounts because of differences in coverage, in the methodologies used to prepare the estimates, and in the timing of the availability of source data.