

Annual Report

National Network of Libraries of Medicine - MidContinental Region

May 1, 2006 - April 30, 2007

Contract No. N01-LM-6-3504

Spencer S. Eccles Health Sciences Library
University of Utah

Submitted
November 20, 2007

Table of Contents

Executive Summary		Attachments	
	2	Attachment 1:	23
Advocacy	3	Annual OARF Summary:	
Assessment & Evaluation	4	RML Staff Activities	
Community Outreach	6	Attachment 2:	24
Consumer Health	7	Annual OARF Summary:	
Education	8	Subcontractor Activities	
Network Membership	9	Attachment 3:	27
State Outreach	11	Region Maps: RML Staff	
Technology	12	Outreach Activities	
Network Infrastructure		Attachment 4:	35
Table 1:		Region Maps: Subcontracted	
Annual Infrastructure Data	14	Outreach Activities	
Regional Emergency Preparedness		Attachment 5:	39
Planning	14	Region Maps: Outreach	
Identifying Unique and Historical		Activities (With Significant	
Collections	14	Number Of Minority Participants)	
E-licensing	14	Attachment 6	44
EFTS	15	Regional Map: Network	
		Membership	
		Attachment 7	45
		State Map (Colorado):	
		Network Membership	
		Attachment 8	46
		State Map (Kansas):	
		Network Membership	
		Attachment 9	47
		State Map (Missouri):	
		Network Membership	
		Attachment 10	48
		State Map (Nebraska):	
		Network Membership	
		Attachment 11	49
		State Map (Utah):	
		Network Membership	
		Attachment 12	50
		State Map (Wyoming):	
		Network Membership	
Outreach			
	16		
Table 2:			
Site Visits	16		
Web Site Use	21		

Executive Summary

A major personnel change will occur as the RML begins its second year of the contract. Wayne Peay, Director, announced that he will relinquish his responsibilities to Joan Stoddart, Deputy Director, effective July 1, 2007. Ms. Stoddart will become the Interim Director for the library and the RML. Mr. Peay will retire at the end of September 2007.

During the year, the RML recruited two new liaisons. John Bramble started as the Utah/ Network Membership Liaison on May 16, 2006. Mr. Bramble transferred to the RML from his position as Outreach Librarian at the Eccles Health Sciences Library. Thomas Gibbs, Technology Liaison, left the RML when his contract at the University of Kansas Medical Center ended on June 30, 2006. Rebecca Brown was hired as the Kansas/Technology Liaison and started working for the RML on February 1, 2007. Ms. Brown transferred from her position as Copyright and Document Delivery Specialist.

Trang Tran was hired as Senior Accountant for the Eccles Library and started working on January 29, 2007. She allocates .25 FTE to the RML. She replaced David Beckstrom, who left the position October 9, 2006.

The MCR measurement of accomplishments is based on the indicators established for the year 1 logic model. We met 36 of the indicators, partially met 16, and did not meet 34 out of a total of 86 indicators. For those that we did not meet, some were indicators that were intended to be accomplished later

in the contract or an estimate to be revised with the data from year 1. Despite not meeting all of our indicators, the RML made progress in meeting the four goals for this contract:

- Promote awareness of, access to, and use of biomedical information resources for health professionals and the public, with a particular emphasis on contributing to the Healthy People 2010 goal of eliminating health disparities.
- Develop, promote, and improve electronic access to health information by Network members, health professionals, and organizations providing health information to the public.
- Develop collaborations among Network members and other organizations to improve access to and sharing of biomedical information resources throughout the nation.
- Develop tools and conduct evaluation activities to understand how the products and services of the NN/LM and NLM contribute to improved access to health information by health professionals, and the public.

Advocacy

The priority of this project area was to support Network members in being able to advocate for themselves. This included support for applying for outside funding, promoting resources, and bringing the message of the value of librarians when talking to decision makers in exhibit halls.

In order to increase the number of successful proposals generated by Network members, the RML offered consultations on project planning, evaluation, and review of proposals. Consultations occurred in meetings with individuals, with project teams, and during the “Grant Writing for \$ucce\$\$” workshops. The RML promoted its consultation service through its normal communication channels (newsletter, listserv, blogs, web site), at the MCMLA annual meeting, during a “Breezing Along with the RML” broadcast, and at a Utah Health Sciences Consortium meeting.

Indicator: Liaisons will have consulted with 6 Network members on project planning and evaluation.

This indicator was met. Liaisons assisted 6 Network members in hospital and academic institutions to develop projects, strategic plans, and surveys.

Indicator: There will be an annual increase of 1 proposal, which receives consults from RML staff, funded by NLM.

This indicator was not met. MCR staff consulted on one proposal that was submitted to NLM. The proposal was not funded.

Indicator: The number of proposals funded by NLM, NN/LM, and other sources will increase by 5 each year.

Although the RML offered no subcontracts this year, this indicator was partially met. Two proposals for projects that the RML helped facilitate were funded by the Nebraska Library Commission.

Indicator: There will be an annual increase of 3 proposals submitted from class participants.

This indicator was not met. “Grant Writing for \$ucce\$\$” was offered at the end of the year. It was too soon to determine whether participants used their new skills to submit proposals.

The RML carried out a number of activities to support health sciences librarians and libraries within their institutions to address the goal of a library improvement program for hospitals that have an MLS librarian providing library services. The Missouri/Library Advocacy Liaison, Barb Jones, chaired the MCMLA Library Advocacy Task Force, a collaborative initiative between the RML and the MLA chapter. The task force generated and distributed a survey to assess the status of hospital libraries in the region. Ms. Jones is also a member of a committee planning a study to demonstrate the value of health sciences libraries. They have begun working on core survey questions to be distributed to librarians working as informationists. Workshops and presentations were offered in the region to increase the capacity of Network members to advocate for themselves within their institutions.

Indicator: Attendance at the MCMLA 2006 advocacy class will include at least 15 librarians.

This indicator was not met. Due to poor registration, “Measuring Your Impact” was cancelled as a CE for MCMLA 2006. However, the workshop was offered in St. Louis, Missouri and attended by 12 members. “Thinking Like an MBA” was offered as a distance CE, and Keith Cogdill presented “Measuring and Communicating the Value of Library and Information Services” as a “Breezing Along with the RML” session. The combined total regional audience (80) of these offerings reached more than the 15 librarians of our indicator.

Indicator: Library managers will self report increased knowledge of RML programs and opportunities.

Two librarians in Missouri reported that they have increased their knowledge of RML programs and opportunities.

Indicator: Identify appropriate journals for articles and come up with a plan to approach them for submitting articles for publication.

This indicator was partially met. A list of journals that are read by hospital decision makers and their submission information has been compiled for all states except Utah and Wyoming.

Indicator: Liaisons will exhibit at 3 meetings attended by hospital decision makers per year.

This indicator was not met. The RML intended to exhibit at meetings where they could address hospital administrators and other hospital decision makers. Due to the decrease in the budget, this was one of the activities that were eliminated from our plan.

the ARS to improve reports and facilitate adding activity data. The system was revised to better connect activities with the logic model. When filing an activity report, liaisons start by selecting the appropriate goal (broad) and working through to the indicator (granular). This assures that every activity reported is associated with part of the logic model. In the past, reports were produced that had outlying activities that were not affiliated with the logic model.

Indicator: Reports from the ARS describe activities that contribute to improved access.

This indicator was met. Meeting our indicators describes how the RML contributes to improved access to health information in the region.

Indicator: NDI data is used in planning programs.

This indicator was met. The Network Data Inventory (NDI) results and the focus group results were exhaustively discussed and used to determine future programming.

Indicator: Analysis is done on collected data and the results are shared with NLM, NN/LM, and Network members and used to inform future RML programming in the region.

This indicator was met. Reports from the Network Data Inventory and focus groups were sent to NLM, posted on the MCR web site, and reviewed in "Breezing Along with the RML" sessions.

Indicator: 85% of all individuals responding to questionnaires, participating in focus groups, completing class evaluations and/or evaluating products provide data about preferences, needs, and uses of health care information.

This indicator was not met. Questions were not asked to elicit this information.

Assessment and Evaluation

The Assessment and Evaluation area encompasses three goals for the RML program. The first is that we develop a mechanism for evaluating regional programs; the second is that the Regional Advisory Board, representing the diversity of the region, is effective; and the third is that we recommend ways of improving health professional and consumer access to information.

RML staff document activities into the activity reporting system (ARS), linking the activity to project logic models. Through this system we are able to track the indicators of accomplishments. Betsy Kelly, Assessment and Evaluation Liaison, continued to refine

Indicator: Recommendations for improving access to information are posted to every RML communications tool at least twice a year.

This indicator was met. Recommendations were published in more than one communication medium more than once. For example, Network members looking to improve their skills received a brochure at MCMLA; they could access a list of these training sessions from our web site, or read about it in the weekly RML News.

The RML used board members to build technology capacity in the region. All board members were sent a camera and headset and liaisons assisted members in installing free software to participate in VoIP and videoconferencing sessions. Board members were oriented to the NN/LM and the MCR programs in two sessions using Adobe Acrobat Connect Professional. Those who were not able to attend a live session viewed a recording. Members were queried and responded that this is effective way to learn about the organization.

The Regional Advisory Board met three times during the year. Two of the meetings were held electronically, but not very successfully, using Festoon. The third was an in-person meeting held in Salt Lake City, Utah. Experiences of board member's involvement in emergency planning within their own organizations or communities predominated the board meetings. Former board members alerted the RML that they would like to be a more active board. To accomplish this, indicators were established to increase the opportunities that board members had to contribute to programming by increasing contact with RML staff.

Indicator: Regional Advisory Board appointments are publicized.

This indicator was met. The membership of the board is available on the MCR web site and published in Plains to Peaks Post.

Indicator: Each Advisory Board member will either make at least one suggestion or provide advice once a year to the RML or will facilitate RML contact with their constituent group as recorded in minutes or ARS.

This indicator was met either during a board meeting or in separate meetings with an RML liaison. Board member, Ira Combs, enabled continuous showing of "Following the Clues" on the main stage at the Black Family Wellness Conference. This video includes a segment where the main character obtains assistance from the librarian who searches MedlinePlus.

Indicator: Each liaison will have at least 4 contacts (email, visits, phone calls, or videoconference), concerning RML work per year, recorded in the ARS, with board members in addition to the annual meeting.

This indicator was met. Some of the Advisory Board members participated in work groups resulting in many more contacts with liaisons.

Indicator: Visit by RML staff to board member institutions when in the neighborhood.

This indicator was met. Liaisons met with board members who reside in the same state.

Indicator: Each Board member uses videoconferencing equipment to participate in at least 3 meetings.

This indicator was met. Board members participated in two orientation sessions, two board meetings, workgroup meetings, and one-on-one meetings with liaisons using videoconferencing equipment.

Community Outreach

The RML works to promote services and resources among community organizations through contacts made in the exhibit hall and through their listservs. Training is still a challenge. The majority of the Native American outreach is done through Tribal Connections Four Corners (TC4C), since two of the participating libraries are in our region and staff are members of TC4C work groups. Outreach continues with representatives who work with other tribes in Nebraska and Wyoming. The RML continues to support two Resource Libraries with their collaborative outreach.

Indicator: Two Network members will submit records to the Effective Practices Collection.

This indicator was partially met. Working with the TC4C Needs Assessment Work Group, an effective practice on "Assessing the information needs of health care providers in rural areas" was submitted. (http://nationalserviceresources.org/epicenter/practices/index.php?ep_action=view&ep_id=1235)

Indicator: Network members will provide 6 trainings a year to health care providers who work with underserved populations, who are in public health departments, or who work with HIV/AIDS patients.

This indicator was partially met. A partnership between Creighton Health Sciences Library and the Omaha Urban AHEC resulted in training offered to South Omaha clinic staff at the Creighton HSL by library staff and Siobhan Champ-Blackwell, Community Outreach Liaison. Susan Center, Librarian for the Missouri AHEC, and Ms. Jones partnered in training health professionals in rural Missouri on the MAHEC Digital Library and NLM resources.

Indicator: 6 train-the-trainer sessions will be offered at CBOs in the region.

This indicator was partially met. Training was held at the Salvation Army (Omaha, Nebraska), the Ozark Tri-County Health Care Consortium (Neosho, Missouri), and the Moab Hispanic Health Fair (Moab, Utah). Scheduling training for staff at CBOs has been a challenge. Liaisons have participated in planning meetings, exhibited, and presented at conferences in an effort to promote the benefits of RML training.

Indicator: Liaisons exhibit, present, or publish in CBO venues at least once in each state.

This indicator was met. All state liaisons exhibited at meetings attended by those who work for community based organizations. In addition, an article was published in the Nebraska Medical Association journal on cultural competence and liaisons were on the program at Cambio de Colores in Kansas City.

Indicator: MCR contact information along with product and service information will be provided to 12 new CBOs per 5-year contract.

This indicator for the contract was met in our first year. Without much effort the RML made contact with new community based organizations and provided them with information on our resources and services. The RML introduced itself to 17 organizations in year 1.

Indicator: Liaisons make presentations and visits to those serving American Indian Tribes with whom we have an existing relationship.

This indicator was met. Liaisons have established relationships with tribal librarians and health care providers in Nebraska and Wyoming. Contacts were maintained through visits, emails, and phone calls to representatives of the Omaha, Winnebago, and Wind River Tribes. Mary Henning, Wyoming Liaison, presented an overview on NLM resources to staff at the Ft. Washakie Health Center (Wyoming) and Ms. Champ-Blackwell attended "Red Rage" training (Nebraska).

Indicator: One inner city clinic staff member will be considered for the Regional Advisory Board each year.

This indicator was met. Ira Combs from the University of Nebraska Medical Associates North Omaha Clinic is a member of the board.

Indicator: 2 Resource Libraries form working partnerships with CBOs.

This indicator was met. Our expectation in year 1 was that the planning for a long term project would take place. J. Otto Lottes Health Sciences Library spent time in meetings and phone calls with various MCR staff to outline their project and identify support we could provide. The Washington University Becker Medical Library began project planning with various departments on campus. A consumer health librarian was hired in the spring to work on this partnership project. Resources from the MCRML have been compiled, and a collaboration web page is almost ready for publication.

Consumer Health

The goal for the Consumer Health project is to increase public awareness of and access to high quality electronic health information. Staff work primarily with public librarians and health professionals to achieve this goal. At meetings, presentations, and exhibits, state liaisons promoted NLM's consumer health resources. The RML exhibited at all state library association meetings. At the end of the year, Marty Magee, Nebraska/ Education Liaison, produced a CD, "So You have a Medical Question," directed at public librarians. It will be distributed at local library association meetings next year. Information Rx is being promoted at health care provider meetings to inform them of MedlinePlus and Network libraries as a reliable resource for their patients.

Three (Nebraska, Utah, and Wyoming) of the region's Go Locals are being maintained. Missouri's Community Connections was notified that they would lose state funding next year. Deb Ward, Director of the J. Otto Lottes Health Sciences Library, and Ms. Jones are looking for organizations and/or funding to support Go Local for Missouri. Go Local Missouri was the second Go Local for the nation. Nebraska Go Local received additional funding from the Nebraska Library Commission to promote Go Local and train librarians to use it.

Indicator: Resource Library web sites have links to MedlinePlus.

This indicator was met. All Resource Libraries in the region promote MedlinePlus from their web sites.

Indicator: All state library web pages will have links to NLM resources such as Go Local and the Public Library Community Partnership web site.

This indicator was met. All state library web pages have links to MedlinePlus.

Indicator: Consumer health libraries listed on MedlinePlus will increase.

This indicator was met. Eight public libraries were added to the list on MedlinePlus' "Find a Library."

Indicator: At least 6 partnerships, per contract, will be formed, one in each state.

This indicator was not met. This has been a difficult indicator to meet. The focus of this effort is to encourage partnerships between public library Network members and community organizations. Through funding by the Nebraska Library Commission two partnerships, facilitated by the RML, promoted improved access to consumer health information.

Indicator: At least four clinical sites (or physicians), in the region will participate in the Information Rx project.

This indicator was more than met. We know from NLM that at least 24 clinical sites or health care providers have ordered prescription pads to participate in the Information Rx project.

Indicator: Members will report increased expertise in PubMed or MedlinePlus usage.

This indicator was not met. Members were not assessed about whether activities of the RML increased their expertise in these two resources.

Indicator: All six states will be participating in Go Local.

This indicator was not met. The Colorado and Kansas Liaisons continue their efforts to find organizations that are willing to share responsibility for a statewide Go Local.

Education

The emphasis of the Education program is to assure the opportunity for professional development for all Network members. The RML continues to employ technology in order to relay information about resources and services and improve the skills of our Network members. “Breezing Along with the RML” was used to keep Network members current on what the RML was doing, but also to inform them about new technologies, resources available from our web site, and services that we could provide.

During “Databases on Display” and mini-sessions in the MCMLA exhibit hall, liaisons provided demonstrations of NLM resources that members had indicated a lack of familiarity with in the Network Data Inventory. New workshops, “Thinking Like an MBA” and on Web 2.0 technologies, were developed and successfully taught. In the second quarter we

began tracking the effectiveness of our informative sessions. A distance education tri-fold, aimed at helping librarians improve skills without leaving their offices, was developed and distributed at MCMLA. Laptops were networked to the Internet in Colorado and Utah to offer hands on training where a computer lab was unavailable.

Indicator: Multiple print resources about RML services and health information resources for special populations are distributed in the region.

This indicator was met. Multiple brochures and articles were created and promoted through different venues for minority populations and rural populations.

Indicator: 50% of members surveyed on the NDI indicate increased knowledge due to our communication mechanisms.

This indicator was not met. The Network Data Inventory is not scheduled until year 3. The RML did use our communication mechanisms to keep members up-to-date.

Indicator: Network members and librarians will have taken a class to develop a tutorial.

This indicator was not met. Ms. Magee presented a “Breezing Along with the RML” session on Moodle to introduce members to this course management tool, but no class was taught on developing tutorials.

Indicator: Usage of netLibrary will increase by 50%.

This indicator was partially met. Our baseline was 250. Ms. Magee promoted netLibrary through regular items in the RML News and distributed a brochure describing the collection. Usage increased by over 20% with 328 books borrowed this year. Our goal was to circulate 375 books.

Indicator: 50% of attendees to training sessions indicate an increase in knowledge.

This indicator was partially met. Evaluation was not done for all training sessions. When participants did have the opportunity to evaluate training, more than 50% indicated that the objectives had been met, increasing their knowledge of the topic.

Indicator: 10 unique IPs are recorded in counts taken from the MCR Tutorials web page.

This indicator was not met. The RML could not get a list of IPs for hits to the MCR Tutorials web page. (<http://nml.gov/mcr/education/online.html>)

Indicator: At least one presentation per month will be added to the NTCC and the MCR web site.

This indicator was partially met. RML staff added 2 workshops and 3 brochures to the NTCC. All presentations using Adobe Acrobat Connect Professional were recorded and are available from the MCR web site.

Indicator: Liaisons will report higher usage of materials from NTCC, rather than original development of presentations.

This indicator was met. Half of the liaisons reported that they based their presentations on materials from the NTCC, rather than starting from scratch.

Indicator: Each Resource Library hosts at least one training of the NTCC.

This indicator was met. Training was held at Eccles Health Sciences Library and at Bernard Becker Medical Library this year. The RML has scheduled training at Resource Libraries for the remainder of the contract in conjunction with the MCMLA annual meeting.

Indicator: Efforts to incorporate informatics are initiated with 2 additional academic public health programs.

This indicator was partially met. Ms. Magee and other librarians at McGoogan Library of Medicine met with the School of Public Health faculty at the University of Nebraska to discuss incorporating informatics and what to include in the curriculum.

Network Membership

Several priorities were addressed by the Network Membership program this year; the renewal of members and the incorporation of Network members into the RML infrastructure. We hoped to renew all members in the region, but when we found that it required individual contact, we decided to concentrate on full members during the first year and follow up with Affiliate members in year 2. We worked to involve Network members in the RML infrastructure. Members were represented on the Advisory Board and work groups, and Resource Library staff assisted with outreach. We continue to monitor document delivery statistics to assure that all health care providers are getting access to basic services.

Indicator: 100% of Network members are contacted yearly to ensure that institutional records are updated.

This indicator was met. As part of the Network member renewal, members were emailed, list-served, and if that didn't work, phoned; to update their institutional record in DOCLINE.

Indicator: NLM reports indicate that all Resource Libraries meet the fill rate standard.

This indicator was met. The average fill rate for Resource Libraries was 78%.

Indicator: The number of libraries included on the "Serial Holdings Not Updated in the Last Year" report will decrease by 10% yearly.

This indicator was not met. Within the year the number of libraries who did not update their serial holdings in DOCLINE remained at 69.

Indicator: 25% of eligible libraries from the Potential Member List will become either full or Affiliate members.

This indicator was not met. The RML concentrated its efforts in renewing members and will undertake recruitment in another year.

Indicator: Full Network membership does not decrease in the region.

This indicator was not met. The Network membership renewal was carried out. Our membership dropped from 195 to 166. Nine libraries closed, 4 members moved to Affiliate status, and 16 members did not renew.

Indicator: NLM reports indicate that 75% of member libraries meet NLM document delivery standards.

This indicator was not met. We learned that NLM does not produce a report for this information. We will be revising this indicator next year.

Indicator: 5 libraries not using electronic delivery methods at the beginning of each year will be using electronic delivery methods at the end of the year.

This indicator was more than met. 19 additional libraries indicate in DOCLINE that they provide electronic document delivery.

Indicator: OARF records show that at least one staff member from each Resource Library is involved in an outreach activity.

This indicator was partially met. OARF records were submitted for 3 of the 8 Resource Libraries.

Indicator: The number of unaffiliated Loansome Doc users registered with Resource Libraries in the region increases annually by 5%.

This indicator was more than met. The RML presumes that most unaffiliated health care professionals would use Resource Libraries as their Loansome Doc provider. Increased registration of Loansome Doc users at Resource Libraries would thus be representative of the rest of the region. The base number at the beginning of the year for unaffiliated Loansome Doc users was 2,180. This number increased to 2,559 a 17.4% increase.

Indicator: At least one continuity of service agreement is established in each state.

This indicator was not met. The continuity of service project intends to support solo librarians who want to take time away from the library for workshops, conferences etc. Implementing this project is taking longer than expected. Not all Network members believe that this is a worthwhile activity. We have introduced the project to the region and recruited an advisory group from among those who see the advantage of the service.

Indicator: Network members will serve on the Regional Advisory Board and on work groups for NN/LM member and outreach programs.

This indicator was met. Two Resource Library directors and six librarians from full and Affiliate facilities were on the Regional Advisory Board. Network members served on work groups for the MCMLA Advocacy Task Force, Regional Licensing Consortium Advisory Group, the Technology Work Group, and the Community Outreach Work Group. In this way we actively involve members in the NN/LM infrastructure and outreach programs.

The following indicators were to be determined from the results of the Network Data Inventory to be conducted next year. They were not met:

Indicator: 75% of members surveyed on the NDI indicate increased knowledge due to Plains to Peaks Post articles, RML news, and other listserv postings.

Indicator: Health sciences librarians in the region report that RML programs support their work to improve the transfer of health care and biomedical information within their institutions.

State Outreach

The State Outreach project collects activities that do not fit in another single project area, but instead cut across many project areas. We have exhibited extensively throughout the region and have been on the program, either as speakers or poster presenters, at many of the local meetings. We continue to work on rural and public health outreach by offering training sessions to these special populations.

Indicator: Put information into ARS and count number of new listservs joined.

This indicator was met for Utah and Colorado. In these two states, liaisons receive and send out messages on listservs for libraries, public health, and multi-cultural organizations. All liaisons continue to communicate in other ways with local library organizations, public health agencies, and community based organizations.

Indicator: Network members report the MCR web site is useful for training.

This indicator was not met. Members were not queried for feedback and no member volunteered this information.

Indicator: 1 article based on an RML or NLM funded project will be published in a peer-reviewed journal or one poster/paper will be presented at a workshop or conference.

This indicator was met. A needs assessment study funded in 2004 was published in the JMLA.

Perley CM, Gentry CA, Fleming AS, Sen KM. Conducting a user-centered information needs assessment: the Via Christi Libraries' experience. J Med Libr Assoc. [Internet] 2007 Apr [cited 2007 Jul 23] 95(2): 173-181, e54-e55.

Available from:

<http://www.pubmedcentral.nih.gov/picr/ender.fcgi?artid=1852625&blobtype=pdf>

Indicator: NLM and other funded projects are publicized in RML publications.

This indicator was partially met. As projects are completed in the region, principal investigators are invited to write articles for the Plains to Peaks Post in order to share their accomplishments and lessons learned. There has been a backlog of projects to be reported on from the last contract. This backlog is almost finished.

Indicator: One training session will be conducted in each state on resources pertinent to rural populations with 80% reporting training was useful.

This indicator was partially met. Training was offered in each state. It is not known whether the 80% grade was met because evaluation forms were not distributed at every session.

Indicator: 6 training sessions will be conducted on public health resources with 80% reporting training was useful.

This indicator was almost met. Five training sessions were given to public health nurses, public administration health policies students, multicultural health staff, health educators, and division heads. Most sessions met the indicator of 80% of the participants finding the training useful.

Indicator: States will have a process in place to manage access to electronic public health information.

This indicator was not met.

Indicator: The MCR will be on the program of at least one national meeting and one state meeting each year.

This indicator was met. Ms. Champ-Blackwell, presented a poster, "Patient Education for Diverse Populations: Development, Evaluation & Dissemination" at Quality Health Care for Culturally Diverse Populations sponsored by the U.S. Department of Health and Human Services in October 2006. She was instrumental in organizing a panel presentation, "Reaching Your Community with Health Information" at the annual meeting for CTCNet - Community Technology Centers Network held in July 2006.

Liaisons presented posters, lectures, or training at state library association and health provider annual meetings in each of our states.

The MCR did not fund any projects this year, so the following indicators were not met:

Indicator: 100% of RML funded outreach projects are submitted to the Effective Practices Databases.

Indicator: Project reports are reviewed and approved by liaisons.

Technology

The RML worked hard at learning and distributing information on new technologies to improve communication and improve access to health information in the region.

By the end of the year, Adobe Acrobat Connect Professional was no longer considered a new technology for experimentation, but a normal tool to be

used for meetings and training; and incorporated into the RML's operations. Communication on the use of new technologies was regularly distributed through the RML News and "Breezing Along with the RML." We started offering workshops via desktop videoconferencing and Moodle. PIGs have been installed and tested at three of our Resource Libraries and we are prepared to offer our first workshop over this technology. Due to personnel issues, the RML did not accomplish as much in this project area as had been expected.

Indicator: At least 3 podcasts or other new technology based events are offered to members.

This indicator was partially met. A video interview of Ms. Champ-Blackwell using Gizmo was produced by the Digital Divide Network. (<http://www.archive.org/details/siobahnchampblackwellrosetime>)

Ms. Champ-Blackwell recorded an interview with Joy Voltz from Creighton University about community outreach. (<http://nmlm.gov/mcr/services/podcasts/podcasts.html>)

Indicator: At least 3 videobroadcast events per year are provided by the RML and/or Network members.

This indicator was met. The RML produced 15 video sessions including the monthly "Breezing Along with the RML," two overviews called "Databases on Display," and two training sessions "Introduction to Blogs and Wikis." All but one of the sessions used Adobe Acrobat Connect Professional. One of the sessions used Skype/Festoon.

Indicator: Each liaison uses alternative forms of technology to communicate with members at least once per quarter.

This indicator was met. Liaisons used alternative communication technologies with their work group members, with their Regional Advisory Board members, and in some cases when participating in MCMLA committee meetings.

Indicator: 75% of class participants indicate increased knowledge about technologies.

This indicator was met. The following information technology classes were taught this year:

*“Navigating the Network Jungle”
“RSS: The New Table of Contents Service”
“Introduction to Blogs and Wikis”*

All participants indicated an increase in knowledge in their evaluation.

Indicator: Technology liaisons' efforts will contribute to an increase in connectivity of at least one institution per state over the contract period.

This indicator was met. The Technology Coordinator worked with the librarian, IT, and administration at Shriners' Hospital in Salt Lake City, Utah to be able to do videoconferencing outside of the hospital's firewall. Installation was completed as the year ended.

Indicator: Recommendations for using technology are posted to every RML communications tool at least twice a year.

This indicator was met. Recommendations have been posted on the RML News and presented in “Breezing Along with the RML.”

Indicator: 5% of class participants rate the Access Grid as an effective means of conducting a class.

This indicator was not met. This indicator was written for Access Grid presentations jointly sponsored by the Pacific Southwest, South Central, and MidContinental RMLs. In the final budget negotiations, all but the MidContinental Region eliminated this activity from their annual plan. No classes were held inter-regionally.

Indicator: Each Resource Library with an Access Grid is a participating site for at least one event using the Access Grid.

Installation and successful calibration of the PIGs took longer than expected. By the end of the year, all sites had clear audio/video and the ability to share PowerPoint slides. Scheduling of the rooms in the Resource Libraries where PIGs were installed proved more difficult than expected. The first class using Access Grid technology will be held next year.

The following indicators were not met because surveys to assess the technology portion of our program were not developed.

Indicator: 75% of members responding to periodic web surveys indicate increased knowledge due to reading the web site.

Indicator: 75% of members surveyed on the NDI indicate increased knowledge due to Plains to Peaks Post articles, RML news, and other listserv postings.

Indicator: 50% of Network members surveyed indicate that they have adopted at least one new showcased technology per year.

Indicator: 75% of members that complete survey indicate that they have increased knowledge of Open Access/Scholarly Publishing.

Indicator: Technology liaisons will consult with at least 6 organizations to help them develop a connectivity plan and find funds from other sources.

Indicator: There will be an increase in resources identified and added to the NLM Directory of History of Medicine Collections or another publicly accessible database.

Network Infrastructure

Table 1: Annual Infrastructure Data

	Current year	Previous year
Network members – full	166	195
Network members – affiliate	259	223
Libraries providing services to unaffiliated health professionals	109 (66%)	109 (56%)
Libraries providing services to public users	119 (72%)	119 (61%)
Average fill rate for Resource Libraries	78%	78%

Regional Emergency Preparedness Planning

Ms. Hamasu attended the emergency preparedness meeting organized by OERC and held at UCLA. Ms. Hamasu volunteered the MCR to come up with a communication mechanism for librarians and others to share recommendations about responding to an emergency, personal information about who was where, their well-being, and links to resources that would be helpful to health care providers.

Emergency planning was on the agenda for two Regional Advisory Board meetings. The RML assessed the experience of board members with emergency planning and documented their current involvement with emergency planning for their organizations and communities. Members contributed ideas on roles for Network members and the RML to assist in times of emergencies.

Identifying Unique and Historical Collections

No activity was taken to address this initiative. The RML is waiting for direction from NLM as stated in the RFP.

E-licensing

The Regional Licensing Advisory Board met regularly throughout the year under the leadership of Mr. Bramble. ACP Pier was renewed and a contract with DynaMed was signed at the end of the year.

Indicator: 10% cost savings for members.
We met this indicator. Members renewing ACP Pier received a savings of 59%.

Indicator: 20 additional MCR Network members will license e-resources through the MCR Regional Licensing Consortium; OR 33% of MCR Network members will license e-resources through the MCR Regional Licensing Consortium.

We expected at least 20 additional MCR Network members to license e-resources through the MCR Regional Licensing Consortium. This indicator was not met. Sixteen members offer access to ACP Pier through the consortium.

Indicator: At least 7 Network members will use resources provided by the RML to negotiate effective e-license agreements.

This indicator was not met. The RML added "Tips for Negotiating Electronic Licensing" MLA webcast and workbook to our lending library but it was not borrowed.

Indicator: Members report that products purchased through the consortia are valuable to their users.

The RML had planned to survey participants on their consortia licensing experience but ran out of time. We did not meet our indicator.

Indicator: 50 Network members from other regions will participate in the multi-regional buying consortium or libraries from the MCR and at least one other region will license e-resources through a multi-regional buying consortium.

This indicator was not met. We had planned to begin a multi-regional buying consortium. We were not ready to extend the consortium to other regions since processes were still being tested for the MCR regional consortium. The Pacific Southwest and Pacific Northwest RMLs are ready to collaborate on a multi-region consortium as soon as we have policies and procedures ready for consideration.

EFTS

RML liaisons promoted EFTS in visits to Network members, at the Utah Health Sciences Library Consortium meeting, and arranged for marketing materials to be distributed at the 2006 Midcontinental Chapter of the Medical Library Association meeting.

Indicator: The number of libraries participating in EFTS will increase by 23 per year.

This indicator was not met. We had expected that promotion would increase participation by 23. We did not meet this indicator. EFTS participation from this region increased from 389 to 391.

Indicator: Three librarians from the MCR will participate as members of the EFTS advisory group.

This indicator was met. One RML staff member and two Network members serve as members of the EFTS advisory group. They are Pat Meeves, Creighton University Health Sciences Library/Learning Center; Richard E. Kammer, Olathe Medical Center Health Sciences Library; and John Bramble, MCRML.

Outreach

- Major (\geq \$15,000) projects funded in contract year: 7
- National exhibits conducted by RML: 10
- National exhibits conducted by subcontractors: 0
- Regional/state/local exhibits conducted by RML: 26
- Regional/state/local exhibits conducted by subcontractors: 0
- Courses developed/updated by RML staff
 - Thinking Like an MBA - Ms. Magee
 - Grant Writing for \$ucce\$\$ - Ms. Hamasu
 - Navigating the Network Jungle - Ms. Dennis
 - RSS: The New Table of Contents Service - Ms. Dennis
 - Introduction to Blogs and Wikis - Ms. Dennis

Table 2: Site Visits

Date	Last name of RML staff responsible	Institution	Location (city, state)	Topics addressed
5/16/2006	Champ-Blackwell, Magee	Omaha Urban AHEC	Omaha, NE	<ul style="list-style-type: none"> – Review of NLM resources – Brainstorming on project ideas – Document delivery options
6/7/2006	Henning	Teton County Public Library	Jackson Hole, WY	<ul style="list-style-type: none"> – Lunch and Learn consumer information class – Spoke to various staff members and briefly demonstrated MedlinePlus
6/10/2006	Abbey	Aims Community College Library	Greeley, CO	<ul style="list-style-type: none"> – Hands-on session on PubMed and MedlinePlus – Evaluating health information sites – The reference staff noted that they do receive a good number of requests for consumer health information and will utilize MedlinePlus. – Network membership
6/14/2006	Jones	VA Hospital Library	Poplar Bluff, MO	<ul style="list-style-type: none"> – Visit with new librarian – MedlinePlus, PubMed, DOCLINE – Marketing the library – VA system issues

Date	Last name of RML staff responsible	Institution	Location (city, state)	Topics addressed
6/26/2006	Jones	CoxHealth	Springfield, MO	<ul style="list-style-type: none"> - Developing a hospital archives program. They have many interesting things in the archives including mosaics and wall panels, as well as antique medical instruments, photographs, etc. - Concern about residents getting the library support they need - MCR Regional Licensing Consortium and the MAHEC Digital Library
6/27/2006	Jones	Freeman Regional Medical Center	Joplin, MO	<ul style="list-style-type: none"> - Visit with new librarian - Advocacy - Electronic Resources - MLA & MCMLA membership
7/10/2006	Magee	Great Plains Regional Medical Center	North Platte, NE	<ul style="list-style-type: none"> - NN/LM and membership - MLA and CAPHIS - Following the Clues, CHIRS, and Go Local - MedlinePlus and magazine - Training volunteers - CD Search Strategies
7/11/2006	Magee	Regional West Medical Center	Scottsbluff, NE	<ul style="list-style-type: none"> - New resources on MedlinePlus and PubMed - EFTS
7/12/2006	Magee	Scottsbluff Public Library	Scottsbluff, NE	<ul style="list-style-type: none"> - Current NLM resources, specifically MedlinePlus
7/12/2006	Magee	Gering Public Library	Gering, NE	<ul style="list-style-type: none"> - Current NLM resources
7/14/2006	Magee	Neleigh Public Library	Neleigh, NE	<ul style="list-style-type: none"> - Use of MedlinePlus materials
8/1/2006	Magee	Scottsbluff AHEC	Scottsbluff, NE	<ul style="list-style-type: none"> - Review NLM resources
8/1/2006	Magee	Great Plains Regional Medical Center	North Platte, NE	<ul style="list-style-type: none"> - Review of plans for a Consumer Health Library - Suggested several resources: MedlinePlus, CAPHIS, Following the Clues, CHIRS, MedlinePlus magazine, training of volunteers, CD Search Strategies, etc.
8/1/2006	Magee	Panhandle Library System	Scottsbluff, NE	<ul style="list-style-type: none"> - Review NLM resources - Suggested various technological options for presenting at a meeting, perhaps via distance, for Panhandle librarians.
8/11/2006	Abbey	Community Hospital Library	Grand Junction, CO	<ul style="list-style-type: none"> - Tour of the library - LactMed demonstration - Enhancements to MedlinePlus - Western Slope CCHILL group
8/11/2006	Abbey	St. Mary's Hospital Munro Library	Grand Junction, CO	<ul style="list-style-type: none"> - Tour of the library and the consumer health collection - Western Slope CCHILL group - LactMed - Updates to MedlinePlus
8/18/2006	Magee	Parker Public Library	Parker, NE	<ul style="list-style-type: none"> - Discussed the physical layout of the consumer health resources at library and came up with a floor plan that will provide better access to consumer health materials - Affiliate membership - Review of enhancements to MedlinePlus - LactMed and DailyMed

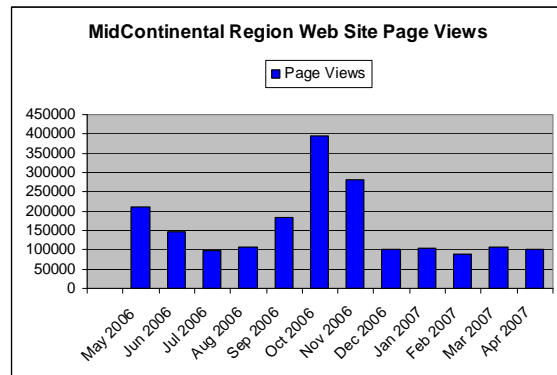
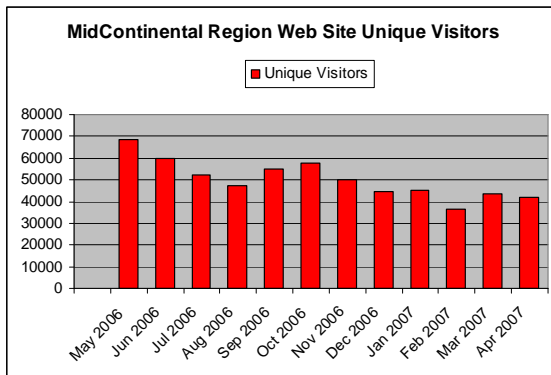
Date	Last name of RML staff responsible	Institution	Location (city, state)	Topics addressed
8/24/2006	Dennis	Shriner's Hospital	Salt Lake City, UT	<ul style="list-style-type: none"> - Meeting to determine needs for the under connected subsidy - Met with a representative from the Information Technology department to determine the feasibility of adding a computer outside the firewall
9/12-14/2006	Henning	Carbon County Library System	Elk Mountain, Medicine Bow, Encampment, & Saratoga, WY	<ul style="list-style-type: none"> - Visits to 4 branch managers at a cluster of public library branches in rural Carbon County - Library tours - Questions about the populations the libraries serve - Hands on tour of NLM resources (Wyoming Go Local, MedlinePlus, Toxtown, NIH Senior Health) - Carbon County Library's initiative to bring DSL and wireless service to its rural branches using a combination of Gates funding and library foundation dollars
10/31/2006	Jones	Cooper County Memorial Hospital	Booneville, MO	<ul style="list-style-type: none"> - Visited with hospital administrator - Introduced NN/LM
11/7/2006	Jones	Hannibal Regional Hospital	Hannibal, MO	<ul style="list-style-type: none"> - Visit with new librarian (a secretary in the department) - Interested in participating in DOCLINE, and are working to increase collection to the required 25 active serials - Will be working with them as needed to learn DOCLINE and to learn how to run an effective program
11/8/2006	Henning	Wind River Tribal College	Lander, WY	<ul style="list-style-type: none"> - MedlinePlus updates - The librarian posts items of interest from MedlinePlus for students and staff at the college - Left information about Toxnet, Toxtown, Household Products database, and other NLM products
11/8/2006	Jones	Pike County Memorial Hospital	Louisiana, MO	<ul style="list-style-type: none"> - Visited with the medical records director, who was very interested in the range of services offered between NLM and the MAHEC Digital Library - Currently has a small library which has very few up to date resources, but has a fascinating historical collection including some books from the 1800s
11/9/2006	Henning	Indian Health Services - Wind River Indian Reservation	Ft. Washakie, WY	<ul style="list-style-type: none"> - Presentation at November staff in-service on NLM resources - Spoke with the Systems administrator who asked how to add a link to MedlinePlus for their intranet
11/16/2006	Magee	Nemaha County Hospital	Auburn, NE	<ul style="list-style-type: none"> - Spoke to HR person about MedlinePlus, NN/LM Membership, CHIRS, and Go Local Nebraska as well as Distance Education Resources
11/16/2006	Magee	Lydia Braun Wood Library	Falls City, NE	<ul style="list-style-type: none"> - MedlinePlus, NN/LM Membership, CHIRS, and Go Local Nebraska as well as Distance Education Resources

Date	Last name of RML staff responsible	Institution	Location (city, state)	Topics addressed
11/16/2006	Magee	Community Medical Center	Falls City, NE	– MedlinePlus, NN/LM Membership, CHIRS, and Go Local Nebraska as well as Distance Education Resources
11/16/2006	Magee	Auburn Memorial Library	Auburn, NE	– MedlinePlus, NN/LM Membership, CHIRS, and Go Local Nebraska as well as Distance Education Resources
11/16/2006	Magee	Morton James Public Library	Nebraska City, NE	– MedlinePlus, NN/LM Membership, CHIRS, and Go Local Nebraska as well as Distance Education Resources
11/16/2006	Magee	St. Mary's Hospital	Nebraska City, NE	– MedlinePlus, Membership, CHIRS, Go Local Nebraska, & Distance Education Resources
1/10/2007	Abbey	Louisville Public Library	Louisville, CO	– Hands-on class on MedlinePlus – Affiliate membership
1/16/2007	Jones	Fulton State Mental Hospital	Fulton, MO	– Caring for the Mind class – Tour of the facility – Discussed membership in the Network - Don't quite have the 25 required serials, but collection is unique enough to be well worth including
1/17/2007	Jones	Callaway Community Hospital	Fulton, MO	– NLM resources and the MAHEC Digital Library – Future training for the medical staff and nurses – Affiliate membership
1/17/2007	Abbey	Englewood Public Library	Englewood, CO	– Hands-on class on MedlinePlus – Affiliate membership
1/17/2007	Jones	Audrain County Memorial Hospital	Mexico, MO	– NLM resources and the MAHEC Digital Library
1/23/2007	Jones	Des Peres Hospital	St. Louis, MO	– Encourage membership in MCMLA – DOCLINE, EFTS – Marketing/Advocacy
1/23/2007	Jones	Missouri Institute of Mental Health Library	St. Louis, MO	– Introduction to new librarian, current librarian will be retiring – Future outreach program
1/30/2007	Jones	St. Joseph Health Center	St. Charles, MO	– Function and responsibilities of the Network – In-depth tour of the MCR web site – MCR Regional Licensing Consortium
2/21/2007	Jones	Nevada Medical Clinic	Nevada, MO	– Visit with physician – MAHEC Digital Library
2/21/2007	Jones	Butler Public Library	Butler, MO	– NN/LM, MedlinePlus, other resources – Affiliate membership
2/21/2007	Jones	Cedar County Memorial Hospital	El Dorado Springs, MO	– Introduced NLM Resources
2/26/2007	Champ-Blackwell	Little Priest Tribal College Library, Winnebago Public Library	Winnebago, NE	– Discussion on an upcoming health fair, Tribal Librarians Conference in Montana, and possible visit by Loriene Roy during Joint meeting this fall
2/27/2007	Peay, Hamasu	Denison Memorial Library	Denver, CO	– Meeting with library director – Update on the new library building
2/28/2007	Magee	Keen Memorial Public Library	Fremont, NE	– Affiliate membership – Consumer Health library listing on MedlinePlus

Date	Last name of RML staff responsible	Institution	Location (city, state)	Topics addressed
3/2/2007	Magee	Good Samaritan Consumer Health Library	Kearney, NE	<ul style="list-style-type: none"> - Reviewed MedlinePlus, Go Local, PubMed, distance education resources, netLibrary, and membership - Consumer Health Library listing on MedlinePlus - Updating DOCLINE records
3/6/2007	Magee	Madonna Rehabilitation Hospital	Lincoln, NE	<ul style="list-style-type: none"> - Toured library - MedlinePlus, PubMed - Suggested ICON involvement
3/26/2007	Abbey	Community Hospital Medical Library	Grand Junction, CO	<ul style="list-style-type: none"> - NLM's consumer health databases - Construction of the new community hospital and library
3/28/2007	Magee	Keene Public Library	Fremont, NE	<ul style="list-style-type: none"> - Advocacy - Networking - Distributed CD "So you have a Medical Question"
3/29/2007	Magee	Fremont Area Medical Center	Fremont, NE	<ul style="list-style-type: none"> - Membership - NTCC, NTCC trainings - NLM Distance Education
4/4-5/2007	Peay, Hamasu	McGoogan Library, Creighton Health Sciences Library	Omaha, NE	<ul style="list-style-type: none"> - Tours of Libraries - Questions arose about the forecasting the primary technologies to be on the look out for, What was being added to Utah's institutional repository, Follow up on the 24-7 reference collaboration
4/19/2007	Abbey	USAF Academy Hospital Library	Colorado Springs, CO	<ul style="list-style-type: none"> - Discussion of closures of Air Force libraries
4/19/2007	Peay, Hamasu	Dykes Library	Kansas City, KS	<ul style="list-style-type: none"> - Meeting of the Kansas Biomedical Librarians to introduce their new liaison and to re-energize the group (they had not been meeting for the last year) - Tour of the renovated library
4/26/2007	Bramble	Dixie Regional Medical Center	St. George, UT	<ul style="list-style-type: none"> - Tour of library - Utahealthnet and NLM promotional materials
4/26/2007	Bramble	Fillmore Public Library	Fillmore, UT	<ul style="list-style-type: none"> - Meeting with library director - NLM promotional materials - Promoted training services from the Eccles Library and the RML
4/26/2007	Bramble	Beaver Public Library	Beaver, UT	<ul style="list-style-type: none"> - Meeting with library director - NLM promotional materials - Promoted training services from the Eccles Library and the RML
4/26/2007	Bramble	Parowan City Library	Parowan, UT	<ul style="list-style-type: none"> - Meeting with library director - NLM promotional materials - Promoted training services from the Eccles Library and the RML
4/26/2007	Bramble	Cedar City Library	Cedar City, UT	<ul style="list-style-type: none"> - Meeting with library director - NLM promotional materials - Promoted training services from the Eccles Library and the RML
4/26/2007	Bramble	Washington County Main Branch Library	St. George, UT	<ul style="list-style-type: none"> - Meeting with library director - NLM promotional materials - Promoted training services from the Eccles Library and the RML

Web Site Use

Month	Unique Visitors	Page Views
May 2006	68,354	211,407
Jun 2006	59,848	147,083
Jul 2006	52,483	97,821
Aug 2006	47,492	105,796
Sep 2006	54,845	183,929
Oct 2006	57,779	394,481
Nov 2006	49,989	280,719
Dec 2006	44,715	102,372
Jan 2007	44,913	104,526
Feb 2007	36,199	89,734
Mar 2007	43,394	108,531
Apr 2007	41,978	100,965



Attachments

Attachment 1

Tabular Report of OARF Activity Data for Contract Year: RML Staff Activities

Outreach Activities Conducted by MCR RML Staff

RML Contract Year (May 1 - Apr 30) , 2006-2007

Generated: Friday, June 29, 2007

100 Total Outreach Activities

The following information is based on outreach reports of training activities.

Activities Summary

Total number of estimated participants:	1309 participants
Average number of participants:	13.09 per activity
Average length:	1.98 hours
Under 1 hour:	15 activities (15.00%)
Between 1 and 2 hours:	67 activities (67.00%)
Over 2 hours:	18 activities (18.00%)
Hands-on practice:	59 activities (59.00%)
Conducted remotely:	9 activities (9.00%)
Offering continuing education:	21 activities (21.00%)
Significant number of minorities:	15 activities (15.00%)

Type(s) of Organization(s) Involved in Activities

Health sciences library:	100 activities (100.00%)
Public library:	19 activities (19.00%)
Government agency:	24 activities (24.00%)
Hospital:	33 activities (33.00%)
Clinical/Health care:	15 activities (15.00%)
Academic Institution:	99 activities (99.00%)
Community-Based:	18 activities (18.00%)
Faith-Based:	9 activities (9.00%)
Public Health Agency:	22 activities (22.00%)
Other:	21 activities (21.00%)

Session Content

PubMed:	40 activities (40.00%)
MedlinePlus:	74 activities (74.00%)
ClinicalTrials.gov:	15 activities (15.00%)
NCBI:	1 activity (1.00%)
NLM Gateway:	15 activities (15.00%)
TOXNET:	23 activities (23.00%)
Other technology content:	51 activities (51.00%)
Other, non-technology content:	29 activities (29.00%)

Significant Minority Population Present

(>=50% of participants)

African American:	3 activities (3.00%)
Alaska Native:	0 activities (0.00%)
Asian and Pacific Islander:	2 activities (2.00%)
Hispanic:	14 activities (14.00%)
Native American:	2 activities (2.00%)

883 Participants Completed Participant Information Sheets

The following information is based on Participant Information (PI) sheets collected during training activities.

Participants Summary

Activities at which PI sheet collected:	77.0%
Health care or service providers:	373 participants (42.24%)
Health science library staff members:	219 participants (24.80%)
Public Health worker:	69 participants (7.81%)
Public/Other library staff members:	142 participants (16.08%)
Members of general public:	81 participants (9.17%)



Attachment 2

Tabular Report of OARF Activity Data for Contract Year: Subcontractor Activities

Outreach Activities Conducted by MCR Subcontractors

RML Contract Year (May 1 - Apr 30) , 2006-2007

Generated: Friday, June 29, 2007

6 Total Outreach Activities

The following information is based on outreach reports of training activities.

Activities Summary

Total number of estimated participants:	37 participants
Average number of participants:	6.17 per activity
Average length:	0.79 hours
Under 1 hour:	5 activities (83.33%)
Between 1 and 2 hours:	1 activity (16.67%)
Over 2 hours:	0 activities
Hands-on practice:	6 activities (100.00%)
Conducted remotely:	0 activities
Offering continuing education:	0 activities
Significant number of minorities:	1 activity (16.67%)

Session Content

PubMed:	2 activities (33.33%)
MedlinePlus:	6 activities (100.00%)
ClinicalTrials.gov:	0 activities (0.00%)
NCBI:	0 activities (0.00%)
NLM Gateway:	0 activities (0.00%)
TOXNET:	0 activities (0.00%)
Other technology content:	1 activity (16.67%)
Other, non-technology content:	0 activities (0.00%)

Significant Minority Population Present

(>=50% of participants)

African American:	0 activities (0.00%)
Alaska Native:	0 activities (0.00%)
Asian and Pacific Islander:	0 activities (0.00%)
Hispanic:	1 activity (16.67%)
Native American:	0 activities (0.00%)

Type(s) of Organization(s) Involved in Activities

Health sciences library:	6 activities (100.00%)
Public library:	0 activities
Government agency:	0 activities
Hospital:	0 activities
Clinical/Health care:	0 activities
Academic Institution:	6 activities (100.00%)
Community-Based:	0 activities
Faith-Based:	1 activity (16.67%)
Public Health Agency:	0 activities
Other:	0 activities

37 Participants Completed Participant Information Sheets

The following information is based on Participant Information (PI) sheets collected during training activities.

Participants Summary

Activities at which PI sheet collected:	100.0%
Health care or service providers:	2 participants (5.41%)
Health science library staff members:	0 participants
Public Health worker:	0 participants
Public/Other library staff members:	0 participants
Members of general public:	35 participants (94.59%)



Outreach Activities Report Resource Library: Creighton University Health Sciences Library
2006-2011 - Project

RML Contract Year (May 1 - Apr 30) , 2006-2007

Generated: Wednesday, June 20, 2007

1 Total Outreach Activities

The following information is based on outreach reports of training activities.

Activities Summary

Total number of estimated participants:	2 participants	
Average number of participants:	2 per activity	
Average length:	1 hour	
Under 1 hour:	0 activities	
Between 1 and 2 hours:	1 activity	(100.00%)
Over 2 hours:	0 activities	
Hands-on practice:	1 activity	(100.00%)
Conducted remotely:	0 activities	
Offering continuing education:	0 activities	
Significant number of minorities:	1 activity	(100.00%)

Type(s) of Organization(s) Involved in Activities

Health sciences library:	1 activity	(100.00%)
Public library:	0 activities	
Government agency:	0 activities	
Hospital:	0 activities	
Clinical/Health care:	0 activities	
Academic Institution:	1 activity	(100.00%)
Community-Based:	0 activities	
Faith-Based:	1 activity	(100.00%)
Public Health Agency:	0 activities	
Other:	0 activities	

Session Content

PubMed:	0 activities	(0.00%)
MedlinePlus:	1 activity	(100.00%)
ClinicalTrials.gov:	0 activities	(0.00%)
NCBI:	0 activities	(0.00%)
NLM Gateway:	0 activities	(0.00%)
TOXNET:	0 activities	(0.00%)
Other technology content:	1 activity	(100.00%)
Other, non-technology content:	0 activities	(0.00%)

Significant Minority Population Present

(>=50% of participants)

African American:	0 activities	(0.00%)
Alaska Native:	0 activities	(0.00%)
Asian and Pacific Islander:	0 activities	(0.00%)
Hispanic:	1 activity	(100.00%)
Native American:	0 activities	(0.00%)

2 Participants Completed Participant Information Sheets

The following information is based on Participant Information (PI) sheets collected during training activities.

Participants Summary

Activities at which PI sheet collected:	100.0%	
Health care or service providers:	2 participants	(100.00%)
Health science library staff members:	0 participants	
Public Health worker:	0 participants	
Public/Other library staff members:	0 participants	
Members of general public:	0 participants	



Outreach Activities Report Resource Library: Bernard Becker Medical Library 2006-2011 - Project

RML Contract Year (May 1 - Apr 30) , 2006-2007

Generated: Wednesday, June 20, 2007

5 Total Outreach Activities

The following information is based on outreach reports of training activities.

Activities Summary

Total number of estimated participants:	35 participants
Average number of participants:	7 per activity
Average length:	0.75 hours
Under 1 hour:	5 activities (100.00%)
Between 1 and 2 hours:	0 activities
Over 2 hours:	0 activities
Hands-on practice:	5 activities (100.00%)
Conducted remotely:	0 activities
Offering continuing education:	0 activities
Significant number of minorities:	0 activities

Session Content

PubMed:	2 activities (40.00%)
MedlinePlus:	5 activities (100.00%)
ClinicalTrials.gov:	0 activities (0.00%)
NCBI:	0 activities (0.00%)
NLM Gateway:	0 activities (0.00%)
TOXNET:	0 activities (0.00%)
Other technology content:	0 activities (0.00%)
Other, non-technology content:	0 activities (0.00%)

Significant Minority Population Present

($\geq 50\%$ of participants)

African American:	0 activities (0.00%)
Alaska Native:	0 activities (0.00%)
Asian and Pacific Islander:	0 activities (0.00%)
Hispanic:	0 activities (0.00%)
Native American:	0 activities (0.00%)

Type(s) of Organization(s) Involved in Activities

Health sciences library:	5 activities (100.00%)
Public library:	0 activities
Government agency:	0 activities
Hospital:	0 activities
Clinical/Health care:	0 activities
Academic Institution:	5 activities (100.00%)
Community-Based:	0 activities
Faith-Based:	0 activities
Public Health Agency:	0 activities
Other:	0 activities

35 Participants Completed Participant Information Sheets

The following information is based on Participant Information (PI) sheets collected during training activities.

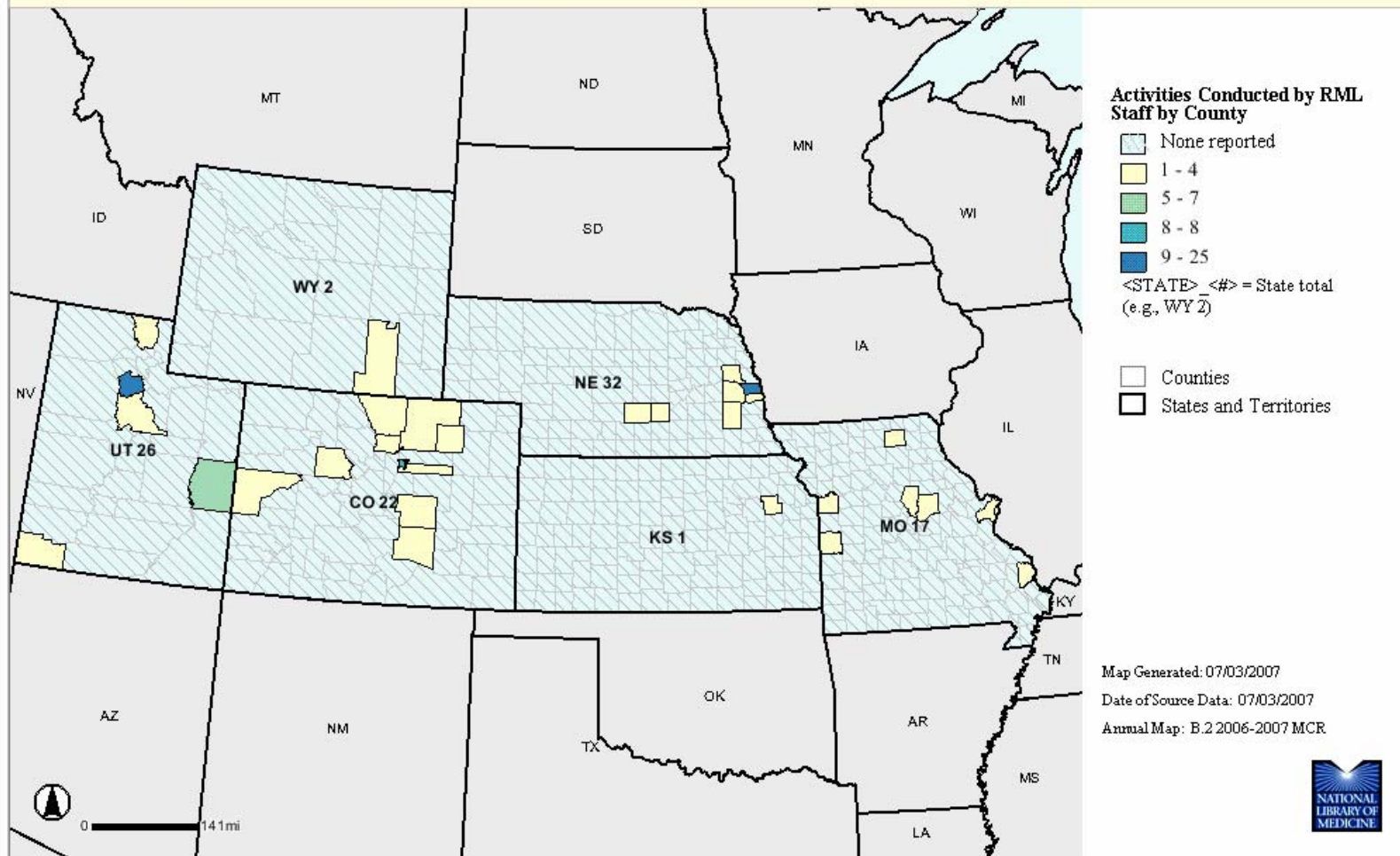
Participants Summary

Activities at which PI sheet collected:	100.0%
Health care or service providers:	0 participants
Health science library staff members:	0 participants
Public Health worker:	0 participants
Public/Other library staff members:	0 participants
Members of general public:	35 participants (100.00%)

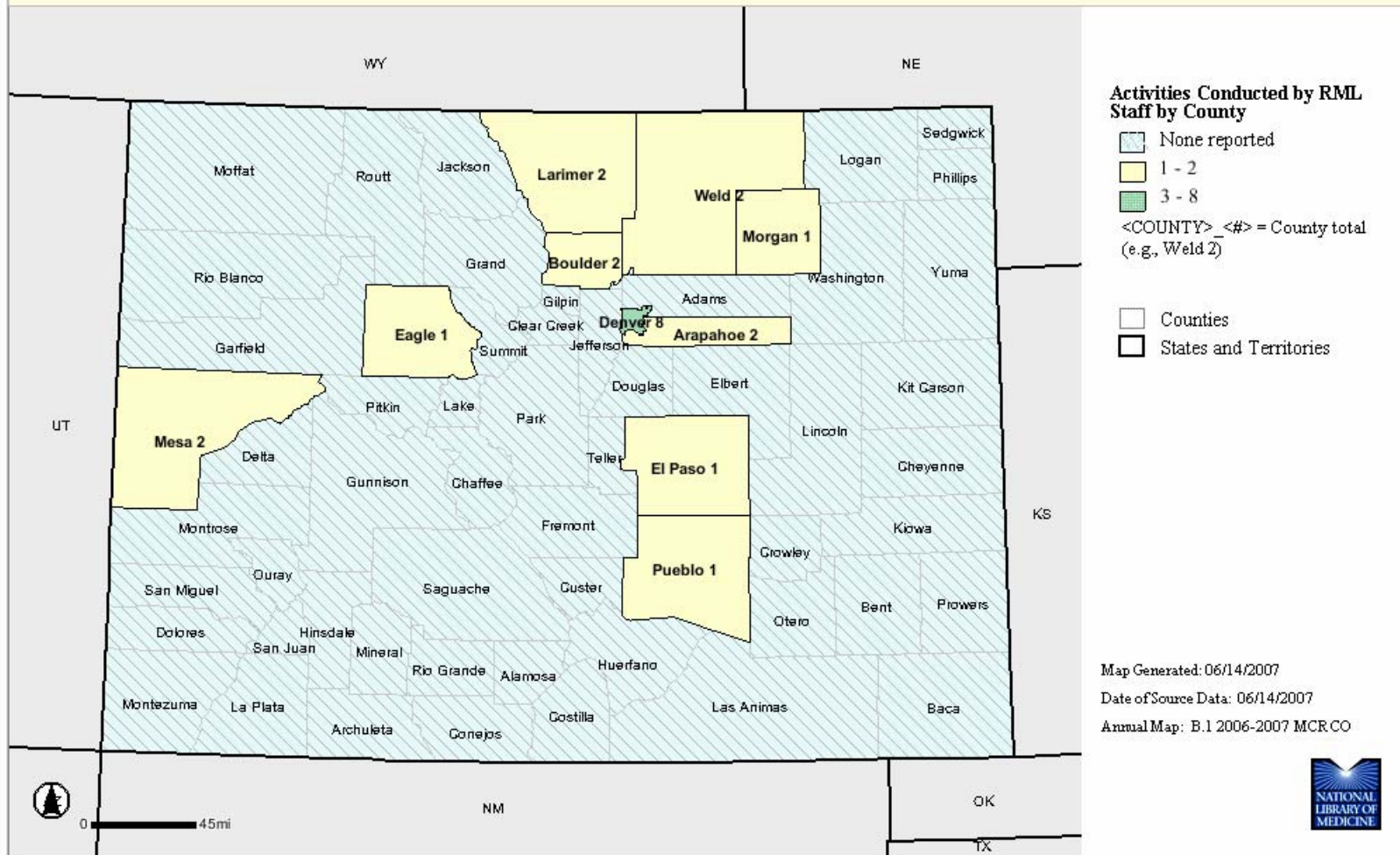


Attachment 3
Region Map:
RML Staff Outreach Activities

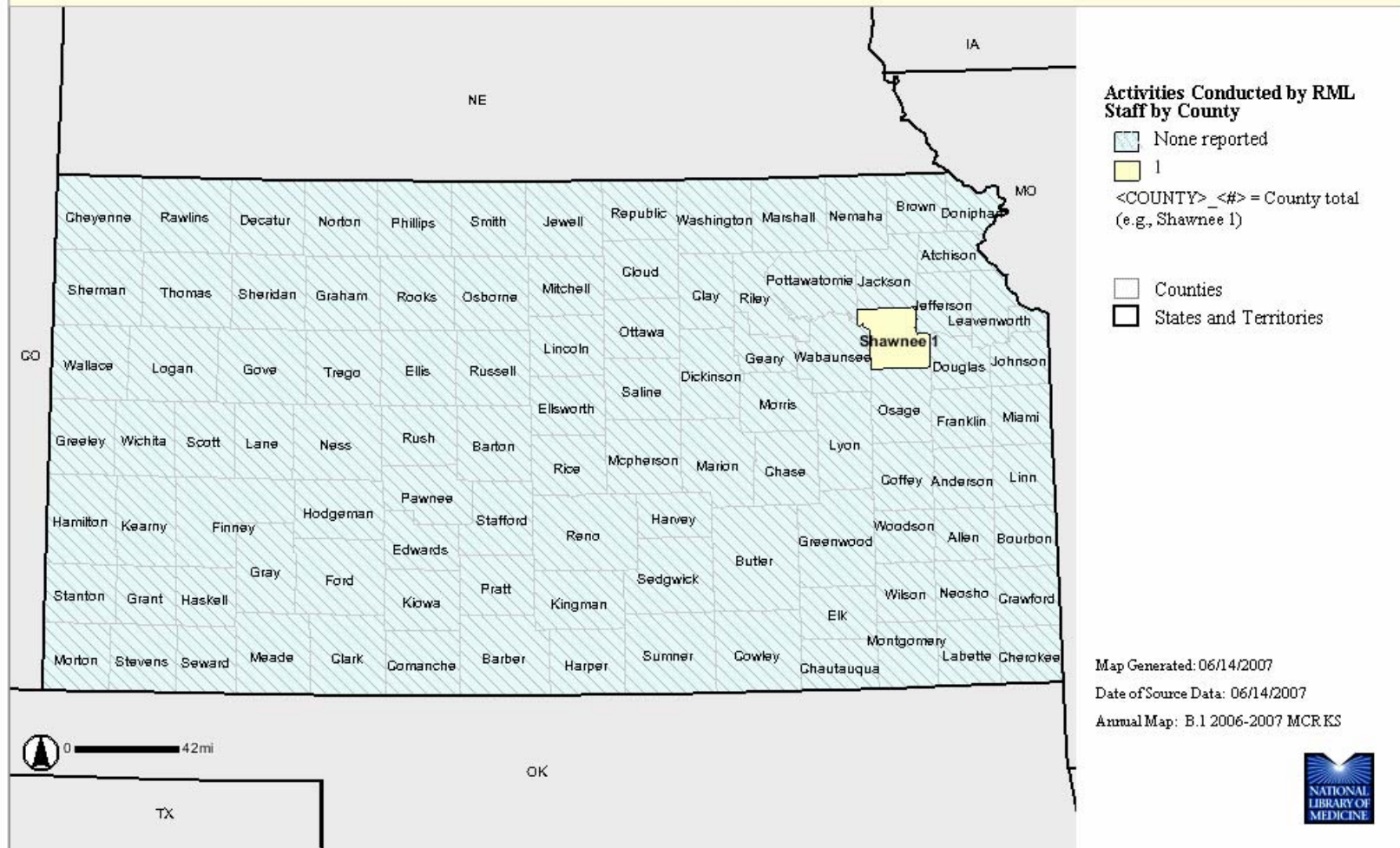
MidContinental Region
Outreach Activity Sessions Conducted by MCR RML Staff
May 1, 2006 - April 30, 2007
Total = 100



Colorado
Outreach Activity Sessions Conducted by MCR RML Staff
May 1, 2006 - April 30, 2007
Total = 22



Kansas
Outreach Activity Sessions Conducted by MCR RML Staff
May 1, 2006 - April 30, 2007
Total = 1

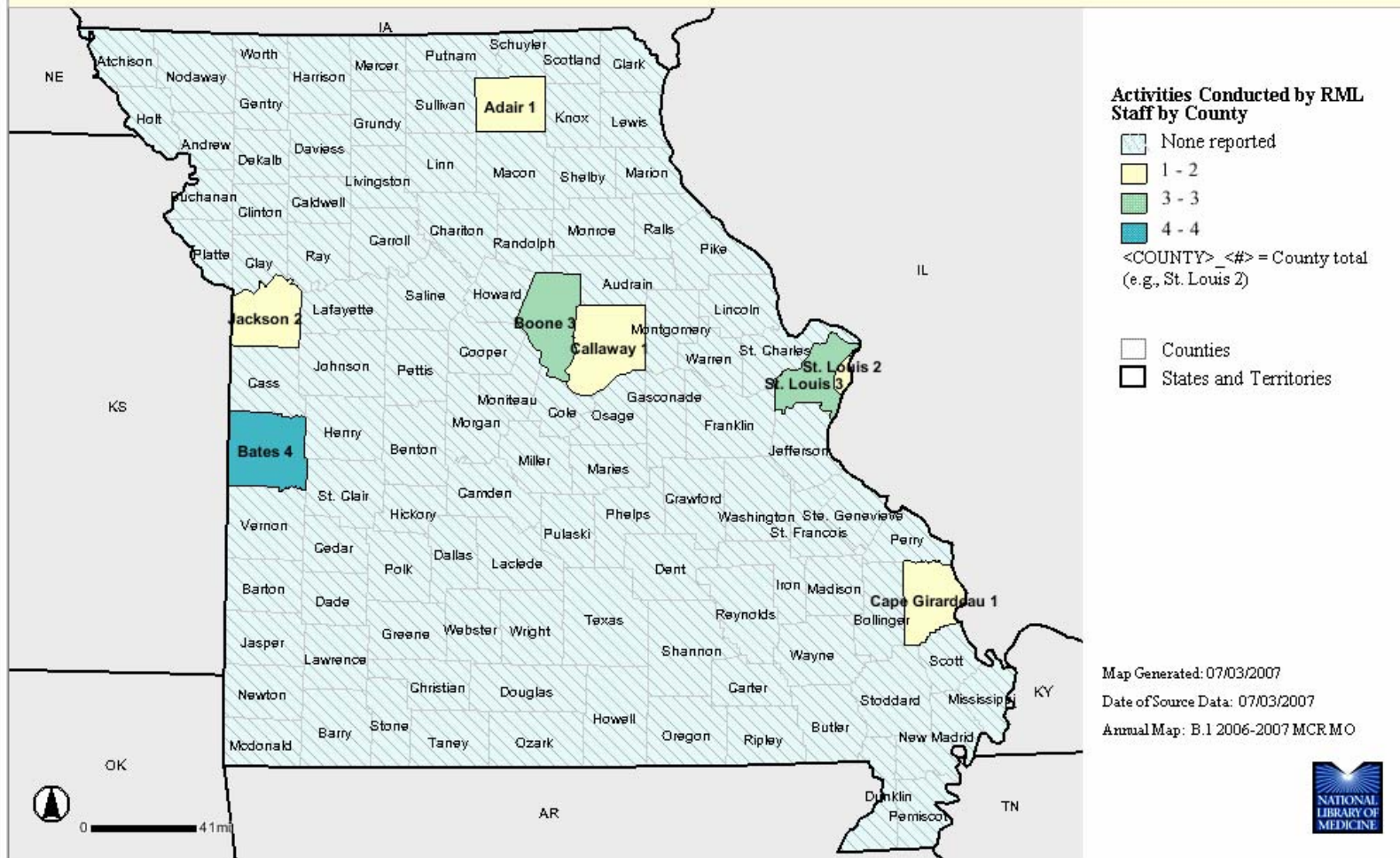


Missouri

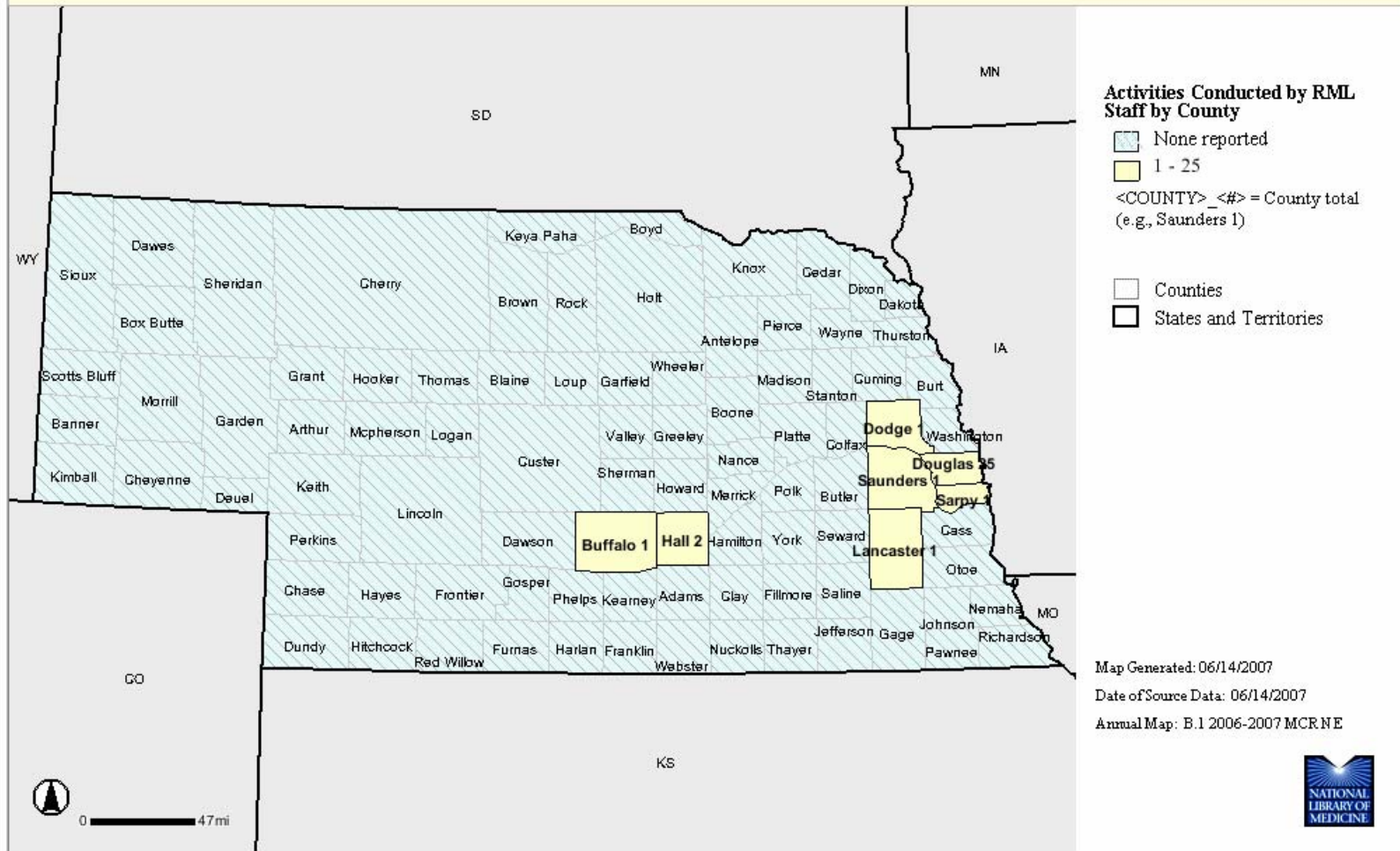
Outreach Activity Sessions Conducted by MCR RML Staff

May 1, 2006 - April 30, 2007

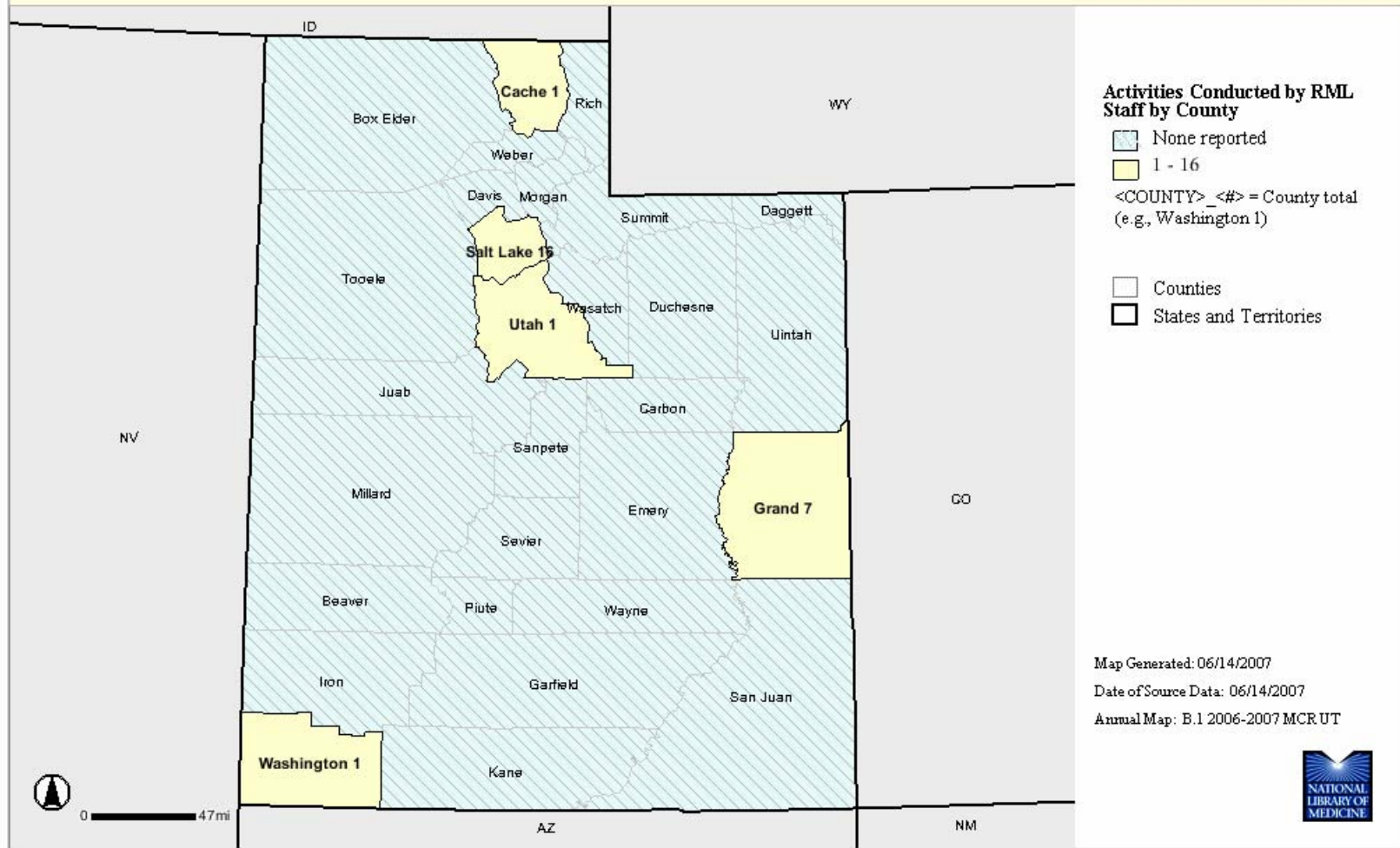
Total = 17



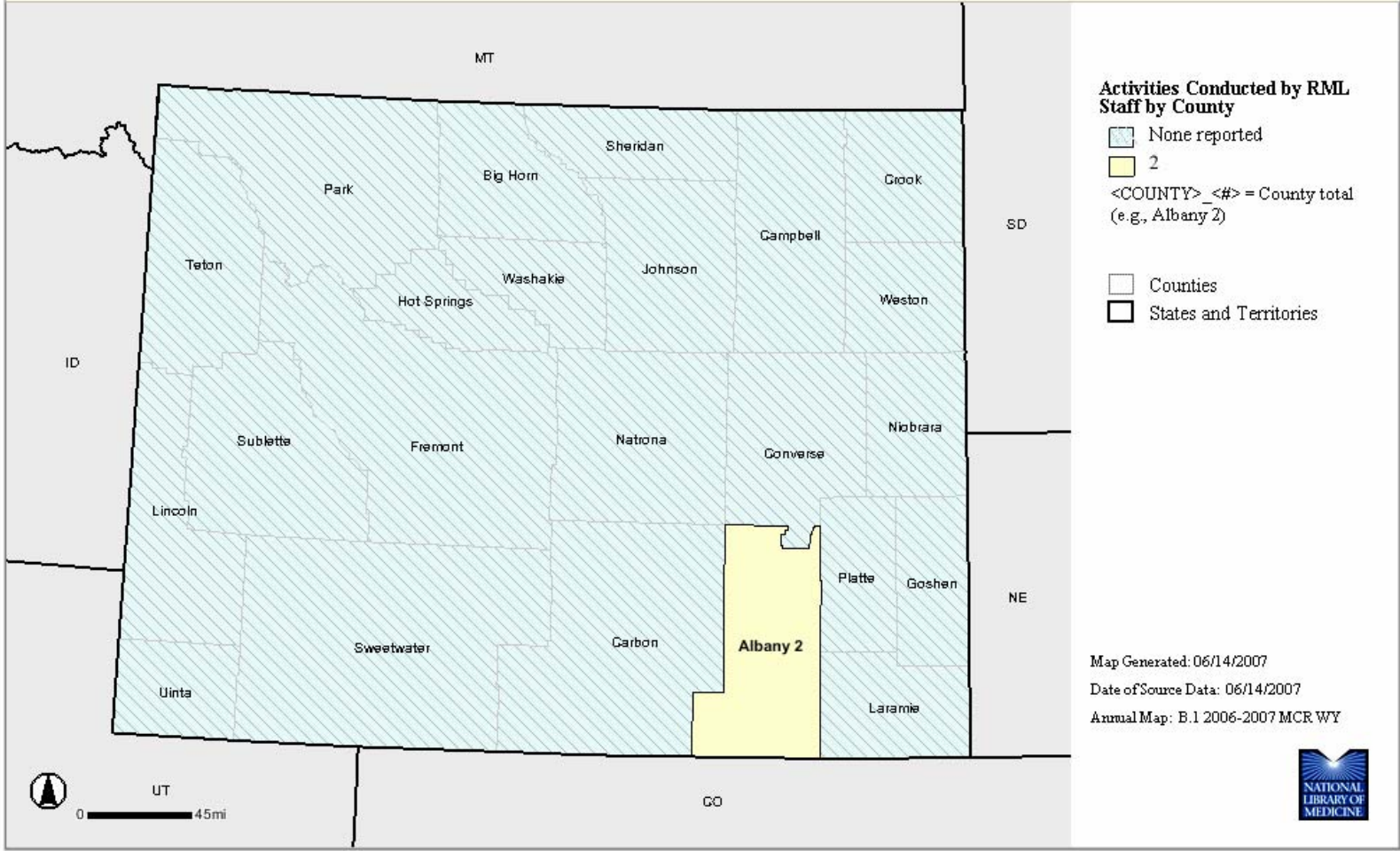
Nebraska
Outreach Activity Sessions Conducted by MCR RML Staff
May 1, 2006 - April 30, 2007
Total = 32



Utah
Outreach Activity Sessions Conducted by MCR RML Staff
May 1, 2006 - April 30, 2007
Total = 26

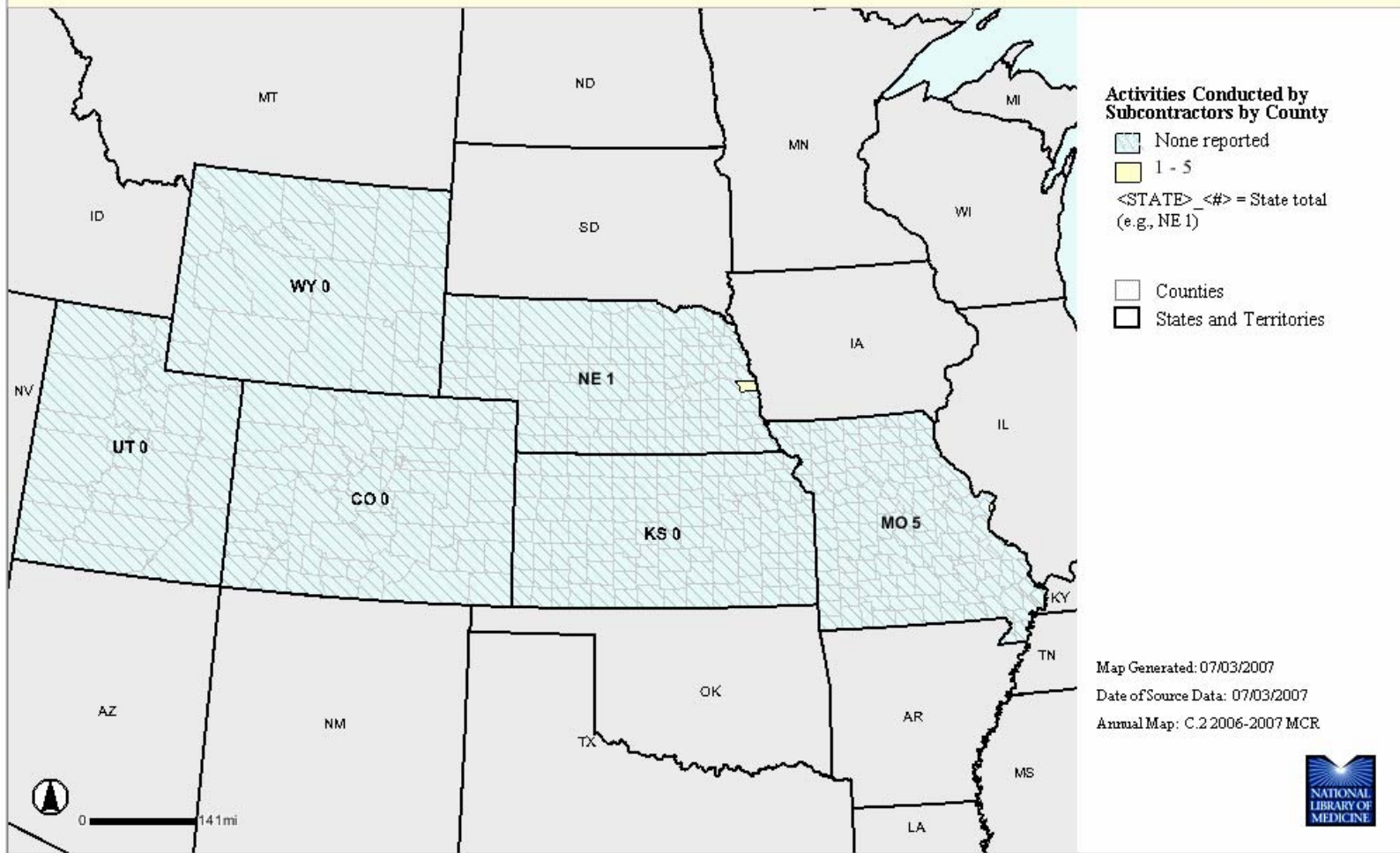


Wyoming
Outreach Activity Sessions Conducted by MCR RML Staff
May 1, 2006 - April 30, 2007
Total = 2

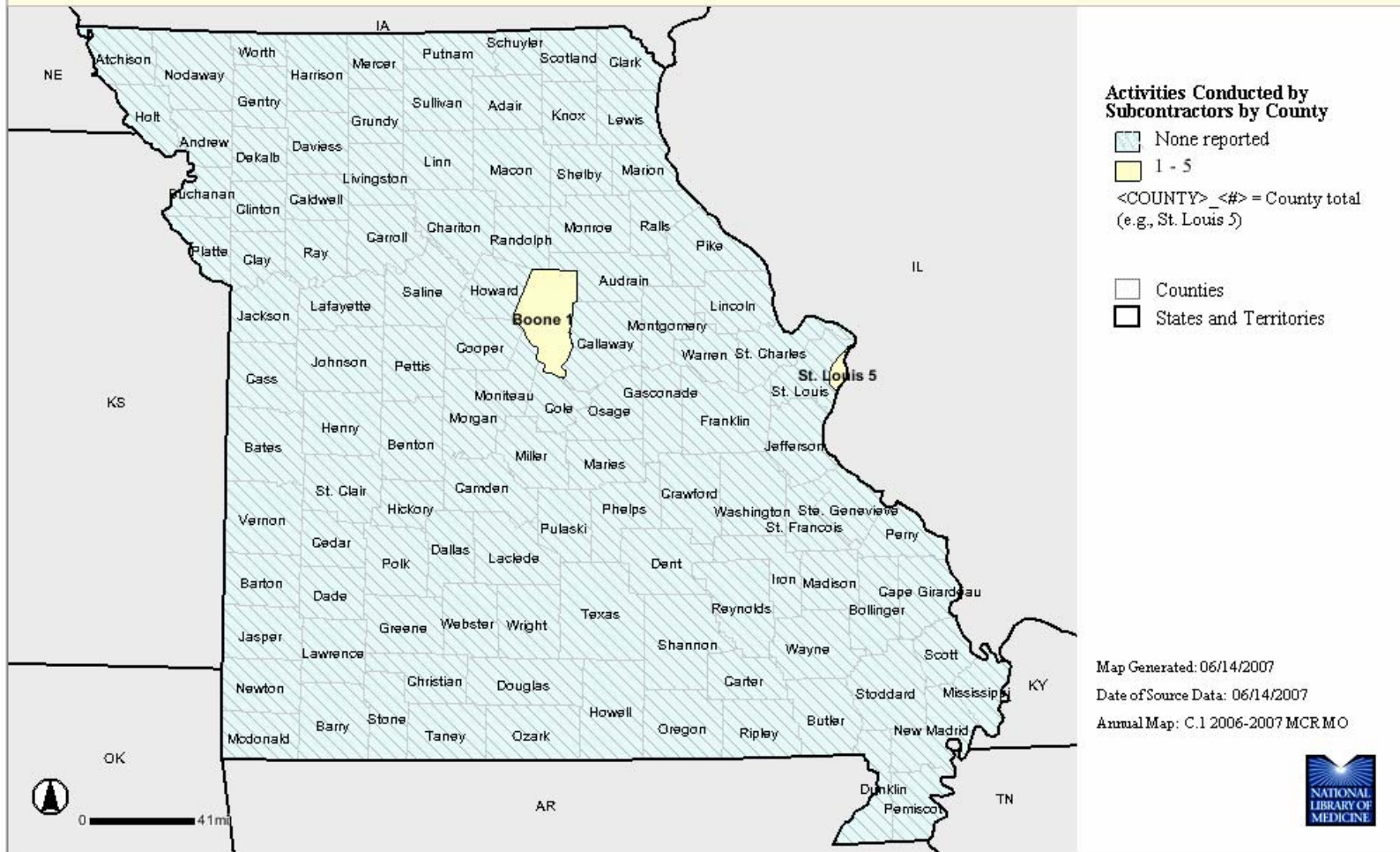


Attachment 4
Region Map:
Subcontracted Outreach Activities

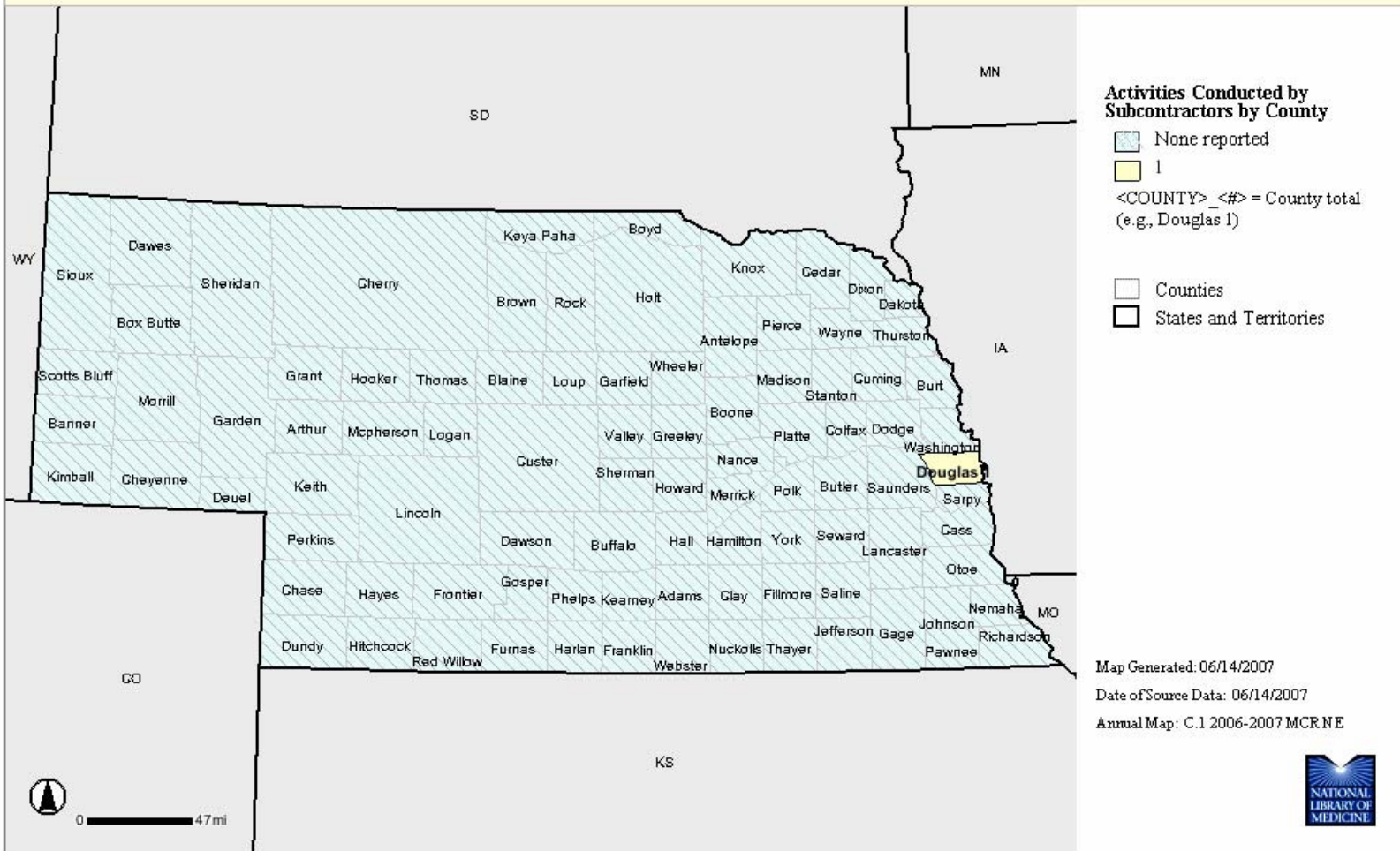
MidContinental Region
Outreach Activity Sessions Conducted by MCR Subcontractors
May 1, 2006 - April 30, 2007
Total = 6



Missouri
Outreach Activity Sessions Conducted by MCR Subcontractors
May 1, 2006 - April 30, 2007
Total = 6

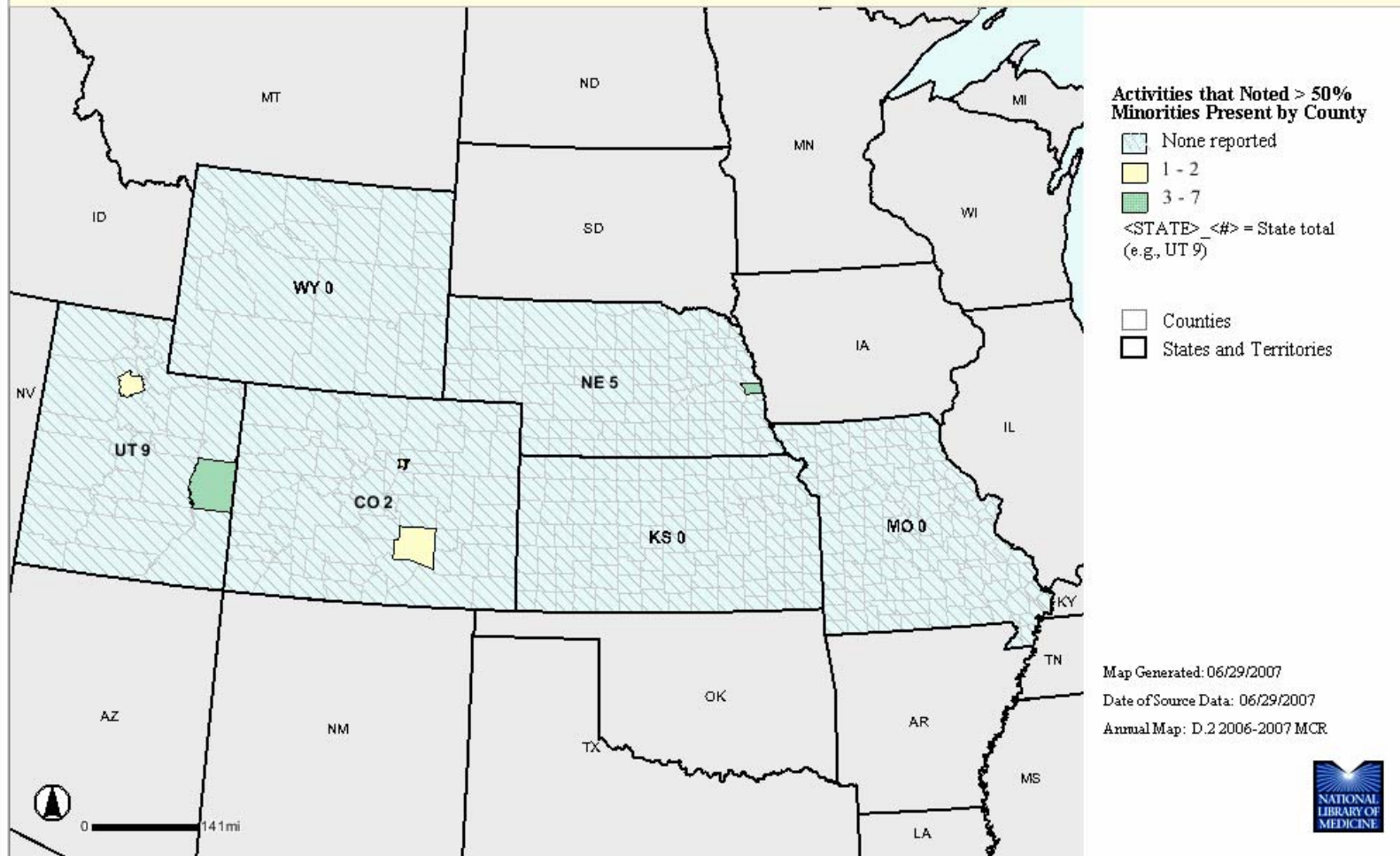


Nebraska
Outreach Activity Sessions Conducted by MCR Subcontractors
May 1, 2006 - April 30, 2007
Total = 1



Attachment 5
Region Map:
Outreach Activities with Significant Number of Minority
Participants (Combining RML and Subcontractor
Activities)

MidContinental Region
All MCR Outreach Activities that Noted Greater than
50% Minorities Present
May 1, 2006 - April 30, 2007
Total = 16

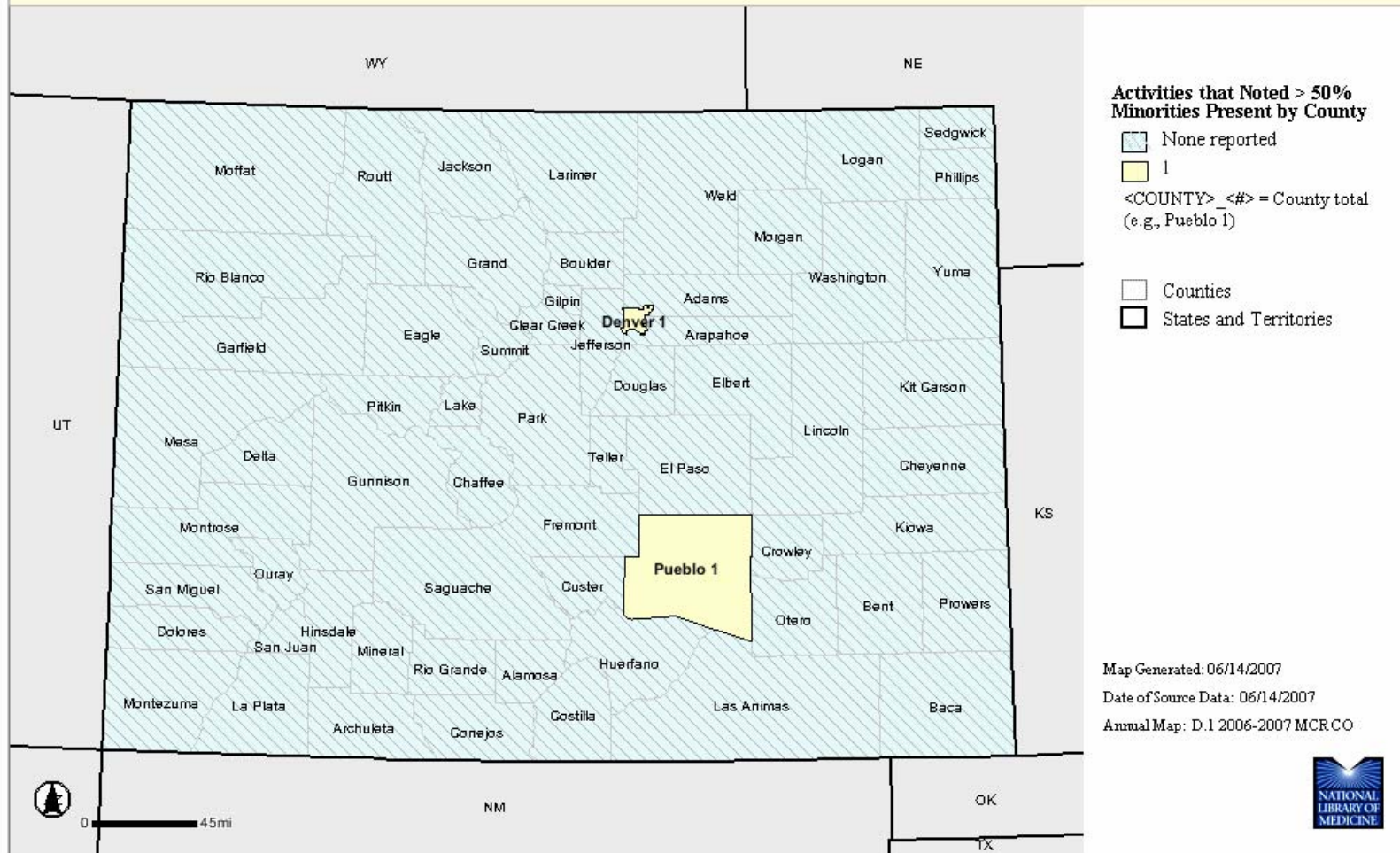


Colorado

All MCR Outreach Activities that Noted Greater than 50% Minorities Present

May 1, 2006 - April 30, 2007

Total = 2

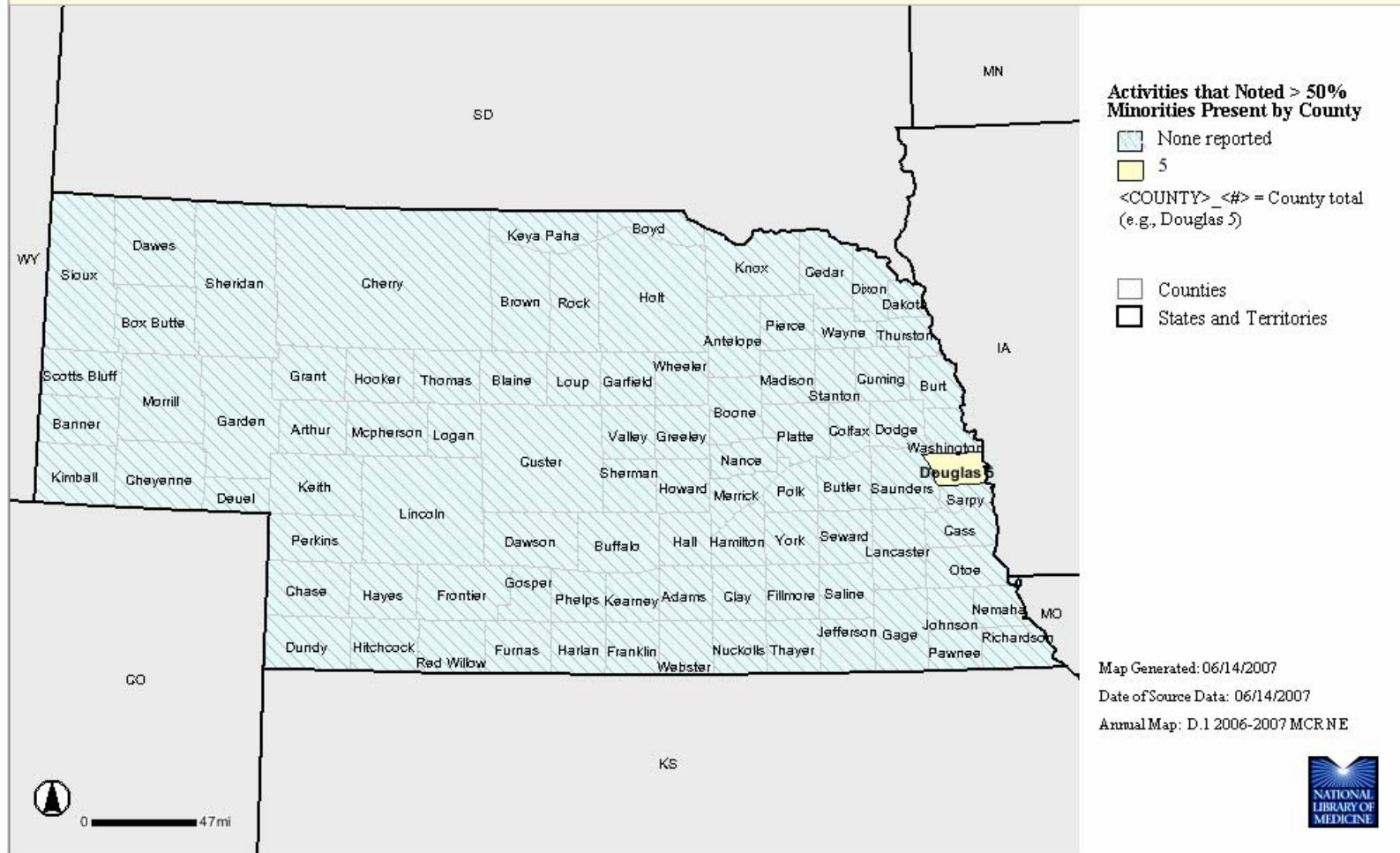


Nebraska

All MCR Outreach Activities that Noted Greater than 50% Minorities Present

May 1, 2006 - April 30, 2007

Total = 5

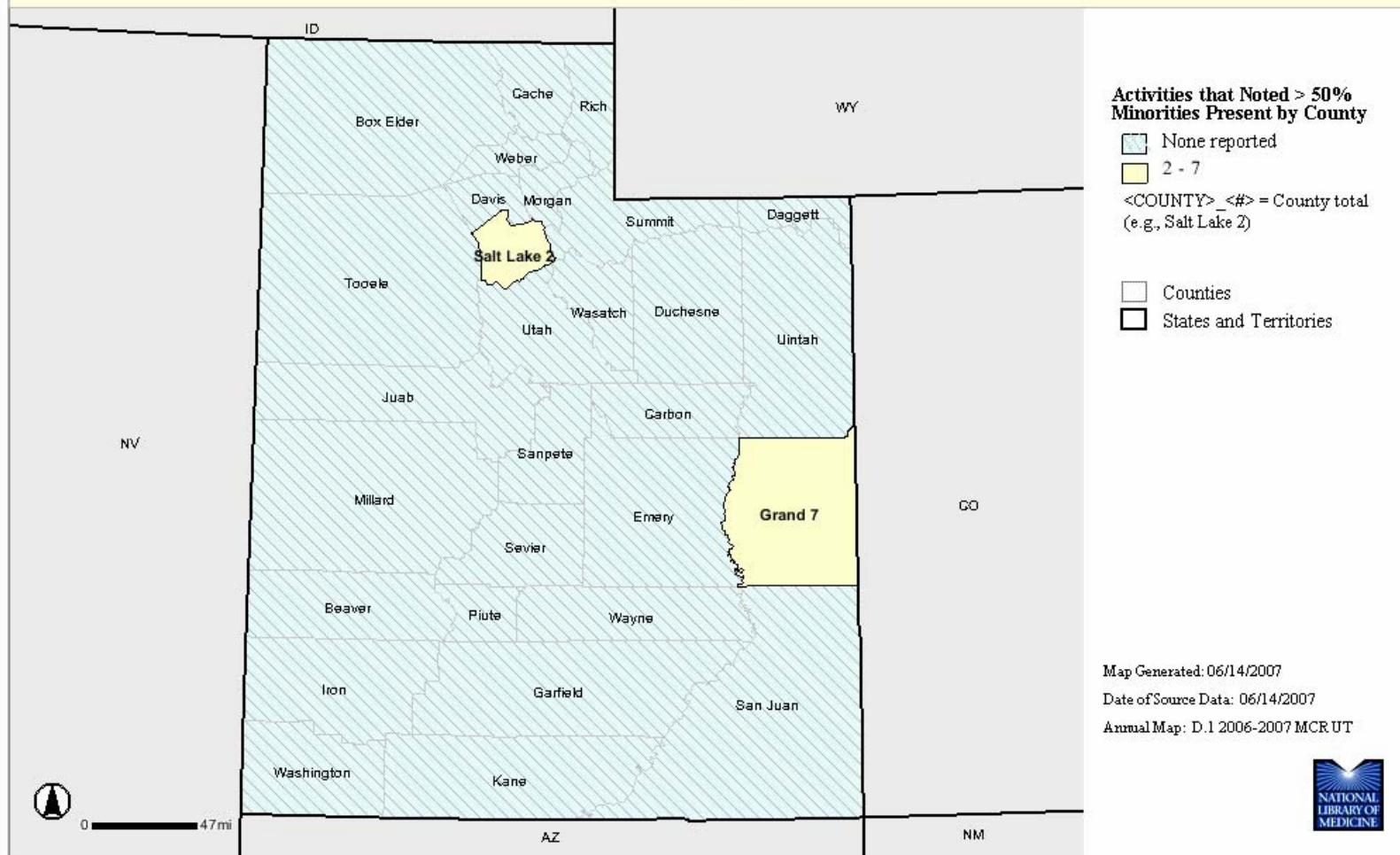


Utah

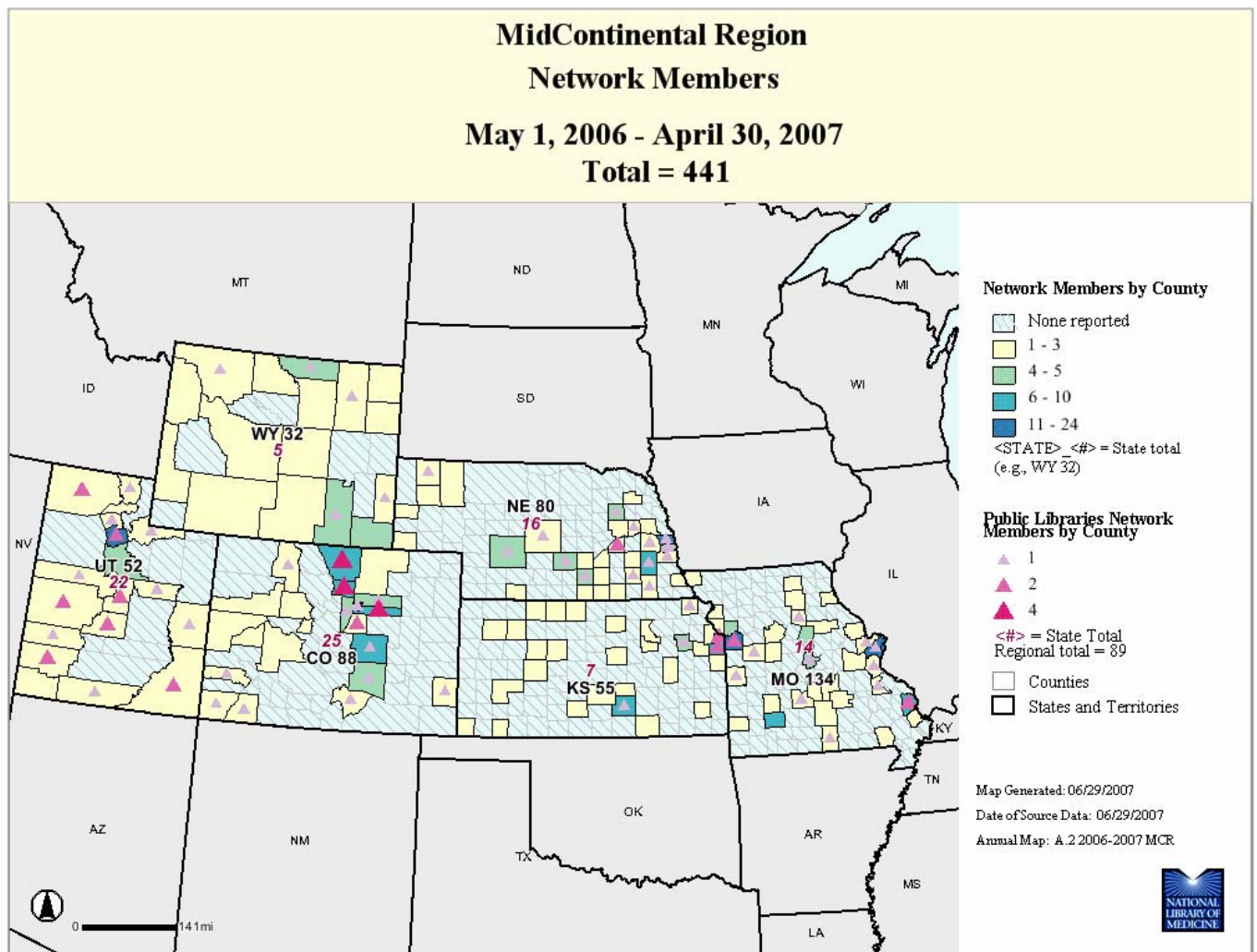
All MCR Outreach Activities that Noted Greater than 50% Minorities Present

May 1, 2006 - April 30, 2007

Total = 9



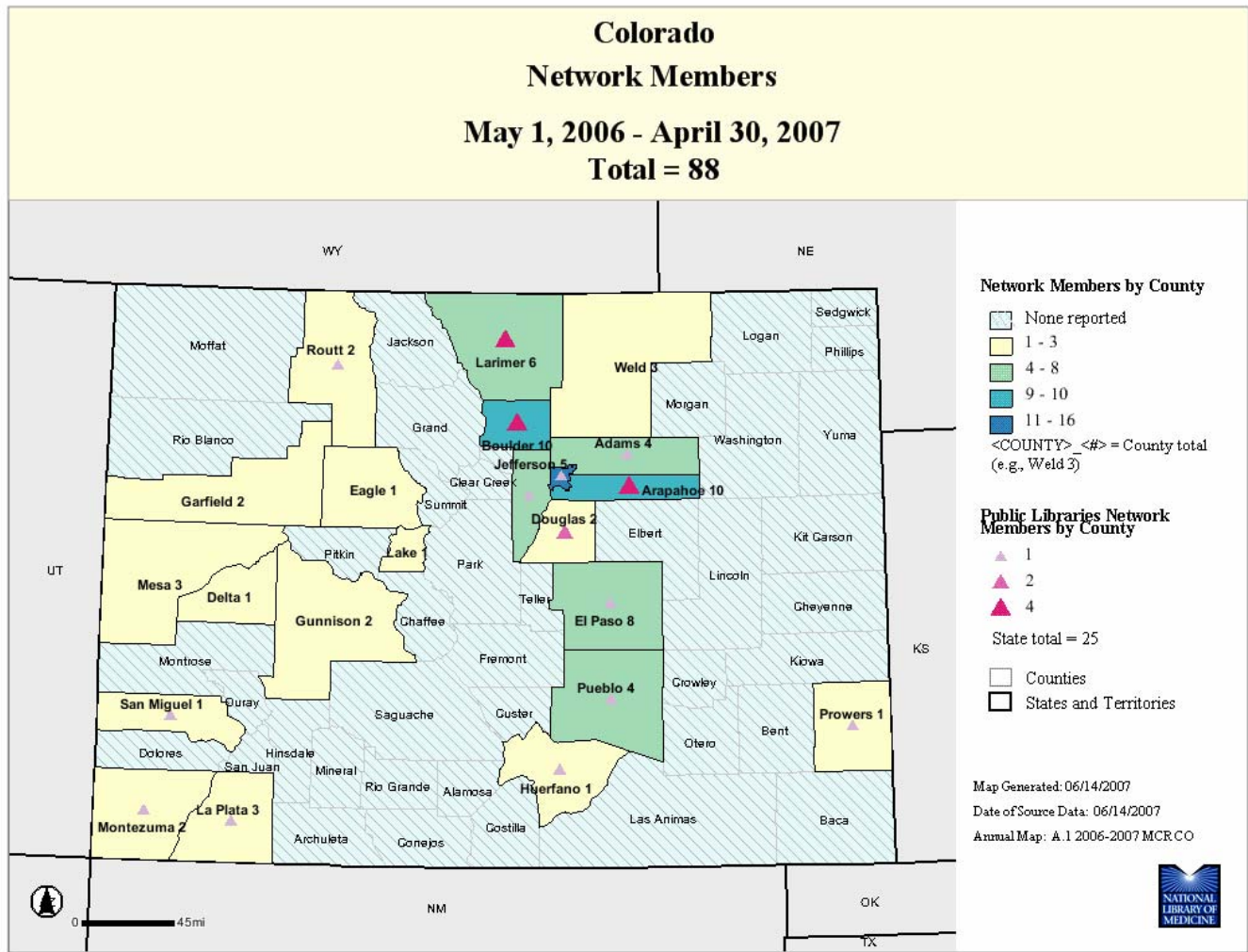
Attachment 6
Regional Map:
Network Membership



Attachment 7

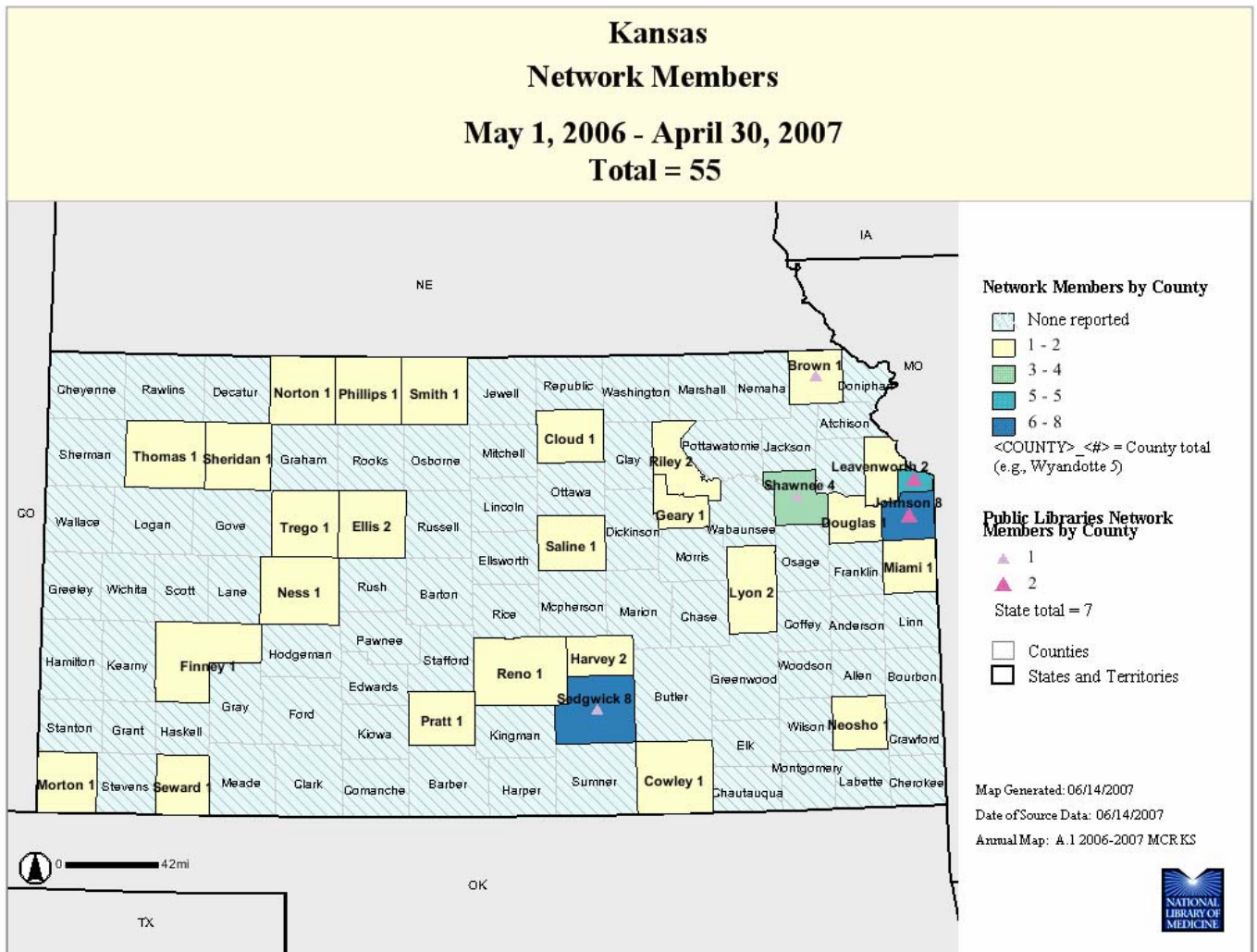
State Map Colorado:

Network Membership



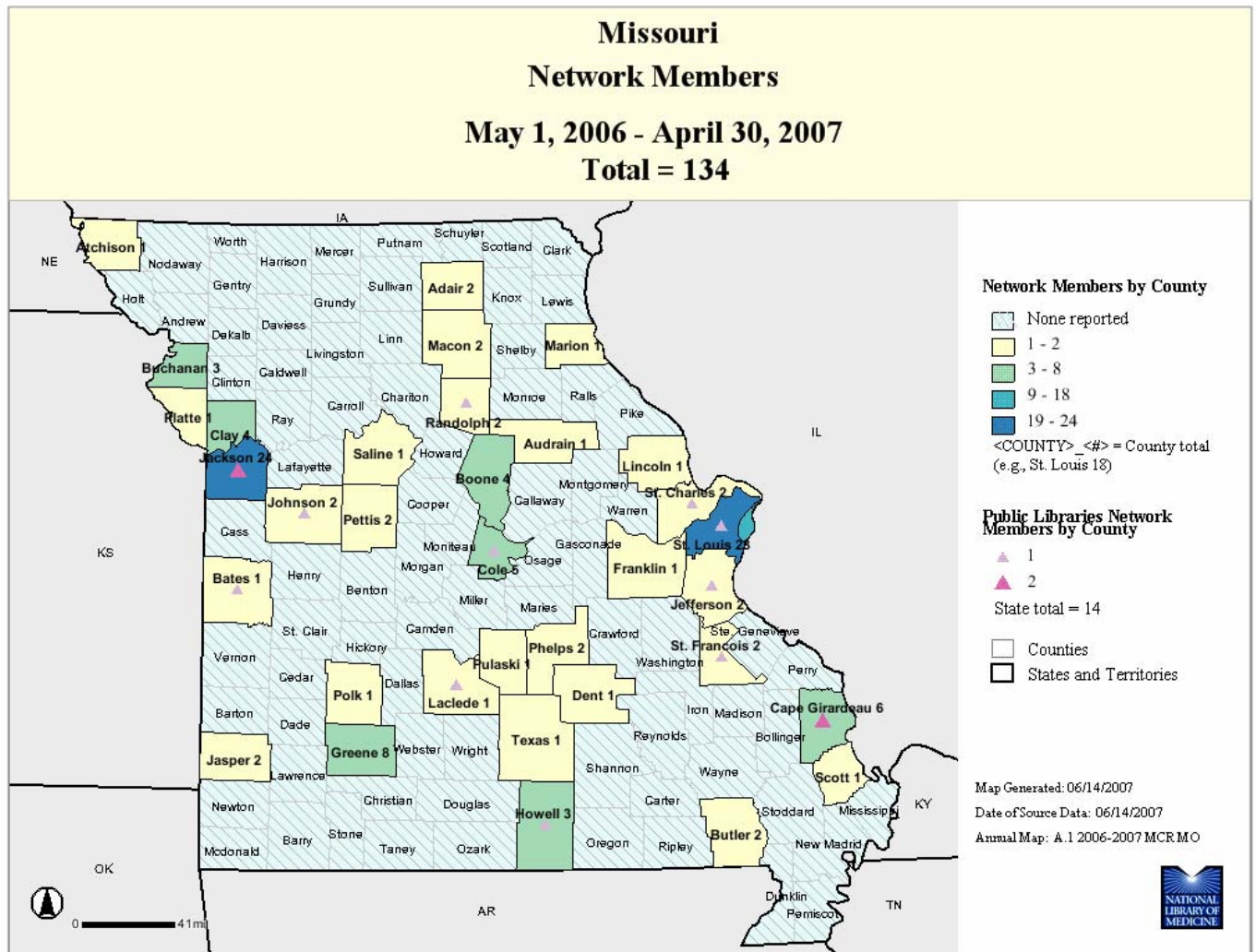
Attachment 8

State Map (Kansas): Network Membership



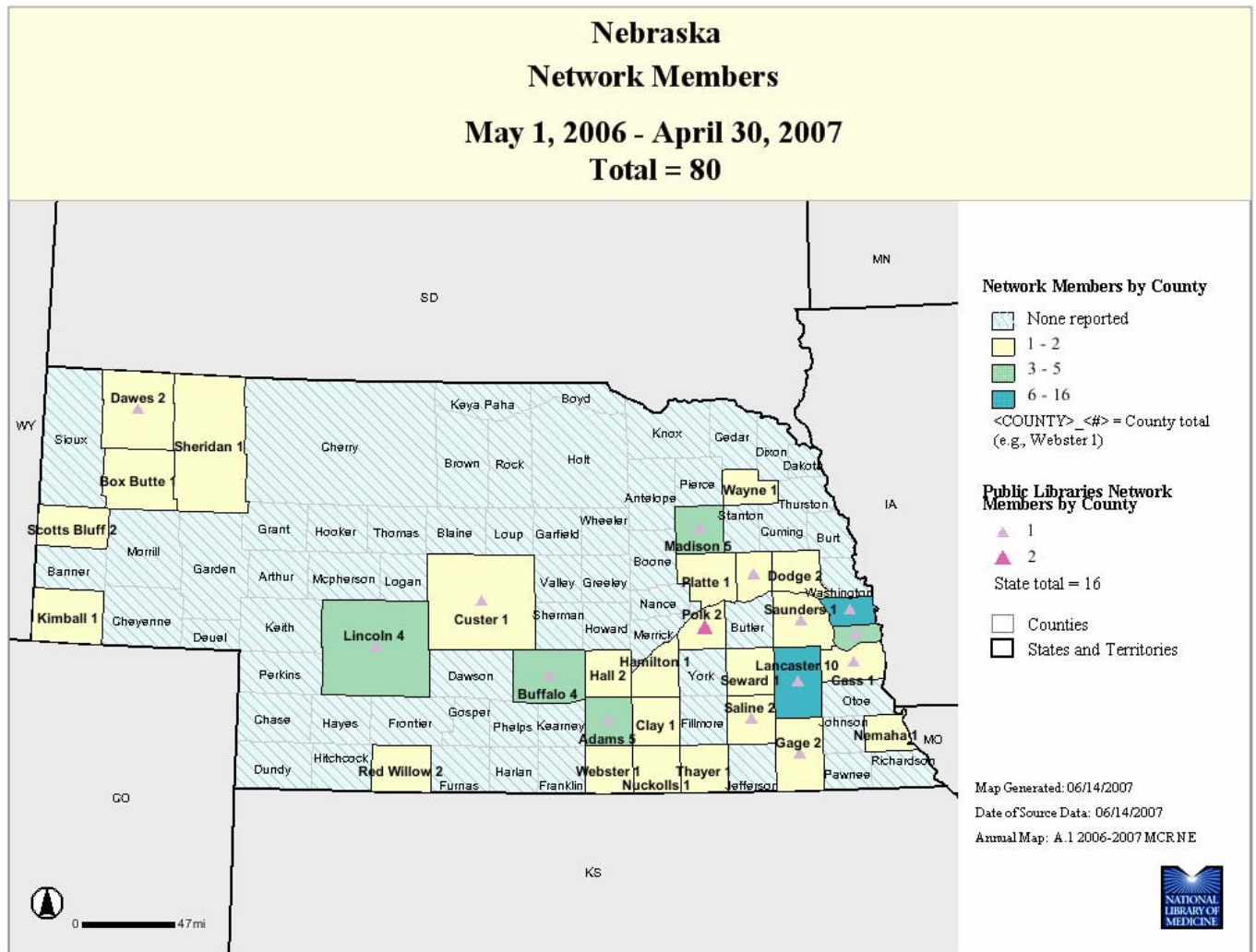
Attachment 9

State Map (Missouri): Network Membership



Attachment 10

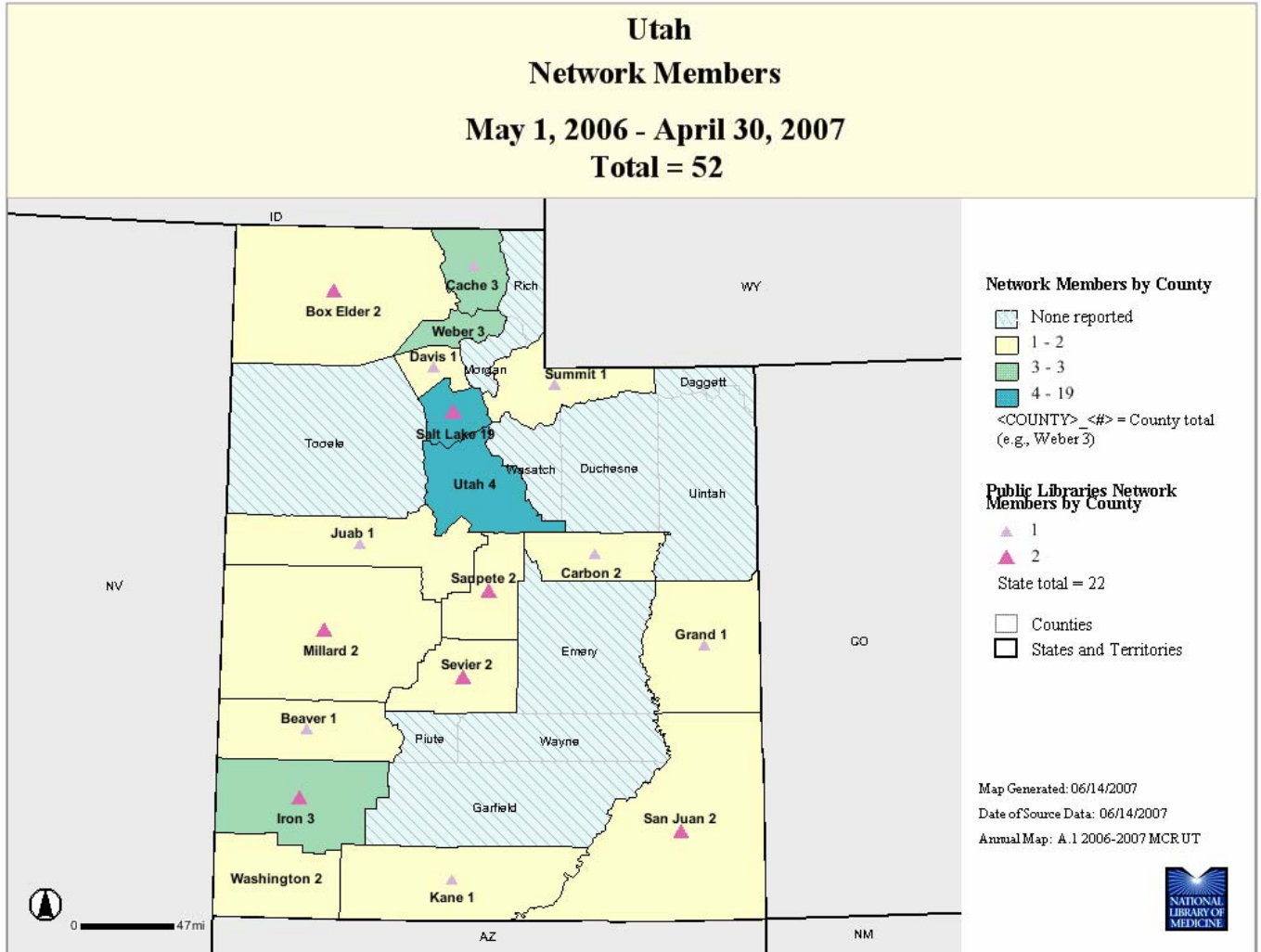
State Map (Nebraska): Network Membership



Attachment 11

State Map (Utah):

Network Membership



Attachment 12
 State Map (Wyoming):
 Network Membership

