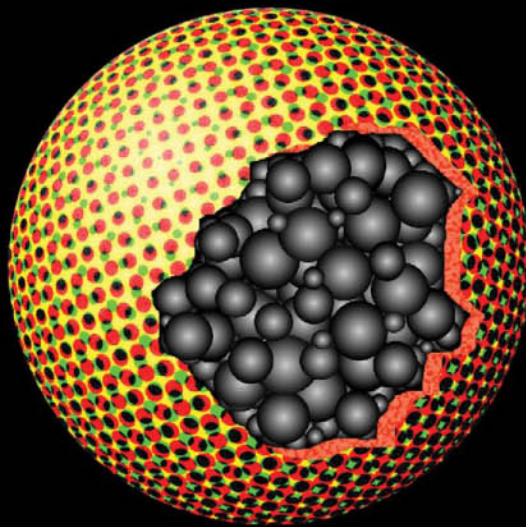


# ***Nanotechnology and the Environment***

Report of the National Nanotechnology Initiative Workshop  
May 8–9, 2003



## *About the Nanoscale Science, Engineering, and Technology Subcommittee*

The Nanoscale Science, Engineering, and Technology (NSET) Subcommittee is the interagency body responsible for coordinating, planning, implementing, and reviewing the National Nanotechnology Initiative. NSET is a subcommittee of the National Science and Technology Council (NSTC), which is one of the principal means by which the President coordinates science, space, and technology policies across the Federal Government. The National Nanotechnology Coordination Office (NNCO) provides technical and administrative support to the NSET Subcommittee and supports the subcommittee in the preparation of multiagency planning, budget, and assessment documents, including this report.

For more information on NSET, see <http://www.nano.gov/html/about/nsetmembers.html>.

For more information on NSTC, see <http://www.ostp.gov/nstc/>.

For more information on the NNI, NSET, and NNCO, see <http://www.nano.gov/>.

## *About this document*

This document is the report of a workshop held under NSET auspices in May 2003 seeking input from the research community on the NNI research agenda exploring how nanotechnology research can be used to protect, manage, and improve the environment and how potential harm from nanotechnology can be anticipated and prevented. It was originally intended to address the NNI research agenda related to one of the original NNI “grand challenge” topics, “Nanoscale Processes for Environmental Improvement.” In addition, the workshop addressed issues concerning the possible environment, health, and safety (EHS) implications of engineered nanomaterials. It was used as input for the NNI Strategic Plan released in December 2004. The meeting was organized by an interagency group led by the U.S. Environmental Protection Agency and sponsored, through NNCO, by the other member agencies of the NSET Subcommittee.

## *Cover and book design*

Book design and layout by Roan Horning, Geoff Holdridge, and other NNCO staff members. Cover design by Kathy Tresnak of Konzept Advertising and Design.

Front cover: Image shows an artist’s rendition of the core-shell structure of metal-oxide-coated palladium-doped zero-valent iron nanoparticles for catalytic reduction of pollutants (e.g., chlorinated organics). This presents unique and rich surface chemistry for efficient pollutant transformation and sequestration (courtesy of W. Zhang, Lehigh University, republished by permission).

Back cover: Clusters of iron nanoparticles (courtesy of W. Zhang, Lehigh University, republished by permission).

Background graphic at bottom of entire cover courtesy of L. J. Whitman, Naval Research Laboratory.

## *Copyright information*

This document is a work of the U.S. Government and is in the public domain. Subject to stipulations below, it may be distributed and copied, with acknowledgment to the National Nanotechnology Coordination Office (NNCO). Copyrights to portions of this report (including graphics) contributed by workshop participants and others are reserved by original copyright holders or their assignees, and are used here under the Government’s license and by permission. Requests to use any images must be made to the provider identified in the image credits, or to the NNCO if no provider is identified.

Printed in the United States of America. 2007.

# Nanotechnology and the Environment

Report of a National Nanotechnology Initiative Workshop  
May 8–9, 2003, Arlington, VA

## *Workshop Organizers*

Barbara Karn  
Environmental Protection Agency

Mihail Roco  
National Science Foundation

## *Workshop Co-Chairs*

Tina Masciangioli  
Environmental Protection Agency\*

Nora Savage  
Environmental Protection Agency

## *Sponsored by*

National Science and Technology Council  
Committee on Technology  
Subcommittee on Nanoscale Science, Engineering, and Technology

---

\* Affiliation at the time of the workshop (2003); subsequently moved to the National Academies.

## ACKNOWLEDGMENTS

Thanks to the principal authors of this report, who are listed at the beginning of chapters 2-6. The sponsors wish to thank all the participants at the workshop held on May 8–9, 2003 in Arlington, Virginia. The presentations and discussions at that workshop provided the foundation for this report.

Thanks to Barbara Karn, Tina Masciangioli, Nora Savage, Heriberto Cabezas, Anita Street, and Kevin Dreher of the U.S. Environmental Protection Agency, and to Mike Roco and Enriqueta Barrera of the National Science Foundation, who played leading roles in organizing the workshop.

Many thanks to members of the NNCO staff who helped organize the workshop: Stephen Gould and Sam Gill, and to Geoff Holdridge and other staff members from NNCO and WTEC, Inc. who assisted in final production of the report. Special thanks are due to Paula Whitacre for her editing work on the report.

Finally, thanks to all the members of the National Science and Technology Council's Subcommittee on Nanoscale Science, Engineering, and Technology, who sponsored the workshop (through NNCO) and reviewed the draft report before publication.

This document was sponsored, through the National Nanotechnology Coordination Office (NNCO), by the member agencies of the Nanoscale Science, Engineering, and Technology (NSET) Subcommittee of the National Science and Technology Council. Any opinions, findings, and conclusions or recommendations expressed in this material are those of the authors and do not necessarily reflect the views of the United States Government or the authors' parent institutions.

## PREFACE

This report on nanotechnology and the environment is one of a series of reports resulting from topical workshops convened during 2003 and 2004 by the Nanoscale Science, Engineering, and Technology (NSET) Subcommittee of the National Science and Technology Council's Committee on Technology through the National Nanotechnology Coordination Office (NNCO). The workshops were part of the NSET Subcommittee's long-range planning effort for the National Nanotechnology Initiative (NNI), the multiagency Federal nanotechnology program. The NNI is driven by long-term goals based on broad community input, in part received through these workshops. The NNI seeks to accelerate the research, development, and deployment of nanotechnology to address national needs, enhance our nation's economy, and improve the quality of life in the United States and around the world, through coordination of activities and programs across the Federal Government.

At each of the topical workshops, nanotechnology experts from industry, academia, and government were asked to develop broad, long-term (ten years or longer), visionary goals and to identify scientific and technological barriers that once overcome will enable advances toward those goals. The reports resulting from this series of workshops inform the respective professional communities, as well as various organizations that have responsibilities for coordinating, implementing, and guiding the NNI. The reports also provide direction to researchers and program managers in specific areas of nanotechnology research and development (R&D) regarding long-term goals and research needs.

This report is the result of a workshop held under NSET Subcommittee auspices in May 2003 seeking input from the research community on the NNI research agenda related to one of the original NNI "grand challenge" topics, "Nanoscale Processes for Environmental Improvement." In addition, the workshop addressed issues concerning the possible environment, health, and safety (EHS) implications of engineered nanomaterials.

The findings from this workshop were used in formulating the new NNI Strategic Plan released in December 2004, particularly the Program Component Area (PCA) on Societal Dimensions (which includes EHS research), and helped motivate one of the four overall NNI goals set out in that plan, "support responsible development of nanotechnology." This report also provided input to the development of programs that make up portions of the fiscal years 2005-2007 NNI budgets requested for the Environmental Protection Agency and other NNI participating agencies, and will continue to inform the NNI research program under the Societal Dimensions PCA. The workshop was in some ways a starting point for a series of discussions within the NNI and the nanotechnology research community concerning the need to address both environmental implications and applications of nanotechnology. This is reflected in the Environmental Protection Agency (EPA) "White Paper" outlining that agency's overall strategy for addressing issues and opportunities arising from advances in nanotechnology.

The report identifies and highlights research opportunities and needs in five areas relevant to nanotechnology and the environment: (1) applications for measurement in the environment, (2) applications for sustainable materials and resources, (3) applications for sustainable processes, (4) implications in natural and global processes, and (5) implications in health and the environment. Workshop participants also made recommendations regarding infrastructure needs for R&D and education.

## Preface

On behalf of the NSET Subcommittee, we wish to thank Drs. Barbara Karn, Tina Masciangioli, and Nora Savage of the Environmental Protection Agency and Mike Roco and Enriqueta Barrera of the National Science Foundation for their foresight and leadership in planning an outstanding workshop and in preparing this report. We also thank all the speakers, session chairs, and participants for their individual contributions to the discussions at the workshop and to the drafting of this report. Their generous sharing of research results and insights ensures that this document will serve as a valuable reference for the NNI.

Altaf Carim  
Co-Chair  
Nanoscale Science,  
Engineering, and Technology  
Subcommittee

Celia Merzbacher  
Co-Chair  
Nanoscale Science,  
Engineering, and Technology  
Subcommittee

E. Clayton Teague  
Director  
National Nanotechnology  
Coordination Office

# TABLE OF CONTENTS

<b>Preface</b> .....	i
<b>Table of Contents</b> .....	iii
<b>Executive Summary</b> .....	v
<b>1. Introduction</b>	
Background .....	1
May 2003 Workshop.....	1
Structure of Report.....	2
<b>2. Nanotechnology Applications for Measurement in the Environment</b>	
Vision .....	3
Current Scientific and Technological Advancements .....	3
Goals for the Next 10–15 Years: Barriers and Solutions .....	4
Opportunities.....	6
Scientific and Technological Infrastructure .....	9
R&D Investment and Implementation Strategies.....	9
Examples of Recent Achievements and Paradigm Shifts .....	10
References .....	10
<b>3. Nanotechnology Applications for Sustainable Materials and Resources</b>	
Vision .....	13
Current Scientific and Technological Advancements .....	13
Goals for the Next 10–15 Years: Barriers and Solutions .....	16
Scientific and Technological Infrastructure .....	18
R&D Investment and Implementation Strategies.....	18
Examples of Recent Achievements and Paradigm Shifts .....	18
References .....	19
<b>4. Nanotechnology Applications for Sustainable Manufacturing Processes</b>	
Vision .....	21
Current Scientific and Technological Advancements .....	21
Goals for the Next 10–15 Years: Barriers and Solutions .....	21
Scientific and Technological Infrastructure .....	21
R&D Investment and Implementation Strategies.....	22
Examples of Recent Achievements and Paradigm Shifts .....	24
References .....	24
<b>5. Nanotechnology Implications in Natural and Global Processes</b>	
Vision .....	25
Current Scientific and Technological Advancements .....	25
Goals for the Next 10–15 Years: Barriers and Solutions .....	26
Scientific and Technological Infrastructure .....	28
R&D Investment and Implementation Strategies.....	28
References .....	29

<b>6. Nanotechnology Implications in Health and the Environment</b>	
Vision .....	31
Current Scientific and Technological Advancements .....	31
Goals for the Next 10–15 Years: Barriers and Solutions .....	31
Scientific and Technological Infrastructure .....	35
R&D Investment and Implementation Strategies .....	35
References .....	35
<b>7. Infrastructure Needs for R&amp;D and Education</b>	
Educational Needs .....	37
Communication Efforts .....	37
Development of an Interagency Group to Foster Research, Curricula, and Evaluation.....	37
Infrastructure Support.....	38
<b>8. Summary of Recommended Research Topics</b>	
Nanotechnology Applications for Measurement in the Environment .....	39
Nanotechnology Applications for Sustainable Materials and Resources .....	40
Nanotechnology Applications for Sustainable Processes.....	40
Nanotechnology Implications in Natural and Global Processes .....	40
Nanotechnology Implications in Health and the Environment .....	41
Infrastructure Needs for R&D and Education .....	42
<b>Appendix A. Workshop Agenda</b> .....	43
<b>Appendix B. List of Participants and Contributors</b> .....	46
<b>Appendix C. Bibliography</b> .....	48
<b>Appendix D. Summary of NSF Workshop Report on Emerging Issues in Nanoparticle Aerosol Science and Technology (NAST)</b> .....	49
<b>Appendix E. Index</b> .....	51
<b>Appendix F. List of Abbreviations</b> .....	53



## EXECUTIVE SUMMARY

Nanotechnology has the potential to significantly affect environmental protection through understanding and control of emissions from a wide range of sources, development of new “green” technologies that minimize the production of undesirable byproducts, and remediation of existing waste sites and polluted water sources. Nanotechnology has the potential to remove the finest contaminants from water supplies and air as well as continuously measure and mitigate pollutants in the environment. However, nanotechnology may pose risks to the environment and human health, and these risks should be examined as the technology progresses.

A planning workshop was held on May 8-9, 2003 in Arlington, VA to develop strategies on how nanotechnology research can be used to protect, manage, and improve the environment and how potential harm from nanotechnology can be anticipated and prevented. Entitled, “Nanotechnology Grand Challenge in the Environment,” this workshop was organized by an interagency group led by the U.S. Environmental Protection Agency and sponsored, through the National Nanotechnology Coordination Office (NNCO), by the member agencies of the Nanoscale Science, Engineering, and Technology (NSET) Subcommittee of the Committee on Technology of the National Science and Technology Council (NSTC). Results of the workshop are contained in this report.

The workshop’s plenary session had nine invited presenters, followed by breakout sessions in which the multidisciplinary group of scientists and engineers invited to attend the workshop discussed topics in smaller groups to draft a vision for future research related to nanotechnology in the environment. This workshop was one in a series intended to provide input from the research community on the National Nanotechnology Initiative (NNI) Strategic Plan.

To formulate a vision for nanotechnology research and development (R&D) in the next decade, workshop participants focused on the following five areas:

1. Nanotechnology applications for measurement in the environment
2. Nanotechnology applications for sustainable materials and resources
3. Nanotechnology applications for sustainable processes
4. Nanotechnology implications in natural and global processes
5. Nanotechnology implications in health and the environment

Workshop discussions also considered infrastructure needs for R&D and education.

### PRIMARY RESEARCH AREAS

#### Nanotechnology Applications for Measurement in the Environment

The unique properties of nanoscale materials are expected to enable the development of a new generation of environmental sensing systems. In addition, advances in measurement science and technology are likely to enable the development of a comprehensive understanding of the interaction and fate of natural and anthropogenic nanoscale and nanostructured materials in the environment.

Research needs were identified in the following areas: (1) biological sensor technologies that are sufficiently stable to allow detection *in situ* on a continuous basis for high-density usage; (2) a general “array” for detection of a wide variety of potential analytes; (3) information concerning the diversity of chemical composition and structure at the nanoparticle level, the transformations that occur, and measurement techniques that distinguish the chemical composition and structure of particle surface layers compared to the particle interior; (4) generic nanoscale assembly methods; (5) advances in spectroscopic instrument technologies that allow rapid detection of low signal strength while probing smaller volumes of a nanoparticulate sample; and (6) advances in sensors for the characterization of environmental nanoparticles in both aerosol and aqueous phases to understand the effects and fates of particles that are already present and to anticipate the impacts of future nanostructure releases.

Nanotechnology offers an opportunity to have a significant impact on these needs. For example, nanotechnology makes it possible to develop massively parallel arrays of nanoscale sensor elements that can respond to a variety of stimuli (such as specific chemical, biochemical, or biological analytes) with the simultaneous analyses of a large number of analytes with increased sensitivity, accuracy, and spatial resolution. Nanoinformatics is based on new computational methods for understanding signal transduction in nanoscale systems and for analyzing large amounts of data from nanoscale systems in real time. The rapid transformations that nanoparticles undergo in the environment render traditional approaches to characterizing air or water quality inadequate. The development of simpler, miniaturized particle counting, sizing, and composition analyzers is needed to enable nanoparticle measurements to be distributed to many sites. These measurements should then be coupled to smart electronic processing and decision-making systems capable of converting raw data into meaningful information with appropriate validation techniques. Conversely, miniaturization and simplification of particle counters will enable nanoparticles and nanostructures in the environment to be effectively characterized. Finally, hierarchical assembly could enable the fabrication of the arrays described above and allow integration and interfacing of macroscopic and microscopic (i.e., silicon-based) features.

### **Nanotechnology Applications for Sustainable Materials and Resources**

Workshop participants believe that nanotechnology offers society enormous potential benefit in transforming the way it extracts, develops, uses, and dissipates materials. Nanotechnology also changes the flow, recovery, and recycling of valuable resources, especially in the use of energy, transportation of people and goods, availability of clean water, and supply of food.

Research needs for this topic were identified as: (1) global sustainable energy systems enabled by photovoltaics and photo-biofuel cells, (2) optimization of the transport of people and goods using green vehicles and smart infrastructure, (3) global sustainable use and quality of water enabled by superior composite and multifunctional materials, and (4) global sustainable agriculture (optimization of production and distribution of food) enabled by the development of more effective and less environmentally harmful pesticides and fertilizers.

There are opportunities for nanotechnology to have a significant impact on these areas through the development of a knowledge base that relates structure and function at the nanoscale, and by designing new materials and architectures tailored with multiple purposes. Nanotechnology offers the opportunity for engineering synthesis, assembly, and processing at all scales and optimizing control of stability at all scales and conditions of use. Application of life-cycle design and interdisciplinary training were identified as key features for achieving these goals and research needs.

### **Nanotechnology Applications for Sustainable Processes**

Sustainable manufacturing processes based on the use of nanoscale science and nanotechnology—integrated processes and bottom-up assembly—have the potential to serve human needs while attaining high compatibility with the surrounding ecosystems and human population.

Research needs were identified as: (1) optimization of the use of benign processing such as alternative or solvent-free processes; (2) efficient control of manufacturing processes with sensors and actuators to minimize defects, increase fault tolerance, and impart self-healing; (3) controlled selectivity in manufacturing processes using multifunctional catalysts; (4) increased stability of catalysts and sensors to monitor processes, thereby increasing efficiency; and (5) integration of biological processing into nanotechnology-driven manufacturing through the use of the high enantiomeric selectivity using biological molecules, rational modification of multifunctional materials, and the manufacturing of self-healing nanostructures.

Opportunities for nanotechnology to have a significant impact on automatic processes include large-scale production of nanoscale building blocks; manufacturing integrated nanodevices with sensors, actuators, and multifunctional devices; and transformation of unit operations. Additional opportunities include designing innovative manufacturing processes such as just-in-time, just-in-place manufacturing; solar-powered manufacturing; and developing theory, modeling, and experimental data on nanoscale materials and processes such as thermo/kinetic/transport fundamental studies at the nanoscale and linking macro/micro/nano/atomic-scale regimes and surface properties. Nanotechnology also can be used to develop new safety and environmental metrics for use in manufacturing. Building on existing indicators and concepts, e.g., “green chemistry” and “green engineering,” nanotechnology and nanomanufacturing in particular present new opportunities for manufacturing with reduced waste and risk.

### **Nanotechnology Implications in Natural and Global Processes**

Workshop participants foresee attaining the ability to understand and quantify nanoparticles in Earth system processes in order to anticipate their impacts on those processes and thus optimize and integrate environmental sustainability and nanotechnology.

Research needs identified were: (1) understanding of nanoscale phenomena as they pertain to Earth system processes on local, regional, and global scales over a range of time domains; (2) understanding and quantification of the inputs, cycling, and effects of nanoparticles in the environment in order to predict the impacts of future particle release; and (3) optimization and integration of environmental sustainability and nanotechnology.

Nanotechnology can have a significant impact on these needs by stimulating related biological research. This research will help identify, quantify, and predict ecological effects on individual, population, community, and ecosystem phenomena in order to distinguish between adverse and beneficial perturbations, on both short and long time scales. The design of nanoparticle labels and detection schemes for pollution attribution, and use of nanoparticles incorporated into point and distributed emission sources, represents another opportunity. The needs also can be addressed by developing broader ecological aspects of nanoscale science and technology by building a broader community of interdisciplinary scientists with particular focus on biologists and ecologists. Additional opportunities to address these needs are developing a database of nanoparticle properties, creating and maintaining an accessible sample repository of model and standard nanoparticles, and developing theoretical and experimental methodologies for real-time characterization of particles in natural waters.

## **Nanotechnology Implications in Health and the Environment**

In 30 years, nanotechnology is likely to be pervasive and incorporated into all aspects of daily life. Workshop participants believe that this emerging technology can be developed responsibly with a full appreciation of its health and environmental impacts.

Research needs identified were: (1) better understanding of the diversity of anthropogenic nanoparticles through the development of a nanomaterial inventory, (2) development of high throughput/multi-analyte toxicological methodologies, focused on mechanisms and fundamental science of particle toxicity with access to well-characterized nanomaterials by those who are conducting risk assessment research, (3) increased information on exposure to nanomaterials resulting from medical, occupational, environmental, and accidental release of nanomaterials with regard to the concentration of nanomaterials as well as what form(s) they may assume upon release into the environment, and (4) prediction of biological properties of nanomaterials through the toxicological assessment of nanomaterials that includes relevant and scientifically appropriate acute and chronic toxicokinetics and pharmacokinetic studies. Other research needs include the creation of opportunities for interdisciplinary and leverage-based research involving the private, academic, and Federal sectors; knowledge of the biological fate, transport, persistence, and transformation of nanomaterials; increased information on the recyclability, reuse, and overall sustainability of nanomaterials; and mobilization of the research community to address topics of health and environmental importance.

Another research need is to establish an accurate database to access monitoring information derived from nanotechnology-based environmental measurements, and to develop new informatics/statistical software to allow effective “mining” of this immense database to identify associations between public health effects and exposure to complex environmental pollutants in a manner that will allow linkages to sources to be determined.

# 1. INTRODUCTION

## BACKGROUND

Nanotechnology is the creation and use of materials, devices, and systems through the control of matter on the nanometer-length scale—at the level of atoms, molecules, and supramolecular structures. The essence of nanotechnology is the ability to work at these levels to generate larger structures with fundamentally new properties and molecular organization. These “nanostructures,” made with fundamental building blocks, are among the smallest human-made objects and exhibit novel physical, chemical, and biological properties and phenomena. Nanotechnology’s goal is to exploit these properties and efficiently manufacture and employ the structures.

Nanotechnology has the potential to significantly affect environmental protection through understanding and control of emissions from a wide range of sources, development of new “green” technologies that minimize the production of undesirable byproducts, and remediation of existing waste sites and polluted water sources. Nanotechnology has the potential to remove the finest contaminants from water supplies and air as well as to continuously measure and mitigate pollutants in the environment.

Nanotechnology will make important contributions to science and engineering for the next century and fundamentally will restructure many current technologies. Control of matter on the nanoscale already plays an important role in scientific disciplines as diverse as physics, chemistry, materials science, biology, medicine, engineering, and computer simulation. A number of environmental and energy technologies already have benefited substantially from nanotechnology in the areas of reduced waste and improved energy efficiency, environmentally benign composite structures, waste remediation, and energy conversion.

Complex physical processes involving nanoscale structures are essential to phenomena that govern the sequestration, release, mobility, and bioavailability of nutrients and contaminants in the natural environment. Processes at the interfaces between inorganic and biological systems have relevance to health and biocomplexity issues. Increased knowledge of the dynamics of processes specific to nanoscale structures in natural systems not only will improve understanding of transport and bioavailability, but also will lead to the development of nanotechnologies useful in preventing or mitigating environmental harm.

Like any emerging technology, nanotechnology may pose risks to the environment and human health. Research aimed at understanding and anticipating such risks can reduce uncertainty and enable risk assessment and risk management in order to support responsible development of nanotechnology.

## MAY 2003 WORKSHOP

A visionary planning workshop entitled, “Nanotechnology Grand Challenge in the Environment” was held on May 8–9, 2003, in Arlington, VA, to strategize on how nanotechnology research can be used to protect, manage, and improve the environment and how potential harm from nanotechnology can be anticipated and prevented. The workshop was led by the U.S. Environmental Protection Agency (EPA) and sponsored, through the National Nanotechnology Coordination Office (NNCO), by the member agencies of the Nanoscale Science, Engineering, and

## 1. Introduction

Technology (NSET) Subcommittee of the National Science and Technology Council (NSTC) Committee on Technology.

The workshop's plenary session, held May 8 from 8:30 a.m. to 12:15 p.m., was open to the public. The afternoon of May 8, and all day on May 9, consisted of five closed breakout sessions for invited participants. Workshop participants discussed topics in smaller groups to draft a vision for future research related to nanotechnology in the environment. Results of the workshop are contained in this report.

The workshop included four general plenary speakers: Clayton Teague, Director of the NNCO, who welcomed the participants and described the mission of the workshop; Mihail Roco, then NSET Subcommittee Chair, who presented an overview of U.S. Government-sponsored activities/programs in nanotechnology research and development; Barbara Karn from EPA, who presented the charge and goals to the workshop participants; and Alexandra Navrotsky of the University of California–Davis, who gave a plenary talk discussing the relationship between nanotechnology and the environment.

Plenary speakers for the five broad topics explored during the workshop were as follows:

- Robert Hamers (University of Wisconsin–Madison), who discussed applications for measurement in the environment: sensors, monitors, models, separations, detection, and data gathering and dissemination
- Debra Rolison (Naval Research Laboratory), who discussed applications for sustainable materials and resources: water, waste (including reuse and recycling), pollution, and energy issues
- Kenneth Klabunde (Kansas State University), who discussed applications for sustainable processes: bottom-up manufacturing, waste and water treatment, remanufacture and reuse, self-assembling systems, biomimicry, and hierarchical structures
- Richard Flagan (California Institute of Technology), who discussed implications in natural and global processes: climate change, transport of aerosols, colloids and particulates, biomineralization, and the role of biosystems
- Günter Oberdörster (University of Rochester), who discussed implications in health and environmental safety: environmental health, persistence, toxicity, fate and transport, and the wet-dry interface

### STRUCTURE OF REPORT

This report, which is based on discussions and recommendations resulting from the workshop addressing the vision for nanotechnology R&D in the next decade, focuses on the following six areas with a chapter devoted to each: nanotechnology applications for measurement in the environment, nanotechnology applications for sustainable materials and resources, nanotechnology applications for sustainable processes, nanotechnology implications in natural and global processes, nanotechnology implications in health and the environment, and infrastructure needs for R&D and education. Chapters 2 to 7 address each of these areas in turn. Chapter 8 contains a summary of the recommended research topics formulated by workshop participants.

Appendix A contains the workshop agenda; Appendix B lists the workshop participants and contributors; Appendix C is a bibliography listing some general reference materials; and Appendix D contains a report from the Emerging Issues in Nanoparticle Aerosol Science and Technology (NAST) Workshop, held June 27–28, 2003, at the University of California, Los Angeles (UCLA). An index is found in Appendix E, and Appendix F is a list of acronyms used in the report.

## 2. NANOTECHNOLOGY APPLICATIONS FOR MEASUREMENT IN THE ENVIRONMENT

*N. Savage (Chair)*

*J. Conny, R. J. Hamers, P. Kamat, A. Lazarides, E. A. Lilleskov, J. Liu, M. Salit, W. Shih, W. Trogler, M. Zachariah*

### VISION

The unique properties of nanoscale materials will enable the development of a new generation of environmental sensing systems. Examples include: (1) distributed arrays of smart sensor networks that could be used to quantify the spatial, chemical, and biological dynamics of an ecosystem in real time, (2) small, inexpensive, low-power, multifunctional sensor arrays, distributed in public places, homes, or on individuals that could be used to warn of pollutants and other environmental hazards, and (3) improved characterization of the life cycle of natural and anthropogenic nanoparticles in the environment.

Measurement science and technology will enable the development of a comprehensive understanding of the properties, interaction, and fate of natural and anthropogenic nanoscale and nanostructured materials in the environment. Examples of uses of these measurements include identifying conditions for safe manufacturing, use, and disposal of nanotubes, nanoparticles, and other nanoscale materials; and understanding how the morphology, size, composition, surface reactivity, and transport of combustion-generated particles affect human health and the environment, including global climate change.

### CURRENT SCIENTIFIC AND TECHNOLOGICAL ADVANCEMENTS

Recent findings indicate that nanoscale dimensions play a critical role in determining particle transport in human tissue and, therefore, are key to understanding health effects. Significant gains have been made by coupling studies of environmental interactions to nanostructured material research and device design. The last few years have witnessed dramatic improvements in the fabrication of nanoscale materials of interest for environmental analysis. For example, the use of electric fields and flowing fluids to align carbon nanotubes during and/or after growth has made it possible to produce nanoscale sensors, which have been noncovalently linked to biomolecules and used as nanoscale sensor elements [1–10].

Electrochemically fabricated metallic nanowires have been another major advance. By changing the composition of the electrolytic solution during deposition, it is possible to fabricate nanowires that have complex structures akin to bar codes [11].

The size and shape dependent properties of nanostructured materials give rise to new electrical and optical properties that have been incorporated into new chemical and biological sensors. For example, individual nanoparticles fabricated from semiconducting materials have been used as new types of fluorescent tags that are far superior to molecular fluorophors [12–16]. Collective effects of nanostructured materials are being used as the basis for new types of optical and electrical sensing (e.g., the “artificial nose”). Direct electrical sensing of chemical and biological molecules



using individual nanowires and nanotubes has been demonstrated [17–21]. New methods for controlling and guiding the growth and assembly of nanoscale materials and monolayer films also have been developed.

### GOALS FOR THE NEXT 10–15 YEARS: BARRIERS AND SOLUTIONS

The biotechnology revolution has led to rapid advances in the detection of biomolecules. Nanotechnology provides a way to strongly leverage these advances toward the development of environmental sensing systems that can operate on a continuous basis. The important role of microbes in controlling a large number of environmental processes has been known for many years; however, only recently has it been possible to use genomic analysis to understand biological diversity in environmental systems [22]. To fully understand the relationships of biological systems in the environment, it will be necessary to identify biological species through genetic analysis and assess what proteins are being expressed. This will require the ability to conduct biological analysis at extremely low concentrations, below the detection limits of existing biological sensors. Moreover, to fully understand environmental systems, it will be necessary to measure large numbers of chemical and biological species simultaneously and correlate such measurements over many length scales, from sub-micrometer to hundreds of kilometers.

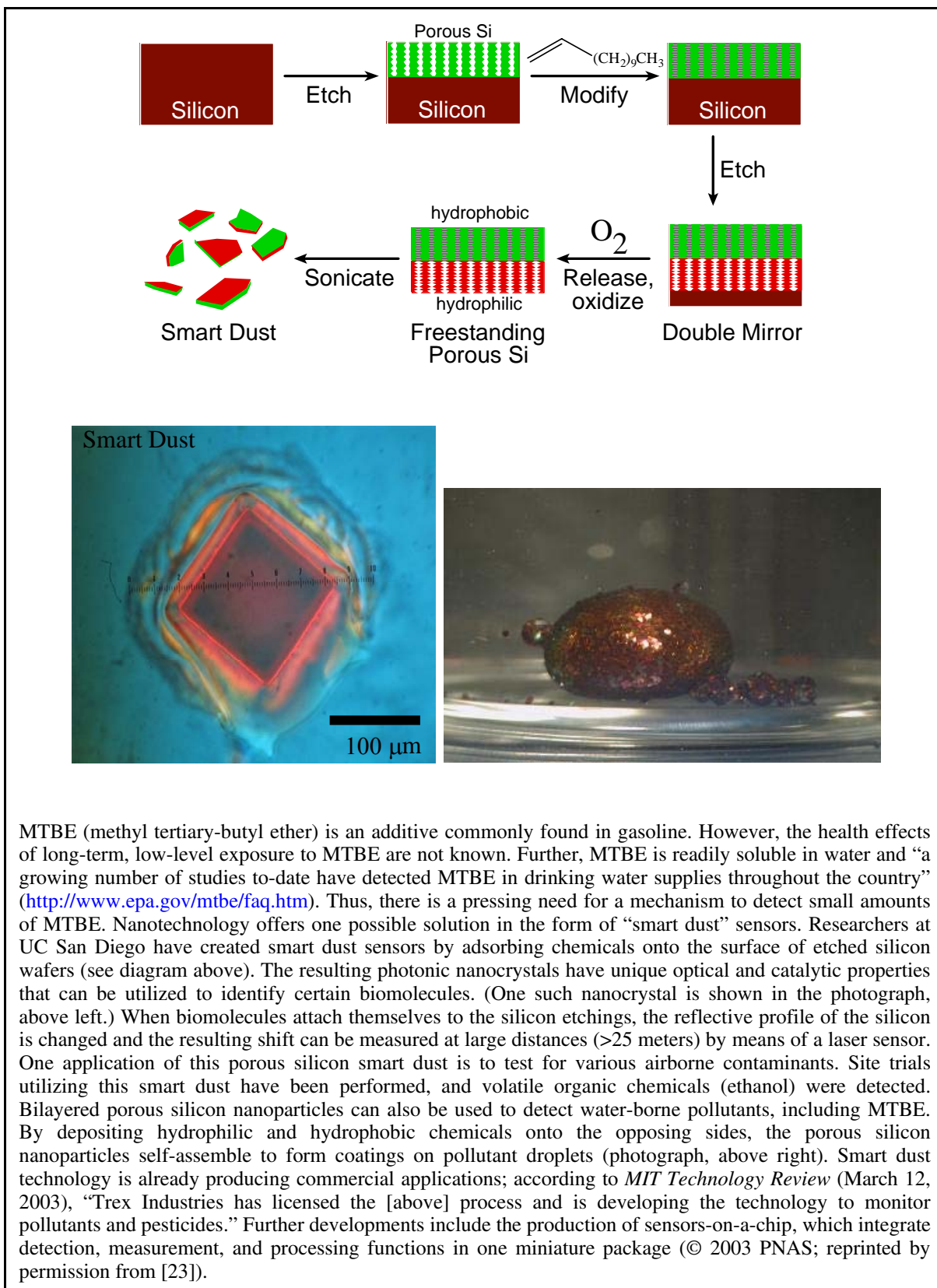
The events surrounding the *Bacillus anthracis* (Anthrax) releases of 2001 highlighted the fact that good sensor technologies do not yet exist for rapid (ideally, real-time) analysis of microbes and their constituent biomolecules. Important underlying technical issues include the following: (1) existing biological sensor technologies are not sufficiently stable to allow use on a continuous basis, (2) most chemical sensors use methods that are optimized for detection of single species (array methods are fairly well developed for DNA, but the use of RNA arrays and antibody arrays is only now becoming widespread and there is not a general array for detection of a wide variety of potential analytes), and (3) sensitivity remains an issue because many molecules of interest are present at extremely low concentrations.

From the standpoint of environmental measurement, problems exist in measuring anthropogenic and natural nanoparticles that are present in the soil, air, and water. Particles in liquid phases present unique measurement challenges. Little is known about the diversity of chemical composition at the nanoparticle level and the transformations that occur.

Human health, epidemiological, and toxicological studies of the impact of combustion-generated nanoscale particles in ambient air on human cardiovascular health are inconclusive when health effects (health endpoints) or physiological response are correlated with the bulk chemical composition of particles. Therefore, measurement techniques are needed that distinguish the chemical composition and structure of particle surface layers from the bulk particle interior.

Most existing biological measurement systems are based on targeting a specific compound/molecule. Because most microbial species have not been identified, there is a need for measurement and sensing systems that can assess biological diversity in the environment.





Similar problems exist in detecting anthropogenic and natural nanoparticles present in soil, air, and water. A major challenge in using nanotechnology for environmental analysis is the need for generic nanoscale assembly methods. The usefulness of rapid advances in the ability to fabricate and functionalize individual nanoparticles and nanotubes will be realized when these materials are integrated into more complex assemblies (i.e., dense arrays) and combined with macroscopic materials (i.e., silicon-based microelectronics) in a cost-effective manner. Nanoscale materials such as carbon nanotubes can be fabricated on silicon, but *in situ* chemical/biochemical modification of these structures in an array format has not yet been demonstrated.

It is unclear whether it will be possible to achieve the needed nanoscale fluid handling to selectively modify nanoscale materials in a high-density array format. An alternative approach would involve the modification of nanoscale materials in bulk, followed by directed assembly and integration of these materials into more complex assemblies. Directed assembly may be achieved using weak forces, electrostatic interactions, or magnetic interactions to direct functionalized nanoscale materials (e.g., biologically modified nanotubes or nanowires) to specific locations as part of the assembly process. As the cost and resolution of electron beam lithography continue to improve for silicon-based sub-microelectronic devices, opportunities will arise for nanosensor fabrication.

Other challenges exist in collecting spectroscopic data for analysis at smaller spatial scales in a timely manner. Existing methods for analyzing nanoparticles, for example, are prohibitively slow and generally nonquantitative. In addition, the analytical cost of reducing the interaction volume of the spectroscopic probe (e.g., electrons) to achieve smaller-scale measurement is a decrease in the signal-to-noise ratio. Thus, advances in spectroscopic instrument technologies must allow rapid detection of adequate signal strength, while probing increasingly smaller volumes of the nanoparticulate sample.

Refinement of methods to measure density, shape, and surface area also are needed. Measurement tools for nanoparticles in liquids are even less developed than those for nanoparticles in the gas phase.

### OPPORTUNITIES

In biology, microsensors have provided a wealth of new information about biochemical and neurological processes, but typically only under a very strict set of experimental conditions. To understand the environment, it is necessary to dramatically expand the range of analytes detected and to characterize the inorganic, organic, and biochemical composition of the environment in a nonintrusive manner. Nanotechnology provides the opportunity to achieve this goal in at least two ways. First, nanoscale sensing elements can provide improved sensitivity compared to conventional sensors [24]. Second, nanotechnology makes it possible to create massively parallel arrays of thousands or millions of high-sensitivity nanoscale sensing elements.

#### Sensor Arrays

A massively parallel array of nanoscale sensor elements (such as chemically or biologically modified carbon nanotubes or quantum dot structures) could be used in two distinctly different modes. If each element were tailored to respond to a different stimulus (such as a specific chemical or biochemical analyte), then the array would provide simultaneous analysis of a large number of analytes. If each element were tailored in an identical manner, then a massively parallel array of sensor sites would provide the ability to probe physical and chemical processes with very high spatial resolution, essentially becoming a high-resolution imaging detector. The combination of high-density nanoscale sensor arrays could be combined with advanced nanofluidics and artificial

intelligence to create a reconfigurable, adaptable array that could, for example, modify its specificity or function under changing conditions.

From the standpoint of chemical and biochemical detection, massively parallel sensor arrays would provide several important advances. For biological detection, the ability to measure relatively weak biomolecular interactions, such as protein-binding events and antibody-antigen interactions, is crucial. However, biochemical responses often are dictated not by individual molecules, but by combinations of molecules and processes. A high-density array could be functionalized with a large number of molecular recognition sites. By using smart data analysis software to look for patterns of response, a sensor system would provide vastly improved selectivity in a manner similar to that by which the human olfactory system can identify large numbers of odors using only a limited set of receptors.

A massively parallel sensor also would yield improvements in sensitivity. Using an array of nanoscale sensor elements separated by a distance greater than the diffusion length, it should be possible to achieve significantly improved sensitivity for electrochemical detection compared with today's planar sensors [25–27].

Nanoscale systems also can be expected to achieve higher sensitivity because of intrinsic quantum effects. For example, there has been a great deal of attention paid to single-molecule or single-particle detection and single-electron transistors. In an analogous manner, a chemically modified quantum dot or other nanoscale structure should be able to achieve single-molecule sensitivity. A single molecule interacting with the quantum dot, in turn, can relay the sensing signal in terms of an optical property or electrical conductivity.

As an imaging detector or sensor, a high-density array would provide greatly improved spatial resolution for specific physical or chemical/biochemical phenomena. An array of quantum dot structures could act as an array of optical detectors or even nanoscale optical sources, providing a way to characterize the optical properties on nanometer length scales. An array of biosensing elements may be able to examine the spatial distribution of biological molecules within more complex, small structures (such as a cell or a microbial community). Imaging detectors may be particularly important for characterization of nanoparticles. Existing methods for characterizing particulates are slow and do not provide good statistical information about chemical composition and structure. It also should be possible to fabricate an array of field-emission electron sources and electron detectors that would provide a way to image and perform electron-based spectroscopies such as energy-loss spectroscopy with nanometer-scale spatial resolution. This would greatly aid characterization of individual nanoparticles present in complex environmental systems.

New assembly methods would allow for the miniaturization of particle counters and particle composition analyzers based on the use of field emitters for particle charging and separation as well as ultra-sensitive single-charged particle detection. High field emitters could be used to generate fields sufficient to form microplasmas. When coupled to arrays of quantum dot structures, they could be used to detect by atomic emission from the nanoparticle. Miniaturization also would enable the deployment of personal monitors for epidemiological studies.

### **Nanoinformatics**

The use of massively parallel arrays brings with it a need for the development of new computational methods for understanding signal transduction in nanoscale systems and analyzing large amounts of data from nanoscale systems in real time. This may lead to a unique field of “nanoinformatics” analogous to the explosion of interest in bioinformatics. There are several aspects of nanoinformatics applicable to nanotechnology and the environment. New challenges in

understanding signal transduction and data analysis in nanoscale arrays and networks, systems issues for deployment, communication networking, and software are areas of fundamental interest.

The fabrication of thousands or millions of “perfect” sensing elements will be extremely difficult or impossible. The need for perfection in the sensor hardware can be avoided by using advanced computer training and measurement methods. This approach essentially shifts the need for perfection from nanoscale hardware and places it on software. Such training is similar to a calibration process but would be much more extensive and involve measuring sensor response to a wide range of stimuli, followed by mathematical analysis of the results to provide a well-defined stimulus-response function. By using redundant sensor elements and individualized training, the need for absolute perfection in each sensor array can be eliminated. Reducing the need for strict perfection of thousands or millions of sensing elements may be an important way to develop nanoscale arrays in a cost-effective manner.

The data content provided by these arrays could be overwhelming, and smart electronic processing and decision-making systems would need to be developed to convert these raw data into meaningful information. In the case of sensor arrays, methods such as principal component analysis, neural network analysis, or other linear and nonlinear methods would be used to characterize the response of multiple chemical or biological receptor elements and extract the identity and concentration of species present in the sample. Ideally, these computer methods could provide optimized information content (such as chemical composition, biological identity, or physical properties) on an as-needed basis to an individual user or as part of a real-time control system.

### Hierarchical Assembly

The development of nanoscale sensor arrays ultimately requires the ability to fabricate, integrate, and interface them with the macroscopic world. Furthermore, this must be achieved in a cost-effective manner. Recent advances in the ability to prepare and chemically/biochemically modify nanoscale “components” need to be leveraged into a more general set of nanoscale assembly methods that would constitute a type of “nano-toolbox” for fabricating more complex structures. One of the fundamental problems in using nanoscale materials is that “bottom-up” fabrication processes, in which complex nanoscale assemblies are made in a linear, sequential manner, are extremely susceptible to failure because of the large number of steps involved. In contrast, by using a convergent, hierarchical assembly process in which prefabricated “nano-elements” are constructed (such as nanowires or nanotubes that are modified with specific chemical or biomolecular recognition elements) and then assembled, single points of failure are reduced or eliminated. This process distributes the complexity of fabrication among a larger number of elements that can be independently purified, verified, and then assembled in a small number of steps, thereby leading to more reliable methods of fabrication.

Recent experiments have shown that direct current and alternating current electric fields can be used to translate and align nanotubes and nanowires; magnetic fields can be used in a similar way to manipulate nanoscale materials such as nickel nanowires and quantum dots [28, 29]. These results suggest that it should be possible to use electric and magnetic fields, together with fluid flow and other methods, to control the assembly of nanoscale objects into more complex two- and three-dimensional assemblies. Hierarchical assembly of nanoscale components with each other, and with traditional materials, is required to yield complete systems and leverage the unique properties of nanoscale materials and integrate them with macroscopic materials such as silicon-based microelectronics and micro- or nanofluidic systems.

### SCIENTIFIC AND TECHNOLOGICAL INFRASTRUCTURE

Specific needs for environmental measurements infrastructure were not identified at this workshop. Needed infrastructure support for broad scientific advancements in this area that were discussed, include: (1) long-term (4–5 years) support for interdisciplinary projects, (2) increased support for tightly knit, small collaborative groups (3–4 principal investigators) in focused areas of research, and (3) a mechanism for providing mid-sized instrumentation grants (\$100,000 to \$1 million) to small groups without requiring matching funds.

### R&D INVESTMENT AND IMPLEMENTATION STRATEGIES

The research needs for developing high-density sensor arrays for *in situ*, real-time, multiple-analyte quantification in the environment are categorized as follows.

#### Development of High-Density Sensor Probes

High-density sensor probes require the development of complex nanoscale molecular architectures and an understanding of their responses to chemical/biomolecular stimuli. It is also necessary to develop an understanding of how to control, manipulate, and immobilize nanoscale materials to fabricate integrated sensor architectures. A greater understanding is needed of how electrostatic forces, magnetic fields, hydrophobic-hydrophilic interactions, and hydrogen bonds affect and control the behavior of molecules and nanoscale systems. It also is essential to understand the collective properties of nanoscale materials.

Research is needed to achieve optimal chemical and biological modifications on the sensor surface to permit specific and robust binding and, therefore, detection, for each analyte. Additionally, different sensing environments (e.g., air, water, and soil) can pose limitations on certain transduction mechanisms. To best suit different sensing environments, diverse transduction mechanisms such as electric, optic, magnetic, piezoelectric, magnetoresistive, and so on require exploration. Understanding how chemical and/or biomolecular interactions translate into optical, electrical, or other transduction signals is critical.

#### Integration with Silicon-Based Microelectronics

To achieve simultaneous detection of a large number of analytes, research on the integration of sensor probes with silicon-based microfluidics and microelectronic circuitry is needed. This will allow: (1) simultaneous data acquisition, (2) an easy computer interface for real-time analysis, and (3) reduction in the sensor system's size, resulting in increased potential for use in portable, hand-held devices.

#### Model Development, Analysis, and Validation

A thorough analysis must be performed to gain an understanding of the *in situ* detection kinetics of each individual analyte. Such information will help quantify the concentration of each analyte. In addition, it is necessary to develop models that will help characterize and predict the response of high-density, possibly nonlinear, and potentially interacting sensor arrays in the presence of multiple analytes. The models must be incorporated in a communication network to allow crosstalks and feedbacks, and integrated with smart and interactive software for decision-making. Such models and software development will help optimize the specificity of the response produced by the analytes of interest. It also is critical to develop, test, and validate protocols for calibrating the response of measurement systems.



Research needs for a new generation of nanoparticle detectors include the development of: (1) low-cost miniaturized instruments that integrate physical and compositional characterization (which could be used to provide dosimetrics for personal and area monitoring for both epidemiological and environmental monitoring needs), (2) instruments for studying gas and liquid nanoparticle interactions (needed to unravel the complex interrelationships between nanoparticles such as those generated by combustion sources and the natural environment), and (3) particle detectors and counters that improve the state of the art in liquid samples to a level comparable with that for gas-dispersed nanoparticle detection.

### EXAMPLES OF RECENT ACHIEVEMENTS AND PARADIGM SHIFTS

Inspiration for the vision stated at the beginning of this chapter derives from recently acquired understanding of the properties of nanostructured materials that, in turn, is a consequence of advances in synthesis and characterization of nanostructures. Realization of the vision is dependent on the development of libraries of ultrasensitive and selective sensing components and advances in the fabrication of integrated parallel sensing and signal transduction devices. A sampling of breakthroughs that support the vision include demonstrations of: (1) molecular detection using biomolecule-functionalized metal and semiconducting nanoparticles or bar-coded metallic nanowires [11, 30], (2) pathogen detection using piezoelectric cantilevers [31], (3) field- and flow-controlled assembly of aligned carbon nanotubes [2–5], and (4) transport of electrical and optical signals through designed nanostructures [32].

Breakthroughs that speak to the environmental impact of both natural and anthropogenic nanostructures include the demonstration that precise nanoscale dimensions play a critical role in determining particle transport in human tissue and, therefore, are key to understanding health effects. This breakthrough highlights the importance of coupling studies of environmental interactions to nanostructured material research and device design.

### REFERENCES

1. M. S. Kumar, S. H. Lee, T. Y. Kim, T. H. Kim, S. M. Song, J. W. Yang, K. S. Nahm, E. K. Suh, DC electric field assisted alignment of carbon nanotubes on metal electrodes, *Solid-State Electronics* **47**, 2075–2080 (2003).
2. S. Huang, B. Maynor, X. Cai, X. J. Liu, Ultra-long, well-aligned single-walled carbon nanotube architectures on surfaces, *Adv. Mater.* **15**, 1651–1655 (2003).
3. A. Ural, Y. M. Li, H. J. Dai, Electric field-aligned growth of single-walled carbon nanotubes on surfaces, *Appl. Phys. Lett.* **81**, 3464–3466 (2002).
4. S. M. Huang, X. Y. Cai, J. Liu, Growth of millimeter-long and horizontally aligned single-walled carbon nanotubes on flat substrates, *J. Am. Chem. Soc.* **125**, 5636–5637 (2003).
5. E. Joselevich, C. M. Lieber, Vectorial growth of metallic and semiconducting single-wall carbon nanotubes, *Nano. Lett.* **2**, 1137–1141 (2002).
6. Z. H. Zhong, D. L. Wang, Y. Cui, M. W. Bockrath, C. M. Lieber, Nanowire crossbar arrays as address decoders for integrated nanosystems, *Science* **302**, 1377–1379 (2003).
7. Y. Huang, X. F. Duan, Y. Cui, L. J. Lauhon, K. H. Kim, C. M. Lieber, Logic gates and computation from assembled nanowire building blocks, *Science* **294**, 1313–1317 (2001).
8. Y. Cui, C. M. Lieber, Functional nanoscale electronic devices assembled using silicon nanowire building blocks, *Science* **291**, 851–853 (2001).
9. Y. Huang, X. F. Duan, Q. Q. Wei, C. M. Lieber, Directed assembly of one-dimensional nanostructures into functional networks, *Science* **291**, 630–633 (2001).

## 2. Nanotechnology Applications for Measurement in the Environment

10. B. Messer, J. H. Song, P. D. Yang, Microchannel networks for nanowire patterning, *J. Am. Chem. Soc.* **122**, 10232–10233 (2000).
11. J. M. Nam, S. J. Park, C. A. Mirkin, Bio-barcodes based on oligonucleotide-modified nanoparticles, *J. Am. Chem. Soc.* **124**, 3820–3821 (2002).
12. W. C. W. Chan, S. Nie, Quantum dot bioconjugates for ultrasensitive nonisotopic detection, *Science* **281**, 2016–2018 (1998).
13. E. R. Goldman, G. P. Anderson, P. T. Tran, H. Mattoussi, P. T. Charles, J. M. Mauro, Conjugation of luminescent quantum dots with antibodies using an engineered adaptor protein to provide new reagents for fluoroimmunoassays, *Anal. Chem.* **74**, 841–847 (2002).
14. K. G. Thomas, P. V. Kamat, Chromophore functionalized gold nanoparticles, *Acc. Chem. Res.* **36**, 888–898 (2003).
15. M. L. Brongersma, Nanoshells: Gifts in a gold wrapper, *Nature Materials* **2**(5), 296–297 (2003).
16. F. Tokumasu, J. Dvorak, Development and application of quantum dots for immunocytochemistry of human erythrocytes, *J. Microscopy* **211**, 256–261 (2003).
17. J. N. Wohlstadter, J. L. Wilbur, G. B. Sigal, H. A. Biebuyck, M. A. Billadeau, L. W. Dong, A. B. Fischer, S. R. Gudibande, S. H. Jamieson, J. H. Kenten, J. Leginus, J. K. Leland, R. J. Massey, S. J. Wohlstadter, Carbon nanotube-based biosensor, *Adv. Mat.* **15**, 1184–1187 (2003).
18. J. Li, Y. J. Lu, Q. Ye, M. Cinke, J. Han, M. Meyyappan, Carbon nanotube sensors for gas and organic vapor detection, *Nano. Lett.* **3**, 929–933 (2003).
19. Q. F. Pengfei, O. Vermesh, M. Grecu, A. Javey, O. Wang, H. J. Dai, S. Peng, K. J. Cho, Toward large arrays of multiplex functionalized carbon nanotube sensors for highly sensitive and selective molecular detection, *Nano. Lett.* **3**, 347–351 (2003).
20. M. Shim, N. W. S. Kam, R. J. Chen, Y. M. Li, H. J. Dai, Functionalization of carbon nanotubes for biocompatibility and biomolecular recognition, *Nano. Lett.* **2**, 285–288 (2002).
21. Y. Cui, Q. Q. Wei, H. K. Park, C. M. Lieber, Nanowire nanosensors for highly sensitive and selective detection of biological and chemical species, *Science* **293**, 1289–1292 (2001).
22. R. A. Feldman, D. W. Harris, Beyond the human genome: High-throughput, fine scale, molecular dissection of Earth's microbial diversity, *J. Clin. Ligand Assay* **23**(4), 256–261 (2000).
23. J. R. Link, M. J. Sailor, Smart dust: Self-assembling, self-orienting photonic crystals of porous Si, *Proc. Nat. Acad. Sci.* **100**, 10607–10610 (2003).
24. J. W. Yi, W. Y. Shih, W. H. Shih, Effect of length, width, and mode on the mass detection sensitivity of piezoelectric unimorph cantilevers, *J. Appl. Phys.* **91**(3), 1680 (2002).
25. T. S. Kim, Y. B. Kim, K. S. Yoo, G. S. Sung, H. J. Jung, Sensing characteristics of DC reactive sputtered WO<sub>3</sub> thin films as an NO<sub>x</sub> gas sensor, *Sensors and Actuators B* **62**, 102–108 (2000).
26. S. Sukanuma, M. Watanabe, T. Kobayashi, S. Wakabayashi, SO<sub>2</sub> gas sensor utilizing stabilized zirconia and sulfate salts with a new working mechanism, *Solid State Ionics* **126**, 175–179 (1999).
27. J. F. Currie, A. Essalik, J.-C. Marusic, Micromachined thin-film solid-state electrochemical CO<sub>2</sub>, NO<sub>2</sub>, and SO<sub>2</sub> gas sensors, *Sensors and Actuators B* **59**, 235–241 (1999).
28. X. Q. Chen, T. Saito, H. Yamada, K. Matsushige, Aligning single-wall carbon nanotubes with an alternating current electric field. *Appl. Phys. Lett.* **78**, 3714–3716 (2001).
29. H. Garmestani, M. S. Al-Haik, K. Dahmen, R. Tannenbaum, D. S. Li, S. S. Sablin, M. Y. Hussaini, Polymer-mediated alignment of carbon nanotubes under high magnetic fields, *Adv. Mat.* **15**, 1918–1921 (2003).
30. K. K. Caswell, J. N. Wilson, U. H. F. Bunz, C. J. Murphy, Preferential end-to-end assembly of gold nanorods by biotin-streptavidin connectors, *J. Am. Chem. Soc.* **125**, 13914–13915 (2003).

## 2. Nanotechnology Applications for Measurement in the Environment

31. J. W. Yi, W. Y. Shih, R. Mutharasan, W.-H. Shih, *In situ* cell detection using piezoelectric lead zirconate titanate-stainless steel cantilevers, *J. Appl. Phys.* **93**, 619 (2003).
32. M. Quinten, A. Leitner, J. R. Krenn, F. R. Aussenegg, Electromagnetic energy transport via linear chains of silver nanoparticles, *Optics Lett.* **23**, 1331–1333 (1998).



### 3. NANOTECHNOLOGY APPLICATIONS FOR SUSTAINABLE MATERIALS AND RESOURCES

*T. Masciangioli (Chair)*

*D. Bauer, E. Boyes, B. Dunn, L. Lave, S. Lloyd, A. Moore, G. T. R. Palmore,  
S. T. Picraux, D. Rolison*

#### VISION

A society that uses nanotechnology to transform the way it develops, uses, and dissipates materials will change the flow, recovery, and recycling of valuable resources, especially in the use of energy, transportation of people and goods, availability of clean water, and supply of food. Materials and technology sustainability has become a topic of great interest [1]. Materials have been an integral part of addressing environmental quality over the past 30 years. Materials scientists and engineers have had a great impact on the improved quality of released effluent and exhaust plumes, the use of catalysts to avoid unwanted byproducts in chemical processes, and the treatment of waste. They also have led the way in moving from the use of solvents in industrial processes to the use of biodegradable materials and the generation of cleaner energy.

Designers of materials for such purposes, however, have not always considered the environmental impact as well as material functionality, and “the costs and benefits of synthesizing and processing” [1]. For example, efforts to develop “greener” vehicles such as battery-powered vehicles fall short of having a positive impact on the environment. The vehicles appear to be a cleaner choice when compared with gasoline-powered vehicles because there are no tailpipe emissions produced during operation. However, large quantities of toxic and hazardous materials are used to make batteries, and this must be considered in the assessment of environmental benefits of this technology [2]. Thus, applications must address societal needs with respect to sustainability over their entire life cycle. To develop these applications, it will be necessary for nanoscientists to collaborate with scientists and engineers from other disciplines.

Applied research must be balanced with basic research. Basic research that will support the development of sustainability applications for nanotechnology includes: (1) development of a knowledge base that relates structure and function at the nanoscale; (2) design of new materials and architectures with tailored multifunctionality; (3) methods for optimizing control of stability at all scales and conditions of use; (4) engineering as well as synthesis, assembly, and processing at all scales; and (5) creation of research tools that operate across multiple length scales, from the molecular to the macroscopic.

#### CURRENT SCIENTIFIC AND TECHNOLOGICAL ADVANCEMENTS

This section outlines current advances with considerations for increased sustainable material design and resource use. The following section highlights examples of advancements in transportation, water, and agricultural use.

#### Energy and Transportation

In the near term, fossil fuels will be used as the main source of energy. Improvement in the performance of both gas and diesel engines is needed. To enable the production of more super ultra-low emission vehicles, higher quality fuels are needed. This will require advances in catalyst technology to: (1) improve catalyst reactivity, selectivity, and yield; (2) optimize and reduce active species loading levels; (3) improve catalyst durability and stability under exposure to the operating environment; (4) reduce reliance on precious-metal-based and corrosive catalysts; and (5) produce lower cost, less energy-intensive and more environmentally friendly catalysts. In essence, catalytic processes are nanoscale because reactions take place on the surface.

To realize the above improvements, continued research and development are needed to advance understanding of molecular and particle behavior in catalytic reactions. Basic research to develop methods and approaches for optimizing control of stability (preventing deterioration, chemical, or other degradation of the materials, or stability of structure and properties of the materials throughout their useful lifetime in products) at all scales and conditions of use will be critical to achieve these advances. Basic research in synthesis, assembly, and processing will be required to develop fabrication techniques for controlling surface area, cluster and particle structure, component dispersion, and other defining characteristics [3, 4]. Advances in nanoscale science that enable sequestering of CO<sub>2</sub> and separations applications also will be beneficial.

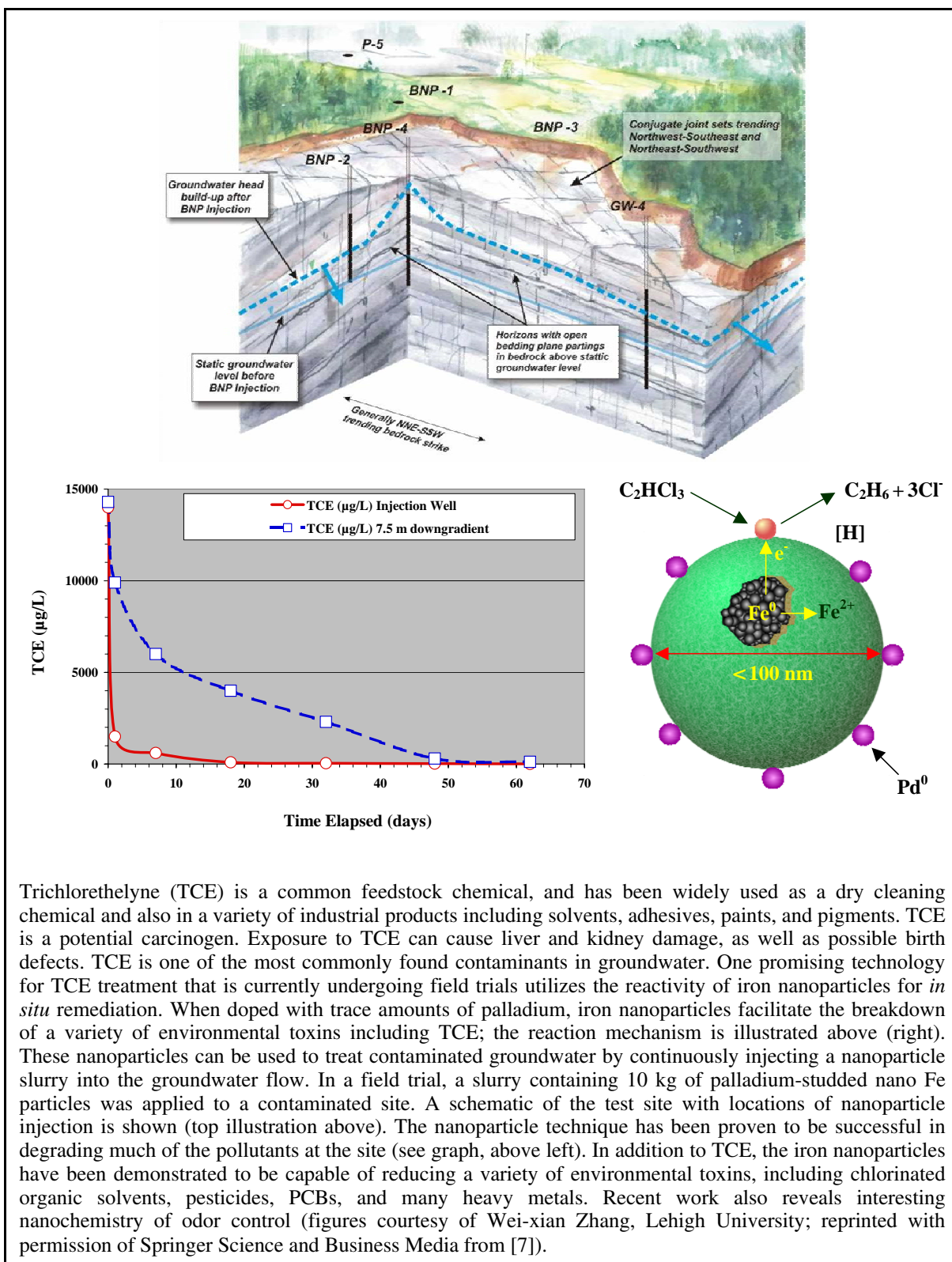
Alternative energy transduction, storage, and transmission materials can be improved in the near term. Ultracapacitors and batteries will benefit from moving to the nanoscale. Breakthroughs in the performance of thermoelectrics have already occurred as a result of advancements at the nanoscale. Methods for assembling nanoparticles need to be explored in more depth, as does nanoscale wiring to move electrons when designing new energy conversion devices.

Photovoltaics can be greatly improved by implementing photonic crystals concepts, which improve light collection and emissivity. Quantum effects made possible by nanotechnology might lead to increases in efficiency. Bridging the molecular and ordered bulk scales will be particularly important for space-efficient energy storage.

#### Water and Agriculture

More effective approaches for treating and remediating water for human consumption and other uses are needed. Removing organics represents a significant challenge. Use of nanoparticles (e.g., modified TiO<sub>2</sub>) as photo-oxidants is promising [5]. Nanotechnology also may play a role in the development of passive separation processes such as in mesoporous membranes, filters, and sorbents. Heavy metals could be applied to the use of derivatized surfaces to target specific contaminants.

Reactive nanoparticles appear to be useful in remediating groundwater and thus also may prove useful in removing pesticides and herbicides in the environment [6]. Nanoparticles also may provide a more efficient and controlled delivery/release method for the application of pesticides and fertilizers. A knowledge base relating structure and function at the nanoscale will be useful for both environmental remediation and agricultural applications.



Trichlorethylene (TCE) is a common feedstock chemical, and has been widely used as a dry cleaning chemical and also in a variety of industrial products including solvents, adhesives, paints, and pigments. TCE is a potential carcinogen. Exposure to TCE can cause liver and kidney damage, as well as possible birth defects. TCE is one of the most commonly found contaminants in groundwater. One promising technology for TCE treatment that is currently undergoing field trials utilizes the reactivity of iron nanoparticles for *in situ* remediation. When doped with trace amounts of palladium, iron nanoparticles facilitate the breakdown of a variety of environmental toxins including TCE; the reaction mechanism is illustrated above (right). These nanoparticles can be used to treat contaminated groundwater by continuously injecting a nanoparticle slurry into the groundwater flow. In a field trial, a slurry containing 10 kg of palladium-studded nano Fe particles was applied to a contaminated site. A schematic of the test site with locations of nanoparticle injection is shown (top illustration above). The nanoparticle technique has been proven to be successful in degrading much of the pollutants at the site (see graph, above left). In addition to TCE, the iron nanoparticles have been demonstrated to be capable of reducing a variety of environmental toxins, including chlorinated organic solvents, pesticides, PCBs, and many heavy metals. Recent work also reveals interesting nanochemistry of odor control (figures courtesy of Wei-xian Zhang, Lehigh University; reprinted with permission of Springer Science and Business Media from [7]).

#### **GOALS FOR THE NEXT 10–15 YEARS: BARRIERS AND SOLUTIONS**

Workshop participants feel that maintaining and improving soil, water, and air quality are formidable challenges facing global society in the 21<sup>st</sup> century. By one estimate, the Earth's population is expected to reach between 10 and 11 billion by 2050 [8]. Correspondingly increased amounts of materials and resources will be required to sustain such a population. Furthermore, increasing amounts of pollutants from a variety of sources enter the atmosphere and hydrosphere on a daily basis. For example, a report by the National Academies predicts that, at the current rate of fuel consumption, total global energy consumption will double by 2050 to nearly 30 terawatts (TW), and atmospheric levels of carbon dioxide will double by the end of the 21<sup>st</sup> century [9]. Approaches to materials and resource use will likely be modified. An interdisciplinary and life-cycle design approach will be required to achieve the goals of developing and deploying sustainable materials. This section describes goals for materials and resource development, use, and life cycle in the context of the future needs of the human population.

#### **Globally Sustainable Energy System: Photovoltaics and Photo-Biofuel Cells**

Although fossil fuels are expected to remain abundant for the next 10–20 years, R&D of alternate energy technologies that are “safe, secure, clean, and affordable” is extremely important in achieving sustainability [8, 9]. Energy technologies typically require improved materials to achieve higher performance. In particular, an improved scientific understanding of nanoscale phenomena and control of material design at the atomic level could enable high-efficiency, low-cost materials for transducing, storing, and transporting energy. Researching, developing, and commercializing carbon-free primary power technologies capable of yielding 10–30 TW in production capacity by the mid-21<sup>st</sup> century could require efforts, perhaps international, pursued with the urgency of the Manhattan Project or the Apollo Program [10].

One targeted goal could be to acquire the total electricity needs of the planet (estimated at 12 TW worldwide or 20 TW by 2020) through solar energy. The overall practical solar energy potential is 600 TW worldwide, with current photovoltaic technology able to provide a 10 percent conversion efficiency, or 60 TW. Although this is a sufficient supply, it is very costly (\$0.35–\$1.50/kW-h), approximately 8 to 10 times costlier compared to energy resources such as fossil fuels. It would require approximately 0.1 percent of the surface area of the globe, or 5 percent of the surface area of the United States, to produce this amount of electricity [11].

A greater understanding of nanoscale photovoltaic processes could lead to significant improvements in solar energy technology. Improvements are required not only to raise efficiency, but also to lower costs, integrate materials into new or existing infrastructure, and provide point-of-use supplies.

Photo-biofuel cells present an alternative to current photovoltaic technology, although they were only in the exploratory research stage at the time of this workshop. To fully realize the potential of this technology, improvements are needed in the development of biocatalysts or biomimetic catalysts (isolation, stability, turnover numbers) and biosystems (identified/designed, stability, efficiency). This area represents a potentially comprehensive and integrated use of nanotechnology (e.g., photoactive particles, membranes, bioactive surfaces, design of antenna systems, and non-precious-metal-based catalysts). Developing an extensive photovoltaic and photo-biofuel cell infrastructure will require design of new materials and architectures with tailored multifunctionality, methods for optimizing control of stability at all scales and conditions of use, and creation of research tools that bridge the molecular and ordered bulk scales.

#### **Green Vehicles and Smart Infrastructure: Optimizing the Transportation of People and Goods**

Many material and resource requirements are intimately linked with how people and goods are transported on roads, across rails, in the air, and on the water. Substantial amounts of materials and resources are used inefficiently for this purpose. For more sustainable use of materials and resources, it is necessary to rethink the design of vehicles used to transport people and goods, as well as the very structure of how materials and resources are delivered to their point of use.

Lowering the costs of alternative fuel sources and energy storage for vehicular applications is a significant challenge. Improvements in power cost will come from a greening of the power train of vehicles (use of fuel cells, ultracapacitors, flywheels, and batteries) and use of lightweight but strong and multifunctional materials for the physical structure. Nanocomposite materials that are high strength, low weight, and multifunctional (i.e., self-cleaning, self-healing) hold great potential for obtaining such properties [12]. Improved electrocatalysts and materials for hydrogen storage will enable the development of new green fuel sources.

The current transportation infrastructure is designed for the 19<sup>th</sup> century; a complete redesign for 21<sup>st</sup> century realities is needed. Developments in nanocomposite multifunctional materials (self-healing, smart, energy harvesting, photovoltaic, piezoelectric, passive remediation of air and water) and corrosion-resistant materials will play a significant role in updating this infrastructure. The transportation system also might be revolutionized and made more sustainable by using information technology to eliminate the need for unnecessary and inefficient travel and transportation of goods. Nanoelectronics (computation, memory, communication) and on-demand production and recycling of goods at their point of use could reduce the physical requirements for travel and transportation.

#### **Globally Sustainable Water: Optimizing the Use and Quality of Water**

New purification schemes, improving current techniques such as microfiltration, reverse osmosis, and photocatalysis, are needed to replace current techniques. New highly distributed and smart water monitoring schemes are needed, as are new membrane technologies (self-assembling pores, adaptable, smart, photoactive, reporter functionality) and new models for nanofiltration/nanoseparations. New composite materials, water purity sensors capable of recognizing chemical speciation, and adaptive multifunctional materials will help to achieve this goal. Use of new water purity sensors will greatly enhance purification schemes. Current water systems suffer from the same problems as roadways and the overall transportation infrastructure. In the 21<sup>st</sup> century, point-of-use supply and closed-loop systems could be used to address the problems associated with a water system that was designed to meet the needs of the 19<sup>th</sup> century.

#### **Globally Sustainable Agriculture: Optimizing the Production and Distribution of Food**

Current agricultural technology requires extensive use of fertilizers to provide nutrient fixation to crops [13]. Nutrient optimization is needed to avoid excess; nanoparticles for direct nitrogen fixation might prove revolutionary, or there may be opportunities to engineer soil for fertilization improvement.

Use of pesticides, herbicides, and rodenticides also may be reduced based on R&D at the nanoscale. In addition, nanotechnology may add benefit by the development of photocatalysts to facilitate the breakdown of biocides and the development of “smart dust” to identify and locate biocides in the environment. Establishment of a knowledge base that relates structure and function at the nanoscale and design of new materials and architectures with tailored multifunctionality will aid in the development of agricultural applications.



## SCIENTIFIC AND TECHNOLOGICAL INFRASTRUCTURE

### Interdisciplinary Training

A key feature to achieving the goals outlined in this chapter will be the ability of scientists, engineers, and researchers from diverse subject areas to collaborate in an interdisciplinary manner. In general, research in engineering, as well as chemical synthesis, assembly, and processing techniques, will be required to scale up production of the new materials. Collaboration with other fields will be necessary to develop specific applications. Solar energy/photovoltaic applications, for example, will require that chemists work with materials scientists, architects, and urban planners to optimize and integrate photovoltaic technology into existing and future physical infrastructure. Work on redesign of the transportation infrastructure, however, will require a different set of collaborators such as computer scientists and engineers, manufacturing engineers, and urban planners.

### Life Cycle Design

Another essential aspect to achieving the goals for sustainable materials and resources is taking a life cycle design approach to R&D. Considering the photovoltaic example, durable functionality, recyclability, and use of benign materials in developing products must be considered. In the area of nutrient optimization, green manufacturing and global nitrogen/phosphorous cycles need to be addressed.

## R&D INVESTMENT AND IMPLEMENTATION STRATEGIES

Interdisciplinary funding strategies are needed to meet the goals and challenges outlined in this chapter. Changing current thinking about materials development and resource use will require a carefully thought-out research agenda. The relationship between structure and function at the nanoscale must be developed; new materials and architectures need to be designed with tailored multifunctionality; control of stability at all scales and conditions of use should be optimized; and engineering must be addressed along with synthesis, assembly, and processing at all scales. In addition, research tools that bridge the molecular and ordered bulk scales are needed.

## EXAMPLES OF RECENT ACHIEVEMENTS AND PARADIGM SHIFTS

### Rechargeable Magnesium Alloy Batteries—Cheaper, Lighter, and Greener

A prototype rechargeable magnesium alloy battery generates 0.9–1.2 volts—about the same as a nickel-cadmium battery—and can be discharged and recharged many times without losing significant power capacity [14, 15]. Researchers used an alloy of magnesium, AZ31, which is 3 percent aluminum and 1 percent zinc.

### Multifunctional Alloys

Most metals would be permanently deformed if stretched up to 2.5 times their original length; however, new alloys based on nanotechnology spring back again and, therefore, have been termed “super elastic.” When pulled harder, they extend by an additional 20 percent before snapping [16]. This degree of elasticity is unusual for a metal, and has been dubbed “superplasticity.”

#### Nature-Inspired Smart Material

The Fuji Xerox team makes tiny, contractible pigment bags from the polymer, N-isopropylacrylamide (known as NIPAM). Its long, chainlike molecules can be cross-linked to form a soft gel, the volume of which is controlled by temperature. At approximately 34°C, the polymer molecules suddenly contract and the gel collapses to 10 percent or less of its original volume. Akashi and colleagues make particles consisting of NIPAM pigment bags that are only 20–200 micrometers across when swollen [17]. The researchers load these particles with large amounts of pigments such as carbon black (used in India ink) without significantly affecting their temperature-triggered shrinking. Therefore, it should be possible to construct smart materials that respond to specific triggers, including temperature and size changes.

Two additional advances that represent examples of potential paradigm shifts include a biofuel cell that runs on metabolic energy [18] and thin-film thermoelectric devices with high room-temperature figures of merit [19].

#### REFERENCES

1. P. Campbell, Opinion: Materials for sustainability, *Nature* **419**, 543 (2002).
2. L. Lave, H. MacLean, C. Hendrickson, R. Lankey, Life cycle analysis of alternative automobile fuel/propulsion technologies, *Environ. Sci. Technol.* **34**(17), 3598–3605 (2000).
3. J. Y. Ying, T. Sun, Research needs assessment on nanostructured catalysts, *J. Electroceramics* **1**(3), 219–238 (1997).
4. H. H. Kung, Heterogeneous catalysis: What lies ahead in nanotechnology, *Appl. Catalysis A* **246**, 193–196 (2003).
5. J. P. Wilcoxon, Catalytic photooxidation of pentachlorophenol using semiconductor nanoclusters, *J. Phys. Chem. B* **104**(31), 7334–7343 (2000).
6. D. W. Elliott, W.-X. Zhang, Field assessment of nanoscale bimetallic particles for groundwater treatment, *Environ. Sci. Technol.* **35**(24), 4922–4926 (2001).
7. W.-X. Zhang, Nanoscale iron particles for environmental remediation: An overview, *Journal of Nanoparticle Research* **5**, 323–332 (2003).
8. N. S. Lewis, R&D challenges in the chemical sciences to enable widespread utilization of renewable energy. Presented at Energy and Transportation: Challenges for the Chemical Sciences in the 21<sup>st</sup> Century, Workshop on Energy and Transportation, National Academy of Sciences, 7–9 January, Washington, D.C. (2002).
9. BCST (Board on Chemical Sciences and Technology), *Energy and Transportation: Challenges for the Chemical Sciences in the 21<sup>st</sup> Century*, The National Academy Press, Washington, D.C. (2003).
10. M. I. Hoffert, K. Caldeira, K. J. Atul, E. F. Haites, L. D. D. Harvey, S. D. Potter, M. E. Schlesinger, S. H. Schneider, R. G. Watts, T. M. L. Wigley, D. J. Wuebbles, Energy implications of future stabilization of atmospheric CO<sub>2</sub> content, *Nature* **395**, 881–885 (1998).
11. N. Lewis, the Lewis Group, Stanford University, Global energy perspective: Scientific challenges in sustainable energy technology (website), <http://nsl.caltech.edu/energy.html>.
12. S. M. Lloyd, L. B. Lave, Life cycle economic and environmental implications of using nanocomposites in automobiles, *Environ. Sci. Technol.* **37**(15), 3458–3466 (2003).
13. EPA (U.S. Environmental Protection Agency), *Background Report on Fertilizer Use, Contaminants and Regulations*. U.S. Environmental Protection Agency Report EPA 747-R-98-003, 6 (1999), <http://www.epa.gov/opptintr/fertilizer.pdf>.

### 3. Nanotechnology Applications for Sustainable Materials and Resources

14. O. Chusid, Y. Gofer, H. Gizbar, Y. Vestfrid, E. Levi, D. Aurbach, I. Riech, Solid-state rechargeable magnesium batteries, *Adv. Mater.* **15**, 627–630 (2003).
15. D. Aurbach, Z. Lu, A. Schechter, Y. Gofer, H. Gizbar, Y. Turgeman, Y. Cohen, M. Moshkovich, E. Levi, Prototype systems for rechargeable magnesium batteries, *Nature* **407**, 724–727 (2003).
16. T. Saito, T. Furuta, J.-H. Hwang, S. Kuramoto, K. Nishino, N. Suzuki, R. Chen, A. Yamada, K. Ito, Y. Seno, T. Nonaka, H. Ikehata, N. Nagasako, C. Iwamoto, Y. Ikuhara, T. Sakuma, Multifunctional alloys obtained via a dislocation-free plastic deformation mechanism, *Science* **300**, 464–467 (2003).
17. R. Akashi, H. Tsutsui, A. Komura, Polymer gel light-modulation materials imitating pigment cells, *Adv. Mater.* **14**, 1808–1811 (2002).
18. N. Mano, F. Mao, A. Heller, A miniature biofuel cell operating in a physiological buffer. *J. Am. Chem. Soc.* **124**, 12962–12963 (2002).
19. R. Venkatasubramanian, E. Siivola, T. Colpitts, B. O'Quinn, Thin-film thermoelectric devices with high room temperature figures of merit, *Nature* **413**, 597–602 (2001).



## 4. NANOTECHNOLOGY APPLICATIONS FOR SUSTAINABLE MANUFACTURING PROCESSES

*H. Cabezas (Chair)*

*E. Beaver, V. Grassian, T. Gutowski, J. Hutchison, K. Klabunde, S. Larsen, A. Mansoori, A. Russell, S. I. Shah, D. Velegol, W. Zhang*

### VISION

Sustainable manufacturing processes based on the use of nanoscale science and nanotechnology—integrated processes and bottom-up assembly—can serve human needs and are compatible with the surrounding ecosystems and human population. Nanotechnology has significant potential to affect conventional and future manufacturing processes. However, these processes may carry environmental and social impacts as well, so it is necessary to try to foresee and prevent negative impacts as new processes are developed.

### CURRENT SCIENTIFIC AND TECHNOLOGICAL ADVANCEMENTS

To accomplish the vision stated above, the current state of nanoscale processing technology must be examined. Current examples of nanoscale processing include the manufacturing of commercial sunscreens composed of ZnO or TiO<sub>2</sub> nanoparticles, and the production of carbon nanotubes or diamondoids. Some nanomaterials can be produced only in limited quantities, and the price may be prohibitive for some applications at the present time. Another current example of nanoscale processing is the production of electronic devices. Components can be on length scales from microscale to nanoscale and are fabricated using top-down processing methods that require huge quantities of material and energy. As a result, large volumes of solid and liquid wastes are produced.

### GOALS FOR THE NEXT 10–15 YEARS: BARRIERS AND SOLUTIONS

A new paradigm for manufacturing may develop that will require the following objectives: (1) eliminate material waste, (2) reduce resources used in manufacturing processes, (3) minimize energy use, and (4) assess the safety, environmental, and ethical aspects of nanoscale manufacturing.

### SCIENTIFIC AND TECHNOLOGICAL INFRASTRUCTURE

The specific goals outlined in this section require interdisciplinary research funding. The development of sustainable manufacturing processes will require a carefully thought-out scientific research agenda. Characterization of nanomaterials at the nanoscale must be developed, along with engineered solutions that take into account consideration for sustainable production processes.

### **R&D INVESTMENT AND IMPLEMENTATION STRATEGIES**

#### **Strategies to Achieve the Vision**

A number of specific strategies can be used to achieve sustainable manufacturing. One such strategy is optimizing the use of benign materials such as alternative, solvent-free processes, using the unique reactivity and properties of nanoscale materials, and using enzymes to develop benign material feedstocks and multifunctional, smart nanoscale catalysts. Other strategies include: (1) efficient control of manufacturing processes with sensors and actuators, which may include defect minimization, greater fault tolerance, and self-healing, (2) controlled selectivity in manufacturing processes, including multifunctional catalysts and stability of catalysts, as well as sensors to monitor processes and increase their efficiency, and (3) integration of biological processing into nanotechnology-driven manufacturing, including high enantiomeric selectivity using biological molecules, rational modification of multifunctional materials, manufacture of self-healing nanostructures, and programmable “death.” Additional strategies include maximizing recyclability, recovery, remanufacturing, and reuse of products; reducing the number of unit operations in manufacturing using combined catalysis and separations; and continually evolving practices and metrics that enable and define sustainability.

#### **Challenges in Sustainable Manufacturing Processes**

A number of hurdles in the research of nanoscale manufacturing processes stand between the current state of manufacturing processes and the vision described at the beginning of this chapter. One challenge is designing and manufacturing nanomaterials including: (1) large-scale production of nanoscale building blocks (e.g., nanotubes, diamondoids, quantum dots), (2) design and production of complex, nanostructured materials (e.g., nanocomposites, multifunctional catalysts, electrolytes), and (3) the possible creation of a Federally funded user facility in bottom-up processing for pilot-scale synthesis and production of nanomaterials.

Another challenge is manufacturing integrated nanodevices such as: (1) sensors, actuators, and multifunctional devices (e.g., a catalytic reactor that also performs separations), (2) transformation of unit operations (e.g., building nanosize reactors, pumps, mixers, and separators) moving from microfluidics to nanofluidics and constructing “factories on particles,” and (3) self-assembly, bottom-up manufacturing, including directed assembly using weak forces. In addition, the design of manufacturing processes based on nanotechnology is another hurdle. This includes just-in-time, just-in-place manufacturing (e.g., mobile and low power), rather than here-and-now moving to there-and-then, novel architectures (e.g., bio-inspired, three-dimensional), and solar-powered manufacturing (e.g., hydrogen generation, artificial photosynthesis).

Developing theories, models, and experimental data on nanoscale materials and processes are additional hurdles in the research of nanoscale manufacturing processes. These activities include: (1) fundamental examination of thermo/kinetics/transport at the nanoscale level, (2) linkage of macro/micro/nano/atomic-scale regimes using quantum, molecular, and continuum modeling, and (3) understanding of surface properties (intermolecular forces, surface area, surface charge, surface chemistry).



surface area, and reactivity) and adapting current ethical principles from professional societies to the needs of nanotechnology (e.g., what determines responsible use of nanotechnology). Finally, it also will be important to incorporate the concept of sustainability into current and future educational activities related to nanotechnology.

### EXAMPLES OF RECENT ACHIEVEMENTS AND PARADIGM SHIFTS

#### Commercial Applications

Sunscreens composed of ZnO or TiO<sub>2</sub> nanoparticles are produced at a commercial level, as are nanostructured sorbents for environmental remediation purposes and nanostructured polishing agents. If the challenge of designing and manufacturing nanomaterials is achieved, it will be possible to produce bulk quantities of other nanoparticles such as carbon nanotubes, diamondoids, and fullerenes. At present, electronics are produced using photolithography, a material- and energy-intensive process. However, bottom-up techniques that use self-assembly and directed assembly could produce molecular electronic devices that are smaller and use the quantum effects inherent in the nanoparticles [2]. Thus, the architectures would be as novel as the particle properties. DNA functionality could be used to drive assembly.

#### “Factory on a Particle”

Current efforts in pharmaceutical delivery have included drug delivery and laboratory-on-a-chip techniques. One paradigm shift envisions a “factory on a particle,” in which small-scale pharmaceutical production occurs inside the body [3–5]. The nanoscale factory that produces the drug could be implanted, and benign raw material could be injected. Sensors in the “factory” would determine when to turn it on and when to turn it off. Transportation, production, and legal costs could be greatly reduced. The factories would be distributed spatially, as each patient would have a personal factory.

### REFERENCES

1. K. K. Caswell, Preferential end-to-end assembly of gold nanorods by biotin-streptavidin connectors, *J. Am. Chem. Soc.* **125**(46), 13914–13915 (2003).
2. M. Nirmal, L. E. Brus, Luminescence photophysics in semiconductor nanocrystals, *Acc. Chem. Res.* **32**, 407 (1999).
3. K. E. Drexler, Building molecular machine systems, *Trends Biotechnol.* **17**, 5–7 (1999).
4. K. Bogunia-Kubik, M. Sugisaka, From molecular biology to nanotechnology and nanomedicine, *BioSystems* **65**, 123–138 (2002).
5. H. H. Ramezani, G. A. Mansoori, Diamondoids as molecular building blocks for nanotechnology *Proceed. Int'l Congress of Nanotechnology (ICNT)*, San Francisco, CA, Oct. 31–Nov. 4, 2005.

## 5. NANOTECHNOLOGY IMPLICATIONS IN NATURAL AND GLOBAL PROCESSES

*E. Barrera (Chair)*

*R. Flagan, S. Friedlander, P. M. Gschwend, S. T. Martin, A. Navrotsky, R. L. Penn, R. Schmitt, J. N. Smith, S. Traina*

### VISION

Nanotechnology's implications for natural and global processes involve the ability to understand and quantify nanoparticles in Earth system processes in order to anticipate their impacts and thus optimize and integrate environmental sustainability and nanotechnology. The intentional and unintentional release of nanoparticles and nanomaterials into the environment poses challenges and potential dangers. Nanoparticles and nanoscale processes may impact such long-term phenomena as climate change, ore and petroleum deposition, paleomagnetism, and groundwater composition [1]. Environmental science and technology link the concentrations of both anthropogenic and natural constituents to their effects on the well-being of humans and other organisms. Quantifying these links is especially needed when assessing the effects of nanoparticles and the uses of nanotechnology. The concepts of nanoscale science and the tools of nanotechnology offer unique opportunities for understanding and monitoring these links. Environmental and biological sciences at all levels of organization must be closely integrated because human survival requires robust and diverse ecosystems.

### CURRENT SCIENTIFIC AND TECHNOLOGICAL ADVANCEMENTS

Advances to date have been identified from several different perspectives, such as technology for detection and characterization of nanoparticles, how molecular and nanoscale events trigger processes at all scales important to the environment, and discoveries of new and different properties inherent at the nanoscale. However, experts still do not know how to anticipate the fate of nanoparticles in most environmental systems (soils, groundwater, bed sediments, lakes, and other systems).

Technology that has led to the understanding of particles in the atmosphere (mobility measurements) has allowed size resolution of particles from a polydispersed system and quantification of particles within a size class, allowing for rapid determination of particle size distributions in real time [2–9]. Recent advances in the physical characterization of atmospheric nanoparticles now allow for the detection of these nascent particles when they are only hours old (corresponding to diameters of approximately 3 nm) and thus can be used to correlate local meteorology and gas-phase atmospheric chemical composition to new particle production [10]. This capability has enabled direct observation of homogeneous nucleation events over boreal forests and tidal zones, in the free troposphere, and even in the polluted urban atmosphere, as well as the detection of nanoparticles in the on-highway emissions from diesel engines [11]. Such data have stimulated advances in modeling the dynamics of atmospheric nanoparticles. These physical characterization techniques already are undergoing rapid advances that are decreasing the detectable particle size, even to the molecular scale.

Thermodynamically stable crystal structures are different at the nanoscale than at macroscales. For example, transport of aluminum in aqueous solution occurs through a series of labile clusters that aggregate to form larger particles, eventually defining the reactivity of the bulk phase [12–14]. This phenomenon occurs in many environments, such as water treatment plants, where aluminum sulfate is used in coagulation, a critical step for efficient removal of particles, pollutants, and pathogens affecting human health.

Understanding the distributions of chemical species in aquatic systems among dissolved, colloidal, and larger particle phases has been a major success in the field of geochemistry. An improved knowledge of nanoscale species has explained periodic failures of filtration-based water treatment. The discovery that small nanoparticles and their chemical burdens pass through the filters led to improved water treatment processes. Further, recognition of colloidal phases has enabled great improvements in knowledge of solid-solution partitioning [15]. Likewise, this improved understanding has allowed experts to anticipate how subsurface transport of contaminants (e.g., radionuclides) can be facilitated by suspended nanoparticles [16–18].

Nanoscale signal processing controls the replenishment of some biological populations. As a result, researchers have successfully harnessed the signals that control reproduction and recruitment of a commercially exploited and critically depleted marine shellfish (abalone), providing the key to restoring abundances in the wild and launching an aquaculture industry [19–24].

### **GOALS FOR THE NEXT 10–15 YEARS: BARRIERS AND SOLUTIONS**

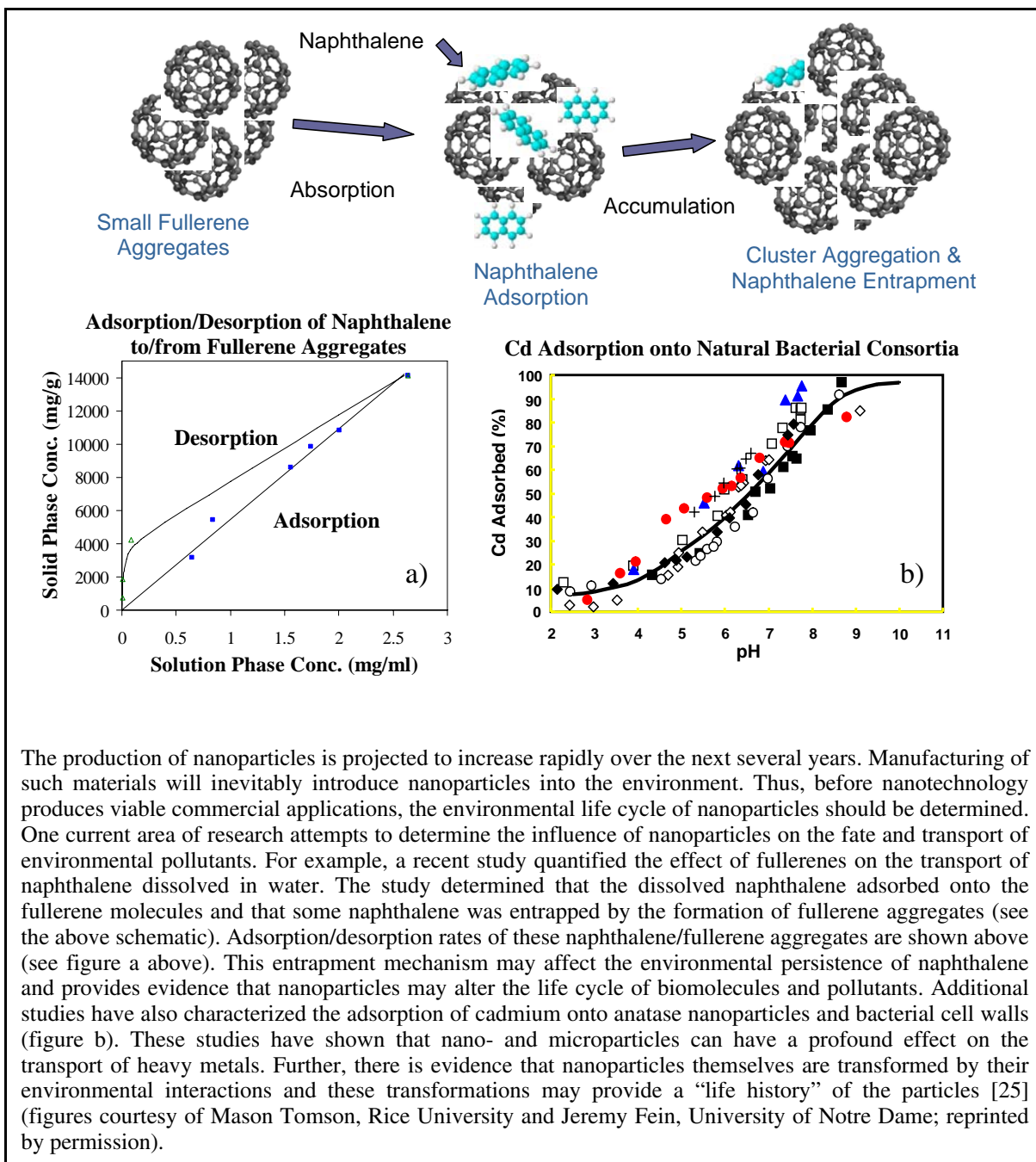
#### **Current Questions and Needs**

Future advances as a result of changing technology will help to develop predictive models of the spatial and temporal distribution, transport, and transformations of nanoparticles in the environment, and of the impacts on organisms. The ultimate goal of these models is to predict the effects of nanoparticles on Earth system processes, local-to-global ecology, and human health. One key product will be predictions of the likely sources, types, and concentrations of nanoparticles released to the environment.

The interaction between nanotechnology and ecosystem biology is insufficiently developed. Biological research at all scales of organization is essential to appropriately address the environmental impact of nanoscale science and technology. Goals are to identify, quantify, and predict effects on individual, population, community, and ecosystem phenomena. Then it will be possible to distinguish between adverse and beneficial perturbations on both short and long time scales.

Nonclassical behavior at the nanoscale affects the kinetics and thermodynamics of nucleation, growth, and dissolution in the environment. This effect must be quantified both theoretically and experimentally. Molecular-scale models of the structures, reactivity, and solubility of nanoparticles as dependent on composition, size, and external conditions are needed. In addition, theoretical and experimental methodologies for the real-time characterization of particles in natural waters should be developed. Further development of experimental approaches for studies of hydrated nanoparticles is required. This includes measurement with high resolution in space and time of particle number, composition, and morphology, as well as predictive models validated by such data. In addition, nanoparticle labels and detection schemes are needed. One possible application of this technology is pollution attribution, which can be achieved through the use of nanoparticles of signature chemical compositions incorporated into point and distributed emission sources. These markers also will be important in distinguishing anthropogenic from natural nanoparticles.





Although nanobiology currently emphasizes human health, the broader ecological aspects of nanoscale science and technology need to be developed. This could be accomplished by building a broader community of interdisciplinary scientists, with a particular focus on biologists and ecologists. Furthermore, a database of nanoparticle properties should be developed, and an accessible sample repository of model and standard nanoparticles should be created and maintained. Discussions involving the relevant stakeholders could contribute to the identification of a limited set of nanoparticles and nanomaterials in the near term. Over the long term, the database could be extended through a combination of targeted experiments, combinatorial studies, and model predictions.

There are major industry sectors already producing large amounts of nanoparticles such as carbon black and fumed silica. An active start-up industry sector that manufactures novel nanoparticle products has developed over the last 10 years. The experience of the large-scale manufacturers should help guide the development of the start-up industry. It will be important to identify trends in the development of the start-up sector to forecast the effects of this new sector on the environment.

### **Long-Term Targets**

Currently only a very small portion of the atmosphere and hydrosphere can be characterized. Available sensors are extremely limited in their coverage. If sensors and instrumentation are developed that are inexpensive, rugged, long-lived, real-time, autonomous, and deployable on buoys, subsurface objects, balloons, and remotely operated vehicles in the atmosphere, the state of the environment could be mapped to a degree not previously possible. Using data continuously obtained from deployed instrumentation, it is possible to go back and identify sources of unexpected appearances of deleterious materials in the environment, time and place emissions to minimize deleterious effects, understand the evolution of problems in time, and develop and validate models that will allow experts to predict, anticipate, and prevent future pollution.

A number of vital rates govern population dynamics in the ecosystem. Using knowledge of nanoscale signaling and nanotechnology to manage ecosystems will mitigate deleterious effects. One primary strategy could be to employ nanotechnology to regulate the vital rates of individuals within the ecosystem, which control population growth, by harnessing key environmental signals that govern the rate-limiting process.

Biological systems are natural sources of nanoparticles; there is an untapped potential to use natural biota for the sustainable production of tailored and technologically useful nanoparticles. In addition, there is a need to effectively involve stakeholders, especially the public, in the discussion of the impacts of nanotechnology on the environment.

### **SCIENTIFIC AND TECHNOLOGICAL INFRASTRUCTURE**

Long-term research support for interdisciplinary projects is critical. In addition, research on the development of novel manufacturing techniques on the nanoscale for sustainable processes is needed.

### **R&D INVESTMENT AND IMPLEMENTATION STRATEGIES**

The following goals emerge from the challenges and opportunities described above: (1) understand nanoscale phenomena as they pertain to Earth system processes on local, regional, and global scales over a range of time domains, (2) understand and quantify the inputs, cycling, and effects of nanoparticles in the environment to anticipate the impacts of future particle release, and (3) optimize and integrate environmental sustainability and nanotechnology.



## REFERENCES

1. For example:
 

J. F. Banfield, H. Zhang, Nanoparticles in the environment, *Rev. Mineral. Geochem.* **44**, 1–58 (2001).

A. Navrotsky, Thermochemistry of nanomaterials, *Rev. Mineral. Geochem.* **44**, 73–103 (2001).

J. N. Ryan, P. M. Gschwend, Effect of solution chemistry on clay colloid release from an iron oxide-coated aquifer sand. *Environ. Sci. Technol.* **28**, 1717–1726 (1994).

C. H. Swartz, P. M. Gschwend, Field studies of *in situ* colloid mobilization in a Southeastern coastal plain aquifer, *Water Resour. Res.* **35**, 2213–2223 (1999).

J. N. Ryan, M. Elimelech, Colloid mobilization and transport in groundwater, *Colloid Surface A* **107**, 1–56 (1996).

S. A. Sanudo-Wilhelmy, F. K. Rossi, H. Bokuniewicz, R. J. Paulsen, Trace metal levels in uncontaminated groundwater of a coastal watershed: importance of colloidal forms, *Environ. Sci. Technol.* **36**(7), 1435–1441 (2002).

L. A. Hellerich, P. M. Oates, C. R. Johnson, N. P. Nikolaidis, C. F. Harvey, P. M. Gschwend, Bromide transport before, during, and after colloid mobilization in push-pull tests and the implications for changes in aquifer properties, *Water Resour. Res.* **39**(1), Art. No. 1301 (2003).

J. Riotte, F. Chabaux, M. Benedetti, A. Dia, M. Gerard, J. Boulegue, J. Etame, Uranium colloidal transport and origin of the U-234–U-238 fractionation in surface waters: New insights from Mount Cameroon, *Chem. Geol.* **20**(3-4), 365–381 (2003).
2. R. C. Flagan, History of electrical aerosol measurements, *Aerosol Sci. Technol.* **28**(4), 301–380 (1998).
3. E. Gard, J. E. Mayer, B. D. Morrical, T. Dienes, D. P. Fergenson, K. A. Prather, Real-time analysis of individual atmospheric aerosol particles: Design and performance of a portable ATOFMS, *Anal. Chem.* **69**(20), 4083–4091 (1997).
4. L. S. Hughes, J. O. Allen, M. J. Kleeman, R. J. Johnson, G. R. Cass, D. S. Gross, E. E. Gard, M. E. Gaelli, B. D. Morrical, D. P. Fergenson, T. Dienes, C. A. Noble, D.-Y. Liu, P. J. Silva, K. A. Prather, Size and composition distribution of atmospheric particles in Southern California, *Environ. Sci. Technol.* **33**(20), 3506–3515 (1999).
5. K. J. Higgins, H. Jung, D. B. Kittelson, J. T. Roberts, M. R. Zachariah, Size-selected nanoparticle chemistry: Kinetics of soot oxidation, *J. Phys. Chem. A* **106**, 96–103 (2002).
6. H. J. Tobias, D. E. Beving, P. J. Ziemann, H. Sakurai, M. Zuk, P. H. McMurry, D. Zarling, R. Waytulonis, D. B. Kittelson, Chemical analysis of diesel engine nanoparticles using a nano-DMA/thermal desorption particle beam mass spectrometer, *Environ. Sci. Technol.* **35**, 2233–2243 (2001).
7. D.-Y. Liu, R. J. Wenzel, K. A. Prather, Aerosol time-of-flight mass spectrometry during the Atlanta Supersite Experiment: 1. Measurements, *J. Geophys. Res. D: Atmos.* **108**, SOS 14/11–SOS 14/16 (2003).
8. A. M. Middlebrook, D. M. Murphy, S.-H. Lee, D. S. Thomson, K. A. Prather, R. J. Wenzel, D.-Y. Liu, D. J. Phares, K. P. Rhoads, A. S. Wexler, M. V. Johnston, J. L. Jimenez, J. T. Jayne, D. R. Worsnop, I. Yourshaw, J. H. Seinfeld, R. C. Flagan, A comparison of particle mass spectrometers during the 1999 Atlanta Supersite Project, *J. Geophys. Res. D: Atmos.* **108**, SOS 12/11–SOS 12/13 (2003).
9. R. J. Wenzel, D.-Y. Liu, E. S. Edgerton, K. A. Prather, Aerosol time-of-flight mass spectrometry during the Atlanta Supersite experiment: 2. Scaling procedures, *J. Geophys. Res. D: Atmos.* **108**, SOS 15/11–SOS 15/18 (2003).

## 5. Nanotechnology Implications in Natural and Global Processes

10. For example, J. J. Marti, R. J. Weber, P. H. McMurry, F. Eisele, D. Tanner, A. Jefferson, New particle formation at a remote continental site: Assessing the contributions of SO<sub>2</sub> and organic precursors, *J. Geophys. Res.* **102**(D5), 6331–6339 (1997).
11. M. Kulmala, H. Vehkamäki, T. Petaja, M. dal Maso, A. Lauri, V.-M. Kerminen, W. Birmili, P. H. McMurry, Formation and growth rates of ultrafine atmospheric particles: A review of observations, *J. Aerosol Sci.* **35**, 143–175 (2004).
12. G. Furrer, B. L. Phillips, K.-U. Ulrich, R. Pothig, W. H. Casey, The origin of aluminium flocs in polluted streams, *Science* **297**, 2245–2247 (2002).
13. W. H. Casey, T. W. Swaddle, Why small? The use of small inorganic clusters to understand mineral surface and dissolution reactions in geochemistry, *Rev. Geophys.* **41**(2), 1–20 (2003).
14. W. H. Casey, B. L. Phillips, G. Furrer, Aqueous aluminum polynuclear complexes and nanoclusters: A review, *Rev. Mineral Geochem.* **44**, 167–190 (2001).
15. K. J. Howe, M. M. Clark, Fouling of microfiltration and ultrafiltration membranes by natural waters, *Environ. Sci. Technol.* **36**(16), 3571–3576 (2002).
16. Ö. Gustafsson, P. M. Gschwend, Aquatic colloids: Concepts, definitions, and current challenges, *Limnol. Oceanogr.* **42**, 519–528 (1997).
17. B. D. Honeyman, Geochemistry: Colloidal culprits in contamination, *Nature* **397**, 23–24 (1999).
18. A. B. Kersting, D. W. Eford, D. L. Finnegan, D. J. Rokop, D. K. Smith, J. L. Thompson, Migration of plutonium in ground water at the Nevada Test Site, *Nature* **397**, 56–59 (1999).
19. For example, P. J. Panak, M. A. Kim, J. I. Yun, J. I. Kim, Interaction of actinides with aluminosilicate colloids *in statu nascendi*. Part II: Spectroscopic speciation of colloid-borne actinides (III), *Colloids Surfaces A-Physicochemical Engineering Aspects* **227**(1-3), 93–103 (2003).
20. D. E. Morse, Biochemical and genetic engineering for improved production of abalones and other valuable molluscs, *Aquacult.* **39**, 263–282 (1984).
21. D. E. Morse, Biotechnology in marine aquaculture, *Aquacult. Eng.* **5**, 347–355 (1986).
22. D. E. Morse, Molecular mechanisms controlling metamorphosis and recruitment in abalone larvae. In *Abalone of the World: Ecology, Fisheries, and Culture*, eds. S. A. Shepherd, M. J. Tegner, S. A. Guzman del Proo, pp 107–119. Oxford: Blackwell (1992).
23. D. E. Morse, H. Duncan, N. Hooker, A. Morse, Hydrogen peroxide induces spawning in molluscs, with activation of prostaglandin endoperoxide synthetase, *Science* **196**, 298–300 (1977).
24. D. E. Morse, N. Hooker, H. Duncan, L. Jensen, Gamma-aminobutyric acid, a neurotransmitter, induces planktonic abalone larvae to settle and begin metamorphosis, *Science* **204**, 407–410 (1979).
25. H. Zhang, B. Gilbert, F. Huang, J. Banfield, Water-driven structure transformation in nanoparticles at room temperature, *Nature* **424**, 1025–1029 (2003).

## 6. NANOTECHNOLOGY IMPLICATIONS IN HEALTH AND THE ENVIRONMENT

*K. Dreher (Chair)*

*J. Bucher, V. Colvin, D. Costa, I. Gilmour, C.-W. Lam, G. Oberdörster, D. Pui, D. Warheit*

### VISION

In 30 years, nanotechnology will be pervasive and incorporated into all aspects of daily life. This emerging technology will develop responsibly with a full appreciation of its health and environmental impacts. Nanotechnology can provide novel ways to enhance human health as well as protect and clean the environment. Developing these applications, which range from sensors to catalysts, has been the objective of ongoing research efforts discussed elsewhere in this report. This chapter addresses the implications of nanotechnology for health and the environment. At the time of this workshop, a limited number of reports existed on this critical topic; its development will spawn an exciting new discipline at the intersection of nanochemistry, ecology, geology, and toxicology.

### CURRENT SCIENTIFIC AND TECHNOLOGICAL ADVANCEMENTS

Information describing the relative health and environmental risk assessment of nanotechnology and associated nanomaterials is severely lacking. Due to this knowledge gap, it is uncertain whether one can extrapolate nanomaterial health and environmental risk assessments from information derived from natural or waste by-product nanoparticles. Only recently have studies assessed the relative toxicities of engineered nanomaterials [1]. Comparative inherent pulmonary toxicological assessments of single-wall carbon nanotubes have been undertaken by two groups: one led by Dr. Chiu-wing Lam of Wyle Laboratories, Johnson Space Center, Houston, TX, and the other by Dr. David Warheit, DuPont's Haskell Laboratory for Health and Environmental Sciences, Newark, DE [2, 3]. Both studies reported similar pathological findings demonstrating the ability of single-wall carbon nanotubes to induce the formation of granulomas. An interesting finding from these studies was, in contrast to quartz particles, the formation of granulomas without evidence of ongoing pulmonary inflammation; however, artifacts due to administration of high doses of aggregated nanostructured materials have to be considered when interpreting results. These results further suggest that it may be difficult to extrapolate the toxicity of synthetically generated nanomaterials using existing particle toxicology databases.

### GOALS FOR THE NEXT 10–15 YEARS: BARRIERS AND SOLUTIONS

Understanding the health and environmental impacts of nanomaterials will be essential given the ever-increasing applications of nanotechnology in society. Several research challenges need to be addressed for the applications of nanotechnology to proceed in a safe and environmentally friendly manner. There are significant research challenges to understanding the implications of nanotechnology on health and the environment, both because of its youth as well as its broad

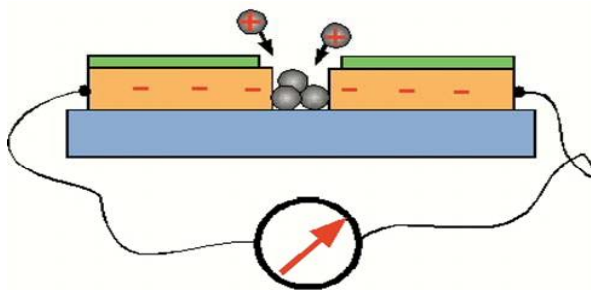
interdisciplinary content. The following research challenges represent significant issues that must be addressed for any possible harmful implications of nanotechnology on health and the environment to be understood and prevented or mitigated.

### Detection of Heavy Metal Ions with Nano Junctions

Researchers at the University of New Mexico are exploiting the phenomena of conductance quantization and quantum tunneling to fabricate nanoelectrodes for *in situ* detection of metal ion pollution.

The development of high-performance and low-cost sensors for initial on-site screening test of surface and groundwater can be used to provide early warning and prevention of heavy metal ion pollution. Existing analytical techniques usually require preconcentration of samples to detect trace metal ions, which can be time consuming and prone to cross-contamination. The nanocontact sensor has the potential of detecting even a few metal ions without preconcentration and is particularly suitable for on-site detection of ultratrace levels of heavy metal ions.

The sensor consists of an array of nanoelectrode pairs on a silicon chip. The nanoelectrodes in each pair are separated with an atomic scale gap, which is achieved with the help of quantum tunneling phenomenon. Electrochemical deposition of even a few metal ions into the gap can bridge the gap and form a nanocontact between the nanoelectrodes, thus triggering a quantum jump in the electrical conductance. The sensor can achieve high specificity by combining several different measurements such as redox potentials, point-contact spectroscopy and electrochemical potential-modulated conductance changes (© 2003 American Chemical Society; adapted with permission from [4]).



The diversity of nanomaterials and their derivatives represents a significant challenge for risk assessment research. The challenge associated with engaging in this research before a manufacturing base is mature is that no one nanomaterial system becomes standard in impact studies. This leads to a significant problem because nanomaterials can be organic and inorganic materials, in a variety of shapes, sizes, and formats. This is further complicated by the multitude of surface coatings available. A complete understanding of the environmental and health impacts for such a broad class of systems requires strategies for handling this intrinsic diversity.

### Specific Research Needs to Understand Diversity of Systems

#### *Nanomaterial Inventory*

This broad class of materials cannot be studied unless it is first defined and inventoried. It is critical to categorize nanoparticles by types, volumes, and applications, and to provide/disseminate such classification schemes to the broader research community.

#### *High Throughput/Multianalyte Toxicological Methodologies*

High throughput screening and/or combinatorial approaches to toxicological studies would allow a greater diversity of nanomaterials to be evaluated.

### *Mechanism and Fundamental Science of Particle Toxicity*

One of the most powerful ways to combat the problem of nanomaterial diversity is to focus initial research on basic scientific issues. For example, if general principles for governing how nanomaterials are transported into and out of cells can be developed, then these principles can be extended to all nanomaterial classes. Similarly, if accurate models for the environmental fate and transport of nanoscale materials are developed, then ecological distribution could be predicted from particle size information.

### *Well-Characterized Nanomaterials*

To conduct risk assessment research, it will be necessary for investigators to have access to well-characterized nanomaterials.

### **Exposure Assessment of Nanomaterials**

Nanotechnology will be pervasive and incorporated into all aspects of daily life. Therefore, information regarding the exposure to nanomaterials resulting from medical, occupational, environmental, and accidental release is critically needed for nanotechnology risk assessment. Information with regard to the concentration of nanomaterials as well as what form(s) they may assume upon release into the environment is needed. Nanotechnology exposure assessment will provide critical information on the routes of exposure to nanomaterials.

Due to the size and physiochemical characteristics of nanomaterials, new monitoring methods and instrumentation will be needed to perform nanomaterial exposure assessments. Nanomaterial exposure assessments are needed in the medical, occupational, and environmental areas using instrumentation that can accurately detect nanomaterials in each of these settings.

### **Unpredictable Biological Properties of Nanomaterials**

The paucity of toxicological assessment of nanomaterials is a critical gap in knowledge within nanotechnology that must be addressed for the field to develop in a safe and environmentally friendly manner. Toxicological studies conducted thus far indicate that nanomaterials may pose a unique toxicity that cannot be extrapolated from the existing particle toxicological databases [5]. The research portfolio for nanomaterial toxicological assessment should include relevant and scientifically appropriate acute and chronic toxicokinetic and pharmacokinetic studies. The nanomaterial toxicological assessment research portfolio also should include studies that determine the inherent and comparative toxicological assessment of nanomaterials that are derived naturally, environmentally, and chemically; that contribute to understanding the mechanisms of nanomaterial toxicity; and that identify susceptibility factors that may enhance nanomaterial toxicity. The ability to detect and monitor the fate of nanomaterials in biological systems may require the development of unique measurement instrumentation capabilities. Therefore, support for the detection of nanomaterials in biological systems should be part of the nanomaterial toxicological assessment research portfolio.

### **Research Needs in the Biological Fate, Transport, Persistence, and Transformation of Nanomaterials**

To assess the impact of a nanomaterial, it will be critically important to determine how nanomaterials interact with their environment as a result of intentional or unintentional release. Determining their distribution, fate, and transformation processes will be vital. It will be especially critical to know the biopersistence of nanomaterial, how much of it there is, where it is, and in what

chemical form. Currently, very little is known about how nanoscale materials move in the environment. The following paragraphs describe specific research needs.

### *Methods and Devices for Sensing Nanoparticles*

It is critical that new methods for detecting nanomaterials in biological and environmental systems be developed. Without these tools, this research is severely limited. Needs in this area are discussed in Chapter 2.

### *Extending Existing Models of Particle Transport to the Nanoscale*

For physical transport, nanoparticle movement through soil, air, and water may be extrapolated from larger colloidal systems. Existing models for these processes (e.g., colloid-mediated transport) should be tested and modified to describe the behavior of nanoscale materials. Some needs in this area are described in Chapter 5.

### *Study and Quantification of Biotransformation Processes*

Biological systems can have a powerful effect on the surface chemistry and state of particulate matter in the environment. Nanomaterials should be subjected to standard biotransformation tests using appropriate organisms to evaluate whether such processes are modified on the nanoscale; in particular, it will be important to evaluate if nanoparticle solubility and aggregation state are influenced by such processes.

### *Characterization of Bioaccumulation of Nanomaterials*

Bioaccumulation is a major pathway for molecular contaminants to concentrate in higher organisms. Some nanomaterials by virtue of their amphiphilic surface character may be highly susceptible to this process. Bioaccumulation should be quantified for key nanomaterial systems, and this information should be incorporated into an understanding of their effective environmental exposure.

### *Characterization of Biodegradation Processes*

Facile biodegradation provides a means for nanomaterials to disperse in the ecosystem. Because of their high surface areas and small sizes, nanomaterials may be susceptible to these effects. The degradation of nanomaterial, by both naturally occurring organisms as well as organisms designed specifically for remediation, should be evaluated.

## **Considerations for Health and Environmental Impacts**

For many nanotechnologists, money and recognition are achieved through the development of new applications. In contrast, the health and environmental impact research related to nanotechnology does not provide this type of caché. Success in impact research depends on: (1) targeted and sustained research funding for examining the health and environmental implications of nanotechnology, (2) communication and networking, including scientific meetings, colloquia, and workshops that bring together various disciplines using nanotechnology, and (3) access to well-characterized nanomaterials for risk assessment.

For nanotechnology to develop in a rapid and responsible manner, it will be critical to generate the appropriate health, safety, and environmental guidelines based on sound science for handling and employing nanomaterials.



### Application of Nanotechnology to Improve Health and the Environment

Advances in nanotechnology-based environmental monitoring will lead to real-time, rapid, multimedia measurements of thousands of pollutants. The ability to “mine” this immense database will provide epidemiologists with an unprecedented ability to associate adverse health effects affiliated with exposures to complex mixtures of pollutants. This application of nanotechnology-based monitoring can be broadened to include applications to monitor medical health conditions. Research needs include: (1) establishing an accurate database to access monitoring information derived from nanotechnology-based environmental monitoring measurements, and (2) developing new informatics statistical software that will allow effective “mining” of this immense database to identify associations between public health effects and exposure to complex environmental pollutants in order for linkages to sources to be determined.

### SCIENTIFIC AND TECHNOLOGICAL INFRASTRUCTURE

Interdisciplinary and leveraged research approaches will be required to determine the impact of nanotechnology on health and the environment. With regard to research needs, a strong and highly interactive network model for funded programs would be most suited to address this challenge, rather than a central paradigm. This network would involve private, academic, and government cooperation. To conduct risk assessment research, it will be necessary for investigators to have access to well-characterized nanomaterials. In addition, support for the detection of nanomaterials in biological systems should be part of the nanomaterial toxicological assessment research portfolio.

### R&D INVESTMENT AND IMPLEMENTATION STRATEGIES

Near-term research challenges and their priority, as described in this chapter, include: (1) diversity of anthropogenic nanoparticles (high priority), (2) exposure assessment of nanomaterials, specifically, instrumentation and procedures to detect/monitor nanoparticles (high priority), (3) unpredictable biological properties of nanomaterials (high priority), (4) interdisciplinary and leverage-based research (medium priority), (5) determination of the biological fate, transport, persistence, and transformation of nanomaterials (high priority), and (6) mobilization of the research community (high priority).

There also are a number of long-term research challenges; these include: exposure assessment of nanomaterials; prediction of biological properties of nanomaterials; recyclability, reuse, and overall sustainability of nanomaterials; and application of nanotechnology to improve health and the environment.

### REFERENCES

1. R. Dagani, Nanomaterials: safe or unsafe? *Chem. Eng. News* **81**(17), 30–33 (2003).
2. C. W. Lam, J. T. James, R. McCluskey, R. L. Hunter, Pulmonary toxicity of carbon nanotubes in mice 7 and 90 days after intratracheal instillation, *Toxicol. Sci.* **77**, 126–134 (2004).
3. D. B. Warheit, B. R. Laurence, K. L. Reed, D. H. Roach, G. A. M. Reynolds, T. R. Webb, Comparative pulmonary toxicity assessment of single-wall carbon nanotubes in rats, *Toxicol. Sci.* **77**, 117–125 (2004).
4. V. Rajagopalan, S. Boussaad, N. J. Tao, Detection of heavy metal ions based on quantum point contacts, *Nano Lett.* **3**(6), 851–855 (2003).



## 6. Nanotechnology Implications in Health and the Environment

5. K. Dreher, Toxicological highlight: Toxicological assessment of manufactured nanoparticles, *Toxicol. Sci.* **77**, 3–5 (2004).
6. W. Zhang, C. Wang, Nanoscale metal particles for dechlorination of PCE and PCBs, *Env. Sci. Technol.* **31**(7), 2154–2156 (1997).

## **7. INFRASTRUCTURE NEEDS FOR R&D AND EDUCATION**

### **EDUCATIONAL NEEDS**

There is a general need to foster an educational system that links the biological sciences, physical sciences, engineering, and computer sciences. This need exists at all levels, from K-12 through the faculty level, where fundamental barriers in terminology and approach can inhibit vital cross-disciplinary interaction. Undergraduate and graduate curricula are needed to provide students with the broad knowledge base required for interdisciplinary research, while including an introduction to the unique properties of nanostructured materials. The natural interest of young people in nanotechnology and environmental science should be cultivated and used as a motivation for basic science learning and the development of knowledge-based interaction with the world of technology. An opportunity also exists to incorporate the concept of sustainability into current and future educational activities related to nanotechnology.

Curricula that emphasize the unique properties of materials at nanometer length scales also are needed. One recommendation is to develop a summer research program for K-12 students and teachers that focuses on nanotechnology and environmental sciences. Funding mechanisms to link K-12 students with industries should be developed. Support is needed to create outreach programs to enable K-12 students to visit universities and other sites that are actively engaged in nanotechnology research. In addition, support is needed for the development of a more complete set of instructional materials and hands-on demonstration tools that K-12 teachers could use to teach students about nanotechnology. This could be accomplished with a one-day course in nanotechnology, involving in-house and outside experts. Local media could be invited to broaden the outreach effort beyond the participants.

### **COMMUNICATION EFFORTS**

There are needs to generate appropriate health, safety, and environmental guidelines based on sound science for handling and employing nanomaterials and to create an increased awareness of the importance of interactions with the media for scientists in nanotechnology through programs that assist or train scientists to interact with the news media. There also is a need to create an awareness of the importance of the news media in clearly presenting the risks and benefits of nanotechnology in lay terms.

### **DEVELOPMENT OF AN INTERAGENCY GROUP TO FOSTER RESEARCH, CURRICULA, AND EVALUATION**

The enormous challenges presented by nanotechnology and its environmental implications for education at all levels, as well as the imperative for rational decision making in the face of these challenges, require state-of-the-art education and research-funding management. A necessary ingredient is the creation of an interagency group that could effectively support inter-institutional, interdisciplinary research, curricula design, and evaluation. Such a group could develop, design, and advocate for the diverse set of programs essential for creation of a technologically and environmentally literate population and a highly functional nanotechnology workforce. Examples of activities that this group might oversee include: (1) a summer research program for K-12 students and teachers focusing on nanotechnology and environmental sciences; (2) a funding mechanism that would promote linkage between K-12 students and industry, academic

## 7. Infrastructure Needs for R&D and Education

organizations, and other institutions where nanotechnology research is being pursued, including programs that would bring the students and K-12 teachers to the research sites; (3) the development of a more complete set of instructional materials and hands-on demonstration tools that K-12 teachers would be able to use to teach nanotechnology; and (4) a variety of one- or two-day programs for continuing teacher education that would involve government laboratory and industry experts, as well as local media.

### **INFRASTRUCTURE SUPPORT**

Longer-term support (4–5 years) is needed for interdisciplinary projects, as is increased support for tightly knit, small collaborative groups (3–4 principal investigators) in focused areas of research. Additionally, it is recommended that a mechanism be developed for providing mid-sized instrumentation grants (\$100,000–\$1 million) to small groups. A key component to any approach that strives to achieve the goals outlined in this report also will include building an infrastructure for training scientists, engineers, and researchers from other subject areas to enhance their ability to work together in an interdisciplinary manner. Another infrastructure need is incorporating the concept of sustainability into current and future educational activities related to nanotechnology.

## 8. SUMMARY OF RECOMMENDED RESEARCH TOPICS

As illustrated in previous chapters, workshop participants believe that nanotechnology has enormous potential to make valuable contributions to enhancing environmental protection through understanding and control of harmful emissions, development of new “green” technologies, and remediation of existing waste sites and pollution sources. The workshop participants also believe that the possible harmful effects of nanotechnology should be researched and that a proactive approach should be taken. This chapter summarizes the key research topics and needs requiring attention that are discussed within the previous six issue-specific chapters found in this report.

### NANOTECHNOLOGY APPLICATIONS FOR MEASUREMENT IN THE ENVIRONMENT

- Develop the capability for monitoring nanoparticles and nanostructures in the environment with adequate spatial and temporal resolution to elucidate the burden of such materials and to enable studies of their impacts
- Develop the ability to measure a large number of analytes simultaneously and in real time
- Construct a massively parallel array of nanoscale sensor elements to provide simultaneous analysis of a large number of analytes and/or probe physical and chemical processes with a very high spatial resolution (thereby essentially becoming a high-resolution imaging detector)
- Develop new nanoscale architectures that will support the transmission of data from multiple probes to multiplexing microscale circuitry; understanding the responses of designed nanostructures to chemical and biomolecular stimuli and the development of new mechanisms for transducing these signals will enable high-density, low-volume sampling on multi-analyte detection chips
- Develop silicon-based microfluidics that can be used to deliver low-volume samples to high-density probe arrays and that can be interfaced with silicon-based microelectronic circuitry
- Develop methods to understand *in situ* detection kinetics of individual analytes
- Develop computational methods for analyzing large amounts of data from nanoscale systems in real time, enabling on-chip data processing and possible leading to the creation of a new field—“nanoinformatics”
- Develop measurement techniques that distinguish the chemical composition of particle surface layers from the particle interior (also important to develop measuring and sensing systems that can assess biological diversity in the environment, because most microbial species have not been identified)
- Leverage advances in the ability to prepare and chemically/biochemically modify nanoscale “components” into a more general set of nanoscale assembly methods that would constitute a type of “nano-toolbox” for fabricating more complex structures
- Develop low-power and/or solar-powered techniques for usage with unattended remote sensing technologies

### **NANOTECHNOLOGY APPLICATIONS FOR SUSTAINABLE MATERIALS AND RESOURCES**

- Improve nanoscale understanding of photovoltaic processes and photo-biofuel cells based on improvements in biocatalysts or biomimetic catalysts and biosystems
- Use developments in nanocomposite materials and corrosion-resistant materials to update the transportation infrastructure
- Develop point-of-use supply and closed-loop systems to address the problems of an outdated water supply system
- Use nanotechnology-driven approaches to optimize the production and distribution of food (e.g., develop nanoparticles for direct nitrogen fixation and develop photocatalysts to facilitate the breakdown of biocides and smart dust to identify and locate biocides)
- Adopt a life-cycle approach to nanotechnology R&D
- Develop a knowledge base that relates structure and function at the nanoscale; design new materials and architectures with tailored multifunctionality; optimize control of stability at all scales and conditions of use; address engineering as well as synthesis, assembly, and processing at all scales; and create research tools that bridge the molecular scale and ordered bulk

### **NANOTECHNOLOGY APPLICATIONS FOR SUSTAINABLE MANUFACTURING PROCESSES**

- Optimize the use of benign processing, which may include alternative or solvent-free processes, using the unique reactivity and properties of nanoscale materials, and using enzymes to develop benign material feedstocks and multifunctional, smart nanoscale catalysts
- Control manufacturing processes with nanosensors and actuators for defect minimization, fault tolerance, and self-healing materials
- Use controlled selectivity in manufacturing processes, through multifunctional catalysts or using stability of catalysts, as well as sensors to monitor processes and make them more efficient
- Integrate biological processing into nanotechnology-driven manufacturing, including high enantiomeric selectivity using biological molecules, rational modification of multifunctional materials, manufacture of self-healing nanostructures, and programmable “death”
- Maximize recyclability, recovery, remanufacturing, and reuse of products
- Reduce the number of unit operations in manufacturing using combined catalysis and separations
- Continually evolve practices and metrics that enable and define sustainability

### **NANOTECHNOLOGY IMPLICATIONS IN NATURAL AND GLOBAL PROCESSES**

- Further develop the interaction between nanotechnology and ecosystem biology to identify, quantify, and predict ecological effects on individual, population, community, and ecosystem phenomena
- Quantify, both theoretically and experimentally, nonclassical behavior at the nanoscale, which affects the kinetics and thermodynamics of nucleation, growth, and dissolution in the environment

## 8. Summary of Recommended Research Topics

- Develop molecular-scale models of the structures, reactivity, and solubility of nanoparticles as dependent on composition, size, and external conditions
- Further develop experimental approaches for studies of hydrated nanoparticles, including measurement with high resolution in space and time of particle number, composition, and morphology as well as predictive models validated by such data
- Develop broader ecological aspects of nanoscale science and technology, possibly by building a broader community of interdisciplinary scientists, with a particular focus on biologists and ecologists
- Establish a database of nanoparticle properties and create and maintain an accessible sample repository of model and standard nanoparticles
- Use natural biota for the sustainable production of tailored nanoparticles
- Involve stakeholders, especially the public, in the discussion of the impacts of nanotechnology on the environment
- Understand nanoscale phenomena as they pertain to Earth system processes on local, regional, and global scales over a range of time domains
- Design nanoparticle labels and detection schemes
- Develop theoretical and experimental methodologies for real-time characterization of particles in natural waters
- Develop sensors to enable mapping the state of the environment to a greater degree than is currently possible

### **NANOTECHNOLOGY IMPLICATIONS IN HEALTH AND THE ENVIRONMENT**

- Develop a better understanding of the health and environmental impacts of nanomaterials resulting from the ever-increasing applications of nanotechnology in society
- Categorize nanoparticles by types, volumes, and applications, and provide/disseminate classification schemes to the broader research community
- Create high-throughput screening and/or combinatorial approaches to toxicological studies to allow evaluation of a greater diversity of nanomaterials
- Provide investigators with access to well-characterized nanomaterials to facilitate risk assessment research
- Obtain information regarding the exposure to nanomaterials resulting from medical, occupational, environmental, and accidental release of nanomaterials for conducting nanotechnology risk assessment
- Address the critical gap in knowledge related to toxicological assessment of nanomaterials so that nanotechnology can develop in a safe and environmentally friendly manner
- Utilize interdisciplinary and leverage-based research approaches to determine the impact of nanotechnology on health and the environment
- Determine how nanomaterials interact with their environment as a result of intentional or unintentional release, including their distribution, fate, and transformation processes as well as their biopersistence
- Establish an accurate database to access monitoring information derived from nanotechnology-based environmental monitoring measurements, and develop new software to allow effective “mining” of this database to identify associations between public health effects and exposure to complex environmental pollutants so that linkages to sources can be determined

## 8. Summary of Recommended Research Topics

- Develop distributed sensor networks suitable for determining the concentrations, size distribution, and composition of airborne nanoparticles with sufficient spatial and temporal resolution to quantify exposures to these short-lived aerosols

### **INFRASTRUCTURE NEEDS FOR R&D AND EDUCATION**

- Foster an educational system that links the biological sciences, physical sciences, engineering, and computer sciences at all levels, from K-12 through the faculty level
- Develop undergraduate and graduate curricula to provide the knowledge base required for interdisciplinary research, including an introduction to the unique properties of nanostructured materials
- Establish a summer research program for K-12 students and teachers that focuses on nanotechnology and environmental sciences
- Create funding mechanisms to link K-12 students with industries, and support outreach programs to enable K-12 students to visit universities and other sites that are actively engaged in nanotechnology research
- Develop a more complete set of instructional materials and hands-on demonstration tools that K-12 teachers could use to teach students about nanotechnology
- Promote communication and networking, including scientific meetings, colloquia, and workshops that bring together various disciplines using nanotechnology
- Generate appropriate health, safety, and environmental guidelines based on sound science for handling and employing nanomaterials
- Establish a public communications program that clearly presents the risks and benefits of nanotechnology in nonscientific laypersons' terms
- Create an interagency group to effectively support inter-institutional, interdisciplinary research, curricula design, and evaluation
- Provide longer-term support (4–5 years) for interdisciplinary projects, and increase support for tightly knit, small collaborative groups (3–4 principal investigators) in focused areas of research
- Create a mechanism for providing mid-sized instrumentation grants (\$100,000–\$1 million) to small groups without requiring matching funds
- Build an infrastructure for training scientists, engineers, and researchers from other subject areas to enhance their ability to work together in an interdisciplinary manner
- Incorporate the concept of sustainability into current and future educational activities related to nanotechnology



## APPENDIX A. WORKSHOP AGENDA

### Nanotechnology Grand Challenge in the Environment Research Planning Workshop May 8-10, 2003

Hilton Arlington and Towers-Gallery 2 Ballroom  
950 North Stafford Street - 703-528-6000  
Arlington, VA 22203

#### DAY 1: Thursday, May 8, 2003

- 8:00 AM Registration & Coffee
- 8:30 AM Clayton Teague, National Nanotechnology Coordination Office: **Welcome**
- 8:40 AM Mihail Roco, National Science Foundation; Chair, NSET/NSTC  
**The Future of the National Nanotechnology Initiative**
- 9:10 AM Barbara Karn, U.S. Environmental Protection Agency  
**Charge to the Workshop**—Vision of how nanotech can be used to protect, inform, manage and improve the environment and how harm from nanotech can be studied and prevented
- 9:30 AM Alexandra Navrotsky, University of California-Davis: **General Plenary**
- 10:00 AM Robert Hamers, University of Wisconsin-Madison  
Nanotechnology **Applications for Measurement in the Environment:** Sensors, monitors, models, separations, detection, fate and transport, data gathering and dissemination
- 10:20 AM Debra Rolison, Naval Research Laboratory  
Nanotechnology **Applications for Sustainable Materials and Resources:** Water issues, waste issues (including reuse, recycle), difference nanoscale brings to pollution problems, energy
- 10:40 AM Kenneth Klabunde, Kansas State University  
Nanotechnology **Applications for Sustainable Processes:** Bottom up manufacturing, treatment of waste and water, design choices, remanufacture/reuse, self-assembling systems, biomimicry, design & build industrial processes, hierarchical structures
- 11:00 AM Richard Flagan, California Institute of Technology  
Nanotechnology **Implications in Natural/Global Processes:** Global climate change, aerosols, colloids, particulates, transport, biomineralization, role of biosystems

## Appendix A. Workshop Agenda

- 11:20 AM Günther Oberdörster, University of Rochester  
Nanotechnology **Implications in Health/Environment:** Environmental health, persistence, toxicity, fate and transport, wet/dry interface
- 12:15 PM **Lunch**
- 1:30 – 5:30 PM **Concurrent breakout sessions**  
(with conveners, recorders and 2 short talks on specific visionary topics  
—15 minute break called by convener around 3:00 PM):
1. Nanotechnology Applications for Measurement in the Environment  
Convener: Nora Savage, U.S. Environmental Protection Agency  
Speakers: Joseph Conney, National Institute of Standards and Technology;  
Prashant Kamat, Notre Dame University
  2. Nanotechnology Applications for Sustainable Materials and Resources  
Convener: Tina Masciangioli, U.S. Environmental Protection Agency  
Speakers: Lester Lave, Carnegie Mellon University; Thomas Picraux, Arizona State University
  3. Nanotechnology Applications for Sustainable Processes  
Convener: Herb Cabezas, U.S. Environmental Protection Agency  
Speakers: Kenneth Klabunde, Kansas State University; Ali Mansoori, University of Illinois-Chicago
  4. Nanotechnology Implications in Natural/Global Processes  
Convener: Enriqueta Barrera, National Science Foundation  
Speakers: Russell Schmitt, University of California-Santa Barbara; Sam Traina, University of California-Merced
  5. Nanotechnology Implications in Health/Environment  
Conveners: Kevin Dreher, U.S. Environmental Protection Agency  
Presenters: Vicki Colvin, Rice University; David Warheit, Dupont
- 6:30 pm **Dinner**  
Speaker: Michael Gorman, University of Virginia—Integrating Nanotechnology and the Environment: A Framework for Interdisciplinary Collaboration

### **DAY 2: Friday, May 9, 2003**

- 8:00 AM Coffee
- 8:15 AM General session with short interim report-outs from each group—15 minutes each  
(Reorganize groups as necessary)
- 10:00 AM Return to breakouts
- 12:15 PM **Lunch**
- 1:30 PM Continue breakout discussions and begin writing

## Appendix A. Workshop Agenda

- 3:15 PM      Break
- 3:30 PM      Finish drafting
- 4:45 PM      Report out and general discussion
- 5:30 PM      Wrap-up
- 5:45 PM      End formal workshop

### **Day 3: Saturday, May 10, 2003 (writing group only)**

8:30 AM – 12:00 PM

Writing group—representatives from each topic area to finish reporting grand challenges

## APPENDIX B. LIST OF PARTICIPANTS AND CONTRIBUTORS<sup>†</sup>

Alexander, Cate National Nanotechnology Coordination Office (NNCO)	Dunn, Bruce UCLA (CNSI)
Barrera, Enriqueta National Science Foundation	Flagan, Richard California Institute of Technology
Bauer, Diana U.S. EPA	Friedlander, Sheldon University of California, Los Angeles
Beaver, Earl Domani, LLC	Gage, Bob National Science Foundation
Betts, Kellyn S. Environmental Science & Technology	Gilmour, Ian U.S. EPA
Biswas, Pratim Washington University	Gorman, Michael E. University of Virginia
Boyes, Edward D. Dupont	Gould, Stephen WTEC, Inc.
Brighton, John National Science Foundation Assistant Director for Engineering	Grassian, Vicki H. University of Iowa
Brumfiel, Geoff Nature	Greenbaum, Elias Oak Ridge National Laboratory
Bucher, John NIEHS	Gschwend, Philip M. MIT
Cabezas, Heriberto U.S. EPA	Gutowski, Tim MIT
Chernisky, Mark A. Fairfax County Economic Development Authority	Haley, Randall EPSCoR Foundation
Chumanov, George Clemson University	Hamers, Robert University of Wisconsin
Colvin, Vicki Rice University	Holdridge, Geoff National Nanotechnology Coordination Office (NNCO)
Conny, Joseph M. NIST	Hutchison, Jim University of Oregon
Costa, Dan U.S. EPA	Kamat, Prashant Notre Dame University
Dreher, Kevin U.S. EPA	Karn, Barbara U.S. EPA
	Klabunde, Kenneth Kansas State University

---

<sup>†</sup> Institutional affiliations as of May 2003.

## Appendix B. List of Participants and Contributors

Lam, Chiu-wing NASA	Roco, Mihail National Science Foundation
Lambert, David National Science Foundation	Rolison, Debra Naval Research Laboratory
Larsen, Sarah University of Iowa	Roskoski, Joann National Science Foundation
Lave, Lester Carnegie Mellon University	Russell, Alan University of Pittsburgh
Lazarides, Anne A. Duke University	Salit, Marc NIST
Lilleskov, Erik USDA Forest Service	Savage, Nora U.S. EPA
Lloyd, Shannon M. Carnegie Mellon University	Schmitt, Russell University of California, Santa Barbara
Liu, Jie Duke University	Schmoltner, Anne-Marie National Science Foundation
Mansoori, Ali University of Illinois, Chicago	Shah, S. Ismat University of Delaware
Martin, Scot T. Harvard University	Shih, Wan Y. Drexel University
Masciangioli, Tina U.S. EPA	Showstack, Randy American Geophysical Union
Moore, Ana Arizona State University	Smith, James N. National Center for Atmospheric Research
Moore, Julia National Science Foundation	Street, Anita U.S. EPA
Navrotsky, Alexandra University of California, Davis	Teague, Clayton National Nanotechnology Coordination Office (NNCO)
Oberdörster, Günter University of Rochester	Traina, Samuel University of California, Merced
Ochs, Natalie The Blue Sheet	Trogler, William C. University of California, San Diego
Palmore, G. Tayhas Brown University	Velegol, Darrell Pennsylvania State University
Penn, R. Lee University of Minnesota, Minneapolis	Warheit, David B. Dupont
Picraux, Thomas Arizona State University	Zachariah, Michael University of Minnesota
Pui, David University of Minnesota	Zhang, Wei-xian Lehigh University

## APPENDIX C. BIBLIOGRAPHY

1. K. J. Klabunde, *Nanoscale Materials in Chemistry*, New York: Wiley Interscience (2001).
2. NNCO (National Nanotechnology Coordination Office), *Report from the Interagency Research Meeting/Workshop on Nanotechnology and the Environment: Applications and Implications* (2003), <http://es.epa.gov/ncer/publications/nano/index.html>.
3. M. Ratner, D. Ratner, *Nanotechnology: A Gentle Introduction to the Next Big Idea*, Upper Saddle River, NJ: Pearson Education, Inc. (2003).
4. M. C. Roco, S. Williams, P. Alivisatos, eds., *Nanotechnology Research Directions: Vision for Nanotechnology in the Next Decade*, Interagency Working Group on Nanoscience, Engineering, and Technology Workshop Report (1999), <http://www.wtec.org/loyola/nano/IWGN.Research.Directions/>.
5. For information on the National Nanotechnology Initiative, go to <http://www.nano.gov>.

## APPENDIX D. SUMMARY OF NSF WORKSHOP REPORT ON EMERGING ISSUES IN NANOPARTICLE AEROSOL SCIENCE AND TECHNOLOGY (NAST)

*Chair: S. K. Friedlander, UCLA*

*Co-Chair: David Y. H. Pui, University of Minnesota*

This workshop was held on June 27–28, 2003, at the University of California, Los Angeles (UCLA), and was sponsored by the National Science Foundation and the Southern California Particle Center (with support from the Environmental Protection Agency, EPA). What follows is a summary of the workshop report. See <http://nano.gov/html/res/NSFAerosolParteport.pdf> for the full report.

The field of aerosol science and technology covers the basic principles that underlie the formation, measurement and modeling of systems of small particles in gases. These systems play an important role in nature and industry. Many government agencies, including the U.S. Environmental Protection Agency, National Institute for Occupational Safety and Health (NIOSH), Department of Energy (DOE), and National Oceanographic and Atmospheric Administration (NOAA), have substantial aerosol research activities. EPA is responsible for the establishment of ambient air quality standards for particulate matter, NIOSH is concerned with workplace exposure to particulate matter, and the DOE is accountable for nuclear reactor safety that includes emissions of radioactive particles in reactor accidents. Aerosol technology plays an important role in inhalation therapy and in counter-terrorism, fields likely to be of interest to the National Institutes of Health (NIH) including the National Institute of Environmental Health Sciences (NIEHS). Industry uses aerosol processes for the manufacture of powdered materials of many different kinds including reinforcing fillers, pigments and catalysts and in the manufacture of optical fibers. The Particle Technology Forum, sponsored by the American Institute of Chemical Engineers (AIChE), includes industry participation and has an interest in aerosol technology. Finally, the American Association for Aerosol Research (AAAR), the principal professional society in the field, with a membership of about one thousand, sponsors regular research meetings in this field.

Aerosols of interest to government agencies and industry cover a wide range of particle sizes, shapes, and chemical compositions. The workshop focused on nanoparticle aerosol science and technology (NAST), a new subdiscipline in which a basic understanding of the relevant science and technology is only now emerging. Nanoparticle aerosols refer to particles smaller than 100 nanometers (0.1 micrometers), which may be present as individual particles or as aggregates. Nanoparticles may have unusual mechanical, optical, biochemical, and catalytic properties that make them of special interest. Novel experimental and theoretical methods are under development and/or needed to characterize their formation and behavior.

Advances in NAST have applications in many fields that include (but are not limited to): (1) characterization and control of ultrafine aerosols emitted by air pollution sources, (2) industrial production of nanoparticle reinforcing fillers such as carbon black and fumed silica and catalysts such as titania, (3) start-up companies that manufacture specialty nanoparticle products by aerosol processes, (4) atmospheric dynamics of fractal-like nanoparticle aerosols (e.g. diesel emissions), (5) nanoparticle emissions from aerosol control technologies including filters and electrostatic precipitators, (6) nanoparticle formation in the upper atmosphere by entry of bodies from space and



by emissions from solid fuel rockets, (7) control of workplace exposure to ultrafine aerosols, (8) manufacture of optical fibers, (9) manufacture of composites composed of blends of nanoparticles and molecular polymers (e.g., rubber), (10) fabrication of nanoparticle coatings, (11) on-line measurement of nanoparticle chemical composition, and (12) contamination control in the microelectronics industry as line features shrink.

These applications are undergoing rapid changes. To help develop a coordinated effort, about 40 participants from university research groups, government agencies, and industry with backgrounds in nanoparticle aerosols were brought together at the workshop. The goals were to review the current status of the field and identify research needs and to set up a group that can serve as a prototype to promote research and development in NAST. As a scientific discipline, NAST depends on nanoparticle aerosol characterization methods, basic principles of nanoparticle aerosol formation, and computational simulation of nanoparticle aerosol behavior. Two major fields of application of these methods and principles include aerosol reaction engineering and atmospheric nanoparticles (ultrafine aerosol). Thus, the workshop was organized into five panels that covered the basic areas and two major fields of application. The panel reports constitute the main body of the workshop document. They are preceded by an executive summary that includes all of the panel recommendations and brief statements on their applications. Also included in the report are a terminology section and an epilogue that puts the results in perspective.

## APPENDIX E. INDEX

- Actuator, vii, 22, 40  
Aerosol, vi, 2, 49, 51  
Agriculture, vi  
Air, v, 1, 4, 6, 9, 16, 17, 34  
Alternative fuel, 17  
Anthropogenic nanoparticles, viii, 3, 35  
Array, vi, 3, 4, 6, 7, 8, 9, 39, 51  
Atmosphere, 16, 25, 28  
Batteries, 13, 14, 17, 18  
Benign material, vii, 18, 22, 40  
Bioaccumulation, 34  
Biocatalysts, 16, 39  
Biocides, 17, 40  
Bioinformatics, 7  
Biological diversity, 4, 39  
Biological fate, viii, 35  
Biological processing, vii, 22, 40  
Biological sciences, 37, 42  
Biological sensor, vi, 3, 4  
Biomimetic catalysts, 16, 39  
Biomolecules, 3, 4, 10  
Biopersistence, 33, 41  
Biosystems, 2, 16, 39  
Boreal forest, 25  
Carbon black, 19, 28  
Catalysts, vii, 13, 16, 22, 31, 40, 51  
Climate change, 2, 3, 25  
Communication, 9, 17, 34, 37, 42  
Computer sciences, 37, 42  
Curricula, 37, 42  
Database, vii, viii, 27, 31, 33, 35, 41  
Detection kinetics, 9, 39  
Diamondoids, 21, 22, 51  
Diesel engine, 14, 25  
Earth system processes, vii, 25, 26, 28, 41, 51  
Ecology, 26, 31  
Ecosystem, vii, 3, 21, 25, 26, 28, 34, 40, 51  
Educational activities, 24, 37, 38, 42  
Educational system, 37, 42  
Electrochemical detection, 7  
Electron beam lithography, 6, 51  
Energy storage, 14, 17  
Engineering, vi, 1, 13, 18, 37, 40, 42  
Environmental hazard, 3  
Environmental impact, 10, 13, 26, 31, 34, 41  
Environmental measurement, viii, 4  
Environmental monitoring, 10, 35, 41  
Environmental science, 25, 37, 42  
Environmental sensing, v, 3, 4  
EPA, v, 1, 2  
Evaluation, 37, 41, 42  
Exposure assessment, 33, 35, 51  
Feedstocks, 22, 40  
Fertilization, 17  
Food, vi, 13, 40  
Fossil fuels, 14  
Funding, 18, 21, 34, 37, 42  
Genomic analysis, 4, 51  
Grants, 9, 38, 42  
Green vehicles, vi  
Groundwater, 14, 25  
Guidelines, 34, 37, 42  
Health effects, viii, 3, 4, 10, 35, 41  
Herbicides, 14, 17  
Hierarchical assembly, vi, 8, 51  
Human health, 3, 4, 26, 27, 31  
Hydrated nanoparticles, 26, 40  
Hydrosphere, 16, 28  
Imaging, 6, 7, 39  
Imaging detector, 6, 7, 39  
Industry, 26, 28, 37, 38  
Infrastructure, v, vi, 2, 9, 16, 17, 18, 38, 40, 42  
Interagency group, v, 1, 37, 42  
Life cycle, vi, 3, 16, 18, 40  
Manufacturing processes, vii, 21, 22, 40  
Measurement techniques, vi, 4, 39  
Media, 37, 38  
Methodologies, vii, viii, 26, 32  
Microbes, 4  
Microelectronics, 6, 8, 9, 39, 51  
Microfiltration, 17  
Microfluidics, 9, 39, 51  
Microsensor, 6  
Molecular detection, 10  
Molecular fluorophors, 3  
Monolayer film, 4  
Multifunctional materials, vi, vii, 17, 22, 40  
Nanobiology, 27, 51  
Nanochemistry, 31  
Nanocomposite material, 17, 40  
Nanodevices, vii, 22, 51  
Nanotechnology-driven manufacturing, vii, 22, 40  
Nanoelectronics, 17  
Nanofluidic systems, 8  
Nanofluidics, 6, 22  
Nanoinformatics, vi, 7, 39

## Appendix E. Index

- Nanomaterial, viii, 7, 22, 25, 27, 31, 32, 33, 34, 35, 37, 41, 42, 51
- Nanomaterial inventory, viii, 32
- Nanoparticle detection, 10
- Nanoparticle labels, vii, 26
- Nanoparticles, vi, vii, 3, 4, 6, 7, 10, 14, 17, 21, 25, 26, 27, 28, 31, 32, 34, 35, 40, 41, 51
- Nanoscale assembly, vi, 8, 39
- Nanoscale building blocks, vii, 22
- Nanoscale fluid, 6
- Nanoscale materials, v, vii, 3, 4, 6, 8, 9, 22, 33, 34, 40
- Nanoscale phenomena, vii, 28, 41
- Nanoscale sensing element, 6
- Nanoscale sensors, vi, 3, 6, 7, 8, 39
- Nanoscale signal processing, 26
- Nanoscale system, vi, 7, 9
- Nanosensor, 6
- Nanostructured materials, v, 3, 10, 22, 37, 42
- Nanotechnology, i, v, vi, vii, 1, 2, 4, 6, 7, 13, 14, 16, 17, 21, 22, 24, 25, 26, 28, 31, 32, 33, 34, 35, 37, 38, 39, 40, 41, 42, 51
- Nanotubes, 3, 4, 6, 8, 10, 21, 22, 51
- Nanowire, 3, 4, 6, 8, 10, 51
- National Nanotechnology Coordination Office, i, v, 1, 2
- Network, 3, 8, 9, 35
- Networking, 8, 34, 42
- Nickel-cadmium battery, 18
- Nitrogen fixation, 17, 40
- Non-continuous monitoring, 17
- Ordered bulk, 13, 16, 18, 40
- Paleomagnetism, 25
- Pathogen detection, 10
- Pesticides, vi, 14, 17
- Petroleum deposition, 25
- Pharmaceutical delivery, 24
- Photo-biofuel cells, vi, 16, 39, 51
- Photocatalysis, 17, 51
- Photolithography, 24, 51
- Photo-oxidants, 14
- Photovoltaics, vi, 14, 51
- Physical sciences, 37, 42
- Piezoelectric cantilever, 10, 51
- Point-of-use, 16, 17, 40
- Pollutants, viii, 3, 16, 26, 35, 41
- Public, viii, 2, 3, 28, 35, 41, 42
- Quantum dots, 8, 22, 51
- Quantum effects, 7, 14
- Real-time characterization, vii, 26
- Remediation, 1, 17, 34
- Repository, vii, 27, 41
- Research, v, vi, vii, viii, 1, 2, 3, 9, 10, 13, 16, 18, 21, 22, 23, 26, 31, 32, 33, 34, 35, 37, 38, 40, 41, 42
- Research and development, v, 2, 16, 17, 18, 39, 40, 42
- Research needs, vi, 9, 10, 13, 35
- Reverse osmosis, 17
- Risk assessment, viii, 31, 32, 33, 34, 35, 41
- Rodenticides, 17
- Screening, 32, 41
- Selectivity, vii, 22, 40
- Self-assembly, 22, 24, 51
- Self-healing nanostructures, vii, 22, 40
- Sensing components, 10
- Sensitivity, vi, 4, 6, 7
- Sensor, 3, 4, 6, 7, 8, 9, 24
- Sensor elements, 3, 8
- Sensor probe, 9
- Signal transduction, vi, 7, 10, 51
- Silica, 28, 51
- Software, viii, 7, 8, 9, 35, 41
- Soil, 4, 6, 9, 16, 17, 34
- Solar energy, 16, 18
- Spectroscopy, 7
- Sunscreens, 21
- Super ultra-low emission vehicles, 14
- Superplasticity, 18
- Sustainability, vii, viii, 13, 16, 22, 24, 25, 28, 35, 37, 38, 40, 42, 51
- Sustainable materials, i, v, 2, 18
- Sustainable processes, i, v, 2
- Thermoelectrics, 14, 51
- Tidal zone, 25
- Toxicological assessment, viii, 33, 35, 41
- Toxicology, 31
- Training, vi, 8, 18, 38, 42
- Troposphere, 25
- Water, v, vi, 1, 2, 4, 6, 9, 13, 14, 16, 17, 26, 34, 39, 40
- Water supply, 40
- Water treatment, 2, 26

## APPENDIX F. LIST OF ABBREVIATIONS

AAAR	American Association for Aerosol Research
AIChE	American Institute of Chemical Engineers
CNSI	California NanoSystems Institute
DOE	U.S. Department of Energy
EHS	Environmental, health, and safety
EPA	U.S. Environmental Protection Agency
MEMS	microelectromechanical systems
MTBE	methyl tertiary-butyl ether
NASA	National Aeronautics and Space Administration
NAST	Nanoparticle Aerosol Science and Technology
NIEHS	National Institute of Environmental Health Sciences (NIH)
NIH	National Institutes of Health
NIOSH	National Institute for Occupational Safety and Health
NIPAM	common term for N-isopropylacrylamide
NIST	National Institute of Standards and Technology
NNCO	National Nanotechnology Coordination Office
NNI	National Nanotechnology Initiative
NOAA	National Oceanographic and Atmospheric Administration
NSET	Nanoscale Science, Engineering, and Technology Subcommittee of the NSTC
NSF	National Science Foundation
NSTC	National Science and Technology Council
PCA	Program Component Area (NNI funding classifications)
PCBs	Polychlorinated biphenyls (class of highly persistent man-made chemicals)
R&D	Research and development
TCE	Trichloroethylene
TW	terawatts
USDA	U.S. Department of Agriculture

National Science and Technology Council

Committee on Technology

Subcommittee on Nanoscale Science,  
Engineering, and Technology

National Nanotechnology  
Coordination Office

4201 Wilson Blvd.  
Stafford II, Rm. 405  
Arlington, VA 22230

703-292-8626 phone  
703-292-9312 fax

[www.nano.gov](http://www.nano.gov)

