

403 / D-32


Vol. 2 of 2

# THE HOUSE AT GLENMONT

## HOME OF THOMAS EDISON

Edison National Historic Site

### Volume II



ON MICROFILM

Historic Structure Report

PLEASE RETURN TO:

TECHNICAL INFORMATION CENTER  
DENVER SERVICE CENTER  
NATIONAL PARK SERVICE

7/26/2004



**THE HOUSE AT GLENMONT**  
**HISTORIC STRUCTURE REPORT**

**Edison National Historic Site**  
**West Orange, New Jersey**

**VOLUME II**

By

Barbara A. Yocum

Building Conservation Branch, Cultural Resources Center  
North Atlantic Region, National Park Service  
U.S. Department of the Interior  
Lowell, Massachusetts

Written 1995

Published 1998

# TABLE OF CONTENTS

## VOLUME I

LIST OF FIGURES AND CREDITS .....	viii
PREFACE .....	xxiii
INTRODUCTION .....	xxiv
<b>I. <u>ADMINISTRATIVE DATA</u> .....</b>	<b>1</b>
HISTORICAL BACKGROUND .....	3
NPS PLANNING DOCUMENTS .....	4
PERIOD OF SIGNIFICANCE .....	6
<b>II. <u>ARCHITECTURAL HISTORY</u> .....</b>	<b>7</b>
<b>PEDDER OWNERSHIP: CONSTRUCTION AND ALTERATIONS, 1880-84 . . . .</b>	<b>9</b>
The Pedders and Llewellyn Park .....	9
The Architect: Henry Hudson Holly .....	10
The Pedder House .....	14
Estate Name .....	19
Final Year: 1884 .....	20
Value of the Pedder Estate .....	21
<b>ARNOLD CONSTABLE &amp; COMPANY OWNERSHIP, 1884-86 .....</b>	<b>30</b>
<b>EDISON OWNERSHIP AND ALTERATIONS, 1886-1931 .....</b>	<b>32</b>
Purchase of the "Pedder Place" .....	32
Transfer to Mrs. Edison .....	33
Estate Name "Glenmont" .....	34
Household Management .....	34
Glenmont in the Press .....	37
Maintenance and Major Alterations .....	38
Inventories and Appraisals .....	46

## Table of Contents

<b>MRS. EDISON ALONE, 1931-47</b> .....	63
Introduction .....	63
Renovations .....	63
Sale of Glenmont .....	64
<b>OWNERSHIP BY THOMAS A. EDISON, INC., 1946-59</b> .....	66
<b>FEDERAL OWNERSHIP, 1959-85</b> .....	73
Administrative History .....	73
Work on the House .....	74
Determination of Restoration Date .....	78
<b>III. <u>ARCHITECTURAL DESCRIPTION: PHYSICAL EVOLUTION</u></b> <b><u>AND EXISTING CONDITIONS</u></b> .....	85
<b><u>STRUCTURAL SYSTEM</u></b> .....	87
General Description .....	87
Early History .....	87
National Park Service Work .....	89
<b><u>EXTERIOR ELEMENTS</u></b> .....	92
General Description .....	92
Foundation .....	94
Walls .....	95
Porches and Roof Decks .....	98
Doorways and Entrance Steps .....	105
Windows .....	114
Roof .....	125
Rooftop Ventilator .....	132
Gutter System .....	133
Lightning-Protection System .....	138
Chimneys .....	140
Painted Finishes .....	146
<b><u>INTERIOR ROOMS</u></b> .....	154
<b>CELLAR</b> .....	154
General Description .....	154
Boiler Room (Room B1) .....	166

## Table of Contents

Unexcavated Area B2	169
Unexcavated Area B3	169
Coal Room #2 (Room B4)	170
Coal Room #2/Heater Room (Room B5) and Room B5a	172
Coal Room #1 (Room B6) and Unexcavated Area B7	175
Hall (Room B8)	178
Closet (Room B8a) and Dumbwaiter Shaft (Room B8b)	181
Store Room #2 (Room B9)	183
Hall (Room B10)	187
Store Room #1 (Room B11) and Unexcavated Area B12	189
Bulkhead Entrance (Room B13)	193
Pump Room (Room B14)	195
Wood Room (Room B15)	200
Closet (Room B16)	202
Store Room #3 (Room B17)	204
Ash Room (Room B18) and Unexcavated Area B19	207
Unexcavated Areas B20-B24	209
<b>FIRST STORY</b>	<b>210</b>
General Description	210
Drawing Room (Room 100)	212
Conservatory (Room 101)	233
Reception Room (Room 102)	250
Hall (Room 103)	268
Main Stairway	287
Entrance (Room 103a)	294
Library (Room 104)	298
Service Dining Room (Room 105)	315
Laundry (Room 106)	322
Kitchen (Room 107)	333
Refrigerator Room (Room 107a)	346
Pantry (Room 108)	352
Laboratory Entrance (Room 109)	363
Laboratory (Room 110)	368
Pantry Closet (Room 111)	381
Flower Room (Room 112)	387
Butler's Room (Room 113)	391
Den (Room 114)	396
Dining Room (Room 115)	428
Fern Room (Room 116)	454
Service Hall (Room 117)	460
Coat Closet (Room 118)	470
Telephone Room (Room 119)	473
Lavatory (Room 120)	477
Kitchen Entrance (Room 121)	482

## Table of Contents

### VOLUME II

<b>SECOND STORY</b> .....	483
General Description .....	483
South Room (Room 200) .....	485
South Bathroom (Room 201) .....	500
Second-Story Porch (Room 202) .....	508
Owner's Room (Room 203) .....	516
Owner's Bath (Room 204) .....	540
Living Room (Room 205) .....	553
Mr. Theodore's Room (Room 206) .....	585
Northeast Bathroom (Room 207) .....	601
Service Bathroom (Room 208) .....	607
North Room Lavatory (Room 209) .....	612
North Room (Room 210) .....	617
Hall Bathroom (Room 211) .....	629
West Bathroom (Room 212) .....	640
West Room (Room 213) .....	652
Second Floor Hall (Rooms 214 and 214b) .....	673
Store Room (Room 214a) .....	687
Service Hall (Room 215) .....	693
<b>THIRD STORY</b> .....	701
General Description .....	701
Mr. Charles' Room (Room 300) .....	704
Miss Bogue's Room (Room 301) .....	716
Sun Room (Room 302) .....	727
Bathroom (Room 303) .....	730
Blue Room (Room 304) .....	739
Sewing Room (Room 305) .....	749
Bed Room #1 (Room 306) .....	760
Bed Room #2 (Room 307) .....	765
Bed Room #3 (Room 308) .....	771
Bed Room #4 (Room 309) .....	776
Bed Room #5 (Room 310) .....	781
Hall: Service Portion (Room 311) .....	786
Hall: Master Portion (Room 312) .....	793

## Table of Contents

<b>ATTIC</b> .....	802
General Description .....	802
Bed Room (Room A1) .....	804
Storage Area (Room A2) .....	810
Stair Hall (Room A3) .....	811
Cedar Closet (Room A4) .....	815
Store Room (Room A5) .....	817
Unfinished Attic (Room A6) .....	819
<b><u>UTILITIES</u></b> .....	824
Gas System .....	824
Electrical System .....	829
Heating System .....	842
Cooling System .....	851
Plumbing System .....	852
<b><u>PROTECTION SYSTEMS</u></b> .....	865
Fire Detection and Suppression Systems .....	865
Security Systems .....	870
Pest Management .....	874
<b>IV. <u>RECOMMENDATIONS</u></b> .....	877
<b>V. <u>APPENDICES</u></b> .....	887
<b>APPENDIX A. Measured Drawings, Historic American Buildings Survey</b> .....	889
<b>APPENDIX B. Doorways and Windows (Floor Plans and Window Charts)</b> .....	919
<b>APPENDIX C. Paint Analysis</b> .....	951
<b>VI. <u>BIBLIOGRAPHY</u></b> .....	1009



# LIST OF FIGURES AND CREDITS

## VOLUME I

<i>Figure</i>	<i>page</i>
1. Early sketch of the Pedder house, signed in the lower right-hand corner, "H. Hudson Holly Architect, 111 BWAY NY, Jan. 30TH 1880." Edison NHS, catalog #102,915 . . . . .	23
2. Exterior elevation drawing and first-floor plan, published as Plate 296 in <i>American Architect and Building News</i> , Aug. 27, 1881 . . . . .	24
3. Detail of "Map of Residence and Grounds Belonging to H.C. Pedder Esq., Llewellyn Park, Orange N.J.," by Mead and Taylor, Engineers, 1882. Edison NHS, catalog #144,424 . . . . .	25
4. Earliest-known exterior photograph of the Pedder house, circa 1882-83. This date is based on the presence of the Conservatory addition and the absence of the Drawing Room addition. Reproduced from <i>American Victorian Architecture: A Survey of the 70's and 80's in Contemporary Photographs</i> , reprinted by Dover Publications, Inc.. The photograph is Plate III.11, labeled "H.H. Holly; Henry C. Pedder Residence, Llewellyn Park, Orange, N.J." . . . . .	26
5. Photograph of the south elevation, taken sometime after July 1884 and before May 1890. This is a partial view of a framed panoramic photograph that hangs in the Den. The dates were arrived at based on the construction of the Den addition in July 1884, and the absence of the large awning over the Conservatory installed in May 1890. It was definitely taken before June 1891, when hinged covers were made for the Den's skylight windows. Edison NHS catalog #103,738 . . . . .	27
6. Photograph of the north and east elevations, taken sometime between circa 1884 and 1890. The date circa 1884 was determined based on the presence of the west Laboratory addition; the date 1890 is based on the fact that the gutter leaders and leader heads are still a light color (they were a dark color by 1890). This view was definitely taken by 1899, before the "well house" was moved away from the main house. A framed print is at Edison NHS . . . . .	28
7. Detail of figure 6, showing the "well house" . . . . .	29

List of Illustrations and Credits

8.	Photograph of the south and east elevations, taken by W.K.L. Dickson circa 1890. The date is based on the presence of the large second-story awning installed in May 1890, and the fact that the photograph was published in a booklet dated August 1890 about the Minneapolis Exposition. This view was also published in 1892 in a trade catalog on "Wire Screens" by E.T. Burrowes and Co. of Portland, Maine. A framed print with the caption, "W.K.L. Dickson—Handy Scott and Co. Photo Gravure, N.Y." hangs in the second-story hall. Edison NHS catalog #12.420/1; glass negative #L-5998-B; copy negative #6921 . . . . .	47
9.	Photograph of the south elevation by W.K.L. Dickson, circa 1890. There is no doubt that this view was taken at the same time as figure 6, based on the plantings and the position of the window awnings. It was published in 1892 in the book, <i>The Life and Inventions of Thomas Edison</i> . A print is also framed and in the collection of Edison NHS, catalog #12.420/10; glass negative #L-5998-A; copy negative #6922 . . . . .	48
10.	Two close-up views of the Conservatory and Service Wing, taken by W.K.L. Dickson circa 1890-92. Both photographs were published in 1892 in <i>The Life and Inventions of Thomas A. Edison</i> . . . . .	49
11.	Photograph of the east elevation, circa 1891-97. The date 1891 is based on the presence of the hinged skylight covers at the Den that were installed in June of that year (see figure 12); the date 1897 is based on the dark trim color that was lightened by 1897. Edison NHS catalog #12.420/16; no negative . . . . .	50
12.	Two photographs joined together to show the entire southwest elevation. Both views were taken at the same time as figure 11, circa 1891-97. Edison NHS catalog #12.420/29 (left side) . . . . .	51
13.	Photograph of the south elevation, 1897. Date attributed by the site. Edison NHS catalog #14.335/9 (no negative) . . . . .	52
14.	Photograph of the east elevation, circa 1897-1902. The earlier date is based on the monochromatic paint scheme; the later date is based on the extant multi-paned sashes in the south window of Room 300, which were changed to single-pane sashes in 1902. Edison NHS catalog #12.420/50; copy negative #6968 . . . . .	53
15.	Photograph of Theodore Edison standing on the south roof deck, above the Conservatory, circa 1902. The date is based on the fact that Theodore, born in 1898, appears to be about three or four years old. The photograph is in an album at Edison NHS, with catalog #14,239 . . . . .	54

## List of Illustrations and Credits

16.	Photograph of the south and east elevations, September 1903. This is one view in a series of eight originally found in an envelope labeled "Sept. 1903 Measurements Proposed Sitting Room [sic: Living Room] and Carriage Porch." Edison NHS	55
17.	Photograph of the east elevation, September 1903 (see figure 16)	56
18.	Photograph of the southeast elevation, 1907. Written in the lower left-hand corner is "Byron N.Y. 24277." Edison NHS catalog #12.420/13; negative #8363	57
19.	Photograph of the west elevation, circa 1907-10. The date 1907 is derived from the existence of the south screened porch; the later date is based on the unaltered configuration of the windows in Rooms 212 and 213. Edison NHS	58
20.	Detail of figure 19, showing the original back doorway	59
21.	Photograph of the east elevation, 1914. Date attributed by the site. Edison NHS catalog #12.420/31; negative #2674	60
22.	Photograph of Thomas Edison seated on the front lawn, with the southeast corner of the house in the background, 1917. Photograph is copyrighted "T.A.E. 6-30-17." Edison NHS catalog #14.220/47; negative #4670	61
23.	Photograph of the east elevation labeled "Luncheon in Honor of the Edison Scholarship Candidates, 8/1/29." Edison NHS catalog #13.100/17; negative #5762D	62
<i>[Note: The next five photographs, all dated 1947, were taken on August 28, 1947, the day after Mina Edison's death. The photographer was George Van of Court Street, Newark, New Jersey.]</i>		
24.	Photograph of the south and east elevations, 1947. Edison NHS, negative #13227-7	68
25.	Photograph of the south elevation, 1947. Edison NHS, negative #13227-25	69
26.	Photograph of the west elevation, 1947. Edison NHS, negative #13227-21	70
27.	Photograph of the west elevation, 1947. Edison NHS, negative #13227-28	71
28.	Photograph of the north elevation, 1947. Edison NHS, negative #13238-1	72

## List of Illustrations and Credits

[Note: The next six photographs, all dated 1960, were taken by the National Park Service on October 20 or 21, 1960. The photographer was Ralph and Ralph.]

29. Photograph of the south and east elevations, 1960. Edison NHS, catalog #12.430/54; negative #6822 . . . . .	79
30. Photograph of the south elevation, 1960. Edison NHS, catalog #12.430/53; negative #6821 . . . . .	80
31. Photograph of the west elevation, 1960. Edison NHS, catalog #12.430/53; negative #6820 . . . . .	81
32. Photograph of the north and west elevations, 1960. Edison NHS, catalog #12.430/50; negative #6818 . . . . .	82
33. Photograph of the north and east elevations, 1960. Edison NHS, catalog #12/430/57; negative #6825 . . . . .	83
34. Photograph of the roof, looking northwest, taken from the roof deck, 1960. Edison NHS, catalog #12.430/43; negative #6807 . . . . .	84
35. Rough plan of Glenmont chimneys, with chimney numbers, drawn by Melvin J. Weig, November 12, 1959 (revised August 14, 1961) . . . . .	143
36. Cellar floor plan. Measured drawing prepared for the Historic American Buildings Survey (HABS) under the supervision of Professor John D. Shaw, Cornell University, for the Eastern Office Design and Construction (EODC), NPS, 1962; adapted by John G. Waite, EODC, 1963. Library of Congress . . . . .	156
37. Photograph of the Store Room #2 (Room B9), northeast corner, showing the obsolete Springfield Gas Machine, 1960 . . . . .	185
38. Photograph of the Store Room #1 (Room B11), northeast corner, showing the fresh-air plenum for the original heating system and the electrical panel for incoming service, 1960 . . . . .	190
39. Photograph of the Pump Room (Room B14), northwest corner, showing the cistern valves and water pumps, 1960 . . . . .	196
40. First-floor plan. Measured drawing prepared for the Historic American Buildings Survey (HABS) under the supervision of Professor John P. Shaw, Cornell University, for the Eastern Office Design and Construction (EODC), NPS, 1962; adapted by John G. Waite, EODC, 1963. Library of Congress . . . . .	211
41. Sketch of the Drawing Room (Room 100), looking northwest. Published in <i>The Decorator and Furnisher</i> , 1891 . . . . .	223

List of Illustrations and Credits

---

42.	Three views of the Drawing Room (Room 100), photographed by W.K.L. Dickson and published in <i>The Life and Inventions of Thomas A. Edison</i> in 1892, pp. 343-45 . . . . .	224
43.	Photograph of the west alcove of the Drawing Room (Room 100), on the occasion of Madeleine Edison's marriage to John Sloane, June 18, 1914. Edison NHS, catalog #12.425/17; negative #0-8229 . . . . .	225
44.	Photograph of the Drawing Room (Room 100), looking west, June 18, 1914 (see figure 43). Edison NHS, catalog #12.425/16; negative #0-8228 . . . . .	226
45.	Photograph of the Drawing Room (Room 100), northwest corner, on the occasion of Grace Miller's wedding, February 15, 1916. Edison NHS, catalog #12.425/14; no negative . . . . .	227
46.	Photograph of the Drawing Room (Room 100), looking south, 1947. Edison NHS, catalog #12.435/12; negative #0-1160-21. Three additional photographs taken at this time document the appearance of the entire room (catalog #12.435/13, negative #0-1160-22; catalog #12.435/14, negative #0-1160-23; catalog #12.435/15, negative #0-1160-24). They are not included in this report due to their dark quality, and because no significant changes were made to the room between 1947 and 1960 . . . . .	228
47.	Photograph of the Drawing Room (Room 100), looking southwest, 1960. Edison NHS, catalog #12.435/71; negative #6749 . . . . .	229
48.	Photograph of the Drawing Room (Room 100), looking north, 1960. Edison NHS, catalog #12.435/73; negative #6751 . . . . .	230
49.	Photograph of the Drawing Room (Room 100), looking southeast, 1960. Edison NHS, catalog #12.435/72; negative #6750 . . . . .	231
50.	Photograph of the Drawing Room (Room 100), looking northwest, 1960. Edison NHS, catalog #12.435/74; negative #6752 . . . . .	232
51.	Photograph of the Conservatory (Room 101), looking south, on the occasion of Grace Miller's wedding, February 15, 1916. Edison NHS, catalog #12.425/18 . . . . .	245
52.	Photograph of the Conservatory (Room 101), looking south, 1947. Edison NHS, catalog #12.435/25; negative #0-1160-34 . . . . .	246
53.	Photograph of the Conservatory (Room 101), looking northwest, 1947. Edison NHS, catalog #12.435/26; negative #0-1160-35 . . . . .	247

List of Illustrations and Credits

---

54.	Photograph of the Conservatory (Room 101), looking south, 1960. Edison NHS, catalog #12.435/69; negative #6747 . . . . .	248
55.	Photograph of the Conservatory (Room 101), looking northwest, 1960. Edison NHS, catalog #12.435/70; negative #6748 . . . . .	249
56.	Two views of the Reception Room (Room 102), photographed by W.K.L. Dickson. The inset view was published in <i>The Life and Inventions of Thomas A. Edison</i> (p. 345) in 1892 . . . . .	260
57.	Photograph of the Reception Room (Room 102), looking southwest, 1918. Edison NHS, catalog #12.425/13 . . . . .	261
58.	Photograph of the Reception Room (Room 102), looking south, 1947. Edison NHS, catalog #12.435/10; negative #0-1160-19 . . . . .	262
59.	Photograph of the Reception Room (Room 102), looking northwest, 1947. Edison NHS, catalog #12.435/11; negative #0-1160-20 . . . . .	263
60.	Photograph of the Reception Room (Room 102), looking east, 1947. Edison NHS, catalog #12.435/9; negative #0-1160-18 . . . . .	264
61.	Photograph of the Reception Room (Room 102), looking southeast, 1960. Edison NHS, catalog #12.435/66; negative #6744 . . . . .	265
62.	Photograph of the Reception Room (Room 102), looking north, 1960. Edison NHS, catalog #12.435/68; negative #6746 . . . . .	266
63.	Photograph of the Reception Room (Room 102), looking east, 1960. Edison NHS, catalog #12.435/67; negative #6745 . . . . .	267
64.	Sketch of the Hall (Room 103), looking southwest. Published in <i>The Decorator and Furnisher</i> , 1891 . . . . .	278
65.	Photograph of the Hall (Room 103), looking west, 1947. Edison NHS, catalog #12.435/5; negative #0-1160-14 . . . . .	279
66.	Photograph of the Hall (Room 103), looking north, 1947. Edison NHS, catalog #12.435/6; negative #0-1160-15 . . . . .	280
67.	Photograph of the Hall (Room 103), looking south, 1947. Edison NHS, catalog #12.435/7; negative #0-1160-16 . . . . .	281
68.	Photograph of the Hall (Room 103), southeast corner, 1947. Edison NHS, catalog #12.435/8; negative #0-1160-17 . . . . .	282

List of Illustrations and Credits

---

69.	Photograph of the Hall (Room 103), looking west, 1960. Edison NHS, catalog #12.435/58; negative #6736	283
70.	Photograph of the Hall (Room 103), looking northwest, 1960. Edison NHS, catalog #12.435/60; negative #6738	284
71.	Photograph of the Hall (Room 103), looking northeast, 1960. Edison NHS, catalog #12.435/61; negative #6739	285
72.	Photograph of the Hall (Room 103), looking southeast, 1960. Edison NHS, catalog #12.435/59; negative #6737	286
73.	Front entrance doorway, 1960. Edison NHS, catalog #12.435/57; negative #6735	297
74.	Photograph of the Library (Room 104), by W.K.L. Dickson. Published in <i>The Life and Inventions of Thomas A. Edison</i> , 1892	307
75.	Photograph of the Library (Room 104), looking northwest, circa 1918. Edison NHS, negative #XE 6571-18	308
76.	Photograph of the Library (Room 104), looking south, 1947. Edison NHS, catalog #12.435/24; negative #0-1160-33	309
77.	Photograph of the Library (Room 104), looking north, 1947. Edison NHS, catalog #12.435/23; negative #0-1160-32	310
78.	Photograph of the Library (Room 104), looking southwest, 1960. Edison NHS, catalog #12.435/65; negative #6743	311
79.	Photograph of the Library (Room 104), looking northeast, 1960. Edison NHS, catalog #12.435/62; negative #6740	312
80.	Photograph of the Library (Room 104), northeast alcove, 1960. Edison NHS, catalog #12.435/64; negative #6742	313
81.	Photograph of the Library (Room 104), looking southeast, 1960. Edison NHS, catalog #12.435/63; negative #6741	314
82.	Photograph of the Service Dining Room (Room 105), looking east, 1960. Edison NHS, catalog #12.435/89; negative #6767	321
83.	Photograph of the Laundry (Room 106), looking east, 1960. Edison NHS, catalog #12.435/88; negative #6766	332

List of Illustrations and Credits

---

84.	Photograph of the Kitchen (Room 107), looking southeast, 1960. Edison NHS, catalog #12.435/87; negative #6765	345
85.	Photograph of the Pantry (Room 108), looking west, 1960. Edison NHS, catalog #12.435/86; negative #6764	362
86.	Photograph of Thomas and Mina Edison in Laboratory (Room 110), 1903. This view is believed to have been printed backwards originally, because the circa-1884 doorway is not visible in the "west" wall (to the right side of the fireplace and behind Thomas Edison—see figure 86). Written at the bottom edge of the photograph is "In The Laboratory 1903." The photograph is in an album (catalog #14,239) at Edison NHS	378
87.	Photograph of the Laboratory (Room 110), looking west, 1960. Edison NHS, catalog #12.435/84; negative #6762	379
88.	Photograph of the Laboratory (Room 110), looking east, 1960. Edison NHS, catalog #12.435/85; negative #6763	380
89.	Sketch of the Den (Room 114), looking southwest. Published in <i>The Decorator and Furnisher</i> , 1891	415
90.	Photograph of the Den (Room 114), by W.K.L. Dickson. Published in <i>The Life and Inventions of Thomas A. Edison</i> (p. 342), 1892	416
91.	Photograph of the Den (Room 114), south window bay, 1907. Written in the lower left-hand corner is "Byron N.Y. 24282." Edison NHS, catalog #12.425/22; negative #8365	417
92.	Photograph of the Den (Room 114), southwest corner, 1907. Written in the lower left-hand corner is "Byron N.Y. 24288." Edison NHS, catalog #12.313/7; negative #8362	418
93.	Photograph of the Den (Room 114), looking north, 1947. Edison NHS, catalog #12.435/19; negative #0-1160-28	419
94.	Photograph of the Den (Room 114), looking southeast, 1947. Edison NHS, catalog #12.435/22; negative #0-1160-31	420
95.	Photograph of the Den (Room 114), looking south, 1947. Edison NHS, catalog #12.435/20; negative #0-1160-29	421
96.	Photograph of the Den (Room 114), looking west, 1947. Edison NHS, catalog #12.435/21; negative #0-1160-30	422



List of Illustrations and Credits

---

97.	Photograph of the Den (Room 114), looking northeast, 1960. Edison NHS, catalog #12.435/83; negative #6761 . . . . .	423
98.	Photograph of the Den (Room 114), looking southeast, 1960. Edison NHS, catalog #12.435/82; negative #6760 . . . . .	424
99.	Photograph of the Den (Room 114), looking southwest, 1960. Edison NHS, catalog #12.435/81; negative #6759 . . . . .	425
100.	Photograph of the Den (Room 114), looking northwest, 1960. Edison NHS, catalog #12.435/80; negative #6758 . . . . .	426
101.	Photograph of the Den (Room 114), looking northwest, 1967. Edison NHS, catalog #12.435/136; negative #0-1717 . . . . .	427
102.	Two early sketches of the Dining Room (Room 115). The top sketch, published by <i>The Decorator and Furnisher</i> in 1891, shows the southeast corner of the room. The bottom sketch, published in the <i>New York</i> <i>Recorder</i> , August 19, 1894, is a view looking west . . . . .	443
103.	Photograph of the Dining Room (Room 115), looking southwest and showing Thomas Edison seated at the Dining Room table. The date is based on the drop light over the table installed in 1902, and the absence of the Dutch hall clock at the west wall that was introduced in 1915-16. Edison NHS, catalog #14.220/84 (no negative) . . . . .	444
104.	Photograph of the Dining Room (Room 115), looking northeast, 1916. Edison NHS, catalog #12.425/20; negative #0-8669 . . . . .	445
105.	Photograph of the Dining Room (Room 115), showing Mina Edison and Mr. Hitchcock standing at the west-doorway portiere, 1932. Edison NHS, catalog #14.352/33; negative #0-8667 . . . . .	446
106.	Photograph of the Dining Room (Room 115), looking west, 1947. Edison NHS, catalog #12.435/16; negative #0-1160-25 . . . . .	447
107.	Photograph of the Dining Room (Room 115), looking east, 1947. Edison NHS, catalog #12.435/17; negative #0-1160-26 . . . . .	448
108.	Photograph of the Dining Room (Room 115), looking southwest, 1960. Edison NHS, catalog 12.435/76; negative #6754 . . . . .	449
109.	Photograph of the Dining Room (Room 115), looking northwest, 1960. Edison NHS, catalog #12.435/75; negative #6753 . . . . .	450

List of Illustrations and Credits

---

110.	Photograph of the Dining Room (Room 115), looking northeast, 1960. Edison NHS, catalog #12.435/78; negative #6756 . . . . .	451
111.	Photograph of the Dining Room (Room 115), looking east, 1960. Edison NHS, catalog #12.435/77; negative #6755 . . . . .	452
112.	Photograph of the Dining Room (Room 115), looking southeast, 1960. Edison NHS, catalog #12.435/79; negative #6757 . . . . .	453
113.	Photograph of the Fern Room (Room 116), looking northwest through the Drawing Room doorway, 1916. Edison NHS, catalog #12.425/15 (no negative) . . . . .	459
114.	Photograph of the Service Hall (Room 117), south part, looking north, 1960. Edison NHS, catalog #12.435/91; negative #6769 . . . . .	467
115.	Photograph of the Service Hall (Room 117), south part, looking south, 1960. Edison NHS, catalog #12.435/90; negative #6768 . . . . .	468
116.	Photograph of the Service Hall (Room 117), south part, looking up at the service stairway, 1960. Edison NHS, catalog #12.435/92; negative #6770 . . . . .	469

**VOLUME II**

117.	Second-floor plan. Measured drawing prepared for the Historic American Buildings Survey (HABS) under the supervision of Professor John P. Shaw, Cornell University, for the Eastern Office Design and Construction (EODC), NPS, 1962; adapted by John G. Waite, EODC, 1963. Library of Congress . . . . .	484
118.	Photograph of the South Room (Room 200), looking north, 1947. Edison NHS, catalog #12.435/53; negative #0-1160-62 . . . . .	496
119.	Photograph of the South Room (Room 200), looking southwest, 1947. Edison NHS, catalog #12.435/54; negative #0-1160-63 . . . . .	497
120.	Photograph of the South Room (Room 200), looking northeast, 1960. Edison NHS, catalog #12.435/111; negative #6789 . . . . .	498
121.	Photograph of the South Room (Room 200), looking southwest, 1960. Edison NHS, catalog #12.435/110; negative #6788 . . . . .	499
122.	Photograph of the Second Story Porch (Room 202), looking west, circa 1907-14. The date 1907 is based on the original construction date of the screened porch; 1914 is when a solid deck existed on the porch roof, as seen in figure 21. The photograph is in an album (catalog #14239) at Edison NHS . . . . .	511

List of Illustrations and Credits

---

123.	Photograph of the Second Story Porch (Room 202), looking east, 1947. Edison NHS, catalog #12.435/43; negative #0-1160-52 . . . . .	512
124.	Photograph of the Second Story Porch (Room 202), looking west, 1947. Edison NHS, catalog #12.435/42; negative #0-1160-51 . . . . .	513
125.	Photograph of the Second Story Porch (Room 202), looking east, 1960. Edison NHS, catalog #12.435/112; negative #6790 . . . . .	514
126.	Photograph of the Second Story Porch (Room 202), looking west, 1960. Edison NHS, catalog #12.435/113; negative #6791 . . . . .	515
127.	Photograph of the Owner's Room (Room 203), looking northwest, 1947. Edison NHS, catalog #12.435/41; negative #0-1160-50 . . . . .	532
128.	Photograph of the Owner's Room (Room 203), looking northeast, 1947. Edison NHS, catalog #12.435/40; negative #0-1160-49 . . . . .	533
129.	Photograph of the Owner's Room (Room 203), looking southeast, 1947. Edison NHS, catalog #12.435/39; negative #0-1160-48 . . . . .	534
130.	Photograph of the Owner's Room (Room 203), looking southwest, 1947. Edison NHS, catalog #12.435/38; negative #0-1160-47 . . . . .	535
131.	Photograph of the Owner's Room (Room 203), looking northwest, 1960. Edison NHS, catalog #12.435/108; negative #6786 . . . . .	536
132.	Photograph of the Owner's Room (Room 203), looking northeast, 1960. Edison NHS, catalog #12.435/109; negative #6787 . . . . .	537
133.	Photograph of the Owner's Room (Room 203), looking southeast, 1960. Edison NHS, catalog #12.435/106; negative #6784 . . . . .	538
134.	Photograph of the Owner's Room (Room 203), looking southwest, 1960. Edison NHS, catalog #12,435/107; negative #6785 . . . . .	539
135.	Photograph of the Owner's Bath (Room 204), looking southeast, 1947. Edison NHS, catalog #12.435/45; negative #0-1160-54 . . . . .	551
136.	Photograph of the Owner's Bath (Room 204), looking northwest, 1947. Edison NHS, catalog #12.435/44; negative #0-1160-53 . . . . .	552
137.	Photograph of the Living Room (Room 205), looking southwest, 1903. Edison NHS, catalog #12.425/31 (no negative) . . . . .	570

List of Illustrations and Credits

---

138.	Photograph of the Living Room (Room 205), looking west, 1903. Edison NHS, catalog #12.425/30 (no negative) . . . . .	571
139.	Photograph of the Living Room (Room 205), looking northwest, 1903. Edison NHS, catalog #12.425/28 . . . . .	572
140.	Photograph of the Living Room (Room 205), looking northeast, 1907. Written in the lower left-hand corner is "Byron N.Y. 24285." Edison NHS, catalog #12.425/26; negative #8364 . . . . .	573
141.	Photograph of the Living Room (Room 205), looking northeast, circa 1916. Published in the <i>New York Tribune</i> on March 12, 1916, with the caption, "A characteristic pose of Mr. Edison seated in his favorite corner in the living room." . . . . .	574
142.	Photograph of the Living Room (Room 205), looking northeast, 1929. Edison NHS, catalog #12.425/27 . . . . .	575
143.	Photograph of the Living Room (Room 205), looking northwest, 1947. Edison NHS, catalog #12.435/36; negative #0-1160-45 . . . . .	576
144.	Photograph of the Living Room (Room 205), east side of the north wall, 1947. Edison NHS, catalog #12.435/33; negative #0-1160-42 . . . . .	577
145.	Photograph of the Living Room (Room 205), northeast corner, 1947. Edison NHS, catalog #12.435/31; negative #0-1160-40 . . . . .	578
146.	Photograph of the Living Room (Room 205), southeast corner, 1947. Edison NHS, catalog #12.435/32; negative #0-1160-41 . . . . .	579
147.	Photograph of the Living Room (Room 205), looking southwest, 1947. Edison NHS, catalog #12.435/35; negative #0-1160-44 . . . . .	580
148.	Photograph of the Living Room (Room 205), looking northwest, 1960. Edison NHS, catalog #12.435/104; negative #6782 . . . . .	581
149.	Photograph of the Living Room (Room 205), looking northeast, 1960. Edison NHS, catalog #12.435/102; negative #6780 . . . . .	582
150.	Photograph of the Living Room (Room 205), looking east, 1960. Edison NHS, catalog #12.435/101; negative #6779 . . . . .	583
151.	Photograph of the Living Room (Room 205), looking southwest, 1960. Edison NHS, catalog #12.435/103; negative #6781 . . . . .	584

List of Illustrations and Credits

---

152.	Photograph of Mr. Theodore's Room (Room 206), looking northwest, 1947. Edison NHS, catalog #12.435/48; negative #0-1160-57A . . . . .	597
153.	Photograph of Mr. Theodore's Room (Room 206), looking northeast, 1947. Edison NHS, catalog #12.435/50; negative #0-1160-59 . . . . .	598
154.	Photograph of Mr. Theodore's Room (Room 206), looking southeast, 1947. Edison NHS, catalog #12.435/49; negative #0-1160-58 . . . . .	599
155.	Photograph of Mr. Theodore's Room (Room 206), looking southeast, 1960. Edison NHS, catalog #12.435/100; negative #6778 . . . . .	600
156.	Photograph of the North Room (Room 210), southwest corner, circa 1898. This view shows the room furnished as a play/school room, with Charles and Madeleine on the left side and Mina on the right side. The date "circa 1898" is based on the age of Madeleine, born in 1888, who appears to be about 10 years old. It was definitely taken before the southwest closet was built circa 1909. The photograph was published by the National Park Service in an undated brochure entitled "Glenmont." Edison NHS, catalog #14.354/2 (no negative) . . . . .	624
157.	Photograph of the North Room (Room 210), looking west, 1947. Edison NHS, catalog #12.435/46; negative #0-1160-55 . . . . .	625
158.	Photograph of the North Room (Room 210), looking northeast, 1947. Edison NHS, catalog #12.435/47; negative #0-1160-56 . . . . .	626
159.	Photograph of the North Room (Room 210), looking northwest, 1960. Edison NHS, catalog #12.435/99; negative #6777 . . . . .	627
160.	Photograph of the North Room (Room 210), looking southeast, 1960. Edison NHS, catalog #12.435/98; negative #6776 . . . . .	628
161.	Photograph of the Hall Bathroom (Room 211), looking east, 1960. Edison NHS, catalog #12.435/97; negative #6775 . . . . .	639
162.	Photograph of the West Room (Room 213), looking east, 1914. The room displays the wedding gifts of Madeleine Edison and John Sloane, who were married in the Drawing Room on June 18, 1914. Edison NHS, album #113 . . . . .	668
163.	Photograph of the West Room (Room 213), looking west, 1914. Taken the same time as figure 162. Edison NHS, album 113 . . . . .	669
164.	Photograph of the West Room (Room 213), looking east, 1947. Edison NHS, catalog #12.435/51; negative #0-1160-60 . . . . .	670

List of Illustrations and Credits

---

165.	Photograph of the West Room (Room 213), looking west, 1947. Edison NHS, catalog #12.435/52; negative #0-1160-61 . . . . .	671
166.	Photograph of the West Room (Room 213), looking southwest, 1960. Edison NHS, catalog #12.435/96; negative #6774 . . . . .	672
167.	Photograph of the Second Floor Hall (Room 214), looking northwest, 1947. Edison NHS, catalog #12.435/27; negative #0-1160-36 . . . . .	681
168.	Photograph of the Second Floor Hall (Room 214), looking northeast, 1947. Edison NHS, catalog #12.435/29; negative #0-1160-38 . . . . .	682
169.	Photograph of the Second Floor Hall (Room 214), looking southwest, 1947. Edison NHS, catalog #12.435/28; negative #0-1160-37 . . . . .	683
170.	Photograph of the Second Floor Hall (Room 214), looking southeast, 1960. Edison NHS, catalog #12.435/93; negative #6771 . . . . .	684
171.	Photograph of the Second Floor Hall (Room 214), looking southwest, 1960. Edison NHS, catalog #12.435/94; negative #6772 . . . . .	685
172.	Photograph of the Second Floor Hall (Room 214), looking northwest, 1960. Edison NHS, catalog #12.435/95; negative #6773 . . . . .	686
173.	Photograph of the Store Room (Room 214a), looking south, 1947. Edison NHS, catalog #12.435/55; negative #0-1160-64 . . . . .	692
174.	Third-floor plan. Measured drawing prepared for the Historic American Buildings Survey (HABS) under the supervision of Professor John P. Shaw, Cornell University, for the Eastern Office Design and Construction (EODC), NPS, 1962; adapted by John G. Waite, EODC, 1963. Library of Congress . . . . .	703
175.	Photograph of Mr. Charles' Room (Room 300), looking southwest, 1960. Edison NHS, catalog #12.435/121; negative #6799 . . . . .	714
176.	Photograph of Mr. Charles' Room (Room 300), looking northeast, 1960. Edison NHS, catalog #12.435/122; negative #6800 . . . . .	715
177.	Photograph of Miss Bogue's Room (Room 301), looking southeast, 1960. Edison NHS, catalog #12.435/123; negative #6801 . . . . .	725
178.	Photograph of Miss Bogue's Room (Room 301), looking northwest, 1960. Edison NHS, catalog #12.435/124; negative #6802 . . . . .	726
179.	Photograph of the Blue Room (Room 304), looking east, 1960. Edison NHS, catalog #12.435/118; negative #6796 . . . . .	748

List of Illustrations and Credits

---

180. Photograph of the Sewing Room (Room 305), looking southeast, 1960. Edison NHS, catalog #12.435/117; negative #6795 . . . . .	758
181. Photograph of the Sewing Room (Room 305), showing the marble-counter lavatory at the west wall, 1960. Edison NHS, catalog #12.435/116; negative #6794 . . . . .	759
182. Photograph of Bed Room #4 (Room 309), looking southwest, 1960. Edison NHS, catalog #12.435/120; negative #6798 . . . . .	780
183. Photograph of the Hall: Service Portion (Room 311), looking southwest, 1960. Edison NHS, catalog #12.435/119; negative #6797 . . . . .	792
184. Photograph of the Hall: Master Portion (Room 312), looking south, 1960. Edison NHS, catalog #12.435/114; negative #6792 . . . . .	800
185. Photograph of the Hall: Master Portion (Room 312), looking north, 1960. Edison NHS, catalog #12.435/115; negative #6793 . . . . .	801
186. Attic floor plan. NPS schematic drawing by Barbara A. Yocum, 1995 . . . . .	803
187. Photograph of the Bed Room (Room A1), looking north, 1960. Edison NHS, catalog #12.435/125; negative #6803 . . . . .	809
188. Photograph of the Unfinished Attic (Room A6), looking southwest, 1960. Edison NHS, catalog #12.435/128; negative #6806 . . . . .	821
189. Photograph of the Unfinished Attic (Room A6), looking west, 1960. Edison NHS, catalog #12.435/127; negative #6805 . . . . .	822
190. Photograph of the Unfinished Attic (Room A6), looking northeast, 1960. Edison NHS, catalog #12.435/126; negative #6804 . . . . .	823
191. Schematic Drawing of the 1907 Heating System (reduced in size). Prepared by the Laboratory Construction and Engineering Department, Thomas A. Edison Laboratory, March 1920. Edison NHS Archives . . . . .	844
Appendix A. Elevation drawings and floor plans by the Historic American Buildings Survey, 1963. Selected drawings are color-coded to indicate architectural evolution . . . . .	889
Appendix B. Doorway and window numbers, keyed to the HABS floor plans . . . . .	919

## SECOND STORY

### General Description

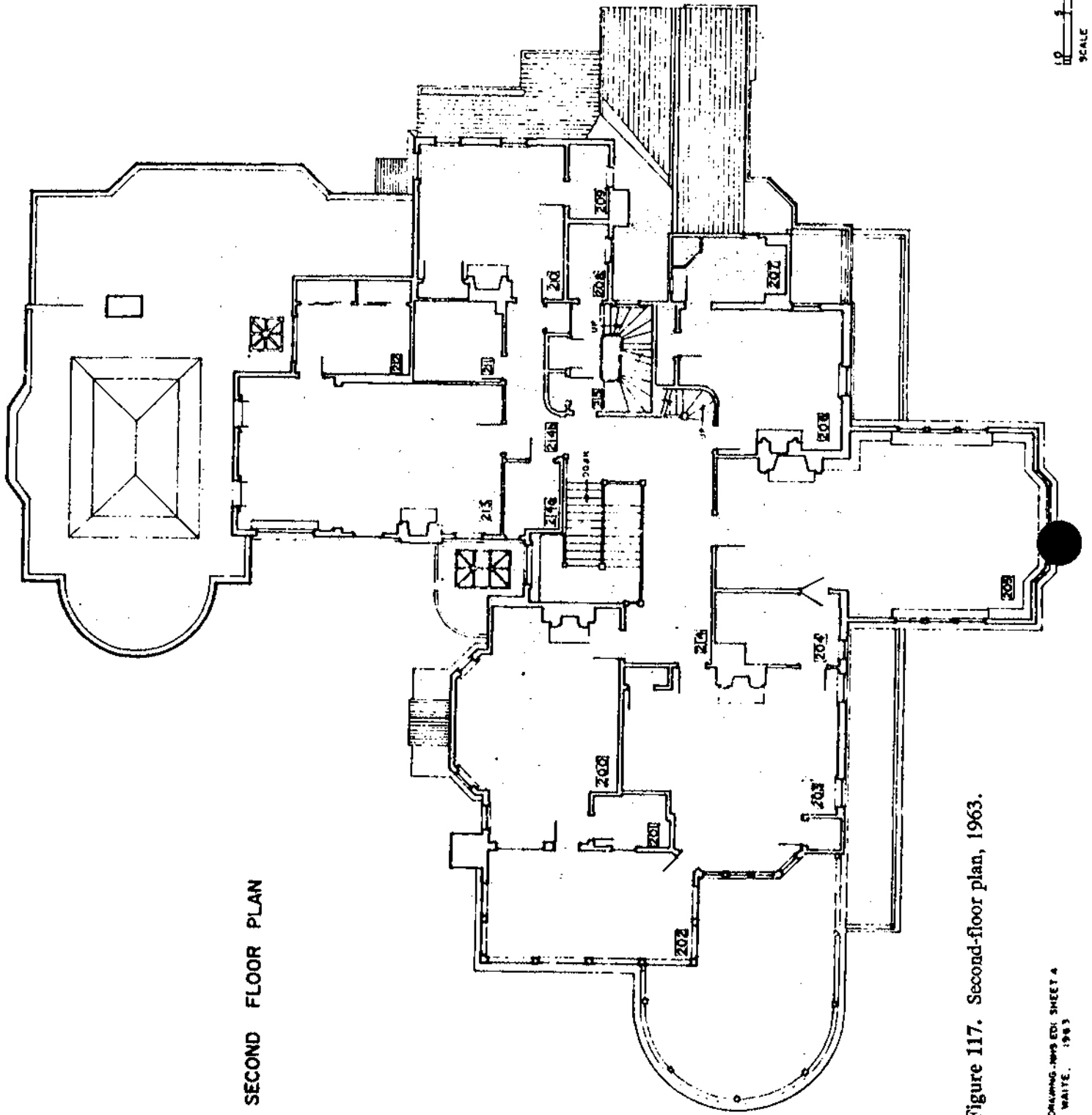
The second story served as the private retreat of the Edison family. It was here that family members retired to their bedrooms or to the informal book-filled family room. The southeast bedroom, known as the Owner's Room, is where the three children of Thomas and Mina were born, and where Thomas Edison died in 1931.

When built originally in 1880-81, the second story had two bathrooms—one for the family, the other for the house staff. By 1940, the second story boasted six bathrooms. Other rooms in this story included guest bedrooms and a walk-in linen closet. One of the guest bedrooms functioned during the early years as a nursery for the young Edison children. The service portions of the second story included the Service Bathroom (Room 208), and the Service Hall (Room 215) with its back stair and slop-sink closet.

Several changes were made to the second-story rooms by the Edison family. The original hall bathroom was modernized, and another bathroom was added, in 1899-1900. The new bathroom (Room 204) was located between the Owner's Room (Room 203) and the Living Room (Room 205). Considerable work was done in 1905, which included enlarging the Living Room, enlarging the southeast bedroom, and installing a new bathroom off the southwest bedroom. A screened porch, missing today, was built on the south side of the house in 1907. The large west bedroom was remodeled in 1909-10, at the same time that a new bathroom was installed in the adjacent north room. Several of the bedrooms were redecorated in 1923 under the direction of The Herter Looms. Other rooms were redone in the 1930's by Mrs. Renner following Thomas Edison's death in 1931. The last major alteration to the second story was the addition of a new bathroom off the northeast bedroom in 1940.

All of the bedrooms in the second story are shown to visitors today. Rooms not open to the public include the linen closet and five of the six bathrooms. The former Service Bathroom (Room 208) was modernized in 1963, and is now used by NPS staff and visitors.





SECOND FLOOR PLAN

Figure 117. Second-floor plan, 1963.

4A3/27,000-A  
 1" = 10'  
 SCALE  
 1/8" = 10'

## South Room (Room 200)

### General Information

The South Room is a large bedroom at the southeast corner of the house. Its dimensions were recorded by the 1931 residence appraisal as being 16 feet by 26 feet. It has a large bay along its west wall, a fireplace at its north wall, and a closet at the southeast corner.

This room has always been used as a bedroom, beginning with its original construction in 1880-81. It appears to have been the bedroom of the original owner of the house, Henry C. Pedder.<sup>256</sup> There is some speculation that Thomas Edison occupied the room in the early years of his marriage.<sup>257</sup> By 1889, the room was designated the "Guests' Room."<sup>258</sup>

The person with whom this room is most often associated, however, is the Edisons' daughter Madeleine. The earliest reference to this being Madeleine's bedroom is a bill dated 1905. Madeleine used the room until her marriage to John Sloane in 1914. She appears to have retained some claim to the room even after 1914, based on the residence and furnishings appraisals for 1921, 1924, and 1930, which label it as "Mrs. Sloane's Room." By the time of the 1931 residence appraisal, the room was simply called the "South Room."

The room was later used by Mina Edison's second husband, Edward E. Hughes, according to the furnishings appraisal for 1937. Mr. Hughes was married to Mina Edison from 1935 until his death in 1940.

The room as originally built was decorated and furnished by Pottier & Stymus, according to their bill dated May 7, 1882. It was then referred to the "Room Over Drawing Room" and the "Room Over Parlor." Pottier & Stymus finished the room with a decorated ceiling and painted walls, and supplied it with birch and maple furniture.

---

<sup>256</sup> The bill from Pottier & Stymus dated May 7, 1882, suggests that Mr. and Mrs. Pedder had separate bedrooms. Mr. Pedder appears to have had the "Room over Drawing Room" [mistakenly called the "Dining Room"], which was furnished with "1 Gents Bureau." The 1886 inventory also lists the room as having one "cuspidor."

<sup>257</sup> A bill from Roux and Co. dated June 27, 1887, refers to cleaning the fireplace elements in two rooms, including "Mr. Edison's Room" and "Mrs. Edison's Room." There is no definitive proof, however, to pinpoint "Mr. Edison's Room" as being Room 200.

<sup>258</sup> Letter from Edwards & Co. to Charles Batchelor, Sept. 14, 1889. This letter described the burglar-alarm connections in the house, including those in the "Main Chamber, Toilet Room and Guests [sic] Room" in the "2d floor front" part of the house. Room 206 was then designated the "Spare Room" next to the "Sitting Room."

Significant changes were made in 1905. Architect Edward L. Tilton, who designed the Living Room addition (Room 205) in 1905, is believed to have also worked on the remodeling of this room.<sup>259</sup> The original south window was replaced by the existing doorway and large window, and leaded-glass sashes were installed in all the windows. Wood closets were built at the north wall, and a bookcase was built at the south wall. Finally, two new electric lights were mounted to the walls. A close study of the exterior photographs and the floor plan suggests that the room was also made smaller at this time, by relocating the east wall approximately 3 feet to the west, and by partitioning off a new bathroom (Room 201) in the southeast corner of the room. Much of this work, unfortunately, is not documented in the historical records. Only some elements of the job are recorded in bills from contractors and suppliers, which are described in detail in the sections that follow.

The most explicit documentation of the 1905 alterations as completed is the second-floor plan of the house by architects Allen & Collens, dated October 29, 1907. This plan shows existing conditions, in addition to proposed changes to the second-story rooms.<sup>260</sup> Both Rooms 200 and 201 are drawn as extant today, with no proposed alterations.

The last significant renovation of the room was in 1927, under the direction of The Misses McKey of New York City. The work included removing the built-in bookcase, removing the woodwork from above the fireplace mantel, and altering the two wall light fixtures. The ceiling chandelier may also have been removed at that time. Canvas was applied to the ceiling, and both the ceiling and the walls were repainted. The work is documented by an estimate from The Misses McKey dated August 1, 1927, and a payment statement dated September 17, 1927.

All work in the room after 1927 appears to have involved painting and refinishing. The last documented painting of the room was in 1952, when a new ceiling canvas was also installed. Photographic documentation exists for the years 1947 and 1960.

The South Room is open and interpreted to visitors today.

### Floor

The floor is composed of wood floorboards 2 inches wide. Most of the floorboards are thought to be original (1880-81). It also appears, however, that some new floorboards were installed in 1905 when the room was remodeled. This is based on the estimate and specifications from E.W. Peckham dated August 14, 1905, which state "stain new floor to match the old. Clean the old floor and finish." The exact locations of the newer floorboards are not known, because there is no visible difference between the old floorboards and the new floorboards.

---

<sup>259</sup> Tilton's bill, dated December 19, 1905, was for architectural services in connection with the "New Room," in addition to the "Chambers and Bath Room." The southwest bedroom is thought to have been one of the "chambers." Edison NHS Archives.

<sup>260</sup> "Alterations of House, Allen & Collens," Oct. 29, 1907.

The floor was described by the residence appraisals of 1921 and 1924 as being "494 Sq. ft. Georgia pine comb grained flooring." Sections of the floor that were originally in this room are now in Rooms 201 and 203, because portions of Room 200 were taken for those two rooms in 1905.

### Walls

The walls date from two periods of construction: 1880-81 and 1905. The original walls are the north wall, the west wall, the south wall, and the east wall north of the hall doorway. The remainder of the east wall is believed to have been built in 1905, when it replaced an earlier east wall located approximately 3 feet to the east of the existing wall.

While there is no written documentation for the 1905 alteration to the east wall, it may be surmised based on several facts. First, pre-1905 exterior photographs of the house show a window opening in the south wall, where the east interior wall abuts the wall today. Second, a comparison of the second-floor plan with the first-floor plan indicates that the east wall of Room 200 is not aligned with the east wall of Room 100, as would be expected. Rather, the east wall of Room 200 is offset approximately 3 feet to the west of the first-story wall. Third, contractor's bills indicate that a new bathroom (Room 201) was installed in the southeast corner of Room 200 in 1905, which involved building new walls. Finally, extensive alterations are known to have been made to the south exterior wall of adjacent Room 203 in 1905. It is therefore possible that the alterations included the relocation of the partition between Rooms 203 and 200. Like the work in Room 200, the work in Room 203 is largely undocumented except for the evidence provided by the exterior photographs.

All of the walls in the room are finished with smooth plaster, a decorative plaster cornice at the ceiling, a wood picture molding below the cornice, and a wood baseboard at the floor. The precise date of the plaster cornice and the picture molding is uncertain, because the moldings are identical in style on all of the walls of the room, including the later (1905) east wall. One possible explanation is that the cornice moldings installed at the east wall in 1905 carefully reproduced the existing moldings in the room. Alternatively, a new plaster cornice and picture molding may have been installed at all of the walls in 1905. The baseboard at the east wall is also similar to the other baseboards in the room, suggesting that it was either reused from the earlier wall or carefully reproduced in 1905.

Selected features of the walls were recorded by the residence appraisals of 1921, 1924, and 1931. The 1921 and 1924 appraisals listed "90 Lineal feet picture moulding" and "68 Lineal feet base, moulding and floor member." The 1931 appraisal differed slightly in its dimensions, describing "84 Lineal ft 3" picture moulding" and "73 Lineal ft. 12" baseboard." The 1931 appraisal further noted that all of the second-story rooms had a "3 coat hard finish plaster on wood lath."

### Ceiling

The ceiling is plaster covered with canvas. The existing canvas was installed in 1952 by painter Carl G. Gustafson, according to an estimate dated February 20, 1952, and a subsequent bill dated March 25, 1952. The plaster itself may be as early as 1880-81.

It is unclear when canvas was first applied to the ceiling. It appears to have existed as early as 1905, based on the estimate and specifications from E.W. Peckham dated August 17, 1905, which included repairs to the canvas in preparation for repainting. Sections of the canvas were cut out and the ceiling was repaired in 1913, according to a bill dated May 31, 1913, from interior designers Proctor & Company.

New canvas was applied in 1927, under the direction of The Misses McKey. Their estimate, dated August 1, 1927, gives the following explanation for this treatment: "Because of bad condition of ceiling it will be covered with strong prepared canvass then painted to make permanent surface." Prior to the application of the canvas, the ceiling "cracks [were] pointed up with plaster."

### Doorways

The room has three doorways: two in the east wall and one in the exterior south wall. Of these, only the hall doorway in the east wall dates to 1880-81; the bathroom doorway and the exterior doorway were installed in 1905.

#### **Hall Doorway**

The original hall doorway is at the north end of the east wall, which is the only portion of the east wall dating to 1880-81. The doorway has a five-panel wood door and a molded architrave with bull's-eye corner blocks. The hardware includes a doorknob and two hinges with incised line decoration.

The doorway was recorded by the residence appraisals of 1921 and 1924 as "1 5 panel S/S [single swing] door, frame, trim and hardware." The 1931 residence appraisal listed "1 Door, 2'10" x 7'6" x 2", 5 panels."

#### **Bathroom Doorway**

The doorway at the south end of the east wall enters the South Bathroom (Room 201). This doorway was installed in 1905, at the same time as the bathroom. It has a molded architrave with no corner blocks, a transom glazed with leaded and textured glass, a five-panel wood door with a large beveled mirror on the Room 200 side, and a white marble threshold. The hardware includes one doorknob and two plain hinges. The mirror was supplied by carpenter Adolph Vogel, who charged the Edisons \$15.64 in his bill dated October 12, 1905, for "1 Bev. Plate Mirror for Door." The "marble saddle" was supplied and installed by E.H. Harrison & Bro., Contractors, according to their contract dated July 20, 1905.

The bathroom doorway was recorded by the residence appraisals of 1921 and 1924 as "1 5 panel beveled plate glass mirror back, S/S [single swing] sash door, with leaded glass transom head complete." The 1931 appraisal described "1 Door, 2'8" x 7'6" x 2", full bevel mirror panel," along with "1 Marble saddle, 32" x 5" x 1-1/2". All three appraisals listed the doorway as being part of the bathroom rather than the bedroom.

### Exterior Doorway

The doorway in the south wall is an exterior doorway (D-203) that leads to the roof deck over the Drawing Room. In earlier years, between 1907 and 1965, the doorway opened directly to an enclosed sun porch (Room 202). The doorway itself was created from an original (1880-81) window opening. This is thought to have occurred in 1905, as part of the remodeling of the room.

The doorway has a molded architrave with no corner blocks and a door glazed with two panels of glass. The top panel is glazed with clear leaded glass, and the bottom panel with one pane of clear beveled glass. Hardware includes a doorknob and three plain hinges.

The 1921 and 1924 appraisals recorded the doorway as "1 2 light plate glass and leaded glass S/S [single swing] sash door, frame, trim and hardware." The 1931 appraisal listed "1 Door, 2'8" x 8'0" x 2", 1 light and leaded glass light."

### Windows

There are four windows in the west and south walls. The windows were installed in 1880-81 and altered in 1905. They are assigned window numbers W-223a, W-224b, and W-225.

#### West Windows

Three original windows are in the west wall. One is in the northwest corner of the projecting west bay (W-223a), the second is in the southwest corner of the bay (W-223b), and the third is outside the bay on the south side (W-224). Each of the three windows has a molded architrave, wood panels beneath the window openings, a decorative wood cornice, one-over-one sashes, and a transom. All elements of the windows are original, except for the clear leaded-glass transom sashes, and the upper leaded-glass sash in the southwest window.

Installation of the existing transom sashes is documented by the bill from carpenter Adolph Vogel dated October 12, 1905, which included "Strow's [Strom's?] bill for Lead Lights placed in transoms of old windows." No documentation has been found for the upper sash of the southwest window, which was presumably also installed in 1905.

The windows were recorded by the residence appraisals of 1921 and 1924 as "3 2 light double hung sash, D/S [double strength] glass, frame, trim and hardware." The 1931 appraisal was more detailed, describing "2 Double hung windows, 2'2" x 6'6" x 1-5/8", 2 lights" and "1 Double hung window, 2'8" x 6'6" x 1-5/8", 2 lights."

#### South Window

One large casement window (W-225) is in the south wall. Although no specific documentation has been found on the installation of this window, its style suggests that it dates to 1905. This window and the doorway next to it replaced an original window opening, based on early exterior photographs of the house. The window has a plain molded architrave and a top-hinged casement sash glazed with clear leaded glass.

The 1921 and 1924 appraisals listed the window as "1 Leaded glass double hung cottage sash, frame, trim and hardware." The 1931 appraisal recorded "1 Fixed [sic] sash, 5'6" x 4'6", leaded glass light."

### Fireplace

A fireplace centered at the north wall is an original feature of the room dating to 1880-81. The fireplace retains its original appearance, except for the area above the mantel that was altered sometime before 1921. Additional woodwork of an unspecified type was also removed in 1927 (described below).

The existing wood mantel has a top bracketed shelf, and is flanked on either side by three built-in book shelves. Ceramic tiles in an abstract floral design border the fireplace opening and pave the hearth area. The firebox is lined with a metal insert decorated with a raised motif.<sup>261</sup>

The earliest record of the fireplace is the inventory of 1886, which listed "1 Birch and B.E. [bird's-eye] maple mantel piece mirror and shelves [and] Polished steel and brass grate and fender."<sup>262</sup> The later residence appraisals of 1921 and 1924 recorded the fireplace as "1 5' maple mantel, mosaic tile facing and hearth (Same as in Owner's Room)." No mention is made of the "mirror" and "shelves," suggesting that they had been removed by 1921—perhaps as part of the remodeling of 1905. The 1931 residence appraisal described "1 Mantel, 6'0" wide, maple shelf and fancy tile facing and hearth, metal fireplace."

Alterations to the mantel in 1927 are documented by the estimate and record of payment from The Misses McKey dated August 1, 1927, and September 1927. The estimate states "woodwork [to be] removed from over mantle [sic]." Unfortunately, no descriptions of this woodwork are provided.

### Built-in Furniture

Two built-in wood closets are at the north wall, on either side of the fireplace. The larger of the two is on the west side, and has one pair of doors and an interior clothes bar. The smaller closet is east of the fireplace and has two pairs of doors and three interior shelves. Both closets were constructed in 1905 by carpenter Adolph Vogel, according to his bill dated October 12, 1905, which includes building "Closets SW Room 2nd."

Descriptions of the closets are provided by the residence appraisals of 1921, 1924, and 1931. The 1921 and 1924 appraisals both recorded "1 8' x 6' maple built in wardrobe closet, with 2 6 panel doors," and "1 3' x 6' maple built in wardrobe closet." The 1931 appraisal was more specific, listing "1 Maple wardrobe, 6'0" x 6'6" x 2'0", 1 pair of doors," and "1 Maple wardrobe, 3'0" x 6'6" x 1'6", 2 pair of doors."

---

<sup>261</sup> The grate and brass fender have Edison catalog #102,809.

<sup>262</sup> The original woodwork over the mantel was probably similar in appearance to the unaltered mantel in Room 206.

### Missing Built-in Bookcase

A large built-in bookcase existed in the room in 1921 and 1924, according to the residence appraisals for those years that listed "1 8' x 4' maple bookcase, 4 leaded glass doors, shelves, etc." The bookcase appears to have been removed by The Misses McKey in 1927, according to their estimate dated August 1, 1927, which included "woodwork removed from wall where dressing-table is to stand." Since the dressing table was placed at the south wall beneath the large leaded-glass window, it is therefore likely that this was the location of the bookcase.

No documentation is available on the original installation of the bookcase. No bookcase is listed in the 1886 inventory, although neither are the library bookcases, which are known to be original. The height of the bookcase (4 feet, according to the appraisals) suggests that it was installed at the same time as, or after, the high leaded-glass window in 1905. It may have been built by carpenter Adolph Vogel, who built the two closets at the north wall in 1905.

### Finishes

The finishes in the South Room include paint and varnish. The walls are painted a green color, and the cornice and ceiling are painted a cream-white color. The woodwork, including the floor, is varnished. The last recorded painting of the room was in 1952. The room attained its present appearance by 1947. Between the years of 1905 and 1927, the walls had a decorative "stippled" finish similar to the hall but green in color. The woodwork retains its original varnished finish.

The room's original finishes are documented by a bill from Pottier & Szymus dated May 7, 1882, which says "paint sidewalls" and "decorate ceiling." The painted ceilings of the second-story rooms were described by the Dicksons in 1892 as having "designs of flowers and cupids, after the joyous French fashion." Unfortunately, no specific descriptions of the South Room ceiling are known.

E.W. Peckham proposed doing work in the room in 1905, according to his estimate and specifications dated August 14, 1905. These state:

Wash ceiling and cornice and side wall. Repair canvas and prepare the ceiling and cornice and tint. Prepare side wall and paint with oil, stipple. Clean woodwork, varnish and rub for finish. Stain new floor to match the old. Clean the old floor and finish.

While there is no evidence that Peckham was hired to do this work, the paint analysis indicates that he or someone else did stipple the walls. "Stippling" is a form of decorative painting that uses a stippling brush. It is described in detail in the section on the Main Stairway. An example of a brown stippled finish survives today in the Main Stairway and in the second and third-story halls. While similar, the stippled finish in the South Room appears to have been a green rather than a brown color, based on the microscopic examination of one paint sample. It is unclear whether or not the ceiling continued to be decoratively painted in 1905. "Tint[ing]" may have referred to either a monochromatic or a decorative treatment.



The next recorded painting of the room took place in 1913. A bill from Proctor & Company dated May 31, 1913, noted that the following work was done in "Miss Edison's Room":

To cutting out sections of canvas on ceiling & cornice, ceiling repaired washed off prepared & tinted. To cutting out cracks in walls plastering where broken[,] preparing & painting 2 coats including inside of closets which were plastered & painted.

The microscopic paint analysis indicates that the existing green stippled finish was reproduced at this time.

The residence appraisal of 1921 suggests that fabric had been hung on the wall sometime after 1913 and before 1921, based on its listing of "paint, stain, varnish and tapestry wall hangings" in "Mrs. Sloane's Room." The 1924 residence appraisal similarly noted "paint stain varnish and wall hangings." However, it is possible that the appraisers mistakenly identified the stippled wall finish as a wall hanging. The fact that no documentation has been found for installing a wall fabric substantiates this argument.

Extensive refinishing took place in the room in 1927. The work is documented by the estimate and record of payment from The Misses McKey dated August and September 1927:

Painting side walls; All cracks pointed up, walls given one coat of shellac and finished with two coats of flat paint, stipple finish. Color to be selected.

Ceiling; Calsomine [sic] washed off, cracks pointed up with plaster. Because of bad condition of ceiling it will be covered with strong prepared canvass [sic] then painted to make permanent surface. Color of ceiling old ivory.

New woodwork painted to match the old; Two doors varnish removed, scraped and refinished; base-board and all woodwork cleaned and polished; floor cleaned and waxed.

The microscopic paint analysis indicates that the green stippled finish was reproduced again in 1927.

The walls, cornice, and ceiling were all painted a monochromatic color by 1947, based on photographs taken of the room shortly after Mina Edison's death. The walls were a green color in 1947, based on the paint analysis.

The last documented painting of the room was by Carl G. Gustafson in 1952. Gustafson repaired the walls, replaced the old ceiling canvas with new canvas, and painted the walls and ceiling with two coats of paint. These materials survive in the room today.

### Lighting System

The room is equipped with two electric light fixtures dated 1927. These fixtures were presumably rewired in 1968, when the electrical wiring in the house was modernized.

### Wall Fixtures

Two wall-mounted light fixtures dated 1927 are in the west bay, where they flank the room's original dresser. Each fixture has one light and a shade composed of clear glass beads arranged in a naturalistic floral design. Each light may be operated individually by a pull-chain at the fixture itself, or both may be operated together by a push-button switch mounted to the north side of the hall doorway's architrave. The light switch may be the same switch that was "move[d] to opposite side of door" in the "West Room" by electrician George Boyce. Boyce's bill is dated August 9, 1905.

The wall fixtures are documented by an estimate dated August 1, 1927, from The Misses McKey. This estimate specified the following for the lights at the dresser: "Electric fixtures removed and replaced with new sockets; shades for same made of old Venetian crystal flowers." In other words, two existing fixtures were to be removed and replaced with new light fixtures in 1927. This work was actually done, based on the appearance of the existing light fixtures today.

The residence appraisal of 1931 did not describe the wall light fixtures, but did record "2 wall receptacles." The appraisal also listed "2 Switches."

### Exterior Light Switch

The remnants of a second push-button switch are on the south wall, between the exterior doorway and the window. It most likely operated a light in the former enclosed porch, Room 202. The wiring for this switch is still in place, but the cover plate and buttons are missing.

It is not known when this switch was installed. It existed in the room by 1931, based on the residence appraisal of that year that listed the room as having "2 Switches."

### Early Missing Wall Fixtures

The room appears to have had wall light fixtures as early as 1891, based on the inventory for that year that listed "side electroliers" in the four second-story bedrooms. The appearance and location of these early fixtures is not known.

A bill from electrician George Boyce dated August 9, 1905, notes the installation of "2 Side Lights" in the "West Room." These appear to have been replaced shortly thereafter by two new fixtures supplied by The Mitchell Vance Company for "Madeleine's Room." Their bill dated December 22, 1905, lists "2 2 Lt. Elect. Brackets" with "2 Snap switches 12" green silk cord on each switch." The appearance of the fixtures on the wall, however, did not meet with Mrs. Edison's approval. A handwritten note by Mrs. Edison on the face of the bill, and a reply from the Vance Company dated February 3, 1906, document Mrs. Edison's dissatisfaction. No record survives of any subsequent dealings with the company. Later documentation suggests, however, that the fixtures may have been returned and the old light fixtures reinstalled in the room.

The residence appraisals of 1921 and 1924 both record the room as having "2 1 light swing brackets." A lighting recommendations report dated February 1927 advised using "2-[total] 40 watt A-21 Inside Frost MAZDA Lamps" in the "Wall Brackets." Later that year, the swing brackets

were replaced by the existing wall fixtures (described previously) under the direction of The Misses McKey. No photographs or sketches of the earlier swing brackets are known.

### **Early Missing Chandelier**

No gas chandelier is listed for this room in the inventory of 1886. The earliest documentation for the ceiling chandelier is the inventory of 1891, which notes the four bedrooms in the second story as each having "1 Electrolier." This electrolier may have been installed by the Edisons in 1887 when the house was first electrified. It appears to have been retained during the remodeling of 1905, based on the later appraisals of 1921 and 1924 that recorded "1 8 light cast bronze chandelier." A lighting recommendations report dated February 1927 advised using "8-25 watt A-19 Inside Frost MAZDA Lamps" in the "Ceiling Fixture."

The chandelier was missing from the room by 1931, according to its absence from the residence appraisal for that year. It may have been removed in 1927, when extensive repairs were made to the ceiling by The Misses McKey. No physical evidence is visible today of the former chandelier because the ceiling was recovered with canvas in 1927 and again in 1952. No photographs or sketches of the chandelier are known.

### **Electrical Outlets**

The room has three duplex electrical outlets. One is in the east plaster wall, the second is in the baseboard of the south wall, and the third is in the baseboard of the west wall (north side). The notation "DC" (direct current) is written on the cover plates of the south and west outlets. All three outlets were rewired in 1968.

A fourth outlet may also have been in the baseboard of the west wall (south side) at one time, where a metal cover plate exists today.

Documentation on the electrical outlets is scarce. The Misses McKey noted in their estimate for work dated 1927 that they "included without extra charge the installation of the base plug for the desk lamp," which may refer to the outlet on the north side of the west wall. The residence appraisal of 1931 counted only "2 Double base receptacles."

### **Annunciator System**

The South Room was served by the Edisons' annunciator system. It has two call buttons, on the north jamb of the hall doorway. Both buttons are covered with a material that resembles mother-of-pearl.

One button rang to the main annunciator board in the Kitchen (Room 107); the other rang to the smaller annunciator board in the service portion of the third-story hall (Room 311). This is known because the two existing annunciator boards in those rooms each have a station for this room. Neither button is operational today.

The date of the call buttons is not known. There is no doubt, however, that they existed during the Edison years. The existing annunciator boards to which the buttons rang were installed sometime between 1889 and 1914. The only photograph of the room that shows the buttons is dated 1960 (fig. 120).

### Plumbing System

There are no plumbing fixtures in the South Room today. The room, however, has a private bathroom (Room 201) that was installed in 1905. Before 1905, the room had a "wash basin," as noted in a bill from Pottier & Stymus dated May 7, 1882. Its location in the room is not known. It was most likely removed in 1905.

### Heating System

The room has early obsolete heating equipment and modern equipment installed in 1968.

The early heating equipment is a wall register with a metal grille that supplied steam-heated air to the room. The register is on the east side of the north wall, at the base of the built-in wood closet. The closet dates to 1905, which suggests that the heat outlet for the room was modified at that time. The register may be an original element that was reused in 1905.

The historical records indicate that the room was well heated, even though the register was the only heat source. A letter from Mr. Edison's secretary R.W. Kellow to Mrs. Edison, dated January 25, 1921, states that the room was then supplied with 140 units of indirect heat, which was 10 more units than were required.

The wall register was disconnected in 1968, when the existing modern heating equipment was installed. This equipment includes two registers in the floor beneath the windows in the west bay. A thermostat at the east wall also dates to 1968.

### Fire-Protection System

A Pyrotronics ionization smoke detector is mounted to the northeast corner of the ceiling. The detector was installed in 1978.

### Security System

The burglar-alarm system installed at Glenmont in 1889 had connections for all of the windows in the second story. This included those of the "Guests Room" next to the "Main Chamber" in the front part of the house.<sup>263</sup> It is not known how long the system remained operative. No physical evidence of its early connections survives today.

---

<sup>263</sup> Letter from Edwards & Co. to Charles Batchelor, Sept. 14, 1889. The letter notes that the windows in the second story, including the "2 floor rear," were connected to the burglar-alarm system. Edison NHS Archives.



Figure 118. South Room (room 200), looking north, 1947.



Figure 119. South Room (Room 200), looking southwest, 1947.



Figure 120. South Room (m 200), looking northeast, 1960.



Figure 121. South Room (Room 200), looking southwest, 1960.



## South Bathroom (Room 201)

### General Information

The South Bathroom is located off the South Room (Room 200), on the south side of the house. Its dimensions were recorded by the residence appraisal of 1931 as being 6 feet by 10 feet.

This room is a later feature of the house that was installed for the Edisons in 1905. It is believed to have been designed by architect Edward L. Tilton, although no architectural drawings for this work have been found.<sup>264</sup> A study of the house's exterior photographs and floor plans suggests that most of the bathroom's walls were newly constructed at this time. Space for the new bathroom was obtained by taking the southeast corner of the South Room (Room 200), the southwest corner of the Owner's Room (Room 203), and a small portion of the original exterior deck. The surviving contractors' bills also indicate that the plumbing fixtures were supplied and installed by Milne & Platt, the tile work was executed by E.H. Harrison & Bro., and the carpentry work was done by Adolph Vogel.

The earliest floor plan that shows the South Bathroom as existing is dated October 29, 1907, by architects Allen & Collens.<sup>265</sup> The plans proposed changes to several rooms in the second story, but not to the bathroom. Its layout as drawn in 1907 is unchanged from its configuration today.

This room has been called by several names over the years. The contractor's bills for 1905 referred to the room as the "bath room between two chambers" and "the New Bathroom off South West Bed Room." Later plumbers' bills dated 1909 and 1910 listed the room as "Miss Edison's Room" and "Daughter's bathroom," referring to the Edisons' daughter Madeleine. The residence appraisals of 1921 and 1924 both recorded the room as "Mrs. Sloane's Bathroom."<sup>266</sup> The 1931 residence appraisal simply called the room the "South Bathroom."

With only a few exceptions, the South Bathroom is unchanged from its appearance in 1905. The most obvious alteration occurred in 1940, when the original white wall tiles were painted a green color. A canvas-like material on the walls and ceiling is also thought to have been installed sometime after 1905.

The South Bathroom is not open to visitors today.

---

<sup>264</sup> Tilton submitted a bill for his services dated Dec. 15, 1905, for work on the Edisons' "New Room," in addition to unspecified "Chambers and Bath Room." The "New Room" was the Living Room (Room 205), which was enlarged in 1905. Edison NHS Archives.

<sup>265</sup> "Alterations of House, Allen & Collens," Oct. 29, 1907.

<sup>266</sup> This is Madeleine Edison's married name; Madeleine married John Sloane in 1914.

### Floor

The floor is covered with white, hexagonal ceramic tiles. These were installed in 1905 by E.H. Harrison & Bro., who described the floor in their contract dated July 20, 1905, as a "Floor of Hexagon vitrified tile." Their bill for this work is dated September 20, 1905. The subsurface of the floor was to be either concrete or a more expensive tar and asphalt treatment; it is not known which was chosen by the Edisons.

The floor of this room incorporates parts of three original floors. The west two-thirds had been in the southwest bedroom (Room 200); the northeast corner had been in the southeast bedroom (Room 203); and the southeast corner had been part of the exterior deck. These areas were united in one room when the bathroom was built in 1905. No documentation has been found on the work that was done to the floor at that time, except for the tiling that is described above.

The floor tiles were recorded by the residence appraisals of 1921 and 1924 as "48 Sq. ft. white ceramic floor tiling." The 1931 residence appraisal was more specific, listing "48 Sq. ft. 2" hexagon floor tile."

### Walls

Most of the walls are believed to date to the bathroom's construction in 1905. Only a portion of the exterior south wall is earlier, dating to 1880-81. This portion comprises the framing and the exterior surface of the west two-thirds of the wall; the interior room side appears to have been completely redone in 1905.

The lower walls are finished today with ceramic tiles and the upper walls are plastered. Both materials date to the construction of the bathroom in 1905. The tiling of the walls is documented by the contract from E.H. Harrison & Bro. dated July 20, 1905, which agreed to install "side walls 5 ft. high of 3 x 6 tiles with No. 805 Base and 2 x 6 O. G. Cap, Dull veleur [sic] finish." Included as part of the contract was the installation of the "metal lath and scratch coat."

Descriptions of the tiled walls are found in the residence appraisals of 1921, 1924, and 1931. The 1921 and 1924 appraisals both listed "96 Sq. ft. glazed wall tiling, sanitary case and cap and moulded door trim." The 1931 appraisal recorded "96 Sq. ft. 4" x 6" wall tile," along with "39 Lineal ft. 6" tile trim."

The room's white ceramic tiles were painted green in 1940, and a canvas-like covering was applied to the upper plaster walls at an unknown date. For more information on these materials, see the section entitled "Finishes."

### Ceiling

The ceiling is flat and covered with the same canvas-like material that is on the upper plaster walls. The ceiling is presumably plastered beneath this covering, similar to the other ceilings in the house. This plaster was most likely applied in 1905.

### Doorway

The bathroom has one doorway in its west wall, which leads to the South Room (Room 200). It was installed in 1905.

The doorway has features a five-panel door, leaded-glass transom, ceramic-tile architrave, and white marble threshold. Both the architrave and the threshold were supplied and installed by E.H. Harrison & Bro., according to their contract dated July 20, 1905. Three silver-color clothes hooks of unknown date are attached to the upper part of the door on the bathroom side.

The residence appraisals of 1921, 1924, and 1931 provide detailed descriptions of the existing doorway. These are transcribed in the "Doorways" section for Room 200.

### Window

The bathroom has one window (W-226) in the south wall. This window was installed in 1905, based on exterior photographs of the house and a bill from carpenter Adolph Vogel dated October 12, 1905, for "hanging large LL [leaded light] window."

The window has one large sash, a ceramic-tile architrave, and a white marble sill. Similar to those of the doorway, the architrave and the marble sill were both supplied and installed by E.H. Harrison & Bro. The sash is top-hinged to open outward, and is held in the open position by a metal arm at the east jamb. It is glazed with small panes of clear glass with lead comes. The sash is similar in style to the window of the same date in the south wall of the adjacent South Room (Room 200).

The window was described by the residence appraisals of 1921, 1924, and 1931. The 1921 and 1924 appraisals both listed "1 Leaded glass wall sash, frame, trim and hardware." The 1931 appraisal recorded "1 Casement sash, 2'8" x 3'6", leaded glass lights," along with "1 Marble window sill, 32" x 6" x 1-1/2"."

### Medicine Cabinet

A medicine cabinet is built into the south wall, beneath the window. This cabinet has two mirrored doors, a matched-board interior, and three shelves. It was installed in 1905.

The cabinet was built and installed by carpenter Adolph Vogel. His bill dated October 12, 1905, charged for working four hours in the shop on the "medicine closet" on September 6. The cabinet was finally installed on September 26, when seven hours were charged for working "on medicine closet & hanging large LL [leaded light] window." Two "German mirrors" for the "closet" were itemized as a separate expense of \$2.50.

The medicine cabinet was recorded by the residence appraisal of 1931 as "1 Recess medicine cabinet, 1 pair mirror doors, 3'0" x 2'6". The earlier residence appraisals made in 1921 and 1924 did not mention the cabinet, although it may have been included in the miscellaneous category as "1 Lot bathroom accessories."

**Mirror**

A large horizontal mirror is mounted to the west side of the north wall, above the lavatory. The mirror appears to have been installed in 1905 by E.H. Harrison & Bro., who billed the Edisons on October 10, 1905, for "2 Enameled mirror frames" and "resilvering glass & setting same" in the "2nd story bath." The second "mirror frame" may have been for the "bev[eled] plate mirror for door" supplied by carpenter Adolf Vogel in 1905.

The mirror was recorded by the 1931 residence appraisal as "1 Wall mirror, 2'6" x 2'0" in pine frame." It was not mentioned in the two earlier residence appraisals dated 1921 and 1924.

**Bathroom Accessories**

The bathroom has two towel rods, one glass shelf, and one toilet-paper holder. All of these were itemized by E.H. Harrison & Bro. for the "2nd story bath" in their bill dated October 10, 1905.

The 1931 appraisal recorded the room as having "3 Glass and nickel toilet accessories."

**Towel Rods**

Of the two towel rods, one is attached to the east marble apron of the lavatory, while the other is mounted to the east tile wall above the bathtub. Both have silver-color metal supports engraved with the letters "SMO." The rod at the lavatory is metal; the rod at the bathtub is glass. Both appear to have been supplied by E.H. Harrison & Bro., who billed the Edisons for the following:

1 32" Glass Towel Rod	3.80
1 Towel Rod 30"	3.30
1 Nickel Towel Rod 21"	1.05

This list suggests that one glass towel rod is missing from the bathroom today. It is not known whether or not it was actually installed, and if it was, where it was located.

**Glass Shelf**

One glass shelf held by two metal supports is attached to the lavatory's marble backsplash at the north wall. The metal supports are engraved with the words "The J.L. Mott Iron Works N.Y." The shelf was supplied by E.H. Harrison & Bro., who listed it in their bill of October 10, 1905, as "1 Glass shelf 24" 4.25."

**Toilet-Paper Holder**

One metal toilet-paper holder is mounted to the north tile wall between the lavatory and the toilet. It has a chrome finish and an octagonal plastic roller. It may be the same holder that was listed by E.H. Harrison & Bro. in their bill of October 10, 1905, as "1 Paper Holder 1.60."

### Finishes

The bathroom is finished with paint and a canvas-like fabric. Green paint is applied to the ceramic wall tiles, the trim around the doorway and window, the medicine cabinet, the mirror frame, the raised toilet tank, and the exterior surface of the bathtub. The fabric covers the upper walls of the room and the ceiling. It is painted with beige-color paint. A decorative painting of an Oriental garden is on the upper part of the east wall only. The scene was painted directly onto the wall fabric, and appears to have been done in situ.

E.W. Peckham proposed installing canvas on the upper walls and ceiling of "Miss Edison's Bathroom," according to his estimate and specifications dated August 14, 1905. He also planned to paint the canvas with an "enamelled" finish. It is not known if Peckham was hired to do this work, because no record of payment has been found. However, such a material does exist in the room today, which may have been installed in 1905.

The green paint was applied under the direction of Mrs. Renner in 1940. Documentation of the work is provided in a letter from Mrs. Renner to Mina Edison Hughes dated April 11, 1940, that states:

You have not replied to my letter about painting the tile in the South bathroom a soft blue-green color but I will proceed with it this way unless you notify me to the contrary.

Mrs. Hughes appears to have concurred with this decision, based on the existing green-painted finish on the tiles today.

No documentation has been found on the oriental-design painting at the east wall. It may have been executed as early as 1905 or as late as 1940.

### Lighting System

The bathroom has one electric ceiling light fixture, with two lights and a draped clear-glass beaded shade. It is similar in appearance to the ceiling light in the Owner's Bath (Room 204). The fixture is operated by a wall switch at the west wall. Both the light and the switch were rewired in 1968.

The original installation of electrical fixtures in the bathroom is documented by an estimate and a bill from electrician George R. Boyce. The estimate, dated August 9, 1905, includes an entry for "1 Side Light 1 Ceiling Light 1 Switch" for the "West Bath." The subsequent bill, dated October 21, 1905, notes "hanging Bath Room fixtures" on October 2nd.

It is not known for certain if the existing ceiling fixture is the same one that was installed in 1905. The existing ceiling fixture may have been in place by 1921, when it was described by the residence appraisal for that year as "1 4 [sic?] light crystal ceiling light." A similar description was provided three years later by the 1924 residence appraisal that listed "1 2 Lt. crystal clg. lt." A "Lighting Recommendation" report conveyed to Mrs. Edison on February 14, 1927, advised using "2- 40 watt A-21 Inside Frost MAZDA Lamps" in the bathroom fixture. The most recent

description of the ceiling fixture is found in the residence appraisal of 1931, which recorded "1 Ceiling dome, nickel plated rim" and "1 Switch."

There is no "side light" in the room today. The wall fixture was missing from the room by 1921, based on its absence in the residence appraisal for that year. No detailed descriptions, photographs, or sketches of this fixture are known. Its location is also undetermined.

### Plumbing System

The bathroom is equipped with a lavatory (hand sink), a toilet, and a bathtub. All three fixtures were made by the J.L. Mott Iron Works of New York. None is operational today.

### Lavatory

The lavatory is at the west end of the north wall. It has a counter, splashbacks, and a skirt that are all made of white marble. The lavatory is mounted to the north wall, and is also supported by one contoured metal leg at the far corner. Writing on the leg reads "The J.L. Mott Iron Wks Pat'd July 8th 1890 Aug 8th 1893." Two separate faucets are mounted to the marble counter. Each is controlled by a four-armed handle with a white porcelain button labeled either "HOT" or "COLD." The faucets are also engraved with "The J.L. Mott Iron Works N.Y." A knob between the faucets is the drain shut-off lever. It, too, is labeled with "The J.L. Mott Iron Works N.Y.," along with "Pat'd Dec. 7th 1875" and "THE UNIQUE Pat'd Feb. 22nd 1887." The bowl is oval and plain white in color. The trap beneath the counter is labeled "SANITAS."

The lavatory is documented by the estimate from plumbers Milne & Platt dated July 11, 1905, and their subsequent bill dated October 9, 1905. The estimate states, "set up Lavatory now there with new marble end piece." This indicates that the lavatory was not supplied by Milne & Platt, but already existed in the house. It may have been reused from the original hall bathroom (Room 211), which was remodeled in 1899-1900.<sup>267</sup>

The bowl appears to have been replaced in 1911 by plumber Chas. F. McGuire, who billed the Edisons on May 31, 1911, for "Furnishing & putting in new bowl in bathroom." The bowl was further described as "1 new 15 x 19 oval washbowl, 6.00." The installers also left their names, signed in pencil, on the underside of the marble counter as follows: "[S.B. or G.] Barry Plumber Harry Derby Helper March 29-1911." Neither of these two names is recorded in the bill.

A cursory description of the lavatory is found in the residence appraisals of 1921 and 1924 that listed "1 Marble lavatory and splash back." More detailed is the 1931 residence appraisal, which recorded the following:

- 1 Marble corner lavatory, 36" x 24", 1 nickel plated pedestal, 18" back,
- 2 faucets, combination supply and waste, Sanitas trap

---

<sup>267</sup> The corner support leg and drain waste are obviously later, based on their patent dates.

**Toilet**

A raised-tank toilet is at the north wall, between the lavatory and the bathtub. The toilet base has a white porcelain finish, with writing inside the bowl as follows:

VITRO ADAMANT - The J.L. Mott Iron Works N.Y. Pat. Dec. 7-1880.  
Aug. 9-1892. Dec. 12-1893. Jan. 1-1895. May 21-1895. Nov. 21-1893.  
Dec. 29-1896. Sept. 24-1889. May 18-1897. SILENTIS

The toilet seat and cover are white-painted wood. The tank is elevated, made of wood, lined with copper, and supported by two metal brackets imprinted with "The J.L. Mott Iron Works N.Y." A pull handle is on the east side of the tank, and is held at the wall by a "J.L. Mott" metal support.

The toilet is documented by the estimate and bill from plumbers Milne & Platt dated July 11, 1905, and October 9, 1905. The estimate describes "one Silentis closet [i.e., toilet] with white enamelled cistern, n.p. [nickel plated] flush and supply pipe, but no seat...." The final bill also included "1 closet seat & cover."

Later descriptions are found in the residence appraisals of 1921, 1924, and 1931. The 1921 and 1924 appraisals both listed "1 Porcelain water closet hopper, high tank." The 1931 appraisal recorded "1 Vitreous china water closet, high wood tank, celluloid seat and cover."

**Bathtub**

The bathtub at the east wall has a rolled rim, sides that extend all the way to the floor, and a white porcelain finish. The bathtub has one center faucet spigot and two separate faucet handles labeled "HOT" or "COLD" on white porcelain buttons. Each faucet handle is engraved with the words "Patent Appl'd For." The drain shut-off lever is between the faucet handles, and is engraved with the same information as the lavatory drain.

The bathtub is documented by the estimate and bill from plumbers Milne & Platt dated July 11, 1905, and October 9, 1905. The estimate calls for "one 5 1/2 ft. Tuscan Bath tub Plate 2205 with N.P. [nickel plated] Hand rail and bath seat...." The bathtub actually installed, however, was a "5 ft. Tuscan Bath tub." This change was noted in the final bill, which also credited the Edisons \$21.96 for the difference in price. The handrail and the bath seat also appear to have been omitted.

The bathtub was described in the residence appraisals of 1921, 1924, and 1931. The 1921 and 1924 appraisals both listed "1 Porcelain roll rim bath tub." The 1931 appraisal recorded "1 Porcelain tub, 4'6", nickel plated combination supply and waste."

**Heating System**

The bathroom was first heated in 1905 by a steam radiator that sat in a register-covered wall niche. This niche and its plain register exist today at the south end of the east wall. The radiator was disconnected in 1968, when a modern floor register was installed in the floor beneath the south window. The floor register heats the room today.

No documentation has been found on the installation of the steam radiator and register in 1905. Plumbers Milne & Platt worked on the heating in 1905, although no specific references to the South Bathroom exist in their estimate and bill dated July 11 and October 9. The only description of the early heating equipment is in the residence appraisal of 1931 that recorded "1 Wall register, South Bathroom" and "1 Wall radiator, South Bathroom."

**Fire-Protection System**

The bathroom has no fire-protection equipment.



## Second-Story Porch (Room 202)

### General Information

The Second-Story Porch is missing today, having been removed by the National Park Service in 1965. It is well documented, however, by photographs, contractors' bills, and architectural drawings. It was built originally in 1907 as a screened porch, and was completely rebuilt in 1935 as a glassed sun porch.

The porch was on the south side of the house, on the roof deck over the Drawing Room (Room 100) and a small portion of the Conservatory (Room 101). It was attached to the exterior south wall of the South Room (Room 200), and to the southwest corner of the Owner's Room (Room 203). Direct access to the porch was possible through doorways in each of these abutting rooms.

### Screened Porch

Original construction of the screened porch appears to have taken place in 1907. This is based on exterior photographs of the house and a bill from carpenter Adolph Vogel dated July 9, 1907. This was for work done that spring, which included work on the "roof screens etc." The early porch retained the original roof-deck balustrade on its exterior west and south sides. Built within the balustrade was a wood frame three bays deep and four bays wide. The roof was a shed design of exposed rafters that reached to the underside of the third-story window. The porch was enclosed on its west, south, and east sides by large screens; a large striped awning covered the roof.

One interior photograph of the screened porch is known. This is a view looking towards the west, taken sometime after 1907, when the porch was built, and before 1914, when a solid roof was installed on the porch. This shows Mrs. and Mrs. Edison and a third person—possibly Mrs. Edison's brother John Miller—relaxing in wicker chairs and reading newspapers (fig. 122). Screens are visible in the large window openings, and a large striped awning may be seen on the roof and partially draping the south wall. The floor is composed of widely spaced deck planking that is only partially covered by a carpet.

The screened porch appears to have been a seasonal room used by the Edisons during the warm months only. No documentation has been found to indicate that it was installed with storm windows during the winter, as was the first-story Conservatory (Room 101). Rather, it is more likely that the side screens and the roof awning were completely removed in the fall and reinstalled in the spring. A solid roofing material appears to have replaced the roof awning by 1914, based on an exterior photograph of that date.

Glassed Porch

The screened porch was completely rebuilt as the "Sun Porch" in 1935 under the direction of architect Hobart Alexander Walker of East Orange, New Jersey. Walker's "itemized statement of cost," dated January 14, 1936, lists the following contractors and expenses:

Carpenter George Carlson	\$989.33
Plumber M.M. Robershaw <sup>268</sup>	130.46
Glass roof contractor, Hitchings and Co.	500.00
Electrician, George R. Boyce Co.	80.00
Building permit	6.00
Architect's fee	169.97
TOTAL COST	<u>1,875.76</u>

The appearance of the new sun porch is documented by interior and exterior photographs dated 1947 and 1960, and by HABS architectural drawings dated 1963. These show the sun porch as being about the same size as the screened porch, but of more substantial construction. The roof was enclosed with glass, the east and west gable ends were sided and installed with transom windows, and the west wall was partially enclosed with wood siding. Electrical fixtures included three ceiling lights incorporated into a new wood soffit, and one or more electrical outlets at the south wall. The window openings had two types of sashes: screens for the warm months and multi-pane storms for the cold months. A note in the architect's statement suggests that the sun porch was heated, but that arrangements for the installation had been made separately. The photographs also show the deck balustrade to have been removed from the west and south sides of the sun porch, perhaps as early as 1935.

Later interviews with the Edisons' former gardener indicate that the original design of the sun porch included an awning that rolled down to cover the glass roof. It was found, however, that the glass roof made the room too hot in summer. The roof was later painted over, and a slate roof was finally installed circa 1945.<sup>269</sup>

---

<sup>268</sup> The plumber appears to have also worked on other jobs in the house, such as repairing the existing plumbing fixtures. Nevertheless, his bill was charged to the "Sun Porch" addition.

<sup>269</sup> Weig, "Historic Structures Report - Part I, 'Glenmont,' Home of Thomas Alva Edison, Administrative Data," pp. 5-6.

The sun porch was retained on the house until 1965, when structural problems with the Conservatory roof necessitated its removal.<sup>270</sup> National Park Service records indicate that disassembly began in May of that year, and the parts were put into storage.<sup>271</sup> Madeleine Edison Sloane and Theodore Edison, who had been consulted about the sun porch, agreed with this action. They also thought that the earlier screened porch should be restored.<sup>272</sup>

To date, however, the screened porch has not been reconstructed on the house, nor is any information available on the whereabouts of the disassembled parts of the sun porch. While it is possible that the sun porch parts are stored in the Glenmont barn, they may have been discarded.

---

<sup>270</sup> Bevin, "Historic Structures Report - Part I, Architectural Data Section on Rehabilitation of Glenmont," pp. 38-39; and Weig and Whittington, "Historic Structures Report - Part II (Portion), The Conservatory, Edison Home, Building No. 10."

<sup>271</sup> Whittington, log book "Building No. 10: July 15, 1963 - July 12, 1965," entry for May 5, 1965. Maintenance Office files, Edison NHS.

<sup>272</sup> Weig, "Historic Structures Report, Part I, 'Glenmont,' Home of Thomas Alva Edison, Administrative Data," pp. 5-6.



Figure 122. Second Story Porch, looking west, circa 1907-14.



Figure 123. Second Story (Room 202), looking east, 1947.



Figure 124. Second Story Porch (Room 202), looking west, 1947.



Figure 125. Second Story (Room 202), looking east, 1960.



Figure 126. Second Story Porch (Room 202), looking west, 1960.



## Owner's Room (Room 203)

### General Information

The Owner's Room, in the southeast corner of the house, was the bedroom of Thomas and Mina Edison. It is the southernmost room of an interconnecting suite of three rooms that includes the Owner's Bath (Room 204) and the Living Room (Room 205). The dimensions of the Owner's Room were recorded by the residence appraisal of 1931 as measuring 23 feet by 24 feet. There is a closet in the southeast corner, and another in the northwest corner.

This room appears to have been occupied originally by Louisa Pedder, the wife of Henry C. Pedder. This is based on the bill from Pottier & Stymus dated May 7, 1882, which labeled the room as the "Room Over Reception Room" and "Madam's Room." The bill notes that the room's ceiling was decorated and the walls were painted. A later inventory taken in 1886 also recorded a gas chandelier with eight jets.

Mina Edison may have also claimed this room as her own in the early years of her marriage to Thomas Edison. The possibility that Mina and Thomas had separate rooms is suggested by a bill from Roux and Company dated May 7, 1887, for cleaning the fireplaces in both "Mrs. Edison's Room" and in "Mr. Edison's Room."<sup>273</sup> A newspaper account in 1894 also describes this room as being used by Mrs. Edison:

From the windows in Mrs. Edison's boudoir there is a spacious view of the Orange Valley, and from a French window one can step to the upper balcony, where an awning is stretched in Summer, and easy chairs and a table piled high with the latest magazines suggest a cozy corner and a comfortable place in which to lounge.<sup>274</sup>

It is not known when Mr. and Mrs. Edison began to share the southeast bedroom. This was most likely the case by 1905, when the room was enlarged and daughter Madeleine had taken up residence in the southwest bedroom (Room 200). This may also have occurred at an earlier date, based on daughter Madeleine's recollection that "Mother and Father" always slept in the room with the newest baby, the birth dates of whom were 1888, 1890, and 1898.<sup>275</sup> Madeleine's remembrance also seems to be corroborated by a letter dated 1889 that refers to this room as the "Main Chamber"

---

<sup>273</sup> Thomas Edison is believed to have used the South Room (Room 200). See the "General Description" of that room for more details.

<sup>274</sup> "Superb Country Homes." The "awning" was most likely the large awning that covered the Conservatory deck on the south side of the Owner's Room (Room 203), and which was originally installed in the spring of 1890.

<sup>275</sup> "Glenmont": Transcript of Taped Tour of Edison Home," by Madeleine Edison Sloane, 1973.

and the adjacent room as the "Guests [sic] Room."<sup>276</sup> Mrs. Edison used this bedroom alone after Thomas Edison's death in 1931, and until her own death in 1947.

Several events of importance in the Edison family took place in this room. All three of Mina and Thomas Edison's children were born here: Madeleine on May 31, 1888; Charles on August 3, 1890; and Theodore on July 10, 1898.<sup>277</sup> Thomas Edison himself died here October 18, 1931. His last audible words, spoken while looking toward a window, are said to have been "It is very beautiful over there."<sup>278</sup>

Improvements were made in 1899, 1900, and 1905. In 1899, the adjacent dressing room to the north was converted to a bathroom (Room 204). The following year, canvas and applied ornaments were installed on the ceiling, window seats were removed, and the walls were finished with oil paint.<sup>279</sup> The room itself was enlarged in 1905, by moving both the south and west walls outward approximately 3 feet. Architect Edward L. Tilton, who was involved with the concurrent enlargement of the Living Room (Room 205), may also have worked on the bedroom remodeling.<sup>280</sup> New materials installed as part of this expansion were carefully matched to the old. Two closets were also installed at this time: one in the northwest corner, the other in the southeast corner. Finally, grass cloth was hung on the walls.<sup>281</sup>

The last major changes were made under the direction of The Herter Looms in 1923. Their bill, dated April 5, 1924, documents the following work: the old grass cloth was replaced with canvas and painted, a new chandelier was installed, and two new wall light fixtures were installed.

---

<sup>276</sup> Letter from Edwards & Co. to Charles Batchelor, Sept. 14, 1889. The letter describes the burglar-alarm connections, including those in the "Main Chamber, Toilet Room and Guests Room" in the "2d floor front" part of the house. The other front bedroom, Room 206, was then referred to as the "Spare Room" next to the "Sitting Room." Edison NHS Archives.

<sup>277</sup> "'Glenmont': Transcript of Taped Tour of Edison Home," by Madeleine Edison Sloane, 1973. Madeleine said, "All three of us were born in this room...."

<sup>278</sup> Josephson, *Edison*, p. 484. Mrs. Edison died on August 24, 1947, in a hospital in New York City.

<sup>279</sup> Bill from E.W. Peckham to Mrs. Edison, July 2, 1902. Edison NHS Archives.

<sup>280</sup> Tilton billed the Edisons on Dec. 19, 1905, for architectural services associated with the "New Room," in addition to unspecified "Chambers and Bath Room." The southeast bedroom may have been one of the "chambers." Edison NHS Archives.

<sup>281</sup> Various contractors' bills document the work, such as the bill from E.W. Peckham dated Aug. 14, 1905. The enlarged configuration of the remodeled room is first shown in "Alterations of House, Allen & Collens," Oct. 29, 1907. Other documentation is referenced in the following sections.

Extensive work was also done on the furnishings at this time. Except for their painted finishes, the architectural features of the room retain their 1923 appearance.<sup>282</sup>

Thorough documentation of the room's architectural features were made in 1921, 1924, and 1931 as part of a residence appraisal. All three appraisals listed this room as the "Owner's Room." The furnishings appraisals for those years also used this appellation.

Structural problems were observed at the south end of the room in 1964. It was then recorded that "The entire bay window has sagged with its floor."<sup>283</sup> Subsequent repairs were made in 1966-67, as part of the restoration of the Conservatory (Room 101).

The "Owner's Room" is open and interpreted to visitors today.

### Floor

The floor is composed of wood floorboards measuring 1 7/8 inches wide with a dark stained finish. The floorboards are believed to date from two periods: 1880-81, when the room was originally built, and 1905, when it was enlarged to its present size. Reference to the old and new floorboards is found in E.W. Peckham's estimate and specifications dated August 14, 1905, which state "stain new floor to match the old. Clean the old floor and finish."

The main body of the floor has original (1880-81) floorboards. The likely locations of the "new" 1905 floorboards are on the south and west sides of the room. New floorboards would have been needed at the south wall to patch the former location of the exterior south wall, and to finish the floor of the newly extended bay. New floorboards may have also been used to patch the former location of the original west wall, which was moved approximately 3 feet to the west. There is, however, no visible difference between the old and the new floorboards.

The floorboards were described in the residence appraisals of both 1921 and 1924 as "552 Sq. ft. Georgia pine comb grained flooring."

### Walls

The walls date from two periods: 1880-81 and 1905. All of the walls are plastered and trimmed with a wood baseboard, a picture molding, and a plaster ceiling cornice.

The room's original (1880-81) walls are the north wall, the east wall as far as the southeast closet, and possibly the north wall of the closet. The original south and west walls were removed in 1905 when the room was enlarged. No physical evidence of the earlier walls can be seen on

---

<sup>282</sup> Elizabeth Albro, Glenmont curator from 1969 to 1980, is said to have recalled that the Edisons' bedroom was redecorated for the filming of the movie "Edison The Man," circa 1940 (Leah Burt to B. Pearson, May 9, 1984). No written documentation of either this remembrance or of the work has been found.

<sup>283</sup> Bevin, "Historic Structures Report - Part I, Architectural Data Section on Rehabilitation of Glenmont," p. 17.

either the floorboards or the ceiling, because new floorboards were installed in 1905 and the ceiling is covered with canvas. The original locations of these two walls might be determined in two ways: first, by looking at the locations of the walls in the first story (with which they were most likely aligned); and second, by studying the early exterior photographs of the house.

The missing original south wall contained a projecting bay with windows identical in appearance to the later, existing south wall. This original wall was approximately 3 feet north of the existing south wall, based on the location of the Reception Room's south wall and the exterior photographs. A small portion only of the original south wall may survive today as the north wall of the southeast closet.

The missing original west wall is believed to have been directly above the west wall of the first-story Reception Room, which is approximately 3 feet to the east of the existing wall. This would follow common architectural practice of design and structural loading. Such a placement for the south end of the wall is clearly documented in early exterior photographs of the house. No interior photographs are known that show the room before the remodeling of 1905.

No documentation, except for the exterior photographs, has been found concerning the relocation of the south and west walls in 1905. Partitions for the two new closets were also built at this time. Two contractors who may have worked on the walls were carpenter Adolph Vogel, and mason/builder N.H. Thatcher. Vogel's bill, dated October 12, 1905, includes the notation, "Extra Work for South Bedrooms." Thatcher's bill, dated November 11, 1905, also notes that his work included "Changes in Own and Guest Chambers & Bath," and itemizes cement and sand materials. While there is no specific mention of the walls in the bills, it is possible that Vogel did the framing and Thatcher did the plastering.

All of the room's walls are trimmed with a baseboard and a ceiling cornice. The date of these features is not known for certain. The baseboard and cornice at the original north and east walls may date to 1880-81, while those at the later south and west walls may have been made to match the existing material in 1905. Alternatively, some of the baseboards from the original south and west walls may have been reused in 1905. It is also possible that a new baseboard and cornice were installed in the entire room in 1905.

A picture molding appears to have been first installed in the room in 1900. This is documented by a bill dated July 2, 1900, from E.W. Peckham, which included "picture moulding furnished and put up." As with the baseboard and cornice, it is not known if this picture molding was retained or replaced in 1905. The existing molding is an egg-and-dart design.

The baseboard and picture molding are documented by the residence appraisals of 1921, 1924, and 1931. The 1921 and 1924 appraisals both recorded "71 Lineal feet base, moulding and floor member [and] 94 Lineal feet picture moulding." The 1931 appraisal listed "73 Lineal ft. 10" baseboard [and] 80 Lineal ft. 3" picture moulding."

### Ceiling

The ceiling, like the walls, was built in two phases: 1880-81 and 1905. The main body of the ceiling is original and features a plaster medallion from which hangs a chandelier. The later 1905 ceiling is at the south end of the room, at the south bay, and within the southeast closet.

Both the original and 1905 portions of the ceiling are plastered and covered with canvas and an applied decoration. The canvas and decoration were installed by E.W. Peckham on the original part of the ceiling during refinishing work in 1900; they were installed on the 1905 portion of the ceiling when it was built. This treatment is discussed in more detail in the section "Finishes." A plaster cornice at the perimeter of the room is described in the preceding section, "Walls."

### Doorways

Room 203 is equipped with five doorways from two periods: 1880-81 and 1905.

#### **North Doorways**

Two of the doorways are original (1880-81). Both are in the north wall, one on either side of the fireplace. The westerly doorway is the main entrance into the room from the hall. The easterly doorway connects with the Owner's Bath (Room 204). Each doorway has a molded architrave with bull's-eye corner blocks, and a five-panel door with two hinges and a doorknob.

The 1924 residence appraisal described the doors as "5 panel hinged doors." The 1931 residence appraisal was more detailed, recording the hall door as "1 Oak door, 2'8" x 7'6" x 1-3/4", 5 panels," and the bathroom door as "1 door, 2'8" x 7'6" x 2", 5 panels."

#### **Closet Doorways**

Two other doorways, dating to 1905, open to the two closets. Both doorways are identical in appearance to the two original doorways in the north wall. They have been dated 1905, because this is when the closets were installed. See the section on "Closets" for more information.

The closet doors were recorded by the 1924 residence appraisal as simply "5 panel hinged doors." The 1931 residence appraisal was more specific, listing "2 Doors, 2'8" x 7'6" x 2", 5 panels."

#### **South Exterior Doorway**

The fifth doorway is in the southwest corner of the south bay. It is an exterior doorway (D-204) that leads to the south roof deck; between 1907 and 1965 it opened into the enclosed porch (Room 202). The doorway closely resembles the four adjacent windows in the bay, by having a molded architrave with bull's-eye corner blocks, a clear leaded-glass transom, and a French door glazed with two panes of glass.

The precise date of this doorway is unclear. The room appears to have been equipped with such a doorway as early as 1894, when it was described in an article as a "French window."<sup>284</sup> It is not known, however, if this same doorway was reused in 1905, when the south bay was moved approximately 3 feet southward to its present position. The door itself appears to have been installed sometime between 1931 and 1947, based on the residence appraisals of 1921, 1924, and 1931, and a photograph dated 1947. The appraisals described the door as having one light (pane of glass) and one panel, while the existing door has two lights. The existing two-light door was in place by 1947, based on a photograph of that date (fig. 123). The door may have been changed in 1935, as part of the remodeling of the south sun porch (Room 202).

### Windows

The room has windows in its east and south exterior walls. Two separate windows are in the east wall (W-229 and W-230), while one large bay with windows is in the south wall (W-228). The windows are original (1880-81) features of the room that were altered in 1905.

#### **East Windows**

The two east windows (W-229 and W-230) each feature a molded architrave with bull's-eye corner blocks; a wood panel below the window opening; one-over-one, double-hung sashes; and a transom window. The double-hung sashes are glazed with clear plate glass, and the transoms are glazed with clear leaded glass.

The transoms were altered in 1905, when the original stained-glass sashes were replaced with the present clear leaded glass. The original stained-glass transoms are documented by early exterior photographs of the house. The alteration to the transoms is documented by a bill dated October 12, 1905, from carpenter Adolph Vogel, which includes "Strom's [Strow's?] Bill for Lead Lights placed in transoms of old windows, \$27.50."

The windows were recorded by the residence appraisals of 1921 and 1924 as "2 light Double Hung sash, D/S [double strength] glass frame, trim and hardware." The 1931 appraisal listed "2 Double hung windows, 3'2" x 6'10" x 1-5/8", 2 lights."

#### **South Bay Windows**

The south-wall bay (W-228) is an original (1880-81) feature that projects onto the Conservatory roof deck. It has three center windows that are flanked on the east side by an angled window, and on the west side by an angled French doorway. The French doorway, discussed in detail in the previous section, may have been an original window opening that was converted to a doorway sometime before 1894. Each window opening is trimmed by a molded architrave with bull's-eye corner blocks and a wood panel below the opening. Each of the four openings also has double-hung sashes and a transom. Like the east windows, the double-hung sashes are glazed with clear plate glass, and the transoms are glazed with clear leaded glass.

---

<sup>284</sup> "Superb Country Homes."

"Window seats" may have been removed from beneath the windows in 1900. E. W. Peckham noted that "window seats" were to be "taken out" of "Mrs. Edison's Chamber" in an estimate and bill dated July 2, 1900. While Peckham did not specify where in the room the window seats were, a likely location would have been in the south bay. No window seats exist in the room today, nor is there any remaining physical evidence of them.

Additional alterations were made to the south bay in 1905, when the entire bay was moved approximately 3 feet to the south. The original configuration and appearance of the bay was preserved at this time, although the stained-glass transom sashes were replaced by clear leaded-glass sashes (see the previous discussion of Adolph Vogel's bill of October 12, 1905). No written documentation has been found on the particulars of this job. It is not known, for example, if the wall and its windows were moved in one piece, if they were disassembled and rebuilt using the old materials, or if they were completely rebuilt. The fact that the existing windows in the south bay match those of the original east-wall windows suggests that the original south-wall windows may have been reused in 1905.

Descriptions of the south bay are in the residence appraisals of 1921, 1924, and 1931. The 1921 and 1924 appraisals both listed the window as having "2 light Double Hung sash, D/S [double strength] glass frame, trim and hardware." The 1931 appraisal recorded "1 Four mullion window, 4 double hung sash, 2'6" x 6'10" x 1-5/8", 2 lights."

### Fireplace

A fireplace is centered at the north wall. This is an original 1880-81 feature of the room that was altered sometime before 1921.

The fireplace has a wood mantel with a shelf supported by six wood brackets. The fireplace opening is bordered by a metal frame with bull's-eye corner blocks and decorative ceramic tiles in colors of blue, yellow, and green. Ceramic tiles with the same design pave the hearth. The firebox is finished with a metal liner decorated in a raised geometric design.<sup>285</sup>

The earliest documentation of the fireplace is the inventory of 1886, which recorded "1 mahog[any] mantel with shelves, mirror [and] Polished steel & brass grate & fender."<sup>286</sup> The mirror and shelves appear to have been removed by 1921 (perhaps as part of the remodeling of 1905), based on the residence appraisal done that year. Both the 1921 appraisal and the later 1924 appraisal described the fireplace as "1 6' Mantel, mosaic tile facing and hearth, set in brass border." The 1931 appraisal was more detailed, listing "1 Fireplace, 3'0" x 3'0", metal fireplace, tile hearth, tile facing with brass frame, pine shelf and brackets, ornamental pilasters."

---

<sup>285</sup> The fireplace grate and brass fender are cataloged as #102,977.

<sup>286</sup> The original woodwork over the mantel was probably similar in appearance to the unaltered mantel in Room 206.

### Closets

The room has two closets dating to 1905: one in the southeast corner of the room, the other in the northwest corner. The closet walls are finished with plaster and trimmed on the room side by a baseboard, a picture molding, and a ceiling cornice. Each closet also has a doorway that is identical in design to the original doorways in the north wall.

#### **Southeast Closet**

The southeast closet is the larger of the two closets, measuring approximately 4 feet square. There is little doubt that this closet dates to 1905, because it is in the portion of the room (the south end) that was built in 1905. In addition, carpenter Adolph Vogel's bill dated October 12, 1905, records working on the "cedar closet" in one of the "South Bed Rooms," which very likely refers to the southeast closet.

The southeast closet interior features a built-in cedar dresser with three drawers, four cedar shelves above the dresser, brass clothes hooks mounted to unpainted boards at the north and south walls, and clothes rods. The rods are oriented in an east-west direction and mounted high in the closet.

Documentation of the closet is found in the residence appraisals of 1921 and 1924, which recorded it as a "wardrobe closet." The 1931 residence appraisal was more detailed, listing both closets as having "Cedar shelves, drawers, rods and hangers."

Interior damage has occurred in recent years to the interior plaster walls, due to water infiltration through the roof.

#### **Northwest Closet**

The northwest closet is the smaller of the two closets, measuring approximately 5 1/2 feet wide by 2 1/2 feet deep. It has also been dated 1905 because it abuts the west wall that was moved to its present location in 1905.

The northwest closet interior features clothes rods and brass hooks on wood backing boards at all four walls. There are no drawers or shelves as are in the southeast closet. The residence appraisals of both 1921 and 1924 recorded the closet as a "wardrobe closet." The southwest corner of the closet is boxed off for utilities (see the subsequent section, "Electrical Box").

This closet was partially disassembled in 1984 as part of a structural stabilization contract. The reason for this was to gain access to the back (north) wall for the installation of a structural steel column. The closet was reassembled and repaired following the structural work.



### Finishes

The room finishes today are little changed from their appearance in 1923, except for the pink-beige paint that was applied in 1968.<sup>287</sup> The floorboards are stained a dark brown color and varnished. The walls are covered with a canvas that is painted a pink-beige color. The same pink-beige paint finishes most of the woodwork in the room, including the baseboard, the picture molding, the doorway and window architraves, the doors, the window sashes and lower panels, and the fireplace mantel. The plaster ceiling is covered with canvas that has applied raised ornaments. The ceiling is painted a white-cream color, as is the plaster ceiling cornice. The last painting of the ceiling is thought to have been in 1968.

The original finishes of the room are documented by the bill from Pottier & Stymus dated May 7, 1882, which noted "Paint walls" and "Decorate ceiling." The ceiling in this room may have been one of those in the second story described in 1894 as being "painted with designs of flowers and cupids, after the joyous French fashion."<sup>288</sup> Remnants of this early decorative ceiling may be preserved today beneath the existing ceiling canvas. Similarly, the early wall paint may also survive beneath the existing canvas covering. Paint analysis indicates that the room's woodwork was originally varnished.

The first documented refinishing of the room took place in 1900. This is recorded in an estimate and bill from E.W. Peckham dated July 2, 1900, which described the following work:

Mrs. Edison's Chamber: Ceiling and sidewalls to be cleaned. All cracks to be cut out and filled, and necessary mason work attended to. Ceiling to be lined with canvas, relief ornament applied, and decorated as shown by sketch [missing]. Side walls painted in oil, wood work to be cleaned... Picture moulding furnished and put up.

This work appears to have been carried out as specified, based on the canvas and the applied ceiling ornaments that survive in the room today.

The new ceiling canvas and applied ornaments were preserved five years later, when the room was enlarged and two closets were installed in 1905. The finishing work may have been done by E.W. Peckham, who outlined the work in an estimate and specifications dated August 14, 1905:

Mrs. Edison's Bedroom: Wash ceiling, cornice and side walls. Piece out canvas on ceiling. Clean the woodwork, stain and even tone to match the door frame, varnish and rub for finish. Furnish and put up ornament, same detail as on the ceiling[,] in the bay. Tint ceiling and cornice. Pick out the ornament, old ivory effect. Paint two closets and picture moulding. Stain new floor to match the old. Clean the old floor and finish. Tint side walls, furnish & hang grass cloth.

---

<sup>287</sup> Paint analysis has determined that the 1923 paint colors of the burlap walls and woodwork were white and cream, respectively.

<sup>288</sup> Dickson and Dickson, *The Life and Inventions*, p. 355.

The 1905 scheme appears to have survived in the room for many years. Mrs. Edison contemplated changes in 1917, but these were never carried out.<sup>289</sup> In 1921, the room's existing finishes were described for the residence appraisal as being "paint and burlap wall covering." A second decorator was consulted in 1922, but was not hired either.<sup>290</sup> Not until the following year was The Herter Looms employed to refinish and redecorate the room.

The estimate from The Herter Looms is dated August 15, 1923, and their final bills are dated December 3, 1923, and April 5, 1924. These describe the following refinishing work in "Mrs. Edison's Bedroom":

Ceiling washed and painted two coats, including ornamentation (ornaments touched up with a different color). Side walls grass cloth removed, plaster repaired, canvased, painted two coats and one coat of glaze, woodwork thoroughly sand papered and painted four coats.

Additional information is provided by the paint analysis that identified a first cream-color paint on the wall canvas and a cream-color, lead-based paint on the woodwork. This appears to have been the first painting of the woodwork, which had been previously varnished.

Subsequent work in the room since 1923 appears to have involved only minor repairs and repainting. The Misses McKey submitted an estimate dated October 1, 1927, to paint the "entire baseboard to match the eggshell finish and spots removed." It is not known if the work was actually done. A later telegram dated April 14, 1931, from John Miller to Mrs. Edison, mentions having received two quotes "for repainting your bedroom." One of the bidders was "quite sure he can match tints exactly," suggesting that the room was to be repainted the same colors. John Miller inquired, "What is your wish?" Mrs. Edison's response has, unfortunately, not survived.

The room was repainted once when the house was in the ownership of Thomas A. Edison, Inc. This is documented by a bill from painter Carl G. Gustafson dated February 20, 1952, which describes the following work:

Mrs. Edison's Room - Ceiling to be washed off, all cracks repaired, cracks touched up, then ceiling given two coats of paint. One wall -the fireplace wall - loose canvas to be removed, walls prepared, canvas to be pasted back, then walls given two coats of paint to match other walls. Window sills to be painted.

The last documented painting of the room was in 1968. Painters Chiovarou and Son were contracted at that time by the National Park Service to paint several rooms, including the "master bedroom." No details of this work survive, such as the paint type or the paint color that was used.

---

<sup>289</sup> Estimate from C. Victor Twiss Company of New York City, Mar. 7, 1917. The estimate called for preserving the ornamented ceiling, removing the "old wallpaper," painting the walls, and painting, glazing and stippling the woodwork in "Own Bedroom."

<sup>290</sup> Letter from Arden Studios, Inc., Oct. 17, 1922. Arden sent curtain samples and recommended that the walls be coordinated in a "pale warm gray" color, a "deep cream, or even yellow tone," or "ivory."

The paint color that survives in the room today is assumed to be the same paint that was applied in 1968. This is a pink-beige color on the walls and woodwork, and a white-cream color on the ceiling and ceiling cornice. The paint analysis confirms that there is only one layer of the pink-beige paint on the walls and woodwork; all previous layers on the 1923 canvas are a cream-white color. The pink-beige paint color is therefore not historic.

### Lighting System

The room has two wall-mounted light fixtures, one ceiling chandelier, and two closet ceiling lights. The light fixtures date from two periods: 1905 and 1923. All of the light fixtures and their switches were rewired by the National Park Service in 1968.

### **Wall Fixtures**

The two wall-mounted light fixtures are on the east wall. Each fixture has two foliate-style metal arms, two candlestick fittings, and two fabric shades. The lights are operated by a switch at the fixture.

These wall fixtures were installed in 1923. They are documented by an estimate and a bill from The Herter Looms dated August 15, 1923, and April 5, 1924, which describe the following:

2 metal flower wall brackets in colors, each \$75. 4 silk screens for wall brackets to be of shirred gauze with picoted scalloped bindings of mauve and green silk, each \$7.50.

Later descriptions of the wall fixtures are found in the residence appraisals of 1924 and 1931. The 1924 appraisal listed "2 2 Lt. wall brackets." The 1931 appraisal recorded "2 Metal sconces, flower decorations, 2 candle lights."

A lighting recommendations report dated February 14, 1927, advised using "4- 25 watt A-19 Inside Frost MAZDA Lamps" in the room's "wall brackets."

### **Chandelier**

A six-light crystal chandelier is in the center of the room. It hangs from a plaster ceiling medallion that may be an original feature dating to 1880-81. The chandelier itself was installed in 1923. It is operated by an earlier (1905) push-button switch at the north wall, east of the hall doorway.

The switch is documented by a bill from electrician George Boyce dated August 9, 1905, which notes "move switch to opposite side of door" in the "South Room." The reason for this move appears to have been the installation of the closet on the west side of the doorway, which may have covered over the earlier switch.

The chandelier is documented by two bills from The Herter Looms dated August 15, 1923, and April 5, 1924. These list "1 chandelier \$285.00" and "1 crystal fixture in bedroom."

The residence appraisal of 1924 recorded the chandelier as "1 6 Lt. cast bronze chandelier crystal drops." The 1931 residence appraisal noted "1 Brass ceiling fixture, 20" diameter, 42" drop, 6 candle lights, crystal drop" and "1 Switch."

The 1927 lighting recommendations report advised using "6- 15 watt F-10 frosted MAZDA Lamps" in the room's "ceiling fixture."

### **Closet Lights**

The southeast and northwest closets each have one exposed light bulb at the ceiling. The lights are operated automatically by switches in the door jambs. The closets and their lights were all installed in 1905.

The closet lights and door switches are documented by an estimate and bill from electrician George Boyce dated August 9, 1905, and October 21, 1905, respectively, which listed "2 closet lights with automatic door switches" for the "South Room."

No lamps were specified for the closets in the lighting recommendations report of 1927. The residence appraisal of 1931 recorded the closet lights as "2 Brass wall fixtures, door operated." No mention appears in the earlier residence appraisals of 1921 or 1924.

### **Early Missing Chandelier**

The inventory of 1886 records a gas chandelier in this room, described as a "Brass chandelier, 8 jets." Thomas Edison may have had this chandelier electrified in 1887. It was recorded by the inventory of 1891 as an "electrolier," and by the residence appraisal of 1921 as "1 8 light cast bronze chandelier." No sketches or photographs of this chandelier are known to exist. It was removed in 1923, when it was replaced by the existing crystal chandelier.

### **Early Missing Wall Fixtures**

Two side lights were installed in 1905, according to electrician George Boyce's bill dated August 9, 1905. These may have been the "2 1 light swing brackets" listed in the residence appraisal of 1921. The swing brackets were removed in 1923 and replaced by the existing wall brackets at the east wall. No sketches or photographs of the swing brackets are known.

### **Electrical Outlets**

The room has five electrical outlets on the west and south sides of the room. All five outlets are duplex outlets with cover plates that are painted the same pink-beige color as the rest of the room.<sup>291</sup>

The locations of the outlets are as follows. Three are in the west-wall baseboard: two on the north side of the wall (behind the bed), and one on the south side (near the French door). Two more

---

<sup>291</sup> The room is believed to have been first painted this color in 1968.

outlets are in the south wall: one in the center of the south bay, the other on the east side of the south wall. The center outlet is mounted to a wood panel below the window, while the east-side outlet is in the baseboard of the closet wall.

No documentation has been found on the installation of the outlets. It is known, however, that the west and south walls were moved in 1905, which is therefore the earliest possible date for the outlets. Also, later documentation suggests that one of the five outlets was installed sometime after 1931. This is the residence appraisal of 1931 that recorded the room as having only "4 Base receptacles."

In 1968, all of the outlets except the one in the south bay were rewired and their cover plates were labeled with the notation "B-9."<sup>292</sup> The cover plate of the outlet in the south bay is labeled "DC" (i.e., direct current).

### Electrical Box

An obsolete electrical box of unknown age is inside the northwest closet, mounted to the north side of the west wall. The box is made of wood and painted a pink-beige color. A thick electrical cable exits the top of the box and enters the boxed southwest corner of the closet. Access to the cable is possible by removing the doorway architrave at the boxed corner, held in place with screws.

No specific documentation has been found on the box's installation or function. It is known, however, that the box can be no earlier than 1905, based on its location in the 1905 closet. The box may relate to the automatic closet door light and other electrical fixtures installed in the room in 1905 by electrician George Boyce.<sup>293</sup>

### Bird Fountain Switch

Mrs. Edison was a lover of birds, as evidenced by her heated and plumbed bird bath (called the "fountain") installed on the lawn and later moved to the south roof deck. The bird fountain was equipped with electrical heater coils to keep the water from freezing in the winter. A switch for the heater coils was originally installed in the screened porch; it was later moved to the Edisons' bedroom, where it is today.

The switch is mounted to the architrave between the two easterly windows in the south-wall bay. It is a rotating-knob type. An opening in the base reveals the words "ON" in black letters on a silver background, and "OFF" in silver letters on a black background. Inside the switch base is the following identification: "Underwriters Laboratories Inspected Snap Switch."<sup>294</sup>

---

<sup>292</sup> "B-9" refers to electrical panel B, circuit number 9, in cellar room B11.

<sup>293</sup> Boyce's bill is dated August 9, 1905. Edison NHS Archives.

<sup>294</sup> Underwriters Laboratories was founded in 1894.

The documentation suggests that the existing switch was installed in the bedroom sometime after 1924, when the bird fountain was moved from the lawn to the roof deck. Before that, the switch appears to have been in the adjacent screened porch (Room 202). This is based on a Thomas A. Edison, Inc., work order no. 9740 dated June 7, 1920, which states:

Send electrician to house to repair light on sleeping porch outside of Mrs. Edison's bedroom and also to install about 100 ft. BX cable from Bird Fountain to porch.

The fountain had been moved to the roof deck by 1924, based on an entry in a "Thomas A. Edison, Private Bill Book." The entry, dated April 30, 1924, was for the "time of plumber to connect fountain on porch." Whether or not the switch was also moved at this time is not known. The switch may not have been moved until 1935, when the screened porch was extensively rebuilt.

The bird fountain and its bedroom switch were both remembered by C. Thore Hallstrom, who began work as a gardener at Glenmont in April 1934:

Mrs. Edison also fed [the birds] up on the bird feeder she had over the Conservatory. She also had a bird bath up there, it was heated with electricity so the water didn't freeze.... She had a switch in the bedroom and if it froze during the night she could just turn on the switch and it melted the ice.<sup>295</sup>

### Annunciator System

A horizontal row of five buttons enabled Mr. and Mrs. Edison to summon the household staff and family members while in their bedroom. The buttons are on the west side of the south wall, adjacent to the bed. The buttons are set in a brass back plate, and the face of each button is finished with a material resembling mother-of-pearl. The buttons are labeled by inscriptions engraved on the back plate that read as follows:

*Kitchen Living Room Theodore Charles 3rd Hall*

The buttons marked "Kitchen" and "3rd Hall" rang to the annunciator boards in those areas, and were used to summon the household staff. Both of these annunciator boards survive today in their original locations (Rooms 107 and 311). The remaining three buttons activated bells in the second-story Living Room (Room 205), Theodore Edison's bedroom (Room 206), and Charles Edison's bedroom (Room 300). The bells survive in all these rooms except the Living Room. No parts of the communication system are operational today.

It is not known when this system of communication was installed in the Edison bedroom. The earliest probable date is 1905, judging from the fact that the buttons are mounted to the west wall, which was installed in 1905. Also, it was about this time that the name "Living Room" began

---

<sup>295</sup> Interview by Loretta Schmidt, NPS Historian, with C. Thore Hallstrom, Sept. 23, 1969. Edison NHS Archives.

to be used, that Theodore used the east bedroom, and that Charles used the third-story bedroom. It is interesting to note that daughter "Madeleine" did not have a button. This may have been because Madeleine's bedroom (Room 200) was located immediately next door by 1905.

### Plumbing System

A bathroom is now conveniently located in the adjacent room to the north (Room 204). It was not until 1899-1900, however, that the Edisons had this bathroom installed in what was originally a dressing room.<sup>296</sup> See the discussion of Room 204 for a detailed description of the bathroom.

### Heating System

The room's original source of heat was a wall register at the north wall that emitted steam-heated warm air. This register is in the room today, in the lower north wall between the fireplace and the bathroom doorway. It features a decorative black metal grille. No additional source of heat was installed in 1905 when the room was remodeled and enlarged. It is therefore not surprising that a heating assessment in 1921 found that the room required 140 units of heat, but was receiving only 80 units.<sup>297</sup> The original register was described by the residence appraisal of 1931 as simply "1 Wall register, Mr. and Mrs. Edison's Room."

The original heat register was connected to a new system of ductwork in 1968, as part of a new forced hot-air/hot-water heating system. Three new heat registers were also installed in the floor at this time: two at the east wall beneath the two windows, and one in the southeast corner of the south bay. The heat is controlled by a thermostat mounted to the north wall, between the hall doorway and the northwest closet.

### Air-Conditioning Equipment

Matthew Josephson, author of the biography *Edison*, has written the following about Thomas Edison's last summer at Glenmont in 1931:

As the intense summer heat oppressed him, one of the new air-conditioning machines was installed in his bedroom, and he remained indoors, resting and reading.<sup>298</sup>

The documentary record confirms that air conditioners were in fact installed at the house in 1931. A work order from Thomas A. Edison, Inc., dated August 1, 1931, describes "L & M [labor and materials] to cover electrical work necessary in connection with electrical installation of Frigidaire Room Coolers at 'Glenmont'." The record is unclear, however, as to where in the house the "room

---

<sup>296</sup> The early dressing room had a "basin," according to a bill from Pottier & Stymus dated May 7, 1882.

<sup>297</sup> Letter from R.W. Kellow to Mrs. Edison, Jan. 25, 1921. Edison NHS Archives.

<sup>298</sup> Josephson, *Edison*, p. 483. Josephson does not provide a source for this information.

coolers" were located. Two are known to have been in the Living Room (Room 205) by 1934.<sup>299</sup> Whether or not this was also the case in 1931 is not known.

### Fire-Protection System

A Pyrotronics ionization smoke detector is mounted to the ceiling at the north wall, east of the fireplace. This detector was installed in 1978 as part of an integrated system of fire protection for the house.

### Security System

The burglar-alarm system installed at Glenmont in 1889 included connections for all of the windows in the second story, including those of the "Main Chamber" in the front part of the house.<sup>300</sup> No physical evidence of these early connections survive in the windows today.

---

<sup>299</sup> Telegram from I.W. Walker to Mrs. Edison, Mar. 1, 1934.

<sup>300</sup> Letter from Edwards & Co. to Charles Batchelor, Sept. 14, 1889. Edison NHS Archives.





Figure 127. Owners' Room (Room 203), looking northwest, 1947.



Figure 128. Owner's Room (Room 203), looking northeast, 1947.



Figure 129. Owner's Room (room 203), looking southeast, 1947.



Figure 130. Owner's Room (Room 203), looking southwest, 1947.



6786

10-21-60

Figure 131. Owner's Room (Room 203), looking northwest, 1960.



Figure 132. Owner's Room (Room 203), looking northeast, 1960.



Figure 133. Owner's Room (from 203), looking southeast, 1960.



Figure 134. Owner's Room (Room 203), looking southwest, 1960.



## Owner's Bath (Room 204)

### General Information

The Owner's Bath is a large bathroom on the east side of the house. It is the center room of an interconnecting suite of three rooms, which includes the Owner's Room (Room 203) to the south and the Living Room (Room 205) to the north. The dimensions of the Owner's Bath were recorded by the residence appraisal of 1931 as measuring 9 feet by 14 feet.

This room was built originally as a "Dressing Room" adjacent to "Madam's Room," according to the bill from Pottier & Stymus dated May 7, 1882. The bill also notes that the dressing room was finished with painted walls and a decorated ceiling, and was furnished with "1 medicine closet & mirror over basin." The later inventory dated January 20, 1886, also listed the room as a "Dressing Room."

Little information exists on this room for the early years of Edison residency. The only documentation is a letter from electricians Edwards & Co. dated September 14, 1889, that mentions the "Toilet Room" in the second story in the front part of the house. While "toilet room" today defines a room with a toilet in it, in 1889 it more commonly referred to a dressing room.

The dressing room was finally converted to a bathroom in 1899-1900. This work was done under the direction of architect Percy Griffin of New York City, who also oversaw the remodeling of the original second-story bathroom (Room 211). Griffin's bill, dated July 31, 1900, was for "10% upon cost of East & West bath rooms in residence at Llewellyn Park—\$230." The bills from the individual contractors were first approved by Griffin and then submitted to the Edisons for payment. These included bills from Chas. F. McGuire, Practical Plumber, Steam and Gas Fitter, dated December 26, 1899; from plumbing and tile installers E.H. Harrison & Bro., dated December 26, 1899, and January 10, 1900; from civil engineers Waring, Chapman & Farquhar, dated January 12, 1900; and from painter David George, dated January 27, 1900.

A few improvements were made to the bathroom over the years. The window sashes were altered in 1905 and 1909 with the installation of clear leaded-glass and textured leaded-glass sashes. New canvas replaced the old canvas on the wall and ceiling in 1923. A wallpaper border composed of individual pots of flowers on a striped ledge was applied to the upper walls of the room sometime after 1923 and before 1947. The original 1899-1900 plumbing fixtures, however, have never been changed.

The last recorded painting of the room, which preserved the wallpaper border, was in 1952.

Cracks related to structural settling were observed in the north tile wall and in the north doorway frame in 1964 and 1975.<sup>301</sup> The problem was finally addressed in 1985, when structural steel reinforcing was installed in the house. Repairs were later made to the damaged ceramic tiles.

---

<sup>301</sup> Bevin, "Historic Structures Report, Part I, Architectural Data Section on Rehabilitation of Glenmont," pp. 17-18; and letter from Keast & Hood Co., Structural Engineers, to the National Park Service, Feb. 7, 1975. Edison NHS Files.

The room is not open or interpreted to the public.

### Floor

The floor is paved with white, hexagonal ceramic tiles. These tiles were installed by E.H. Harrison & Bro. in 1899-1900, when the room was converted to a bathroom.<sup>302</sup>

The residence appraisals of both 1921 and 1924 described the floor as "119 Sq. ft. white ceramic floor tiling." The 1931 residence appraisal recorded "119 Sq. ft. 2" hexagon floor tile."

Wood floorboards, similar to those found elsewhere in the second story, were presumably the floor material when the room was a dressing room (1880-81 to 1899). These floorboards may be preserved beneath the existing ceramic floor tiles.

### Walls

The walls define the room as a rectangular space, except for a projection in the southwest corner containing an original chimney stack. This is believed to have also been the configuration of the original dressing room.

Plaster was most likely the room's original wall finish. The original plaster may be preserved beneath the later ceramic wall tiles and canvas that cover it today. A molded plaster cornice, which also appears to be an original feature of the room, trims the upper walls near the ceiling.

A wainscot of white ceramic tiles 6 feet high is on all four walls of the room. The tilework was installed in 1899-1900 by E.H. Harrison & Bro.<sup>303</sup> The body of the wainscot is composed of plain rectangular tiles; it is trimmed at the floor level by a ceramic-tile baseboard and at the top by two rows of a decorative tile border.<sup>304</sup> The wainscot was described by the residence appraisals of 1921 and 1924 as "216 Sq. ft. glazed wall tiling, with sanitary base and cap." The 1931 residence appraisal recorded "240 Sq. ft. 4" x 6" glazed wall tile with cap and base."

The plaster walls above the wainscot are covered with canvas. Canvas was first installed in 1899-1900, and was replaced in 1923. See the section on "Finishes" for more details.

---

<sup>302</sup> Certification from architect Percy Griffin dated Jan. 10, 1900, for \$150 due to E.H. Harrison & Bro. for "plumbing & tile work."

<sup>303</sup> See footnote 302.

<sup>304</sup> The wainscot is identical in appearance to the tile wainscot in the original Hall Bathroom (Room 211), which was also modernized in 1899-1900.

### Ceiling

The ceiling is flat, plastered, and covered with canvas. The ceiling plaster is most likely original (1880-81). The canvas dates to 1923, when it replaced an earlier canvas installed in 1899-1900. See "Finishes" for more details on the ceiling canvas.

### Doorways

The room has two doorways: one in the south wall, the other in the north wall.

The south doorway leads to the Owner's Bedroom (Room 203). This is the room's original (1880-81) doorway that connected the "dressing room" with "Madam's room." The doorway has an original five-panel door with a doorknob and two hinges. Later features installed in 1899-1900 include the marble threshold and the architrave of white ceramic tiles.

The north doorway opens into the Living Room (Room 205). This also appears to be an original doorway, based on physical evidence on the Living Room side of the doorway. Here, the elaborate door, architrave, and door hardware match those of the original doorway from the Living Room to the hall. In addition, the bookcases in the Living Room, which are also thought to be original, are built around the doorway. It is unclear, however, if this doorway opened directly into the dressing room, or if it opened to a now-missing closet. If a closet did exist here, no physical evidence of it is visible today.

The bathroom side of the north doorway assumed its present appearance, which is similar to that of the south doorway, in 1899-1900 when the dressing room was remodeled as a bathroom. The doorway has a second door on this side that was probably added during the remodeling. Although the door matches the door in the south doorway of the bathroom, it has different hinges: silver-colored and plain, rather than brass and decoratively inscribed.

The north doorway therefore had two doors by 1899-1900—one on the bathroom side, the other on the Living Room side. The reason for this may have been to provide additional privacy to the Owner's Bath, and/or to unify the new bathroom with two doors in the same style. Also installed in 1899-1900 were a marble threshold and an architrave of white ceramic tiles, both of which remain today. Three chrome-plated clothes hooks attached to the upper part of the door may also date to this remodeling.

The residence appraisal of 1931 described the south and north doorways of the Owner's Bath as having "2 Doors, 2'8" x 7'6" x 2", 5 panels" and "33 Lineal ft. 6" tile door trim."

### Window

The bathroom has one window (W-231), at the south end of the exterior east wall. This is an original 1880-81 window opening. All other features of the window are later, however, dating to 1899-1900 and 1905.

The earliest alterations were made in 1899-1900, when the present bathroom was installed. Window elements dating to that remodeling are the marble sill and the ceramic-tile architrave.

The window sashes were altered several years later, in 1905. Removed at that time were the original one-over-one, clear-glass sashes and the stained-glass transom. In their place were installed the existing leaded-glass sashes. The glass in the two lower sashes is textured and opaque, while the glass in the transom is clear. Similar transom sashes were also installed at this time in the transoms of two other rooms—Rooms 200 and 203. This work is documented by a bill from carpenter Adolph Vogel dated October 12, 1905, which included an entry for "Lead Lights placed in transoms of old windows." No such documentation has been found for the one-over-one, leaded light sashes. These sashes, however, are almost identical in design to the casement sashes in the north wall of the Living Room (Room 205), which were also installed in 1905.

The window was listed by the residence appraisals of 1921 and 1924 as "1 Leaded glass double hung sash, frame, trim and hardware." The 1931 residence appraisal recorded "1 Double hung window, 3'0" x 6'10" x 1-5/8", 2 stained [sic] and leaded glass lights."

### Medicine Closet

A built-in closet is at the west end of the south wall. It has a large mirrored door that reaches almost to the floor, a matched-board interior, and four narrow shelves. The exterior east side is finished with white ceramic tiles installed in 1899-1900. It is therefore likely that the closet also dates to that time.

The closet is listed in all three residence appraisals dated 1921, 1924, and 1931. The 1921 and 1924 appraisals described "1 Built in medicine closet, with beveled plate glass mirror door, shelves, etc." The 1931 appraisal recorded "1 Recess medicine cabinet, mirror door, 2'0" x 4'0"."

An early "medicine closet" was also in this room when it was used as a dressing room (1880-81 to 1899). The closet was supplied by Pottier & Stymus, who itemized it in their bill dated May 7, 1882, as "1 medicine closet & mirror over basin." The present closet does not fit this description, however, because there is no room beneath the door for a basin. It is therefore likely that the old medicine closet was replaced by the existing closet in 1899-1900.

### Mirror

A large horizontal mirror is mounted to the south wall above the lavatory. It is framed with white ceramic tiles, which date the mirror as having been installed in 1899-1900.

The mirror was recorded by the residence appraisal of 1931 as "1 Recess Mirror, 2'6" x 2'0" in 3" tile frame."

### Bathroom Accessories

The bathroom is equipped with various accessories including shelves and towel rods, individual towel rods, a soap-dish holder, drinking-glass holders, a toilet-paper holder, a sponge

holder, and clothes hooks. No documentation has been found on the original installation of these items. It is assumed, however, that most date to the remodeling of the dressing room as a bathroom in 1899-1900. All metal components have a finish that resembles nickel plating. Engraving on two items identifies them as having been made by the J.L. Mott Iron Works of New York.

The residence appraisal of 1931 recorded the bathroom as then having "8 Glass and nickel plated toilet accessories."

### **Shelves and Towel Rods**

A combination shelf and towel rod is mounted to the south wall, above the lavatory but below the mirror. Two metal brackets support both the shelf and the towel rod. The brackets have no manufacturer's marks. The shelf is made of clear thick glass and sits on top of the brackets. The towel rod is a thick glass rod below the shelf, which is supported on either side by the metal brackets.

A separate large towel rod is attached to the north side of the west wall at the foot of the bathtub. The thick glass rod is supported by two rounded metal brackets. There are no manufacturer's marks on the metal brackets.

A smaller towel rod is mounted to the north wall above the bathtub. This is composed of two metal brackets supporting a metal rod. This towel rod is a different, more-modern style than the other bathroom accessories in the room. A photograph of the room dated August 1947 (fig. 136) shows it as existing at that time. It was therefore most likely installed after 1899-1900 and before August 1947.

A towel shelf is also on the north wall, above and east of the previously described towel rod. The shelf is made of up two decorative metal brackets supporting five closely spaced metal rods. Its use as a towel shelf rather than a towel rack is documented by the 1947 photograph of the room (fig. 136), which shows folded towels on the shelf.

### **Soap-Dish Holder**

A metal holder for a ceramic soap dish is mounted to the south wall, above and west of the lavatory. The holder is engraved with the name of the manufacturer, "The J.L. Mott Iron Works N.Y."

### **Drinking-Glass Holders**

Two metal drinking-glass holders are attached to the south wall above the lavatory, on either side of the glass shelf/towel rod. No manufacturer's information is evident.

### Toilet-Paper Holder

A toilet-paper holder is mounted to the lower part of the south wall between the lavatory and the toilet. Component parts include two metal brackets and an octagonal plastic roller. No manufacturer's marks are evident.

### Sponge Holder

A sponge holder is mounted to the north wall, below the towel rod and next to the bathtub. It is a large open basket made up of curved metal rods attached to a metal base. The base is engraved with the manufacturer's name, "The J.L. Mott Iron Works, N.Y."

### Clothes Hooks

The room has five metal clothes hooks. Two are attached to the ceramic-tile wainscot: one on the west side of the north wall above the bathtub, the other on the north side of the east wall. The three remaining hooks are mounted to the bathroom side of the north door.

### Finishes

The finishes in the bathroom include canvas, paint, and wallpaper. Canvas, installed in 1923, covers the upper walls above the ceramic-tile wainscot and the ceiling. A pink-beige paint, similar to that used in the Owner's Room (Room 203), finishes the upper walls, the ceiling cornice, the doors, the window sashes, the raised wood toilet tank, and the exterior sides and feet of the bathtub. The ceiling is painted light blue. A decorative accent is provided by wallpaper cutouts of potted hyacinth flowers on all four walls above the ceramic-tile wainscot. These were applied sometime between 1923 and 1947. The last recorded painting of the room was in 1952.

The earliest documentation of the room's finishes is the bill from Pottier & Stymus dated May 7, 1882. The "dressing room" was then finished with painted walls and a decorated ceiling. Physical evidence of these early finishes may still be preserved beneath the later ceramic tiles and canvas that cover the plaster walls today.

Canvas appears to have been first installed in 1899-1900, when the dressing room was remodeled as a bathroom. This is based on a \$50 bill from David George for "canvas and painting canvas in bath rooms in residence, Llewellyn Park." The bill was certified on January 27, 1900, by architect Percy Griffin, who submitted it for payment to the Edisons.

The C. Victor Twiss Company submitted an estimate to Mrs. Edison dated March 7, 1917, for refinishing "Own Bedroom and Bathroom." This estimate proposed the following work for the bathroom:

Washing off ceiling cornice and walls above tiling in bathroom, repairing cracks and repainting same. Removing varnish from doors, painting and enameling doors and woodwork including medicine cabinet, all to match color and glaze of tiles. Refinishing radiator.

There is no record, however, that C. Victor Twiss was hired to carry out these plans. The proposal is nevertheless of interest for its reference to the existing varnished doors.

The old canvas was replaced with new canvas, the entire room was repainted, and the varnished doors were painted for the first time by The Herter Looms in 1923. Their estimate, dated August 15, 1923, describes the following work:

[Mrs. Edison's] Bathroom: Old canvas on ceiling and side walls to be removed; plaster repaired and recanvased, ceiling and side walls painted three coats gloss enamel finish; present woodwork painted three coats, gloss enamel finish; two hard wood doors painted five coats, gloss enamel finish.... Bathroom tile cleaned and pointed.

The job was billed on April 5, 1924. Not mentioned in either the estimate or in the bill were the applied wallpaper decorations, suggesting that they were not installed at this time.

The wood toilet tank appears to have retained its natural wood finish as late as January 1931. This is based on the written description of the "water closet" in the 1931 residence appraisal, which noted the "high wood tank, mahogany finish."

The wallpaper flowers existed by August 1947, when the room was documented in two photographs (figs. 135-36). These photographs show the room as it looks today, with a striped wallpaper border (representing a ledge) applied immediately above the ceramic-tile wainscot, and cut-outs of potted hyacinth flowers applied above the border. No other record of the wallpaper installation is known. We can therefore only guess that the wallpaper was installed sometime after the work of The Herter Looms in August 1923, and before the photographs of August 1947.

The last recorded painting of the room was in 1952. The proposed work was described in an estimate dated January 20, 1952, and submitted by painter Carl Gustafson:

Bathroom ceiling and walls badly cracked, all cracks cut out and replastered. Cracks touched up, then ceiling and walls given two coats. Flower designs and borders to be preserved.

This work was actually carried out, based on a subsequent bill from Gustafson dated March 25, 1952.

### Lighting System

The bathroom has two electric light fixtures and the remnant of one early gas light fixture.

### Wall Light Fixture

A light fixture is mounted to the south wall above the lavatory mirror. The fixture has two gooseneck-style brackets and two frosted glass shades in a tulip design. Each light may be operated individually by pull chains at the fixture, or remotely by a switch east of the south doorway.

No mention of this fixture is found in the residence appraisals of 1921, 1924, or January 1931. It is first documented by an interior photograph of the room taken in August 1947 (fig. 135). The fixture therefore appears to have been installed sometime after January 1931 and before August 1947. No record of its installation has been found. Both the fixture and its switch were rewired in 1968.

### **Ceiling Light Fixture**

The ceiling fixture has three lights and a draped clear-glass beaded shade. It is similar in appearance to the ceiling fixture in the South Bathroom (Room 201), which may be as early as 1905. The light is operated by a remote switch on the south wall, east of the doorway. The fixture and its switch were both rewired in 1968.

A ceiling light fixture existed in the room by 1921, although it is unclear if this was the same fixture that is in the room today. The residence appraisal for 1921 described "1 4 Light crystal ceiling plate," while the 1924 residence appraisal listed "1 3 Lt. crystal clg. plate." A lighting recommendations report dated January 14, 1927, advised using "4- 40 watt A-21 Inside Frost MAZDA Lamps" in the bathroom fixture.

The existing ceiling fixture was definitely in the room by January 1931. This is based on the residence appraisal for that year that recorded "1 Ceiling dome, beaded globe" and "1 Switch."

### **Gas Light Fixture**

A capped pipe, which may be the remnant of an early gas light fixture, is in the north wall west of the Living Room doorway. No documentation of this early gas light is known.

### **Electrical Outlets**

The bathroom has one duplex electrical outlet. The outlet is on the south wall, east of the doorway. It is at mid-height and shares a common back plate with two light switches. Both the outlet and the switches were rewired in 1968.

No record of the duplex outlet appears in the residence appraisal of January 1931, suggesting that it was installed sometime after that date. It is shown, however, in a photograph of the room dated August 1947. No documentation of its installation has been found.

### **Plumbing System**

The existing plumbing fixtures include a lavatory, a toilet, and a bathtub. All three fixtures date to 1899-1900 when the dressing room was remodeled as a bathroom. None is operational today.

### **Lavatory**

The lavatory is at the south wall, west of the doorway to the bedroom. It is large and oval, with a white porcelain finish, and is supported in the front by two nickel-plated legs. A single center



faucet is flanked on either side by the two faucet handles. Each handle has a white porcelain base, four white porcelain arms, and a center white porcelain button labeled "HOT" or "COLD." The drain shut-off is controlled by a white porcelain knob on top of the faucet. "The J.L. Mott Iron Works" is engraved on the front legs and the drain mechanism. The drain mechanism is also engraved with "Pat'd Dec. 7th 1875" and "THE UNIQUE Pat'd Feb. 22nd 1887." The water shut-off valves beneath the lavatory are labeled "Standard Made in U.S.A."

The lavatory is believed to be the original installed in 1899-1900. This is based on its early style, the early patent dates on the drain mechanism, and the absence of documentation for a later replacement.

The lavatory was listed in the residence appraisals of 1921, 1924, and 1931. The 1921 and 1924 appraisals both recorded "1 Porcelain lavatory, on nickel plated legs." The 1931 appraisal was more detailed, describing "1 Porcelain oval lavatory, 42" x 30", 2 nickel plated pedestals, 2 china index valves, combination supply and waste."

### Toilet

The toilet is at the south wall, west of the lavatory. It has a white porcelain base and an elevated wood tank with copper lining. "The J.L. Mott Iron Works" is engraved on several metal fittings, including the two seat attachments, the two brackets supporting the tank, and the wall bracket anchoring the pull-chain for the tank flush valve. Writing printed inside the toilet bowl reads as follows:

VITRO ADAMANT The J.L. Mott Iron Works, N.Y. Pat. Dec. 7-1880.  
Aug 9-1892. May 21-1895. Jan. 1-1895. Sept 24-1889. Nov. 21-1893.  
SILENTIS

The underside of the toilet seat is labeled "Church Seats DeLuxe sheet covered."

The toilet was recorded by the residence appraisals of 1921, 1924, and 1931. The 1921 and 1924 appraisals both listed "1 Porcelain water closet hopper, high tank." The 1931 appraisal was more detailed, describing "1 Vitreous china water closet, high wood tank, mahogany finish, seat and cover."

### Bathtub

The bathtub is at the north wall, west of the doorway to the Living Room. It has claw feet, a rolled rim, and exposed piping. The knob that controls the waste drain is mounted to the rim at the head (east end) of the bathtub. The center of the knob has a white porcelain button labeled "WASTE," and the drain mechanism itself is engraved with "Standard Manufacturing Co. Pittsburgh PA." Two faucet handles flank the waste knob at the head of the bathtub. Each faucet has six arms and a center white porcelain button labeled either "HOT" or "COLD." The faucet itself is a flat metal disk.

The bathtub was recorded by the residence appraisals of 1921, 1924, and 1931. The 1921 and 1924 appraisals both listed "1 Enameled iron roll rim bath tub." The 1931 appraisal was more

specific, describing "1 Enameled iron tub, 5'6", 4" flat rim, ball and claw feet[,] combination supply and waste, nickel plated shower head, valves, exposed piping and rod and curtain."

The shower head, rod, and curtain are all missing today. They had been removed by August 1947, based on a photograph of that date (fig. 136).

### **Early Basin**

The original dressing room was equipped with a "basin" over which were "1 medicine closet & mirror," according to the bill from Pottier & Stymus dated May 7, 1882. The basin, which was presumably connected to plumbing, was replaced by the existing lavatory in 1899-1900.

### **Heating System**

The room is heated today by warm air supplied by a heat register in the floor beneath the east window. This register was installed in 1968, when the heating system for the house was modernized. It replaced a steam radiator in this same location.

It is not known when the radiator was installed in the room. It may have been an original feature of the dressing room, or it may have been installed at the same time as the bathroom fixtures in 1899-1900. The earliest documentation of the radiator is an estimate from the C. Victor Twiss Company dated March 7, 1917, for painting the room and "refinishing radiator." An evaluation of the heating system in 1921 determined that the bathroom radiator was supplying 27 units of heat, which was seven more units than needed.<sup>305</sup>

The residence appraisal of 1931 was probably in error when it recorded the bathroom as having "1 Wall register," since there is no physical evidence of a register.

A photograph of the room taken in August 1947 (fig. 135) shows the radiator as being 12 sections long and short enough to fit beneath the window. A flat top surface was provided by what appears to have been a white marble slab with contoured edges. Because the house (except for the Conservatory) was heated with steam, this would have been a steam radiator.

The old radiator may have been put into storage when it was replaced by the modern floor register in 1968. No record of its disposition has been found.

### **Fire-Protection System**

The room has a modern Pyrotronics ionization smoke detector mounted to the ceiling. This detector was installed as part of an integrated fire-protection system for the house in 1978.

---

<sup>305</sup> Letter from R.W. Kellow to Mrs. Edison, Jan. 25, 1921. Edison NHS Archives.

**Security System**

The east window was protected by the burglar-alarm system installed at Glenmont in 1889, but no remnants of this equipment survive today.<sup>306</sup>

---

<sup>306</sup> The early burglar-alarm system is described in a letter dated Sept. 14, 1889, from Edwards & Co. to Charles Batchelor. Edison NHS Archives.



Figure 135. Owner's Bath (Room 204), looking southeast, 1947.



Figure 136. Owner's Bath (in 204), looking northwest, 1947.

## Living Room (Room 205)

### General Description

The Living Room is a large room on the east side of the house. It is the northernmost room of an interconnected suite of three rooms, which includes the Owner's Bath (Room 204) and the Owner's Room (Room 203). The residence appraisal of 1931 recorded the Living Room dimensions as being 21 feet by 36 feet.

This room has been known over the years as the "Sitting Room," the "Library," and the "Living Room."<sup>307</sup> The use of these terms is explained in the following description.

The room as originally constructed in 1880-81 was about half the size recorded in 1931. Pottier & Stymus called this room the "Sitting Room" in their bill dated May 7, 1882. Finishing work carried out by Pottier & Stymus included "papering" the walls and "decorating" the ceiling. Several built-in features mentioned in their later bill dated February 8, 1884, were an etagere mantel, top cases, and bottom cases with doors.<sup>308</sup>

More details of the room's early appearance are provided by the inventory of 1886. The inventory listed the furnishings in the "Sitting Room," along with the following architectural features:

- 1 Carved cherry mantel shelves and cupboards mirror [sic]
  - 2 Cherry book cases, shelves, cupboard, & c. (1 pane of glass broken)
- Chandelier, 6 burners, drop centre [sic]
- 1 Brass and polished steel fire place and fender

The room was redecorated by the Edisons in 1889, shortly after Thomas Edison acquired the house in 1886. The work was done by Herter Brothers of New York City, who estimated the job on March 11, 1889. Their bill, dated October 14, 1889, notes that new curtains were installed, selected pieces of furniture were reupholstered, the walls were "papered with French velvet paper," and the ceiling was "decorated incl[uding] plasterwork."

The newly appointed room was described in an article written in 1891 as "a large homelike sitting room." It also noted: "In her [Mrs. Edison's] own private sitting-room, looking eastward over grand slopes and billowy verdure to the metropolis, prevail the rich warm tones of terra-cotta,

---

<sup>307</sup> Thomas Edison himself is also said to have referred to the room as his "thought bench," where he researched ideas for use at his laboratory "work bench." The quote, however, has never been substantiated. [Ref., undated NPS brochure entitled "Welcome to Glenmont: The Home of Thomas Alva Edison."]

<sup>308</sup> The bill states that the backs of these features were to be lined. No material was specified, although this was most likely to be a fabric.

paling from deep shades to those of red cream."<sup>309</sup> Antonia and W.K.L. Dickson also mentioned the room the following year in their book about Thomas Edison:

Up stairs, the first room entered, is Mrs. Edison's private sitting room, fronting on the lawn and presenting a fascinating medley of knickknacks, photographs, pictures, flowers and draperies.<sup>310</sup>

Plans to enlarge the Sitting Room were considered by the Edisons in 1903. Two architectural firms, Percy Griffin of New York City, and Allen & Collens of Boston, submitted drawings for the proposed changes.<sup>311</sup> The existing conditions of room were also documented in interior and exterior black-and-white photographs.<sup>312</sup> No work, however, was done at this time.

The architect finally hired for the project two years later, in 1905, was E.L. Tilton of New York City. Tilton prepared floor plans, a ceiling plan, and elevation drawings that were revised on April 15, 1905, and approved by Mrs. Edison on May 15, 1905. The drawings were entitled "Living Room—Residence for Mr. Thos. A. Edison—E.L. Tilton Architect—Hoggson Brothers Contracting Designers NYC."<sup>313</sup> A booklet was also made by A.H. Davenport Co. entitled "Sitting Room for Mrs. Thos. Edison," which contains four pages of color-washed elevation drawings and a floor plan.<sup>314</sup> The work appears to have been completed by December 1905, based

---

<sup>309</sup> Poole, "The Residence," pp. 93-96.

<sup>310</sup> Dickson and Dickson, *The Life and Inventions*, p. 355.

<sup>311</sup> The following drawings are in the collection of Edison NHS: blueprints by architect Percy Griffin of New York City, dated July 1, 1903, and entitled "Alteration and Addition to Library" (NPS catalog #116,331), and "Drawing for Interior of Library" (catalog #116,353); one blueprint by architect Allen & Collens of Boston, dated Aug. 3, 1903, and entitled "Proposed Ceiling Treatment Library" (catalog #114,445); and two undated color-washed elevation drawings on cardboard by Allen & Collens entitled "Suggestion for Treatment of Library (catalog #116,306) and "Perspective of Fireplace" (catalog #116,307).

<sup>312</sup> Six interior views, most likely taken in 1903, were found in 1962 in an envelope marked "Mrs. Edison Sitting Room Interior" (Shaw, "Progress Data," p. 4). This envelope was missing in 1984, although the photographs themselves are in the photographic collection of Edison NHS. Eight exterior photographs and 4 by 5 negatives, along with sketch plans and measurements, were also found at Glenmont in 1962 in an envelope marked "Sept 1903 Measurements Proposed Sitting Room and Carriage Porch" (Shaw). The envelope, drawings, and measurements could not be located in 1984; the photographs, however, are in the photographic collection of Edison NHS.

<sup>313</sup> Catalog #116,332-116,335. Edison NHS Archives.

<sup>314</sup> The booklet is undated, but shows the room as it was eventually constructed (catalog #116,302-116,305; Edison NHS Archives). Other undated elevation drawings by an unknown hand were executed in pencil on tracing paper and framed in cardboard. One details the picture window and bookshelves (catalog #116,309), another details one doorway and bookshelves (catalog #116,310), and another details a desk and the ceiling molding (catalog #116,311).

on the final bills from Hoggson Brothers dated December 16, 1905, and from E.L. Tilton dated December 19, 1905.<sup>315</sup>

The remodeling of 1905 doubled the size of the room by extending it over the porte-cochere, which was also rebuilt at this time. Photographs taken in 1907 show that certain features of the original room and its 1889 improvements were retained and reproduced for the new addition. These included the built-in bookcases, the dark figured wallpaper, the decorative contoured ceiling, and the electric wall brackets. The new room was considerably lighter than the old room had been, due to new windows installed in the north, east, and south walls. One of these was a large picture window overlooking the east lawn. Changes were also made to the fireplace mantel, and a new parquet floor was laid. The year 1905 is also when the sitting room began to be known as the "Living Room."<sup>316</sup>

The Living Room was altered again in 1923 under the direction of The Herter Looms. Their estimate, dated August 15, 1923, and final bill dated April 5, 1924, detailed the following work. The floor was refinished, the old wallpaper was replaced with plain painted canvas, the applied ceiling decorations were replaced by painted canvas, the fireplace mantel was altered, new bookshelves were built to the ceiling, and four electrical outlets were installed in the floor.

Detailed descriptions of the room's architectural features are found in the residence appraisals of 1921, 1924, and 1931. These are transcribed in the following sections on the room's architectural elements.

The last recorded painting of the room was in 1934 under the direction of Mrs. Renner. Few changes have been made since that time.

Less than two years before her death in 1947, Mrs. Edison offered the house for sale to Thomas A. Edison, Inc. In her letter to the company, dated December 31, 1945, she expressed her desire to preserve the Living Room as a memorial to her late husband:

Much of his [Thomas Edison's] work was performed in the large living-room on the second floor and I have kept it substantially as it was when he died. His desk, books, papers and other mementos of his activities have been preserved intact in the position and condition in which he left them.... It has always been my desire that Glenmont and its contents, particularly the

---

<sup>315</sup> It is not possible to determine the final cost of the Living Room remodeling, because Tilton and Hoggson also appear to have been involved with other improvements in the house. Tilton's bill, for example, is for architectural services in connection with the "new room, chambers, bath and electrical fixtures." Hoggson Brothers' bill, for "Additions, decorations & furnishings" and "Alterations in Living Room," totaled \$10,257.50.

<sup>316</sup> The name "living room" instead of "parlor" is said to have been actively promoted around 1910 by Edward Bok, editor of the magazine *The Ladies' Home Journal*. [Ref., Dr. Stanley Burns, ed., *Sleeping Beauty: Memorial Photography in America*, 1992]. It is clear from the documentation, however, that the Edisons' room was known by this name beginning in 1905.



living-room on the second floor, should be preserved as a memorial to my dear husband and his work....

In accordance with Mrs. Edison's wishes, virtually no changes were made to the Living Room by either Thomas A. Edison, Inc., or by the National Park Service. The room is open and interpreted to visitors today.

### Floor

The floor structure dates from two periods: 1880-81 and 1905. The floor in the west half of the room is original, dating to the original construction of the house in 1880-81. The floor in the east half of the room is later, dating to the enlargement of the room over the porte cochere in 1905.

The entire floor is finished with wood parquet applied to a jute backing. It is not known if the parquet in the west half of the room is original, or if the entire parquet floor was newly installed in 1905. There is no discernable difference in the parquet on the west and east sides of the room, suggesting the latter possibility.

The parquet floor was recorded by the residence appraisals of 1921 and 1924 as "792 Sq. ft. oak parquet flooring." The 1931 residence appraisal listed "720 [sic?] Sq. ft. oak parquet floor in Sitting Room."

A noticeable deflection of the floor in the southeast corner of the room was first documented in 1922. Six professionals were consulted on the seriousness of the situation, and their opinions were recorded in a letter from John Miller to Mrs. Edison dated March 24, 1922. Mr. Miller also commented on the problem in an entry of that same date in his notebook.<sup>317</sup> While the assessments of the professionals differed, it was generally agreed that there was no immediate danger of structural collapse. Mr. Miller finally surmised that the floor had been deflected for some time, based on an existing baseboard that had been cut to accommodate the floor slope. No remedial action appears to have been taken in 1922. Not until 1985 was structural stabilization work contracted by the National Park Service.

### Walls

The walls date from two periods of construction: 1880-81 and 1905. The earliest walls are in the west half of the room. The east end of the original room was wider than the rest of the room, creating a "jog" at the original north and south walls. The original exterior east wall was removed in 1905, when the room was enlarged to the east over the porte cochere. The existing north and south walls were extended at that time, and joined to a new east end wall. These later walls occupy the east half of the room.

The lower parts of the walls are covered with paneled wood wainscot and built-in bookcases. The wood paneling is in the middle of the south wall, and beneath the windows in the south and east walls. The paneling was described by the residence appraisals of 1921 and 1924 as "8 Lineal feet

---

<sup>317</sup> John V. Miller, "Miscellaneous Note Book No. 2 (21-07-01)." Edison NHS Archives.

4'9" oak wall paneling." The 1931 residence appraisal recorded this same paneling as "12 Lineal ft. 5'0" high, pine wall paneling." The bookcases are described in the section entitled "Bookcases."

The upper parts of the walls, where they are not obscured by bookcases, are smooth plaster covered with canvas. The canvas was installed in 1923 and is discussed in detail in the section entitled "Finishes." The upper walls near the ceiling are embellished with a picture molding and a ceiling cornice. The picture molding only was recorded by the 1931 residence appraisal, which listed it as "108 Lineal ft. 2" picture moulding."

### Ceiling

The ceiling dates from two periods of construction: 1880-81 and 1905. The original ceiling is in the west half of the room, and the later ceiling is in the east half of the room. Alterations were made to the original part of the ceiling in 1889, and to the later part of the ceiling in 1923. The ceiling retains its 1923 appearance today.

The ceiling as originally constructed in 1880-81 most likely had a smooth plaster finish and a center plaster medallion at the gas chandelier. The ceiling was altered by the Edisons in 1889, when it was applied with plaster decorations under the direction of Herter Brothers.<sup>318</sup> The plaster medallion may have been removed at this time, although a light fixture (described as an "electrolier" in 1891) was still suspended from the ceiling. The decorated ceiling, not including the electrolier, is documented by several photographs of the room taken in 1903 (figs. 137-39).

The size of the ceiling was doubled in 1905, when the room was extended to the east over the porte cochere. Few details of this job are documented, except for a steel ceiling beam and deafening material installed by carpenter Adolph Vogel. Vogel explained the ceiling beam to Mrs. Edison in a letter dated November 13, 1905:

In regards to #7 Bill, the part of it amounting to 31.96 for a steel beam placed to support the room above Living Room was done by my own judgement. As you were away at the time I had no one to consult and thought it would meet with your approval as it was for the welfare of the House.

The "deafening" material was also installed by Vogel in the "old part [of the] ceiling." This is recorded in a bill to the general contractor (Hoggson Brothers) dated November 18, 1905, and a letter to Mrs. Edison dated January 9, 1906.

The new portion of the ceiling was finished in 1905 with the same decorations as were on the old ceiling (which had been applied in 1889). A plan of the enlarged ceiling design was prepared by architect E.L. Tilton and approved by Mrs. Edison in 1905. It is certain that this finishing work was actually done, based on two later photographs of the room: one taken in 1907, the other in 1916 (figs. 140-41). The ceiling retained this appearance until 1923.

---

<sup>318</sup> The bill from The Herter Looms dated Oct. 14, 1889, describes the work as "Ceiling decorated incl. plasterwork." Edison NHS Archives.

Plans to remove the ceiling moldings were detailed in a work order by The Herter Looms dated August 15, 1923:

All plaster mouldings and hard finish, also upper members to cornice to be removed; The ceiling to be re-surfaced with a coat of white plaster (no mouldings) excepting new member to be run on cornice to make proper finish; New ceiling to be sized and covered with canvas, painted two coats and one coat of glaze....

A bill for this work is dated April 5, 1924. The earliest photographs showing the plain ceiling are dated 1947. No substantial changes have been made to the ceiling since 1923.

### Woodwork

The woodwork in the room was installed in three phases: 1880-81, 1905, and 1923. The earliest woodwork is in the west half of the room, and the 1905 woodwork is in the east half of the room. Two bookcases were extended to the ceiling in 1923, at the same time that alterations were made to the original mantel.

The woodwork was identified as "cherry" in the 1886 inventory, "oak" in the residence appraisals of 1921 and 1924, and "pine" in the 1931 residence appraisal. All of the woodwork was painted in 1923, so that none of the wood grain is visible today.

The earliest woodwork, which is in the west half of the room, was listed in the 1886 inventory as being "cherry." This included the original fireplace mantel and the bookcases.

### Doorways

The room has two original (1880-81) doorways: one in the west wall, the other in the south wall.

The west doorway leads to the front part of the Second Floor Hall (Room 214). It is trimmed by an architrave of classical design with dog-eared side members and a denticulate top member. The design of the door is unique to this room, having one large center panel bordered by six narrow panels. The door hardware includes a doorknob and two hinges incised with decorations.

The south doorway leads to the Owner's Bath (Room 204). It is identical in appearance to the west doorway, except that the opening is narrower. This doorway is unusual by having two doors: one on the Living Room side, the other on the bathroom side. The Living Room door is believed to be original, while the bathroom door is thought to have been installed in 1899-1900. The Living Room door was altered at this time by replacing the doorknob on the bathroom side with a recessed swivel latch. The reason for this was to enable the two doors to close without interference from two doorknobs. For more details on the bathroom door, see "Owner's Bath (Room 204): Doorways."

The two Living Room doorways were described by the residence appraisals of 1921, 1924, and 1931. The 1921 and 1924 appraisals both listed "2 1 panel decorated and side panels, S/S

[single swing] doors, frame, trim and hardware." The 1931 appraisal was more detailed, recording the larger doorway as "1 Door, 3'6" x 7'6" x 2", 7 panels," and the smaller doorway as "1 Door, 3'0" x 7'6" x 2", 7 panels."

### Windows

The Living Room has three sets of windows: W-201, in the south wall; W-202, in the projecting east-wall bay; and W-203, in the north wall. All date to the 1905 enlargement of the room. A bay window similar to window W-202 existed in the original (1880-81) east wall prior to 1905.

#### **South Window (W-201)**

A triple window is in the 1905 extension of the south wall. It consists of three pairs of side-hinged wood casement sashes below three transoms. The casement sashes are glazed with one pane of clear glass, while the transoms have clear and stained leaded glass. Eye-and-hook hardware enables both the casement sashes and the transom sashes to be held in the open position. The architrave trimming the window is similar in design to the original (1880-81) doorway architraves in the west and south walls. A wood-paneled seat beneath the window conceals a radiator.

The south window was described in the residence appraisals of 1921 and 1924 as "3 Pair 1 light casement sash, leaded-glass transoms, frames, trim and hardware." The 1931 residence appraisal was less accurate, recording "1 Triple [sic: double] mullion window, 2 [sic: 3] pair of casement sash, 3'0" x 4'6" x 1-3/4", 2 lights, full brass bolt, 1'6" leaded-glass transom."

#### **East Window (W-202)**

The second window is in the 1905 east end wall. It is a projecting bay window, composed of one large picture window flanked by two smaller angled windows. The center picture window is surmounted by three transom sashes, and the side windows have one transom each. The side windows have side-hinged wood casement sashes. The picture window and casement sashes are glazed with single sheets of clear glass, and the transom sashes are glazed with clear and stained leaded glass.<sup>319</sup> Like the south window, the architrave is similar in design to the original doorway architraves at the west and south walls. A wood-paneled seat beneath the window conceals a radiator.

The east window is listed in the residence appraisals of 1921 and 1924 as "1 9' x 4'6" plate glass stationary observation sash, with 3 transom lights, frame, trim and hardware" and "2 1 light plate glass wing end casement sash to match above, with transom heads, frames, trim and

---

<sup>319</sup> Thomas Edison noted a problem with the original glass installed in the picture window in a handwritten letter to architect Tilton dated Dec. 12, 1905: "I want to call your attention to the fact that the large plate glass in front has a striation clear across it." [Ref., Shaw, "Progress Data," p. 36. Research in the vault of the Edison NHS Archives in 1984 failed to locate the letter.] The glass appears to have been replaced, because no striations are evident today.

hardware." The 1931 residence appraisal recorded the window as "1 Fixed sash, 9'0" x 6'6", 1 light, 2 casement side sash, 1'4" x 4'6", 1 light and 1'6" transom, 1 light."

### North Window (W-203)

The third window is in the 1905 extension of the north wall. It consists of three window openings set in the upper wall above the built-in bookcases. The three side-hinged wood casement sashes are glazed with clear leaded glass and a thin amber glass border. The architrave is similar in design to those of the south and east windows, which in turn duplicate the original (1880-81) architraves of the west and south doorways.

The north window is listed in the residence appraisals of 1921 and 1924 as "3 Leaded glass S/S [single swing] wall sash, frames, trim and hardware." The 1931 appraisal recorded "3 Hinged sash, 3'0" x 3'6", leaded glass light, full brass bolts."

Extensive repairs were made to the casement sashes by the National Park Service in 1967. The work was described by restoration specialist Gordie Whittington in a log book entry dated January 19, 1967: "Leaded glass removed from deteriorated sash, Room 205, and installed in new sash. The sash are of the casement type...."<sup>320</sup>

### Fireplace

A fireplace is at the west end of the room's north wall. It is an original feature dating to 1880-81. Changes appear to have been made to the mantel in 1889; documented alterations were also carried out in 1923. The fireplace is unchanged today from its 1923 appearance.

The existing mantel is a classical design with side pilasters supporting a low shelf. A prominent decorative feature is an applied draped garland-and-wreath motif between the fireplace opening and the shelf. The hearth and the face of the fireplace opening are finished with green-glazed ceramic tiles shaped like bricks. The interior of the fireplace has a metal liner in a raised-relief basket-weave design. The wall above the shelf and up to the ceiling is paneled with decorative woodwork. This woodwork features two fluted pilasters, one large center panel, and six narrow border panels. The paneling is similar to the design of the original west and south doors.

The fireplace as it was originally constructed in 1880-81 differed by having a higher shelf, shorter paneling, and no garland motif. It may also have had shelves and a mirror similar to the fireplace in the Library (Room 104) and in Mr. Theodore's Room (Room 206). The presence of shelves and a mirror are documented by two sources. The bill from Pottier & Stymus dated February 8, 1884, notes lining the back of the "Etagerie Mantel, Sitting Room." A later inventory of the house dated January 20, 1886, also listed the "Sitting Room" as having "1 Carved cherry mantel shelves & cupboards mirror."

---

<sup>320</sup> Gordie Whittington, log book "Building No. 10: Mar. 7, 1966 - Dec. 30, 1968," entry for Jan. 19, 1967. Maintenance Office files, Edison NHS.

The early fireplace mantel is seen in a photograph of the room taken in 1903 (fig. 139). It is apparent from the photograph that the mantel was at that time lacking an etagere and mirror above the mantel shelf. These may have been removed in 1889, when other alterations were made to the room under the direction of Herter Brothers. It is also possible, however, that the built-in shelves on either side of the fireplace (used today as bookshelves) were originally considered to be part of the fireplace mantel.

Alterations were made to the mantel in 1923 under the direction of The Herter Looms. Their work order, dated August 15, 1923, describes the following changes:

Lowering shelf of mantle [sic];

Installing new straight carved panel across the front of mantle above tiling;

Lengthening the pilaster and enlarging panel over mantle [sic].

The mantel was also painted for the first time in 1923. The Herter Looms billed for their work on December 3, 1923, and again on April 5, 1924. The work appears to have been carried out as specified, based on the existing appearance of the mantel today.

The fireplace was described by the residence appraisals of 1921, 1924, and 1931. The 1921 and 1924 appraisals both listed "1 8' mantle [sic], paneled head, mantle [sic] shelf, glazed brick facings and hearth, Complete. The 1931 appraisal was more detailed, recording:

1 Mantel, 8'0" wide, metal lined fireplace, 4'0" x 3'0", glazed brick facing and hearth, pine shelf, 12" ornamental frieze, 10" pilasters, 4'0" high, pine paneled top section

### Bookcases

The room has built-in wood bookcases on all four walls. They were installed in 1880-81, 1905, and 1923. All are similar in style, with open shelves and corner pilasters. The bookcases were painted for the first time in 1923.

The earliest bookcases, which may be as early as 1880-81, are in the west half of the room at the lower north, west, and south walls. Pottier & Stymus may have been referring to the bookcases when they noted lining the "Backs of top Cases of Sitting Room" and the "Doors of Bottom of Cases" in their bill dated February 8, 1884. The inventory of January 20, 1886, also recorded the "Sitting Room" as having "Cherry book cases, shelves, cupboard, & c. (1 pane of glass broken)." The earliest photographic documentation of the room, dated 1903, shows the bookcases on the west side of the room as they exist today, except that they were unpainted. No documentation has been found of any changes to the bookcases between the years 1886 and 1903. Herter Brothers renovated the room in 1889, but no mention was made of the bookcases in their bill dated October 14, 1889.

New bookcases resembling the old bookcases were installed in the enlarged room in 1905. These are in the east half of the room, at the lower parts of the north and east walls. They may have

been built by carpenter Adolph Vogel, who is known to have worked on other aspects of the job. The earliest photographs of the new bookcases are dated 1907 and 1916 (figs. 140-141).

Two new bookcases were built on top of the 1905 north-wall bookcases in 1923. The work was done by The Herter Looms, according to their work order dated August 15, 1923, which specified: "Book shelves to be built to ceiling on wall between mantle [sic] and bay window." The job was billed on December 3, 1923, and again on April 5, 1924.

The bookcases were described by the residence appraisals of 1921, 1924, and 1931. The 1921 and 1924 appraisals both listed "65 Lineal feet oak bookcase and shelving 4'9" high, 12" deep ...complete with base and cap." The 1931 appraisal recorded "52 Lineal ft. pine bookcase, 4'6" high, 4 shelves, paneled back...[and] 8 Lineal ft. 4'0" high pine bookcase."

### Reference Desk

A built-in reference desk is located in the south wall's jog. This may be an original feature, based on its location in the old portion of the room. It is visible in the earliest-known photographs of the room dated 1903.

Features of the desk include a sloped top above an open shelf, below which are paired doors with two vertical panels each. The right (north) door is cut in half, with the top portion hinged and the bottom portion fixed in a closed position. This false door conceals a "secret compartment" that can be accessed through one of two panels (with concealed hinges) on the north side of the desk.

The desk was described by the 1921 and 1924 residence appraisals as "1 standing reference desk." The 1931 residence appraisal recorded the desk as a "slope top cupboard section [of the bookcases], 4'0" x 3'6" x 2'0["]".

### Cabinet

A built-in cabinet is located in the north wall's jog. This may also be an original feature, based on its location in the old portion of the room. The cabinet is visible in the earliest-known photographs of the room dated 1903.

The cabinet is the same design as the adjacent bookcases. The interior differs, however, by having one top narrow shelf and two hinged doors. The doors are situated one over the other; each is hinged along its bottom edge and has a key latch at the top.

No description of the cabinet exists in the residence appraisals of 1921, 1924, or 1931. This may be because it was considered to be part of the bookcases.

### Finishes

The plaster walls and ceiling have an applied canvas finish dating to 1923. The walls, woodwork, and ceiling cornice are painted green with gold highlights; the flat portion of the ceiling is white. The last recorded painting of the room was in 1934.

The room's original finishes are documented in a bill from Pottier & Stymus dated May 7, 1882. The bill notes "papering walls" and "decorating ceiling" of the second-story "Sitting Room." No details are known of the early wallpaper and decorative ceiling designs.

The Edisons changed the original decorative scheme in 1889, under the direction of Herter Brothers. The estimate from Herter Brothers dated March 11, 1889, proposed in part "Walls papered with fine French wall paper" and "Decorating Ceiling and Frieze including plaster relief." This appears to have been done, based on Herter Brothers' bill of October 14, 1889, that included "Walls papered with French velvet paper" and "Ceiling decorated incl. plasterwork."

No samples of the velvet wallpaper hung in 1889 have survived, and the decorated ceiling was made plain in 1923. The appearance of the wallpaper and ceiling treatment, however, is documented by two sources. A description of the room written in 1891 provides a clue as to the possible wallpaper colors: "In [the Sitting Room] prevail the rich warm tones of terra-cotta, paling from deep shades to those of red cream."<sup>321</sup> The wallpaper itself is also shown in several black-and-white photographs of the room taken in 1903. The wallpaper covers the walls from the top of the bookcases to the bottom of the ceiling cornice. It has a dark-color background with a lighter, large-scale floral design; there is no border design.

The ceiling is shown in the 1903 photographs as being completely covered with curved moldings applied to the flat ceiling surface. The moldings are arranged in large overlapping circles to form an intricate geometric design. The entire ceiling, including the ceiling cornice, appears to be painted a monochromatic light color. The room's woodwork (bookcases, doors, etc.) appears to be unpainted, based on its dark color and visible wood grain.

The Edisons were apparently fond of the room's 1889 finishes, because they used the same wallpaper and ceiling moldings again in 1905 when the room was enlarged. This is documented by two photographs taken after the remodeling: one dated 1907, the other dated 1916 (figs. 140-41). The woodwork remained unpainted at that time.

The room was completely redecorated in 1923, under the direction of The Herter Looms. The work done then is detailed in a work order dated August 15, 1923:

#### Ceiling

All plaster mouldings and hard finish, also upper members to cornice to be removed;

The ceiling to be re-surfaced with a coat of white plaster (no mouldings) excepting new member to be run on cornice to make a proper finish;

New ceiling to be sized and covered with canvas, painted two coats and one coat of glaze.

---

<sup>321</sup> Poole, "The Residence."



Walls

Side walls present material to be removed, plaster repaired, canvased and painted two coats and one coat of glaze.

Woodwork

All woodwork present finish removed and painted three coats and one coat of glaze;

Scrapping [sic] present woodwork and repainting soft Louis XVI green;

Gold bronze powder to be rubbed into moulding;

Floor to be scrapped [sic] and refinished....

The job was presumably carried out as specified, based on invoices for the work dated December 3, 1923, and April 5, 1924.<sup>322</sup> The earliest photograph showing the room in its redecorated state, with plain walls and painted woodwork, is dated 1929 (fig. 142).

Confirmation that the woodwork was painted green in 1923 is provided by a microscopic analysis of the paint.<sup>323</sup> This indicates that the woodwork was first primed with a white-color paint and then painted green. The canvas walls were also painted white and then finished with a cream or a pale yellow-color paint.<sup>324</sup> No paint samples were examined from the ceiling or ceiling cornice.

The room has been repainted only once since 1923. This was done in 1934, three years after Thomas Edison's death, under the direction of Mrs. Renner. Two color samples were first submitted to Mrs. Edison for approval. One was a large sheet of cardboard painted green and dated March 1934.<sup>325</sup> The other was a sheet of wood with an attached molding painted green and gold.<sup>326</sup> The latter was approved and marked on the back with "OK Edison." The progress of the work is documented in several letters from John Miller and Mrs. Renner to Mrs. Edison. Excerpts from these letters are transcribed below:

March 8, 1934: The Living room is progressing well and I think will look fine when completed.

---

<sup>322</sup> The residence appraisals of both Feb. 1921 and May 1924 described the room's finishes as being "Paint stain varnish and tapestry [sic] wall hangings." There is little doubt, however, that the 1924 appraisal was in error.

<sup>323</sup> Paint samples P073, P074, and P075 were removed from the bookcases.

<sup>324</sup> Paint samples P071 and P072 were removed from the walls.

<sup>325</sup> Edison NHS catalog #119,902.

<sup>326</sup> Edison NHS catalog #119,901.

March 19, 1934: I am going out to the house to supervise the guilding [sic] in the Living Room as the painting there is practically finished.

March 27, 1934: I am going out tomorrow to have all the books put back in place so that we can get the floor of the Living Room finished.

It is apparent from the existing appearance of the room today that Mrs. Renner painted the walls the same color as the woodwork in 1934.<sup>327</sup> The microscopic paint analysis also indicates that the woodwork was repainted the same shade of green as had been used in 1923.

No documented changes have been made to the room's painted finishes since 1934.

### Lighting System

The room has six light fixtures mounted to the walls. An early chandelier is missing today.

#### **Wall Light Fixtures**

The six wall-mounted light fixtures are on the north, south, and east walls. Two flank the fireplace at the north wall; one each is in the jogs at the north and south walls; and two are in the east bay. All six fixtures are of the same simple design, with two lights held in an upright position. The entire fixture is made of a brass-color metal.

The lights may be operated individually by switches at the fixtures, or in unison by a push-button switch north of the hall doorway. The push-button switch did not exist in 1903, based on photographs of the room taken at that time. It may have been installed in 1923 at the same time as another push-button switch on the opposite side of the doorway (see "Missing Light Switch"). Both the push-button switch and the wall light fixtures were rewired in 1968.

The Living Room fixtures are some of the earliest light fixtures in the house, having been installed between 1891 and 1903. This is based on the inventory of 1891, which does not mention the fixtures, and photographs of the room dated 1903, which show them in place. No records have been found of the original installation. Two of the fixtures were apparently moved in 1905 to the relocated east wall.

The wall fixtures were described by the residence appraisals of 1921, 1924, and 1931. The 1921 and 1924 appraisals both listed "6 2 light cast bronze brackets." The 1931 appraisal recorded "6 Brass sconces, 2 candle lights."

While the fixtures themselves have remained unchanged over the years, different treatments have been used for shading the light bulbs. The photographs of 1903 show the large bulbs as exposed. The furniture, however, is shrouded with sheets, suggesting that the shades may have been in safe storage. A later photograph dated 1907 shows each bulb screened by an opaque tulip-shaped

---

<sup>327</sup> A similar approach was taken the following year (1935) in the Dining Room. See the discussion of that room (Room 115) for details.

glass shade. These were replaced in 1923 by "double screens" supplied by The Herter Looms at a cost of \$12.50 each, according to their bill dated April 5, 1924. These screens were described by the 1931 residence appraisal as "6 Parchment bracket light shades." They exist in the room today.

Light bulbs recommended for use in the wall fixtures in 1927 were "12- 25 watt A-19 Inside Frost MAZDA Lamps." These were described in a "Lighting Recommendations" report conveyed to Mrs. Edison on February 14, 1927. Light bulbs known as "Candle lights," however, appear to have been in use in 1931, based on the residence appraisal made in that year.

### **Early Missing Chandelier**

The room appears to have had an early gas chandelier. This was described in the inventory of 1886 as a "Chandelier, 6 burners, drop centre."

An electric chandelier was listed in the room in the inventory of 1891 as "1 Electrolier." Whether this was the original gas chandelier that had been electrified for the Edisons in 1887, or a new electric chandelier, is not known. No sketches or photographs of either chandelier are known to exist.

The chandelier may have been removed by 1903, because it is not seen in the photographs of the room taken at that time. It may have been replaced by the previously described wall light fixtures that were installed sometime between 1891 and 1903.

### **Missing Light Switch**

A second push-button switch was formerly at the west wall, south of the doorway to the hall. In its place today is an unpainted plaster patch. It is not known what electrical equipment the switch operated.

The switch may have been one of two that were installed in 1923 under the direction of The Herter Looms (work order dated August 15, 1923). The switch was extant in the room in 1931 when it was listed in the residence appraisal as one of "2 switches." It is also shown in photographs of the room taken in 1947. No records have been found documenting the removal of the switch. It appears to have been missing by 1968, due to its absence in a rewiring plan of that date.

### **Electrical Outlets**

#### **Baseboard Outlets**

The room has seven electrical outlets in the baseboard. Four of the outlets are duplex receptacles, while three are double duplex receptacles. Two outlets are in the original portion of the room and five outlets are in the 1905 addition. No documentation has been found on the installation of these outlets. It is certain, however, that those in the original room are no earlier than 1887 when the house was first electrified, and those in the addition are no earlier than 1905 when the room was enlarged. All seven outlets existed by 1931, when the residence appraisal recorded the room as having "7 Base receptacles." They were rewired in 1968.

The two outlets in the original portion of the room are in the north wall, on either side of the fireplace. The outlet on the west side of the fireplace is a duplex receptacle, and the outlet on the east side of the fireplace is a double duplex receptacle.

The five outlets in the 1905 addition are in the south, east, and north walls. One is beneath the window in the south wall, two are in the vicinity of the east bay, and two are in the north wall. The three outlets in the south and east walls are duplex receptacles, and the two outlets in the north wall are double duplex receptacles.

### **Floor Outlets**

Electrical outlets may have been installed in the floor in 1923 under the direction of The Herter Looms. This is based on the work order for the Library dated August 15, 1923, which specified "installing four floor plugs and two switches."

It is not known, however, if floor outlets do in fact exist. No such outlets were recorded by the residence appraisal of 1931. Furthermore, no outlets were visible when this report was researched in 1984, due to the presence of two large carpets that cover most of the floor.

### **Annunciator System**

#### **Call Buttons**

The Living Room was served by the Edisons' annunciator system. Two call buttons are mounted to the north side of the architrave of the hall doorway. They are aligned vertically in a single brass-color back plate. Both are finished with a material that resembles mother-of-pearl.

One button rang to the main annunciator board in the Kitchen (Room 107); the other rang to the smaller annunciator board in the service portion of the third-story hall (Room 311). The buttons are not marked, but the annunciator boards in the Kitchen and in the third-story service hall have stations designated for the Living Room. The lower button presumably rang to the first-story Kitchen, while the upper button rang to the third-story service hall. Neither button is operational today.

The age of the call buttons is not known. One button existed in 1889, based on a letter from Edwards & Co. dated September 14, 1889, that mentioned a button in the "Sitting Room" that rang "to annunciator in Kitchen." A photograph of the room taken in 1903 shows the back plate in its present location at the hall doorway, but the number of buttons is not clearly visible.

#### **Signal Bell**

A signal bell existed in the Living Room at one time, which was activated by a button in the Owner's Room (Room 203). The signal bell is missing today, although it was most likely similar in appearance to the existing bells in Theodore Edison's bedroom (Room 206) and in Charles Edison's bedroom (Room 300). The former location of the bell in the Living Room is unknown.

No documentation has been found on the installation and/or the removal of the signal bell. It is certain that one existed, based on the button in the Owner's Room labeled "Living Room." The room began to be known by this name in 1905, suggesting that the signal bell was installed in 1905 or later.

### Heating System

The external appearance of the heating equipment in the Living Room is unchanged today from its appearance in 1905. The present system of forced hot air, however, dates to the modernization of the heating system in 1968. A thermostat at the north wall, east of the fireplace mantel, was also installed in 1968.

Nothing remains of the room's original heating equipment. This was most likely a grate in the wall that supplied steam-heated air. It was probably removed when the room was enlarged in 1905.

A new system for heating the room was installed in the newly enlarged room in 1905. This system included steam radiators and steam pipes that were concealed in vented wood enclosures. The radiators were at the south and east walls, beneath the windows. Their wood enclosures projected outward from the wall similar to window seats, and were vented at both the base and top surfaces. A steam pipe was beneath the north bookcase, beneath the window. It was vented by metal grilles at the baseboard level.

An assessment of the heating system in 1921 found that the room was being supplied with 190 units of heat, which was 10 units less than the 200 units theoretically required. These numbers were conveyed from R.W. Kellow to Mrs. Edison, in a letter dated January 25, 1921.

The heating equipment was described in the residence appraisal of 1931 as including "21 Lineal ft. metal lined pine radiator enclosure with grille vents" and "31[?] Wall radiators, Sitting Room."<sup>328</sup>

The steam radiators and steam pipe heated the Living Room from 1905 until 1968. In 1968, the radiators and steam pipe were replaced by sheet-metal ductwork for the new hot-air system. The new system utilized the existing historic radiator enclosures and grille vents. The old radiators and steam pipe are believed to have been discarded at this time.

### Air-Conditioning Equipment

The Living Room had air-conditioning equipment by 1934. This is based on a telegram from I.W. Walker to Mrs. Edison, inquiring about the "removal of two air conditioning machines in living room." Mrs. Edison's penciled reply on the telegram was "Do not want machines removed. All well."

---

<sup>328</sup> The room was referred to elsewhere in the 1931 appraisal as the "Living Room."

The air-conditioning machines may have been installed in the Living Room in 1931.<sup>329</sup> A work order from Thomas A. Edison, Inc., dated August 31, 1931, specifies "L & M [labor and maintenance] to cover electrical work necessary in connection with electrical installation of Frigidaire Room Coolers at 'Glenmont'."

The air-conditioning machines are missing from the room today. It is not known when the air conditioners were removed, nor where in the room they had been located. No air conditioners are visible in photographs of the room taken in August 1947, suggesting that they had been removed by that time. Two "Frigidaire" compressor motors do, however, survive in the cellar (Room B6). These may have been connected at one time to the air-conditioning machines in the Living Room.

### Fire-Protection System

The Living Room is protected today by two ceiling-mounted Pyrotronics smoke detectors. These were installed in 1978 as part of an integrated fire-protection system for the house.

One "Pyrene fire extinguisher" was in the room during the Edison years, according to the furnishings appraisals of 1921, 1924, and 1930. The fire extinguisher is missing today.

### Security System

The burglar-alarm system installed at Glenmont in 1889 included connections for all of the windows in the "Sitting Room," as described in a letter from Edwards & Co. to Charles Batchelor dated September 14, 1889. These connections were no doubt removed, along with the windows themselves, when the room was enlarged in 1905. No burglar-alarm connections are known to have been installed at the new windows in 1905.

---

<sup>329</sup> Josephson says in his book *Edison* that an air-conditioning machine was installed in Edison's bedroom in the summer of 1931. No documentary evidence has been found, however, to substantiate this claim.



Figure 137. Living Room (Room 205), looking southwest, 1903.



Figure 138. Living Room (Room 205), looking west, 1903.






Figure 139. Living Room (Room 205), looking northwest, 1903.



Figure 141. Living Room (Rg 205), looking northeast, circa 1916.



Byron N.Y.  
24285

Figure 140. Living Room (Room 205), looking northeast, 1907.



Figure 142. Living Room (Room 205), looking northeast, 1929.



Figure 143. Living Room (Room 205), looking northwest, 1947.



Figure 144. Living Room (Room 205), east end of north wall, 1947.



Figure 145. Living Room (Room 205), northeast corner, 1947.



Figure 146. Living Room (Room 205), southeast corner, 1947.





Figure 147. Living Room (room 205), looking southwest, 1947.



Figure 148. Living Room (Room 205), looking northwest, 1960.



6780

10-21-60

Figure 149. Living Room (Room 205), looking northeast, 1960.



Figure 150. Living Room (Room 205), looking east, 1960.



Figure 151. Living Room (Room 205), looking southwest, 1960.

## Mr. Theodore's Room (Room 206)

### General Description

Mr. Theodore's Room is the northeast corner bedroom. Its dimensions were recorded by the 1931 residence appraisal as being 16 feet by 18 feet. It has a closet at the north side of the west wall.

Madeleine Edison Sloane explained in a taped tour of the house in 1973 that four of the Edison children had claimed this room as their own. She said:

My sister, Marion, had it first, then I had it, then my brother Charles, then my brother Theodore. I guess we preferred it because it isn't as overpowering as the other room. It has a nice view and there's a porch....

Theodore Edison is believed to have been in this room by 1913, based on a bill dated May 31, 1913, for three pairs of new curtains in "Theodore's Room."<sup>330</sup> The residence appraisals of 1921, 1924, and 1931 called the room "Mr. Theodore's Room"; the furnishings appraisals of 1921, 1924, and 1930 called it "Mr. Theodore Edison's Room." By 1937 and 1947, however, the furnishings appraisals simply listed "Northeast Room."

The earliest documentation of the room is found in a bill from Pottier & Szymus dated May 7, 1882. The bill notes "painting sidewalls," "decorating ceiling," and supplying "1 Ash Medicine Closet & Mirror over Basin" in the second-story "Room over Library."

Few alterations have been made to the room's early architectural features, with the following exceptions. An electric chandelier was installed sometime between 1887 and 1891; the ceiling was redecorated in 1900; a wall-mounted light fixture was added sometime between 1921 and 1924; and two new wall-mounted light fixtures replaced earlier fixtures sometime between 1927 and 1931. Plans to install a new private bathroom off the bedroom were proposed in 1905 and 1907, but were never carried out. Not until 1940 was a new bathroom addition (Room 207) constructed on the north roof deck off the bedroom. One window was converted to a doorway at that time, a corner lavatory was removed, and the green walls were painted pink.

The room retains its 1940 appearance today. It is open and interpreted to visitors.

### Floor

The floor is composed of plain wood floorboards 2 1/4 inches wide, with a dark brown resinous finish. The floorboards are believed to be original (1880-81). They were described by the residence appraisals of 1921 and 1924 as "306 Sq. ft. Georgia pine combgrained flooring."

---

<sup>330</sup> The room had three windows prior to 1940.

### Walls

The room's walls date to the original construction of the house in 1880-81. The walls are straight except at the southwest corner, where the wall bulges into the room to accommodate the stair to the third story in the adjacent hall (Room 214).

The walls are finished with smooth plaster and trimmed with a baseboard, picture molding, and ceiling cornice.<sup>331</sup> The 1921 and 1924 residence appraisals described the trim as "53 Lineal feet base, moulding and floor member" and "70 Lineal feet picture moulding." Different dimensions were listed in the 1931 residence appraisal as follows: "62 Lineal ft. 10" oak baseboard" and "68 Lineal ft. 2" picture moulding." The reason for the discrepancy in the measurements is not known.

Paper is believed to have been first applied to the walls in 1940. See the section on "Finishes" for more details.

### Ceiling

The ceiling is flat, except for a plaster medallion in the center of the room for the chandelier. The flat portion of the ceiling is plaster covered with decoratively painted canvas.

Only the flat plaster ceiling is believed to be original (1880-81). The center medallion was most likely installed at the same time as the chandelier—between 1887 and 1891. The ceiling canvas was hung and decoratively painted in 1900. For more details on the chandelier and the painted canvas, see the sections entitled "Lighting" and "Finishes."

### Doorways

The room has three doorways dating to 1880-81 and 1940.

#### **Original Doorways**

Two of the doorways, both in the west wall, are original (1880-81). The doorway at the south end of the wall connects with the Second Floor Hall (Room 214); the doorway at the north end of the wall opens onto the closet. Both doorways are identical in appearance, having molded architraves with bull's-eye corner blocks, five-panel doors, doorknobs, and hinges with incised decorative detailing.

The doorways were described by the residence appraisals of 1921, 1924, and 1931. The 1921 and 1924 appraisals recorded "2 5 panel S/S [single swing] doors, frame, trim and hardware." The 1931 appraisal listed each doorway as having "1 Oak door, 2'8" x 7'6" x 2", 5 panels."

---

<sup>331</sup> The picture molding was installed in 1900, according to a bill from E. W. Peckham dated July 2, 1900. Edison NHS Archives.

### Later Doorway

A third doorway, at the west end of the north wall, was installed in 1940. It was enlarged from an original window opening to connect with the new north bathroom addition. Although no specific descriptions have been found of the doorway work, other aspects of the bathroom addition are documented by several bills dated April and May 1940. (See the section "Northeast Bathroom: Room 207" for details).

The doorway retains its original window architrave. Later elements dating to 1940 include a plain wood panel filling in the upper portion of the opening, and a single-swing door with one large pane of frosted glass, three hinges, and a doorknob.

### Windows

Two of the room's three original (1880-81) windows survive in the room today. One window (W-204) is in the center of the east wall; the other (W-205) is at the east end of the north wall. A third window, at the west end of the north wall, was converted to a doorway in 1940.

The two windows are unchanged from their original construction in 1880-81. Window elements include molded architraves with bull's-eye corner blocks, wood panels below the window openings, one-over-one, double-hung sashes, and stained-glass transoms.

The former window opening retains its original architrave. The lower wood panels, window sashes, and stained-glass transom were removed when the window was converted to a doorway in 1940.

All three windows were intact in the room when they were recorded by the residence appraisals of 1921, 1924, and 1931. Nevertheless, the 1921 and 1924 appraisals seem to have been in error by listing only two windows, which were described as "2 [sic] 2 light Double Hung sash, D/S [double strength] glass, frame, trim and hardware."<sup>332</sup> The 1931 appraisal was more accurate, recording "3 Double hung windows, 3'0" x 7'0" x 1 5/8", 2 lights, paneled base."

### Fireplace

The room's original fireplace is centered at the south wall. It is noteworthy for being one of only two fireplaces in the house that retains its original etagere mantel. It is also unusual for having three "secret" drawers.

The fireplace hearth is paved with ceramic tiles having a floral design in colors of yellow, dark red, and dark green. The fireplace opening is also finished with tiles framed in a brass-color metal. These tiles are a different design than the hearth tiles, featuring white flowers on a blue background. The interior walls of the firebox are lined with sheet metal in a raised-relief pattern.

---

<sup>332</sup> It is certain that the room had three early windows, based on an exterior photograph of the house (fig. 6) taken circa 1884-90, which shows all three windows extant.



The mantel is wood, with seven raised panels above the fireplace opening (see fig. 156). Three are single panels, and four are two pairs of smaller panels, aligned one over the other. The three eastern panels (on the left side) are "secret" compartments designed to open as drawers.<sup>333</sup>

A three-part etagere sits on top of the mantel shelf. The etagere has a center arched section, a back mirror, and two side curio cabinets. Each cabinet has a glazed side-hinged door, a back wall lined with a green velvet-like material, and one shelf. A small balustrade trims the top of the etagere.

The earliest documentation of the fireplace is found in the bill from Pottier & Stymus dated February 8, 1884, which notes "Lining back of Etagere, Mantel, Room over Library." It is not known if the green material lining the etagere today is the same material installed in 1884.

The later inventory of 1886 described the fireplace in the "Bedroom over Library" as having "1 Birch & B.E. [bird's eye] Maple Mantel pcs. [pieces] with closets and shelves, mirror" and "1 Brass basket grate; brass & polished steel & c."

Later descriptions of the fireplace are provided by the residence appraisals of 1921, 1924, and 1931. The 1921 and 1924 appraisals both listed:

1 5' maple mantel, cabinet top, beveled plate glass mirror, tile facing and hearth in brass frame.

The 1931 appraisal was more detailed, recording:

1 Mantel, 6'0" wide, pine shelf and ornamental frieze, metal fireplace, tile facing and hearth, upper section 2'6" high, with center mirror and 2 end cupboards, with glazed doors.

The earliest photographs of the fireplace were taken in 1947 (fig. 154). These show the fireplace as being unchanged from its appearance today.

### Closet

A long, narrow closet is at the west end of the room, in the north corner. It is thought to be an original feature dating to 1880-81. It definitely existed by 1905, based on specifications of that date that called for "take[ing] down the present closet partition in the Chamber...."<sup>334</sup> The partition, however, was never removed.

<sup>333</sup> One of these is a single panel, and two are a pair of smaller panels. The single-panel drawer is operated with a key latch, as is the upper-panel drawer of the pair. The lower-panel drawer of the pair is opened by first removing the upper drawer. It is not known if the drawers are an original feature of the mantel or a later modification.

<sup>334</sup> E.H. Harrison & Bro., "Specification of The Carpenter Work and Materials Necessary for the Building of a Second Story Extension for a Bath Room...", Feb. 23, 1905. Edison NHS Archives.

The closet interior features a built-in cabinet at the south wall, composed of three shelves concealed by two side-hinged doors. Below this cabinet are three large drawers. Clothes hooks attached to two rows of wood boards are on the north, east, and west walls. The hooks in the lower row are brass, while the hooks in the upper row are wire. A metal pole, which spans the entire length of the closet, is mounted to the north and south walls near the ceiling. Its height, which is not easily accessible, suggests that it was used for the storage of off-season clothing.

The closet was listed in the residence appraisals of 1921, 1924, and 1931. The 1921 and 1924 appraisals simply recorded "1 Wardrobe closet." The 1931 appraisal was more detailed, describing the closet's measurements as being 3 feet by 10 feet, and its other features as "1 Oak door, ...26 Lineal ft. oak baseboard [and] Hooks, rods and cupboard."

The closet is little changed today from its appearance in 1931, except for its pink-painted walls and ceiling. The pink paint is thinly applied, however, and a blue-green color paint is visible beneath it on both the walls and ceiling.

### Finishes

The room's finishes include a varnished floor, painted wallpaper, painted plaster, varnished woodwork, painted woodwork, and painted canvas. A summary of these finishes follows:

- varnish: on the floor of the room and closet, and on the woodwork inside the closet only;
- pink paint: on the room's papered walls, the closet's plaster walls and ceiling, the doors, and the metal heat register; also on the fireplace mantel and etagere (with cream-color accents);
- cream-colored paint: on the room's baseboards, doorway and window architraves, and ceiling medallion;
- multi-color bands: on the room's ceiling cornice, which is painted in ascending bands of pink, blue-green, cream-ivory, light blue, and cream-ivory; and
- decoratively painted canvas: on the room's ceiling (design is a decorative floral border on a background of light blue).

The room had achieved this appearance by the time it was photographed in 1947. The pink scheme and painted woodwork are believed to date to 1940.

The earliest documentation of the finishes is the bill from Pottier & Stymus dated May 7, 1882. This described "painting sidewalls" and "decorating ceiling" of the "Room over Library." The wall paint color appears to have been beige, according to the microscopic examination of a paint sample removed from the wall.<sup>335</sup> No details are known of the original ceiling design, except for a general description by the Dicksons in 1892, who noted that all of the second-story ceilings were

---

<sup>335</sup> Paint sample EDIS 10 P076.

"painted with designs of flowers and cupids, after the joyous French fashion."<sup>336</sup> This decorative design may survive beneath the existing canvas.

E.W. Peckham is believed to have worked on the room in 1900, which he labeled as the "Guest Room" in his estimate and bill dated July 2, 1900. This document describes the following work:

GUEST ROOM. Ceiling and side walls to be cleaned. All cracks to be cut out and filled, and necessary mason work attended to. Ceiling to be lined with canvas. Flower border painted on ceiling as shown by sketch [missing]. Side walls painted in oil. Picture moulding to be furnished and put up. Wood work to be cleaned. All necessary carpenter work, tightening floors, etc., to be attended to.

This may be the same painted ceiling that Madeleine later remembered watching the painter execute when she was a girl:

I felt a proprietary interest in the ceiling of this room because it is hand painted and I watched the man do it.<sup>337</sup>

The wall paint color may have been changed from beige to a blue-green at this time, based on the results of the microscopic paint analysis.

Painters Smith & Blatherwick billed the Edisons on May 1, 1909, for "Cleaning ceiling in 2nd Flr. Bdrm, retinting & touching up Decorations & painting walls two coats." They may well have been referring to the bedroom over the library.

The Misses McKey submitted two estimates to Mrs. Edison dated August 1 and October 1, 1927. These proposed the following work for the "North-east bed-room":

August 1, 1927. All cracks pointed up with plaster, given one coat of shellac; finished with [sic] two coats of flat paint, stipple finish; color a soft green, to be selected.

October 1, 1927. Restoring of frescoed ceiling to match part painted.

No records have been found, however, to indicate that this work was actually done.

The room appears to have retained its unpainted woodwork until at least 1931. The room's finishes were described by the residence appraisals of 1921 and 1924 as "paint[,] stain[,] varnish and decorated ceilings [sic]." The 1931 appraisal recorded "oak trim, stained" and "76 Sq. yds. stencilled decoration on plaster."

---

<sup>336</sup> Dickson and Dickson, *The Life and Inventions*, p. 355.

<sup>337</sup> "Glenmont": Transcript of Taped Tour of Edison Home," by Madeleine Edison Sloane, 1973. Madeleine was born in 1888, and would have been 12 years old when this work was done in 1900.

Interior decorators McBurney and Underwood submitted an estimate to Mina Edison Hughes on February 21, 1940, for extensive work in the room.<sup>338</sup> This included the following finishing work:

Wash off ceiling, repair cracks and tint; color to tone in with paper. Walls, repair cracks and hang paper and lining paper. Clean woodwork 186.00. If woodwork is painted four coats, eggshell gloss, total 236.00. 14 rolls paper @ [blank]. If decorations on ceiling are to be retained, to clean and remove all loose and chipped materials, repair and touch up, this would be done on a time and material basis.

It is not known if McBurney and Underwood were hired, because no bill or record of payment has been found. It would have been logical, however, for the room to have been redecorated at the same time that the north bathroom addition was built in 1940. It is certain that the woodwork was painted sometime before 1947, based on photographs of the room taken at that time (figs. 152-54). In addition, a plain painted wallpaper is on the walls today. Whether this wallpaper was hung as a plain pink paper, or was painted pink at some later date (before 1947), has not been ascertained.

### Lighting System

The room has four electric light fixtures, including a chandelier and three wall-mounted fixtures. These were installed at different times: circa 1887-91, circa 1921-24, and circa 1927-31. The closet also has a simple light fixture of unknown date. All of the light fixtures were rewired in 1968.

### **Chandelier**

A nine-light electric chandelier hangs from a ceiling medallion in the center of the room. The chandelier is an ornate design executed in metal, incorporating botanical forms, garlands, and tassels. The lights are operated by a push-button switch on the west wall, north of the hall doorway. Each of the nine lights may also be operated individually by a swivel switch at the light.

The orientation of the lights, with some pointing in a downward direction, indicates that this was not originally a gas chandelier. This is substantiated by the inventory of 1886, which lists no gas chandelier in the room at that time.

The chandelier may have been installed by the Edisons when the house was electrified in 1887. The earliest evidence of an electric chandelier in the room is the inventory of 1891, which listed each of the second-story bedrooms as having "1 electrolier." This may be the same chandelier that is in the room today.

---

<sup>338</sup> McBurney and Underwood incorrectly identified the room as the "South Bed-room" in their estimate. However, there is no doubt that Room 206 was being referenced, based on the number of windows and other details about the furnishings.

The first explicit descriptions of the existing chandelier were made for the residence appraisals of 1921 and 1924, which recorded "1 9 light cast bronze chandelier." The 1931 residence appraisal was even more detailed, listing "1 Brass rod hung ceiling fixture, 30" diameter, 42" drop, 9 lights, ornamental brass decorations."

Light bulbs recommended for use in "Ceiling Fixture" of "Mr. Theodore's Room" in 1927 were "9- 15 watt A-17 Inside Frost MAZDA Lamps."<sup>339</sup>

While the date of the fixture itself has been established as possibly being as early as 1887, the date of the glass shades is less certain. The existing shades are a white opaque glass, with clear stripes, in the shape of a trumpet flower. Two of the same shades are used on one of the wall-mounted light fixtures, installed sometime between 1921 and 1924. It is therefore possible that the shades were installed on both fixtures at that time, or sometime thereafter. The shades were definitely in place by August 1947, based on several photographs taken of the room at that time (figs. 152-54).

### West-Wall Fixture

One two-light electric fixture is mounted to the west wall, south of the closet doorway. This fixture is similar (although not identical) in style to the ceiling chandelier. Each light is operated individually by a pull-chain.

It is not known when this fixture was installed in the room. It is not listed in the 1921 residence appraisal, suggesting that it was absent at that time. It is first mentioned in the 1924 residence appraisal, which recorded "1 2 Lt. wall bracket." The residence appraisal of 1931 described the fixture as "1 Brass wall brackets [sic], 2 lights." The likely date of installation is therefore sometime after February 1921 and before May 1924, the dates of the two early residence appraisals. The earliest photograph of the fixture is dated 1947.

The light bulbs recommended for use in the "wall brackets" in "Mr. Theodore's Room" in 1927 were "25 watt A-19 Inside Frost MAZDA Lamps."<sup>340</sup>

The shades covering the light bulbs are identical in appearance to the chandelier shades. These shades are discussed in detail in the preceding section on the chandelier.

### East-Wall Fixtures

Two two-light electric fixtures are mounted to the east wall, north of the window and on either side of the dresser mirror. These fixtures are a different style than the chandelier and the west-wall fixture. They are similar, however, by being made of metal and of a botanical design.

---

<sup>339</sup> "Lighting Recommendations" report dated Feb. 14, 1927, conveyed to Mrs. Edison from the Edison Lamp Works. Edison NHS Archives.

<sup>340</sup> See footnote 339.

Each fixture resembles a bouquet of two outreaching flowers. The lights are operated by a switch at the base of each fixture.

No information has been found on the exact installation date of these fixtures. Documentation suggests, however, that they were installed sometime after the lighting recommendations report of February 1927 and before the residence appraisal of January 1931. The 1927 report advised using a total of four lamps in the room's wall fixtures, which indicates that the earlier one-light wall brackets were in the room at that time (see "Missing Wall Fixtures"). The 1931 residence appraisal first recorded the existing fixtures as "2 Ornamental metal sconces, 2 lights." The earliest photograph of them is dated 1947.

These fixtures do not have shades or shade hardware. The light bulbs are therefore an important component of the overall design. Photographs dated 1947 show round bulbs, while later photographs dated in 1960 show cone-shaped bulbs. No information is available on the original appearance of the light bulbs.

### Missing Wall Fixtures

Two earlier wall-mounted light fixtures are believed to have been replaced by the existing wall-mounted fixtures at the east wall. The original installation date of these early fixtures is not known. They were first described by the residence appraisals of 1921 and 1924 as "2 1 light swing brackets." The one-light fixtures apparently still existed in February 1927, when a lighting recommendations report advised using a total of four lamps in the room's wall brackets.<sup>341</sup> They had been removed by January 1931, based on the residence appraisal of that date, which omitted the swing brackets and instead listed the existing two-light fixtures. No photographs or sketches of the missing swing brackets are known to exist.

### Closet Fixture

The closet has a single-bulb light fixture mounted on the interior east wall, south of the closet doorway. It is a simple design, with an unadorned pipe base and an unshaded light bulb. The light is operated automatically by a switch in the south door jamb.

The date of this light fixture and its automatic switch is not known. It is not mentioned in the residence appraisals of 1921, 1924, or 1931, nor in the lighting recommendations report of 1927. Whether this was due to an oversight (because the light was concealed in the closet), or because there was no light until sometime after 1931, is not known. Automatic door switches were installed in 1905 in the new closets of the Owner's Room (Room 203), suggesting a similar date for this switch and light.

---

<sup>341</sup> A total of four light bulbs would have been used by the two-light fixture at the west wall and the two one-light fixtures at the west wall.

### Electrical Outlets

The room has two duplex electrical outlets. One is in the lower east wall in the north corner; the other is in the lower north wall between the bathroom doorway and the window. Both outlets are duplex receptacles that were rewired in 1968.

No documentation has been found on the installation of the electrical outlets. It may be surmised, however, that this occurred sometime after November 1930, because no table lamps or other fixtures requiring electrical power were recorded by the furnishings appraisal of that date. Table lamps had been added to the room by August 1947, based on photographs taken at that time (figs. 152-54). The electrical outlets were therefore most likely installed sometime after November 1930 and before August 1947.

### Annunciator System

#### **Call Buttons**

Mr. Theodore's Room was included in the Edisons' annunciator system. Two call buttons are on west wall, north of the hall doorway and immediately below the light switch. The buttons are aligned vertically, and share a common brass-color back plate. Both have a finish that resembles mother-of-pearl.

One button rang to the main annunciator board in the Kitchen (Room 107); the other button rang to the smaller annunciator board in the service portion of the third-story hall (Room 311). This is known because the existing annunciator boards in those rooms each has a station labeled "Second East." Neither button is operational today.

The buttons' date of installation is not known.

#### **Signal Bell**

A signal bell is mounted to the curved portion of the upper west wall. The bell was most likely activated by a button in the Owner's Room (Room 203), which is labeled "Theodore." This button and its signal bell have both been dated circa 1905. For more details, see the section "Owner's Room (Room 203), Annunciator System."

### Plumbing System

This room has its own private bathroom (Room 207), which is reached through a doorway in the north wall. This bathroom was installed in 1940. Before 1940, the room had a corner lavatory. The lavatory was most likely removed when the bathroom was installed.

The earliest reference to the lavatory is the bill from Pottier & Stymus dated May 7, 1882. This listed "1 Ash Medicine Closet & Mirror over Basin" for the room "over Library, 2nd floor."

Plans to replace the lavatory with an entire bathroom were considered by the Edisons in 1905 and again in 1907. E.H. Harrison & Bro. submitted specifications and drawings in 1905 for building a new bathroom on the north roof deck, in the same location as the existing 1940 bathroom.<sup>342</sup> The work, however, was not done at this time. Another proposal was submitted two years later by architects Allen & Collens to install a bathroom within the existing room. Their plans, dated October 27, 1907, show the bathroom located in an enlarged west closet and outfitted with a bathtub on the south side, a toilet in the middle at the west wall, and a lavatory north of the toilet. A narrow closet was built into the east wall, with a mirrored sliding door opening onto the bedroom.<sup>343</sup> Again, however, the work was not carried out.

A lavatory was recorded in the room by residence appraisals of 1921, 1924, and 1931. This may have been the same wash basin that had been installed in the room in 1882. The 1921 and 1924 appraisals both listed "1 Marble lavatory and splash back." The 1931 residence appraisal was even more detailed, recording "1 Marble corner lavatory, 36" x 20", 18" back, 2 faucets, lift waste, oak cupboard base."

The precise location of the sink within the room is not known. A logical placement would have been at the interior west wall, in the vicinity of the closet, where the pipes would be protected from freezing. Plans to locate a bathroom within the closet suggest that plumbing may already have been in this area. A close examination of the floor may yet uncover physical evidence of the former plumbing.

No documentation has survived on the removal of the sink from the room. It is known that the sink existed in January 1931, based on the residence appraisal for that year. The sink also appears to have been gone by August 1947, based on interior photographs of the room. A likely date for its removal is 1940, when the sink was made obsolete by the newly installed modern bathroom (Room 207).

### Heating System

Heat is supplied to the room today, as it was originally, through a metal register in the lower part of the south wall, east of the fireplace. Steam-heated hot air heated the room until 1968. In 1968, the system was converted to a forced hot-air system, heated by hot water. The only visible sign of this new system in the room is a modern thermostat mounted to the west wall, north of the hall doorway.

---

<sup>342</sup> E.H. Harrison & Bro., "Specification of the Carpenter Work and Materials Necessary for the Building of a Second Story Extension for a Bathroom..." and "Specification of the Plumbing Work and Materials Necessary for the Fitting up of Four Bathrooms...", dated Feb. 23, 1905. The drawings that accompanied these specifications are entitled "Bath Room Plans In Residence At Orange N.J." There is no mention of the existing sink in these documents. Edison NHS Archives.

<sup>343</sup> "Alterations of House, Allen & Collens," Oct. 29, 1907.



A study of the heating system in 1921 determined that the room was then supplied with 80 units of heat, but required 96 units.<sup>344</sup> The room was therefore theoretically underheated.

The residence appraisal of 1931 recorded the room's heating equipment as "1 Wall register, Mr. Theodore's Room."

### Fire-Protection System

The room has a Pyrotronics ceiling-mounted smoke detector. This is near the south wall, close to the hall doorway. The detector was installed in 1978 as part of an interconnected fire-protection system for the house.

There is no mention in the historical records of Edison-era fire-protection equipment in this room.

### Security System

The burglar-alarm system installed at Glenmont in 1889 had connections for all of the second-story windows, including those of Mr. Theodore's Room. No physical evidence of the window connections survives today.

---

<sup>344</sup> Letter from R.W. Kellow to Mrs. Edison, Jan. 25, 1921. Edison NHS Archives.



Figure 152. Mr. Theodore's Room (Room 206), looking northwest, 1947.



Figure 153. Mr. Theodore's Room (Room 206), looking northeast, 1947.



Figure 154. Mr. Theodore's Room (Room 206), looking southeast, 1947.



Figure 155. Mr. Theodore's Room (Room 206), looking southeast, 1960.

## Northeast Bathroom (Room 207)

### General Description

The northeast bathroom is the private bathroom for Mr. Theodore's Room (Room 206). It was built in 1940 on top of the original north roof deck. The room's dimensions measure approximately 7 feet by 12 feet.

Plans to build a bathroom addition in this location were contemplated by the Edisons as early as 1905. E.H. Harrison & Bro. submitted specifications and drawings, but no work was carried out at this time.<sup>345</sup>

It was not until 1940 that the bathroom addition was actually built. General contractors Hunter Lindsay Corporation of Orange, New Jersey, submitted an estimate dated March 18, 1940, for \$2,046.75. Their final bill, dated May 2, 1940, includes additional expenses of \$105.00, and a credit of \$20.00 for "decorating...done by others." The architect for the job was Henry Barrett Crosby of Montclair, New Jersey, who charged the Edisons 10% of the construction cost in his bill dated May 13, 1940. The total cost of the bathroom addition was \$2,344.93.<sup>346</sup>

A NPS report written in 1961 conjectured that the bathroom had been built in anticipation of a visit from the actor Spencer Tracy. Tracy had starred in the movie "Edison the Man," which was produced in 1940 and premiered in the spring of that year.<sup>347</sup> No documentary evidence has been found to verify this connection. It may simply have been a coincidence that the bathroom was completed at about the same time as the movie's premiere.

The bathroom is unchanged today from its appearance in 1940. It is not open to visitors.

### Floor

The floor is paved with ceramic tiles colored light pink and black. The light pink tiles are large and octagonal in shape; the black tiles are small and square in shape. These are arranged in a geometric pattern, in which the small black tiles are interspersed at the four corners of the larger pink tiles. The ceramic tiles are believed to date to 1940.

---

<sup>345</sup> E.H. Harrison & Bro., "Specification of the Carpenter Work and Materials Necessary for the Building of a Second Story Extension for a Bathroom..." and "Specification of the Plumbing Work and Materials Necessary for the Fitting up of Four Bathrooms...", dated Feb. 23, 1905. The drawings that accompanied these specifications are entitled "Bath Room Plans in Residence at Orange N.J." Edison NHS Archives.

<sup>346</sup> Unfortunately, few other details of the job have survived. The estimate dated Mar. 18, 1940, from Hunter Lindsay Corporation is referenced in the final bill but has never been found. Likewise, the final bill from architect Henry Barrett Crosby exists, but his drawings and specifications do not.

<sup>347</sup> Weig, "Historic Structures Report - Part I, 'Glenmont,' Home of Thomas Alva Edison, Historical Data," pp. 4 and 8.

Construction of the bathroom addition involved some structural reinforcement work of the floor. The final bill from general contractors Hunter Lindsay Corporation, dated May 2, 1940, notes the following:

Extra beams installed to reinforce floor of new bathroom which was disclosed after old roof was removed—same could not be determined before.  
\$20.00

### Walls

The walls are plastered and finished with a ceramic-tile wainscot. The wainscot tiles are the same light pink and black colors as the floor tiles. Light pink tiles make up the body of the wainscot, and black tiles comprise the baseboard and the top border. No documented changes have been made to the walls since their construction in 1940.

### Ceiling

The ceiling is plastered and flat. Like the walls, it is believed to be unchanged from its original 1940 appearance.

### Doorways

The room has one doorway, in the west end of the south wall, that connects with Mr. Theodore's Room (Room 206). This doorway was enlarged from an original (1880-81) window opening in 1940. It has a simple wood architrave with no corner blocks, a wood door glazed with a single large panel of frosted glass, three door hinges, and a clear glass doorknob. No changes are known to have been made to the doorway since its installation in 1940.

### Windows

The room has two small windows. One is in the east end of the north wall (W-206); the other is in the south end of the west wall (W-207). Each window has a simple wood architrave similar to that of the doorway, and a single side-hinged wood casement sash glazed with clear leaded glass. A screen is on the interior side of each window opening. No changes are known to have been made to the windows since their installation in 1940.

### Medicine Cabinet

A built-in medicine cabinet with mirrored door is at the north wall above the lavatory. The cabinet has a chrome frame, a gray-colored interior, and four interior glass shelves. A paper label affixed to the interior side of the door reads as follows:

Hoegger Inc. Weehawken, N.J. Other Patents Pending Made in U.S.A.  
U.S. Patents 1,707,013 Reissue 17,510 1,738,705 1,860,104 1,948,111  
1,948,112

The general contractor, Hunter Lindsay Corporation, noted that they "framed [the] opening for medicine cabinet" in their bill dated May 2, 1940.

### Vanity

A built-in vanity (or dressing table) is centered at the south wall. It has a mirrored table top, a back mirror, and two hinged side panels. Behind each panel is a mirrored interior space with three glass corner shelves.

The vanity is an original feature of the room dating to 1940, based on the bill from general contractor Hunter Lindsay Corporation dated May 2, 1940. This bill notes the following about the vanity:

Framed opening for vanity. Reinforced studding where vanity was installed.  
Installed lights, including switches for vanity.

For more information on the vanity light, see the section entitled "Lighting."

### Bathroom Accessories

The bathroom has numerous accessories, including towel bars, shelves, and clothing hooks. It may have been these accessories that were mentioned by general contractor Hunter Lindsay Corporation in their bill dated May 2, 1940, as follows:

Assembling and installing accessories, which were ordered direct by Mr. Crosby [architect] from the Hoegger Inc.

### Ceramic Accessories

Most of the bathroom accessories are made of ceramic tile and incorporated into the ceramic-tile wainscot. These include:

- one pair of supports for a wood towel bar, at the west wall below the window;
- one six-slotted toothbrush holder, above the lavatory;
- one recessed soap holder, to the right of the lavatory;
- one recessed cup holder, to the left of the lavatory;
- one recessed toilet-paper holder with wood roller, between the lavatory and toilet;
- one recessed soap holder with projecting ceramic bar, at the east wall of the bathtub enclosure; and
- two pairs of supports for wood towel bars, at the east and north walls of the bathtub enclosure (one towel bar at each wall).

### Glass Shelves

Three glass shelves are in a small arched recess located in the south wall above the bathtub.



**Clothing Hooks**

Two ornate brass-color clothing hooks are mounted to the upper part of the south wall on either side of the doorway.

**Finishes**

The upper plaster walls and ceiling are painted a light pink color, to match the light pink ceramic tiles of the floor and wainscot. A narrow wallpaper border trims the upper wall at the ceiling. This wallpaper is a floral design printed in colors of white, blue-green, and light yellow on a dark pink background. Both the paint and the wallpaper are believed to date to 1940.

**Lighting System**

The bathroom has four light fixtures that presumably date to 1940. A total of \$50.00 was allowed for the electrical fixtures in the original contract;<sup>348</sup> it is not known how much was actually expended. Electrical contractor and dealer Bogart and Hansen, Inc., supplied the room with "2 Fixtures & Bulbs" for \$16.60, according to their bill dated April 30, 1940. Unfortunately, no other descriptions of the fixtures are provided. A bill from general contractor Hunter Lindsay Corporation dated May 2, 1940, indicated that the company had "installed lights, including switches for vanity."

All four light fixtures were rewired in 1968.

**Ceiling Fixture**

A ceiling light fixture is in the center of the room. It has three lights and a molded glass shade. The light is operated by a toggle switch on the south wall, east of the doorway.

**Shower Fixture**

A second ceiling fixture is in the ceiling of the shower, which is in the northwest corner of the room. It has one light and a molded glass shade. The light is operated by a toggle switch on the exterior west wall of the shower enclosure.

**North Wall Fixtures**

A pair of one-light fixtures flanks the mirrored medicine cabinet at the north wall. These are operated by a toggle switch on the exterior west wall of the shower, west of the lavatory.

**Vanity Fixture**

A fluorescent light fixture is in the ceiling portion of the built-in vanity at the south wall. It is operated by a toggle switch on the south wall, east of the vanity.

---

<sup>348</sup> This handwritten notation was found at the bottom of the bill dated Apr. 30, 1940, from Bogart and Hansen, Inc., Electrical Contractors and Dealers. Edison NHS Archives.

### Electrical Outlets

The bathroom has no electrical outlets.

### Plumbing System

The bathroom has four plumbing fixtures: a lavatory, a toilet, a bathtub, and a shower. All four are believed to date to 1940.

#### **Lavatory**

The lavatory is at the north wall, between the shower enclosure and the toilet. It is wall-mounted, supported in front by two metal legs, and open underneath. The lavatory is a rectangular shape with a white porcelain finish. It was manufactured by the "Standard" company, based on the words "'Standard' Made in U.S.A" engraved on the metal drain cuff. The faucet handles are metal, with four arms each; each is labeled with the letters "H" or "C." Built-in metal towel bars are attached to the left and right sides of the lavatory.

#### **Toilet**

The toilet is at the north wall, between the lavatory and the bathtub. It has a low back tank and a white porcelain finish. The interior of the tank is imprinted with "Made in U.S.A. JAN 7, 1940." A similar notation is on the underside of the tank cover: "Made in U.S.A. JAN 21, 1940." These dates denote the date of manufacture of the toilet tank and its cover. Information is also imprinted on the underside of the toilet seat as follows: "'Standard' One Piece Church Seat." It is not known if the seat is original or was replaced sometime after 1940.

#### **Bathtub**

The bathtub occupies the entire east end of the room. It has an exterior apron that reaches all the way to the floor and a white porcelain finish. Like the lavatory, the drain cuff is engraved with the words "'Standard' Made in U.S.A." The bathtub faucets are identical to those of the lavatory.

#### **Shower**

The shower is in a separate enclosure, in the northwest corner of the room. The floor, walls, and ceiling of the enclosure interior are finished with the same ceramic tiles that are used in the main part of the bathroom. The shower door is side-hinged and made of textured glass. The architrave on the room side consists of ceramic tiles.

The shower's plumbing equipment includes a shower head, side-spray nozzles, water controls, and a floor drain. The shower head is in the northwest corner of the shower enclosure. It is engraved with the words "'Standard' Made in U.S.A. Pats. No. 2,000,792 -2,006,638." Three side-spray nozzles each (six total) are in the southwest and northeast corners of the enclosure. The water controls are all mounted to the enclosure's north wall. A four-armed handle labeled

"SHOWER" operates the water to the shower head. A similar four-armed handle labeled "SPRAY" operates the water to the side nozzles. A nearby lever controls the temperature of the water. This device is labeled "SHUT COLD—TO—HOT" and "'Standard' Made in U.S.A."

### Heating System

The room is heated by forced hot air emitted through a wall grille in the lower west wall beneath the window. The ductwork for the forced hot-air system was installed in 1968. The space in the wall and the grille appear to be original 1940 features that were reused in 1968. A small steam radiator may have been here in 1940, in the wall niche behind the grille.

A supplemental source of heat is in the lower south wall, between the bathtub and the vanity. This is an electrical coil radiant heater with a white porcelain grate. It is operated by a toggle switch at the lower left-hand side. Reference to the heater is found in the bill from general contractor Hunter Lindsay Corporation dated May 2, 1940:

Installed a separate circuit from basement to electric heater so that wires would not over-heat. Not provided for in original contract. Ordered by [architect] Mr. Crosby. \$10.00

The electrical heater was rewired in 1968 and is operational today.

### Fire-Protection System

The bathroom has no fire-protection equipment.

## Service Bathroom (Room 208)

### General Description

The Service Bathroom is at the north end of the second-story Service Hall (Room 215), on the north side of the house. It is the smallest of the six second-story bathrooms, measuring only 5 feet by 10 feet, according to the 1931 residence appraisal.

The Service Bathroom is so called because it was used by the household staff. It is one of only two original bathrooms in the house, constructed in 1880-81. Little of the original bathroom survives, however, because it was completely remodeled by the National Park Service in 1963.<sup>349</sup> The bathroom is used today by NPS staff and by visitors to the house.

### Floor

The floor is covered with white ceramic tiles dating to 1963.

The only reference to the historic floor in this room is the residence appraisal of 1931 that listed "50 Sq. ft. 2" hexagon floor tile." These tiles may have been installed by E.H. Harrison & Bro., who submitted a proposal to Mrs. Edison dated April 21, 1905, for a "floor of Hexagon tile" in the "Servants Bathroom."<sup>350</sup> Similar floors of hexagon tile are known to have been installed by E.H. Harrison & Bro. in Rooms 201 and 303.<sup>351</sup> The old tiles were most likely removed from the Service Bathroom in 1963, when the existing tile floor was installed.

The original flooring installed in 1880-81 was most likely wood floorboards.

### Walls

The walls are made up of two materials: plaster and ceramic tiles.

The plaster walls are believed to be one of the few original features in the room dating to 1880-81. They are flat and smooth, except for a molded plaster cornice that trims the upper walls at the ceiling.

The lower plaster walls are covered by a wainscot of ceramic tiles dating to 1963. The body of the wainscot is white tiles, and the top border is narrow black tiles. Tiles also existed on the wall

---

<sup>349</sup> Purchase order EDIS 29-22, dated Aug. 21, 1963, as described by Weig, "Historic Structures Report - Part I, 'Glenmont,' Home of Thomas Alva Edison, Administrative Data," p. 4. The contractor was Carmine J. Angelone and the contract price was \$1,552.75. Weig notes that the renovation was "recommended by the Public Health Service, inspection report dated June 13, 1961." This report is missing today from the files of Edison NHS.

<sup>350</sup> It is not known for certain that the work was done at this time, because no record of billing or payment has been found in the Edison NHS Archives.

<sup>351</sup> These hexagon tiles, installed in 1905, are a white ceramic material.

in 1931, according to the residence appraisal for that year, which listed "56 Sq. ft. 4" x 6" wall tile." These earlier tiles may have been installed by E.H. Harrison & Bro., whose proposal dated April 21, 1905, included "tile side walls 3'9" high" for the "Servants Bathroom."<sup>352</sup> Similar tiles installed in 1905 by E.H. Harrison & Bro. survive today in Rooms 201 and 303. They were most likely removed from the Service Bathroom in 1963.

The walls as originally built in 1880-81 were probably plaster trimmed with a wood baseboard and/or a wood wainscot.

### Ceiling

The ceiling is composed of smooth flat plaster, with a plaster molding at the perimeter of the room. Except for repairs and later paint, the ceiling is believed to be unchanged from its original 1880-81 appearance.

### Doorways

One doorway in the south wall connects the bathroom with the Service Hall (Room 215). The doorway features a molded architrave with bull's-eye corner blocks, a five-panel wood door, a doorknob, two hinges with incised line decoration, and a marble threshold.

The residence appraisal of 1931 described the door as "1 Door, 2'8" x 7'6" x 2", 5 panels." All elements of the doorway are believed to be original (1880-81), except for the marble threshold installed in 1963.

### Window

One window (W-209) is in the north end of the east wall. This window has a molded architrave with bull's-eye corner blocks; 12-over-12, double-hung sashes; and a marble stool.

The 1931 residence appraisal described the window as "1 Double hung window, 2'6" x 4'6" x 1-5/8", 24 lights." All elements of the window are believed to be original (1880-81), except for the marble stool installed in 1963.

### Bathroom Accessories

All of the room's bathroom accessories date to 1963. These include a medicine cabinet, soap holders, a cup and toothbrush holder, towel bars, and a toilet-paper holder. A metal paper-towel holder, which is attached to the interior side of the original south door, may have been installed at a later date.

---

<sup>352</sup> As with the floor tiles, no record of billing or payment has been found to confirm that the work was actually done at this time.

### Finishes

The room is painted a mustard-yellow color today. Paint finishes the plaster walls, the ceiling, the doorway and window architraves, the bathroom side of the door, and the window sashes.

The earliest documentation of the room's finishes is an estimate from E.W. Peckham dated May 1, 1905, which proposed the following:

Servant's Bath-room: 2nd Floor:

Paint ceiling and side walls one coat of oil paint, clean wood-work, no varnish taken off, one coat of varnish applied. \$20

It is clear from this estimate that the woodwork was then varnished, not painted. It is not known if the work was done as proposed, however, because no record of billing or payment has been found.

John H. Petersen submitted an estimate dated April 7, 1952, to repair the cracks and paint the bathroom. Again, however, no record of the completed work has been found. The last documented painting of the bathroom occurred in 1963 as part of the bathroom remodeling project.

It is not known when the woodwork was painted for the first time, or if the bathroom has been repainted since 1963.

### Lighting System

The bathroom has a two-light ceiling fixture with molded glass shade. It is operated by a push-button at the south wall, west of the hall doorway. The ceiling fixture was installed in 1963. The date of the wall switch is unknown.

Additional lighting is provided by two fluorescent lights built into the medicine cabinet at the west wall. These are operated by a switch on the left side of the cabinet. Like the ceiling light, the medicine cabinet was installed and wired in 1963.

The earlier light fixtures that existed in the room before 1963 are documented by the residence appraisals of 1924 and 1931. The 1924 appraisal listed the "Service Hall Bathroom" as having "2 1 Lt. gooseneck wall brackets" and "1 1 Lt. socket light." The 1931 appraisal recorded only "1 Brass wall fixture, 1 light," suggesting that the gooseneck-style brackets had been removed by that time. Both fixtures are missing today.

### Plumbing System

The bathroom plumbing fixtures include a lavatory, a toilet, and a bathtub with shower head. All three fixtures have a white porcelain finish, were manufactured by the American Standard Corporation, and were installed in 1963. Both the lavatory and the toilet are at the west wall, with

the toilet at the south end of the wall, and the lavatory north of the toilet.<sup>353</sup> The bathtub/shower occupies the entire north end of the room.

Renovation of the bathroom in 1963 followed the recommendation of a Public Health Service inspection report dated June 13, 1961.<sup>354</sup>

### Missing Plumbing Fixtures

The old plumbing fixtures are believed to have been discarded when the existing fixtures were installed in 1963. The old fixtures included a toilet and a bathtub. The bathroom did not have a lavatory, according to the historical records.

Specifications and drawings by E.H. Harrison & Bro., dated February 23, 1905, proposed replacing both the existing toilet and bathtub. The floor plan shows the new toilet in its existing location at the south end of the west wall, and the bathtub next to the toilet at the west wall. They described the toilet (or water closet) and bathtub as follows:

Water Closets: Furnish and fit up in Servants Bath Room a Favorite Water Closet with seat and cover of Oak, Low Down tank, rod and pull, brass floor flange. Wood work varnish finish.

Bath Tubs: Furnish and fit up complete in the Servants Bath Room a Motts Economic 5'0" Enameled Iron Roll Rim Bath Tub, or Perfect Standard painted one coat outside with the Economic N.P. Compression faucet with china name plates and N.P. brass connected overflow and waste, rubber stopper and chain.

The subsequent estimate from plumbers Milne & Platt, dated July 11, 1905, proposed using "the present closet now there" and installing "one 5 ft. Shawmut Bath tub with N.P. Double faucet, supply pipes and connected overflow and waste." The bathtub was not installed, however, based on the bill dated October 9, 1905, which included a credit for the "bath tub not used in servants room." The old plumbing fixtures, therefore, appear to have been retained in 1905.

Work on the "servants' bathroom and barn bathroom" in 1914 included "1 W.C. [water closet] flush tank complete \$23.00," and "1 5 ft. bath tub with faucet and water overflow complete, \$47.00."<sup>355</sup> It is unclear, however, which of the two bathrooms received the new equipment.

---

<sup>353</sup> Writing cast on the underside of the sink reads "American Radiator & Standard Sanitary Corporation 5 2463," which means that it was made on May 24, 1963. Writing inside the toilet tank and on the underside of the toilet tank cover reads "'Standard' F-4049 Tank Mar 7."

<sup>354</sup> Weig, "Historic Structures Report - Part I, 'Glenmont,' Home of Thomas Alva Edison, Administrative Data," p. 4. The inspection report is missing today.

<sup>355</sup> Bill from plumber Charles McGuire, dated Aug. 1914. Edison NHS Archives.

Detailed information on the extant plumbing fixtures is provided by the residence appraisals of 1924 and 1931.<sup>356</sup> The 1924 appraisal listed the following:

- 1 Porcelain water closet hopper, low tank
- 1 Enameled iron bathtub, rolled rim

The 1931 appraisal was even more complete, recording the toilet and bathtub as follows:

- 1 Vitreous china water closet, low wood tank, mahogany finished seat and cover
- 1 Enameled iron tub, 5'0", 3" roll rim, ball and claw feet, combination nickel plated supply and waste

No lavatory is listed in either the 1924 or the 1931 residence appraisals.

### Heating System

The room is heated today by warm air, which is supplied through a heat duct in a recessed niche of the east wall. This ductwork and heat vent were installed when the heating system was updated in 1968.

Before 1968, a steam radiator occupied the east-wall niche. The radiator was described by the 1931 residence appraisal as "1 Radiator, 1 column, 38", 6 sections, Service Bathroom." This may have been the same "new radiator" that had been installed in 1916 in the "maids' bathroom" by G. Garrabrant & Son, Plumbers, Tanners, Steam, Hot Water and Gas Fitters.<sup>357</sup> No descriptions of the heating equipment before 1916 are known.

### Ventilation System

A decorative metal grille, rectangular in shape, is in the southwest corner of the ceiling. It appears to be an original feature dating to 1880-81. The likely function of this grille was to provide ventilation to the bathroom. Air passing through the grille may enter an unused space under the roof, based on a study of the second- and third-story plans.

### Fire-Protection System

The bathroom has no fire-protection equipment.

---

<sup>356</sup> For unknown reasons, the Service Bathroom was not listed in the 1921 residence appraisal.

<sup>357</sup> Bill dated Feb. 1, 1916. Edison NHS Archives.



## North Room Lavatory (Room 209)

### General Description

The North Room Lavatory is a large closet off the east side of the North Room (Room 210). Its dimensions were recorded by the residence appraisal of 1931 as measuring 4 feet by 8 feet.

The room was built originally in 1880-81 as a closet for the north bedroom. A lavatory was installed in the closet in 1909 to create a wash room. Other alterations made at that time included the installation of ceramic tiles, a medicine cabinet, various bathroom accessories, and a window. The work is documented by two bills: one from E.H. Harrison & Bro. dated October 16, 1909, and one from plumber Chas. F. McGuire dated February 28, 1910.

The residence appraisal of 1924 called this room a "Lavatory closet." The 1931 residence appraisal labeled it the "North Room Lavatory."

The room is little changed today from its appearance in 1909. It is not open or interpreted to visitors.

### Floor

The floor is composed of two materials: wood floorboards and white ceramic tiles. The wood floorboards date to 1880-81; the ceramic tiles were added in 1909.

The wood floorboards are the primary flooring material. White, hexagonal ceramic tiles overlay the wood floorboards at the south end of the room only. These were installed by E.H. Harrison & Bro., according to their bill dated October 16, 1909, which described "tiling floor" in the "Closet" at a cost of \$8.00.

The residence appraisal of 1931 recorded the floor tiles as "14 Sq. ft. 2" hexagon floor tile."

### Walls

The walls are finished with two materials: plaster and ceramic tiles. The plaster dates to 1880-81; the ceramic tiles were added in 1909.

The original plaster is visible on all four walls of the room. The north wall, and the northern ends of the east and west walls, are trimmed with a wood baseboard that is presumably contemporary with the plaster. The residence appraisal of 1931 recorded the baseboard as "21 Lineal ft. 10" baseboard."

A ceramic-tile wainscot approximately 6 feet high is on the south wall, and on the south ends of the east and west walls. This was installed by E.H. Harrison & Bro., who billed the Edisons \$44.00 on October 16, 1909, for "tiling side walls" in the "closet."

The tile wainscot was described by the residence appraisal of 1931 as "54 Sq. ft. 4" x 6" wall tile."

### Ceiling

The ceiling is a plain, flat plastered surface. It is presumably unchanged from its original construction in 1880-81.

### Doorway

The room has one doorway in the west wall that connects with the North Room (Room 210). It is an original doorway dating to 1880-81. The doorway has a molded architrave with no corner blocks, a wood five-panel door, two hinges with incised decoration, a brass doorknob, and a wood threshold.

The door was described by the residence appraisal of 1931 as "1 Door, 2'8" x 7'6" x 2", 5 panels."

### Window

The room has one window in the east exterior wall. This window is not an original feature of the room, based on an early exterior photograph of the house that does not show it (fig. 6). It was most likely installed when the closet was converted to a wash room in 1909.

The window is trimmed by an architrave similar in design to the original doorway architrave, except that it is half the width. The sash is a wood side-hinged casement with 15 panes of textured leaded glass. A side-hinged single-panel screen is on the interior side of the window opening.

The sash was described by the residence appraisal of 1931 as "1 Casement sash, 2'0" x 3'10" x 1-3/8", 15 lights."

### Built-in Cabinet

A large built-in cabinet takes up the entire north end of the room. It is believed to be an original feature dating to 1880-81, based on its style.

The upper portion of the cabinet is composed of two pairs of two-panel doors with metal-ring handles. Each pair of doors opens to reveal three open shelves. The lower portion of the cabinet has two rows of drawers, with two drawers on the left (west) side and three drawers on the right (east) side. The lower drawer on the left side is missing, having been converted to a heat register in 1968 (see the subsequent section "Heating System" for details).

The only documentation of the cabinet is found in the residence appraisals of 1924 and 1931. The 1924 appraisal listed the cabinet simply as "1 Cupboard." The 1931 residence was more detailed, describing "1 Pine closet, 4'0" [wide] x 8'0" [high], 2 pair of doors, 6 drawers."

**Medicine Cabinet**

A built-in wood medicine cabinet is mounted to the east wall in the south corner. The cabinet has a pair of two-panel doors, a key latch, and one interior shelf. It was presumably installed in 1909 when the closet was converted to a wash room. It was definitely in the room by 1931, based on the residence appraisal for that year that recorded "1 Recess medicine cabinet, 1 pair of doors, 1'6" x 2'0"."

**Mirror**

A wood-framed mirror is mounted at the east end of the south wall, above the lavatory. The mirror was probably installed at the same time as the lavatory in 1909. It was described by the residence appraisal of 1931 as "1 Wall mirror, 2'2" x 2'4", in pine frame."

**Accessories**

The room has a number of lavatory accessories. These include a glass shelf, a soap-dish holder, drinking-glass holders, a carafe holder, and a towel shelf and rod. Most of these are engraved with the name of the manufacturer, "The J.L. Mott Iron Works." They were supplied by plumber Chas. F. McGuire, who itemized them in a bill dated February 28, 1910.<sup>358</sup>

The residence appraisal of 1931 counted the room as having "6 Glass and nickel plated toilet utilities."

**Glass Shelf**

A glass shelf is mounted to the south wall, above the lavatory. It is held by two metal supports engraved with "Mott."

The 1910 bill listed the shelf as "1 Plate 3507A Plate glass shelf 26" long with nickel plated bracket, \$7.50."

**Soap Dish Holder**

A metal soap-dish holder is likewise mounted to the south wall, above the lavatory. It is engraved with "The J.L. Mott Iron Works N.Y."

The 1910 bill recorded "1 Plate 3508A Nickel plated holder with china soap dish \$2.10."

**Drinking Glass Holders**

Two metal holders for drinking glasses are also mounted to the south wall above the lavatory. The left (east) holder is engraved with "The J.L. Mott Iron Works N.Y.," while the right (west) holder is engraved with "Mott."

---

<sup>358</sup> McGuire's bill also itemized the accessories for the new West Bathroom (Room 212).

The 1910 bill listed "2 Plate 3573A Nickel plate holders for tumblers, \$1.65 ea, \$3.30."

### **Carafe Holder**

A metal holder, which is similar to the drinking-glass holders but larger, is mounted to the west wall near the lavatory. It is engraved with "The J.L. Mott Iron Works N.Y."

This is believed to be the item listed in the 1910 bill as "1 Plate 3572A Nickel plate holder for cut glass carrafe [sic]."

### **Towel Shelf and Rod**

A combination towel shelf and rod is mounted to the east wall below the medicine cabinet. The top shelf is made up of five metal bars, and the towel bar below it is a thick glass bar. No manufacturer's identification marks are evident.

The unit was listed in the 1910 bill as "1 Plate 3505A Nickel plate towel shelf with one inch crystal glass towel rod 20" long, \$8.00."

### **Finishes**

The room is finished with varnish and paint. Varnish covers the exposed wood floorboards and the room side of the five-panel door. A pink-beige paint finishes the plaster walls, the plaster ceiling, and most of the woodwork, including the baseboard, the doorway and window architraves, the window sash, and the built-in cabinet at the north wall. The mirror frame and the medicine cabinet are painted a cream color. As described previously, the ceramic tiles on the floor and walls date to 1909.

The room's original (1880-81) finishes probably included varnished woodwork and painted walls and ceiling. The last recorded painting of the room was in 1952.<sup>359</sup> It is not known when the woodwork was first painted.

### **Lighting System**

The room has one light fixture suspended from the ceiling by a nine-link metal chain. It has a single, unshaded light bulb. The light is operated by a push-button switch in the adjacent room (Room 210), north of the doorway to the wash room. The light and its switch were both rewired in 1968.

The date of the ceiling light fixture is not known for certain. The earliest possible date is 1887, when the house was first electrified. A single-light fixture was definitely in the room by 1927, based on a lighting recommendations report of that date that advised using "1- 40 watt A-21 Inside

---

<sup>359</sup> Estimate and bill dated Feb. 20, 1952, and Mar. 25, 1952, from Carl G. Gustafson. The room was then referred to as the "Bathroom [sic] off the North Room." Edison NHS Archives.

Frost MAZDA Lamp" in the "Bath Room" [sic] off the "North Bed Room." The 1931 residence appraisal recorded "1 Cord drop light."

### Electrical Outlets

The room has no electrical outlets.

### Plumbing System

The only plumbing fixture in the room is a lavatory, which is at the south wall. The lavatory was supplied and installed in October 1909 by plumber Chas. F. McGuire. His bill, dated February 28, 1910, lists the lavatory as "One Lavatory complete for Closet in North room, \$47.50."

The lavatory is oval with a center pedestal support and a white porcelain finish. Writing on the underside identifies it as a "Standard" and "D & M Works U.S.A." Two faucet handles control the flow of water; each has four metal arms and a center porcelain button labeled either "HOT" or "COLD." A drain control lever, which is labeled "WASTE" on a white porcelain button, is between the faucet handles. The waste pipe, exposed beneath the lavatory, is also engraved with the word "Standard."

Later documentation of the lavatory is provided by the residence appraisals of 1924 and 1931. The 1924 appraisal recorded the room itself as "1 Lavatory closet," and the lavatory fixture as "1 Porcelain pedestal lavatory." The 1931 residence appraisal was more detailed, listing "1 Enameled iron oval pedestal lavatory, 27" x 18", 2 faucets, combination supply and waste."

### Heating System

The room is heated today by warm air emitted through a register on the north side of the room. This register replaced the bottom left-hand drawer of the north cabinet in 1968.

The room appears to have been unheated prior to 1968. A heating assessment in 1921 noted that there was no heat at that time.<sup>360</sup> Furthermore, the 1931 residence appraisal did not record a heat register or radiator, and listed the "Pine closet" as then having all "6 drawers" intact.

### Fire-Protection System

The room has no fire-protection equipment.

---

<sup>360</sup> Letter from R.W. Kellow to Mrs. Edison, Feb. 25, 1921. The attached heating assessment notes "none" for the "Second Floor Lavatory." Edison NHS Archives.

## North Room (Room 210)

### General Description

The North Room is the bedroom above the Kitchen, on the north side of the house. Its dimensions were recorded by the residence appraisal of 1931 as measuring 17 feet by 18 feet.

The North Room dates to the original construction of the house in 1880-81. It was furnished originally as a bedroom, according to the bill from Pottier & Stymus dated May 7, 1882. The room was used by the Edisons as a nursery when the children were young, and as a guest bedroom in later years.<sup>361</sup>

The room was altered to its present appearance in 1909. Work that was done at that time included the following: the room's large northeast closet was converted to a wash room (Room 209); an original wash stand was removed from the east wall; a new closet was built at the south wall, west of the fireplace; and the existing wall light fixtures were installed.

This room has been known by several names over the years. Pottier & Stymus referred to it as the "Room Over Kitchen" in their bill dated May 7, 1882. The 1886 inventory used "Bedroom Over Kitchen," while an 1889 estimate and 1891 inventory chose "Nursery." The residence appraisals of 1921 and 1924 labeled the room the "North Guest Room." By far the most prevalent, however, was "North Room," used by the furnishings appraisals of 1921, 1924, and 1930, and the residence appraisal of 1931. Various bills from contractors also called the room the "North Bedroom" and the "Small Bedroom."

The North Room is open and interpreted to visitors today.

### Floor

The floor is composed of wood floorboards that are stained dark brown and varnished. They are assumed to be original, dating to 1880-81. The floorboards were described by the residence appraisals of 1921 and 1924 as "225 Sq. ft. Georgia pine comb grained flooring."

### Walls

Most of the walls date to the original construction of the room in 1880-81; the partition forming the southwest closet was added circa 1909. Evidence that the partition is a later addition includes an early photograph dated circa 1898 that shows it missing from the room (fig. 156), and the fact that the room's plaster ceiling cornice continues inside the closet.

All of the walls are plastered and trimmed with a wood baseboard, a picture molding, and a plaster ceiling cornice. The ceiling cornice on the room side of the later (circa-1909) closet partition differs, however, by being smaller than the original cornice.

---

<sup>361</sup> "'Glenmont': Transcript of Taped Tour of Edison Home," by Madeleine Edison Sloane, 1973. Madeleine was born in 1888, Charles in 1890, and Theodore in 1898. The earliest documented reference to the "Nursery" is an estimate from Herter Brothers dated Apr. 15, 1889, in the Edison NHS Archives.

Only the baseboard and picture molding were recorded by the residence appraisals of 1921, 1924, and 1931. The 1921 and 1924 appraisals both listed "45 Lineal feet base, moulding and floor member" and "60 Lineal feet picture moulding." The 1931 appraisal differed slightly, describing "60 Lineal ft. baseboard" and "70 Lineal ft. picture moulding." The difference in measurements is thought to be an error, because there is no evidence that the room was altered between 1924 and 1931.

### Ceiling

The ceiling consists of smooth-finished plaster, a molded plaster cornice at the perimeter of the room, and a decorative ceiling medallion in the center of the room. These ceiling elements date from several periods, including 1880-81, circa 1887, and circa 1909.

The flat plaster surface of the ceiling is original. The ceiling medallion is believed to be later; it was most likely installed by the Edisons circa 1887 for a ceiling electrolier.<sup>362</sup>

### Doorways

The room has three doorways in the south and east walls. Two of the doorways date to the original construction of the room in 1880-81, and one was added circa 1909. All of the doorways have molded architraves with bull's-eye corner blocks and five-panel doors.

The two original doorways connect the room with the back part of the Second Floor Hall (Room 214b) and the North Room Lavatory (Room 209). The hall doorway is at the east end of the south wall, and the closet doorway is near the north end of the east wall. Each has a single five-panel door hung on two decoratively inscribed hinges. The doorways were described by the residence appraisals of 1921 and 1924 as "2 5 panel S/S [single swing] doors, frames, trim and hardware." The 1931 appraisal recorded both doorways as having "1 Door, 2'8" x 7'6" x 2", 5 panels."

The doorway to the southwest closet resembles the original doorways by having a similar architrave and door design. It differs by having a pair of doors, instead of one, with plain hinges. Also, while similar in design, the door panels are not as deeply beveled as those of the original doors. The doors were described by the 1931 residence appraisal as "1 pair of doors, 4'6" x 7'6" x 2", 10 panels."

### Windows

The room has three original (1880-81) unaltered windows. Two are in the north wall (W-211 and W-212), and one is at the north end of the west wall (W-213). All three windows have molded architraves with bull's-eye corner blocks; one-over-one, chain-hung sashes; and stained-glass

---

<sup>362</sup> The inventory of 1886 indicates that the room did not have a gas chandelier at that time. By 1891, however, the "Four Bedrooms, Second Floor" (not itemized separately) were listed as having "electroliers." The house was electrified by the Edisons in 1887.

transoms. Paneled woodwork is beneath the northeast window, and a corner paneled window seat is beneath the two northwest windows. (See the section entitled "Window Seat" for more details.)

The windows were recorded by the residence appraisals of 1921 and 1924 as "3 2 light Double hung sash, D/S [double strength] glass, frames, trim, and hardware." The 1931 appraisal listed "3 Double hung windows, 3'0" x 6'10" x 1-5/8", 2 lights."

### Fireplace

A fireplace is centered at the south wall. It is an original feature of the room dating to 1880-81.

The fireplace has a wood mantel of simple design with a top shelf. The fireplace opening is bordered by a decorative brass frame, featuring corner blocks and a design of stylized flowers. The hearth is paved with ceramic tiles with a geometric floral design, executed in colors of black, gray, and white. The interior of the firebox has a metal liner stamped with a raised-relief design of perpendicular and diagonal lines.

No alterations are known to have been made to the fireplace, except for the closet installed just the west of it circa 1909, and a painted finish applied to the mantel at an unknown date.<sup>363</sup>

The fireplace was recorded by the residence appraisals of 1921, 1924, and 1931. The 1921 and 1924 appraisals both listed "1 5' wood mantel, tile facing [sic] and hearth, brass border." The 1931 appraisal described "1 Mantel, 6'0" wide, pine shelf, frieze and pilasters, tile facing [sic], brass frame, tile hearth, metal fireplace."

### Closet

The North Room's southwest closet is not original. It is believed to have been built in 1909, when the room's original northeast closet was converted to a wash room.<sup>364</sup> An early photograph of the room dated circa 1898 shows no closet in this corner of the room (fig. 156). Physical evidence verifies that the closet was added at a later date. This includes the original ceiling cornice, which continues behind the closet partition and inside the closet, a line demarcating the wall at the original chimney breast, and details of the closet doorway that differ slightly from those of the room's original doorways.

The closet definitely existed by 1921, when it was described by the residence appraisal as "1 Wardrobe." The 1931 residence appraisal was more detailed, recording "1 Recess closet with 1 pair of doors...and hooks and rod."

---

<sup>363</sup> An early photograph dated circa 1898 (fig. 156) shows the west corner of the fireplace mantel. It appears to have been varnished at that time.

<sup>364</sup> No contractor's bills have been found that document the building of the closet. Carpenter Adolph Vogel did considerable work at the house about this time, but many of his bills do not identify individual tasks or jobs. Edison NHS Archives.



The closet interior today has two clothes rods (one lower and one upper) and nine wire clothes hooks.

### Window Seats

The room has two window seats: one in the northwest corner, the other beneath the northeast window.

#### **Corner Seat**

A built-in paneled window seat is in the northwest corner of the room. It is below both the window at the north end of the west wall, and the window at the west end of the north wall. The window seat may be an original feature dating to 1880-81. The earliest recorded reference to the seat is an estimate from Herter Brothers dated April 15, 1889, for repairing and revarnishing the woodwork in the Nursery, including the "window seat." The later furnishings appraisal of 1921 listed "1 Corner window seat cushion." The window seat itself was described in the 1931 residence appraisal as "10 Lineal ft. angular pine window seat, paneled front."

Not described in the 1931 appraisal are the two hinged sections of the seat at the south and east ends. These enable access to storage space within the window seat. The hinged "doors" were most likely hidden from view by the window-seat cushion.

#### **Northeast Window Seat**

A second separate window seat is beneath the window farther east in the north wall. This seat at one time covered a radiator in this location. It is made of painted wood and has ventilation slats on three sides.

The earliest documented reference to the seat is the residence appraisal of 1931 that listed "1 Pine radiator enclosure, 5'0" wide." It was not included in the earlier furnishings appraisals of 1921 and 1924. This suggests that the seat was installed sometime between 1924 and 1931.

### Finishes

The room is finished today with paint and varnish. A beige-yellow paint covers the plaster walls and ceiling, baseboard, doorway and window architraves, and built-in window seats. A dark stain and varnish finishes the floorboards, doors, and window sashes.

For unknown reasons, the room's original finishes were not described in the 1882 Pottier & Stymus bill, as were those of the other bedrooms in the second story. The earliest documentation is the estimate from Herter Brothers dated April 15, 1889, for repairing and revarnishing the woodwork. A photograph dated circa 1898 shows the walls as a plain light color, and the fireplace mantel with a dark—probably varnished—finish (fig. 156). The residence appraisals of both 1921 and 1924 described the finishes at that time as being "paint[,] stain and varnish."

The woodwork had been painted by 1947, based on photographs taken in August of that year. The last recorded painting of the room was in 1952, when the walls and ceiling were prepared and given two coats of paint.<sup>365</sup>

The documentation therefore suggests that the woodwork was painted sometime after circa 1898 and before August 1947. Exactly when this occurred, however, is not known.

### Lighting System

The room has two wall-mounted light fixtures dating to 1909. An early electrolier is missing.

#### Wall Fixtures

The two light fixtures are mounted to the north wall, between the two windows. The lights are operated by a push-button switch at the south wall, west of the hall doorway. Both the light fixtures and the switch were rewired in 1968.

Each wall fixture has a dark metal back plate and two metal arms supporting simulated candlesticks. These fixtures were supplied to Proctor & Company by an unknown source, according to a work order dated October 6, 1909:

#### SMALL BEDROOM:-

2 A 806 - 2 lt. electric brackets, antique silver finish (our regular finish)  
imitation candles, 16 C.P. [candle power] frosted ball lamps. \$50.00

The wall fixtures were recorded by the residence appraisals of 1921, 1924, and 1931. The 1921 and 1924 appraisals both listed "2 2 light wall brackets." The 1931 appraisal described "2 Brass sconces, 2 candle lights."

The original light bulbs used in these fixtures were itemized in the estimate of 1909. A later lighting recommendations report conveyed to Mrs. Edison on February 14, 1927, recommended using "4- 15 watt F-10 Frosted MAZDA Lamps."

By 1947, the bulbs were covered by the silk shades that exist today.<sup>366</sup> The date of the shades is not known.

#### Missing Electrolier

A ceiling-suspended electrolier is missing from the room. The only record of the electrolier is the inventory of 1891, which listed "1 electrolier" in each of the "Four Bed Rooms, Second Floor" (not including the West Bedroom, which was listed separately). No gas chandelier existed

---

<sup>365</sup> Estimate and bill dated Feb. 20, 1952, and Mar. 25, 1952, from Carl G. Gustafson. Edison NHS Archives.

<sup>366</sup> The shades are documented by photographs of the room taken in August 1947. Edison NHS Archives.

in this room, according to the residence appraisal of 1886. The electrolier was therefore probably installed by the Edisons after the house was electrified in 1887.

The only surviving physical evidence of the electrolier is a plaster medallion in the center of the ceiling. The electrolier may have been removed when the existing wall fixtures were installed in 1909. No photographs or sketches of it are known.

### Electrical Outlets

The room has three duplex electrical outlets in the baseboard. Two are at the east wall, on either side of the closet doorway. The third is at the west wall, south of the window seat.

The date of these outlets is not known. All three were rewired in 1968.

### Annunciator System

The North Room was served by the Edisons' annunciator system. It has one call button, at the south end of the east wall. The button is finished with a material that resembles mother-of-pearl. It is housed in a metal brass-color plate.

This button rang to the annunciator board in the Kitchen (Room 107). This is known because that board has a station labeled "Second North."

The date of the call button is unknown. The existing Kitchen annunciator board was installed sometime between 1889 and 1912.

### Plumbing System

The room is served by an adjacent lavatory, which was installed in 1909 in the room's northeast closet. This lavatory is described in detail in the section on "Plumbing" for Room 209.

Before 1909, a washstand was located in the room itself. The earliest record of the washstand is the bill from Pottier & Stymus dated May 7, 1882, which itemized "1 mirror over washstand." The inventory of 1886 listed the room as having "1 Toilet set on wash stand, 5 pieces." Repairs to the "wash bowl and Fender in Nursery" were made in 1890 by plumber J.L. Hammil, as noted in his bill of December 1, 1890.

Tiffany Studios submitted an estimate dated August 2, 1907, to "Patch plaster...where damaged by removing old wash stand...." The washstand, however, was still in place several months later, based on a floor plan dated October 29, 1907, by architects Allen & Collens. The plan shows the washstand as being in the middle of the east wall.<sup>367</sup> No documentation exists on its removal from the room. This is thought to have occurred in 1909, when it was replaced by the closet lavatory. It was definitely missing by 1921, based on the furnishings and residence appraisals for that year.

---

<sup>367</sup> "Alterations of House, Allen & Collens," Oct. 29, 1907.

No details are known about the appearance of the early washstand. It appears to have had a bowl, but was probably not connected to plumbing.

### Heating System

The room is heated by forced hot air emitted through a floor register at the north wall, beneath the easterly window. The heat is controlled by a thermostat mounted to the east wall, south of the closet doorway. The register and the thermostat were both installed as part of a modern heating system for the house in 1968. Before 1968, the room was heated by a steam radiator.

The steam radiator was in the same location at the north wall as the existing hot-air register. An evaluation of the heating system in 1921 indicates that the radiator supplied the room with 45 units of heat, which was considered to be insufficient for the size of the room.<sup>368</sup> The radiator itself was first described by the residence appraisal of 1931 as "1 Radiator, 3 columns, 26", 12 sections, North Room." A photograph of the room taken in 1960 shows the radiator as then being mostly concealed by a window seat enclosure (see "Window Seats" for more details).

The radiator is believed to have been discarded in 1968 when it was replaced by the existing heating equipment. Physical remnants of the radiator include the steam knob, and marks on the wood floor where the four radiator feet once stood.

### Fire-Protection System

The room has a Pyrotronics smoke detector mounted on the ceiling near the hall doorway. It was installed in 1978 as part of an integrated fire-protection system for the house.

### Security System

The burglar-alarm system installed at Glenmont in 1889 had connections for all of the windows on the second story, including those of the North Room. No remnants of these early window connections remain today.

---

<sup>368</sup> Letter from R.W. Kellow to Mrs. Edison, Jan. 25, 1921. The letter states that the 45 units was seven units "short" for the size of the room. Edison NHS Archives.



Figure 156. North Room (Room 210), southwest corner, circa 1898.



Figure 157. North Room (Room 210), looking west, 1947.



Figure 158. North Room (Room 210), looking northeast, 1947.



Figure 159. North Room (Room 210), looking northwest, 1960.





Figure 160. North Room (Room 210), looking southeast, 1960.

## Hall Bathroom (Room 211)

### General Description

The Hall Bathroom is located off the back portion of the Second Floor Hall (Room 214b). Its dimensions were recorded by the residence appraisal of 1931 as measuring 9 feet by 11 feet.

The Hall Bathroom is one of two original bathrooms in the house dating to 1880-81. This was the family bathroom; the other original bathroom (Room 208) was for the servants.

The earliest documented reference to the bathroom is a bill dated May 7, 1882, from Pottier & Stymus that listed a mirror for the "Basin in 2<sup>d</sup> Bath."<sup>369</sup> The room became known in later years as the "Hall Bathroom."<sup>370</sup>

The original appearance of the Hall Bathroom was considerably different from its appearance today. A window or windows were most likely in the west wall, which was at that time an exterior wall. There was also much woodwork in the room, based on later notes by Herter Brothers for their estimate of April 4, 1889, for repairing and revarnishing the woodwork. Their notes also suggest that the toilet was partitioned in a separate "water closet":

Bathroom [woodwork]

- Floor - baseboard - bathtub & wash stand - doors & frame

Water Closet [woodwork]

- Floor - baseboard - window frame - seat

A change was made to the bathroom at an early date, when a new room (Room 212) was built on the exterior west side of the west wall. This is believed to have occurred circa 1884, during the Pedder ownership of the house. A doorway may have replaced an existing window in the west wall at this time. Such a doorway was mentioned in a later bill from Pottier & Stymus dated July 5, 1887, which listed a "Door transom & window" between the two rooms.

The bathroom was completely remodeled several years later, in 1899-1900. This work was done under the direction of architect Percy Griffin. E.H. Harrison & Bro. were the contractors in charge of the "plumbing and tile work," and David George installed and painted the wall and ceiling canvas.<sup>371</sup> The ceramic tiles, bathtub, sitz bath, and lavatory installed at this time survive in the room today. A shower attachment at the bathtub may also date to this renovation.

---

<sup>369</sup> This most likely referred to the Hall Bathroom, because Pottier & Stymus did no work in the service areas of the house.

<sup>370</sup> This name was used by the residence appraisals dated 1921, 1924, and 1931. Edison NHS Archives.

<sup>371</sup> Bill from Percy Griffin, July 31, 1900; bills from E.H. Harrison & Bro., Dec. 26, 1899, and Jan. 10, 1900; and bill from David George, Jan. 27, 1900. These were for work on both the "East and West bath rooms" (Rooms 204 and 211). Edison NHS Archives.

The last alteration of the room took place in 1909, when the adjacent west room (Room 212) was converted from a dressing room to a separate bathroom. (See the discussion of Room 212 for more information.) At that time, the west doorway connecting the two rooms was removed, a light shaft was built up to the roof, and a large triple window was installed the upper west wall to admit light from the light shaft.<sup>372</sup> E.H. Harrison & Bro. returned to patch the former doorway opening with ceramic tiles to match the rest of the room.<sup>373</sup>

The room as it exists today is unchanged from its 1909 appearance, except for the toilet, which was replaced circa 1941. All that survives from 1880-81 are the four walls and ceiling, the five-panel door, the steam radiator, and the ventilation grilles. The room is shown to visitors.

### Floor

The floor is paved with white, hexagonal ceramic tiles. The tiles were installed by E.H. Harrison & Bro. in 1899-1900, according to their bill dated January 10, 1900, for "plumbing and tile work."

The tiles were recorded by the 1921 and 1924 residence appraisals as "81 Sq. ft. white ceramic floor tiling." The 1931 residence appraisal listed "81 Sq. ft. 2" hexagon floor tile."

The original (1880-81) wood floorboards of the bathroom may survive beneath the ceramic tiles. The only recorded reference to the floorboards is in the notes of Herter Brothers, for an estimate dated April 15, 1889. This estimate was for repairing and refinishing the woodwork in the house, including the "floor" in the second-story bathroom and water closet.

### Walls

The walls are composed of two materials: plaster and ceramic tiles. The plaster walls are thought to date to the original construction of the room in 1880-81. They are flat, except for a molded plaster cornice at the ceiling.

The plaster walls are covered up to a height of about 6 feet with white ceramic tiles. This tile wainscot was installed in 1899-1900, and patched in 1909 by E.H. Harrison & Bro.<sup>374</sup> It is identical in appearance to the wainscot in the Owner's Bath (Room 204), which was installed in 1899-1900. The body of the wainscot is composed of plain rectangular tiles, the base is finished with baseboard tiles, and the top is composed of two rows of decorative tiles.

---

<sup>372</sup> Neither the window nor the light well appear in the HABS second-floor plan, because they are located above the 4-foot level used when drawing standard floor plans. The shaft appears in the third-floor plan.

<sup>373</sup> Bill from E.H. Harrison & Bro., Oct. 16, 1909. Edison NHS Archives.

<sup>374</sup> The former doorway in the west wall was closed and finished with ceramic tiles in 1909. The location of this doorway patch is not discernable in the tile wainscot today.

The wainscot was described by the residence appraisals of 1921 and 1924 as "162 Sq. ft. glazed wall tiling, sanitary base and cap." The 1931 residence appraisal recorded "162 Sq. ft. 4" x 6" wall tile."

Canvas was also installed in the room in 1899-1900, according to a bill from David George dated January 27, 1900. This canvas was presumably applied to the upper parts of the plaster walls and the ceiling, above the tile wainscot. It is difficult to ascertain if canvas survives on the walls today, lacking obvious vertical seams.

### Ceiling

The ceiling retains its original (1880-81) flat plastered finish. As with the walls, it is difficult to ascertain if the ceiling is covered with canvas. The only record of canvas installation is dated 1899-1900.

### Doorways

#### **Hall Doorway**

The room has one original doorway, at the south end of the east wall, leading to the back portion of the Second Story Hall (Room 214b). The doorway has a ceramic-tile architrave, a marble threshold, and a wood five-panel door held with two decoratively inscribed hinges. Of these, only the door and its hardware are original; the tile architrave and marble threshold were installed in 1899-1900.

The doorway was listed by the residence appraisals of 1921 and 1924 as having "1 5 panel S/S [single swing] door, frame, trim and hardware" and "glazed moulded door trim." The 1931 residence appraisal recorded "1 Oak door, 2'8" x 7'6" x 2", 5 panels."

#### **Missing Doorway**

An early doorway is missing from the room today. This west-wall doorway had connected the bathroom with the adjacent dressing room to the west (Room 212). It is believed to have been installed circa 1884, when the dressing room addition was built; it was removed in 1909 when the dressing room was converted to a bathroom. A transom window was a feature of the doorway, according to a bill from Pottier & Stymus dated July 5, 1887.

Plans to remove the doorway were considered by the Edisons as early as 1907. Tiffany & Company submitted an estimate dated August 2, 1907, to patch the opening with plaster. Architects Allen & Collens illustrated the alteration in a plan dated October 29, 1907.<sup>375</sup> It was not until 1909, however, that the work was actually carried out under the direction of Proctor & Company. (See the section "West Bathroom (Room 212)" for more details.)

---

<sup>375</sup> "Alterations of House, Allen & Collens," Oct. 29, 1907.

## Windows

### **West Window**

As stated previously, a large triple window is located the upper west wall, overlooking a light shaft. The window and light shaft were both installed in 1909.

The window has three wood casement-style sashes. The sashes are glazed with clear, textured glass held in place with lead comes. This is probably the "Art Leaded Glass" supplied by Sharpe Bros. for the "old bathroom," according to their bill dated October 29, 1909. The sashes are hinged to open into the room. The architrave trimming the window opening is wood.

The 1931 residence appraisal described the window as having "3 Hinged sash, 2'0" x 1'10", leaded glass lights."

### **Missing Windows**

The documentation suggests that the bathroom had two windows in the west wall when it was originally constructed in 1880-81. One window most likely had double-hung sashes and a stained-glass transom, similar to the other original windows in the second story. A second, possibly smaller window provided natural light to the enclosed water closet in the southwest corner of the room.<sup>376</sup>

As explained previously, it is likely that the first window was converted to a doorway circa 1884, to access the west addition built at that time. No changes, however, appear to have been made to the window in the water closet.<sup>377</sup> Both the doorway and the window were replaced in 1909 by the existing large window.

## Mirror

A large mirror is mounted to the south wall, above the lavatory. It is framed with white ceramic tiles dating to 1899-1900. It is similar in appearance to another mirror installed at this same time in the Owner's Bath (Room 204).

The mirror was recorded by the residence appraisal of 1931 as "1 Wall mirror, 2'2" x 2'4" in pine [sic] frame."

---

<sup>376</sup> The fenestration for the west wall is based on later documentation, because no early exterior views are known for this side of the house. A doorway with a transom, which was possibly converted from the original window, was in the west wall by 1887 (bill from Pottier & Stymus, July 5, 1887). A separate window was in the "wash closet," according to the bill from Pottier & Stymus, and a later bill from Herter Brothers dated Apr. 15, 1889.

<sup>377</sup> See footnote 376.

### **Bathroom Accessories**

The bathroom has various accessories, including shelves and towel rods, individual towel rods, a paper holder, a sponge holder, a soiled-towel holder, and clothes hooks. Documentation has been found on the installation of only one of these items (the soiled-towel holder, in 1909). The others are assumed to date to the renovation of the bathroom in 1899-1900. All metal components have a finish that resembles nickel plating. Engraving on several items identifies them as having been made by the J.L. Mott Iron Works of New York.

The residence appraisal of 1931 recorded the bathroom as then having "4 Glass and nickel plated toilet accessories."

### **Shelves and Towel Rods**

A combination shelf and towel rod is mounted to the south wall between the lavatory and the mirror. Two metal brackets support both the shelf and the rod. The brackets are engraved with the words "The J.L. Mott Iron Works N.Y." The shelf is made of a clear thick glass and sits on top of the brackets. The rod is thick glass supported on either side by the metal brackets below the shelf.

Two other towel rods are mounted to the east and west walls. Each has a thick glass rod supported by two metal brackets. The metal brackets of the east towel rod only are engraved with "The J.L. Mott Iron Works N.Y."

### **Toilet-Paper Holder**

A toilet-paper holder is mounted low on the south wall, between the lavatory and the toilet. It has two metal brackets and an octagonal plastic roller. No manufacturer's marks were found.

### **Sponge Holder**

A sponge holder is mounted to the north wall between the bathtub and the radiator. It is a large open basket made up of curved metal rods attached to a metal base. The base is engraved with the manufacturer's name, "The J.L. Mott Iron Works, N.Y."

### **Towel Holder**

A second open metal basket is mounted to the west wall next to the bathtub. This basket is similar in style to the sponge holder, except that it is longer. No manufacturer's marks are evident.

This is believed to be one of three baskets for soiled towels that were supplied and installed by plumber Chas. F. McGuire in October 1909. McGuire's bill, dated February 28, 1910, itemized the baskets as "3 Plate 3545A Nickel plated hanging towel baskets for soiled towels, \$14.00 [each]."

### **Clothes Hooks**

The room has four metal clothes hooks. Three are attached to the bathroom side of the hall door, and one is on the south wall east of the lavatory.

A fifth hook (missing today) may have been attached to the ceramic wainscot at the north wall. This is based on three characteristic holes in the tile.

### **Finishes**

Paint of a mustard-yellow color finishes the upper plaster walls, the ceiling, the five-panel door, the window sashes and architrave, and the exterior sides of the bathtub and seat bath.

The room's original finishes included painted walls and a decorated ceiling, according to the bill from Pottier & Stymus dated May 7, 1882. The woodwork appears to have been varnished as late as 1889, as suggested by an estimate from Herter Brothers dated April 15, 1889. The ceramic-tile wainscot was installed in 1899-1900, as was a canvas finish that was hung on the upper walls and ceiling and painted by David George.<sup>378</sup>

The later residence appraisals of 1921 and 1924 both record the room's finishes as being "Paint." No documentation after 1924 has been found.

There are several unanswered questions about the bathroom finishes. It is not known when the room was last painted, when the mustard-color paint was first applied, or when the woodwork was first painted. It is also difficult to ascertain whether or not canvas is now on the upper walls and ceiling.

### **Lighting System**

The room has one ceiling-mounted light fixture and the remnants of two gas light fixtures.

#### **Ceiling Light Fixture**

The ceiling light has a nine-panel, opaque-white glass shade. It is operated by a push-button switch at the east wall, north of the hall doorway. The light fixture and the switch were both rewired in 1968.

The documentation suggests that the existing light fixture was installed sometime between February 1921 and February 1927. The residence appraisals of 1921 and 1924 both described the light fixture as "1 3 light ceiling ring." By 1927, however, a lighting recommendations report suggested using "4- 25 watt A-19 Inside Frost MAZDA Lamps" in the "Bath Ceiling Fixture."<sup>379</sup>

---

<sup>378</sup> Bill from David George, Jan. 27, 1900. Edison NHS Archives.

<sup>379</sup> Letter with attached report from the Edison Lamp Works to Mrs. Edison, Feb. 14, 1927. Edison NHS Archives.

The 1931 residence appraisal recorded "1 Ceiling globe, ornamental frame." This fits the description of the existing fixture.

### **Missing Gas Light Fixtures**

The capped pipes of two early gas light fixtures are at the east and north walls. These pipes are incorporated into, and are almost flush with, the ceramic-tile wainscot. This suggests that the gas lights may have been in use as late as 1899-1900, when the ceramic tiles were installed.<sup>380</sup> The gas fixtures were missing by 1921, according to the residence appraisal for that year. No information on their appearance is known.

### **Electrical Outlets**

There are no electrical outlets in the bathroom.

### **Annunciator System**

The Hall Bathroom was served by the Edisons' annunciator system. It has one call button, mounted to the ceramic-tile wainscot (1899-1900) at the east wall, north of the hall doorway and above the light switch. The button has a finish that resembles mother-of-pearl. It is housed within a narrow metal band that encircles the button.

This button rang to the main annunciator board in the Kitchen, which has a station labeled "Second W. Bath." No documentation has been found for the installation of the bathroom's call button. The existing Kitchen annunciator was installed sometime between 1889 and 1912.

### **Plumbing System**

This room has had plumbing fixtures since its original construction in 1880-81. The original fixtures were replaced in 1899-1900. All of the room's existing fixtures date to that time, except for the toilet, which was replaced once again circa 1941.

### **Lavatory**

The lavatory is centered at the south wall. It is identical in appearance to the lavatory in the Owner's Bath (Room 204), being an oval shape with a white porcelain finish and two nickel-plated legs. Like the other lavatory, it was manufactured by J.L. Mott and installed in 1899-1900. (See Room 204 for a detailed description of the lavatory.) Only the faucet handles are different, having been replaced in 1952 by the existing handles.<sup>381</sup> These are inappropriate, however, because the new handles are attached to individual faucets, so that the lavatory now has three (instead of one) faucets.

---

<sup>380</sup> Otherwise, the gas pipes would probably have been removed and their holes closed with tile.

<sup>381</sup> Shaw, "Progress Data." Page 2 lists a voucher dated June 25, 1952, to "Replace two faucets on basin in 2nd Floor Bathroom Main Hall." Edison NHS Files.



The lavatory was described by the 1921 and 1924 residence appraisals as "1 Porcelain pedestal lavatory." The 1931 residence appraisal was more detailed, recording "1 Oval porcelain pedestal lavatory, 36" x 28", 2 nickel plated pedestals, 2 faucets, combination supply and waste."

### Toilet

The toilet is at the south wall, west of the lavatory. It is a modern style, with a low-back tank and a white porcelain finish. Writing on the interior of the tank identifies the toilet as having been made by the "Standard" Manufacturing Company. Writing on the interior of the tank cover reads "Oct 6 1941 — 186 4054 — Trenton — Made in U.S.A." The underside of the toilet seat is also imprinted with the writing "'Standard' Company Church Seat." Assuming that the tank cover is not a later replacement, the toilet was therefore installed sometime after October 6, 1941.

The remnant of an earlier, high-back toilet survives at the south wall above the existing toilet. This is a metal support engraved with the words "The J.L. Mott Iron Works N.Y." A similar support exists in the Owner's Bath (Room 204), where the high-tank toilet remains today. Because both toilets were installed in 1899-1900, they were most likely similar in appearance. That this was the case is verified by the descriptions of the toilet in the residence appraisals of 1921, 1924, and 1931. The only difference is that the Owner's Bath had a "mahogany finish" seat in 1931, while the Hall Bathroom was listed as having an "oak seat."

### Bathtub and Shower

The bathtub is at the north wall. It is a large rolled-rim model with claw feet, an interior white porcelain finish, and a painted exterior finish. It is similar in all ways to the bathtub in the Owner's Bath (Room 204), except that the plumbing is centered on the long (north) side instead of at the end. Like the Room 204 bathtub, the faucet is a flat disk, the faucet handles have six arms, and the waste mechanism is imprinted with "Standard Manfg. Co. Pittsburgh." Both bathtubs are believed to have been installed in 1899-1900.

The bathtub also has a shower attachment. This may have been installed as early as 1899-1900, and was most certainly in place by 1904 when "2 - white duck [shower] curtains" were purchased for the house by the Edisons.<sup>382</sup> The shower head is a perforated ring of metal suspended above the bathtub. Surrounding the shower ring is a second larger ring of metal, which supported the shower curtain. The shower was operated by three separate handles above the bathtub faucet handles. Two operated the water temperature for the shower. Each handle has eight arms and is labeled either "Hot" or "Cold." The third handle, labeled "Shower," directed the flow of water to the shower head. The water temperature itself could also be monitored by a thermometer, situated between the faucet handles. The lowest temperature reading on the thermometer is 60 degrees and the highest reading is 220 degrees. Writing on the thermometer identifies it as having been made by "J.T. Agliabue 66 Fultons N.Y."

The bathtub and shower were recorded by the residence appraisals of 1921, 1924, and 1931. The 1921 and 1924 appraisals both listed "1 Porcelain roll rim bath tub" and "1 Nickel plated

---

<sup>382</sup> Bill from the J.L. Mott Iron Works, Nov. 21, 1904. Edison NHS Archives.

shower ring and curtain." The 1931 appraisal was more detailed, describing "1 Enameled iron tub, 5'6", 5" flat rim, ball and claw feet, side fittings with 2 index valves, combination supply and waste, nickel plated shower head, valves, exposed piping, rod and curtain."

### Seat Bath

A small "seat bath" (also known as a sitz or foot bath) is at the east wall, north of the hall doorway. It is significant for being the only bath of this type in the house. The seat bath is similar in style to the larger bathtub, having claw feet, a white porcelain interior finish, a painted exterior finish, a flat-disk faucet, and two six-arm faucet handles. Because of these stylistic similarities, the seat bath has been dated 1899-1900.

The seat bath was recorded by the residence appraisals of 1921, 1924, and 1931. The 1921 and 1924 appraisals both listed "1 Porcelain Sitz bath." The 1931 appraisal described "1 Enameled iron foot bath, 2 faucets, combination supply and waste."

### Missing Original Plumbing Fixtures

Documentation on the room's original (1880-81) plumbing fixtures is scarce. The only early record is the bill from Pottier & Stymus dated May 7, 1882, which mentions a "Basin in 2d Bath."

A later document dated 1889 suggests that the bathtub and lavatory were encased in cabinetry, and that a separate water closet was partitioned off for the toilet. This is based on the handwritten notes by Herter Brothers for their estimate dated April 15, 1889. The estimate was for repairing and revarnishing the woodwork in the house, and the notes were an inventory of that woodwork. Woodwork listed in the second-story bathroom included a "bath tub & wash stand," along with a separate "water closet" room with a "seat." This bathroom cabinetry may have been carved and paneled similar to fine furniture, based on an illustrated plumbing catalog of the period.<sup>383</sup>

The locations of the original plumbing fixtures may have been similar to the arrangement of the fixtures today. This is based on the assumption that the existing plumbing beneath the floor was reused when the old fixtures were replaced in 1899-1900. If this were the case, the original water closet was in the southwest corner of the room, the wash stand was at the south wall, and the bathtub was at the north wall. Physical evidence of the original fixtures is likely to have been preserved in the form of "ghosts" and outlines beneath the existing ceramic-tile floor and wainscot installed in 1899-1900. Unfortunately, retrieval of that information is possible only by removing the tiles.

---

<sup>383</sup> J.L. Mott Iron Works, *Mott's Illustrated Catalog of Victorian Plumbing Fixtures for Bathrooms and Kitchens* (New York: Dover, 1987; reproduction of the original 1888 Mott's "Catalogue G"). Plates 67-G, 68-G, and 69-G on pp. 44-45 show "Cabinet Work For Bath Tubs" in the "Elizabethan" and "Eastlake" styles.

**Heating System**

The bathroom is unheated today, and has been since the steam radiator was disconnected in 1968.

The obsolete steam radiator is in the northeast corner. It may be an original (1880-81) feature of the room, as suggested by a patent date of "Sept. 22, 1874" cast into its lower base. The radiator is one column deep and six sections long. It is painted a mustard-yellow color similar to the rest of the room. This is most likely the same radiator recorded by the residence appraisal of 1931 as "1 Radiator, 1 column, 38", 7 [sic] sections, Hall Bathroom."

**Ventilation System**

Two metal grilles resembling heat registers are in the ceiling at the northeast and northwest corners of the room. These appear to be original features of the room, dating to 1880-81. Their likely function was to provide interior ventilation to the bathroom. As with the Service Bathroom, the air in the Hall Bathroom appears to have been vented originally to an uninhabited space under the roof.

**Fire-Protection System**

The bathroom has no fire-protection equipment.



Figure 161. Hall Bathroom (Room 211), looking east, 1960.

## West Bathroom (Room 212)

### General Description

The West Bathroom is the private bathroom for the adjacent West Room to the south (Room 213). Its dimensions were recorded by the 1931 residence appraisal as being 10 by 12 feet. A large double closet is on the north side of the room, and a light shaft is on the east side.

This room is a later addition to the original house. It is believed to have been built circa 1884 for the first owner of the house, Henry C. Pedder. No information is known about the early use or appearance of the room. Later documentation suggests that it was connected by doorways to two adjacent rooms: the Hall Bathroom (Room 211) and the West Room (Room 213).

Pottier & Stymus were hired by the Edisons to redecorate the room in 1887.<sup>384</sup> Their work, in what was then called the "Pink Room" or the "Boudoir," is documented in an undated work order and a final bill dated July 5, 1887. The walls were hung with a pink silk tapestry; a ceiling canvas was installed and decorated with flowers and cherubs; the woodwork was painted white and gold; and an existing circular heater was refinished to match the woodwork. "Embossed plates" were also supplied for the "Door transom & window to WC [water closet]."<sup>385</sup>

A detailed description of the room as redecorated in 1887 may also be found in the Dicksons' book on Edison, published in 1892:

The boudoir opening from the west bedroom seems like nothing in the world but a magnified bonbonniere in enamel and gold. Boudoir is a term derived from the French "bouder," to sulk, and these minute penetralia were originally provided for the indulgence of my lady's vapors; but it is difficult to associate gloom with the rose-colored atmosphere of this Elfin bower.<sup>386</sup>

Plans and specifications were prepared in 1905 by E.H. Harrison & Bro. to convert the boudoir into a bathroom for the West Bedroom.<sup>387</sup> A different layout was proposed two years later, in 1907, by architects Allen & Collens.<sup>388</sup> No alterations, however, were made at either time.

---

<sup>384</sup> Pottier & Stymus had previously done extensive work on the house for the original owner, Mr. Pedder.

<sup>385</sup> The "water closet" was the adjacent room to the east—Room 211. The "embossed plates" may have been some type of hardware for the window sashes. New furnishings, carpets, and curtains were also supplied by Pottier & Stymus, but are not described in this report.

<sup>386</sup> Dickson and Dickson, *The Life and Inventions*, pp. 355-56.

<sup>387</sup> E.H. Harrison & Bro., "Specification of the Plumbing Work and Materials Necessary for the Fitting Up Of Four Bathrooms in the Residence at Llewellyn Park, Orange N.J. According to the Plans Made by E.H. Harrison & Bro., Contractors." The three other bathrooms were Rooms 207, 208, and 303. Edison NHS Archives.

<sup>388</sup> "Alterations of House, Allen & Collens," Oct. 29, 1907.

It was not until 1909 that the bathroom remodeling was actually carried out, using a design that differed from both of those proposed previously. No architectural drawings are known for this job. An architect, however, was involved with the project. This is based on a bill from carpenter Adolph Vogel, which is headed, "Work Under Mr. Knowles, Superintendent."<sup>389</sup> Mr. Knowles was Wilbur Knowles, an architect from New York City, who was also working for the Edisons on the Fern Room addition (Room 116). Several other contractors also submitted bills for their materials and labor. E.H. Harrison & Bro. tiled the floor and the walls; Sharpe Bros. supplied the window glass; Chas. F. McGuire installed the plumbing and plumbing fixtures; and interior designers Proctor & Company finished the room with canvas and paint.<sup>390</sup>

The bathroom has been known by several names over the years. It was referred to as the "new bathroom" during the remodeling of 1909. The residence appraisals of both 1921 and 1924 listed it as the "West Guest Bathroom." The 1931 residence appraisal, on the other hand, simply used "West Bathroom."

The bathroom as it exists today is basically unchanged from its appearance in 1909. Some consideration was given in 1935 to adding either a shower attachment in the bathtub, or a shower stall in the northeast corner of the room.<sup>391</sup> No shower, however, was ever installed.

The bathroom is not open or interpreted to visitors.

### Floor

The floor is paved with white, hexagonal ceramic tiles installed in 1909. The tiles are documented by a bill from E.H. Harrison & Bro., dated October 16, 1909, for "tiling floor" in the "new bathroom" at a cost of \$109.20.

The floor was later described in the residence appraisals of 1921 and 1924 as "112 Sq. ft. white ceramic floor tiling," and in the 1931 residence appraisal as "112 Sq. ft. 2" hexagon floor tile."

Floorboards are likely to have finished the floor circa 1884 when the room was originally constructed. These may survive today beneath the existing ceramic floor tiles.

### Walls

The walls were built in three phases: 1880-81, circa 1884, and 1909. The earliest walls are the east wall (behind the existing light-shaft partition), and the eastern three-quarters of the south

---

<sup>389</sup> Bill from Adolph Vogel, Jan. 27, 1910. Edison NHS Archives.

<sup>390</sup> Bills from E.H. Harrison & Bro., Oct. 16, 1909; Sharpe Bros., Oct. 29, 1909; Proctor & Co., Jan. 11, 1910; and Chas. F. McGuire, Jan. 17, 1910. Edison NHS Archives.

<sup>391</sup> Letter from John V. Miller to Mrs. Edison, July 31, 1935. Edison NHS Archives.

wall. These walls were original (1880-81) exterior walls of the house prior to the construction of the large west addition circa 1884.

The walls built circa 1884 are the north wall of the existing closet, the entire west wall, and the west quarter of the south wall.

Two partitions were installed when the room became a bathroom in 1909. The north end was partitioned off to make a double closet, while the east end was walled off to form the light shaft. The existing room side of all the walls are coved at the ceiling; this feature is also believed to date to 1909.

The walls are finished with plaster, ceramic tiles, and wallpaper. Plaster finishes all of the walls described above; it was applied circa 1884 and in 1909.

A white ceramic-tile wainscot approximately 6 feet high finishes the room side of the walls only. It is documented by the bill from E.H. Harrison & Bro., dated October 16, 1909, which itemized "tiling sidewalls & base" in the "new bathroom." The body of the wainscot is composed of plain rectangular tiles. It is trimmed at the floor by baseboard tiles and at the top by two rows of decorative-relief tiles. The residence appraisals of 1921 and 1924 described the tiles as "216 Sq. ft. glazed wall tiling, sanitary base and cap." The 1931 residence appraisal listed "216 Sq. ft. 4" x 6" wall tile."

The upper plaster walls of the room are finished with a floral-design wallpaper installed sometime after 1924. The wallpaper is described in detail in the section entitled "Finishes."

### Ceiling

The ceiling was installed originally circa 1884, and it was altered in 1909. That part dating to circa 1884 is flat and plastered, and located in the main room and inside the north closet.<sup>392</sup>

Several changes were made in 1909. As part of the construction of the light shaft, the ceiling at the east wall was removed and replaced by a roof skylight. A bathtub enclosure with a low wood-paneled ceiling was built at the east wall, and a wood molding was installed on the room side.

### Doorways

The bathroom has one entrance doorway, one ceiling hatch, and two closet doorways. One early east-wall doorway is missing today. The south entrance doorway, the ceiling hatch, and the missing east doorway are described below; the closet doorways are discussed in the section entitled "Closet."

---

<sup>392</sup> For a discussion of the possible ceiling canvas, see the section entitled "Finishes."

**South Doorway (circa 1884 and 1909)**

The entrance doorway, at the west end of the south wall, connects the bathroom with the adjacent West Room (Room 213). This doorway most likely dates to the original (circa-1884) construction of the bathroom.<sup>393</sup> Original elements are the doorway opening, the five-panel wood door, the hinges, and the doorknob hardware. Later elements installed in 1909 are the marble threshold and the white ceramic-tile architrave.

The south doorway was described in the residence appraisals of 1921, 1924, and 1931. The 1921 and 1924 appraisals both listed "1 5 panel S/S [single swing] door, frame, trim and hardware." The 1931 appraisal recorded "1 Door, 2'8" x 7'6" x 2", 5 panels."

**Ceiling Hatch (1909)**

A small opening, or "hatch," is in the ceiling at the east end of the north closet. This hatch enables access to the upper part of the light shaft. Both the hatch and the light shaft were installed in 1909.

**Missing East Doorway (circa 1884)**

A doorway in the east wall connected with the adjacent Hall Bathroom to the east (Room 211) before 1909. This doorway is believed to have been enlarged from an original window opening circa 1884. The only documentation of the doorway is a bill from Pottier & Stymus dated July 5, 1887, that itemized "2 Embossed plates for Door transom & window to WC [water closet]." The doorway was removed in 1909 when the room was converted from a dressing room to a bathroom. No physical evidence of it is visible today.

**Windows**

The room has two windows, both dating to 1909. One is in the west wall, the other in the east wall. Earlier windows that are missing today may have been in both the west and north walls.

**West Window (1909)**

The west window (W-214) is in the circa-1884 exterior west wall. This is a triple window, consisting of a center stationary sash flanked by two side-hinged casement sashes. All three sashes are glazed with a clear textured glass held in place with lead comes. The glass was supplied by Sharpe Bros., according to their bill dated October 29, 1909, for "Art Leaded Glass: 3 lts [lights] 16 3/8" x 29 3/8", for the new bathroom." Window screens are on the room side of the two side windows. The window stool is wood. The architrave is made of white ceramic tiles, similar to the architrave of the south doorway.

---

<sup>393</sup> The earliest recorded mention of the doorway is the 1892 description of the room by the Dicksons, which states "The boudoir opening from the west bedroom...." [Ref., Dickson and Dickson, *The Life and Inventions*.]



The window was recorded by the residence appraisals of 1921, 1924, and 1931. The 1921 and 1924 appraisals both listed "3 Lead glass S/S sash, frames, trim and hardware." The 1931 appraisal described "1 Opening, 5'0" x 2'8", 3 casement sash, leaded glass lights."

#### **East Window (1909)**

The east window is in the 1909 east wall. This window looks onto the light shaft that was also created in 1909.<sup>394</sup> The window opening is large, rectangular, and oriented horizontally. It has one large stationary sash glazed in the same manner as the west window. This glass was also supplied by Sharpe Bros., according to their bill of October 29, 1909, for "Art Leaded Glass: 84" x 16 1/4". The wood architrave is painted a cream color.

The window was recorded by the residence appraisals of 1921, 1924, and 1931. The 1921 and 1924 appraisals both listed "1 Leaded glass stationary wall sash, frame, trim and hardware." The 1931 appraisal described "1 Fixed sash, 8'0" x 1'6", leaded glass light."

#### **Missing Windows (circa 1884)**

No windows survive from the original (circa-1884) construction of the room. These may have been in the north and/or west walls, both of which are exterior walls. The bill from Pottier & Stymus dated July 5, 1887, suggests that there were two windows, based their listing of "2 Sets silk madras curtains and gilt poles."<sup>395</sup>

An early exterior photograph of the house (fig. 19) shows one window at the north end of the west wall (where the closet is today). This appears to have been a single rectangular window opening with double-hung sashes. No other windows are visible in the photograph, because the south end of the west wall is obscured by the West Room (Room 213).

#### **Closet**

A large double closet occupies the entire north wall of the room. This closet was built in 1909 as part of the bathroom installation. It is believed to be unchanged today from its appearance in 1909.

The closet is divided into two equal halves by an interior wood partition. The floor is paved with white ceramic tiles installed in 1909. The north, west, and east walls are plastered, as is the ceiling.

Two wide doorways access the two sides of the closet. Each doorway has a pair of sliding wood doors. A total of four full-length beveled mirrors are attached to the room sides of the doors.

---

<sup>394</sup> The skylight is window number W-309. See the section entitled "Exterior Elements, Windows" for a description of the skylight. As explained in connection with Room 211, neither the window nor the light well appear in the HABS second-floor plan, due to their high location.

<sup>395</sup> The 1891 inventory also lists "2 sets silk Madras curtains and gilt poles."

These were supplied by carpenter Adolph Vogel, who most likely also built the closets. His bill, dated January 27, 1910, itemized "4 PP [Polished Plate] Mirror for 4 Mirror Doors, 24 7/8 x 66 1/2 - 1/2" Bevel, \$72.00."

Special built-in features exist inside the closet. The west side has a full-length clothes rod and clothes hooks at the back (north) wall. The east side has a chest of five drawers and several open shelves. A hatch is also in the ceiling at the east wall, which provides access to the upper part of the light shaft.

The closet was described in the residence appraisals of 1921 and 1924 as "1 Built-in wall wardrobe, with four beveled plate glass sliding doors, shelves, etc. complete." The 1931 appraisal did not mention the closet, but did record its doors as "2 Pair of sliding doors, 5'6" x 7'0", full bevel mirror panel."

### Bathroom Accessories

The bathroom has several accessories, including a glass shelf, drinking-glass holders, towel rods, a soiled-towel basket, and toilet-paper holder. Most of these accessories were supplied and installed by plumber Chas. F. McGuire, according to his bill dated February 28, 1910.

The residence appraisal of 1931 counted "6 Glass and nickel plated toilet accessories."

### Glass Shelf

A thick glass shelf supported by two metal brackets is mounted to the south wall above the lavatory. Engraving on the metal brackets identifies them as having been made by "The J.L. Mott Iron Works, N.Y."

This shelf is itemized in the 1910 bill as "1 Plate 3507A 36" Plate glass toilet shelf with nickel plated brackets, \$8.25."

### Drinking-Glass Holders

Two metal holders for drinking glasses are mounted to the south wall above the lavatory. Both are engraved with "The J.L. Mott Iron Works, N.Y." It is likely that these are the "2 Plate 3575A Nickel plated brass holders [and cut glass tumblers] @ \$2.40 [each], \$4.80 [total]," listed in the McGuire bill of 1910.

### Towel Rods

The bathroom has two towel rods mounted to the south wall. One is next to the lavatory; the other is above the bathtub in the east corner. Each is a thick glass rod supported by two metal brackets. One bracket of each pair is engraved with "The J.L. Mott Iron Works N.Y."

These are probably the two towel rods itemized in the 1910 bill as "1 Plate 3516A Crystal glass towel bar 36" x 1" with nickel plated standards, \$4.00," and "1 Crystal glass towel bar 26 1/2 long with nickel plate standards Plate 3516A, \$4.25."

### **Soiled-Towel Basket**

A large basket made of metal rods is mounted to the east wall at the foot of the bathtub. This is most likely one of three baskets for soiled towels supplied and installed by Chas. F. McGuire in 1909. The baskets were billed in 1910 as "3 Plate 3545A Nickel plated hanging towel baskets for soiled towels \$14.00 [each] \$43.50 [total]."

### **Toilet-Paper Holder**

A toilet-paper holder is mounted to the south wall, between the lavatory and the toilet. The holder is composed of a metal support bracket and an octagonal plastic roller. It may be the same holder listed in the 1910 bill as "1 Plate 3634A Nickel plated brass paper holder for sheets 7" x 5", \$2.75."

### **Finishes**

The room is finished today with white ceramic tiles, floral wallpaper, and cream-color and pale green paint. Canvas may also cover the upper walls and ceiling. The ceramic tiles, installed in 1909, pave the floor and cover the lower walls.

The wallpaper is on the upper walls above the wainscot and on the ceiling cove. It is a design of white flowers with green and white leaves and pink ribbons printed on a gray background. The date of the wallpaper is not known; as will be explained later, the documentation suggests that it was installed sometime after 1924 and possibly as late as 1934.

A cream-color paint finishes the woodwork, the ceiling, and the interior side of the closet. A pale-green paint trims the architraves of the east window and the closet doorways. Canvas has historically covered the walls and ceiling of the room. It is difficult to ascertain by visual inspection if this is the case today.

The earliest documentation of the finishes refers to the renovation of the room as a "boudoir" in 1887. The following work is recorded by the bill from Pottier & Stymus dated July 5, 1887:

1 Canvas ceiling in oil with floral & cherub decoration as per design;<sup>396</sup>

Sidewalls in silk tapestry [the undated work order specifies "pink tapestry"];

Wood work white & gold;

---

<sup>396</sup> The "design" followed by the painter has not survived.

Refinishing and Decorating Circular Heater Casing in White & Gold as per  
bill of Edward E. Gold & Co.

This work was actually done, based on a description of the room in 1892 that noted finishes of "enamel and gold" and a "rose-colored atmosphere."<sup>397</sup> All that survives of these finishes today is the decoratively painted heater, which was moved to an attic room (Room A1) in 1909.

The boudoir was completely redecorated in 1909 when it was converted to a bathroom. The white ceramic-tile floor and wainscot were installed at this time by E.H. Harrison & Bro. (See the sections "Floor" and "Walls" for details.) Proctor & Company also billed the Edisons on July 1, 1910, for the following work:

Bath Room: walls and ceiling prepared and covered with canvas, painted  
three coats, wood work enameled cream and rubbed down to dull finish.  
152.00

The residence appraisals of both 1921 and 1924 recorded the room as having white ceramic tiles and "paint" of an unspecified color. No wallpaper is mentioned in either appraisal.

Three estimates for refinishing the room were received by Mrs. Edison in 1927 and 1933. All three estimates described repairing the plaster and painting the walls, ceiling, and woodwork. No wallpaper was proposed at this time.<sup>398</sup>

It was not until 1934, however, that work was actually done on the room. It was accomplished under the direction of Mrs. Renner. Little is known about the job, except that "painters" were employed and the mirrors were resilvered.<sup>399</sup> The painters were scheduled to complete the work by April 11, 1934, according to a letter of that date from Mrs. Renner to Mrs. Edison. No mention was made of "wallpaper" or "wallpaper hangers," suggesting that the existing wallpaper in the room was installed sometime after 1934.

No record has been found of finishing work done in the room after 1934.

### Lighting System

The room has one ceiling light fixture. Earlier light fixtures, now missing, include one electrolier and one or more gas lights.

<sup>397</sup> Dickson and Dickson, *The Life and Inventions*, pp. 355-56.

<sup>398</sup> Estimates from The Misses McKey, Aug. 1, 1927; Charles A.W. Rinschede, Oct. 2, 1933; and Malcolm Baker Interiors, Oct. 3, 1933. Edison NHS Archives.

<sup>399</sup> Mrs. Renner noted the following in a letter to Mrs. Edison dated Apr. 30, 1934: "Have proceeded with silvering mirrors as otherwise the painters could not finish west room bath." Edison NHS Archives.

### Ceiling Light Fixture

The existing ceiling light fixture has one light and a small white-glass shade.<sup>400</sup> The light is operated by a push-button switch at the west wall next to the south doorway. The light fixture itself was in the room in 1921, and most likely dates to the remodeling of the room in 1909. The glass shade is later, having replaced an earlier shade sometime after January 1931. The light fixture and its switch were both rewired in 1968.

This may be the same light fixture that was supplied to Proctor & Company for an unspecified "Bathroom" in 1909. This fixture was described in a work order dated October 6, 1909, as:

1 C 12965 - 1 lt. [light] electric ceiling fixture, nickel plated, 16 C.P.  
[candle power] frosted ball lamps [sic], beaded cover \$16.00

The light fixture was recorded by the residence appraisals of 1921, 1924, and 1931. The 1921 and 1924 appraisals both listed "1 1 light crystal ceiling ball." The 1931 appraisal was more detailed, describing "1 Ceiling fixture, cut glass globe" along with "1 Switch." It is not known how long after 1931 the existing shade was installed.

The light bulb recommended for use in the ceiling fixture in 1927 was "1- 60 watt A-21 Inside Frost Mazda Lamp."<sup>401</sup>

### Missing Electrolier

The inventory of 1891 records the room—then known as the boudoir—as having "1 electrolier." The electrolier may have been installed when the house was first electrified in 1887. No other descriptions or illustrations of the electrolier are known.

### Missing Gas Light Fixtures

One or more gas light fixtures were most likely installed circa 1884, when the room was originally constructed. Gas lighting may have been replaced by electrical lighting in 1887. No physical remnants of any gas lights remain in the room today.

### Electrical Outlets

The bathroom does not have, nor has it ever had, electrical outlets.

---

<sup>400</sup> The shade is the same style as the shades on the chandelier in Mr. Theodore's Room (Room 206).

<sup>401</sup> "Lighting Recommendations" report conveyed to Mrs. Edison in a letter dated Feb. 14, 1927. Edison NHS Archives.

### Plumbing System

The bathroom has a lavatory, a toilet, and a bathtub. All three are original to the 1909 bathroom installation. They were supplied and installed in October 1909 by plumber Chas. F. McGuire. McGuire listed the plumbing fixtures in his bill dated February 28, 1910.

#### Lavatory

The lavatory was itemized in the 1910 bill as "One Tremount Lavatory Plate #4014A J.L. Mott Complete \$122.25."

The lavatory is at the south wall, east of the doorway to the West Room (Room 213). It has an oval bowl set in a counter that has a serpentine front edge and two front legs. The entire lavatory, including the counter and legs, has a white porcelain finish. Writing cast on the underside of the lavatory reads, "IMPERIAL \* The J.L. Mott Iron Works." Water flows through a single center faucet that is controlled by two faucet handles. Each handle has four arms finished with white porcelain and labeled either "HOT" or "COLD." The control for the waste drain mechanism is at the faucet, and features a top porcelain knob.

The lavatory was recorded by the residence appraisals of 1921 and 1924 as "1 Porcelain pedestal lavatory." The 1931 residence appraisal was more detailed, listing "1 Porcelain pedestal lavatory, 38" x 24", 2 pedestals, 2 index valves, combination supply and waste."

#### Toilet

The toilet was listed in the 1910 bill as "One J.L. Mott closet Plate 5012A with white celluloid] enameled seat & tank comp[lete] - \$101.75."

The toilet is at the south wall, between the lavatory and the bathtub. It has a white porcelain bowl, a white seat, an elevated wood tank, and a flush handle attached to the tank. Writing on the front rim of the inside bowl reads "VITRO SILENTIS ADAMANT." The underside of the seat is imprinted with "Church Semi-White Seats." The metal wall support for the flush mechanism is engraved with "THE J.L. MOTT IRON WORKS N.Y."

The toilet was recorded by the residence appraisals of 1921 and 1924 as "1 Porcelain water closet hopper, high tank." The 1931 appraisal was more detailed, describing "1 Vitreous china water closet, high wood tank, celluloid seat and cover."

#### Bathtub

The bathtub was described in the 1910 bill as "One Bath tub the 'Devonian' Plate 2563A J.L. Mott -Complete \$104.00."

The bathtub is at the south end of the east wall. It has a rolled rim, four pedestal feet, and a white porcelain finish. The plumbing fixtures at the south end of the bathtub include a flat disk faucet and two faucet handles. Each handle has five metal arms and a center white porcelain button

labeled either "HOT" or "COLD." The waste drain mechanism features a white porcelain button labeled "WASTE." It is engraved inside with the word "Standard."

The 1921 and 1924 residence appraisals described the bathtub as "1 Enameled iron roll rim bath tub." The 1931 residence appraisal recorded "1 Enameled iron tub, 5'0", 5" flat rim, porcelain blocks, 2 index valves, combination supply and waste."

### **Shower**

Mrs. Edison considered having either a shower attachment or a shower stall installed in the bathroom in 1935. Both options are described in a letter from John Miller to Mrs. Edison dated July 31, 1935. No action appears to have been taken, however, because there is no shower in the room today.

### **Heating System**

The room is heated today by warm air emitted through a floor register at the west wall. The heat is controlled by a thermostat at the south wall east of the doorway. Both were installed in 1968.

### **Missing Radiator**

A steam radiator heated the bathroom from 1909 until 1968. It was in the same location as the existing modern heat register at the west wall. The radiator was removed, and presumably discarded, in 1968.

One new "6 section radiator" was installed in the bathroom in October 1909, according to a bill from plumber Chas. F. McGuire dated January 17, 1910. A study of the heating system in 1921 determined that the room was inadequately heated by the radiator, supplying only nine units of heat where 18 units were needed.<sup>402</sup> A larger radiator may have been installed sometime after 1921, explaining why the 1931 residence appraisal recorded "1 Radiator, 2 columns, 32", 10 sections."

### **Missing Heater**

A steam heater warmed the room from circa 1884 until 1909. The only record of this heater is the bill from Pottier & Stymus dated July 5, 1887, which noted:

Refinishing and Decorating Circular Heater Casing in white & gold as per  
bill of Edward E. Gold & Co. \$15.00

A heater fitting this description exists today in the south attic room (Room A1). It may have been moved here from the boudoir when a steam radiator was installed in its place in 1909 (see "Missing Radiator," above). It is a low circular unit with a white outer casing. The white casing

---

<sup>402</sup> Letter from R.W. Kellow to Mrs. Edison, Jan. 25, 1921. Edison NHS Archives.

is decorated with a multicolor floral design with gold details. Writing cast into the heater base identifies it as having been made by:

Edward E. Gold & Co. New York Gold's patent steam compound coil  
wrought iron circulating heater Pat. Mar. 16, 1880, Pat. May [?]1, 1881.

### Fire-Protection System

An ionization smoke detector made by Pyrotronics is mounted to the ceiling above the south doorway. This detector was installed in 1978 as part of an integrated fire-protection system for the house.

### Security System

The burglar-alarm system installed at Glenmont in 1889 had connections for all of the windows in the second story, which presumably included those of the West Bathroom.<sup>403</sup> No physical evidence remains of this early system, because the room's windows were replaced in 1909.

---

<sup>403</sup> Letter from Edwards & Co. to Charles Batchelor, Sept. 14, 1889. The letter notes that the windows in the second story, including the "2 floor rear," were connected to the burglar-alarm system. Edison NHS Archives.



## West Room (Room 213)

### General Description

The West Room is the largest bedroom in the house. It was recorded by the 1931 residence appraisal as measuring 16 feet by 26 feet.

The West Room has always been a bedroom. This is based on the bedroom furnishings itemized in a bill from Pottier & Stymus dated May 7, 1882; the inventories of 1886 and 1891; and the furnishings appraisals of 1921, 1924, and 1930. The Edisons' daughter, Madeleine Sloane, recalled in 1973: "This was the principal guest room and many famous people stayed here." Early documents dated 1882 and 1886 referred to the room as the "Room [or Bedroom] Over Dining Room." A work order and bill dated 1887 called the room the "Blue Room" and the "Large Chamber." The 1891 inventory used "West Bedroom," while the furnishings appraisals of 1921 and 1924 preferred "West Guest Room." "West Room," the term used in this report, is found in the residence appraisals of 1921, 1924, and 1931, and in the furnishings appraisal of 1930.

The room as it exists today is little changed from its last remodeling in 1934. Previous alterations also had been made circa 1884, in 1887, and in 1909.

The West Room is part of the original (1880-81) house. However, it was smaller than it is today, comprising approximately the east two-thirds of the existing room. A few details are known about the appearance of this early room. A bill from Pottier & Stymus dated May 7, 1882, notes that the walls were painted, the ceiling was decorated, curtains were made up for "1 window", and a "Medicine Closet & Mirror" were installed over a "Basin." A later floor plan shows the wash basin in the northeast corner of the room, the fireplace mantel at the south wall (where it is today), and a doorway in the east wall leading to a closet. This closet occupied the southwest corner of the present Store Room (Room 214a).<sup>404</sup>

The room is believed to have been enlarged to its present size circa 1884 for Henry C. Pedder, the original owner of the house. This date is based on the known construction date of the adjacent "billiard room" to the west (Room 114) in July 1884, and the absence of documentation for an addition during the early Edison years. Building of the addition involved removing the west end wall, extending the existing north and south side walls, and building a new west end wall, ceiling, and roof. The only record of the newly enlarged room is the inventory of 1886. This lists various pieces of cherry bedroom furniture, a cherry mantel piece with "shelves, plate glass & c.," a brass chandelier with four burners, and two windows. Nothing is known about the room colors, except for the furniture upholstery and window hangings, which were a white silk tapestry decorated with flowers.

The room was extensively redecorated by the Edisons in 1887, shortly following their acquisition of the house in 1886. Pottier & Stymus, who had done the original interior furnishing of the house, were hired to do the job. Their work is documented by an undated work order and a final bill dated July 5, 1887. These indicate that the woodwork was refinished, a double portiere

---

<sup>404</sup> "Alterations of House, Allen & Collens," Oct. 29, 1907. The second-floor plan shows both existing conditions and proposed alterations.

and extra picture molding were installed, the walls were hung with fabric, and the ceiling was embellished. The wall fabric was described as a "blue & ecru Spanish tapestry with border gimp & cord." No details were provided of the "embellished" ceiling, although a later description of the second-story bedrooms in 1892 noted that the ceilings were "painted with designs of flowers and cupids, after the joyous French fashion."<sup>405</sup>

New electrical light fixtures were in place in the room by 1891, according to the inventory of that date that listed "2 electroliers" and "3 side electroliers." These may have been installed as early as 1887, when the house was first electrified.

A second remodeling of the room was undertaken by the Edisons in 1909-10. Estimates for the job had been received two years earlier, in 1907, but it was not until 1909-10 that the work was actually done.<sup>406</sup> The superintendent for this job, and for other work being carried out in the house at this time, was architect Wilbur Knowles of New York City.<sup>407</sup> The contractors of record were interior designers Proctor & Company, carpenter Adolph Vogel, and plumber Chas. F. McGuire.<sup>408</sup>

The changes made in 1909-10 were extensive. The existing window sashes were removed, as were the closet, the fireplace mantel, the blue wall fabric, the light fixtures, and the wash basin. Installed in their place were two French doors, a large window, two small casement windows (one on either side of the fireplace), a new fireplace mantel, Sicilian silk wall fabric, a painted canvas ceiling, and six new wall-mounted light fixtures. The adjacent boudoir to the north (Room 212) was also converted to a bathroom at this time. The finished appearance of the room as renovated in 1909-10 is documented by two photographs only—both taken June 18, 1914 (figs. 162-63).

Except for the addition of a ceiling light fixture in the 1920's, no other significant alterations were made to the room until 1934. At that time, interior designer Mrs. Renner was employed by Mrs. Edison to redecorate the room. The existing wall fabric was removed, and the walls and ceiling were refinished in a new design. The walls were painted brown using a "stippling" technique; a pink wallpaper frieze was hung; the cornice was painted green; and the ceiling was painted a plain cream color. New floorboards also appear to have been installed about this time. The walls were repainted in a similar manner in 1952. The room is little changed today from its appearance in 1934.

---

<sup>405</sup> Dickson and Dickson, *The Life and Inventions*, p. 355.

<sup>406</sup> Tiffany Studios submitted an estimate dated Aug. 2, 1902, and architects Allen & Collens prepared a second-floor plan showing proposed alterations ("Alterations of House," Oct. 29, 1907). Edison NHS Archives.

<sup>407</sup> This is based on a bill dated Jan. 27, 1910, from carpenter Adolph Vogel, which is headed "Work under Mr. Knowles, Superintendent." Work was also being carried out in the adjacent bathroom to the north (Room 212), the Drawing Room (Room 100), the Reception Room (Room 102), and the Fern Room (Room 116). Edison NHS Archives.

<sup>408</sup> Bills from Proctor & Co., July 1, 1910; carpenter Adolph Vogel, Jan. 27, 1910; and plumber Charles McGuire, Jan. 17, 1910. Edison NHS Archives.

The West Room is open and interpreted to the public.

### Floor

The floor dates to two periods of construction: 1880-81 and circa 1884. The original floor comprises the east two-thirds of the room. The later floor area, installed when the room was enlarged circa 1884, makes up the west third of the room.

Two layers of floorboards finish the floor. The earlier, pine floorboards are laid in an east-west direction. They are documented by two photographs of the room dated June 18, 1914 (figs. 162-63), and by the residence appraisals of 1921 and 1924. The appraisals described the floor as "517 Sq. ft. Georgia pine comb grained flooring." Investigation of the floor in 1967 verified the existence of these early floorboards. National Park Service employee Gordie Whittington recorded his findings in a log book entry dated November 16, 1967:

Yesterday some flooring was taken up at the bathroom door on the west corner wall of the west bedroom. There are, a subfloor, pine floor (which was the finished floor until the existing oak floor was installed over it).<sup>409</sup>

The date of the early floorboards is not certain. They may have been installed in two phases: 1880-81, when the room was originally constructed, and circa 1884, when the room was enlarged. Alternatively, the entire room may have been completely refloored circa 1884.

The top floor layer is oak boards laid in a north-south direction. Gordie Whittington described the floorboards in 1967 as being "5/16" thick without tongue or groove."<sup>410</sup> These appear to have been installed sometime after 1933, based on an estimate dated October 2, 1933, from Charles A.W. Rinschede. Rinschede proposed filling the "broken places" in the floor with plastic wood, and "stop[ing] creaks if possible." Mrs. Renner, not Rinschede, was hired to renovate the room in 1934. Little documentation exists of Mrs. Renner's work, although it is likely that the new floorboards were installed under her supervision. The floorboards were definitely in place by 1947, as seen in two photographs of the room taken in August of that year (figs. 164-65).

### Walls

The walls date to two periods of construction: 1880-81 and circa 1884. The original walls are in the east two-thirds of the room, while the later walls are in the west third of the room. Projecting pilasters at the north and south walls and a ceiling beam define the former location of the original west wall.

All of the walls are finished with plaster and trimmed by a wood baseboard, wood picture molding, and plaster ceiling cornice. The baseboards at the east and west ends of the room resemble

---

<sup>409</sup> Gordie Whittington, log book "Building No. 10: Mar. 7, 1966 - Dec. 30, 1968." Maintenance Office files, Edison NHS.

<sup>410</sup> See footnote 409.

one another, suggesting that the lengths of baseboard installed in the circa-1884 west addition were made to match the original circa-1881 work.

Proctor & Company installed the existing picture molding in 1909-10, and may also have installed the plaster cornice. Their estimate, dated August 5, 1909, proposed a new ceiling "with cornices." Their final bill, dated July 1, 1909, did not itemize cornice work, but did mention furnishing, installing, and painting the picture molding. It is therefore unclear if any cornice work was done at this time.

The residence appraisals of 1921 and 1924 recorded the baseboard as "71 Lineal feet base, moulding and floor member," and the picture molding as "94 Lineal feet picture moulding." For unknown reasons, different measurements were obtained for the 1931 residence appraisal, which listed "76 Lineal ft. 10" baseboard" and "84 Lineal ft. 2" picture moulding."

### Ceiling

The ceiling structure dates to two periods: 1880-81 and circa 1884. The original ceiling is in the east two-thirds of the room, and the later, circa-1884 ceiling is in the west third of the room. The newer ceiling is separated from the older ceiling by a large north-south ceiling beam. This beam was most likely installed to carry the load of the room above when the room was enlarged circa 1884.<sup>411</sup>

The ceiling is finished on both sides of the room with canvas-covered plaster, the date of which is uncertain. The plaster may be contemporary with the ceiling structure (1880-81 and circa 1884), or it may have been completely replaced in 1909-10. Proctor & Company proposed "removing present ceiling in both sections of bed room, making new plaster ceiling throughout, with cornices," in their estimate dated August 5, 1909. Their final bill, however, described "repairing ceilings, [and] covering with prepared canvas." This suggests that the old plaster was retained and patched.

The presence of a plaster ceiling medallion on the east side of the room confirms that at least some of the early ceiling was retained in 1909-10. It is likely that the original gas chandelier hung from this medallion, as did one of the two later electroliers. The east electrolier is believed to have been removed in 1909-10; it was definitely missing by June 18, 1914, based on a photograph taken at that time. See the subsequent section "Lighting" for more details on the light fixtures.

### Doorways

The room has four doorways: one dated 1880-81, one dated circa 1884, and two dated 1909-10. One original closet doorway is missing today, having been closed in 1909-10.

---

<sup>411</sup> Today this space is divided into Rooms 308 and 309.

**Hall Doorway (1880-81)**

The hall doorway is near the north end of the east wall. This is an unaltered original doorway dating to 1880-81. Doorway elements include a molded architrave with bull's-eye corner blocks, a wood threshold, and a five-panel wood door having two hinges with incised decoration and doorknob hardware.

This doorway and the bathroom doorway were both recorded by the 1921 and 1924 residence appraisals as "2 5 panel S/S [single swing] doors, frames, trim and hardware." The 1931 residence appraisal listed the hall doorway as "1 Door, 2'10" x 7'6" x 2", 5 panels."

**Bathroom Doorway (circa 1884)**

A doorway to the West Bathroom (Room 212) is near the west end of the circa-1884 north wall. The doorway has also been dated circa 1884. It is identical in appearance to the original hall doorway, except that it has a marble threshold that was installed in 1909.

**French Doors (1909-10)**

Two exterior doorways (D-201 and D-202) are at opposite ends of the west end wall. These were enlarged from two original (circa-1884) window openings in 1909-10. All that survives of the windows are the openings themselves and portions of the bull's-eye architraves. Each doorway has clear-glass transoms and a pair of French doors, all of which date to 1909-10. The doors are wood, with each door leaf having three panes of clear glass above a wood panel.

Some documentation exists on the installation of the French doors in 1909-10. The earliest is a letter from Proctor & Company to Mrs. Edison dated August 24, 1909, which states: "Under separate cover I have mailed you a scale drawing for the casement, also the French windows in the West or Guest Room."<sup>412</sup> The glass for the transoms was supplied by Sharpe Bros., according to their bill dated October 29, 1909, for "Art Leaded Glass: 2 lt. [lights] 30 3/8 x 10 1/8 transom over door[s]." Proctor & Company provided the two pairs of curtains for the completed "French windows," as listed in their final bill dated July 1, 1910.

The doorways were recorded by the residence appraisals of 1921 and 1924 as "2 6 Light casement sash D/S [double strength] glass frame, trim and hardware." The 1931 residence appraisal was more detailed, listing "2 Pair of French doors, 3'0" x 6'3" x 1 3/4", 6 lights, full brass bolts, 1'3" transom, 1 light."

**Missing Closet Doorway**

A doorway was formerly located in the east wall south of the hall doorway. This doorway had opened to a closet, which had been formed by partitioning off the southwest corner of the present Store Room (Room 214a). The only record of this closet and its doorway is a second-floor

---

<sup>412</sup> The drawing, unfortunately, has disappeared.

plan prepared in 1907 by architects Allen & Collens.<sup>413</sup> This shows the existing conditions and proposed changes, with the closet and doorway drawn as existing features slated for removal.

The closet and doorway were probably original features of the room dating to 1880-81. Both are believed to have been removed as part of the room's renovation in 1909-10. The doorway woodwork was removed; the opening was patched with lath, plaster, and a baseboard; and the closet's partition walls were removed. No documentation other than the previously described 1907 plan exists for this work. The earliest record of the completed job is a photograph dated June 18, 1914 (fig. 162), which shows a wall surface in place of the doorway. The east wall retains this configuration today.

### Windows

The room has three windows in the south wall. All three windows date to the renovation of the room in 1909-10. They have been assigned window numbers W-217, W-218, and W-219.

The room has undergone three phases of window construction, in 1880-81, circa 1884, and 1909-10. No significant changes have been made to the windows since 1909-10.

#### **Large South Window (1909-10)**

A large window (W-217) is at the west end of the south wall. This window was created from a pair of circa-1884 windows in 1909-10. Window elements include a molded architrave with bull's-eye corner blocks, large double-hung sashes, a transom window glazed with clear leaded glass, and a paneled window seat.

The large window is first seen as a proposed design in a 1907 floor plan by architects Allen & Collens.<sup>414</sup> No documentation exists for the actual window installation in 1909-10. It is known, however, that carpenter Adolph Vogel supplied the "Crystal Plate Glass (for West Room Sash) \$4.50," according to his bill dated January 27, 1910. Sharpe Bros. also appear to have furnished the window glass for the transom, described in their bill of October 29, 1909, as "Art Leaded Glass: 1 lt [light] 72 1/2 x 10 1/2 west room." The curtains for the new window, described as "1 Pr. extra large tudor silk curtains," were furnished by Proctor & Company and billed on July 1, 1910. These curtains are drawn in the closed position in a photograph of the room dated June 18, 1914.

Descriptions of the window are provided by the residence appraisals of 1921, 1924, and 1931. The 1921 and 1924 appraisals inaccurately recorded the window as "1 9' x 4'6" plate glass stationary observation sash, with 3 transom lights, frame, trim and hardware." The 1931 appraisal was more reliable, listing "1 Double hung window, 6'6" x 4'6" x 1-5/8", 2 lights and 1'6" transom, leaded glass light."

---

<sup>413</sup> "Alterations of House, Allen & Collens," Oct. 29, 1907.

<sup>414</sup> See footnote 413.

### South Casement Windows (1909-10)

Two small casement windows flank the fireplace at the south wall. Both were installed in 1909-10. Each window has a molded architrave with no corner blocks, and a pair of wood casement sashes. Each sash is side-hinged to open outward, and is glazed with nine panes of clear glass.

The earliest documentation of the windows is a second-floor plan of existing conditions and proposed changes dated 1907.<sup>415</sup> The design for the windows is also mentioned in a letter dated August 24, 1909, from Proctor & Company to Mrs. Edison: "Under separate cover I have mailed you a scale drawing for the casement...in the West or Guest Room." The drawing, unfortunately, has not survived. Reference to the as-built windows is found in the final bill from Proctor & Company dated July 1, 1910, which lists "2 Pr. tudor silk curtains for casement windows" in the "West Bedroom." The western casement window is shown in a photograph of the room dated June 18, 1914 (fig. 163).

The casement windows were described by the residence appraisals of 1921, 1924, and 1931. The 1921 appraisal inaccurately recorded "1 [sic: 2] pair 18 light S/S [single swing], D/S [double strength] glass, frame, trim and hardware." The 1924 appraisal corrected the error by changing "1 pair" to read "2 Prs. [pairs]." The 1931 appraisal was even more detailed, listing "2 Pair of casement sash, 3'4" x 2'0" x 1-3/8", 18 lights."

### Missing Circa-1884 Windows

Four windows dating to circa 1884 were altered in 1909-10. These windows had been installed circa 1884 in the west addition to the room. Their location and appearance are documented by two early exterior photographs of the house (figs. 12 and 19). These show two windows in the west wall, and a pair of windows at the west end of the south wall.<sup>416</sup> Each window opening had double-hung sashes and a transom sash. The double-hung sashes appear to have been glazed with clear glass. The transom glass type is less evident, although this was probably a stained-glass sash similar to the other transoms in the second story. The sashes of all four windows were removed and discarded in 1909-10. The two west-window openings were enlarged to become two French doorways, and the south-wall window openings were enlarged to become one large window.

### Missing 1880-81 Window

Very little information is available on the window in the original, smaller West Room. The only documentary reference is the bill from Pottier & Stymus dated May 7, 1882, which included "making up 1 window curtains [sic] in our own cashmere trimmings & c. \$90—" in the "Room Over Dining Room." This suggests that the room had only one window opening.

---

<sup>415</sup> See footnote 413.

<sup>416</sup> The information in the photographs is corroborated by an early bill dated July 5, 1887, from Pottier & Stymus for "1 Double & 2 single window curtains..." Edison NHS Archives.

The window may have been similar in appearance to the original (1880-81) window in the east wall of the Living Room (Room 205), which was also furnished by Pottier & Stymus with "1 set long window curtains in cashmere, \$220—." Although it was removed in 1905, the Living Room window is shown in exterior photographs as a projecting bay window with five pairs of sashes and transoms. A similar configuration may have also existed in the West Room—most likely in the original west wall. This wall, along with its window, was removed circa 1884 to make way for the new west addition.

### Fireplace

A fireplace is near the east end of the south wall. It is an original feature of the room dating to 1880-81. The mantel, the tiles surrounding the firebox, and the hearth tiles may have been altered in 1909-10.

The existing fireplace has a paneled wood mantel and shelf. The firebox opening is bordered by ceramic tiles in an apple-blossom design executed in colors of gold and white. One of these tiles, in the center top location, is a different design than the others and may be a replacement. The hearth tiles are an abstract floral design, also in gold and white, and are bordered at the outer perimeter by a band of narrow black tiles. The firebox has a metal liner with a raised-relief design of geometric and floral forms.

The earliest record of the fireplace is the 1886 inventory that listed the room as having "1 Cherry mantel piece, shelves, plate glass & c.," along with "1 Polished steel & brass fireplace & fender." No changes are recorded as having been made in 1887 when the room was redecorated for the Edisons by Pottier & Stymus.

By 1907, some thought was being given to altering the fireplace. Tiffany Studios proposed the following in an estimate dated August 2, 1907: "Remove old mantel, facing and front hearth, ...new mantel of cherry primed for enamelling." A similar proposal was submitted two years later by Proctor & Company, who quoted a cost of \$87.50 for "1 New Mantel Piece, made and set up" in their estimate dated August 5, 1909.

Proctor & Company was hired for the job, based on records of the work on file at Edison NHS. Unfortunately, no surviving records mention any work on the fireplace mantel. This does not mean that no alterations were made at this time. Other work was also carried out in the room in 1909-10 that is not explicitly documented in the records, such as the window alterations. A later photograph of the room dated June 18, 1914, clearly indicates that some changes had been made to the mantel since it was described in 1886. Missing are the "shelves, plate glass & c." from the upper area of the mantel. It is likely but not certain that this modification had been made in 1909-10. Also unclear is the extent of the alterations.<sup>417</sup>

The residence appraisals of 1921, 1924, and 1931 all recorded the fireplace and its mantel. The 1921 and 1924 appraisals both described "1 5'6" maple and birch mantle [sic], tile facing and

---

<sup>417</sup> For example, it is not known if the shelves were simply removed, or if the entire mantel was replaced. Also, the tiles around the firebox and the hearth tiles may or may not have been changed at this time.



hearth in brass frame, complete." The 1931 appraisal differed slightly, listing "1 Mantel, 6'0" wide, pine shelf, ornamental frieze and pilasters, metal fireplace, tile facing and hearth."<sup>418</sup>

### Finishes

The room is finished today with varnished woodwork, painted plaster walls, a wallpaper border, and a painted ceiling canvas. This scheme dates to 1934, when it was executed under the direction of Mrs. Renner. The varnished woodwork elements include the floor, the baseboard, the doorway and window architraves, the doors, and the window sashes. The walls are decoratively painted in a brown "stippled" technique, similar to the hall. A wallpaper border resembling swags of pink drapery is applied to the upper walls below the ceiling cornice. The cornice itself is painted green. The ceiling, which has a canvas covering, is painted a cream color. The ceiling medallion on the east side of the room is also painted cream.

The history of the room's finishes may be divided into five periods as follows:

- 1880-81 to circa 1884;
- circa 1884 to 1887;
- 1887 to 1909-10;
- 1909-10 to 1934; and
- 1934 to the present.

#### **1880-81 to Circa 1884**

The first period, 1880-81 to circa 1884, featured painted walls and a decoratively painted ceiling. The only documentation for this phase is provided by the bill from Pottier & Stymus dated May 7, 1882, which specified "Painting Sidewalls" and "Decorating Ceiling" in the "Room over Dining Room." No details are known about the paint color of the walls or the design of the ceiling.

#### **Circa 1884 to 1887**

The second period is characterized by the enlargement of the room westward circa 1884. No information exists on the finishing work carried out at that time. One possibility is that the original finishes were retained on the east side of the room, and were replicated in the new west addition. Another is that the entire room was redone circa 1884.

The only description of the room for this period is provided by the inventory of 1886. This recorded the bed as having a "Red satin and lace outside cover" and the furniture and curtain fabric as being a "silk tapestry, white ground & flower."

---

<sup>418</sup> While none of the appraisals describes the mantel as being "cherry"—the wood of the original mantel—this is not necessarily significant. The appraisals are generally inaccurate in their descriptions of wood types.

**1887 to 1909-10**

The third period, 1887 to 1909-10, represents the first refinishing of the room by the Edisons. This was done under the direction of Pottier & Stymus, who had originally decorated the house for the Pedder family. The final bill from Pottier & Stymus, dated July 5, 1887, documents the following work:

Covering sidewalls in blue & ecru Spanish tapestry with border gimp & cord,...  
lining sidewalls & cornice; Embellishing ceiling extra picture moulding;  
Refinishing Floor & woodwork....

A previous undated work order also notes that the walls were prepared with "wood sheathing," and that "muslin" was used—most likely as a liner for the wall tapestry. No details are available of the ceiling design, except for a general description of the second-story bedroom ceilings in 1892 that characterized them as being "painted with designs of flowers and cupids, after the joyous French fashion."<sup>419</sup>

**1909-10 to 1934**

The fourth period, 1909-10 to 1934, is the second refinishing of the room by the Edisons. This work was directed by Proctor & Company. Their final bill, dated July 1, 1910, describes the following finishing work:

Repairing ceilings, covering with prepared canvas, painting four coats, deep old ivory finish, 136.00;

Wood work in Bed room: varnish removed, new wood stained, all wood shellacked and finished in wax dull, 112.00;

Removing old paper from walls, sand-paper same making ready to hang wall-paper, also removing old laths and muslin, 27.00;<sup>420</sup>

Floor scraped shellacked and waxed, 67.00;

Furnishing lath and labor on same, 22.00;

Picture moulding furnished and put in place and painted, 27.00;

63 Yds lining, 25.20; Labor on lining, 24.00;

67 Yds 50" Sicilian silk, 251.25;

165 Yds special gimp to order, 82.50.

---

<sup>419</sup> Dickson and Dickson, *The Life and Inventions*, p. 355.

<sup>420</sup> The "old paper" and new "wall-paper" appear to have been lining papers used to protect the wall fabric.

While a detailed description of the wall silk is not provided in the final bill, the earlier estimate from Proctor & Company dated August 5, 1909, proposed a "silk finish moire...in the deep old ivory tone." Whether or not this was the same fabric actually hung in the room is not known.

Only two photographs are known of the room following the renovation of 1909-10. Both views are dated June 18, 1914 (figs. 162-63). These show the walls decorated in a stylized floral design, and the cornice and ceiling as a plain light color. A large decorative cornice, similar in style to the window cornices, was at the large ceiling beam.

Other clues as to the room's appearance are provided by the residence and furnishings appraisals of 1921, 1924, 1930, and 1931. The 1921 and 1924 residence appraisals both recorded the room as being finished with "paint, stain, varnish and wall hangings." The only color mentioned in the furnishings appraisals of 1921, 1924, and 1930 was a "pearl gray" used for the "silk portieres." No samples of the wall fabric are known to survive.

### 1934 to the Present

The last period of redecoration was carried out in 1934, although estimates for the job were received as early as 1933. Two interior decorators, Charles A.W. Rinschede and Malcolm Baker Interiors, each submitted estimates dated October 2, 1933, and October 3, 1933, respectively. Both proposed removing the wall fabric, removing the wood cornice at the ceiling beam, repairing and waxing the damaged floor, repairing and painting the walls three coats in a stippled finish, washing and painting the ceiling and cornice, and oiling and waxing (or painting) the woodwork. Neither Rinschede nor Baker was chosen for the job.

Mrs. Renner of New York City was finally hired to renovate the West Room in 1934. The only documentation of the work is provided by a few letters and by a wall sample submitted by Mrs. Renner at the end of the project. A letter from John Miller to Mrs. Edison dated March 8, 1934, indicates that the work was essentially finished by that time:

I am not sure about the work done in the West room, especially the molding. It does not seem to me to be so very wonderful and I think when Mrs. Renner is out here I will see her and go over it with her....

Mrs. Renner herself wrote the following to Mrs. Edison on March 27, 1934:

I called Mr. Miller in regard to the West Room.... I find that his objection was to the frieze and this, of course, is because he had not seen the materials for the room so that he did not realize why we had used the accents of the stronger color. I am sure you are going to like the room as it is because the materials give us a logical reason for using this decorative motif around the top of the room.... It really looks lovely now that the snow is off the ground and we do not get that hard reflection.

Mrs. Renner sent a "sample of the wall color of the West Room" along with a letter to John Miller dated May 31, 1934. A handwritten note to Mrs. Edison at the bottom of the letter advised varnishing the sample, wrapping it in heavy brown paper, and storing it in the dark. This was in

fact done, and the sample now resides in the collection of Edison NHS as catalog number 119,900. The sample measures approximately 10 1/2 inches long by 3 inches wide. It includes the stippled wall color, a section of the pink wallpaper swag, and the green cornice color.

No substantial changes have been made to the room's finishes since Mrs. Renner's work in 1934. The only documented repair was done in 1952 by painter Carl G. Gustafson. Gustafson proposed painting one wall in the West Guest Room "to match other walls" in his estimate dated February 20, 1952. The work was apparently done, because Gustafson submitted a bill dated March 25, 1952. No other details, such as the exact location of the repainted wall, are known.

### Lighting System

The room has six wall-mounted electric light fixtures and one ceiling light fixture. The wall fixtures date to 1909-10, and the ceiling light was installed sometime between 1921 and 1924. Other light fixtures that have been in the room, but are missing today, include an original gas chandelier (1880-81) and five electroliers (circa 1887).

### **Wall Light Fixtures (1909-10)**

Six electric light fixtures are mounted to the east, south, and west walls. Two flank the hall doorway at the east wall; two are mounted to the chimney breast at the south wall; and two are between the French doorways at the west wall. Each fixture has two lights resembling candlesticks. Fabric shades dating to 1934 are on the lights at the south and west walls only; shades are missing from the east-wall lights.

The lights at the east and south walls are operated by a push-button switch on the east wall south of the hall doorway. A second push-button switch on the north-wall pilaster operates the lights at the west wall. The light fixtures and the switches were both rewired in 1968.

The light fixtures were supplied to Proctor & Company by an unknown source, according to a work order dated October 6, 1909:

WEST GUEST ROOM:- 6 A 6764 - 2 lt. electric brackets, finished antique gray silver to match sample to be submitted to Mr. Proctor; imitation candles and 16 C.P. [candle power] frosted ball lamps, \$40 [each], \$240.00 [total].

The fixtures are shown in the earliest-known photographs of the room dated June 18, 1914 (figs. 162-63). These show the light fixtures in their existing locations at the walls. They differ from their appearance today by having large, round light bulbs with no shades.

The light fixtures were recorded by the residence appraisals of 1921, 1924, and 1931. The 1921 and 1924 appraisals both listed "6 2 light silver plated wall brackets." The 1931 appraisal described "6 Silver plated sconces, 2 candle lights."

A lighting recommendations report dated February 14, 1927, advised using the following light bulbs: "Wall Brackets: 12- 15 watt F-10 MAZDA Lamps."

Fabric shades for each individual light bulb were installed by Mrs. Renner in 1934. Mrs. Renner mentioned the shades in a letter to Mrs. Edison dated April 11, 1934: "The house looks charming.... Even the little lampshades are in place in the West Room...."

#### **Ceiling Light Fixture (circa 1921-24)**

An electric light fixture is in the center of the ceiling on the west side of the room. It has four drop lights and four fabric shades. The lights are operated by the same push-button switch on the north wall that controls the west-wall lights. The light fixture and the light switch were both rewired in 1968.

No documentation exists on the installation of the ceiling fixture. It is not shown in a photograph of the room dated June 18, 1914 (fig. 163), nor is it listed in the residence appraisal dated February 28, 1921. It is first recorded in the residence appraisal dated May 24, 1924, which listed "1 4 Lt. [light] ceiling drop." The 1931 residence appraisal described the fixture as "1 Silver plated ceiling fixture, 4 drop lights."

The fabric shades may have been added at a later date. Mrs. Renner mentioned the shades in a letter to Mrs. Edison dated March 21, 1929, as follows:

I received the card that you sent me for the little shades for the West Room with the drapery over them and I am sending you a sketch of the new shades I would suggest using there.... Will you please okay the sketches I am enclosing if you find them satisfactory, showing which of the three shades you prefer for the West Room chandelier....

Mrs. Edison's response has not survived.

#### **Missing Gas Chandelier (1880-81)**

The room's original light fixture was a gas chandelier. It is documented by the inventory of 1886 that listed "Brass chandelier and [sic: with] four burners." The chandelier may have hung from the plaster ceiling medallion that survives on the east side of the room. The chandelier itself is missing.

#### **Missing Gas Bracket (circa 1884)**

A capped gas pipe is on the west side of the south wall, east of the large window. This capped pipe, which is most likely the remnant of an early gas bracket, is painted the same color as the wall. It has been dated to circa 1884 because of its location in the circa-1884 portion of the south wall.

### **Missing Electroliers (Circa 1887)**

The inventory of 1891 recorded the room as having "2 Electroliers" and "3 Side electroliers." These may have been installed when the house was first electrified in 1887. It is also possible that the original gas chandelier was wired to function as an electric fixture at this time. No other information or illustrations are available on the appearance of the electroliers. They were replaced by the existing wall-mounted light fixtures in 1909-10.

### **Electrical Outlets**

The room has four duplex electrical outlets in the baseboard. Three are at the north wall (east end, middle, and west end); one is in the middle of the south wall. All four existed in the room by 1931, according to the residence appraisal for that year that listed "4 Base receptacles." They were rewired in 1968.

### **Annunciator System**

The West Room was served by the Edisons' annunciator system. It has two call buttons, on the south jamb of the hall doorway's architrave. Both buttons have a finish that resembles mother-of-pearl. Neither has a metal back plate.

The lower button most likely rang to the main annunciator board in the Kitchen (Room 107), while the upper button rang to the smaller annunciator board in the service portion of the third-story hall (Room 311). This is known because the existing annunciator boards in those rooms each has a station labeled "Second West." Neither button is operational today.

The date of the call buttons is not known. The earliest reference to an annunciator system is found in a letter dated September 14, 1889, from Edwards & Co. to Charles Batchelor. This letter mentions a button in the "guest room" that was connected to the Kitchen annunciator board. (The extant Kitchen annunciator board was installed sometime between 1889 and 1912; see the section "Kitchen (Room 107)" for details.) Both buttons were in the room by June 18, 1914, based on a photograph of that date (fig. 162).

### **Plumbing System**

There are no plumbing fixtures in the room today. Prior to 1909-10, however, a wash basin had been at the east end of the north wall. This was removed in 1909-10 when the adjacent boudoir to the north (Room 212) was converted to a bathroom.

The earliest documented reference to the basin is the bill from Pottier & Stymus dated May 7, 1882, which listed "1 Cherry medicine closet & mirror over basin." Tiffany Studios submitted an estimate dated August 2, 1907, to "remove old wash stand [sic]" (along with other work), although nothing was done at this time. The location of the basin, at the east end of the north wall,

is recorded in a second-floor plan dated October 29, 1907, by architects Allen & Collens.<sup>421</sup> A notation on the drawing reads "Remove W.B. [wash basin]."

No written record survives of the actual removal of the basin and its plumbing. This presumably occurred during the renovation of the room and the adjacent boudoir in 1909-10. No basin is recorded in the residence appraisals of 1921, 1924, or 1931.

### Heating System

The room is heated today by warm air emitted through four heat registers. One is an old wall register at the west end of the north wall, and three are new floor registers concealed by an old window seat at the west end of the east wall. The heat is controlled by a thermostat mounted to the north-wall pilaster. The existing hot-water heating system, floor registers, and thermostat were installed in 1968.

Before 1968, the room was warmed both indirectly and directly by steam heat. Warm air was emitted through two registers at the north wall, and direct heat was provided by a radiator at the south wall. A heating assessment in 1921 determined that the room received 66 units of direct heat and 55 units of indirect heat, which was considered to be adequate.<sup>422</sup>

The historic heating equipment is detailed on the following pages.

#### **Original Heat Register (1880-81)**

The room's original heat register is in the lower north wall on the east side of the room. It has a decorative metal grille painted the same color as the adjacent wall. The grille was most likely unpainted until 1934, when the room was redecorated by Mrs. Renner.

#### **Later Heat Register (circa 1884 and 1909-10)**

A second heat register is in the north wall on the west side of the room. A register was probably installed in this location circa 1884, when the room was enlarged to its present size. The existing register, however, is a modern louvered design that may have replaced an earlier register. This most likely occurred in 1909-10, based on a bill from plumber Chas. F. McGuire dated January 17, 1910, for "Putting new Bronze register in West room." The register is painted the same color as the wall, and may have been first painted in 1934.

---

<sup>421</sup> "Alterations of House, Allen & Collens," Oct. 29, 1907. It is likely that the sink was connected to plumbing, based on its location at the wall next to the Hall Bathroom (Room 211).

<sup>422</sup> Letter from R.W. Kellow to Mrs. Edison, Jan. 25, 1921. Edison NHS Archives.

**Missing Radiator (1907)**

A radiator, which is missing from the room today, had been housed within the existing radiator enclosure at the west end of the south wall. The radiator was removed and discarded in 1968, when it was replaced by three modern floor registers in the same location.

This may have been the same radiator that was supplied and installed in the "West Room" by heating contractor J.L. Reid in 1907. Reid's bill, dated November 27, 1907, itemized the radiator as "1 Radiator 24 loop, 23" high Triton, 2 column steam." A wood radiator enclosure with metal vents at the top and side covered the radiator by 1931. It was recorded by the residence appraisal dated January 16, 1931, as "1 Pine radiator enclosure, 8'0" x 2'0" x 1'0" grille vents." The radiator itself was listed in the appraisal as "1 Radiator, 2 columns, 26", 24 sections, West Room."

**Fire-Protection System**

A Pyrotronics ionization smoke detector is mounted to the ceiling on the west side of the room. The detector was installed in 1978 as part of an integrated fire-protection system for the house.

**Security System**

The windows of the West Room are believed to have been protected by the burglar-alarm system installed at Glenmont in 1889. This is based on a letter from Edwards & Co. to Charles Batchelor dated September 14, 1889, which notes that all the windows in the "2 floor rear" were connected to this system. No physical evidence of the connections remains, however, because the windows were altered during renovations to the room in 1909-10.





Figure 162. West Room (Room 213), looking east, 1914.



Figure 163. West Room (Room 213), looking west, 1914.



Figure 164. West Room (Room 213), looking east, 1947.



Figure 165. West Room (Room 213), looking west, 1947.



Figure 166. West Room (Room 213), looking southwest, 1960.

## Second Floor Hall (Rooms 214 and 214b)

### General Description

The Second Floor Hall is an "S"-shaped corridor that provides access to the second-story rooms, including the family and guest bedrooms. It is divided into two parts: a wide front hall (Room 214) on the east side of the house, and a narrow back hall (Room 214b) on the west side. The Store Room off the back hall (Room 214a) will be described separately. The dimensions of the hall were recorded by the 1931 residence appraisal as measuring roughly 10 feet by 28 feet (front hall), and 8 feet 10 inches by 15 feet 6 inches (back hall).

The more spacious and formal front hall was used during the Edisons' day to reach three of the family bedrooms and the family Living Room. The hall is open to the Main Stairway on the west side, and is separated from it by a wood balustrade with ornate corner newel posts. A doorway at the head of the Main Stairway leads to the Service Hall (Room 215). Formal access to the third story is by means of a narrow, open, and curved stair at the north end of the front hall.

The back hall contrasts with the front hall by being dark and narrow. Opening off it are the original Hall Bathroom, the West Room, the North Room, and the Store Room. The back hall was probably used most frequently by Edison family members before 1900, when the Hall Bathroom was the only bathroom in the second story and the North Room was the nursery. In later years the back hall became primarily a guest corridor, following the installation of two bathrooms in the front bedrooms and the conversion of the North Room to a guest bedroom. Mrs. Edison used the back hall in her later years to reach the passenger elevator installed in 1943-44.

The appearance of the entire Second Floor Hall today is basically unchanged from its original construction in 1880-81. Original surviving features include the general layout, the stairways, the doorways, the unpainted woodwork, and the plaster walls and ceiling. Electric lighting was installed by the Edisons in 1887, and the walls were given a stippled finish around 1905. The back hall was altered in 1943-44 when a doorway for the passenger elevator was installed there. Matched-board paneling replaced the elevator doorway in 1968.

The hall has been called by several names in the historical documents. The bill from Pottier & Stymus dated May 7, 1882, referred to the second-story "Main Hall & Side Hall." The inventory of 1886 used "Upper Hall." "Second Floor Hall" was listed in the furnishings appraisals of 1921 and 1924 and the residence appraisal of 1931. "Second Floor Stair Hall" was preferred by the 1921 and 1924 residence appraisals, while "Second Floor Stairs, Landing and Hall" was used by the 1930 furnishings appraisal. This report used the name appearing in the 1931 residence appraisal, which has proved to be the most complete source of historical documentation.

The hall is open and interpreted to the public.

### Floor

The floors of both the front and back halls are composed of plain wood floorboards. A narrow parquetry border is in the front hall only. The date of the floorboards is questionable, as explained in the next paragraph.

The floor was described by the residence appraisals of 1921 and 1924 as "409 Sq. ft. Georgia pine comb grained flooring." A different description was provided by the 1931 residence appraisal, which listed "410 Sq. ft. 13/16" x 2" oak strip floor in Hall." This suggests that new floorboards were installed sometime after 1924 and before 1931. No documentation of such a change has been found, however. An alternative explanation is that one or the other of the appraisals is in error. More research is required to determine the exact date of the floorboards.

### Walls

The walls in both the front and back halls are plastered and trimmed by a wood baseboard, wood picture molding, and plaster cornice. Projecting plaster corners are protected by decoratively molded wood corner boards. The walls are mostly straight, except for two curved areas. The northeast corner of the front hall has a concave wall that follows the curve of the stair to the third story, and the southeast corner of the back hall has a convex curve. All elements of the plaster walls are believed to be original, dating to 1880-81, except for later patches and repairs.

The baseboard and picture molding were recorded by the residence appraisals of 1921 and 1924 as "86 Lineal feet base moulding and floor member" and "124 Lineal feet picture moulding." The 1931 appraisal was slightly different, listing "63 Lineal ft. 10" oak baseboard" and "78 Lineal ft. 3" picture moulding." The discrepancy in measurements may be attributed to the fact that the 1921 and 1924 appraisals recorded the front and back halls, while the 1931 appraisal measured only the front hall.

Later full-height matched-board paneling finishes a small area of wall in the back hall. This area, at the north end of the east wall, dates to the 1968 removal of the 1943-44 passenger elevator doorway in this location. A metal grille in the upper wall relates to the new utilities installed in the former dumbwaiter/elevator shaft in 1968. Before the elevator installation in 1943-44, the wall was most likely finished with smooth plaster as in the rest of the hall. See the section entitled "Doorways" for more details.

### Ceiling

The ceilings in both the front and back halls are flat and plastered. The plaster is presumably original, dating to 1880-81.

### Doorways

Nine doorways open off the Second Floor Hall. Of these, five are in the front hall and four are in the back hall. A 10th doorway, missing today, also existed in the back hall for a short time (between 1943-44 and 1968).

All nine of the existing doorways are believed to date to the original construction of the house in 1880-81. All have molded architraves with bull's-eye corner blocks, wood thresholds, and paneled wood doors with two hinges and metal doorknobs incised with a decorative circle design. Eight of the doors have five panels, and one door (the widest) has seven panels. The hinges of eight

of the nine doors are the single-acting type and ornamented with incised lines; one door is equipped with large double-acting hinges that enable the door to swing in both directions.

Each doorway is listed separately below, beginning in the front hall at the top of the Main Stairway, and moving in a clockwise direction:

<u>Doorway</u>	<u>Location</u>	<u>Door</u>	<u>Hinges</u>
Service Hall (Room 215)	Front hall, north wall	5 panels	Double-acting
Mr. Theodore's Room (Room 206)	Front hall, east wall	5 panels	Single-acting
Living Room (Room 205)	Front hall, east wall	7 panels	Single-acting
Owner's Room (Room 203)	Front hall, south wall	5 panels	Single-acting
South Room (Room 200)	Front hall, west wall	5 panels	Single-acting
Store Room (Room 214a)	Back hall, south wall	5 panels	Single-acting
West Room (Room 213)	Back hall, west wall	5 panels	Single-acting
Hall Bathroom (Room 211)	Back hall, west wall	5 panels	Single-acting
North Room (Room 210)	Back hall, north wall	5 panels	Single-acting

Detailed descriptions of these doorways may be found in the sections for individual rooms.

A 10th doorway is missing from the back hall today. This doorway had been installed for a passenger elevator in 1943-44; it was closed by the National Park Service in 1968. A floor plan of the second story made in 1962 shows the doorway with a single door that was hinged on the north side to swing open into the hall.<sup>423</sup> No other details of the doorway's appearance are known.

<sup>423</sup> HABS preliminary drawing, sheet 6 of 7. The doorway was omitted from the final edited drawing dated 1963. Edison NHS Archives.



### Windows

The only window in the hall is the large stained-glass window in the west wall of the Main Stairway. This window is described in detail in the section entitled "Main Stairway: Window."

### Stairways

Two stairways are in the front hall. The Main Stairway to the first story occupies the west side, and the narrower front stair to the third story is on the north side. Both date to the original construction of the house in 1880-81, and survive in unaltered condition. The Main Stairway has been described as part of the first story. The stair to the third story is open on the hall side. It has a large turned and paneled newel post, a wood balustrade, wood treads and risers, and a wood baseboard on the north wall.

Detailed descriptions of the front stair to the third story were made for the residence appraisals of 1921, 1924, and 1931. The 1921 and 1924 appraisals both listed:

- 1 Flight of main stairs, from second floor hall to third floor stair hall, with 18 treads and 19 risers, starting angle and ending newel, hand rail and baluster

The 1931 appraisal recorded:

- 1 Flight of oak stairs, 3'6" wide, 18 treads and winders, 1-1/2" turned balusters, turned oak newels, 10" diameter, oak rail, from Second to Third Floors

### Finishes

The front and back halls are both finished in a similar manner, with varnished woodwork and brown "stippled" plaster walls. The walls were stippled by Charles Rinschede in 1924, and may have been so finished as early as 1905.

The original finishes of the "2d Flr Main Hall & Side Hall" included painted walls and a decorated ceiling, according to the bill from Pottier & Stymus dated May 7, 1882. A preliminary analysis of the paint indicates the walls were painted a green color at this time. No details of the original decorated ceiling are known. A later description of the second-story rooms in 1892, however, noted that the ceilings were then "painted with designs of flowers and cupids, after the joyous French fashion."<sup>424</sup> This may have also described the hall ceiling.

It is not known when the walls were decorated with a stippled finish. Such a finish was applied to the walls in the third-story hall in 1905, and the walls in the South Room (Room 200) are also believed to have been stippled at this time. The first documented reference to a stippled wall finish in the second-story hall, however, is not until 1924. This is an accepted proposal for stippling

---

<sup>424</sup> Dickson and Dickson, *The Life and Inventions*, p. 355.

the walls from interior decorator Charles Rinschede dated April 4, 1924. For detailed descriptions of Rinschede's proposal and the technique of stippling, see the first-story section entitled "Main Stairway: Finishes."

### Lighting System

The hall is dimly lit today, as it has been historically. The only natural source of light is the large stained-glass window in the west wall of the Main Stairway. Electric light fixtures in the front hall include the newel light at the landing of the Main Stairway, a table lamp at the east wall (circa 1927-31), a cord drop (after 1960) over the north stair, and small lights above two oil paintings (circa 1930-47). The back hall is lit by a wall-mounted electric fixture (before 1927) at the west wall. All of the electric fixtures were rewired in 1968.

#### **Newel Light (1905)**

A one-light electric newel standard sits on top of the newel at the landing of the Main Stairway. This standard replaced an earlier fixture in this same location in 1905, as explained in detail in the first-story section entitled "Main Stairway." A lighting recommendations report dated 1927 advised using "1- 60 watt A-21 Inside Frost MAZDA Lamp" in the "Newel Post Fixture."<sup>425</sup> The light is activated by a switch at the base of the fixture.

#### **Table Lamp (circa 1927-30)**

A table lamp sits on a table at the east wall of the front hall. It was first placed there sometime between 1927 and 1930. This is based on the lighting recommendations report of 1927, which did not list the lamp, and the furnishings appraisal of 1930, which described it as "1 Electric table lamp and shade." The lamp can be seen in photographs of the hall taken in both 1947 and 1960.<sup>426</sup>

#### **Cord Drop (after 1960)**

A cord-drop fixture hangs above the stair to the third story. The cord drop is attached to, and suspended from, a ceiling light fixture in the third-story hall (Room 312). This cord drop has a single light and a hexagonal glass shade. It is operated by a modern push-button switch at the east wall, north of the doorway to Mr. Theodore's Room (Room 206). The switch was installed in 1968.

The date of this cord drop is not known, although it appears to be modern. The documentation suggests that the drop was installed sometime after the residence appraisal of January 1931, which listed two "one light" fixtures in the third-story hall. Furthermore, no cord-drop attachment is visible in a photograph of the third-story hall taken in 1960. The cord drop therefore

---

<sup>425</sup> The report is appended to a letter dated Feb. 14, 1927, from the Edison Lamp Works to Mrs. Edison. Edison NHS Archives.

<sup>426</sup> See also Burt and Herron, "Historic Furnishings Report" [draft].

appears to have been installed by the National Park Service sometime after 1960, although no record of this work has been found. It may be contemporary with the switch, which was installed in 1968.

### **Painting Lights (circa 1930-47)**

Two small light fixtures are attached to the frames of two oil paintings in the front hall. These paintings are of Mr. and Mrs. Miller, Mina Edison's parents. The painting of Mrs. Miller is mounted to the west wall at the head of the Main Stairway. The painting of Mr. Miller is mounted to the east wall. The main purpose of the lights is to illuminate the paintings, although they also provide a small amount of light to the front hall.

The earliest documentation of the lights is dated August 1947, based on photographs that were taken at this time. The lights are not mentioned in the earlier description of the paintings in the 1930 furnishings appraisal. They were thus probably installed between 1930 and 1947.

### **Wall Light Fixture (Before 1927)**

A gooseneck-style light fixture is mounted to the west wall of the back hall, between the doorways to Rooms 213 and 211. It has one light and a glass shade with a scalloped edge. The light is operated by a switch at the fixture.

The date of this fixture is not known. It is first documented by the lighting recommendations report of 1927 that advised using "1- 25 watt A-19 Inside Frost MAZDA Lamp" in the "Wall Bracket." The 1931 residence appraisal later described the fixture as "1 Brass wall bracket, 1 light."

No information is available on the glass shade. It is therefore not known if the glass shade is contemporary with the light fixture, or if it is a later replacement.

### **Missing Newel Fixture**

Repairs to the newel at the northeast corner of the Main Stairway balustrade in 1991 found electrical wiring inside the newel.<sup>427</sup> No documentary information has been found for an electric fixture in this location, nor is there any physical evidence on the outside of the newel of a previous attachment.

The wiring may have been for a former light switch or a newel light fixture. Alternatively, it is possible that the wiring was never connected due to a change in plans. Future research may shed light on this mystery.

### **Missing Gas Light Fixtures**

Gas light fixtures must have illuminated the front and back halls before the house was electrified in 1887. The remnant of only one of these gas fixtures survives today. This is a capped

---

<sup>427</sup> Telephone conversation, NPS Exhibit Specialist Ed Sturm to Barbara Yocum, May 1991.

gas pipe at the west wall of the back hall, north of the doorway to Room 211. No physical or documentary evidence has been found of gas lights in the front hall.

### Electrical Outlets

The front hall has four electrical outlets; there are no outlets in the back hall. Of the four outlets, only one appears to have existed in 1931. All four were rewired in 1968.

One duplex electrical outlet is in the lower east wall, north of the doorway to the Living Room (Room 205). This is believed to be the "1 Base receptacle" recorded by the residence appraisal of 1931. It was most likely used by the "1 Electric table lamp and shade" listed by the furnishings appraisal of November 1930 in the "Second Floor Stairs, Landing and Hall." The original installation date of the outlet is not known. It may have been installed for the table lamp, which did not exist in May 1924, according to the furnishings appraisal of that date. The electrical outlet may therefore have been installed sometime after May 1924 and before November 1930.

A second duplex outlet is in the lower north wall at the head of the Main Stairway. This outlet is believed to have been installed sometime after the residence appraisal of January 1931, when only "1 Base receptacle" was recorded in the hall. It existed by August 1947, based on a photograph of this date that shows a table light in this location (fig. 167).

A third duplex outlet is in the lower east wall, next to the doorway to the Owner's Room (Room 203). Like the previously described outlet, this is also thought to have been installed sometime after January 1931. It existed by 1968, based on its description as an "existing recpt" on a rewiring plan dated 1968.

A fourth single outlet is in the upper west wall, at the head of the Main Stairway. It is used by a small light that illuminates the oil painting of Mrs. Miller. The outlet is believed to have been installed sometime after 1930-31, based on the furnishings and residence appraisals, which list neither the light nor the outlet. It existed by August 1947, based on a photograph of that date that shows one edge of the outlet's back plate, as well as the light fixture affixed to the picture frame.

### Annunciator System

The Second Floor Hall was served by the Edisons' annunciator system. It has two call buttons, which are mounted to the west wall north of the doorway to the West Room (Room 213). The buttons share a brass-color metal back plate.

One button rang to the main annunciator board in the Kitchen (Room 207); the other rang to the smaller annunciator board in the service portion of the third-story hall (Room 311). This is known because both annunciator boards survive today, and each has a station labeled "Second Hall."

It is not known when these call buttons were installed. They definitely existed by September 14, 1889, based on a description of the "Bells" system in a letter from Edwards & Co. to Charles Batchelor. This noted that the button in the "2d Hall" rang to the "annunciator in Kitchen," and that the "2d Rear button right hand side rings to 3d Hall."

### **Telephone Equipment**

A telephone sat on a table in the front hall in 1947, according to a photograph taken in August 1947 (fig. 168). This table was at the east wall, north of the doorway to the Living Room (Room 205). It is not known for certain if a telephone existed in the hall before Thomas Edison's death in 1931. The furnishings appraisals are not useful in this regard, because the telephones were not owned by the Edisons, but rather were leased from the telephone company.

Other equipment relating to the hall telephone is at the lower east wall beneath the telephone table. A small black gong, labeled "Bell System," is mounted south of the electrical outlet. Old and modern-looking telephone wires are also concealed behind the baseboard. The baseboard has a small metal knob and floor-mounted hinges, enabling easy access to the wires.

### **Plumbing System**

There are no plumbing fixtures in the front or back halls. However, the Hall Bathroom (Room 211) is located off the back hall.

### **Heating System**

There is no source of heat in either the front or back halls. Such was also the case when the Edison family lived in the house.

A cold-air return for the modern heating system is in the back hall. This is a large metal grille in the upper east wall at the north end of the hall. It was installed in 1968 when the former dumbwaiter/elevator shaft was converted for use as a cold-air return and utilities conduit.

### **Fire-Protection System**

One Pyrotronics smoke detector is mounted to the ceiling in the middle of the front hall. This detector was installed in 1978.

The remnant of an earlier, obsolete fire-protection system is in the back hall. This is a large black gong, which is mounted to the upper east wall south of the matched-board paneling. It was installed in 1968 and disconnected in 1978.

Fire-protection equipment also existed in the hall during the Edisons' occupancy, according to the furnishings appraisals of 1921, 1924, and 1930. All three appraisals listed the hall as having "2 Pyrene brass fire extinguishers" and "1 Accurate fire extinguisher." It is not known where in the hall these items were located. No extinguishers are visible in later photographs of the front hall taken in August 1947 (figs. 167-69), suggesting that they either had been removed by that time, or were stored out of sight.



Figure 167. Second Floor Hall (Room 214), looking northwest, 1947.



Figure 168. Second Floor Hall (Room 214), looking northeast, 1947.



Figure 169. Second Floor Hall (Room 214), looking southwest, 1947.





Figure 170. Second Floor Hall (Room 214), looking southeast, 1960.



Figure 171. Second Floor Hall (Room 214), looking southwest, 1960.



Figure 172. Second Floor Hall (Room 214), looking northwest, 1960.

## Store Room (Room 214a)

### General Description

The Store Room is a large walk-in closet at the south end of the back portion of the Second Floor Hall. Its dimensions were given by the residence appraisal of 1931 as being 7 feet by 8 feet.

The Store Room as constructed originally in 1880-81 was smaller than it is today. This is because the northwest corner was taken up by a closet for the West Room (Room 213), making the Store Room an L-shaped space.<sup>428</sup> The Store Room was called the "Locked Closet, 2nd floor" in the inventory of 1886. The room then contained glassware, porcelain, vases, and other valuable items.

It appears that the Edison family continued the tradition of storing valuables in the Store Room. A letter dated September 14, 1889, from Edwards & Co. to Charles Batchelor listed the room as a "Silver Closet" having "doors" that were connected to the burglar-alarm system.

Alterations were proposed for the Store Room in 1907 by architects Allen & Collens. These included recommendations to "remove closet partitions" and "rearrange shelving."<sup>429</sup> Also slated for removal was the doorway in the west wall that connected the closet with the West Room (Room 213). No changes were carried out, however, until several years later. This is believed to have occurred in 1909-10 as part of the remodeling of the West Room and adjacent boudoir (Rooms 213 and 212). Although no documentation of the work has survived, the existing condition of the Store Room today suggests that the changes were carried out as proposed in 1907. The closet had definitely been removed by June 18, 1914, based on a photograph of the West Room that shows the closet doorway as missing from the east wall (fig. 162). No significant changes are known to have been made to the Store Room since 1909-10.

The room was recorded by the residence appraisals of 1921 and 1924 appraisals as "1 Linen closet, complete with shelves, etc." The 1931 appraisal called the room a "Store Room," with "1 Set of cupboards and shelves." The furnishings appraisals dated 1921, 1921, and 1930 described linens, a set of after-dinner cups, and a plaque.

The Store Room today contains shelves, a northeast cabinet, and a northwest drawer. It continues to be used today as a storage area, and is not shown to visitors.

### Floor

The floor is composed of wood floorboards laid in a north-south direction. The floorboards are presumably original, dating to 1880-81.

---

<sup>428</sup> This configuration is documented by "Alterations of House, Allen & Collens," Oct. 29, 1907. The second-floor plan shows both existing conditions and proposed alterations.

<sup>429</sup> See footnote 428.

### Walls

The walls have a plaster finish that presumably dates to 1880-81. Most of the plaster surfaces are obscured by a canvas or wallpaper covering, and by shelves, cabinets, and drawers dating to circa 1909-10. Only a small area of painted plaster is preserved inside the cabinet in the northeast corner of the room.

Partitions for a missing closet off the adjacent West Room (Room 213) were originally in the southwest corner of the Store Room. These are missing today, having been removed in 1909-10. The closet partitions are documented by a floor plan of the house dated 1907. No physical evidence of the partitions is apparent at the existing floor or ceiling, suggesting that repairs were made to these surfaces when the partitions were removed.

The walls are trimmed by a plain baseboard in the southwest corner of the room. The ghost of a different, higher baseboard (missing today) is preserved at the east plaster wall inside the northeast cabinet.

### Ceiling

The ceiling, like the walls, is plastered and covered with canvas or a painted wallpaper. The ceiling plaster is presumably original, dating to 1880-81. The canvas/wallpaper was most likely applied in 1909-10 (see "Finishes" for more details).

### Doorways

#### **Hall Doorway**

One doorway connects the Store Room with the back part of the Second Floor Hall (Room 214b). This is an original doorway dating to 1880-81. Doorway elements include a molded wood architrave with no corner blocks, a wood threshold, and a wood five-panel door, which has two decorative hinges with inscribed lines, and a doorknob and lock.

The 1931 residence appraisal described the door as "1 Oak door, 2'8" x 7'6" x 1-3/4", 5 panels."

#### **Missing Closet Doorway**

A second doorway that is missing today was formerly located at the south end of the west wall. This doorway had provided access from the West Room (Room 213) to the closet in the southwest corner of the Store Room. The closet and its doorway are documented by a second-floor plan dated 1907. No physical evidence of either remains today; both were removed in 1909-10.

### Windows

The Store Room has one small window (W-220), at the west end of the south wall. This window was most likely installed in 1909-10. Early exterior photographs taken before this time

show no window in this location. Furthermore, the window is similar in design to casement windows installed in the south wall of the West Room (Room 213) in 1909-10.

The window elements include a plain-board architrave, a nine-light wood casement sash, and an interior single-panel screen. Both the sash and the screen are side-hinged, with the sash opening outward and the screen opening inward.

The 1931 residence appraisal described the window as "1 Casement window, 2'0" x 2'6", 9 lights."

### Closet

A closet for the West Room (Room 213) occupied the southwest corner of the Store Room until 1909-10. The closet is documented by a floor plan by architects Allen & Collens dated 1907. It had one doorway in the east wall of the West Room; no direct access was possible from the Store Room.

The closet was removed in 1909-10. Surviving features include only the floor, the south and west walls, and the ceiling.

### Shelves and Cabinets

The Store Room is equipped with open shelves, a matched-board cabinet, and one drawer. The shelves are on the east, south, and west sides of the room. These are stationary, except for the five lower shelves at the south wall, which are designed to pull out like drawers.

The cabinet is in the lower northeast corner of the room. It is made of matched boards, and has a pair of doors and a cabinet latch. The drawer is in the northwest corner of the room at the floor. It is notable for being large and deep.

The precise date of the shelves, cabinet, and drawer is not known. A note on the 1907 floor plan proposed to "rearrange shelving" prior to the remodeling of 1909-10. It is unclear if original elements were in fact reused in 1909-10, or if all new materials were installed at that time. The existence of a textured canvas or wallpaper that extends behind the storage units suggests that they were all installed in their present locations at the same time—most likely in 1909-10.

### Finishes

The Store Room is finished with wall and ceiling coverings, paint, and varnish.

As mentioned in the previous section, a textured canvas or wallpaper extends behind all of the storage units in the room. This suggests that the wall covering was installed when the room was remodeled in 1909-10. This material, which also covers the ceiling, is painted a cream/pale green color. This is probably the "paint" finish that was recorded in the "Linen Closet" by the residence appraisals of 1921 and 1924.

Evidence of an earlier (before 1909-10) wall finish is preserved inside the northeast cabinet. Here, a small section of the east plaster wall is painted a deep yellow color. The ghost of an earlier high baseboard is also preserved at this wall.

A varnished or oil finish is found on the hall door, the doorway architrave, the northeast cabinet, and the southwest drawer. The floorboards, which are dark and worn, may have been stained and varnished at one time.

The open shelves at the east, south, and west walls are unpainted wood.

### Lighting System

The Store Room has a single, bare-bulb light fixture that is suspended from the ceiling by a cord. The light is activated automatically when the door is opened by a switch in the west door jamb. The fixture and switch were both rewired in 1968.

The date of the light fixture and its switch is not known. The light fixture definitely existed by January 1931, based on the residence appraisal of that date that described it as "1 Cord drop." It is less clear if this same fixture was in the room in 1921, based on the 1921 residence appraisal that listed "1 1 light socket light." No light fixture was recorded for the "Linen Closet" by the 1924 residence appraisal, which may have been an oversight.

The door switch may have been installed by electrician George Boyce in 1909-10. Boyce's bill, dated April 14, 1910, includes "8 Door Switches" and "8 Door Switch Boxes," but no specific locations. No cord-drop fixtures are noted in the bill.

### Electrical Outlets

There are no electrical outlets in the Store Room.

### Heating System

The Store Room is not heated today, nor was it ever heated historically.

### Fire-Protection System

Modern Pyrotronics fire-protection equipment is mounted to the north wall above the doorway. This includes a smoke detector and an alarm siren. Both were installed by the National Park Service in 1978.

Security System

The Store Room is kept locked today. This appears to also have been the case in 1886, based on the inventory for that year that listed the room as the "Locked Closet, 2nd Floor." The Edison family also had the "doors of Closet in 2d Hall," then also known as the "Silver Closet," connected to the burglar-alarm system installed at Glenmont in 1889.<sup>430</sup> No remnants of these connections survive today.

---

<sup>430</sup> Letter from Edwards & Co. to Charles Batchelor, Sept. 14, 1889. Edison NHS Archives.





Figure 173. Store Room (Room 214a), looking south, 1947.  
692

## Service Hall (Room 215)

### General Description

The second-story Service Hall is on the north side of the house. It is north of the front part of the Second Floor Hall (Room 214), and east of the back portion of that hall (Room 214b). Its dimensions were given by the 1931 residence appraisal as being 5 feet by 12 feet.

The second-story Service Hall was part of the original (1880-81) Pedder house. It was designed for the use of the household staff. It features a back stair on the east side; a Service Bathroom (Room 208) on the north side; a closet, a slop closet, and a former dumbwaiter shaft on the west side; and a doorway to the main hall (Room 214) on the south side. No significant architectural changes have been made to this hall since its original construction.

The name "Service Hall" was used by the residence appraisals of both 1924 and 1931. For unknown reasons, the hall was not recorded by the 1921 residence appraisal.

The hall is used today by NPS staff, and by visitors who use the Service Bathroom (Room 208).

### Floor

Three floor materials are in the Service Hall: wood floorboards, sheet linoleum, and inlaid linoleum. The wood floorboards, which are in the hall and the two west closets, are thought to be the original floorboards installed in 1880-81. The floorboards are exposed today in the slop closet only, where the floor is elevated one step (approximately 6 inches). The floor here is raised; this may have been done to accommodate the plumbing for the slop sink.

Sheet linoleum in a brown wood-grain design covers the floorboards in the hall and the steps of the back stair. This linoleum was installed in May 1929, according to a sample of the linoleum in the collection of Edison NHS.<sup>431</sup> A printed label on the back side of the sample reads as follows:

NEW!  
DIRT AND WEAR RESISTING  
ACCOLAC FINISH

This sample shows the new lacquer finish applied to the face of Armstrong's Linoleum before it leaves the factory. This tough, penetrating lacquer seals the surface and provides a durable finish which preserves the original color and appearance of the pattern. It sheds the dirt and resists wear. Armstrong's Accolac Finish simplifies cleaning and keeps the floor bright and new looking.

---

<sup>431</sup> The sample measures 3 inches by 5 inches and has a jute backing. It is assigned catalog #120,938, Edison NHS.

This sample is  
Armstrong's Jaspe  
Linoleum 3/16" Gauge  
Light Brown No. 16

Notes handwritten on the label read "Received July 19, /28" and "Floor-Used on back stairs. Mrs. Edison May 20 1929."

Inlaid linoleum covers the floorboards in the closet at the south end of the west wall. This linoleum is similar in style to the linoleum in the Flower Room (Room 112). It is an octagonal design composed of small geometric shapes in colors of cream, brown, and black.<sup>432</sup> No documentation is available on the installation of the linoleum in either the closet or the Flower Room. It has been conjectured that the Flower Room linoleum existed by 1921, based on the residence appraisal for that year, which recorded "inlaid linoleum" in the adjacent Laboratory (Room 110). A similar conclusion may also be drawn for the closet linoleum.

### Walls

The walls in the hall and inside the two west closets are plastered and trimmed by a wood baseboard. The plaster and baseboard are both believed to be original to 1880-81. The north end of the west wall—the location of the former dumbwaiter shaft—is finished with matched-board paneling. The paneling most likely dates to 1968, when the dumbwaiter shaft (which had been used as an elevator shaft since 1943-44) was converted to a utilities conduit and cold-air return shaft.

The baseboards were recorded by the residence appraisal of 1931. This listed "6 Lineal ft. baseboard" in the Service Hall, "8 Lineal ft. baseboard" in the closet, and "12 Lineal ft. baseboard" in the slop closet.

### Ceiling

The ceiling is flat in the hall and inside the two closets, but it slopes downward over the back stair on the east side of the hall. The ceiling is plastered throughout. It is believed to be unchanged from its original construction in 1880-81.

### Doorways

Four doorways open off the hall. All are original, dating to 1880-81; they have paneled wood doors and molded architraves with bull's-eye corner blocks. A fifth original doorway, which provided access to the original dumbwaiter, was greatly altered in 1968. It is described in the subsequent section "Dumbwaiter." The other four doorways are described here.

---

<sup>432</sup> The colors of the linoleum in the Flower Room are cream, mustard, and black.

### Doorway to Second Floor Hall

The doorway to the front part of the Second Floor Hall is at the south end of the Service Hall. This doorway has a wood threshold, a five-panel door, a doorknob, and a pair of large double-acting hinges. Of these, all but the hinges are definitely original. Similar hinges at two first-story doorways are known to have been installed by the Edisons in 1890 and 1902.<sup>433</sup> The hall door hinges may thus date to about this same time. Unfortunately, no specific documentation about them has been found.

The double-acting hinges were definitely in place by January 1931, based on the residence appraisal of that date that recorded "1 Oak door, 2'8" x 7'6" x 1-3/4", 5 panels, double acting hinges."

### Closet Doorway

The doorway to the closet is at the south end of the west wall. The doorway has a wood threshold and a five-panel door with doorknob and two decorative hinges.

The 1924 appraisal listed the doorway as a "5 panel s/s [single swing] door[s], frame trim and hardware." The 1931 residence appraisal recorded "1 Door, 2'6" x 7'6" x 2", 5 panels."

### Slop-Closet Doorway

The doorway to the slop closet is in the middle of the west wall. This doorway differs from the other three doorways by being wider and by having a pair of doors. Each door has three panels and is hung by two decorative hinges. The right (north) door has a doorknob and a chain that allows the door to be opened only part way. There is no knob on the left (south) door.

The 1924 residence appraisal described the doorway as "1 Pr. 2 [sic: 3?] panel s/s [single swing] doors, frame, trim and hardware." The 1931 appraisal was more accurate, recording "1 Pair of doors, 3'4" x 7'6" x 2", 6 panels."

### Service Bathroom Doorway

The doorway to the Service Bathroom (Room 208) is at the north end of the hall. It is identical in most regards to the previously described closet doorway. It differs only by having a marble threshold, which was installed in 1963.

---

<sup>433</sup> The door hinges at the doorway connecting the Pantry and the Kitchen (Rooms 108 and 107) were installed in 1890, and the door hinges at the doorway connecting the Pantry and the Dining Room (Room 108 and 115) were installed in 1902. The double-acting hinges of a third doorway, connecting the Butler's Room and the Den (Rooms 113 and 114), may also date to 1890.

### Window

Natural light is provided to the hall by one window (W-208) in the north wall of the back stair. This is an original window dating to 1880-81. Window elements include a molded architrave with bull's-eye corner blocks and 12-over-12, double-hung sashes with clear glass.

The 1924 residence appraisal described the window as a "24 Lt. [light] d.h. [double hung] sash d/s [double strength] glass, frame trim and hardware." The 1931 residence appraisal recorded "1 Double hung window, 2'6" x 4'6" x 1-5/8", 24 lights."

### Closet

The closet at the south end of the west wall of the Service Hall is an original feature dating to 1880-81. The floor is finished with an inlaid linoleum, as described in the section entitled "Floor." The southwest corner is curved to match the curve of the back portion of the Second Floor Hall (Room 214b).

The closet has 12 brass hooks attached to wood boards at the south, west, and north walls, and one wood shelf mounted above the hooks. The 1931 residence appraisal listed the "Closet" as having "shelves [sic] and hooks."

The only obvious alteration to the closet interior is the top member of the doorway architrave, which has been replaced by a plain unfinished board. No documentation has been found for this repair or the reason for it.

### Slop Closet

The slop closet is in the middle of the west wall of the hall. The "slop closet" was so called by the residence appraisal of 1931 because it contains a "slop sink"—a deep utility sink that accommodates a bucket. The closet is believed to have always had a sink, as described in detail in the section entitled "Plumbing." A grille in the ceiling at the north wall may have been a vent for the early sink.

Other features of the slop closet are an elevated floor and two rows of brass hooks (13 total) on the four walls. Holes in the wood backboard indicate that three hooks are missing today from the lower row at the north and west walls.

The 1931 residence appraisal recorded the slop closet as having both "hooks and shelves." There is now one L-shaped shelf on the west and north walls at a height of about 6 feet.

### Dumbwaiter

The former dumbwaiter shaft is located at the north end of the west wall of the hall. As stated previously, a section of matched-board paneling marks the former location of the hall's doorway to the dumbwaiter. A pair of small one-panel doors exists in this paneling. While the

paneling and the architrave around the doors date to 1968, the doors themselves are original. However, they are missing their hardware.

The dumbwaiter, which was used to transport small items between stories, was operational from 1880-81 until 1943-44. The appearance of the dumbwaiter doorway during this period is documented by the residence appraisals of 1924 and 1931. The 1924 appraisal described "1 Pr. 1 panel s/s [single swing] doors, frame, trim and hardware." The 1931 appraisal recorded "1 Pair of doors, 2'6" x 4'6", 2 panels, to dumb-waiter."

The dumbwaiter apparatus was removed and a passenger elevator was installed in its shaft in 1943-44.<sup>434</sup> The second-story doorway for the elevator was installed on the back side of the former dumbwaiter shaft, opening to the back portion of the Second Floor Hall (Room 214b).<sup>435</sup> It is therefore possible that the dumbwaiter doors in the Service Hall were preserved in place at that time, although this is not known for certain.

The passenger elevator was removed by the National Park Service in 1968, and the shaft was converted for use as a utilities conduit and an air-return for the new heating system. The matched-board paneling is believed to have been installed at that time on the Service-Hall side of the shaft. The appearance of the former dumbwaiter doorway was recreated by installing the original doors in the paneling, and by installing a new molded architrave with four bull's-eye corner blocks. The doors are screwed shut.

### Back Stair

The service stair is on the east side of the Service Hall. The flight leading down to the first story is on the south side of the hall, while the flight leading up to the third story is on the north side. They share a stairwell that is open to the hall and is separated from it by a wood balustrade.

A description of the stair down to the first story is provided in the section on Room 117. The stair up to the third story is U-shaped, with winder steps in the northeast and southeast corners. A balustrade is on the interior side of the stairway. The steps are covered with the same brown linoleum as is found in the second- and third-story halls. The linoleum was installed in 1929.

The stair was recorded in 1931 by the residence appraisal for that year as follows:

- 1 Flight of pine service stairs, as above [describes the service stairs between the first and second stories as being 3'6" wide...linoleum covered, aluminum nosing, 1-1/2" turned balusters, 6" newels, oak rail] 15 treads and winders, Second to Third Floors.

---

<sup>434</sup> Nancy Miller Arnn, Mrs. Edison's niece, recalls that the elevator was installed for Mrs. Edison, who had suffered a heart attack after being stung by a bee at Chautauqua in 1943-44. Information provided by Mrs. Arnn in a telephone conversation with Glenmont curator Leah Burt, Sept. 3, 1992.

<sup>435</sup> The elevator doorway is shown in the second-floor HABS plan dated 1963. Edison NHS Archives.

## Finishes

The hall and its closets are finished with paint and varnish. The walls and ceiling are painted a cream-yellow color, and most of the woodwork is stained a dark color and varnished. The woodwork in the south closet has a lighter honey-color finish.

Little documentation exists for the historic finishes in the Service Hall. The only record is an estimate/specification dated May 1, 1905, from E.W. Peckham, states:

Rear Halls & Stair-ways: 1st & 2nd:

Paint ceiling and side walls one coat of oil paint, stop at window at the foot of second stair, this does not include any wall above the foot of second flight of stair, the woodwork to be cleaned no varnish taken off, one coat of varnish applied, this includes the stair rail to third floor also three closets on the second floor. \$70.00

The work appears to have been done as specified, based on a subsequent undated and handwritten invoice that listed "Rear hall, & stairs, 1 & 2 - [\$]70.—"

The microscopic analysis of two paint samples from the back stair suggests that it was finished in a manner similar to the first-story Service Hall (Room 117).<sup>436</sup> The second-story Service Hall was also most likely finished in a similar way.

## Lighting System

There are two electric light fixtures in the Service Hall. One is mounted to the west wall of the hall; the other is suspended from the ceiling in the south closet. Both fixtures existed in the hall by January 1931, and both were rewired in 1968.

### **Wall Light Fixture**

The wall light fixture is mounted to the west plaster wall between the slop closet and the paneling at the former dumbwaiter. It is a single-light fixture of simple design with a back plate, an upwardly curved arm, and no shade. It is operated by a switch at the fixture.

The date of this light fixture is not known. It was most likely installed after the house was electrified in 1887, and before the residence appraisal of January 1931. The appraisal recorded the hall light as "1 Brass wall bracket, 1 light," which generally describes the fixture in the hall today.

---

<sup>436</sup> See "Service Hall (Room 117), Finishes" for a detailed description of the paint documentation and evidence. Paint samples examined from the back stairway were: EDIS 10 P084, from the stairway wall between the first and second stories; and paint sample EDIS 10 P085, from the stairway wall between the second and third stories. Flaking paint in the stairways also reveals a red horizontal stripe at about mid-height, similar to that found in the first-story hall.

### **Closet Light**

A cord-suspended light fixture is in the hall's south closet. This is a simple utilitarian fixture with a porcelain base, an exposed light bulb, and a pull switch. A fixture fitting this description existed in the closet in January 1931, according to the residence appraisal of that date that listed "1 Cord drop." The porcelain base appears to be modern, however, and may have replaced an earlier base in 1968. It is not known when this light fixture was installed in the closet.

### **Electrical Outlets**

There are no electrical outlets in the Service Hall or its closets.

### **Telephones**

Two modern telephones are in the slop closet. It is not known, however, if the closet was so equipped during the Edison years.

### **Plumbing System**

The slop closet is equipped with a sink today, and is believed to have always been so outfitted. The existing sink is a deep utility type with a white porcelain finish and two faucets. The exterior bottom and sides are painted. Writing cast into the bottom reads "Standard M144 828 23," which indicates the sink was made by the Standard Company on August 28, 1923. New-looking copper pipes are exposed on the north and west walls of the closet.

The existing sink may have been installed in September 1923, based on an entry in Thomas A. Edison's bill book for August through December 1923. This entry, dated October 31, 1923, reads "Time and material of plumber and laborer at Mrs. Edison's residence on Tue. Sept. 11, 1923. \$11.09." The sink was recorded by the 1924 residence appraisal as "1 Enameled iron slop sink," and by the 1931 residence appraisal as "1 Enameled iron slop sin, 2 faucets, combination supply and waste."

The existing sink may have replaced an earlier sink installed in 1890. This earlier sink is documented by a bill from plumber A. Daum dated July 10, 1890, for "Putting in New Basen [sic] in Hall."

One feature of the closet suggests that a sink was here as early as 1880-81. This is a decorative iron grille in the ceiling at the north wall. Similar grilles are also found in three other rooms that had been equipped with original plumbing fixtures: the Service Bathroom (Room 208), the Hall Bathroom (Room 211), and the Lavatory (Room 121). The grilles are believed to have been parts of an internal ventilation system for the plumbed rooms.

The slop sink appears to have served two functions. First, it was a source of water for cleaning chores carried out by the household staff. Second, it may have also served as the lavatory for the nearby Service Bathroom (Room 208). This is based on the residence appraisals of 1924 and



1931, which listed a water closet (i.e., a toilet) and a bathtub in the Service Bathroom, but no lavatory.

**Heating System**

The Service Hall is unheated today, as it was historically.

**Fire-Protection System**

A siren for the modern Pyrotronics fire-protection system is mounted to the matched-board paneling at the north end of the west wall. This system, including the siren, was installed in 1978.

## THIRD STORY

### General Description

The third story is an original component of the house as constructed for the Pedder family in 1880-81. It was occupied by Mr. Lake, a brother-in-law of Mr. Pedder, and by the servants. The presence of two children's desks and an upright piano in the Sewing Room also suggests that the children of Mrs. Pedder's widowed sister spent some time here.<sup>437</sup> The ceilings in five of the rooms were given a decorative treatment, according to the bill from Pottier & Stymus dated May 7, 1882.

All of the rooms and their furnishings were listed in the inventory of 1886, including the Bedroom over Parlor, the Bedroom over Reception Room, the Billiard Room, the Sewing Room, and three Servants' Rooms. The family rooms were on the east and south sides of the house, off the master portion of the hall (Room 312), while the staff bedrooms were on the north and west sides of the house, off the service portion of the hall (Room 311).

During the Edison years, the third story was primarily the domain of the children and the household staff. A visitor to the third story in 1892, six years after Thomas Edison had purchased the house in 1886, noted the following:

The topmost floor is devoted to the accommodation of the younger olive branches and their nurses, and is as cosy [sic] and liberal in its arrangements as the heart of child could demand. The joint department, consecrated to Messrs. Tom and William, was surprisingly neat, and betrayed its occupancy only by a litter of paints and brushes.<sup>438</sup>

Pausing for a glimpse at the billiard room, which is also located on this floor, we descend the stairs on our way out....<sup>439</sup>

Several changes were made to the third-story rooms by the Edisons in 1902, 1905, and 1909. A board partition was installed in the large west bedroom in 1902, creating Rooms 308 and 309. The southwest family bedroom (Room 300) also was redecorated in 1902. Work in 1905 included the installation of a dormer in the Sewing Room (Room 305) and a bathroom (Room 303) off the

---

<sup>437</sup> The bill from Pottier & Stymus, dated May 7, 1882, lists the bedroom furnishings for "Mr. Lake's Room, 3d Floor." His relationship to Mr. Pedder is noted in an article in the *New York Times*, dated July 19, 1884. This same article says that Mrs. Pedder's widowed sister and her three children also lived in the house. The furnishings in the Sewing Room are listed in the inventory of 1886.

<sup>438</sup> Five Edison children comprised the "younger olive branches" in 1892. Two of these were Tom and William, who were Thomas Edison's sons from his first marriage; they would have been about 14 and 16 at this time. Their older sister, Marion, is believed to have had a bedroom on the second story. Thomas and Mina also had two children by this time: Madeleine, born in May 1888, and Charles, born in Aug. 1890. Theodore was born several years later, in July 1898.

<sup>439</sup> Dickson and Dickson, *The Life and Inventions*, p. 356.

master hall. The billiard room (Room 304) was converted to a bedroom at this time, and various rooms were repaired and redecorated. In 1909, a closet off the service hall (Room 311) was enlarged to make another servant's bedroom (Room 307). The anteroom off the south end of the service hall is also believed to have been created around this time. Refinishing work of an unspecified nature was carried out in many of the third-story rooms sometime between 1921 and 1924.<sup>440</sup> The last recorded painting and wallpapering was in 1952, when Glenmont was owned by Thomas A. Edison, Inc.

Very little is known about who occupied the rooms in the third story during the Edison years. Sons Tom and William are believed to have used the large southwest bedroom (Room 300), which was later occupied by Charles beginning around 1902. The adjacent southeast bedroom (Room 301) was referred to in 1905 as both the "Boy's Sitting Room" and the "Boy's Room." This room was later assigned to Miss Lucy Bogue, according to the residence appraisal of 1931.<sup>441</sup> How many years she resided in this bedroom is not known.

The household staff members who may have used the service bedrooms were a female cook, two maids, and a laundress. A "man's room," perhaps used by the butler, is first mentioned in a contractor's bill dated 1905. Six iron beds or cots furnished the staff rooms, according to the residence appraisals of 1921, 1924, and 1930. One bed each was in the five service bedrooms, and one was also in the Sewing Room.

The Sewing Room began to be used as an office by Mrs. Edison's secretary beginning sometime between 1924 and 1930. The furnishings appraisal for 1930 lists the room as then being equipped with two typewriters. It continued to be used as an office through 1947, the year of Mrs. Edison's death. The furnishings appraisals for the years 1937 and 1947 list the third story as having a Secretary's Room, a Secretary's Office, two spare rooms, and Help's Quarters.

The third story was used in the 1960's, during the early years of NPS ownership, as the curator's office and by live-in tenants. The office was then located in the former billiard room (Room 304). Which rooms were occupied by tenants is not known. The live-in tenants had vacated the third story by December 1976, according to a NPS report of that date.<sup>442</sup>

The third story is not open to visitors today. Two rooms, the Sewing Room and the former billiard room (Rooms 305 and 304), are used as the Glenmont curator's office. The remaining rooms are either unoccupied or used for storage.

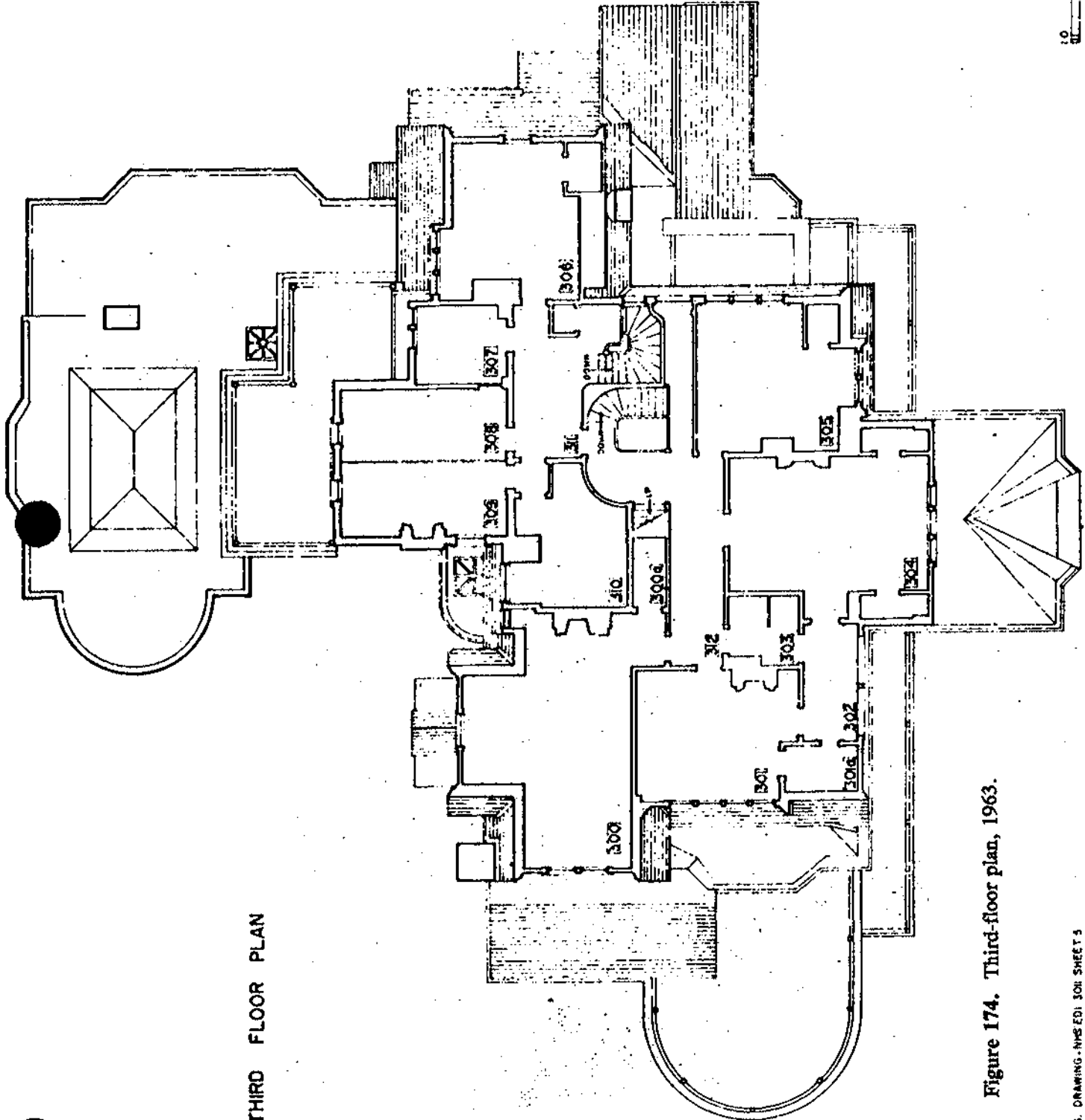
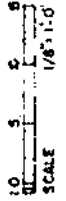
---

<sup>440</sup> The residence appraisal dated May 24, 1924 (which updated the 1921 residence appraisal), notes the following: "Additional Improvement to Painting, Trimming and Decorating: To painting, gilding, papering and plastering, including necessary materials and labor on walls, ceilings, fixtures and flooring in...Guest rooms—rooms #1-2 and 3 Helps [sic] Hall and five Helps [sic] rooms."

<sup>441</sup> Miss Lucy Bogue was the children's governess and later companion to Mrs. Edison.

<sup>442</sup> Simmonds, Siroky, Case, and Kozel, "Historic Structure Report: Glenmont and Laboratory Unit Fire and Intrusion Protection and Replacement of Electrical Systems: Architectural Data" (NPS: Denver Service Center, Dec. 1976). This report notes on page 6 that "Previously a caretaker lived in the home, providing some security for after visitation hours."

403/27000-1



THIRD FLOOR PLAN

Figure 174. Third-floor plan, 1963.

## Mr. Charles' Room (Room 300)

### General Information

Mr. Charles' Room is the large family bedroom on the southeast corner of the house. Its dimensions were recorded by the residence appraisal of 1931 as measuring 14 feet by 22 feet. It has three alcoves: a large one at the west wall, a mid-size one at the north end of the east wall, and a small one at the north end of the west wall.

The room was called "Mr. Charles' Room" by the 1931 residence appraisal. It was so named for Charles Edison, the older son of Thomas and Mina Edison. The earliest reference to this being "Mr. Charles' room" is a bill from E.W. Peckham dated June 23, 1902. Theodore Edison, Charles' younger brother, is said to have shared this room with Charles for a time, although no supporting documentation for this has been found.<sup>443</sup> The room may previously have been the bedroom of Charles' stepbrothers, Tom and William, who were described as sharing a third-story room in 1892.<sup>444</sup>

The room has also been called by several other names over the years. A bill from Pottier & Stymus dated May 7, 1882, labeled it the "Room over Parlor 3d Floor" and the "Spare Room over Parlor." The 1886 inventory designated it the "Bedroom Over Parlor (3)." A later bill from E.W. Peckham dated 1905 labeled it the "Red Room." The furnishings appraisal of 1921 used "Guest's Room #3," while the subsequent furnishings appraisals dated 1924 and 1930 preferred "Guest Room #3." The furnishings appraisals of both 1937 and 1947 labeled it the "Spare Room."

The original appearance of the room is documented by the bill from Pottier & Stymus dated 1882. This indicates that the ceiling was decorated, and that the room was furnished with a washstand and a mirror. Early exterior photographs of the house show that the room had only two windows: one multipane window in the south wall, and a smaller multipane window in the west wall.

Extensive repairs and changes were made to "Mr. Charles' Room" in 1902 under the direction of E.W. Peckham. Peckham's estimate is dated June 23, 1902, and his subsequent bill (for \$438.00) is dated August 14, 1902. These indicate that the plaster walls and ceiling were repaired; a ceiling canvas was installed and tinted; the walls were hung with a lining paper and wallpaper; a wall shelf was installed around the room; the woodwork was painted; a picture molding was installed; the existing sashes in the south-wall window opening were replaced with a pair of one-over-one, double-hung sashes; and the floor was repaired and refinished. Curtains with red embroidery and three red rugs completed the new decorating scheme. Although not mentioned in the Peckham documents, it is likely that the single window in the west wall was also installed at this time.

---

<sup>443</sup> Theodore apparently occupied the second-story east bedroom (Room 206) during the years 1913 through 1931, according to the historical records. See the discussion of Room 206 for more details.

<sup>444</sup> Dickson and Dickson, *The Life and Inventions*, p. 356.

E.W. Peckham returned to the house in 1905 to work on various other rooms in the third story. It appears that the only work done in the southwest bedroom at this time was "touching up and one coat of oil paint."<sup>445</sup> The room was then referred to as the "Red-room, 3rd Floor."

"Mr. Charles' Room" was redecorated once again in 1913, this time by Proctor & Company. Their bill dated May 31, 1913, notes that the old ceiling canvas was removed and the ceiling plaster repaired; the woodwork was painted two coats; and the walls were hung with a new lining paper and an English wallpaper. New curtains and upholstery were also fabricated then.

Refinishing work of an unspecified nature was carried out in "Guest Room #3" sometime between 1921 and 1924, according to the residence appraisal dated May 24, 1924.

The room was last refinished in 1952, when the old wallpaper was removed and the entire room was painted with two coats. The only known photographs of the room were taken in 1960 (figs. 175-76) after the room had been painted. No significant changes have been made since 1952.

### Floor

The floor is composed of narrow wood floorboards laid in a north-south direction. These presumably date to the original construction of the house in 1880-81. Unspecified repairs were made to the floor and a finish was applied in 1902, according to the specifications and bill from E.W. Peckham dated June 23 and August 14, 1902, respectively.

### Walls

The walls are composed of both flat and sloping surfaces. The sloping walls, which correspond to the angle of the roof, comprise the upper walls on the west and south sides of the room. All of the walls are finished with plaster that is in cracked condition. The locations and the plaster finish of the walls are both believed to be original features of the room dating to 1880-81.

The walls are trimmed by a baseboard at the floor, a bracketed shelf at mid-height, and a picture molding at the ceiling. Of these, only the baseboard is an original feature dating to 1880-81. The shelf and picture molding were both installed by E.W. Peckham in 1902. They are documented by Peckham's specifications dated June 23, 1902, which included the following work for "Mr. Charles' room":

A shelf with back plate and brackets to be put up on a line with the break in side wall, around the room, except over mantel, a similar shelf above each window.

A picture moulding made to order put up as a finish at the ceiling.<sup>446</sup>

---

<sup>445</sup> Specifications and estimate from E.W. Peckham, May 1, 1905; the subsequent bill is undated. Edison NHS Archives.

<sup>446</sup> The work was actually done, based on a bill from E.W. Peckham dated Aug. 14, 1902.

The baseboard, shelf, and picture molding were recorded by the residence appraisal of 1931 as follows:

- 60 Lineal ft. baseboard;
- 56 Lineal ft. 4" x 6" plate rail;
- 72 Lineal ft. picture moulding.

### Ceiling

The ceiling is flat, plastered, and painted a plain color. This, however, has not always been the case. The ceiling was originally decoratively painted, according to the bill from Pottier & Strymus dated May 7, 1882. A ceiling canvas was installed and tinted in 1902 by E.W. Peckham, as described in the specifications and bill dated June 23, 1902, and August 14, 1902. The canvas was removed and the plaster ceiling was repaired and tinted in 1913, based on the bill from Proctor & Company dated May 31, 1913.

The plaster ceiling was most recently repaired and painted in 1952, under the direction of John H. Petersen. Petersen's contract, dated April 7, 1952, notes "ceiling to be plasted [sic] by a mason."

### Doorways

The room has two doorways in its northeast alcove. Both are original features dating to 1880-81.

One doorway, at the south end of the alcove's east wall, connects with the master hall (Room 312). Doorway elements include a molded architrave with bull's-eye corner blocks and a five-panel door with a doorknob. The doorway was described by the residence appraisal of 1931 as "1 Door, 2'8" x 7'2" x 1-3/4", 5 panels."

The second doorway, in the north wall of the alcove, leads to a walk-in closet. It is identical in appearance to the hall doorway, and received the same description in the 1931 residence appraisal.

### Windows

The room has three windows, one each in the south, west, and east walls. Two of these windows are original, and one was installed circa 1902.

#### **South Window (W-315)**

The south window is an original window dating to 1880-81, with later sashes installed in 1902. The original architrave is molded with bull's-eye corner blocks. There are two pairs of double-hung sashes in the window opening, each glazed with one pane of glass.

Early exterior photographs of the house show the window with two pairs of double-hung sashes, with 30 panes of glass per sash. These were replaced in 1902 by the existing one-over-one sashes. The new sashes are documented by E.W. Peckham's specifications dated June 23, 1902, for work in "Mr. Charles' room." They were described as "two pairs new window sash single light, plate glass, put in to replace present square pane sashes in south window."

The 1931 residence appraisal listed the window as "1 Single mullion window, 2 double hung sash, 2'10" x 5'4" x 1-5/8", 2 lights."

#### **Large West Window (W-314)**

A second window is in the large alcove in the middle of the west wall. It is a single window opening with a molded architrave, bull's-eye corner blocks, and one-over-one sashes. The window is believed to have been installed in 1902.

Early exterior photographs of the house show no window in this location. It first appears in a later exterior photograph taken sometime between 1907 and 1910 (fig. 19). No mention of a new window is found in E.W. Peckham's specifications and bill dated 1902. However, microscopic examination of the window's painted architrave indicates that the first finish is a white lead-based paint that was used elsewhere in the room in 1902. The window has therefore been dated 1902.

The 1931 residence appraisal described the window as "1 Double hung window, 3'4" x 5'2" x 1-5/8", 2 lights."

#### **Small West Window (W-313)**

A small original (1880-81) window is in the small northwest alcove. The window is trimmed by a molded architrave at the top and bottom sides only; there is insufficient room on the two sides to fit either trim pieces or corner blocks. The sashes are double-hung, and each is glazed with 12 panes of clear glass.

The 1931 residence appraisal described the window as "1 Double hung window, 2'0" x 3'6" x 1-5/8", 24 lights."

#### **Fireplace**

An original fireplace is at the north end of the room. It is believed to be little changed today from its original appearance in 1880-81.

The fireplace mantel is wood with recessed panels and a bracketed top shelf. A "secret compartment" is built into the east side of the mantel, which has a paneled door with side hinges and a brass pull. The fireplace opening is framed by ceramic tiles with a dark blue and white floral motif. The hearth is also paved with ceramic tiles but in a different color and design, being a red and black diaper pattern. The fireplace interior has a metal liner with an embossed basket-weave design.



The 1931 residence appraisal described the fireplace as "1 Mantel, 6'0" wide, pine shelf and trim, tile facing and hearth, metal fireplace."

### Built-in Bookcases

Two bookcases are attached to the lower walls on the east and west sides of the room. These appear to have been installed in 1902 or sometime thereafter, because they overlap the lower apron of the 1902 wall shelf. They were in place by January 1931, when the residence appraisal for that year described them as "16 Lineal ft. pine bookrack, 4'0" high, 4 shelves."

### Cabinet

A large wood cabinet is at the south end of the east wall. It has a pair of paneled doors, paneled sides, and interior shelves. The cabinet may have been installed in 1902, although it is not mentioned in the specifications by E.W. Peckham. It was definitely in the room by January 1931, when it was recorded by the residence appraisal as "1 Pine closet, 5'6" x 1'8" x 5'0", 1 pair of doors, 5 shelves."

### Closet (Room 300a)

A walk-in closet is off the room's northeast alcove, beneath the stair to the attic. It is an original feature dating to 1880-81. The closet has a wood floor and baseboard, and plaster walls and ceiling. Numerous small holes have been drilled in the plaster, the purpose of which is not known.

Other features of the closet interior include a built-in cabinet, open shelves, and clothes hooks. The cabinet, at the north end, has three drawers. It may be a later addition, based on the fact that the baseboard that it covers has a varnished finish. Three open shelves are mounted to the east wall, and two rows of metal clothes hooks are attached to the west wall.

The closet was listed by the 1931 residence appraisal as a "Closet: - 4'0" x 5'0" [with] 1 Door...; 16 Lineal ft. baseboard; [and] hooks, rods [sic] and shelves."

### Finishes

The bedroom and its closet both have varnished floors and painted woodwork, walls, and ceilings. The paint is a cream-yellow color. The room was last painted in 1952.

Several changes have been made to the room's finishes over the years. The ceiling was originally decorated, according to the bill from Pottier & Stymus dated May 7, 1882. No details of the ceiling decoration are known, nor is there any mention in the bill of how the walls were treated. It is possible that the walls were painted at this time, based on the microscopic examination of one paint sample from the south wall. The first paint layers on the wall are a cream primer followed by a blue lead-based paint.<sup>447</sup>

---

<sup>447</sup> Paint sample number EDIS 10 P089.

The room, then known as "Mr. Charles' Room," was redecorated in 1902 under the direction of E.W. Peckham. The work was described in Peckham's specifications dated June 23, 1902, and billed on August 14, 1902. The finishing work was specified as follows:

Ceiling and walls to be washed; cracks cut out and stopped; ceiling lined with canvas and tinted. Side walls lined with fresh clean lining paper, and hung with paper selected.

All wood work to be cleaned, varnish washed off etc. and painted white three coats, also [new wall] shelf.

The floor in Mr. Charles' room to be finished & repaired.

Microscopic paint analysis confirms that the woodwork was in fact painted with a white lead-based paint at this time.<sup>448</sup> No samples, photographs, or detailed descriptions have survived of the wallpaper. It may have had a red pattern, to coordinate with the red embroidered edge on the curtains and the three new red rugs. It was most likely this room that Peckham referred to as the "Red-room, 3rd Floor" when he returned to work in the third-story rooms in 1905.<sup>449</sup>

"Mr. Charles' Room" was next refinished and redecorated in 1913 by Proctor & Company. Their bill, dated May 31, 1913, recorded the following work:

Ceilings: Old canvas removed, cracks cut out, re-plastered, prepared & tinted 45.00

Woodwork: Puttied, sandpapered & painted 2 coats 48.00

24 Rolls lining paper furnished & hung 12.00

25 1/2 Rolls English wall-paper 1.10, 28.05

Cost of hanging wall-paper 15.80.

The paint analysis indicates that the woodwork was repainted with a white nonlead paint. No details are known about the wallpaper pattern.

The room appears to have been refinished again sometime between 1921 and 1924, according to the residence appraisals for those years. The latter appraisal notes that there was "Additional Improvement to Painting, Trimming and Decorating" in several third-story rooms, including "Guest room #3." No details of this work are known.

---

<sup>448</sup> A paint sample (EDIS 10 P086) from the original south window architrave has a first varnish layer, followed by a white lead-based paint. By comparison, a paint sample (EDIS 10 P088) from the wall shelf installed in 1902 has a first finish of the white lead-based paint.

<sup>449</sup> Specifications and estimate from E.W. Peckham dated May 1, 1905; the bill for this work is undated. The work in the "Red-room" was minimal, involving only "touching up and one coat of oil paint \$18.00."

No other work is on record as having been done in this room until 1952. A proposal dated April 7, 1952, was then submitted to then-owner Thomas A. Edison, Inc., by John H. Petersen for "decorating" in the third-story rooms, which included the following:

Bedroom: remove the paper, repair the cracks -ceiling to be plaster [sic] by a mason. Paint entire room two coats.<sup>450</sup>

While this proposal does not specifically identify the room as the southwest bedroom, it is the only bedroom in the third story that is known to have had its wallpaper replaced by painted walls. Peterson was hired to do the job, based on a handwritten note on the proposal that reads "or [order?] 32105," and an invoice for the work dated April 29, 1952. The work appears to have been carried out as proposed, as evidenced by the existing condition of the room today.

No changes are known to have been made to the room since 1952.

### Lighting System

The bedroom and closet have three electric light fixtures. Two are in the bedroom, and one is in the closet.

The precise date of the light fixtures is not known. The house was first electrified in 1887, and the two bedroom fixtures appear to have existed by 1921. All three fixtures and their switches were rewired in 1968.

### Chandelier

A four-light chandelier hangs from the ceiling in the middle of the bedroom. It appears to be made of brass. The lights are at the ends of four metal gooseneck-style arms, and each has a glass shade. The lights are operated by a push-button switch at the east wall, north of the doorway to the hall.

This chandelier was most likely one of three "4 lt. stiff pendants" that were counted in the third story by the residence appraisals of 1921 and 1924.<sup>451</sup> The 1931 residence appraisal described the chandelier as "1 Brass rod hung ceiling fixture, 4 lights."

---

<sup>450</sup> The proposal also described work in another "bedroom," the "office," the "hall," and the "employees quarters," which were all presumably in the third story.

<sup>451</sup> The light fixtures are not itemized individually by room in the 1921 and 1924 residence appraisals.

### Wall Light Fixture

A two-light fixture is mounted to the north side of the east wall above the lavatory. It is similar in style to the chandelier and also appears to be made of brass. The two glass shades shown in a photograph of the room dated 1960 are missing today. Each light is operated individually by a switch at the socket.

This wall fixture is most likely the "2 lt. stiff pendant" recorded by the 1921 and 1924 residence appraisals as being in the third story. The 1931 residence appraisal described the fixture as "1 Brass wall bracket, 2 lights."

### Closet Light

The closet has a bare light that hangs from the ceiling by a brass pipe. It is operated automatically by a switch in the east door jamb, or manually by a switch at the socket.

The automatic door switch may be one of eight that were installed in unspecified locations in 1909-10 by electrician George Boyce.<sup>452</sup> The date of the closet light is less certain. The 1931 residence appraisal listed the closet light as "1 Brass wall fixture, 1 light, door operated," but it may have been mistaken.

### Electrical Outlets

The room has two duplex electrical outlets in the baseboard. One is at the south end of the west wall; the other is at the north end of the east wall. Both outlets were rewired in 1968.

It is not known when the electrical outlets were installed. The east outlet is known to have existed in 1960, based on a photograph of the room that shows it (fig. 176). No earlier documentation is known. The west outlet is not shown in any of the photographs, nor has any documentation been found that predates the 1968 rewiring plan.

### Early Electrical Wiring

Obsolete electrical wiring is visible in the floor of the northeast closet. The wiring originates at the north baseboard (behind the built-in cabinet) as a bundle of 12 wires. From here the wires are separated, with each individual wire embedded in a channel in the wood floorboards. The wires are aligned parallel to one another, resembling railroad tracks. The wires run in a southerly direction, from the north cabinet to the south closet wall.

The date of this wiring is not known. It may have been installed as early as 1887, when the house was first electrified for the Edison family. It may also relate to the annunciator system, described in the following section.

---

<sup>452</sup> Boyce's bill is dated April 14, 1910. Edison NHS Archives.

## Annunciator System

### Call Button

Mr. Charles' Room was included in the Edisons' annunciator system. It has one call button, at the east wall north of the hall doorway. This button rang to the main annunciator board in the Kitchen (Room 107). This is known because the existing annunciator board in the Kitchen has a station labeled "Third South." It is not known when the button was installed in the bedroom. The Kitchen annunciator board was installed sometime between December 1889 and November 1912.

### Signal Bell

A bell is mounted to the east corner block of the architrave of the northeast closet's doorway. This bell was activated by a button in Thomas and Mina Edison's second-story bedroom (Room 203). It may have existed as early as 1889, based on a letter noting that one of the buttons in the "Main Chamber" rang to a bell in the "Boys [sic] Room."<sup>453</sup> The existing button in the Edisons' bedroom, which is labeled "Charles," has been dated circa 1905.

## Plumbing System

An old-style lavatory is at the north end of the south wall. It is similar to two other lavatories on the third story: one in the Blue Room (Room 304), the other in the Sewing Room (Room 305).

This lavatory is believed to be an original second-story wash basin that was moved here sometime before 1921. The base is a paneled wood cabinet with two doors; the floor of the interior is lined with lead. The counter top is marble, as are the backsplash and the single bracketed shelf. The bowl is round, made of porcelain, and decoratively painted with a swallow and willow branch design. The supplier and manufacturer of the bowl are identified on the underside as follows:

Manufactured for The J.L. Mott Iron Works Exclusively - (John Dimmock  
& Co. Hanley Staffordshire Potteries) - New York<sup>454</sup>

Water is supplied to the bowl through two faucets, each with a four-armed handle. The faucets are engraved with "'Standard' Made in U.S.A." A wood-framed mirror is mounted to the wall above the lavatory.

The room was originally furnished with a "washstand," according to the bill from Pottier & Strymus dated May 7, 1882, which included "1 Mirror over Washstand." It is believed that the

---

<sup>453</sup> Letter from Edwards & Co. to Charles Batchelor, Sept. 14, 1889. Edison NHS Archives.

<sup>454</sup> The bowl may be one of "3 Imported Basins" supplied by plumber F.W. Miller in 1896. The cost of the three basins was \$9.00, according to Miller's bill dated Nov. 1896. Two other basins with similar decorative designs exist today in the Blue Room (Room 304) and in the Sewing Room (Room 305). Edison NHS Archives.

washstand was not connected to running water, as were the "basins" in the billiard room (Room 304) and the second-story rooms. It is therefore unlikely that the existing lavatory is the "washstand" referred to by Pottier & Stymus.

It is not known when the old washstand was replaced by the existing basin. This may have occurred in 1899-1900, when a basin was removed from the old dressing room (Room 204), or in 1905, when a basin was removed from the southwest bedroom (Room 200). It may have been one of the "two extra basins in 3rd floor" that were "connected with the new hot and cold water system" by plumbers Milne & Platt in 1905.<sup>455</sup>

This lavatory was most likely one of "3 Marble lavatories and splash backs" recorded in the third story by the residence appraisals of 1921 and 1924. The 1931 residence appraisal was more specific and described the room as having:

1 Marble lavatory, 30" x 26", marble back and shelf 2 brass faucets, lift waste, oak cabinet base.

### Heating System

The room was heated originally, and up until 1968, by steam-heated air emitted through a wall register. The register is in the lower north wall, between the fireplace and the closet. It became obsolete in 1968 when it was replaced by two modern floor registers: one beneath the south window, the other beneath the west window. The heat is controlled by a thermostat at the east wall, which was also installed in 1968.

An assessment of the heating system in 1921 determined that the heating for this room was "taken care of 2nd floor stack." In other words, the heat duct that serviced the room below also provided heat to the room in the third story. Insufficient heat appears to have reached the third story, because the assessment also noted that 75 units of additional heat were needed for the room.<sup>456</sup> No action, however, appears to have been taken by the Edisons.

The room's heating equipment was recorded by the 1931 residence appraisal as "1 Wall register, Mr. Charles' Room."

### Fire-Protection System

A Pyrotronics smoke detector, installed in 1978, is mounted to the ceiling in the center of the room.

---

<sup>455</sup> The estimate from Milne & Platt is dated July 11, 1905, and the bill is dated Oct. 9, 1905. Edison NHS Archives.

<sup>456</sup> Letter from R.W. Kellow to Mrs. Edison, Jan. 25, 1921. Edison NHS Archives.



Figure 175. Mr. Charles' Room (Room 300), looking southwest, 1960.



Figure 176. Mr. Charles' Room (Room 300), looking northeast, 1960.



## Miss Bogue's Room (Room 301)

### General Information

Miss Bogue's Room is a bedroom of moderate size at on the southeast corner of the house. Its dimensions were recorded by the 1931 residence appraisal as measuring 15 feet by 18 feet. A large walk-in closet (Room 301a) is off the southeast corner of the room.

Miss Lucy Bogue was a long-time employee of the Edison family. She served in the early years as a governess and piano teacher to the Edison children, and later became a companion and secretary to Mrs. Edison.<sup>457</sup> Miss Bogue occupied the southeast bedroom in 1931, according to the residence appraisal for that year, which listed the room as "Miss Bogue's Room." The furnishings appraisals of 1937 and 1947 labeled the room as the "Secretary's Room" and "Secretary's Bedroom," suggesting that Miss Bogue resided there through those years.

The original occupant of the bedroom was Mr. Lake, a brother-in-law of owner Henry C. Pedder.<sup>458</sup> The furnishings in "Mr. Lake's Room 3d Floor" included an ash bedstead and dressing table, which had been supplied by Pottier & Stymus in 1882.<sup>459</sup> Ash bedroom furniture was more specifically identified by the residence appraisal of 1886 as being in the "Bedroom Over Reception Room (3rd Floor)." Pottier & Stymus also supplied the room with "1 medicine closet and mirror over washstand," and decorated the walls and the ceiling.

The room appears to have been called both the "Boy's Sitting Room:-Third Floor, South" and the "Boy's Room" in 1905. This is based on the specifications for redecorating work from contractor E.W. Peckham dated April 10 and May 1, 1905. It has been surmised that the "Boy's Room" was in fact this room and not the adjacent southwest room, based on the following facts. First, the southwest room (Room 300) had been completely refinished and redecorated by E.W. Peckham only three years earlier, in 1902. Second, the specifications dated April 10 refer to hanging the walls with burlap, and painting the ceiling and "cornice"; a cornice exists in the southeast room only, not in the southwest room. These same specifications also describe staining and waxing the woodwork, which was presumably unpainted; the woodwork in the southwest room had been painted white in 1902. Finally, the specifications dated May 1 describe making window curtains and a curtain for the "glass door"; the southeast room has such a door, but the southwest room does not. An undated invoice and a schedule of payments to Peckham confirms that the work was actually carried out as specified.

The "boy" who used the southeast sitting room in 1905 was most likely Charles Edison, who was 15 years old in August 1905. His bedroom was next door, in the southwest room (Room 300). Theodore, who was eight years younger than Charles, occupied a bedroom in the second story

---

<sup>457</sup> Venable, *Mina Miller Edison*, p. 21.

<sup>458</sup> Mr. Lake is so identified in a newspaper article, "In and About The City: Mr. Pedder's Luxurious Habits," *The New York Times*, July 19, 1884.

<sup>459</sup> Bill from Pottier & Stymus, May 7, 1882. Edison NHS Archives.

(Room 206) in 1905. It is unlikely that stepbrothers Tom or William occupied this room, because they were grown and on their own by this time.<sup>460</sup>

This is also believed to be the "Third Story Room" that was redecorated by Proctor & Company in 1916.<sup>461</sup> Their bill dated March 6, 1916, notes that the ceiling was repaired and painted, the woodwork was cleaned and oiled, and the walls were hung with a Parma satin material. A bedspring and mattress were also supplied, suggesting that the room was converted to a bedroom at this time. It remained so furnished through 1947, according to the furnishings appraisals of 1921, 1924, 1930, 1937, and 1947. The appraisals of 1921 and 1924 listed the room as "Guest's Room #2," while the 1930 appraisal used "Guest Room #2." By 1937 and 1947, the room was called the "Secretary's Room" and the "Secretary's Bedroom."<sup>462</sup>

Refinishing work of an unspecified nature occurred sometime between 1921 and 1924, according to the residence appraisal of 1924. The last documented work occurred in 1952, when the house was owned by Thomas A. Edison, Inc. The existing wallpaper was hung at this time, the ceiling was repaired and painted, and the woodwork was painted blue. The redecorated room was photographed several years later, in 1960 (figs. 177-78); these are the only known photographs of the room. No significant changes have been made since 1952.

### Floor

The floor is composed of narrow wood floorboards laid in an east-west direction. A border is at the east and west walls, formed by floorboards laid in an opposing north-south direction. The corners of the room are decorated by corner blocks with parquetry in an "X" design. The floorboards, border, and parquetry are believed to be original features of the room dating to 1880-81.

### Walls

The walls are flat and plastered. They are trimmed at the floor by a high baseboard, and at the ceiling by a wood picture molding and plaster cornice. Most of the wall elements are believed to date to 1880-81. A later addition is the boxed southwest corner that contains a vent pipe for the bathroom below (Room 201). The vent pipe and its boxing were presumably installed in 1905, at the same time as the bathroom.

The 1931 residence appraisal recorded the following wall elements: "55 Lineal ft. baseboard" and "66 Lineal ft. picture moulding."

---

<sup>460</sup> Tom would have been about 27 years old, and William 29, in 1905.

<sup>461</sup> This was the only formal room in the third story that retained its unpainted woodwork in 1916. In addition, the bill also lists "4 window shades," which correspond to the four window openings in the large quadruple window in the south wall. It is also unlikely that this bill refers to "Mr. Charles' Room" (Room 300) or the "Middle Room" (Room 304), because Proctor & Company had previously worked there in 1913.

<sup>462</sup> As noted previously, the "secretary" may have been Miss Lucy Bogue. The 1931 residence appraisal identified the room as "Miss Bogue's Room."

### Ceiling

The ceiling is flat and plastered. It is believed to be unchanged from its original construction in 1880-81.

### Doorways

The room has one doorway in the north wall, and two doorways in the east wall. All three doorways are thought to be original, dating to 1880-81.

#### **Hall Doorway**

The doorway in the center of the north wall leads to the master hall (Room 312). Doorway elements include a wood threshold, a molded architrave with bull's-eye corner blocks, and a five-panel wood door.

The door was inaccurately described by the 1931 residence appraisal as "1 Door, 2'8" x 7'2" x 1-3/4", 7 [sic] panels."

#### **Closet Doorway**

The doorway near the south end of the east wall connects with the walk-in closet (Room 301a). It is identical in all regards to the hall doorway.

The door was described by the 1931 residence appraisal as "1 Door, 2'8" x 7'2" x 1-3/4", 5 panels."

#### **Sun Room Doorway**

The doorway in the center of the east wall opens into the Sun Room (Room 302). Like the other two doorways, it is trimmed by a molded architrave with bull's-eye corner blocks. The doors differ, however, by being a pair of French doors. Each door is glazed with three panes of glass.

A large opening resembling a doorway is shown in this location in a preliminary exterior sketch of the house by architect Henry Hudson Holly dated January 30, 1880 (fig. 1).<sup>463</sup> The opening had a glazed door or doors at an early date, based on an exterior photograph of the house taken sometime between 1891 and 1897 (fig. 11). The French doors may therefore be original, dating to 1880-81. They were definitely in place by May 1, 1905, based on E.W. Peckham's specifications of that date, which included making "one pair of net curtains...for glass door [sic: doors]" in the "Boy's-room."

The doors were recorded by the 1931 residence appraisal as being "1 Pair of French doors, 3'0" x 6'9" x 1-3/4", 6 lights."

---

<sup>463</sup> The interior doorway is visible in early exterior views of the house, because the Sun Room (Room 302) was not permanently enclosed with glazed sashes until 1905. See the discussion of Room 302 for details.

### Windows

The room has two windows, both of which are original (dating to 1880-81). One is a large quadruple window in the south wall of the room. The other is a small stained-glass window inside the closet, which will be described in connection with the closet.

The south window is documented as an original feature by the earliest exterior photograph of the house taken sometime before February 1884 (fig. 4). The photograph shows four pairs of 12-over-1 sashes, which exist today. The interior molded architrave with two corner blocks is presumably also unchanged from its original appearance.

A detailed description of the window is provided by the 1931 residence appraisal, which recorded "1 Triple mullion window, four double hung sash, 2'6" x 4'4" x 1-5/8", 12/1 lights."

### Fireplace

A fireplace is at the north wall, east of the hall doorway. It is an original 1880-81 feature that was altered in 1905.

The fireplace has a wood mantel, a tiled face and hearth, and a metal-lined firebox. The mantel has a single shelf supported by four wood brackets. Decorative woodwork above the shelf is missing today, having been removed in 1905. This is based on the estimate and specifications from E.W. Peckham dated April 10, 1905, which proposed to "take out over mantel, repair wall" in the "Boy's Sitting Room." The work was apparently done, based on an undated invoice from Peckham and the existing condition of the mantel today. The original "over mantel" may have resembled the unaltered woodwork in one of the west bedrooms (Room 309).

Decorative ceramic tiles surround the fireplace opening and pave the hearth. The facing tiles feature wildlife scenes framed by an octagonal blue and white border. The hearth tiles are a stylized floral design, also in blue and white. One of the narrow border tiles at the hearth is loose, and when lifted was found to have the following writing cast on the underside: "MINTONS CHINA WORKS - STOKE ON TRENT." Also painted in black on this same tile is the notation "for 1089."

The interior of the firebox has a metal liner decorated with a raised-relief design resembling mythological figures.

The 1931 residence appraisal recorded the fireplace as "1 Mantel, 6'0" pine shelf, fascia and pilasters, tile facing and hearth, metal fireplace."

### Cabinet

A built-in cabinet is at the north wall, east of the fireplace. It has a single side-hinged door glazed with two panes of clear glass and equipped with a small brass latch. The interior of the cabinet has five shelves.

The date of this cabinet is not known. It existed in the room by 1931, based on the residence appraisal for that year that described it as "1 Pine wall case, 2'0" x 1'0" x 3'6", glazed door."

### Closet (Room 301a)

A walk-in closet is off the southeast corner of the room. It has a wood floor, plaster walls and ceiling, and a stained-glass window in the upper north wall. The window overlooks the Sun Room (Room 302). It has a single leaded- and stained-glass sash that is hinged at the bottom to pivot open at the top. The window is presumed to be an original feature of the closet, based on the style of its stained-glass sash.

The window was inaccurately described by the 1931 residence appraisal as being "1 Fixed [sic] sash, 2'0" x 1'8", leaded glass lights." It is also shown inaccurately on the third-story HABS floor plan, resembling a doorway more closely than a window.

A large wood dresser occupies the entire east wall of the closet. It is composed of six lower drawers and two upper doors that open to reveal interior shelves. The 1931 residence appraisal described the dresser as "1 Recess pine cupboard, 1 pair of doors, 6 drawers."

Six brass clothes hooks are mounted to a board at the north wall. The hooks are not mentioned in the 1931 residence appraisal.

### Finishes

The room has a varnished floor, blue-painted woodwork, wallpapered walls, and a white-painted ceiling. The interior of the southeast closet differs by having unpainted woodwork (except the closet side of the door, which is painted blue); the walls and ceiling are painted a cream-white color. The last documented refinishing of the room was in 1952.

The room was originally finished with decorated walls and ceiling, according to the bill from Pottier & Stymus dated May 7, 1882. No details are known on the nature of these decorations, and no physical remnants have been uncovered. They may still survive beneath the existing later wallpaper and paint.

The wall and ceiling decorations appear to have been replaced in 1905 by a new decorating scheme. This is documented by the estimate and specifications of E.W. Peckham dated April 10, 1905, which described the following work for the "Boy's Sitting Room":

Paint ceiling ad [sic: and] cornice four coats of oil paint and stipel [sic: stipple].<sup>464</sup> Clean wall and prepare for paper. Hang with clean lining paper, and burlap as selected. Wood work to be cleaned and stained, finish flat with wax.

---

<sup>464</sup> Stippling is a decorative painting technique. Stippled wall finishes survive today in the West Room (Room 213) and the second- and third-story halls.

The work was presumably carried out as specified, based on an undated invoice from E.W. Peckham for the full amount of the April 10 contract. Neither the stippling nor the burlap wall covering survive in the room today.

It was most likely this "Third Story Room" that was redone in 1916 by Proctor & Company.<sup>465</sup> Their bill, dated March 6, 1916, described the following refinishing work:

Ceiling repaired & painted deep ivory. Woodwork cleaned off & oiled.  
Other work as directed.  
Walls: 11 yds 50" Parma satin. 3 Pcs gimp. Upholsterers time hanging materials on walls, including hanging of [new] curtains.

It appears from this bill that the woodwork remained unpainted in 1916.

Refinishing work was carried out again sometime between 1921 and 1924, according to the residence appraisals for those years. The latter appraisal notes that "Additional Improvement to Painting, Trimming and Decorating" had been done in several third-story rooms, including "Guest Room #2." The work in that room appears to have involved replacing the wall fabric with wallpaper and painting the woodwork blue, based on the following evidence. The walls had a fabric wall covering in 1916, and yet a later proposal dated 1952 refers to removing "paper" from the walls. In addition, the microscopic analysis of one paint sample taken from the south window architrave indicates that the woodwork has been painted blue twice,<sup>466</sup> while it is recorded as having been painted only once (in 1952). Unfortunately, no remnants of the wallpaper installed in 1921-24 are known to survive.

The room was last refinished in 1952. This is according to a proposal from John H. Petersen dated April 7, 1952, and a subsequent bill dated April 29, 1952. The proposal includes work in several third-story rooms, including two bedrooms. The existing condition of the room today suggests that this was one of the two bedrooms that received the following treatment:

Bedroom to have the paper removed from the walls, prepared [sic] and repapered [sic] with 1.50 per roll paper. Woodwork to be painted blue, ceiling white. Closet included.

These may be the same paint and wallpaper that are in the room today. They are shown in two photographs of the room dated 1960 (figs. 177-78).

---

<sup>465</sup> This is based on the fact that Room 301 is one of the few rooms that still had unpainted woodwork in 1916, and the reference to "4 window shades."

<sup>466</sup> Paint sample EDIS 10 P094. The first paint layer is a lead-based paint that is light blue in color. The second (top) layer is a nonlead blue paint. A distinct layer of dirt separates the first blue layer from the second blue layer, indicating that the first layer was exposed for a period of time.

### Lighting System

There are two electric light fixtures in the room, but none in the closet. Both room fixtures were rewired in 1968. The remnant of what may be an early gas light fixture is at the south end of the west wall.

#### **Wall Light Fixture**

A tarnished metal light fixture is mounted to the south wall west of the window. It is a gooseneck style with a petal-design base, a single light, and no shade.<sup>467</sup> The light is operated by a swivel switch at the fixture.

The precise date of this light fixture is not known. The earliest possible date is 1887, when the house was first electrified. It most likely existed by 1921, at which time it was counted by the residence appraisal for that year as one of eight "1 light gooseneck brackets." A similar description is provided by the 1924 residence appraisal. The 1931 residence appraisal was more specific, recording one of the room's two light fixtures as "1 Brass wall fixture, 1 light."

#### **Ceiling Light Fixture**

A brass-color metal chandelier is mounted to the ceiling in the center of the room. It is suspended from the ceiling by a metal rod, and features a center decorative pendant and four upturned arms. Each of the four lights has an etched glass shade. The lights are operated by a push-button switch at the north wall, west of the hall doorway.

The date of this chandelier is not known. It may be one of the early electroliers installed by the Edisons between 1887 and 1891 and recorded in the 1891 inventory as "Third Floor: Electroliers." There is little doubt that it existed by 1921, when it was listed by the residence appraisal for that year as one of "3 4 light stiff pendants" on the third story. A similar description is found in the 1924 residence appraisal. The 1931 residence appraisal specifically notes the room as having "1 Brass rod hung ceiling fixture, 4 lights" and "1 Switch."

#### **Missing Gas Light Fixture**

The remnant of what may have been an early gas light fixture is at the south end of the west wall. This is a capped pipe, which is painted blue today. No information is available on the appearance of the gas light fixture and when it was removed.

### Electrical Outlets

The room has one duplex electrical outlet. It is mounted to the upper south wall, west of the window.

---

<sup>467</sup> The shade is either missing or in storage.

The date of this outlet is not known. It appears to have existed by 1960, based on a photograph of the date (fig. 178) that shows a floor lamp and a table lamp in the room. No lamps, however, are listed in the furnishings appraisals of 1921, 1924, or 1930, suggesting that the outlet may have been installed sometime after 1930. The outlet was rewired in 1968.

### Annunciator System

#### Call Button

Miss Bogue's Room was served by the Edisons' annunciator system. It has one button, at the south end of the west wall. This button rang to the main annunciator board in the Kitchen (Room 107), which has a station for the "Third East" room. It is not known when the button was installed in the bedroom. The Kitchen annunciator was installed sometime between December 1889 and November 1912.

#### Signal Bell

A bell is mounted to the south end of the upper west wall. It is believed to have been activated by a button in Thomas and Mina Edison's second-story bedroom (Room 203); the button may have also rung the bell in the adjacent bedroom (Room 300).

The bell may have existed as early as 1889, based on a letter noting that one of the buttons in the "Main Chamber" rang to a bell in the "Boys [sic] Room."<sup>468</sup> The button that is in the Edisons' bedroom today has been dated circa 1905 and is labeled "Charles."

### Plumbing System

There are no plumbing fixtures in the room today, except for the boxed vent pipe in the southwest corner. This pipe, which ventilates the plumbing in the bathroom below (Room 201), is believed to have been installed in 1905 at the same time as the bathroom.

The room was originally furnished with a washstand, according to the bill from Pottier & Stymus dated May 7, 1882. This bill lists "1 medicine closet and mirror over washstand" for the third-story "Room over Reception Room." The washstand, and presumably also the medicine closet, were removed in 1905, as specified in the estimate and specification by E.W. Peckham dated April 10, 1905:

BOY'S SITTING ROOM:- Third Floor, South.

Take out wood work about basin in the corner, no plumbing, and repair wood work.

No remnants of the former washstand are visible in the room today.

---

<sup>468</sup> Letter from Edwards & Co. to Charles Batchelor, Sept. 14, 1889. Edison NHS Archives.



**Heating System**

The room was heated originally, and up until 1968, by steam-heated air emitted through a wall register. The register is in the lower north wall, east of the fireplace. The wall register became obsolete in 1968, when it was replaced by three modern floor registers located at the south wall beneath the window. The heat is controlled by a thermostat at the west wall, which was also installed in 1968.

An assessment of the heating system in 1921 determined that the heating for this room was "taken care of 2nd floor stack." In other words, the heat duct that serviced the room below also heated the room in the third story. Insufficient heat appears to have reached the third story, however, because the assessment also noted that 60 units of additional heat were needed.<sup>469</sup> No action is known to have been taken by the Edisons.

The room's heating equipment was recorded by the 1931 residence appraisal as "1 Wall register, Miss Bogue's Room."

**Fire-Protection System**

A Pyrotronics smoke detector installed in 1978 is mounted to the ceiling.

---

<sup>469</sup> Letter from R.W. Kellow to Mrs. Edison, Jan. 25, 1921. Edison NHS Archives.



Figure 177. Miss Bogue's Room (Room 301), looking southeast, 1960.



Figure 178. Miss Bogue's Room 301), looking northwest, 1960.

## Sun Room (Room 302)

### General Information

The Sun Room is a long, narrow room on the east side of the house. Its dimensions were recorded by the 1931 residence appraisal as being 6 feet by 20 feet.

The Sun Room was constructed originally in 1880-81 as an open two-bay porch with a wood railing. It was accessed by three doorways. One led from the southeast bedroom (Room 301); another led from the billiard room (Room 304). The third led from a southeast jog off the master hall (Room 312). Large storm panels enclosed the porch in the cold months, as seen in one exterior photograph taken sometime before February 1884. The Edisons later installed screens during the warm-weather months, which are visible in exterior photographs taken in the 1890's and in 1903.

The porch was permanently enclosed with casement windows sometime after 1903 and before 1907. This work is believed to have been done in 1905, at the same time or shortly after a bathroom (Room 303) was installed in the southeast jog of the master hall. No written records, such as contractors' bills, have been found pertaining to these alterations.<sup>470</sup> They are documented only by the exterior photographs of the house and the existing conditions today.

The photographs show that the porch railing was replaced by wood panels, the top arches at the two bays were replaced by straight frames, and four window sashes were installed. Inside, varnished boards finished the floor, walls, and ceiling. This material would not have been durable enough for an open porch, and so was most likely installed when the porch was enclosed circa 1905. No significant changes appear to have been made since that time.

The name "Sun Room" is used by the residence appraisal of 1931. No other references to this room are found in the historical documentation. The room is not mentioned in the earlier residence appraisals of 1921 and 1924, or in the furnishings appraisals of 1921, 1924, 1930, 1937, and 1947.

### Floor

The floor, which is elevated one step above the floor in the adjacent rooms, is finished with varnished wood floorboards. These floorboards are believed to have been installed circa 1905 above the existing original floor. No information is available on the appearance of the original floor.

### Walls

The walls are straight and finished with vertical beaded boards. These are thought to have been installed circa 1905, when the porch was enclosed. This is because the varnished boards would have been unsuitable for an open porch. Furthermore, the boards below the east window, which were installed circa 1905, are identical to the boards at the three other walls of the room.

---

<sup>470</sup> This work may have been done by architect E.L. Tilton and contractor Hoggson Brothers, who also worked on the Living Room (Room 205) addition in 1905.

A plain board cornice with a rounded bottom edge finishes the top of the walls at the ceiling. There is no baseboard. The cornice is applied on top of the beaded wall boards, and is therefore contemporary with them (circa 1905).

### Ceiling

The ceiling is flat and finished with the same beaded boards as the walls. The ceiling is divided into three bays by reeded boards. The ceiling boards within the two end bays are oriented in an east-west direction, and those in the center bay are oriented in a north-south direction. Like the walls, the ceiling boards have been dated to circa 1905.

The 1931 residence appraisal recorded the ceiling as "440 Sq. ft. beaded cypress ceiling."

### Doorways

Three doorways open off the Sun Room. Two are in the west wall, and one is in the north wall. The doorway in the south end of the west wall leads to the southeast bedroom (Room 301); the doorway in the north end of the west wall opens to the bathroom (Room 303)<sup>471</sup>; and the north doorway connects with the Blue Room/former billiard room (Room 304).

French doors of similar style hang in all three doorway openings. Each pair opens inward and has six panes of glass (three per leaf) and one brass doorknob. It is unclear if these are original doors dating to 1880-81, or if they were installed during the renovations of 1905. They were most likely in place by May 1905, based on E.W. Peckham's proposed to install net curtains on three "glass doors."<sup>472</sup>

The architraves are plain boards applied to the vertical board siding. The architraves were presumably installed at the same time as the siding, circa 1905.

Each of the three pairs of doors was described by the 1931 residence appraisal as "1 Pair of French doors, 3'0" x 6'9" x 1-3/4", 6 lights."

### Windows

The Sun Room has two windows: one in the east wall, the other in the south wall. Both are original openings dating to 1880-81; the east window was significantly altered circa 1905.

---

<sup>471</sup> Before the bathroom was installed in 1905, the bathroom door led to the southeast jog of the master hall.

<sup>472</sup> These doors are described as being in the third-story "Boy's Room" (Room 301), the "Hall" (now Room 303), and the "Blue Room" (Room 304). The specifications from E.W. Peckham are dated May 1, 1905. Edison NHS Archives.

**East Window (W-317)**

The east window is an original two-bay opening dating to 1880-81. Seasonal storm sashes and screens were installed in these openings through 1903, as seen in early exterior photographs of the house. Four permanent casement sashes were installed here circa 1905, and remain in the window today. Each sash is glazed with two panes of glass. The two sashes on the north side of the window are hinged on the north side, and the two sashes on the south side of the window are hinged on the south side. The architrave is a plain board dating to circa 1905.

The 1931 residence appraisal described the window sashes as "4 Hinged sash, 2'8" x 5'6" x 1-5/8", 2 lights."

**South Window**

The south window is an original window overlooking the closet (Room 301a) of the southeast bedroom (Room 301). It has a stained-glass sash and a plain board architrave. Only the architrave is believed to be a later element dating to circa 1905. The third-story HABS floor plan incorrectly shows this window as a doorway.

**Finishes**

All of the woodwork in the Sun Room has a dark resinous finish similar to a varnish. This finish covers the floor, the walls, the ceiling, the French doors, the window sashes, and the doorway and window architraves. The room is believed to have been so finished since circa 1905.

**Lighting System**

The Sun Room has four electric light fixtures. One is a gooseneck-style fixture mounted to the west wall, and three are cord drops suspended from the ceiling. All four lights are operated by switches at the fixtures.

It is not known when the electric lights were installed, although a likely date is circa 1905, when the porch was enclosed. They were definitely in place by 1931, based on the residence appraisal for that year that listed "1 Brass wall fixture, 1 light" and "3 Cord drops." All four fixtures were rewired in 1968. There are no electrical outlets in the Sun Room.

**Heating System**

The Sun Room was unheated until 1968, when the existing modern heating equipment was installed. This equipment includes a floor register beneath the window at the east wall, and a thermostat at the north wall east of the doorway.

**Fire-Protection System**

The room has no fire-protection equipment.

## Bathroom (Room 303)

### General Information

The bathroom is off the south end of the master hall (Room 312), between Miss Bogue's Room (Room 301) and the Blue Room (Room 304). It is a small room that measures only 8 feet by 9 feet, according to the residence appraisal of 1931.

No bathroom existed in the third story when the house was originally constructed in 1880-81. It appears that the space now occupied by the bathroom was a southeast jog of the master hall. At the east end of the jog was the doorway to the Sun Room (Room 302). This doorway was described in E.W. Peckham's proposal dated May 1, 1905, as having a glass "Hall Door." The door survives in its original location, which is now the east wall of the bathroom.

The bathroom was created in 1905 by partitioning off the jog from the rest of the hall.<sup>473</sup> It is documented by the contractors' estimates and bills from the plumbers, tile installer, painter, carpenter, and mason. These are summarized below:

Contractor E.H. Harrison & Bro., specifications and drawings dated February 23, 1905.<sup>474</sup>

Plumbers Milne & Platt, estimate dated July 11, 1905, and final bill dated October 9, 1905.

Ceramic tile contractors E.H. Harrison & Bro., estimate dated July 13, 1905, and final bill dated September 20, 1905 (\$252.00).<sup>475</sup>

Painter Smith & Co. estimate dated August 11, 1905, no bill.

Carpenter Adolph Vogel, bill dated October 12, 1905, for work done in September 1905.

Mason N.H. Thatcher, bill dated November 4, 1905, for work executed in July 1905.

Some of these contractors also worked on the new second-story bathroom (Room 201) installed in 1905.

---

<sup>473</sup> A seam in the master hall's east-wall baseboard shows where the original wall ends and the later partition begins. The partition is also documented by specifications by E.H. Harrison & Bro., dated Feb. 23, 1905, and entitled "Specification of the Carpenter Work and materials necessary for the building of a Second Story Extension for a Bath Room on a dwelling at Llewellyn Park, Orange, N.J....."

<sup>474</sup> These specifications and drawings were for plumbing work and materials in four bathrooms (Rooms 207, 208, 212, and 303). Of these, only the work in Room 303 was carried out in 1905. An earlier report by John P. Shaw in 1962 mistakenly identified the third-story bathroom as being Room 307.

<sup>475</sup> This is the only bill in which the cost for the work in the third-story bathroom is explicitly stated. The other bills list the bathroom along with other work in the house, making it difficult to identify the bathroom costs exclusively.

The bathroom was equipped with J.L. Mott plumbing fixtures, including a lavatory, toilet, and shower. The floor and lower half of the walls were finished with white ceramic tiles, and the upper walls and ceiling were hung with burlap.

The bathroom is little changed today from its original appearance in 1905, except for its painted finishes and a modern heat grate installed in 1968.

### Floor

The floor is finished with white, hexagonal ceramic tiles. These were installed by E.H. Harrison & Bro., according to their estimate and bill dated July 13 and September 20, 1905. The estimate describes the floor as follows:

We agree to furnish and set complete in your Third Story Bathroom, Floor of 2" Hexagon vitrified tile including two ply paper and tar floor under same, making water tight....

The floor was later recorded by the residence appraisals of 1921 and 1924 as "36 Sq. ft. ceramic floor tiling." The 1931 residence appraisal listed "70 Sq. ft. 2" hexagon floor tile."

### Walls

All four walls of the bathroom are plastered. The north, east, and south walls date to 1880-81, when they were part of the hall's southeast jog. The west half of the south wall protrudes into the room, perhaps due to the chimney stack behind it. The west wall was built in 1905 to partition off the bathroom from the rest of the hall.<sup>476</sup> A plaster cornice was installed on this new wall to duplicate the existing cornice remaining from the hall on the north, east, and south walls.<sup>477</sup>

Also installed in 1905 were a partition extending from the north wall, to create an enclosure for a shower, and white ceramic wall tiles. The ceramic tiles finish the interior of the shower, and also cover the lower walls of the room. The shower partition and ceramic tiles are documented by the estimate and bill from E.H. Harrison & Bro. dated July 13 and September 20, 1905, respectively.

---

<sup>476</sup> The west wall is documented by specifications by E.H. Harrison & Bro., dated Feb. 23, 1905, and entitled "Specification of the Carpenter Work and materials necessary for the building of a Second Story Extension for a Bath Room on a dwelling at Llewellyn Park, Orange, N.J...." As stated previously, these specifications included carpentry work in the third-story bathroom. The specifications state: "Set the partition in Third Story enclosing the Bath Room with 2 x 4 joist set flat.... Also plaster with patent plaster in the best manner the...Partition of the Third Story Bath Room." The wall is also keyed on the floor plan as a new wall with a "new" door.

<sup>477</sup> Mason N.H. Thatcher worked on the new cornice, according to his bill of Nov. 4, 1905, which includes "cornice mould for 3 story bath, \$3.-" Edison NHS Archives.



The estimate describes the work as follows:

We agree to furnish and set complete in your Third Story Bathroom...side walls 4'6" high of 3 x 6 tile with 6" Sanitary tile base, tile cap and frieze, including metal lath and scratch coat, also...Tile Shower Stall 7 ft. high with Iron frame...

The residence appraisals of 1921 and 1924 recorded the wall tiles as "162 Sq. ft. glazed wall tiling, sanitary base & cap, at walls & shower enclosure." The 1931 residence appraisal was more general, listing "220 Sq. ft. 4" x 6" wall tile."

Some of the wainscot tiles were temporarily removed in 1986 during structural repair work. One of these was observed to have the following information imprinted on the back side: "Patent Grip Back A.E. Tile Co."

A textured material, similar to a burlap, covers the upper plaster walls above the wainscot. It is described in the section on "Finishes."

### Ceiling

The ceiling was part of the master hall until 1905, when the west wall was installed. It is flat, plastered, and finished with a textured material resembling burlap. The plaster may be original, dating to 1880-81. The burlap-like material is described in the section on "Finishes."

### Doorways

The bathroom has two doorways: one in the east wall, the other in the west wall. The east doorway is believed to be an original opening dating to 1880-81. The west doorway was installed at the same time as the west wall, in 1905.

#### **East Doorway (1880-81)**

The doorway in the east wall leads to the Sun Room (Room 302). This is believed to be an original feature of the third-story master hall, which predates the bathroom. The doorway has a molded architrave with bull's-eye corner blocks, and a pair of glazed French doors. The only description of the doorway is an estimate from E.W. Peckham dated May 1, 1905, which mentions supplying a "glass door" in the hall.<sup>478</sup> This doorway was retained when work began in July 1905 to create the new bathroom. No significant changes are known to have been made to the doorway in 1905.

The 1931 residence appraisal recorded the doorway as part of the third-story bathroom. The French doors were then described as "1 Pair of French doors, 3'0" x 6'9" x 1-3/4", 6 lights." These same doors survive in the doorway today.

---

<sup>478</sup> The estimate was for making "one pair of net curtains" for the hall's "glass door."

**West Doorway (1905)**

The west doorway leads to the master hall (Room 312). It is contemporary with the bathroom's west wall, built in 1905. The doorway has a molded architrave with bull's-eye corner blocks, and a three-panel door. The bottom two panels of the door are wood, and the top panel is opaque textured glass.

The earliest reference to the doorway is found in carpentry specifications and a floor plan by E.H. Harrison & Bro. dated February 23, 1905. The specifications state:

Furnish, hand and lock complete the new Bath Room door in the 3rd story. To be made to match the adjoining Room door, also set the jambs and case around the door both sides complete and furnish and set any required base in room and hall.<sup>479</sup>

The corresponding floor plan labeled the door as "new."

The doorway installation is documented by a bill from carpenter Adolph Vogel dated October 12, 1905, which includes the following entries:

Sept.	11	3d floor Bath 1 Door <u>875</u> , 1 lock .90,	9.65
		1 Lead Light	7.75
		JH 3 h [hours] on Door	1.80
	12	JH 1 1/3 h " "	<u>1.10</u>
			20.30

The residence appraisal of 1931 described the door as "1 Door, 2/8" x 7'0" x 1-3/4", 2 panels, 1 light."

**Windows**

The bathroom has no windows. The east and west doorways, however, are both glazed. See the preceding section on "Doorways" for more information.

**Medicine Cabinet**

A recessed medicine cabinet is on the north wall, above the bathroom's lavatory. It has a beveled glass door and a painted wood frame.

No documentation has been found for the cabinet; it probably dates to the installation of the bathroom in 1905. It was definitely in place by 1931, when it was recorded by the 1931 residence appraisal as "1 Recess pine medicine cabinet, beveled mirror door, 2'0" x 2'6".

---

<sup>479</sup> "Specification of the Carpenter Work and materials necessary for the building of a Second Story Extension for a Bath Room on a dwelling at Llewellyn Park," p. 2. As stated previously, despite the title, these specifications included work in the new bathroom in the third story. The work was obviously not carried out as directed in these specifications, based on the existing appearance of the door today.

### **Bathroom Accessories**

Bathroom accessories include two towel rods, a glass shelf, two drinking-glass holders, a ceramic soap-dish holder, a toilet-paper holder, and a soiled-towel holder. Of these items, documentation exists for the soiled-towel holder only, which was installed in 1909. The others were probably installed at the same time as the bathroom in 1905.

Contractor E.H. Harrison & Bro. supplied the new second-story bathroom (Room 201) in 1905 with bathroom accessories such as the towel rods. Unfortunately, no similar written record has survived for the third-story bathroom.

The bathroom accessories were recorded by the 1931 residence appraisal as "8 Glass and nickel toilet accessories." This corresponds to the number of accessories that are in the room today. These are described in detail below.

#### **Towel Rods**

Two towel rods are next to the lavatory, one being mounted on the east wall, the other on the west wall. The west towel rod has nickel-plated supports and a glass bar. The supports are engraved with the letters "S-M-Co." The east towel rod has supports and a towel bar that are both nickel-plated. The supports are engraved with "Sternan & Co. Brooklyn N.Y."

#### **Glass Shelf**

A glass shelf is mounted above the lavatory at the north wall. It has nickel-plated supports that are engraved with the notation "S-M-Co."

#### **Drinking-Glass Holders**

Two nickel-plated holders for drinking glasses are mounted to the north wall, on either side of the lavatory. Each is engraved with the words "The J.L. Mott Iron Works N.Y."

#### **Ceramic Soap-Dish Holder**

A nickel-plated holder for a ceramic soap dish is mounted to the north wall east of the lavatory. It is engraved with the notation "S-M-Co."

#### **Toilet-Paper Holder**

A nickel-plated toilet-paper holder is mounted west of the toilet, on the west end of the south wall. It has no identifying marks.

### Soiled-Towel Holder

A large metal basket for soiled towels is mounted to the north wall west of the lavatory. Three such baskets were supplied by plumber Charles F. McGuire in October 1909 and billed on February 28, 1910. These were itemized as "3 Plate 3545A Nickel plated hanging towel baskets for soiled towels, \$14.00 [each]." Two other metal baskets of similar design are in two second-story bathrooms: Rooms 211 and 212.

### Finishes

The bathroom is finished with white ceramic tiles, a material that resembles burlap, and paint.

The white ceramic tiles were installed in 1905 on the floor, lower walls, and in the shower enclosure. They are described in detail in the sections entitled "Floor" and "Walls."

A textured material that may be burlap is applied to the upper plaster walls above the wainscot, and to the ceiling. This may have been installed in 1905, as suggested by an estimate from painters Smith & Co. dated August 11, 1905, which states in part "walls to be covered with burlap..." It is not known, however, if the work was carried out as proposed, because a final bill from Smith & Co. has not been found.

The upper walls, ceiling, and woodwork are painted a cream-pink color. This paint is believed to have been applied in 1952, based on an agreement with John H. Petersen dated April 7, 1952, which states "[Third Story] Bathroom to be painted two coats." The only written record of the room's earlier painted finishes is the estimate from Smith & Co. dated August 11, 1905. This estimate proposed the following painting work in the third-story bathroom:

Woodwork in 3rd story bathroom to receive three coats of paint and two coats of enamel, and rubbed down to a first class finish,...ceiling and walls to receive three coats of paint, last coat to be stippled...."

As stated in the previous paragraph, it is not known if Smith & Co. were hired for the work.

Additional information on the bathroom's painted finishes was derived from the microscopic analysis of two paint samples: one from the east doorway architrave, the other from the upper south wall.<sup>480</sup> It was observed that the doorway architrave had been varnished originally, most likely when it was part of the master portion of the hall. The first paint on the architrave is a cream-color lead-based paint, which was most likely applied in 1905. The corresponding first paint on the burlap-like wall material is a cream-color primer followed by a green finish coat; both layers contain lead. Two layers of a cream-white paint were applied between 1905 and 1952 to both the architrave and the wall. The most recent cream-yellow paint, dated 1952, is lead-free.

---

<sup>480</sup> The samples were labeled EDIS 10 P095 and EDIS 10 P096, respectively.

### Lighting System

The bathroom has one electric light fixture mounted to the ceiling. The fixture has two lights, which are screened by an opaque white glass shade. The base is a silver-color metal with a raised relief design. The light is operated by a toggle switch on the west side of the south wall. The light and its switch were both rewired in 1968.

No documentation has been found on the original installation of the existing light fixture and its switch. A likely date is 1905, when the bathroom was created. It may have been this fixture that was described as "1 2 light ceiling light" by the 1921 and 1924 residence appraisals. These two appraisals list all the light fixtures in the third story, but do not specify their locations. The 1931 residence appraisal was more specific, recording "1 Ceiling globe, nickel plate frame" and "1 Switch."

### Electrical Outlets

The bathroom has no electrical outlets.

### Annunciator System

The Bathroom was served by the Edisons' annunciator system. It has one call button, mounted to the west side of the south wall above the light switch. The button is finished with a material that resembles mother-of-pearl; it is housed within a square brass backplate.

The button rang to the main annunciator board in the Kitchen (Room 107), which has a station labeled "Third Bath." No documentary references have been found on the bathroom's call button. It was most likely installed in 1905, when the bathroom was created.

### Plumbing System

The bathroom's plumbing fixtures include a lavatory, a toilet, and a shower. All three are the original fixtures installed in 1905. The earliest reference to the plumbing fixtures is found in the preliminary specifications and drawings by E.H. Harrison & Bro. dated February 23, 1905.<sup>481</sup> Their actual installation is documented by the estimate and bill from plumbers Milne & Platt dated July 11, 1905, and October 9, 1905, respectively. Descriptions are also found in the residence appraisals of 1921, 1924, and 1931.

The plumbing fixtures were still in use in 1963, at which time new copper plumbing was installed and connected directly to the public water supply. Before 1963, the water supply was the water storage tank in the attic.

The plumbing fixtures are inoperative today because the water supply is turned off. It is not known when this was done.

---

<sup>481</sup> The floor plan shows the toilet in its present location at the south wall, the lavatory at the east end of the north wall, and a bathtub at the west end of the north wall. The bathtub, however, was never installed.

### Lavatory

The lavatory is on the west side of the north wall. It is a large oval-shaped model with a white porcelain finish. The lavatory is mounted to the wall, and is supported in front by two legs, also with a white porcelain finish. No manufacturer's information was found, except for the number "534" cast on the underside of the bowl.

Water flowed into the basin through one center faucet, and is controlled by two faucet handles. Each handle has six metal arms and a china index labeled either "HOT" or "COLD." The drain waste is controlled by a china-handled mechanism at the back of the faucet.

Plumbers Milne & Platt described the new lavatory in their estimate dated July 11, 1905, as follows:

One Windsor Imperial Porcelain Lavatory with Imperial Porcelain Legs,  
N.P. [nickel plated] #2 Primus Combination supply and waste and N.P.  
[nickel plated] brass trap to wall.

This is presumably the lavatory that was actually installed, based on the appearance of the existing fixture.

The lavatory was recorded after 1905 by the residence appraisals of 1921, 1924, and 1931. The 1921 and 1924 appraisals were both general, listing "1 Porcelain pedestal lavatory" in the third story. The 1931 appraisal was more specific, describing "1 Porcelain pedestal lavatory, 32" x 26", 2 pedestals, 2 index valves, combination supply and waste."

### Toilet

A raised-tank toilet is on the east half of the south wall. The base has a porcelain finish, a painted wood seat, and writing inside the bowl that reads as follows:

VITRO ADAMANT - The J.L. Mott Iron Works N.Y. Pat. Dec 7-1880  
Aug 9-1892 Dec 12-1893 Jan 1-1895 May 21-1895 Nov 21-1893 Dec  
29-1896 Sept 24-1889 May 18-1897

The raised tank is wood lined with copper. It was supplied with water through a pipe that descends from the ceiling. The pull-chain mechanism is missing.

The toilet is documented by the estimate from plumbers Milne & Platt dated July 11, 1905, which specified the following:

One Silentis closet [toilet], white enamelled cistern, N.P. [nickel plated]  
flush and supply pipe, Hygeia seat and cover, Cellu-Enamel finish.

The toilet was also later recorded by the residence appraisals of 1921, 1924, and 1931. The 1921 and 1924 appraisals both listed "1 Porcelain water closet hopper, high tank." The 1931 appraisal was more detailed, describing "1 Vitreous china water closet, high wood tank, celluloid

seat and cover." The wood tank was relined by the National Park Service in 1964 under contract with "Litzebauer."

### **Shower**

A shower is in the northeast corner of the bathroom. It is enclosed on the east, north, and west sides; the south side is open, and equipped with a nickel-plated bar for a shower curtain. The floor and walls of the shower enclosure are finished with white ceramic tiles installed in 1905. The shower head and controls are mounted to the west wall, and a drain is in the floor. A lip in the floor at the south entrance prevented water from overflowing into the room.

The shower head is a large "sunflower" shape. Water to the shower head was controlled by a six-armed handle labeled "SHOWER" on a center china index. A lever below the shower handle may have controlled the flow and temperature of the water. Located below this lever is a second six-armed handle labeled "SHAMPOO" on its china index. The name of the manufacturer, "The J.L. Mott Iron Works, N.Y.," is engraved on the supply pipe between the lever and the shower handle. Also engraved on the pipe is the information "Patented Oct. 4th 1904."

Plumbers Milne & Platt specified the following shower equipment in their estimate dated July 11, 1905:

One N.P. Tubular Shower with Imperial Porcelain Class A Receptor, 39 in. square, one N.P. [nickel plated] brass curtain rod and white duck curtain 7 ft. long and 4 1/2 ft. wide.

The residence appraisals of 1921 and 1924 described the shower as having "1 Shower head, rod and curtain." Even more detailed was the 1931 residence appraisal, which recorded "1 Nickel plated shower head with valves, exposed piping, porcelain receptor and drain, rod and curtain."

### **Heating System**

Heating equipment in the bathroom dates from two periods: 1905 and 1968. There was no heating equipment in the hall before the bathroom was created in 1905.

Heat was originally supplied to the bathroom through a large metal grille of neoclassical design, on the west side of the lower south wall. This may be the "Nickel Gas Grate" that was supplied by tile contractors E.H. Harrison & Bro., according to their estimate and bill dated July 13 and September 20, 1905. It was recorded by the 1931 residence appraisal as "1 Wall register, Bathroom." No details are known about the operation of this unit. It is obsolete today.

The room is heated today by warm air emitted through a modern wall register on the east side of the lower south wall. The register was installed by the National Park Service in 1968.

### **Fire-Protection System**

The bathroom has no fire-protection equipment.

## Blue Room (Room 304)

### General Information

The Blue Room, on the east side of the house, is the original billiard room. It is a large room that measures 14 feet by 23 feet, according to the 1931 residence appraisal. There is a small alcove in the center of the south wall, and two closets of equal size in the southeast and northeast corners of the room.

The room was used as a billiard room until 1905, as a bedroom after 1905, and as a storeroom by 1947. No information has been found on who occupied this room when it was a bedroom. It may have been reserved exclusively for guests, based on invoices and appraisals dated 1905, 1921, 1924, and 1930 that labeled it the "guest room."

The room was designed and furnished originally for the Pedder family as a billiard room. The bill from Pottier & Stymus dated May 7, 1882, indicates that the "Billiard Room" walls were painted, the ceiling was decorated, and the room was furnished with a billiard table and other billiard accoutrements, including a wash basin and mirror. A complete accounting of the billiard room furnishings was later recorded by the inventory of 1886.

The historical records suggest that both Thomas and Mina Edison enjoyed the game of billiards. They retained the third-story billiard room during their early years in the house, based on a description of that story in 1892 that included a glimpse of the "billiard room." The billiard table appears to have been relocated for a short while to the first-story Den (Room 114), based on a newspaper article dated 1894:

Opening from the dining room at the back is the billiard room, billiards being a game which both Mr. and Mrs. Edison like very much and play very well.<sup>482</sup>

A later bill from Braun and Chamberlin dated October 25, 1900, indicates that the billiard table was moved again—perhaps from the Den to its original room in the third story. This bill charged the Edisons for "2 Days labor taking billiard table apart & putting up."

Extensive work to convert the billiard room to a bedroom was carried out in 1905, under the direction of E.W. Peckham. Peckham's estimate and specification, dated April 10, 1905, listed the room as the "Guest Room:- East." The proposed work included painting the ceiling and cornice, painting the woodwork white, preparing the walls and hanging lining paper and wallpaper, taking out the overmantel and repairing the cornice in this location, and cleaning the floor, for a total cost of \$132.00.

---

<sup>482</sup> "Superb Country Homes." An earlier description of the Den published by the Dicksons in 1892 makes no mention of the billiard table, suggesting that it was moved here at some later date. Edison NHS Archives.



Additional work billed on June 12, 1905, was described as "clearing out Billiard room, moving furniture etc. April 17th, \$2.20."<sup>483</sup> Peckham referred to the room as the "Blue-room, 3rd Floor East" during the next phase of the work, which was estimated and specified on May 1, 1905. This work included making "blue foliage linen taffeta" curtains, furnishing a carpet and rug, furnishing a new chandelier, and "leveling the hearth and three inch oak border." All of the work appears to have been accomplished, based on later invoices submitted by Peckham.

Few records exist for this room for the years after 1905. Repairs to the wallpaper were carried out by painters Smith & Blatherwick in 1910, and by Proctor & Company in 1913.<sup>484</sup> The existing green-painted woodwork and wallpaper may have been installed as part of unspecified improvements that were made to the room sometime between 1921 and 1924.

A detailed accounting of the room's furnishings is found in appraisals made in 1921, 1924, 1930, 1937, and 1947. The architectural features of the room were also recorded by a residence appraisal dated 1931. These appraisals called the room by different names, including "Guest's Room #1" in 1921, "Guest Room #1 in 1924 and 1930, the "Blue Room" in 1931, "Spare Room #2" in 1937, and the "Store Room" in 1947. The room was still used for storage in 1960, based on a photograph of that date (fig. 179).

### Floor

The floorboards in Room 304 are believed to be original, dating to the construction of the room in 1880-81. They are narrow, and are laid in an east-west direction with a border of oak parquetry. The floor was recorded by the 1931 residence appraisal as "336 Sq. ft. 7/8" x 2" pine floor with 24" oak parquet border in Blue Room."

The floorboards in the room's two closets are covered by sheet linoleum. The linoleum is probably not original, although no record of its installation is known. For more information, see the subsequent section "Closets."

### Walls

The configuration of the room's walls is believed to be unchanged from its original construction in 1880-81. The shape of the room is rectangular, except for the small alcove in the center of the south wall, which contains the doorway to the Sun Room (Room 302).

The walls are finished with plaster that is presumably original. They are trimmed at the floor by a wood baseboard and at the ceiling by a wood picture molding and plaster cornice.

---

<sup>483</sup> The house had no designated billiard room after 1905. The billiard table is shown, however, in a photograph of the Conservatory (Room 101) taken in 1918.

<sup>484</sup> The bill from Smith & Blatherwick, dated May 2, 1910, refers to the room as the "Blue Room"; the bill from Proctor & Company, dated May 13, 1913, calls it the "Middle Room." Edison NHS Archives.

The 1931 residence appraisal recorded the baseboard in the room as "98 Lineal ft. baseboard," and in the closets as "46 Lineal ft. baseboard." The picture molding was listed as "114 Lineal ft. picture moulding."

### Ceiling

The ceiling is flat and plastered, with a decorative plaster medallion in the center from which hangs a chandelier. The ceiling is believed to date to 1880-81, except for the plaster medallion, which may be a later addition. A later date for the plaster medallion is based on the fact that no chandelier existed in this room in 1886, according to an inventory taken in that year. The medallion may have been added by the Edisons in 1887 (or sometime thereafter) for an electric chandelier; the existing electric chandelier was installed in 1905. For more information on the chandelier, see the section entitled "Lighting."

### Doorways

The room has four doorways, all dating to 1880-81. One doorway is in the west wall, two are in the south wall, and one is in the north wall. All four doorways have molded architraves with bull's-eye corner blocks.

#### **Hall Doorway**

The doorway to the master hall is centered in the west wall. It is the widest doorway in the room, with a seven-panel wood door. The door was described in the 1931 residence appraisal as "1 Door, 3'6" x 7'0" x 1-3/4", 7 panels."

#### **Sun Room Doorway**

The doorway to the Sun Room (Room 302) is in the south wall of the small alcove at the south wall. This doorway would have enabled billiard players to step out for a "breath of fresh air" before the open porch was permanently enclosed with windows circa 1905. The doorway has a pair of wood French doors, each of which is glazed with three panes of clear glass. These doors are identical in style to the doors in the west wall of the Sun Room.

The earliest document that mentions the doors is dated May 1, 1905. This is an estimate from E.W. Peckham for making a pair of "net curtains" for a "glass door [sic: doors]."<sup>485</sup> The doors were later listed in the 1931 residence appraisal as "1 Pair of French doors, 3'0" x 6'9" x 1-3/4", 6 lights."

#### **Closet Doorways**

Two identical doorways lead to the closets at the east corners of the room. One doorway is at the east end of south wall; the other is at the east end of the north wall. Each has a five-panel wood door hinged on the west side to swing open into the room.

---

<sup>485</sup> Edison NHS Archives.

The two doors were recorded by the 1931 residence appraisal as "2 Doors, 2'6" x 7'0" x 1-3/4", 5 panels."

### **Window**

The room's only window (W-301) is a triple window centered in the east wall. It is original (dating to 1880-81), based on an early exterior sketch and early photographs. The window has a molded architrave with bull's-eye corner blocks, two mullions, and three pairs of one-over-one sashes. The upper sashes are later, having replaced smaller sashes and stained-glass transoms sometime between 1914 and 1916.<sup>486</sup>

The 1931 residence appraisal recorded the window as "1 Double mullion window, 3 double hung sash, 2'8" x 5'10" x 1-5/8", 2 lights."

### **Fireplace**

A fireplace is at the north wall, just west of center. It is an original feature with a wood mantel, a top shelf, a ceramic-tile hearth, and a ceramic-tile border around the firebox opening.

The hearth is raised approximately 1 inch above the surrounding floor and is bordered on three sides by beveled wood trim. The hearth tiles are a stylized floral pattern in colors of burnt orange, yellow, brown, and white. One loose tile was lifted from the corner and found to have imprinted on the underside "[?]MPBELL TILE Co" The facing tiles are a geometric/octagonal design in colors of burnt orange, black, cream, and yellow. The fireplace opening is permanently closed with plaster.

While much of the fireplace dates to the 1880-81 period, several changes have been made over the years. Most were carried out in 1905 under the direction of E.W. Peckham. Peckham's estimate and specifications dated April 10, 1905, state "take out over mantel, repair the wall...and re-run the cornice over mantel." His later estimate and specifications dated May 1, 1905, also proposed "leveling hearth and three inch oak border." The work appears to have been done as specified, based on the existing condition of the fireplace today, and the fact that Peckham submitted bills for the work. No mention is made in 1905 of enclosing the fireplace opening with plaster; it was therefore most likely done at some later date.

The 1931 residence appraisal recorded the fireplace as follows:

1 Mantel, 6'0" wide, 16" shelf and fascia, 16" side trim, metal fireplace, tile facing and hearth, brass facing and frame.

---

<sup>486</sup> This change is documented by exterior photographs of the house dated 1914 (fig. 21) and 1916. No written documentation of this alteration is known. Edison NHS Archives.

### Closets

Two closets are symmetrically located at the east ends of the north and south walls of the Blue Room. Both closets are original features of the room, dating to 1880-81. As stated previously, the floorboards in both closets are covered with a sheet linoleum of unknown date. The linoleum pattern is the same in both closets, being a geometric and floral design in colors of brown, yellow, red, and cream. This linoleum may have been material left over from another flooring job in the house, such as in one of the first-story service rooms. No similar linoleum, however, exists in the house today. It is not mentioned in the 1931 residence appraisal.

#### **North Closet**

Significant features of the north closet are a three-drawer wood cabinet at the west wall, open wood shelves at the east and west walls, and eight brass clothes hooks at the north, east, and south walls. Six clothes hooks are missing, based on shadow marks and screw holes on the wood board to which the hooks are attached. A vertical heat duct dating to 1968 is at the east end of the south wall. There is no light fixture in the closet.

The closet's white-painted and varnished woodwork finishes are particularly noteworthy, because they are unchanged from their appearance in 1905.

#### **South Closet**

The most significant feature of the south closet interior is an original lavatory (or wash basin) at the west wall; it is described in detail in the section entitled "Plumbing." A gooseneck-style electric light fixture is mounted above the lavatory; it is discussed in the section on "Lighting." A long clothes pole runs east-west the entire length of the closet. The pole is most likely a later addition, which may have been installed in 1905 when the room was converted from a billiard room to a bedroom. A vertical heat duct dating to 1968 is at the east end of the north wall.

### Finishes

The room and its closets are finished with varnish, paint, and wallpaper. Varnish covers the wood floorboards in the room and the interior side of the north-closet door. Green paint finishes the woodwork in the room, including the baseboard, the doorway and window architraves, the doors, and the window sashes. Green paint is also found in the closets on the plaster walls and ceilings, and on the woodwork in the south closet only. The woodwork in the north closet (excluding the varnished door) is painted white. The plaster cornice and ceiling in the room are painted a cream-white color.

Two layers of wallpaper cover the plaster walls in the room. The bottom layer appears to be a lining paper, because it has no color or applied pattern. The top layer has a machine-printed design of stripes and square shapes. Both wallpaper layers are made of mechanical-wood paper, which has become brown and brittle with age. The top layer is faded and stained. Both layers were hung at the same time that the woodwork was painted green, based on the presence of green paint overpainted onto one edge of the lining paper. The green paint and wallpaper are both believed to

date to 1921-24, as explained later in this section. The white paint and varnish in the north closet date to 1905.

The original finish of the room when it was a billiard room is documented by a bill from Pottier & Stymus dated May 7, 1882. This bill notes, "Decorating ceiling and painting walls of Billiard Room." Paint analysis has determined that the walls were painted a mustard-yellow color at this time. No other information is available on the ceiling decoration; it may yet survive beneath the later existing layer(s) of cream-white paint.

The room was completely refinished in 1905, when it was converted from a billiard room to a bedroom. The estimate and specification from E.W. Peckham dated April 10, 1905, described the following work:

- Paint ceiling and cornice one coat of oil and tint with kalsomine. \$20-
- Clean wood work and paint white. Four coats of oil, egg shell finish. 60-
- Clean and prepare side walls. 6-
- Hang with clean lining paper and then with paper as selected. 18-
- Floor to be clean, no bleaching or scraping. \$12-

This work was apparently carried out as specified, based on bills submitted by Peckham and physical remnants of the white-color paint. A later estimate and specification from E.W. Peckham dated May 1, 1905, also noted "Doors in Blue-room [Room 304], 3rd Floor: Staining and rubbing, \$9.00."

The 1905 woodwork finishes, including white-painted woodwork and a stained door, are preserved today in the north closet. White lead-based paint was also found to be the first paint finish on the baseboard on the west side of the room, based on a microscopic analysis of the paint.<sup>487</sup> No information is available on the pattern of the wallpaper hung at this time, or on the appearance of the ceiling. Remnants of the wallpaper may survive beneath the existing later wallpaper. The ceiling may have been decoratively painted in 1905, based on the estimate and specifications from E.W. Peckham that proposed to "tint with kalsomine." Further investigation of the ceiling is required to determine its appearance in 1905.

Repairs were made to the wallpaper in 1910 and again in 1913. The work in 1910 is documented by a bill from painters Smith & Blatherwick dated May 2, 1910, which included "repairing Paper in Blue Room." Another bill submitted by Proctor & Company on May 31, 1913, also noted "repairing wall-paper" in what was then referred to as the "Middle Room."

The last documented refinishing of the room took place sometime between 1921 and 1924, based on the residence appraisals for those years. The latter appraisal notes that "Additional

---

<sup>487</sup> Paint sample EDIS 10 P097. Poor adhesion between the white paint layer and the later green paint indicates that the white paint was exposed for a period of time, and so was not a primer coat.

Improvement to Painting, Trimming and Decorating” had been carried out in several rooms, including “Guest room #1.” It appears that new wallpaper was installed in the room at that time, the woodwork was painted green, and the cornice and ceiling were painted cream-white.<sup>488</sup> As explained previously, the wallpaper and green paint are thought to be contemporary because green paint was observed on the edge of the existing lining wallpaper. These finishes survive in the room today in worn and faded condition.

### Lighting System

There are three electric light fixtures in the room and south closet. One is a chandelier installed in 1905; the other two are gooseneck-style wall fixtures of unknown date. All three fixtures were rewired in 1968.

#### **Chandelier (1905)**

A four-light chandelier hangs from the plaster ceiling medallion in the center of the room. It is made of a brass-color metal with a pipe support, a center pendant, and four extended arms at the ends of which hang the four lights. A photograph of the room taken in 1960 shows the lights screened by glass shades; the shades are missing today. The chandelier lights are operated by a switch on the west wall south of the doorway to the hall.

The chandelier was supplied by E.W. Peckham in 1905. Peckham’s estimate and specification, dated May 1, 1905, described the fixture as:

One four arm Chandelier for electric lights furnished not put up, similar but more compact than sketch shown and approved[,] for Blue Room. \$30.00....  
The detail and selection...to be left to Mr. Peckham.

Peckham subsequently billed the Edisons on June 1, 1905 for a “Chandelier for Blue room \$30.00.”

The 1931 residence appraisal recorded the chandelier as “1 Brass rod hung ceiling fixture, 4 lights.”

#### **Wall Light Fixture (circa 1887-1921)**

A gooseneck-style electric light fixture is mounted to the south side of the upper west wall. It is operated by a swivel switch at the fixture.

It is not known when this fixture was installed in the room. The earliest possible date is 1887, when the house was first electrified. It probably existed by 1921, when eight “1 1-lt. gooseneck bracket[s]” were recorded by the residence appraisal as being in the third story. It was definitely in the room by 1931, based on a description of it in the residence appraisal for that year as “1 Brass wall bracket, 1 light.”

---

<sup>488</sup> Paint sample EDIS 10 P097. The paint analysis found that the woodwork has been painted green once, with a light-green primer coat and a darker-green finish coat.

**South Closet Light (circa 1887-1921)**

A gooseneck-style electric light fixture is mounted to the west wall of the south closet, above the lavatory. It is operated by a swivel switch at the fixture. For the same reasons cited in the previous section, the closet light has been dated circa 1887-1921. It was listed in the 1931 residence appraisal as one of two "Brass wall brackets, 1 light" that were in the "Two Closets."

**Missing North Closet Light**

The north closet has no electric light fixture. It appears, however, that one was here in 1931, when the two closets were recorded by the residence appraisal for that year as having "2 Brass wall brackets, 1 light." The north closet light appears to have been missing by 1968, because it is not shown in a rewiring plan for the third story. Its likely location was at the west wall, where open shelves exist today. No physical evidence of the light fixture is visible today.

**Missing Early Chandelier (circa 1887-1891)**

The existing chandelier may have replaced an earlier chandelier when it was installed in 1905. This is suggested by the presence of a decorative ceiling medallion from which the chandelier hangs. This medallion was not mentioned in the detailed estimate and specifications submitted by E.W. Peckham in 1905, perhaps because it already existed in the room by that time. It is unlikely that the medallion is an original feature of the room because no gas chandelier existed here in 1886, according to the inventory made in that year. An unspecified number of "electroliers," however, had been installed on the third story by the time of the 1891 inventory. One of these may have been in the billiard room.

**Electrical Outlets**

The room has three duplex receptacle outlets. One is paired with the light switch at the west wall; the second is in the north baseboard; and the third is in the east wall above the baseboard.

The outlets were rewired in 1968, at which time the north outlet was described as existing, and the east outlet was specified to be grounded for an air-conditioning unit. The combination light switch/electrical outlet may have been installed in 1968.

**Annunciator System**

The Blue Room was served by the Edisons' annunciator system. It has one call button, on the west wall south of the hall doorway. The button is finished with a material that resembles mother-of-pearl, and it is housed in a square brass back plate. The button rang to the main annunciator board in the Kitchen (Room 107), which has a station labeled "Third Den."

The earliest mention of annunciator equipment in the billiard room is found in a letter from electricians Edwards & Co. to Charles Batchelor dated September 14, 1889. The button may have been installed at that time.

### Plumbing System

An original lavatory occupies the west end of the south closet. It is similar in style to two other lavatories in the third story: one in Mr. Charles' Room (Room 300), the other in the Sewing Room (Room 305).

The lavatory has a two-door paneled wood cabinet, a marble counter, marble back and side splash guards, a porcelain basin, and a wood-framed mirror. The floor inside the cabinet is lined with lead. The bowl is decoratively painted with a pastoral scene of a pond, sailboats, a castle, a small cottage, and mountains. It is imprinted on the underside with the following information:

Manufactured for the J.L. Mott Iron Works Exclusively - (John Dimmock & Co. Hanley Staffordshire Potteries) - New York.

Water was supplied to the basin by two faucets engraved with "The Peck Co. - Pat. Dec. 15, 1903"; the faucets may therefore be later replacements. Two exposed pipes at the north wall are the former water supply from the attic storage tank.

The lavatory is documented by a bill from Pottier & Stymus dated May 7, 1882, that lists "1 Wash Basin Mirror Billiard Room." The porcelain basin may be a replacement installed by the Edisons in 1896. A bill from plumber F.W. Miller, dated November 1896, itemizes "3 Imported Basins" and "3 Silver plated basin strainers & plugs," for a total cost of \$9.00.

The lavatory was recorded by the residence appraisals of 1921 and 1924 as one of "3 Marble lavatories and splash backs" in the third story. The 1931 residence appraisal was more detailed, describing "1 Recess marble lavatory, 36" x 20", 10" marble back and sides, 2 faucets, plug waste pine cabinet base."

### Heating System

An original wall register dating to 1880-81 is in the north wall, at the west end of the room. Steam-heated air was emitted through this register until 1968. An evaluation of the heating system in 1921 determined that the room required 80 units of heat but was in fact supplied with 120 units, making the room overheated. No remedial action, however, appears to have been taken. The register was still in use in 1931, when it was recorded by the residence appraisal for that year as "1 Wall register, Blue Room."

The original wall register was made obsolete in 1968, when modern heating equipment was installed in the room. This equipment, which is in use today, includes two floor registers and a thermostat. Both registers are at the east end of the room, one at the north wall and one at the south wall. The supply ducts for the registers are concealed in the adjacent closets. The thermostat is mounted to the west wall north of the hall doorway.

### Fire-Protection System

A Pyrotronics smoke detector, installed in 1978, is mounted to the ceiling.





Figure 179. Blue Room (Room 304), looking east, 1960.

## Sewing Room (Room 305)

### General Information

The Sewing Room is off the master hall, in the northeast corner of the third story. It is a room of moderate size, measuring 16 feet by 18 feet, according to the 1931 residence appraisal. There is a small closet in the northeast corner.

The earliest record of the room is in the bill from Pottier & Stymus dated May 7, 1882, for "Decorating Ceiling of Room over Library 3d Floor" and supplying "1 Mirror over Washstand." The room appears to have been used by the original owners of the house, the Pedder family, as a combination sewing room and schoolroom.<sup>489</sup> This is based on the inventory of 1886 that labeled the room as the "Sewing Room," and listed an upright piano, two children's desks, and a clothes press.

The room continued to function as a Sewing Room after the Edisons purchased the house in 1886. By 1891, the following equipment had been added to the room, according to an inventory made in that year: "1 [Sewing] Machine, 1 Gas Stove, 1 Sewing Table, 1 Form."

Extensive changes were made to the Sewing Room in 1905 under the direction of E.W. Peckham. This work is documented by estimates and specifications dated April 10, 1905 and May 1, 1905, and by subsequent bills submitted through June 1905. These indicate that the room was enlarged by adding a dormer window at the east wall. A small closet was created in the northeast corner, next to the dormer. Additional storage space was provided by two large, custom-built wardrobes. The wardrobes were varnished, as was the woodwork in the room; the walls and ceiling were painted. A new chandelier was also supplied by Peckham. The total cost of the work was \$296.00.

The room continued to be labeled as the "Sewing Room" in the furnishings appraisals of 1921, 1924, and 1930, and the residence appraisal of 1931. The furnishings appraisals recorded not only a sewing machine and three sewing tables in the room, but also a "three foot enamel iron and brass bed." This suggests that the room may have also served as the bedroom of the laundress/seamstress.

The room also appears to have been used as an office by 1930. Two typewriters are listed in the furnishings appraisal for that year, along with the sewing equipment and the bed. It was not until the furnishings appraisals of 1937 and 1947, however, that the room's name was changed to the "Secretary's Office."

The room was last repaired and repainted in 1952 by Thomas A. Edison, Inc. It is used today as the office of the Glenmont curator.<sup>490</sup>

---

<sup>489</sup> Mr. and Mrs. Pedder had no children of their own, but they are said to have "practically adopted" the three children of Mrs. Pedder's widowed sister. [Ref., "Mr. Pedder's Luxurious Habits."]

<sup>490</sup> Agreement with John H. Petersen dated Apr. 7, 1952; Petersen's bill is dated Apr. 29, 1952. Edison NHS Archives.

### Floor

The floor is composed of plain wood floorboards, 1 7/8 inches wide, that are oriented in a north-south direction. No documentation exists for the floorboards, except for a bill from E.W. Peckham dated June 12, 1905, for "cleaning & varnishing floor." No mention is made in the 1905 records of installing new floorboards, although it is certain that this must have been done in the vicinity of the new east-wall dormer. It is also possible that a completely new floor was laid at this time, since there is no clear demarcation between the floorboards in the dormer and the floorboards elsewhere in the room.

### Walls

The walls date from two periods of construction: 1880-81 and 1905. The north, west, and south walls, and the upper sloped portion of the east wall, are original. The lower portion of the east wall was reconfigured in 1905, when the existing dormer and northeast closet were installed.

The dormer and closet walls are documented by the estimate and specifications from E.W. Peckham dated April 10, 1905, as follows: "SEWING ROOM:- Cut double dormer window in roof...panel doors to cup-boards on each side." Obviously, a closet was planned for each side of the dormer. Both closets were apparently built, but the closet on the south side was almost immediately removed, as described in an estimate and specifications dated May 1, 1905:

Taking down partition wall at right of dormer window, repairing walls, in part off set by estimate for two doors in contract of April 10th. \$20.00.

All of the walls are finished with plaster, and are trimmed at the floor by wood baseboards and at the ceiling by a wood picture molding. The baseboard installed in the east dormer area in 1905 is an exact match of the original baseboard in the room. The date of the picture molding is less certain; it may date to the 1905 remodeling of the room. The 1931 residence appraisal described the baseboards as "73 Lineal ft. 10" baseboard" and the picture molding as "78 Lineal ft. 2" picture moulding."

### Ceiling

The ceiling, like the walls, was constructed in two phases: 1880-81 and 1905. The original ceiling is in the main part of the room, and the later ceiling is in the later east dormer. The entire ceiling is flat and plastered.

### Doorways

The room has two doorways: one dates to the original construction of the room in 1880-81, while the other was added in 1905.

**Hall Doorway (1880-81)**

The original doorway to the master hall is at the west end of the south wall. It has a molded architrave with a bull's-eye corner block on the east side only. The door has five panels and is hinged on its west side to swing into the room.

The 1931 residence appraisal described the door as "1 Door, 2'8" x 7'2" x 1-3/4", 5 panels."

**Closet Doorway (1905)**

The northeast corner closet has a small doorway in its south wall. This doorway has a molded architrave, two bull's-eye corner blocks, and a four-panel wood door. The closet and its doorway were both installed in 1905. The work was described by E.W. Peckham in his estimate and specifications dated April 10, 1905, as follows: "[install] panel doors to cup-boards on each side [of dormer]." (As explained previously, the proposed southeast closet was not built.)

The door was recorded by the 1931 residence appraisal as "1 Door, 2'6" x 6'0" x 1-3/4", 4 panels."

**Windows**

There are two windows in the Sewing Room: one in the north wall, the other in the east wall. The north window is an original feature of the room dating to 1880-81. The east window was installed in 1905.

**North Window (W-303)**

The north window is unchanged from its original appearance in 1880-81. It is a large window with a molded architrave, two bull's-eye corner blocks, two mullions, and three pairs of 16-over-1, double-hung window sashes. The 1931 residence appraisal described the window as "1 Double mullion window, 3 double hung sash, 2'6" x 5'0" x 1-5/8", 16/1 lights."

**East Window (W-302)**

The east dormer window was installed by E.W. Peckham in 1905. It is documented by Peckham's estimate and specifications dated April 10, 1905, which state: "Cut double dormer window in roof, east side to centre [sic] above the single window, second floor below. Frame and sash [and etc.]...." The work was done as specified, based on a later undated bill from Peckham, exterior photographs taken after 1905, and the existing condition of the room today.

The window has a molded architrave, two bull's-eye corner blocks, a single center mullion, and two pairs of 16-over-1, double-hung sashes. The 1931 residence appraisal recorded the window as "1 Single mullion window, 2 double hung sash, 2'6" x 5'0" x 1-5/8", 16/1 lights."

### Chimney Breast

A projecting chimney breast with plaster finish is centered at the south wall. There is no firebox or flue opening in the chimney breast today, nor any physical evidence of a former opening. It is likely, however, that a flue opening was added sometime between 1886 and 1891 for a "gas stove." This stove, which is documented by the inventory of 1891, is discussed in more detail in the section on "Heating." The flue opening was probably plastered over when the stove was removed.

### Closet

The small closet in the northeast corner of the room was constructed by E.W. Peckham in 1905, at the same time as the east dormer. It is a small closet, with a four-panel door in its south wall. The interior has a steeply sloped east wall that conforms to the slope of the roof, a baseboard, an electric light on the west wall, and a board for clothes hooks on the west wall. Painted outlines on the board indicate that five clothes hooks had been located here; there are no hooks in the closet today.

### Wardrobes

Two large varnished wardrobes are in the room, one at the west wall, the other at the east wall shared with the northeast closet. Both were built in the room in 1905, under the direction of E.W. Peckham. The west wardrobe, which is the larger of the two, is described in Peckham's estimate and specifications dated April 10, 1905, as follows:

Make and finish one large ward robe for clothes approximately twelve feet long, six feet high and two feet deep. Four double panel doors and a pole inside. Base and cornice for finish. Varnished outside. 60—

The east wardrobe was mentioned in Peckham's later estimate and specifications dated May 1, 1905:

Wardrobe approximately five feet long, two feet six inches deep, six feet three inches high, three slides or drawers, one with partition in centre, two doors and pole for clothes inside, base and cornice for finish, varnish outside. \$55.00

The two wardrobes were actually constructed, based on their existing appearance today. Their dimensions, however, were slightly different, as recorded by the 1931 residence appraisal:

1 Pine closet, 8'6" x 2'6" x 7'0", 2 pair of paneled doors

1 Pine closet, 4'3" x 2'6" x 7'0", 1 pair of paneled doors

### Finishes

The room is finished with varnish and paint. Varnish covers the floorboards, the two large wardrobes at the east and west walls, and the baseboards behind the large cabinets. Paint of a

cream-yellow color finishes the plaster walls and ceiling, baseboard, doorway and window architraves, doors, window sashes, picture molding, and interior surfaces (except the floor) of the northeast closet. The last recorded painting of the room was in 1952.

The earliest appearance of the room is documented by the bill from Pottier & Stymus dated May 7, 1882, which notes "Decorating Ceiling of Room Over Library, 3d Floor." No mention is made of the wall treatment, although it is likely that the walls were painted. The microscopic analysis of a paint chip from the north wall of the Sewing Room indicates that it was originally finished with a lead-based paint blue-beige in color.<sup>491</sup> No details are available on the ceiling design, which was painted over in 1905.

E.W. Peckham was contracted in 1905 to remodel and refinish the Sewing Room. His estimate and specifications, dated April 10, 1905, describe the following work:

Ceiling and walls painted three coats oil.  
Wood work one coat varnish.

The walls were finished with a green lead-based paint and the woodwork was varnished in 1905, according to the results of the paint analysis.<sup>492</sup> No paint samples were examined from the ceiling.

An undocumented painting of the room took place sometime after 1905 and before 1952. This is based on the paint analysis, which shows a cream-color paint applied to both the green-painted walls and to the varnished woodwork. This work may have been done around 1930, when the Sewing Room began to be used as an office.

The room was last painted in 1952 by John H. Petersen. Petersen's agreement, dated April 7, 1952, states:

Third floor: Office to have the cracks plastered and tucht [sic] up. Ceiling and walls to be painted with two coats, flat finish. Woodwork two coats semi-gloss enamel. Closet included.

The job was billed on April 19, 1952. The existing condition of the room today indicates that the walls, ceiling, and woodwork were all painted a cream-yellow color at this time.

### Lighting System

The Sewing Room has three electric light fixtures. One is a chandelier, the second is a wall light, and the third is a closet light. All three fixtures were rewired in 1968.

---

<sup>491</sup> Paint sample EDIS 10 P102.

<sup>492</sup> The following paint samples were examined from the Sewing Room: EDIS 10 P100, from the east dormer wall; EDIS 10 P101, from the east wall next to the dormer; EDIS 10 P102, from the north wall; EDIS 10 P103, from the north window's architrave; and EDIS 10 P103, from the east window's architrave.

**Chandelier (1905)**

A three-light chandelier hangs from the ceiling in the center of the room. It is similar in style to the chandelier in the Blue Room (Room 304), but with three lights instead of four and extant glass shades. The light is operated by a push-button switch at the south wall east of the hall doorway.

E.W. Peckham supplied the chandeliers for both the Blue Room and the Sewing Room in 1905. The Sewing Room chandelier was described in Peckham's estimate and specifications dated May 1, 1905, as follows:

One three light chandelier, similar in design but smaller than the above [chandelier for the Blue Room, Room 304], furnished not put up for Sewing-room. \$20.00. The detail and selection...to be left to Mr. Peckham.

The bill for the "Chandelier Sewing room, \$20.-" is dated June 1, 1905.

The chandelier was generally described in the 1921 and 1924 residence appraisals as "1 3 light stiff pendant." The 1931 residence appraisal was more specific, listing "1 Brass rod hung ceiling fixture, 3 pendant lights" and "1 Switch."

**Wall Light Fixture (circa 1887-1921)**

The wall light fixture is on the north end of the west wall, above the lavatory. It is the same style as the light above the lavatory in Mr. Charles' Room (Room 300), being a brass-color pendant fixture with two gooseneck-style lights and glass shades. Each light is operated individually by a switch at the socket.

The date of this wall fixture is not known. It is not mentioned in E.W. Peckham's estimate and specifications dated 1905, which may mean that it already existed by that time, or that it was installed at a later date. The earliest possible date is 1887, when the house was first electrified. It appears to have existed by 1921, based on the residence appraisal for that year that recorded "2 2 light stiff pendants" in the third story. It was definitely in the room by 1931, according to the residence appraisal that listed "1 Brass wall bracket, 2 lights."

**Closet Light Fixture**

A simple porcelain-base light fixture is mounted to the interior west wall of the closet. It has a single exposed light that is operated by a pull cord at the socket.

The documentary records suggest that the closet light was installed sometime after 1931 and before 1968. This is based on the 1931 residence appraisal that does not mention a closet light, and a rewiring plan dated 1968 that describes the light as an "existing fixture."

### Electrical Outlets

The room has three electrical outlets. Two of these are duplex outlets in the baseboard. One is at the north end of the west baseboard, while the other is at the south end of the east baseboard. The third outlet is a single-receptacle outlet in the porcelain base of the closet light fixture. All three outlets were rewired in 1968.

No documentation is available on the installation of the baseboard outlets. The only record is a photograph of the room dated 1960 that shows the east baseboard outlet as existing. The closet outlet is contemporary with the closet light, which was installed sometime between 1931 and 1968.

### Annunciator System

#### **Call Button**

The Sewing Room was served by the Edisons' annunciator system. It has one call button, on the south wall east of the hall doorway. The button has a finish that resembles mother-of-pearl, and it is set in a square brass-color backplate. The button rang to the main annunciator board in the Kitchen, which has a station labeled "Third North." The earliest mention of such a button is in a letter from electricians Edwards & Co. to Charles Batchelor dated September 14, 1889.

#### **Signal Bell**

A small electric bell is mounted to the upper south wall, above the call button. Little is known about this bell, such as its date of installation and the location of its signal button.

### Telephone Equipment

An old telephone connection box is mounted to a black board on the south wall, east of the hall doorway. This is a metal box imprinted with the words "Western Electric - Made in U.S.A. GA16." Inside the box are two bundles of disconnected wires, each tagged with a white label. One bundle of wires is labeled "This cable goes to tier in attic"; the other is labeled "This cable goes to 2 FL Hall."<sup>493</sup> The telephone box may have been installed circa 1930, when the Sewing Room began to be used as an office.

Modern telephone equipment is situated below the old connection box, mounted to the south-wall baseboard. This includes a small connector unit and a telephone cord. The precise date of the equipment is not known.

### Plumbing System

An old-style lavatory is at the north end of the west wall, north of the large wardrobe built in 1905. It is similar in style to two other lavatories on the third story: the one in Mr. Charles' Room (Room 300), and the one in the Blue Room (Room 304).

---

<sup>493</sup> The notes are handwritten in pencil.



The Sewing Room lavatory has a marble-topped wood cabinet and a decorative bowl. The floor inside the cabinet is lined with lead. The top counter is made of marble, as are the back support and single bracketed shelf. Water was supplied to the bowl by two faucets made of a brass-color metal and engraved with "J. Zane & Co. Boston." The bowl itself is made of white porcelain and decorated with the "Blue Willow" pattern. The underside of the bowl is imprinted with the following information:

Manufactured for The J.L. Mott Iron Works Exclusively (John Dimmock  
& Co. Hanley Staffordshire Potteries) New York<sup>494</sup>

While this lavatory may be an original feature of the house, it is more likely a later addition to the Sewing Room.<sup>495</sup> This is based on a bill from Pottier & Stymus dated May 7, 1882, that notes supplying the room with "1 Mirror Over Washstand." A "washstand" is a piece of furniture that is customarily not connected to plumbing, and therefore does not describe the existing lavatory. The old washstand may have been replaced by the lavatory in 1905, based on an estimate from plumbers Milne & Platt dated July 11, 1905, for connecting "two extra basins in 3rd floor...with new hot and cold water system."<sup>496</sup> The work was done, based on a later bill dated October 9, 1905.

There is little doubt that the lavatory existed by 1921, when it was listed by the residence appraisal for that year as one of "3 Marble lavatories and splash backs" in the third story. A similar record exists for 1924. The 1931 residence appraisal recorded the individual elements of each room, including:

1 Marble lavatory, 30" x 22", marble back and shelf, 2 brass faucets, lift waste, oak cabinet base.

### Heating System

An old floor register is in the southeast corner of the room. This may be an original wall register that was moved to its present location when the east wall was reconfigured in 1905. The register was made obsolete in 1968, when a modern floor register and thermostat were installed. These heat the room today.

A gas stove appears to have heated the room for a short while. It was installed in the room by the Edisons sometime between 1886 and 1891, according to the 1891 inventory that lists "1 Gas Stove." It may have been removed during the remodeling of 1905, since no mention of it is found after that date.

---

<sup>494</sup> The bowl may be one of "3 Imported Basins" supplied by plumber F.W. Miller in 1896. The cost of the three basins was \$9.00, according to Miller's bill dated Nov. 1896. Two other basins with similar decorative designs exist today in Mr. Charles' Room (Room 300) and the Blue Room (Room 304). Edison NHS Archives.

<sup>495</sup> The lavatory may have been moved here from one of the second-story rooms. Room 204 had its early basin replaced in 1899-1900, and Room 200 had its basin replaced in 1905.

<sup>496</sup> The second basin is most likely the one in Mr. Charles' Room (Room 300).

An evaluation of the heating system in 1921 indicates that this room was inadequately heated. It was then noted that the heating of the Sewing Room was "Taken care of 2nd floor stack," and that 80 additional units of heat were needed. R.W. Kellow, Mr. Edison's secretary, also wrote the following about the Sewing Room to Mrs. Edison:

You have told me that you do not care to install any more radiation unless it be in the sewing room on the third floor. I looked this over with Mr. Dobbs and am having a steam heat man from the factory look over the location of piping that will be necessary, to see if piping could be put in without very much tearing up.<sup>497</sup>

No additional heating equipment, however, appears to have been installed in the room at this time.

The existing modern heating equipment was installed in 1968. This includes a floor register at the north wall and a thermostat at the south wall, east of the hall doorway. The ductwork for the register is concealed inside the northeast closet.

#### Fire-Protection System

A Pyrotronics ionization smoke detector is mounted to the ceiling. It was installed in the room in 1978.

---

<sup>497</sup> Letter from R.W. Kellow to Mrs. Edison, Jan. 25, 1921. Edison NHS Archives.



Figure 180. Sewing Room (Room 305), looking southeast, 1960.



6794

10-21-60

Figure 181. Sewing Room (Room 305), detail of marble-counter lavatory at the west wall, 1960.

## Bed Room #1 (Room 306)

### General Information

Bed Room #1 is one of five rooms formerly used by the household staff. It is a large room on the north side of the house, at the north end of the service hall (Room 311). The dimensions of the room were recorded by the 1931 residence appraisal as measuring 12 feet by 20 feet.

This bedroom dates to the original construction of the house in 1880-81. It has undergone few changes over the years, except for later additions of electrical light fixtures and a lavatory with running water. These are discussed in detail in the following sections.

The room has been known by several names over the years. The 1886 inventory labeled it "Servant's Room No. 3." It was generally referred to as one of four "Maid's Room[s]" in an evaluation of the heating system in 1921.<sup>498</sup> The early room-numbering system apparently changed in later years, based on the furnishings appraisals of 1921, 1924, and 1930 that called the room "Help's Room #1," and the 1931 residence appraisal that used "Bed Room #1." The later furnishings appraisals of 1937 and 1947 simply referred to the room as part of the "Help's Quarters."

No information is known about who occupied this bedroom. Two servants may have shared the room originally, based on the 1886 inventory that lists "2 single bedsteads with mattress & pillows." However, one bed only is listed in the furnishings appraisals of 1921, 1924, and 1930, as "1 White enamel iron folding cot, cotton mattress and bedding."

No photographic documentation has been found for this room.

### Floor

The floor consists of narrow, varnished floorboards. The floorboards are presumably original, dating to the construction of the house in 1880-81.

### Walls

The configuration of the walls is also original, dating to 1880-81. The upper east and west walls are sloped, reflecting the slope of the roof. A shed dormer is at the south end of the west wall, and a closet is at the north end of the east wall.

All of the walls are finished with plaster and trimmed at the floor with a baseboard. The baseboard was recorded by the 1931 residence appraisal as "60 Lineal ft. baseboard" in the room, and "10 Lineal ft. baseboard" in the closet.

---

<sup>498</sup> Letter from R.W. Kellow to Mrs. Edison, Jan. 25, 1921. Edison NHS Archives.

### Ceiling

The ceiling, like the walls, is unchanged from its appearance in 1880-81. It is plain, flat, and plastered.

### Doorways

The room has two doorways: one in the south wall, leading to the service hall, and one in the east wall, connecting with the northeast closet. Both doorways appear to be original features of the room, dating to 1880-81. Each has a molded architrave with bull's-eye corner blocks, a paneled wood door, and a wood threshold. The larger hall door has five panels, while the smaller closet doorway has four panels.

The two doors were recorded by the 1931 residence appraisal as:

1 Door, 2'8" x 7'2" x 1-3/4", 5 panels

Closet: 1 Door, 2'6" x 5'8" x 1-3/4", 4 panels

### Windows

The room has two original windows: one in the north wall, the other in the west wall. Each window has a molded architrave with bull's-eye corner blocks and double-hung sashes. The west window is lacking a corner block on its north side, due to space constraints; this appears to be an original design detail.

The north window (W-306) is a single opening, with 12-over-12, double-hung sashes. It was described by the 1931 residence appraisal as "1 Double hung window, 2'8" x 5'6" x 1-5/8", 24 lights."

The west window (W-307) is a large opening in the west dormer. It has two mullions and three 12-over-12, double-hung sashes. The 1931 residence appraisal recorded the window as "1 Double mullion window, 3 double hung sash, 2'0" x 3'6" x 1-5/8", 24 lights."

### Chimney Breast

A projecting chimney breast with plastered finish is centered at the south wall. There is no opening in the chimney breast, such as for a fireplace or stove flue.

### Shelves and Hooks

Three open shelves and two rows of hooks are mounted to the south wall. One small shelf is east of the hall doorway, and two shelves are mounted above the lavatory west of the chimney breast. Eleven hooks in two rows are between the two lavatory shelves, with six hooks in the upper row and five hooks in the lower row. It is not known when the shelves and hooks were installed in the room.

### Closet

The closet at the north end of the east wall appears to date to 1880-81. It has wood floorboards, a four-panel wood door, baseboard trim, a built-in dresser with four drawers, a metal clothes bar mounted to the north and south walls, and six metal clothes hooks.

The 1931 residence appraisal described the "Closet" as having "1 Door...4 panels; 10 Lineal ft. baseboard; 1 Set of 4 pine drawers; [and] Hooks, rods and shelves." No shelves exist in the closet today; it is not known if they were removed, or if the appraisal was in error.

### Finishes

The room and closet are finished with varnish and a cream-yellow color paint. Varnish covers the floorboards, the closet door jambs, and the closet dresser. All other surfaces of the room are painted a cream-yellow color, including the plaster walls and ceiling, baseboard, doorway and window architraves, doors, window sashes, and shelves.

The only documented reference to finishing work in this room is found in the residence appraisal of 1924. This notes that "Additional Improvement to Painting, Trimming and Decorating" had been carried out in several rooms, including the "five Helps [sic] rooms." This work had presumably been done sometime after the earlier residence appraisal of 1921. No details of the work are known.

Additional information was also derived from the microscopic examination of one paint sample removed from the plaster wall. The walls have been painted approximately seven times. The first paint layer appears to be a white calcimine paint. This is followed by five layers of lead-based paint, cream and cream-yellow in color. The most recent paint layer is a cream-yellow, nonlead paint.

### Lighting System

The room has two electric light fixtures. One is at the south wall; the other is at the north wall, west of the window. Both fixtures are a gooseneck style in a brass-color metal, with one light operated by a swivel switch at the socket. Both fixtures were rewired in 1968.

No documentation is known for the installation of the two light fixtures. It is assumed that they were installed at the same time, based on their identical appearance. This may have occurred as early as 1887, when the house was first electrified. They were most likely in place by 1921, when the residence appraisal for that year listed "8 1 light gooseneck brackets" in the third story. The 1931 itemized the light fixtures in the room as "2 Brass wall brackets, 1 light."

### Electrical Outlets

The room has two duplex receptacle outlets. One is in the north baseboard beneath the gooseneck-style light fixture; the other is in the lower west wall north of the dormer window.

No documentation has been found on the installation of the electrical outlets. Only one outlet existed in the room in 1931, according to the residence appraisal for that year, which listed "1 Double base receptacle." This must have been the west-wall outlet, based on a rewiring plan of 1968 that labels it as existing. No outlet is shown on the north wall in this plan, suggesting that the north outlet was installed sometime after 1968.

### Plumbing System

A lavatory is at the south wall west of the chimney breast. It is a center-pedestal style with white porcelain finish and two faucets with four-armed handles. Manufacturer's information on the underside reads: "by Standard Sanitary Mfg. Co. — Louisville P3127 - 24K [??—two pitted numbers, possibly "22" or "23"]."

It is not known exactly when the lavatory was installed. Information provided by the furnishings and residence appraisals, however, suggests that this took place sometime after January 1931. The furnishings appraisals of 1921, 1924, and 1930 all list the room as having "1 White enamel washstand and porcelain contents." A "washstand" is commonly not hooked up to plumbing, which does not fit the description of the existing lavatory. The residence appraisal dated January 1931 also makes no mention of a lavatory in the room. The lavatory therefore appears to have replaced an earlier washstand sometime after January 1931.

Clues as to the installation date of a plumbing fixture may sometimes be derived from the manufacturer's data. In the case of the lavatory, it is known that the "Standard Sanitary Manufacturing Company" was founded in 1899 and operated under this name until around 1929.<sup>499</sup> A date of manufacture is also sometimes found on the fixture, but in this case is difficult to read—it appears to be "22" or "23"—short for 1922 or 1923. Plumbing fixtures are often installed shortly after their manufacturing date, which does not appear to have been the case in this room. One possible explanation is that the lavatory was reused here from another location—perhaps even from another building.

### Heating System

The room was heated by a steam radiator from 1880-81 until 1968. This radiator survives today in its original location in the southeast corner of the room. It is eight sections long, two columns wide, and imprinted with the following manufacturer's information:

J.R. Reed's Patent, April 9, 1878  
Gold's Heater Mfg Co. New York  
H.B. Smith & Co. Westfield Mass

---

<sup>499</sup> After 1929, the company name changed to the "American Radiator and Standard Sanitary Corporation." [Ref., *The Well-Appointed Bath: Authentic Plans and Fixtures From The Early 1900's* (Washington: The Preservation Press, National Trust for Historic Preservation, 1989), p. 84.]



A heating assessment made in 1921 indicates that the radiator provided 48 units of heat, which was 13 units more than required for the room.<sup>500</sup> The radiator was recorded 10 years later by the 1931 residence appraisal as "1 Radiator, 2 columns, 38", 8 sections, Bed Room #1."

The radiator was disconnected in 1968, when new heating equipment for a hot-air system was installed in the room. One floor register is beneath the window at the north wall, and a second is beneath the window at the west wall. A thermostat is mounted to the south wall, east of the hall doorway. This equipment is in use today.

### **Fire-Protection System**

A Pyrotronics ionization smoke detector is mounted to the ceiling. It was installed in 1978.

---

<sup>500</sup> Letter from R.W. Kellow to Mrs. Edison, Jan. 25, 1921. Edison NHS Archives.

## Bed Room #2 (Room 307)

### General Information

Bed Room #2 is a small room on the west side of the house, off the service hall. Its dimensions were recorded by the 1931 residence appraisal as measuring only 8 feet by 10 feet.

No documentation exists on the early use and appearance of this room. The physical evidence and written records, however, suggest the following architectural evolution. The room appears to have been smaller than it is today, based on early exterior photographs that show a smaller dormer in this location. An east-west partition divided the room into a small closet for Room 308 on the south side, and a larger closet for the service portion of the hall (Room 311) on the north side. In Room 308, the doorway to the former small closet still exists; it is covered over today on the Room-307 side. The original doorway from the hall to the former large closet remains in use today, as the entrance to Room 307.

The room was later expanded in size by enlarging the existing dormer. This most likely took place in 1909, based on the known construction date of a skylight at the base of the dormer.<sup>501</sup> Unfortunately, no written record of the dormer reconstruction survives in the Edison NHS Archives. The existing appearance of the room, however, suggests that the following work was done. The room was enlarged approximately 2 feet to the west, by the installation of the new, larger dormer. Two 12-over-12 sashes were installed in a new west window, which may have been reused from the original dormer. The east-west partition for the closet was most likely removed at this time. The large wardrobe at the east wall may have also been built, and the northeast corner lavatory installed as part of this work. The newly enlarged room was probably used as a servant's bedroom.

A water tank, which is mentioned in later records dated 1918, may also have been located in this room. Work orders of Thomas A. Edison, Inc., dated March, April, and May 1918 describe "mov[ing] water tanks from third floor to attic & reconstruct[ing] same." The job appears to have been completed by May 25, 1918, based on a letter of that date about the "expense of plumbing etc. required to move toilet tank at house."<sup>502</sup> Little else is known about the tank (or tanks), such as where it was located and why it was separate from the water-storage tank in the attic. Room 307 is a likely location, however, because it is the only room in the third story that was not originally designated as a bedroom, a billiard room, or a sewing room. It is also situated directly above the original Hall Bathroom (Room 211), and the later West Bathroom installed in 1909 (Room 212). It is not known if the tank was an original feature of the house or a later addition.

The most complete documentation of Room 307 is provided by the furnishings appraisals of 1921, 1924, and 1930, and the residence appraisal of 1931. It is clear that the room was used as a servant's bedroom by 1921, based on the furnishings appraisal for that year that lists it as "Help's Room #2" with "1 White enamel iron bed." The later furnishings appraisals of 1924 and 1930

---

<sup>501</sup> The skylight was installed in 1909, when Room 212 was converted to the West Bathroom. See the discussion of Room 212 for more information.

<sup>502</sup> The total expense was "a little in excess" of \$1,000. Letter from R.W. Kellow to Thomas Edison, May 25, 1918. Edison NHS Archives.

provide similar information. The 1931 residence appraisal labels the room "Bed Room #2" and itemizes its architectural features, which included a large pine closet and a corner lavatory. The later furnishings appraisals of 1937 and 1947 simply listed the room as being part of the "Help's Quarters."

### Floor

The floor structure dates from two periods of construction: 1880-81 and circa 1909. Most of the floor structure is thought to be original; it was extended approximately 2 feet to the west circa 1909.

The existing floorboards most likely date to the later remodeling of the room. This is based on the absence of a line of demarcation between the old and new parts of the floor, and the absence of physical evidence for the early east-west partition wall. The old floorboards may be preserved beneath the existing later floorboards.

One small portion of the floor, in the northeast corner of the room, is elevated one step. The date of this feature, which is sheathed with floorboards, is not known. Careful removal of one of the floorboards revealed a sheet metal duct. The duct may have been installed in 1968 as part of the new heating system, although no ductwork is shown here on the contract plans. It may also relate to the original ceiling register in the room below (Room 211), which is believed to have provided ventilation.

The floorboards are also partially overlaid with a section of linoleum with a brown wood-grain design. This same linoleum covers the service halls in the second and third stories and the treads of the back service stair. A sample of this linoleum in the files of Edison NHS is labeled as an Armstrong product that was installed in the house in 1929.<sup>503</sup> The linoleum in Room 307 may be a remnant from that work.

### Walls

The walls, like the floor, date from two periods of construction: 1880-81 and circa 1909. The east wall, the south wall, and most of the north wall are original. The west wall dates to circa 1909, as does the west end (approximately 2 feet) of the north wall. An original east-west partition is missing today, having been removed circa 1909.

All of the walls are finished with plaster and trimmed at the floor by a wood baseboard. It has not been determined if any of the plaster surfaces or baseboards are original, or if both were replaced with new material circa 1909. The 1931 residence appraisal recorded the baseboard as "33 Lineal ft. baseboard."

---

<sup>503</sup> The sample measures 3 inches by 5 inches and has a jute backing. It is assigned NPS catalog #120,938, Edison NHS.

### Ceiling

The ceiling is flat and plastered. Most of the ceiling dates to 1880-81; the west end (approximately 2 feet) was installed circa 1909. It is not possible to differentiate the old ceiling from the new ceiling, which suggests that the entire ceiling may have been replastered (or skim-coated) circa 1909.

### Doorways

#### **Hall Doorway**

The room has one doorway in the east wall, which leads to the service hall (Room 311). The doorway has a simple molded architrave with no corner blocks and a five-panel wood door. The doorway and door are both believed to be original, dating to 1880-81; the room-side architrave may be a later alteration installed circa 1909.

The door was recorded by the 1931 residence appraisal as "1 Door, 2'8" x 7'2" x 1-3/4", 5 panels."

#### **Missing Closet Doorway**

A second doorway, which is not evident in the room today, was originally at the east end of the south wall. Physical evidence of the doorway is preserved today on the Room-308 side of the wall, where a doorway architrave and door survive in place. The doorway is believed to have been plastered over on the Room-307 side when the room was remodeled circa 1909. The presence of this second doorway is the most compelling evidence that Room 307 was originally subdivided into two smaller rooms (or closets) by a partition.

### Window

The room has one window (W-308), at the north end of the west wall. The window has a simple molded architrave with no corner blocks, a center mullion, and two pairs of 12-over-12 sashes.

The window opening has been dated circa 1909, based on the construction date of the west wall. This same date has also been assigned to the window architrave. The window sashes, on the other hand, may be the original sashes that were reused here from the original dormer. These sashes are similar in both size and configuration to the original dormer sashes in Room 306.

The 1931 residence appraisal recorded the window in Room 307 as "1 Single mullion window, 2 Double hung sash, 2'0" x 3'6" x 1-5/8", 24 lights."

### Wardrobe

A large wooden wardrobe is at the south end of the east wall. It runs from floor to ceiling, and consists of an upper and a lower section. The lower portion has a large doorway that opens to

reveal a top shelf, a metal clothes rod, and two clothes hooks. The upper portion has a smaller door and one shelf. Running vertically through both sections are a heat duct installed in 1968, and a boxed utility chase in the southeast corner.

No documentation exists on the installation of this closet. There is little doubt, however, that it is a later addition because it covers over a portion of the original doorway in the south wall. A likely date for its construction is circa 1909, when the room was enlarged to its present size. It definitely existed by 1931, based on the residence appraisal for that year that recorded "1 Pine closet, 3'4" x 1'6" x 9'0", 2 panel doors." It may also be the "1 Double door stained wardrobe" mentioned in the furnishings appraisals of 1921, 1924, and 1930.

### Drawers

Four drawers are built into the west end of the lower north wall. These drawers are in that portion of the north wall that was built circa 1909, and were therefore likely installed at the same time. It is possible that the drawers themselves were earlier material reused here circa 1909, although no evidence has been found to substantiate this.

### Finishes

The room has a varnished floor, and painted plaster and woodwork. A cream-color paint covers the plaster walls and ceiling, baseboard, doorway and window architraves, door, window sashes, exterior and interior surfaces of the east-wall wardrobe, and the built-in drawers at the north wall.

The room was most likely repainted sometime between 1921 and 1924. This is based on the 1924 appraisal, which notes that "Improvement to Painting, Trimming and Decorating" had been carried out in several rooms, including the "five Helps [sic] rooms." No details of this work are known.

Additional information was derived from a microscopic analysis of two paint samples removed from the plaster walls: one from the east side of the room, the other from the west side.<sup>504</sup> Both paint samples have approximately six paint layers, the earliest of which is a cream-yellow, lead-based paint dated to circa 1909. This is followed by a second yellow, nonlead paint. The four most recent paint layers are all cream-color, nonlead paints, the most recent being a light-pink shade of cream. This last painting may have taken place in 1952, when three bedrooms in the employees' quarters were refinished by John H. Petersen.<sup>505</sup>

---

<sup>504</sup> Paint sample EDIS 10 P106 is from the west wall; sample EDIS 10 P107 is from the east wall.

<sup>505</sup> Petersen's estimate is dated Apr. 7, 1952, and his bill is dated Apr. 29, 1952. Three employees' bedrooms are mentioned in the estimate, including those of the "butler" and "cook." Edison NHS Archives.

### Lighting System

The room has one electric light fixture mounted to the ceiling. It is a modern-looking fixture, with a white porcelain base and a single light. The light is operated by a toggle switch at the east wall north of the hall doorway. The documentation indicates that the light fixture and switch were both rewired in 1968. Although not so noted, it is possible that the light fixture was actually replaced at that time.

A different ceiling light fixture existed here in 1931, according to the residence appraisal for that year, which recorded "1 Brass ceiling fixture, 1 light." The appraisal also listed the room as having "1 Switch." Less specific were the residence appraisals of 1921 and 1924, which listed all of the third-story light fixtures, but not by room. This listing includes "1 1-lt. ceiling light," which may have been located in Room 307.

### Electrical Outlets

The room has one duplex receptacle outlet in the lower north wall. This outlet was installed in 1968, according to a rewiring plan of that date. The plan also notes that a second outlet at the west wall was to be removed at that time. This was presumably done, because no outlet exists at the west wall today.

### Plumbing System

#### **Lavatory**

A lavatory is in the northeast corner of the room. This is a wall-mounted corner model with a high back, white porcelain finish, and two faucets with four-armed handles. Writing on the underside of the lavatory identifies the manufacturer as "Standard" and "D & M Works U.S.A."

No documentation has been found about the installation date of this lavatory. This may have occurred circa 1909, when the room was enlarged to its present configuration. The year 1909 is also when another lavatory with the same manufacturer's identification was installed in the North Room Lavatory (Room 209).

The first documented reference to the lavatory is the residence appraisal of 1921, which recorded "1 Enamel iron wall lavatory" in the third story. While no specific room designation is given, it is likely that the lavatory was located in Room 307. It was definitely existed by 1931, based on the residence appraisal for that year, which described the room as having "1 Enameled iron corner lavatory, 16" x 16", 6" apron, 8" back, 2 faucets, plug waste."

#### **Water Tank**

A water tank, also referred to as a toilet tank, may have been in this room. The documentary evidence for such a feature is described in detail in the "General Information" section. No physical evidence of a tank (or tanks) is visible in the room today. It was moved from the third story to the attic in 1918.

### Heating System

A steam radiator is at the north wall. It is four sections wide and two columns wide. Writing on one end identifies it as having been made by the "American Radiator Co." The radiator was made obsolete in 1968, when a modern floor register was installed near the west wall.

No documentation is available on the installation date of the radiator. A probable date, however, is circa 1909 when the room was enlarged to its present size. Plumber Chas. F. McGuire may have repaired this radiator in 1914, based on his bill dated July 1, 1914, for "Work on radiator in tank room." It is also likely that this is the same radiator described in 1921 as being in the third story "Maid's Room," which was determined to be delivering nine units of direct heat.<sup>506</sup> A description of the radiator itself was also provided 10 years later, in the 1931 residence appraisal as "1 Wall radiator, Bed Room #2."

The radiator was disconnected in 1968, when a new system of forced hot air was installed in the house. Heating equipment installed in the room at that time included a floor register at the west wall and a vertical supply duct (concealed inside the east wardrobe). The room does not have a thermostat.

### Fire-Protection System

There is no smoke detector in the room today. A Pyrotronics ionization-type detector that was mounted to the ceiling in 1978 was apparently removed.

---

<sup>506</sup> Letter from R.W. Kellow to Mrs. Edison, Jan. 25, 1921. The document also states that 15 units of heat were required to heat the room, suggesting that the room was underheated. Edison NHS Archives.

## Bed Room #3 (Room 308)

### General Information

Bed Room #3 is a long, narrow room on the west side of the house. Its dimensions were recorded by the 1931 residence appraisal as being 9 feet by 20 feet.

The room as originally constructed in 1880-81 was part of a large room, along with Bed Room #4 (Room 309). This was the largest room in the servants' quarters, and the only one with a fireplace. The bill from Pottier & Stymus dated May 7, 1882, notes that the ceiling was decorated, and that the room was furnished with a washstand and mirror. The room was then referred to as the "Room Over Dining Room, 3d Floor."

The inventory of 1886 labeled the room "Servants [sic] Room No. 2." There is no doubt that this was Room 308-09, because a listing of the room's contents included the fireplace's "grate andirons." Also recorded was "1 Bedstead, mattress & pillow," suggesting that the room was occupied by one servant or a married couple.

The large room was halved in size by the installation of an east-west wood partition in 1902. An "estimate for Bed Room partition, \$42.00" was given by carpenter Adolph Vogel in May of that year, and a bill for the work was submitted November 28, 1902. Although the location of the "bed room" is not noted, Room 308-09 is the only bedroom in the house with such a partition.<sup>507</sup> The north side of the room is known today as Room 308, and the south side as Room 309.

The most thorough documentation of Room 308 is provided by the furnishings appraisals of 1921, 1924, and 1930, and by the residence appraisal of 1931. The furnishings appraisals all called the room "Help's Room #3," while the residence appraisal used the name "Bed Room #3."

No information is available on which of the Edisons' household servants occupied this bedroom. The "Butler" appears to have used this room in later years, based on a voucher for plumbing work dated 1952.<sup>508</sup>

### Floor

The floor, which presumably dates to 1880-81, is composed of narrow floorboards with a varnished finish. The floorboards are oriented in a north-south direction.

---

<sup>507</sup> Vogel built a similar matched-board partition in the Laboratory (Room 110) in 1899. That wall also exists today.

<sup>508</sup> Shaw, "Progress Data," p. 47. Shaw references a voucher dated June 25, 1952, that states "Install new wash basin, trap, etc. in Butler's Bedroom on 3rd Floor." This corresponds to the modern lavatory in Room 308 that is dated "52" on the underside.



### Walls

The east, north, and west walls are original, dating to 1880-81; the south wall was installed in 1902, as explained in the section "General Information."

The original walls are plastered and have a wood baseboard, wood picture molding, and molded plaster cornice. The baseboard and picture molding were recorded by the 1931 residence appraisal as being "50 Lineal ft. baseboard" and "58 Lineal ft. picture moulding." The later south partition consists of floor-to-ceiling matched-board paneling.

### Ceiling

The ceiling is flat and plastered. It is presumably unaltered from its original configuration in 1880-81.

### Doorways

The room has two doorways that are thought to be original, dating to 1880-81. A third doorway was created in 1902 but is missing today.

#### **Hall Doorway**

A doorway at the south end of the east wall connects with the service hall (Room 311). This was the original hall doorway for the room before it was divided into two separate rooms in 1902. The opening is trimmed by a molded architrave with bull's-eye corner blocks. The door has five panels, two hinges, and a doorknob. It was recorded by the 1931 residence appraisal as "1 Door, 2'8" x 7'2" x 1-3/4", 5 panels."

#### **North-Wall Doorway**

A second doorway is at the east end of the north wall. It is obsolete today, having been closed with plaster on the opposite (Room-307) side of the opening.<sup>509</sup> The doorway is believed to originally have led to a closet. The doorway was most likely closed circa 1909, when the closet and an adjacent hall closet were combined to form Room 307.<sup>510</sup> Doorway elements were retained on the Room-308 side of the opening only. These include a molded architrave and a door. The architrave has two corner blocks, the west one of which has a bull's-eye motif. The east corner block is smaller than the west corner block and plain, because of the close proximity of the east wall. The door has five panels similar to the hall doorway, but is divided in two in the Dutch style. The door was described by the 1931 residence appraisal as "1 Dutch door, 2'8" x 7'2" x 1-3/4", 5 panels."

---

<sup>509</sup> The back side of the lath and plaster wall in Room 307 is visible when the door is opened.

<sup>510</sup> See the discussion of Room 307 for more information.

### **Missing Doorway**

The architrave and frame for a third doorway is at the east end of the south wall (i.e., the 1902 partition). This doorway connected Room 308 with Room 309, and may have been the principal entrance into Room 309 for a short while after 1902.

The doorway is closed today with the same matched-board paneling that comprises the partition. This closure appears to have been done shortly after the construction of the 1902 partition, based on the paint analysis of two paint samples—one from the partition, the other from the doorway infill.<sup>511</sup> The sample from the doorway infill was found to be lacking only the first, earliest paint layer. A possible date for the closure is 1905 or 1909, when various changes were made to the rooms in the third story. Unfortunately, this particular work was not clearly documented.<sup>512</sup>

### **Window**

The room has one original (1880-81) window in the west wall. It is the northern half of a pair of windows labeled as W-310. The two windows were separated by the installation of the 1902 partition, with the north one being in Room 308. No alterations, however, appear to have been made to the interior window elements at that time.

The window has a molded architrave with two bull's-eye corner blocks, and one-over-one, double-hung sashes. This corresponds to the description of the window in the 1931 residence appraisal as "1 Double hung window, 2'8" x 5'4" x 1-5/8", 2 lights."

### **Mirror**

A wood-framed mirror is mounted to the east wall, above the lavatory. This is believed to be the same mirror that was listed by Pottier & Stymus in their bill of May 7, 1882, as "1 mirror over washstand" for the "Room over Dining Room 3d Floor."

The 1931 residence appraisal recorded the mirror as "1 Wall mirror, 2'0" x 2'6", 3" pine frame."

### **Finishes**

Room 308 is finished with varnish and paint that is cream-yellow in color. The varnish is found on the floorboards only. The paint covers the plaster walls and ceiling, wood partition, baseboard, doorway and window architraves, doors, and window sashes. The room is believed to

---

<sup>511</sup> The paint sample from the partition wall is EDIS 10 P109, and the sample from the doorway enclosure is EDIS 10 P110.

<sup>512</sup> A bill from carpenter Adolph Vogel dated Oct. 12, 1905, includes an entry dated June 14 that reads "SS 3 H. changing door 3d floor etc. 1.80, Materials, .10." It is unclear, however, if this referred to the doorway connecting Rooms 308 and 309, or to another doorway in the third story.

have been last painted by John H. Petersen in April 1952, based on his estimate and bill for touching up the "Butler's" bedroom with one coat of paint.<sup>513</sup>

A small area of the east wall and its baseboard are unpainted because they had previously been covered by a cabinet-style lavatory. This lavatory was replaced by the existing modern lavatory in June 1952. For more information on the lavatory, see the section on "Plumbing."

The original finishes of the room included a decorated ceiling, according to the bill from Pottier & Stymus dated May 7, 1882. The walls appear to have been painted at this time with a light-blue, lead-based paint, based on the microscopic analysis of one paint sample from the east wall.<sup>514</sup>

The decorative ceiling was most likely painted over, and the walls covered with a new coat of paint, when the wood partition was installed in 1902. The results of the paint analysis indicate that this was a cream-yellow, lead-based paint.

The walls appear to have been painted one more time between 1902 and 1952, also based on the paint analysis. This paint layer is also a cream-yellow, lead-based paint. This may have occurred between 1921 and 1924, based on the residence appraisals for that year. The latter appraisal notes that "Additional Improvement to Painting, Trimming and Decorating" had been made to several rooms, including the "five Helps [sic] rooms." No other details were provided.

### Lighting System

The room has two gooseneck-style electric light fixtures. One is mounted to the east wall, north of the hall doorway. The other is mounted to the west wall, south of the window. The two lights are operated by switches at the fixtures; the east light has a pull chain, and the west light has a swivel switch. Both lights were rewired in 1968.

No information is available on the installation date of the light fixtures. The earliest possible date is 1887, when the house was first wired for electricity. They may have existed by 1921, based on the residence appraisal for that year that listed "8 1 light gooseneck brackets" in the third story. A similar description is given in the residence appraisal of 1924. The two fixtures were definitely in place by 1931, based on the residence appraisal of that year that recorded "2 Brass wall brackets, 1 light" in the room.

### Electrical Outlets

There are no electrical outlets in Room 308.

---

<sup>513</sup> Petersen's estimate is dated Apr. 7, 1952, and the bill is dated Apr. 29, 1952. Edison NHS Archives.

<sup>514</sup> Paint sample EDIS 10 P108.

### Plumbing System

A modern lavatory with a white porcelain finish is mounted to the east wall north of the hall doorway. Writing on the underside reads "By American Standard & Radiator Corporation - Louisville 6 - 2052 / 30." The numbers "6 - 2052" represent the date of manufacture as being "June 20, 1952." The year 1952 is also when a voucher dated June 25, 1952, was submitted for "Install[ing] new wash basin, trap, etc. in Butler's Bedroom on 3rd floor."<sup>515</sup>

As stated previously, an earlier cabinet-style lavatory was formerly in the same location as the existing lavatory. It is missing today, but physical evidence of the cabinet is visible in the form of an unpainted "shadow" where the cabinet had abutted the baseboard and the plaster wall. This suggests that the lavatory had been an original feature of the room, installed before the room was painted. The 1931 residence appraisal recorded the lavatory as being "1 Marble lavatory, 30" x 26", marble back and shelf, 2 brass faucets, lift waste[,] oak cabinet base."<sup>516</sup> It was most likely replaced by the existing lavatory in 1952, based on approved budget item number 14 for 1952 that states: "Butler's Room: 3rd floor wash basin bowl badly cracked—old cracks are opening." Handwritten notes next to item 14 say "OK" and "145.00."

### Heating System

Room 308 has no historic heating equipment today, nor is there any physical evidence of such equipment. None was needed prior to 1902 while the room was part of Room 309, which had a fireplace and a radiator. The 1902 partitioning of the space to create two separate rooms, however, left Room 308 without a heat source. This is corroborated by a heating assessment dated 1921 that described one of the third story "maids room[s]" as having no heat.<sup>517</sup> Furthermore, no heating equipment is listed for this room in the 1931 residence appraisal. The room may have been warmed for a short while after 1902 by leaving open the door to Room 309. The doorway, however, appears to have been closed at an early date. For more details, see the section "Doorways."

The room is warmed today by heating equipment installed in 1968. A vertical heat duct is exposed in the southwest corner of the room; a heat register is in the side of the duct; and a thermostat is mounted to the east wall, north of the doorway.

### Fire-Protection System

A Pyrotronics ionization smoke detector, installed in 1978, is mounted to the ceiling.

---

<sup>515</sup> Shaw, "Progress Report," p. 147. The house was then owned by Thomas A. Edison, Inc.

<sup>516</sup> This matches the descriptions of three surviving cabinet lavatories in the third story. One is in Room 300, the second is in the south closet of Room 304, and the third is in Room 305.

<sup>517</sup> The assessment also estimated that 15 units of heat would be required to heat the room. [Ref., letter from R.W. Kellow to Mrs. Edison, Jan. 25, 1921. Edison NHS Archives.]

## Bed Room #4 (Room 309)

### General Information

Bed Room #4 is a long, narrow room on the west side of the house. Its dimensions were recorded by the 1931 residence appraisal as measuring 12 feet by 20 feet.

The room as originally constructed in 1880-81 was part of a large room, along with Bed Room #3 (Room 308). As explained previously, the partition that divides them today was installed in 1902. Of the two rooms, it is likely that Bedroom #4 was considered to be the more desirable, retaining two windows (instead of one), the original fireplace, and the steam radiator.

The most thorough documentation of Room 309 is provided by the furnishings appraisals of 1921, 1924, and 1930, and by the residence appraisal of 1931. The furnishings appraisals all called the room "Help's Room #4," while the residence appraisal used the name "Bed Room #4."

### Floor

The floor is composed of narrow wood floorboards oriented in a north-south direction. They presumably date to the original construction of the room in 1880-81.

### Walls

The east, south, and west walls are original, dating to 1880-81. They are plastered and have a wood baseboard, wood picture molding, and a molded plaster cornice. The baseboard and picture molding were recorded by the 1931 residence appraisal as "58 Lineal ft. baseboard" and "64 Lineal ft. picture moulding."

The north wall is the 1902 partition discussed previously. It is composed of floor-to-ceiling matched-board paneling. It is documented by the bill from carpenter Adolph Vogel dated November 28, 1902, which included the following entry dated May 28: "Estimate for Bed Room partition, \$42.00."<sup>518</sup>

### Ceiling

The ceiling is flat and plastered. It is presumably unaltered from its original configuration in 1880-81.

### Doorways

The room has one doorway, at the north end of the east wall. A second doorway, in the 1902 north partition, is closed today.

---

<sup>518</sup> Vogel built a similar matched-board partition in the Laboratory (Room 110) in 1899. That wall also exists today.

### East Doorway

The east doorway connects the room with a small anteroom situated off the southwest corner of the service hall (Room 311). It is not an original doorway, judging by its plain-board architrave and four-panel (rather than five-panel) door. This doorway and the anteroom are believed to have been created to provide a separate entrance to Room 309 after the doorway in the 1902 partition was closed, in 1905 or 1909 (see "Missing Doorway," below). These dates correspond with other remodeling activities that took place in the third story. Again, this particular change is not documented. (For more information on the anteroom, see the discussions of Rooms 310 and 311.)

The 1931 residence appraisal recorded the door erroneously as "1 Door, 2'8" x 7'2" x 1-3/4", 5 [sic: 4] panels."

### Missing Doorway

The doorway formerly in the north partition connected Room 309 with Room 308. The doorway is assumed to date to the creation of the partition in 1902; it would have been needed to provide access through the partition into Room 309. (In other words, one had to pass through Room 308 to reach Room 309.)

Later, the doorway from Room 308 was filled in with matched-board paneling, and the east-wall doorway to the anteroom/service hall was created (see "East Doorway," above). Paint analysis indicates that this occurred soon after the partition was built in 1902. The microscopic analysis of two paint samples—one from the infill and one from the partition—indicates that the infill lacks only the first, earliest paint layer.<sup>519</sup> The doorway therefore appears to have been closed shortly after 1902—in 1905 or 1909, as indicated above. All that remains of the north doorway today is its architrave and frame.

### Windows

The room has two original windows dating to 1880-81. One is in the south wall east of the fireplace; the second is in the west wall.

The window in the south wall (W-311) has a molded architrave with bull's-eye corner blocks and 12-over-12, double-hung sashes. It was listed by the 1931 residence appraisal as "1 Double hung window, 3'0" x 4'2" x 1-5/8", 24 lights."

The window in the west wall is the south half of a double window that is labeled W-310. (As explained previously, the construction of the wood partition in 1902 dividing the original large space into two smaller bedrooms placed one-half of the double window in each room.) The west-wall window has the same type of architrave as the south-wall window. It differs by having one-over-one, double-hung sashes, similar to the other half of the double window (in Room 308). The Room-309 half was recorded by the 1931 residence appraisal as "1 Double hung window, 2'8" x 5'4" x 1-5/8", 2 lights."

---

<sup>519</sup> Paint sample EDIS 10 P112 is from the partition; EDIS 10 P113 is from the doorway infill.

### Fireplace

An original fireplace dating to 1880-81 is centered at the south wall. It has a wood mantel with a shelf supported by two brackets, and an overmantel consisting of paneled woodwork and shallow shelves at the wall. Ceramic tiles frame the firebox opening and pave the hearth. The firebox tiles are dark blue and white in color, and feature assorted animals and birds. An incomplete listing includes dogs, rabbits, a lion and lamb, and what appears to be an eagle or a hawk carrying a turtle. The hearth tiles are black and red and have a stylized floral design. The firebox itself has a metal liner with vertical lines in raised relief.

The earliest documented reference to the fireplace is the inventory of 1886 that lists "Grate andirons" in "Servants Room No. 2." A more detailed description is found in the residence appraisal for 1931 that recorded "1 Mantel, 6'0" pine shelf and facing, tile facing and hearth, metal fireplace." The room was then called "Bed Room #4."

### Wardrobe

A large wood wardrobe is at the south wall west of the fireplace. It is likely one of two "Wood wardrobes" that were recorded in the room by the inventory of 1886. The 1931 residence appraisal described "1 Pine wardrobe, 5'6" x 1'6" x 6'6"[,] 2 doors, 5 drawers."

### Clothes Hooks

The room has two metal clothes hooks. One is attached to the room side of the hall door; the other is attached to the east side of the north wall.

No information is available on the installation date of the two hooks. Their locations, however—on the 1902 door and partition—indicate a date of 1902 or later.

### Finishes

Room 309 is finished in an identical manner to Room 308, having a varnished floor and painted walls, ceiling, and woodwork. The paint is also the same, cream-yellow color.

The room was originally finished with gray-blue walls and a decorated ceiling when it was combined with Room 308. The wall treatment is based on the microscopic examination of one paint sample from the east wall (EDIS 10 P111). The decorated ceiling is documented by a bill from Pottier & Stymus dated May 7, 1882.

The walls have been repainted three times in a cream-yellow color, according to the findings of the paint analysis. One of these paintings undoubtedly occurred in 1902, when the room was divided in half. The second painting may have taken place between 1921 and 1924, based on the residence appraisals for those years. The latter appraisal notes that "Additional Improvement to Painting, Trimming and Decorating" had taken place in several rooms, including the "five Helps [sic] rooms."

### Lighting System

The room has one gooseneck-style electric light fixture mounted to the west wall. The light is operated either by a swivel switch at the fixture itself, or by a push-button switch at the east wall south of the doorway. The light fixture and wall switch were both rewired in 1968.

No information is available on the installation date of the light fixture and wall switch. The earliest possible date is 1887, when the house was first wired for electricity. The light fixture may have existed by 1921, based on the residence appraisal for that year that listed "8 1 light gooseneck brackets" in the third story. A similar description is provided by the 1924 appraisal. There is little doubt that the light fixture was in place by 1931, based on the 1931 residence appraisal, which recorded the room as having "1 Brass wall bracket, 1 light."

### Electrical Outlets

The room has two electrical outlets. One is in the lower east wall south of the hall doorway; the other is in the lower west wall near the north wall. The east outlet is a duplex receptacle, while the west outlet is a single receptacle with a toggle switch. Only the east outlet appears to have existed in 1968, based on a rewiring plan of that date. The west outlet and switch were installed sometime after 1968.

### Plumbing System

Room 309 has no plumbing fixtures today. Before the room was divided in 1902, a lavatory was in the northeast corner of the room (now in Room 308). After 1902, the room may have been furnished with a washstand not connected to plumbing. A washstand was definitely in the room during the years 1921-30, based on the furnishings appraisals of 1921, 1924, and 1930, which recorded "1 White enamel wash stand and porcelain contents."

### Heating System

A steam radiator is at the east wall south of the hall doorway. It is seven sections long, three columns wide, and labeled as having been made by the "U.S.A. Corp."

No information is available on the installation date of the radiator. It definitely existed by the time of the 1931 residence appraisal, which listed "1 Radiator, 3 columns, 38", 7 sections, Bed Room #4." The radiator was disconnected in 1968, when a new heating system of forced hot air was installed in the house.

Heating equipment associated with the 1968 heating system is in the northwest corner of the room. This includes an exposed vertical heat duct, a register in the side of the duct, and a thermostat on the east wall south of the doorway. This equipment is in use today.

### Fire-Protection System

A Pyrotronics ionization smoke detector, installed in 1978, is mounted to the ceiling.






Figure 182. Bed Room #4 (Room 309), looking southwest, 1960.

## Bed Room #5 (Room 310)

### General Information

Bed Room #5 is a room of moderate size on the west side of the house, at the south end of the service hall (Room 311). Its dimensions were recorded by the 1931 residence appraisal as being 12 feet by 18 feet.

This bedroom is one of three original servants' rooms in the third story. The inventory of 1886 listed it as "Servants [sic] Room #1," which was furnished with "1 Clothes press, Brussels carpet, [and] Holland shades on windows." There was no "bedstead" as was found in the two other servants' rooms, suggesting that the room may have been used as a sitting room or a storage area during the Pedder years.

Two alterations were made to the room during the Edison years. First, the window in the west wall was altered in 1905 by E.W. Peckham. Details of the work are described in the section "Windows." Second, the northwest corner of the room was partitioned off to form a small anteroom off the southwest corner of the hall. No specific documentation has been found for these partitions. However, the physical evidence suggests that the anteroom was created in order to lengthen the hall enough to accommodate a new doorway to the adjacent Room 309. This work is believed to have been done in 1905 or 1909. (See the sections on Rooms 308 and 309 for more information.)

The most thorough documentation of the room is found in the furnishings appraisals of 1921, 1924, and 1930, and the residence appraisal of 1931. The furnishings appraisals all referred to the room as "Help's Room #5." They also listed contents of the room, including "1 White enameled bed" and "1 Metal wash stand." The 1931 residence appraisal called the room "Bed Room #5," and itemized its architectural features.

No information is available on which one of the household servants occupied this bedroom during the Edison years. Contractor E.W. Peckham referred to the room as the "Man's Room" in 1905. Not known, however, is the name of the man and his position with the Edisons.

### Floor

The floor is composed of narrow floorboards with a varnished finish. The floorboards are presumably original, dating to 1880-81.

### Walls

Most of the walls are original to 1880-81. They are finished with plaster and a high wood baseboard. Significant features of the original walls include a window dormer at the west wall and a convexly curved wall in the northeast corner of the room, reflecting the curved walls of the main stair hall.

The partitions enclosing the hall anteroom in the northwest corner of the room date to circa 1905 or 1909. These walls, like the original walls, are finished with plaster and a wood baseboard.

The 1931 residence appraisal recorded the baseboard as being "56 Lineal ft. baseboard."

### Ceiling

The ceiling is flat, except for a small area in the middle of the west wall that follows the slope of the roof. Both flat and sloping areas are plastered. The ceiling is believed to be unchanged from its original 1880-81 configuration, except for the loss of the northwest corner to the hall anteroom.

### Doorways

The room has one doorway in the later partition at the west end of the north wall. This doorway leads to the hall anteroom, which connects with the service hall (Room 311). The doorway has been dated circa 1905 or 1909, based on the date of the partition in which it is located. The doorway components appear to be earlier, however, and may have been reused from the room's original hall doorway. These components include the door frame, the molded doorway architrave with no corner blocks, and the five-panel door. The 1931 residence appraisal recorded the door as being "1 Door, 2'8" x 7'2" x 1-3/4", 5 panels."

The room's original hall doorway opening is now the doorway between the hall anteroom and the service hall. Only the opening survives today; the architrave and door are both missing. These may have been used in the existing doorway, as described above.

### Windows

One dormer window (W-312) is at the south end of the east wall. It is an original opening dating to 1880-81, with two casement sashes installed in 1905. The two sashes are side-hinged to open inward. Each sash is glazed with two panes of glass, aligned one over the other.

The early appearance of the window is documented by an exterior photograph of the house dated sometime before 1905. This shows the dormer with three window openings containing 12-over-12, double-hung sashes. The south opening was in Room 300, and the other two openings were in Room 310. Of these three openings, only the south one in Room 300 retains its original sashes.

The sashes in the two window openings in Room 310 were altered by E.W. Peckham in 1905. The work is documented by an estimate and specifications, dated April 10, 1905, as follows:

WINDOW IN MAN'S ROOM:- Cut out window, and enlarge to box. Put in new frame, casement windows, all slating, tinning and painting, finished inside and out. [5]68

This work was actually done, based on an undated bill for the entire amount of the April 10 contract. Later exterior photographs of the house show the window openings as enlarged, with a pair of casement sashes. The interior side of the window was also fitted with "2 new shades tin rollers man's room— [5]3—," according to a later bill from Peckham dated June 12, 1905.

The 1931 residence appraisal recorded the window as then having "1 Pair of casement windows, 4'0" x 4'0" x 1-3/4", 4 lights." This describes the appearance of the window today.

### Window Seat

A deep, built-in seat is beneath the window at the west wall. It is thought to be an original feature of the room, dating to 1880-81. No mention is made of the window seat in the previously described contract documents dated 1905.

### Shelf

A painted shelf is mounted to the west end of the south wall. Its date of installation is not known.

### Wardrobe

A large unpainted wardrobe is at the north wall, east of the anteroom partition. This may be an original feature, based on the inventory of 1886 that recorded the room as having "1 Clothes Press." The 1931 residence appraisal was more detailed, describing "1 Pine wardrobe, 4'0" x 1'6" x 6'6", 1 pair of doors, 2 drawers."

### Finishes

The room has varnished floorboards, painted plaster, and painted woodwork. The same cream-yellow color paint covers the plaster walls and ceiling, doorway and window architraves, door, window sashes, and window seat.

The earliest documented reference to the room's finishes is the estimate and specification from E.W. Peckham dated May 1, 1905. This included work in the "Man's room: Tint ceiling and side walls [with] kalsomine...\$16.00." The job appears to have been done within the next two weeks, based on a subsequent bill dated May 15, 1905. The color of the "kalsomine" was not noted.

The room was probably repainted sometime between 1921 and 1924, based on the residence appraisals for those years. The latter appraisal notes that "Additional Improvement to Painting, Trimming and Decorating" had taken place in several rooms, including the "five Helps [sic] rooms." No details of this work are known.

Additional information about the room's painted finishes was derived from the microscopic examination of two paint samples—one from the original south wall, the other from the later west partition.<sup>520</sup> This indicates that the room's plaster walls have been painted approximately six times since 1880-81. The original paint is a blue color and contains lead. This is followed by two layers of a cream-yellow, lead-based paint. The room has been most recently painted cream-pink, cream-

---

<sup>520</sup> These are paint sample EDIS 10 P114, from the south wall, and sample EDIS 10 P115, from the west wall.

yellow, and cream-yellow. The last three paint layers do not contain lead. None of the six paint layers appears to be a kalsomine type.

The later west partition was observed to have only four layers of paint; it is missing the first two layers. The earliest finish is a cream-yellow, lead-based paint. This is followed by the three layers of nonlead paints described in the previous paragraph.

### Lighting System

The room has one electric light fixture, mounted to the south wall. It is a reverse (upturned) gooseneck style with one light. The light is operated by either a swivel switch at the fixture itself, or a push-button switch near the hall doorway at the west wall. The push-button switch appears to have been installed sometime after 1968, based on a rewiring plan of that date that does not show it. The light fixture was rewired in 1968.

No information is available on the installation date of the light fixture. The earliest possible date is 1887, when the house was first electrified. It may have existed by 1921, based on the residence appraisal for that year, which listed "8 1 light gooseneck brackets" in the third story. The same listing is provided by the 1924 residence appraisal. The 1931 residence appraisal was more specific, recording "1 Brass wall bracket, 1 light" in the room. This probably described the existing light fixture.

### Electrical Outlets

The room has two duplex receptacle outlets: one in the east wall, the other in the west wall. Both are in the lower wall, just above the baseboard. Both were installed in 1968, according to the rewiring plan of that date.

### Annunciator System

A small electric signal bell is mounted to the upper north wall. No information is available on the date of this bell, or the room from which it was activated.

### Plumbing System

The room has no lavatory or other plumbing fixtures today, nor has it ever been so equipped. An unplumbed washstand, however, did exist in the room during the years 1921 through 1930. This is based on the furnishings appraisals of 1921, 1924, and 1930, which listed "1 Metal washstand and porcelain contents."

**Heating System**

The room was heated originally by a steam radiator that survives in the room today. Located at the south end of the east wall, it is 12 sections long and one column wide. Writing on one end reads:

GOLD'S HEATER MF'G CO. NEW YORK H.B. Smith  
& Co. Westfield Mass  
J.R. Reeds Patent April 9, 1878

The radiator was still in use in 1931, when it was recorded by the residence appraisal for that year as "1 Radiator, 1 column, 38", 12 sections, Bed Room #5."

The radiator was made obsolete by a new forced hot-air heating system installed in the house in 1968. Heating equipment in the room dating to that time includes a heat register in the window seat and a thermostat in the middle of the east wall. Both are in use today.

**Fire-Protection System**

A Pyrotronics ionization smoke detector is mounted to the ceiling. It was installed in 1978.

## Hall: Service Portion (Room 311)

### General Information

The 1931 residence appraisal recorded only one "Hall" in the third story, with a rear part ("Service Portion") and a front part ("Master Portion"). The service portion of the hall, or service hall, is at the northwest corner of the house. Its dimensions were recorded by the 1931 residence appraisal as being 10 feet by 16 feet.

This portion of the hall is little changed today from its original appearance in 1880-81. The back stair down to the second story occupies the northeast corner of the hall, and the former dumbwaiter/elevator shaft is at the north wall. Doorways in the north, west, and south walls open to the five servants' bedrooms; another doorway, in the east wall, connects with the master hall (Room 312).

A few alterations were made to the service hall by the Edison family. An annunciator board was installed at the north wall at an unknown early date. A small anteroom was created off the southwest corner of the hall around 1905 or 1909. This was done to provide a hall entrance for Room 309, by taking space from Room 310. (For more information on the anteroom and its date of origin, see the discussions of Rooms 309 and 310.) Brown linoleum was laid on the hall floor in 1929, and the dumbwaiter was replaced by a passenger elevator for the lower stories around 1943-44.

The architectural features of this part of the hall were recorded by the residence appraisal of 1931. It is this appraisal that used the term "Service Portion: Hall." The earlier furnishings appraisals of 1921, 1924, and 1930 used "Helps' Hall."

### Floor

The floor is covered by a brown sheet linoleum with a wood-grain design. The same linoleum also exists on the back stair, where it is documented as having been installed in 1929. The hall linoleum was presumably installed at the same time. For more details on the linoleum, see the description of the floor for the second-story Service Hall (Room 215).

It is likely that the hall's original floorboards exist beneath the 1929 linoleum. No floorboards are visible today.

### Walls

The hall retains its original (1880-81) plaster walls, plaster cornice, and wood baseboard. This includes the plastered walls of the dumbwaiter shaft, which project into the hall at the north wall.

As stated previously, the hall's southwest anteroom was created by partitioning off the northwest corner of Bed Room #5 (Room 310). The north and west walls of the anteroom are therefore the original plaster walls of Room 310; the south and east walls are the partitions installed circa 1905-09. All four walls of the anteroom have a wood baseboard but are lacking a plaster

cornice. For more details on the walls and a justification for the 1905-09 date, see the descriptions of Rooms 309 and 310.

The only component of the walls recorded by the residence appraisal of 1931 was the baseboard, which was listed as "46 Lineal ft. baseboard."

### Ceiling

The ceiling is flat and plastered. It is believed to be original, dating to 1880-81.

### Doorways

Eight doorways open off the service hall and its southwest anteroom. Six of these are original, dating to 1880-81, and two were added circa 1905-09. All are described below, in counter-clockwise order.

#### **Doorway to Bed Room #1 (Room 306)**

This doorway is at the west end of the hall's north wall. It is an original, unaltered doorway dating to 1880-81. Doorway elements include a molded architrave with bull's-eye corner blocks and a five-panel wood door.

#### **Doorway to Bed Room #2 (Room 307)**

This doorway is at the north end of the hall's west wall. It originally led to a hall closet; it was retained unaltered when the closet was converted to a bedroom circa 1909. Doorway elements include a molded architrave with bull's-eye corner blocks and a five-panel wood door.

#### **Doorway to Bed Room #3 (Room 308)**

This doorway is at the south end of the original part of the hall's west wall. It is an original, unaltered doorway that was retained in 1902 when the original large room to which it led was partitioned into two separate rooms—Rooms 308 and 309. It is also believed to have provided the only access to Room 309 for short while after 1902, through a now-missing doorway in the partition between the two rooms. (See the discussion of Room-308 doorways for more information.) Doorway elements include a molded architrave with bull's-eye corner blocks and a five-panel wood door.

#### **Doorway to Southwest Anteroom**

This doorway is in the hall's original south wall. It is the original doorway opening to Bed Room #5 (Room 310), which was altered to its present configuration when the anteroom was created circa 1905-09. The doorway's architrave and five-panel door were removed at that time and appear to have been reused at the new doorway to Room 310, in the south wall of the anteroom. The doorway opening was retained without its trim or door. Such is its appearance today.



**Doorway to Bed Room #4 (Room 309)**

This doorway is in the west wall of the hall's southwest anteroom. It is believed to have been created circa 1905-09. Doorway elements include a plain-board architrave with no corner blocks and a four-panel wood door.

**Doorway to Bed Room #5 (Room 310)**

This doorway is in the south wall of the hall's southwest anteroom. It is a later doorway, dating to circa 1905-09. The trim and door, however, appear to be original elements that were reused from the original hall doorway to Room 310 (see "Doorway to Southwest Anteroom"). These include a molded architrave with bull's-eye corner blocks and a five-panel door.

**Doorway to Master Hall (Room 312)**

This doorway is at the south end of the hall's east wall. It is an original doorway dating to 1880-81. Doorway elements include a molded architrave with bull's-eye corner blocks and a five-panel door.

**Doorway to Dumbwaiter Shaft**

This doorway is in the northeast corner of the hall. It is believed to be original to 1880-81, having survived the replacement of the dumbwaiter car with a passenger elevator for the first and second stories in 1943-44. Doorway elements include a molded architrave with bull's-eye corner blocks and a five-panel Dutch-style door. The door was described by the residence appraisal of 1931 as "1 Dutch door, 2'6" x 7'2" x 1-3/4", 5 panels to dumbwaiter."

**Windows**

The hall receives natural light through one window (W-305), located in the north wall of the back stair's stairwell. This is an original, unaltered window dating to 1880-81. It has a molded architrave with bull's-eye corner blocks and double-hung sashes. The top sash is glazed with 16 panes of glass, and the bottom sash with one pane of glass. This matches the description of the window in the 1931 residence appraisal, which listed "1 Double hung window, 2'6" x 5'2" x 1-5/8", 16/1 lights."

**Back Stair**

The back stair to the second story occupies the northeast corner of the hall. The stair is open to the hall, and is separated from it by a wood balustrade. The stair itself is described in the section on the second-story Service Hall (Room 215).

### Dumbwaiter

The dumbwaiter shaft is at the north wall, between the doorway to Bed Room #1 (Room 306) and the back stair. The walls enclosing the shaft project out from the wall, with the doorway situated in the east wall.

The exterior of the third-story dumbwaiter appears to be remarkably well-preserved, despite major alterations that were made to the shaft in 1943-44 and 1968. The dumbwaiter's car was replaced by a passenger elevator in 1943-44, and the elevator itself was removed in 1968. The shaft functions today as a closet and as a cold-air return for the heating system installed in 1968. One reason that the dumbwaiter has survived relatively unaltered in this story is because the passenger elevator served the first and second stories only.<sup>521</sup>

Original surviving features of the dumbwaiter are its five-panel Dutch door (described in "Doorways"), and a metal speaking tube mounted to the doorway architrave on its left (south) side. The speaking tube is documented as being a feature of the dumbwaiter by the 1931 residence appraisal. It would have been used to communicate between stories when the dumbwaiter was in operation. The third-story speaking tube is the only surviving remnant of this early communication system.

### Finishes

The service hall has varnished woodwork, and painted walls and ceiling. The varnished elements include the baseboard, doorway and window architraves, the doors, window sashes, and the stair balustrade. The plaster walls, molded ceiling cornice, and ceiling are all painted a cream-yellow color. These finishes are also found in the southwest anteroom and back stair.

Documentation of the hall's finishes is scarce. The earliest written record is the residence appraisal of 1924, which notes that "Additional Improvement to Painting, Trimming and Decorating" had taken place in several rooms, including the "Helps [sic] Hall."<sup>522</sup> This work had presumably been executed sometime after the earlier residence appraisal of 1921. No details of the job are known.

---

<sup>521</sup> Nancy Miller Arnn, Mrs. Edison's niece, recalls that the passenger elevator was installed for Mrs. Edison in 1943-44 and that it rose only to the second story. Information relayed to Glenmont curator Leah Burt in a telephone conversation with Mrs. Arnn on Sept. 3, 1992.

<sup>522</sup> This hall was most likely the service hall in the third story, since the appraisal reads "...Guest rooms-rooms #1-2 and 3- Helps [sic] Hall and five Helps [sic] rooms." The guest rooms and five servants' rooms are all in the third story.

Later work was done in 1952, according to an estimate and bill from painter John H. Petersen. Petersen's estimate, dated April 7, 1952, proposed the following:

**EMPLOYEES['] QUARTERS**

Three story hall fix the cracks and paint two coats on the ceilings and walls.

Woodwork to be cleaned, tucht [sic] up and varnished.

This work was apparently done, judging by a bill received from Petersen dated April 29, 1952.

Additional information on the service hall's painted finishes was derived from the microscopic examination of two samples from the plaster walls: one from the north wall, the other from the east wall of the southwest anteroom.<sup>523</sup> This indicates that the walls of the hall have been painted approximately eight times, and the walls of the later (circa 1905-09) anteroom have been painted about five times. The first, or original, paint layer dating to 1880-81 is a green lead-based paint. All subsequent paint layers are a yellow or cream-yellow color.

**Lighting System**

The service hall has one electric ceiling light fixture. This light is a single, rod-hung style with no shade. The light is operated either by a swivel switch at the socket or by a push-button switch at the east wall, north of the doorway to the master hall. The light and its wall switch were both rewired in 1968.

The installation date of this light fixture is not known. The earliest possible date is 1887, when the house was first wired for electricity. It was definitely in place by 1931, judging by the residence appraisal for that year that listed it as "1 Brass rod hung ceiling fixture, 1 light."

The remnant of what may have been an early gas light fixture is at the east wall. This is a capped pipe that is now painted the same color as the plaster wall. The gas light was most likely made obsolete by the electric ceiling light.

**Electrical Outlets**

The service hall has no electrical outlets.

**Annunciator System**

A wood case is mounted to the projecting north wall of the dumbwaiter shaft. The case contains an annunciator signal board with six stations, arrows, and a signal bell. Gold lettering identifies five of the six stations as follows: "Mrs. Edison, Second South, Second Hall, Second East, [and] Second West." The sixth station, for the "1st Hall," appears to be a later addition because it is penciled on a paper label.

---

<sup>523</sup> The north-wall sample is labeled EDIS 10 P116, and the east-wall sample is labeled EDIS 10 P117.

Also written in gold lettering on the face of the signal board is the name "George R. Boyce, Orange, N.J." Boyce was an electrician who did electrical work at Glenmont during the years 1905 through 1912 and 1914, according to bills in the Edison NHS Archives. He undoubtedly supplied and installed the annunciator, although no specific record has been found.

The annunciator board was definitely in place by 1931, based on the residence appraisal for that year that listed it as "1 Oak case annunciator, 6 drops, including push buttons and wiring."

### Door Bell

A bell mounted to the upper north wall may be the front door bell. Such a bell is known to have existed in 1889, based on a letter from electricians Edwards & Co. to Charles Batchelor dated September 14, 1889, that states "Front door bell Rings in Kitchen & 3d Hall."

### Heating System

The service hall is unheated today, as it was historically. One piece of modern equipment, however, is on the west exterior side of the dumbwaiter shaft. This is a large intake grille for return air that was installed in 1968 as part of the new forced hot-air heating system.

### Fire-Protection System

The service hall has modern Pyrotronics fire-protection equipment installed in 1978. This includes an ionization smoke detector mounted to the ceiling, and an annunciator panel and alarm gong mounted to the wall above the dumbwaiter doorway.

A second, obsolete alarm gong is mounted to the north wall, above the annunciator. It most likely remains from an earlier fire-alarm system installed in the house in 1968.

Two "Brass Pyrene fire extinguishers" were in the service hall in 1921, 1924, and 1930, according to the furnishings appraisals for those years. The fire extinguishers are missing from the hall today.



Figure 183. Hall: Service Port (Room 311), looking southwest, 1960.

## Hall: Master Portion (Room 312)

### General Information

The 1931 residence appraisal recorded only one "Hall" in the third story, with a rear part ("Service Portion") and a front part ("Master Portion"). The master portion of the hall, or master hall, is at the center of the house. Its dimensions were described by the 1931 residence appraisal as being "Irregular," measuring approximately 8 feet by 40 feet.

The master hall may be roughly divided into three sections. A central hall oriented in a north-south direction provides access to five third-story rooms: Mr. Charles' Room (Room 300), Miss Bogue's Room (Room 301), the Bathroom (Room 303), the Blue Room (Room 304), and the Sewing Room (Room 305).

Located at the north end of this hall is a narrow corridor, also oriented in a north-south direction. It appears to have no purpose other than to bring in natural light from the hall's one window. This window, which is an original feature dating to 1880-81, is in the north wall.

The third component of the hall is a semicircular stairwell just west of the two halls described above. The Main Stairway down to the second story curves around the north half of this area. A doorway in the west wall, at the head of the stair, connects with the service portion of the third-story hall. Another doorway in the south wall, opposite the Main Stair, leads to the attic stair.

The appearance of the master hall today dates to 1905, when the third-story bathroom (Room 303) was installed in an original jog off the southeast corner of the central part of the hall.<sup>524</sup> This jog had previously led to the Sun Room (Room 302). The hall was also painted with a "stippled" wall finish by 1905—the same finish that decorates the walls today.

A thorough description of the master hall's architectural features is provided by the residence appraisal of 1931. It is this appraisal that included the term "Hall: Master Portion." The furnishings appraisals of 1921, 1924, and 1930 referred to the master hall simply as the "Third Floor Hall."

The most recent change to the master hall occurred sometime after 1960, when the north ceiling light fixture was relocated to its present position over the Main Stairway. This is described in detail in the section entitled "Lighting."

### Floor

The floor is composed of wood floorboards laid in a north-south direction. The floorboards are presumably original, dating to 1880-81. They are covered with a carpet today, as they were historically.

---

<sup>524</sup> The bathroom is documented by the estimates and bills from the plumber, tile contractor, mason, and carpenter. See the discussion of Room 303 for details.

The floor is at two levels, with that of the north corridor being elevated one step above the rest of the hall. The purpose of this step is presumably to provide head clearance for the Main Stairway, which passes perpendicularly beneath it.

### Walls

Most of the master hall's walls are unchanged from their configuration as constructed originally in 1880-81. The walls are flat, except for the concavely curved west wall of the stairwell. All of the walls have a smooth plaster finish. They are trimmed at the floor by a wood baseboard, and at the ceiling by a wood picture molding and molded plaster cornice.

A new section of wall was built in 1905 to close off the former southeast jog of the hall for the new bathroom (Room 303). This section, which is approximately 7 feet long, is at the south end of the hall's east wall. It matches the adjacent walls by being finished with the same styles of baseboard, picture molding, molded ceiling cornice, and stippled paint finish.

The 1931 residence appraisal listed the hall as having "80 Lineal ft. 10" baseboard" and "98 Lineal ft. 3" picture moulding."

### Ceiling

The ceiling is believed to be unchanged from its original configuration in 1880-81, being flat and plastered. One small portion of the original hall's ceiling is now in Room 303.

### Doorways

Seven doorways open off the main part of the master hall. Of these, six are original doorways dating to 1880-81 and one was added in 1905. Another original hall doorway still exists but is now part of the bathroom (Room 303) created in 1905. See the discussion of Room 303 for information on this doorway.

All of the doorways are trimmed with molded architraves with bull's-eye corner blocks. The individual doorways are described below, in counter-clockwise order.

#### **Doorway to Mr. Charles' Room (Room 300)**

This doorway is at the south end of the central hall's west wall. It is an original doorway dating to 1880-81, with a five-panel door.

#### **Doorway to Miss Bogue's Room (Room 301)**

This doorway is at the east end of the central hall's south wall. It is an original doorway dating to 1880-81, also with a five-panel door.

**Doorway to the Bathroom (Room 303)**

This doorway is at the south end of the central hall's east wall. It was installed in 1905, at the same time as the bathroom. Like the original doorways, the opening is trimmed by a molded architrave with bull's-eye corner blocks. The door itself, however, is completely different, having a large pane of textured glass above two panels.

The door is documented by the bill from carpenter Adolph Vogel dated October 12, 1905. The entry for August 19 includes "clear pine" and "corner blocks" for the trim in the "third floor bath," while the entry for September 11 lists "3d floor bath 1 Door 8.75, 1 lock .90 [and] 1 lead light 7.75."

**Doorway to the Blue Room (Room 304)**

This doorway is near the middle of the central hall's east wall. It is a wide doorway with a seven-panel door (instead of the customary five panels). The doorway is unchanged from its appearance in 1880-81, when Room 304 was a billiard room.

**Doorway to the Sewing Room (Room 305)**

This doorway is at the east end of the central hall's north wall. It is an original doorway dating to 1880-81, with a five-panel door. Just to the left (west) of it is the north corridor of the hall.

**Doorway to the Service Hall (Room 311)**

This doorway is in the center of the curved west wall of the stairwell, at the head of the Main Stairway. It is an original doorway dating to 1880-81, with a five-panel door.

**Doorway to the Attic Stair**

This doorway is in the south wall of the stairwell, opposite the Main Stairway. The doorway is an original feature of the hall, dating to 1880-81. Like the doorway to Room 304, the attic doorway is wide, with a seven-panel door.

**Window**

The hall has one large window (W-304), in the north wall of the narrow corridor. This is an original feature of the hall, dating to 1880-81. It has a molded architrave, a bull's-eye corner block on the west side only (there is insufficient room on the east side), and double-hung sashes. Each sash is glazed with 28 panes of glass.

The window is unchanged from its appearance in 1931, when it was recorded by the residence appraisal for that year as being "1 Double hung window, 4'0" x 5'0" x 1-5/8", 56 lights."



### Main Stairway

The Main Stairway down to the second story is in the west semicircular stairwell of the master hall. The stair curves around the northwest corner of the stairwell, then continues its descent to the second story in a straight run. For a detailed description of the stair, see the section on the Second Floor Hall (Room 214).

The stairwell is open to the second story, and so has a wood balustrade to provide protection. The balustrade wraps around the east, south, and west sides of the stairwell, and continues down the south side of the stairway. The balustrade is composed of a handrail, a corner newel, and numerous balusters. It is believed to be unchanged from its original appearance as constructed in 1880-81.

### Attic Stair

A stair to the attic exists in an enclosure that is reached by a doorway in the south wall of the stairwell area. This stair, which ascends southward, is believed to be an original feature of the house dating to 1880-81. The enclosure has plaster walls and a plaster ceiling. The stair is a straight run of wood steps, with a wood handrail mounted to the west wall only. An identical handrail formerly existed on the east wall. It was removed during structural contract work in 1985, and is stored in the attic.

The attic stair was recorded by the residence appraisals of 1921, 1924, and 1931. The 1921 and 1924 appraisals both described the following:

- 1 Flight attic stairs, from third floor hall to attic floor level, housed stringers, hand rails, etc.

The 1931 appraisal is even more detailed, listing:

- 1 Flight of pine box stairs, 3'0" wide, 15 treads and risers, 2 wall hand-rails, from Third Floor to Attic.

### Finishes

The master hall has varnished woodwork, decoratively painted walls and cornice, and a plain painted ceiling. Varnished woodwork elements include the wood floorboards, the baseboard, the doorway and window architraves, the doors, the window sashes, and the stairway balustrade. The plaster walls and cornice are painted a brown color in a technique known as stippling, and the plaster ceiling is painted white.<sup>525</sup>

---

<sup>525</sup> For a detailed description of stippling, see the section entitled "Main Stairway, Finishes."

The hall's original finishes are believed to have included varnished woodwork (as exists today), green-painted walls, a yellow-painted cornice, and a decorated ceiling. The green and yellow paints were identified by a microscopic examination of paint samples from the wall and cornice.<sup>526</sup>

The presence of an existing decorative ceiling is alluded to in an estimate and bill for later repair work in 1905. The estimate states "part of hall ceiling on 3rd floor to be washed off, tinted and decorated to match rest." This work was actually done, based on the later bill that says "Small hallway: Ceiling in main hall, washed off, tinted and redecorated."<sup>527</sup>

Concurrent work in 1905 included the application of a "stippled" finish on the walls. The estimate for the work states "walls of 3rd story hall to receive one coat of paint and stippled"; the final bill reads "walls in main hall touched up, painted one coat & stippled."<sup>528</sup> This stippled finish was presumably similar in appearance to the stippling on the walls today. The hall doors were also cleaned and varnished in 1905 under the direction of E.W. Peckham.<sup>529</sup>

The walls were stippled a second time in 1924 by Charles A.W. Rinschede. The estimate from Rinschede, dated April 4, 1924, proposed the following:

SECOND AND THIRD FLOOR HALLS:-

To stipple walls with powdered gold bronze as per sample. \$75.-

The work was presumably done, based on a handwritten note in the margin that reads "accepted."

It is not known when the hall ceiling began to be painted a plain white color. The earliest mention of such a treatment is an estimate from John H. Petersen dated April 7, 1952, which included the following work in the third story: "Hall ceiling to be plastered and painted two coats, white." The work was done shortly thereafter, judging by a bill from Petersen dated April 29, 1952.

Repairs were made to the walls most recently in 1985. Cracks were cut out at that time, the walls were patched, and the patches were stippled to match the existing finish.

The plaster walls and ceiling of the attic-stair enclosure are not stippled, but are painted green. The microscopic analysis of two paint samples from these elements indicates that the attic-stair enclosure has been painted only twice: once with a yellow paint, and later with a green

---

<sup>526</sup> Paint sample EDIS 10 P118 was removed from the hall's west wall, and sample EDIS 10 P119 was removed from the cornice. The early paints were also tested and found to contain lead.

<sup>527</sup> The estimate from painters Smith & Company is dated Aug. 11, 1905, and the bill is dated Nov. 1, 1905. Edison NHS Archives.

<sup>528</sup> See footnote 527.

<sup>529</sup> Estimate and specifications from E.W. Peckham dated June 12, 1905. Edison NHS Archives.

paint.<sup>530</sup> The enclosure thus appears to have been treated like the attic hall (Room A3), rather than the master hall.

The only record of painting in the stair is a bill from Smith & Blatherwick dated May 2, 1910, which states "painting Attic Stairs 2 flyghts [sic] 2 coats." This may refer to the existing green paint.

### Lighting System

#### **Ceiling Light Fixtures**

The master hall has two rod-hung ceiling light fixtures. One is in the central hall; the other is over the Main Stairway. Both are of similar style, with a single unshaded light bulb. The stair fixture differs by having a second fixture attached to it, which hangs by a cord to provide additional light to the stair.

The hall fixtures may be operated either individually by a swivel switch at the socket, or remotely by a push-button switch on the west wall north of the doorway to the service hall (Room 311). The fixtures and the switches were both rewired in 1968.

It is not known when the two electric lights were installed in the hall. The earliest possible date is 1887, when the house was first electrified. The fixtures definitely existed by 1931, based on the residence appraisal for that year, which recorded the hall as having "2 Brass rod hung ceiling fixtures, 1 light" and "1 Switch, 2 gang."

Alterations have been made to the stair light fixture since 1960, based on a photograph of the hall taken in that year. This shows the light fixture as then being at the north end of the central hall, near the doorway to the Blue Room (Room 304). Sometime after 1960, the fixture was moved to its present location over the stair. The cord-hung "piggyback" light fixture may also have been added at this time. The relocation work may have been done in 1968, when the house was rewired, although no reference to it exists on the plan for the work.

#### **Missing Gas Light Fixture**

All that remains of the master hall's early gas light fixture is a capped pipe. This pipe, which is painted the same color as the wall, is in the east wall of the central hall between the doorways to Rooms 303 and 304.

### Electrical Outlets

The master hall has only one electrical outlet. This is an outlet adapter that is screwed into the socket of the stair fixture. The outlet was installed after 1960, and is used by the cord-hung "piggyback" light fixture in the stairwell.

---

<sup>530</sup> One sample was removed from the wall (EDIS 10 P120); the second sample was removed from the ceiling (EDIS 10 P121).

**Heating System**

The hall is unheated today, as it was historically.

**Fire-Protection System**

The master hall has one Pyrotronics ionization smoke detector mounted to the ceiling. It was installed as part of an integrated fire-protection system for the house in 1978.

Fire-fighting equipment in the hall during the Edison years included "1 Accurate copper fire extinguisher" and "2 Fire pails." These were listed in the furnishings appraisals for the years 1921, 1924, and 1930. A photograph of the hall taken in 1960 shows a fire extinguisher in the north hall west of the doorway to the Sewing Room (Room 305). The locations of the fire pails are not known.




Figure 184. Hall: Master P... (Room 312), looking south, 1960.



Figure 185. Hall: Master Portion (Room 312), looking north, 1960.

# ATTIC

## General Description

The attic is an original feature of the house as constructed in 1880-81. The attic, like the Kitchen, was "finished in natural pine," according to an article published in *American Architect and Building News* in August 1881.<sup>531</sup>

The attic is a large walk-in space roughly cruciform in shape, with tall ceilings. The south "wing" is partitioned to form a number of rooms. These include two finished rooms, a cedar-lined closet, and an unfinished storage room. They are clustered around a wide hall running north-south. The hall itself is partitioned lengthwise into a narrower corridor and a separate stair enclosure. The corridor leads to the rest of the attic, which is unfinished, with exposed wall and roof framing. The original water storage tank for the plumbing system is in the west wing.

The residence appraisals of 1921 and 1924 described the attic as being divided into three areas, including a "Bedroom," a "Store Room," and a "Storage Attic." The 1931 residence appraisal was more specific, identifying five separate areas as follows: "Stair Hall, Bed Room, Cedar Closet, Store Room, [and] Unfinished Attic."

The attic has functioned primarily as a storage area over the years. This is indicated by the 1886 inventory and the furnishings appraisals of 1921, 1924, and 1930. Items stored in the "Attic" and its "Store Room" ranged from large pieces of furniture and trunks to small glass vases and figurines.

For a short while only during the Edison years, the attic also served as a play area for the Edison children. Theodore Edison, who was born in 1898, recalled spending hours in the "attic playroom" when he was a youth. The "playroom" has been identified as the finished room on the south side of the attic.

The National Park Service has done work in the attic, beginning in the 1960's. The water storage tank was drained and disconnected in 1963.<sup>532</sup> Heating equipment was installed in 1968, as part of the new forced hot-air heating system, that included ductwork, a supply fan, and a return-air plenum.<sup>533</sup> Modern fire-protection equipment was installed in 1978.<sup>534</sup> Most recently, in 1985, structural steel reinforcing was introduced in the floor of the attic. The steel is supported by columns passing down through the house and seated in the cellar.<sup>535</sup>

---

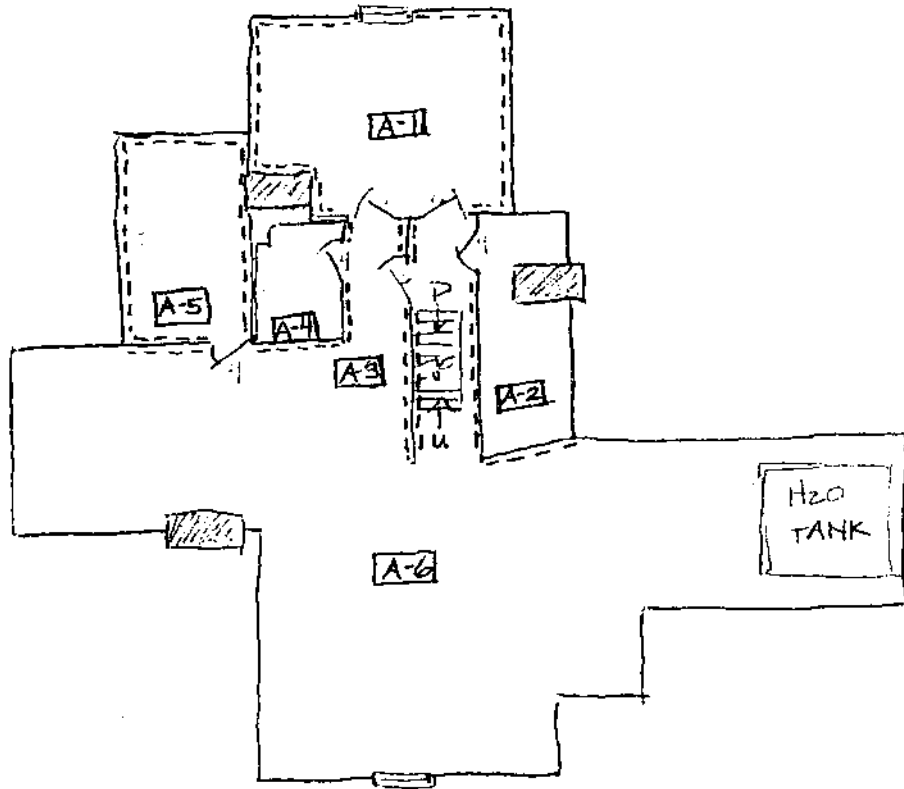
<sup>531</sup> "House for Mr. Henry C. Pedder."

<sup>532</sup> NPS purchase order no. EDIS 20-105, dated 1963.

<sup>533</sup> NPS contract CX 14-10-7-981-93, "Electrical and Heating Systems: Glenmont." Edison NHS.

<sup>534</sup> NPS contract CX 1600-8-9002, "Fire Protection, Intrusion, and Electrical." Edison NHS.

<sup>535</sup> NPS contract CX 1600-4-0055, "Stabilize Interior of Glenmont." Edison NHS.



N 1/8" = 1'0"

--- = PL WALLS / CEILING

Figure 186. Attic floor plan, 1993.



## Bed Room (Room A1)

### General Information

The "Bed Room" is one of two finished rooms in the south wing of the attic. It was so called in the residence appraisal of 1931, which also listed the room's dimensions as being 14 feet by 22 feet. However, there is no evidence that the room was ever used as a bedroom.

The room is believed to have been constructed originally in 1880-81 as a storage room. It may have been converted to a playroom in 1889 for Thomas Edison's children by his first wife.<sup>536</sup> This is the year in which a call button for the annunciator system was installed in the "Play Room," and two rooms were painted in the attic.<sup>537</sup> The room may have continued in this use for several years, based on the remembrances of Theodore Edison, who recalled playing in the attic as a child.<sup>538</sup>

A decorative cylindrical steam heater in the northwest corner of the room may have been moved here from one of the second-story rooms (Room 212) during renovations in 1909-10. For more details on the heater, see the section entitled "Heating System."

The north wall of the room was impacted in 1985, when portions were removed during structural-reinforcement work.

### Floor

The floor is composed of the same wide floorboards that are found elsewhere in the attic. The floorboards are presumably original, dating to 1880-81.

### Walls

Some of the walls are flat, while others have portions that slope to conform to the angle of the roof. All of the walls are plastered. The north wall has areas of missing and patched plaster where structural reinforcing work was carried out in 1985.

### Ceiling

The ceiling is flat and plastered.

---

<sup>536</sup> These were Marion Estell, William Leslie, and Thomas, Jr., who were approximately 15, 13, and 11 years old, respectively, in 1889.

<sup>537</sup> The call button in the "Play Room" is described in a letter from Edwards & Co. to Charles Batchelor dated Sept. 14, 1889. The two attic rooms were painted in July 1889, according to a bill from painter R.F. Birdsall dated Oct. 9, 1889. Edison NHS Archives.

<sup>538</sup> Thomas and Mina's three children were Madeleine (b. 1888), Charles (b. 1890), and Theodore (b. 1898).

### Doorways

The room has two doorways in the north wall, both of which open to the wide center hall (Room A3). The westerly doorway leads to the stair enclosure and the stairway down to the third story, while the easterly doorway leads to the corridor. Both doorways are believed to be original features of the room, dating to 1880-81.

The two doorways are similar in appearance, each having a molded architrave with no corner blocks, a transom window with a two-light sash, and a six-panel door with white glass doorknobs. Each door is hinged on the interior side of its opening to swing open into the room; the transom sashes are top-hinged. The westerly doorway has a wood threshold, while the easterly doorway has no threshold.

The 1931 residence appraisal recorded the two doorways as "2 Doors, 3'3" x 6'4" x 1-3/4", 6 panels with 1'4" transom, 2 lights."

### Windows

The room has two windows. One is an exterior window in the south wall (W-402); the other is an interior window in the north wall. Both are believed to be original features of the room, dating to 1880-81.

The exterior window is centered in the south wall. It is trimmed by a molded architrave with no corner blocks. The two sashes are double-hung and glazed with 12 panes of glass each. The window is unchanged from its appearance in 1931, when it was recorded by the residence appraisal for that year as "1 Double hung window, 2'8" x 4'6" x 1-5/8", 24 lights."

The interior window is in the upper east side of the north wall. Its purpose is to provide natural light to the adjacent north cedar closet. The window is small, with a molded architrave having no corner blocks and a single stationary sash glazed with one pane of glass. The 1931 residence appraisal listed the interior window as being part of the "Cedar Closet."

### Storage Bays and Shelves

The east and west sides of the room have three built-in storage bays each. These bays are wood-framed and surmounted by a wide wood shelf. They utilize the otherwise-useless space below the steeply sloping walls. They are presumably an original feature of the room, dating to 1880-81.

Design details of the storage bays include molded wood trim, wood shelf supports at the north and south ends, and decorative metal shelf supports at the center spans. The wide openings have no doors, nor is there any physical evidence of doors.

### Finishes

The room has varnished woodwork, painted lower walls and ceiling, and wallpapered upper walls. The varnished woodwork elements include the doorway and window architraves, doors,

window sashes, and the frames and shelves of the storage bays. The paint on the lower walls is a tan color, and the paint on the ceiling is white.

The wallpaper on the upper walls includes a lining paper, a body paper, and a border paper. The body paper, which is applied over the plain lining paper, is a machine-printed design of pink flower clusters, with trailing green and gray foliage, printed over a background of gray and white stripes. The border paper, which is approximately 3 inches wide, is a stylized floral design executed in black, red, and moss-green flocking on a striped yellow ground.

No specific records exist for the paint and wallpaper finishes in this room. Painter R.F. Birdsall may have worked here in 1889, based on his bill dated October 9, 1889, for "Painting Kitchen & 1 Room in Attic," and "Painting 1 Extra Room in Attic." Painters Smith & Blatherwick also may have been here in 1910, as suggested by their bill of May 2, 1910, for "Painting ceiling in Attic Room 2 coats." No bills have been found that mention the attic wallpaper.

Additional information was learned about the room's finishes by examining three paint samples under the microscope. One sample each was removed from the lower wall, the upper wall, and the ceiling.<sup>539</sup> The lower and the upper walls were both observed to have two layers of cream-color paint. The wallpaper at the upper walls covers this paint, suggesting that the room was painted originally, and that the wallpaper was installed later. The ceiling, on the other hand, has approximately four layers of paint, the most recent of which is white.

Samples of the body and border wallpapers were sent to the Cooper-Hewitt Museum of Decorative Arts and Design in New York City in 1971-72 for a professional assessment.<sup>540</sup> The reply from wallpaper expert Catherine Lynn Frangiamore, dated January 18, 1972, was as follows:

The wallpaper...is in the style of the French floral patterns made popular in the 1850s. Similar floral patterns enjoyed constant popularity in this country past the end of the 19th century. This appears to be a machine-printed version of that long popular style.

The border paper...seems within the spirit of borders of the 1880's and 1890's which survive in this collection, though I cannot be absolutely sure of its date. Is there any record which would give substantiation to the very good probability that these papers date from about the time of the building of the house?

Unfortunately, no such documentation has been found for either the body or the border wallpaper.

---

<sup>539</sup> The paint samples were labeled EDIS 10 P122, P123, and P124, respectively.

<sup>540</sup> The Cooper-Hewitt Museum is affiliated with the Smithsonian Institution.

### Lighting System

The room has one electric light fixture mounted to the north wall east of the eastern doorway. It is an upward-pointing gooseneck style, with one bulb that is activated by a swivel switch at the socket. The existing fixture was rewired in 1968.

The installation date of this light fixture is not known. The earliest possible date is 1887, when the house was first wired for electricity. The fixture was most likely in place by 1931, based on the residence appraisal for that year that recorded the room as having "1 Brass wall fixture, 1 light."

The 1931 residence appraisal also noted the room as having "1 Cord Drop." No such fixture exists in the room today, nor is there any physical evidence of a ceiling light. The appraisal may in fact have referred to the cord drop in the adjacent hall to the north, Room A3.

### Electrical Outlets

A modern duplex electrical outlet is mounted to the south wall, east of the window. The outlet powers a large electric fan in the window. The outlet and the fan were most likely installed at the same time. No record has been found of this work, although it is known to have been done by the National Park Service sometime after the house was rewired in 1968.

### Window Fan

A modern window fan in the south window ventilates the attic in the warm summer months. It was installed by the National Park Service sometime between 1968 and 1986.

### Annunciator System

The Bed Room was served by the Edisons' annunciator system. It has one call button, on the north wall east of the eastern doorway and beneath the light fixture. The button is housed in a carved wood base, similar to the button in the first-story Library (Room 104).

This button may have been installed in 1889, based on a letter from electricians Edwards & Co. to Charles Batchelor dated September 14, 1889. The letter mentions buttons in several rooms, including the "Play Room," that rang "to [the] annunciator in Kitchen." This annunciator board in the Kitchen was replaced around 1905 with the existing annunciator board, which has no station for the attic playroom.

### Heating System

The room is unheated today. This has not always been the case, however, based on the presence of an obsolete steam heater in the northwest corner of the room.<sup>541</sup> This heater differs from the steam radiators in the house by having a cylindrical casing that is painted white with a

---

<sup>541</sup> The heater is connected to a pipe in the floor; it is not in loose storage.

decorative floral design and gold detailing. It is seated on a white-painted, cast-iron base, which is imprinted with the following information: "Edward E. Gold & Co. New York Gold's patent steam compound coil wrought iron circulating heater Pat. Mar. 16, 1880, Pat. May [?], 1881."

This heater may have been located originally in one of the second-story rooms. It fits the description of the heater in Room 212, which was called both the "Boudoir" and the "Pink Room" in 1887. A bill from Pottier & Szymus dated July 5, 1887, described the following work on the boudoir heater:

Refinishing and Decorating Circular Heater Casing in white & gold as per  
bill of Edward E. Gold & Co. \$15—

The heater in the boudoir was replaced by a steam radiator in 1909 when that room was converted to a bathroom. No record of its reuse has been found. It appears, however, that the heater was reinstalled in the attic room. It may have been disconnected in 1968, when the existing heating system of forced hot air was installed.

### Fire-Protection System

A Pyrotronics ionization smoke detector is mounted to the ceiling. It was installed in 1978 as part of an integrated fire-protection system for the house.



Figure 187. Bed Room (Room A1), looking north, 1960.

## Storage Area (Room A2)

Room A2 is an unfinished storage area to the west of the wide center hall (Room A3). Access is provided by a doorway leading from the stair-enclosure portion of the center hall. See the subsequent section "Stair Hall (Room A3)" for more information about this doorway.

Space within the room is restricted by the sloping walls of the roof and the presence of an original 1880-81 chimney (no. 5). The floor is composed of wood floorboards, and the walls and ceiling are exposed wood structural framing. The room has no windows and no electric light fixtures.

No documentary records have been found on this room. It is not described in the residence appraisal of 1931, as are the other areas of the attic.

## **Stair Hall (Room A3)**

### **General Information**

The wide center hall running north-south in the south wing of the attic was called the "Stair Hall" by the 1931 residence appraisal. As explained previously, it is partitioned lengthwise into two parallel sections. The east section is a corridor that links the south and north halves of the attic. The west section is a stair enclosure that serves two stairways.

### **Floor**

The south end of the stair enclosure is floored with wide floorboards oriented in a north-south direction. The floorboards are presumably original, dating to 1880-81. The north end is occupied by the stairwell of the stairway down to the third story.

A structural I-beam traverses the floor of the corridor, at an angle; it does not extend into the stair enclosure. The beam was installed as part of structural repair work to the house in 1985.

### **Walls**

The walls in both the corridor and stair enclosure are finished with lath and plaster that presumably date to 1880-81. There are large areas where plaster has been lost, exposing the wood lath.

The walls are finished at the floor by a wood baseboard. The baseboard is similar in style to the baseboard in the third-story master hall (Room 312).

### **Ceiling**

Most of the ceiling is the exposed roof framing. There is ceiling plaster in the stair enclosure above the stairway down to the third story. Like the walls, the ceiling plaster is thought to be original, dating to 1880-81.

### **Doorways**

The hall has five doorways. All are believed to be original features of the attic, dating to 1880-81.

All of the doorways have molded architraves with no corner blocks, and paneled wood doors with white glass doorknobs. Details of each doorway are noted below.

#### **Doorway to Storage Area (Room A2)**

The doorway to the unfinished storage area is at the south end of the west wall of the stair enclosure, at the head of the stair down to the third story. It has a four-panel wood door.



**Doorways to Bed Room (Room A1)**

Two doorways connect the hall with the Bed Room (Room A1), which is also known as the playroom. One is in the south wall of the stair enclosure; the other is in the south wall of the corridor portion of the hall. Thus, the bedroom therefore can be accessed directly from either the third-story stairway or the rest of the attic. Each doorway has a six-panel wood door and a two-light transom window.

**Internal Doorway**

The stair enclosure and the corridor are linked by a doorway at the south end of the partition between them. This doorway has a four-panel wood door.

**Doorway to Cedar Closet (Room A4)**

A doorway to the cedar closet is at the south end of the east wall of the corridor. It also has a four-panel wood door.

**Windows**

The only windows in the hall are the transoms above the two Bed Room doorways in the south wall. Each transom sash has two panes of glass and two top-mounted hinges. The transoms are presumably original features dating to 1880-81.

**Stairways**

As stated previously, two stairways are associated with the stair-enclosure portion of the attic hall. The stairway from the third story ascends to it, while the stair from the attic to the roof deck ascends within it. The stairway from the third story is described in the section entitled "Hall: Master Portion (Room 312)." The stairway to the roof is described here.

The steps to the roof deck ascend straight in a southerly direction over the stairway to the third story. They are of plain wood-frame construction. The east and west walls on either side were plastered originally, as evidenced by wood lath and a small section of painted plaster remaining at the north end of the east wall. The ceiling is the exposed framing of the roof.

At the top of the stair in the ceiling is an opening with a wood hatch cover hinged on the west side. This doorway is the only access to the roof deck from the interior. The doorway also functions as a passive ventilator for the attic when the hatch cover is left open. Insects and birds are prevented from entering by a set of three screens that slide on tracks to cover the opening. The date of the screens is not known.

The stair was recorded by the residence appraisal of 1931 as "1 Flight of pine box stairs, 5'6" wide, 15 treads and risers from Attic to roof deck." The appraisal also listed the door to the roof deck as being a "Hinged hatch door, 3'0" x 8'0"."

### Finishes

The hall has varnished baseboards and green-painted plaster walls (where the plaster remains). The floor is plain and unfinished.

There is no documentation for finishes in the attic hall proper. However, as explained previously, the enclosure of the stairway from the third-story master hall (Room 312) was treated not like the master hall, but like the attic hall. (Paint analysis shows that the walls and ceiling of the enclosure have been painted only twice.) There is a bill from painters Smith & Blatherwick dated May 2, 1910, for "painting attic stairs 2 flyghts [sic]." The existing green paint may thus have been applied in 1910, although this is not known for certain.

### Lighting System

The hall has two electric light fixtures. Each is suspended from the ceiling by a long cord and has one exposed bulb. One fixture is in the west stair enclosure, at the head of the stair to the third story. The other fixture is in the corridor, near the north, unfinished part of the attic. Both fixtures were rewired in 1968.

The installation date of the two light fixtures is not known. The earliest possible date is 1887, when the house was first wired for electricity. They appear to have existed by 1921, based on the residence appraisal for that year that recorded the attic as having "3 1 light cord drop lights."

### Electrical Outlets

A modern electrical outlet is at the north end of the west wall of the corridor portion of the hall. The outlet was installed in 1968.

### Electrical Panels

Two boxes housing electrical panels are in the corridor portion of the hall, attached to the west wall. One is an obsolete wood box; the other is a modern metal box in use today.

The sides of the wood box are painted the same green color as the walls; the front surface only is unpainted. Two paper labels in deteriorated condition are tacked on the interior side of the door. Each is typewritten and headed with "Glenmont Electric fuses - Attic 1939." The fuses listed thereafter are for electrical outlets and light fixtures in the second, third, and attic stories. This electrical box was in use until 1968. Its original date of installation is not known.

The metal electrical box, labeled "Panelboard B," is north of the old electrical box. It contains circuit breakers for light fixtures and receptacles in the second, third, and attic stories. The panel was installed in 1968.

**Plumbing System**

A water spigot with a copper supply pipe is in the corridor portion of the hall, at the west wall. The spigot existed by October 1960, based on its presence in a photograph of that date (fig. 188); its original installation date is not known.

The remnant of a drain pipe is also at this wall, north of the water spigot. The pipe was partially disconnected in 1985 to make room for a new structural steel truss. The pipe appears to have functioned originally as a drain for the roof deck.

**Heating System**

The attic hall is unheated today, as it was historically. However, heating ducts for the forced hot-air heating system do pass through the attic at the ceiling. The heating system and its ductwork were both installed in 1968.

**Fire-Protection System**

The corridor portion of the hall has modern Pyrotronics fire-protection equipment installed in 1978. This includes an ionization smoke detector mounted to the ceiling, and a box at the west wall labeled "PYR-A-LARM."

## Cedar Closet (Room A4)

### General Information

The "Cedar Closet" is on the east side of the attic hall. The room was so called by the 1931 residence appraisal, which also recorded its dimensions as measuring 6 feet by 8 feet 6 inches.

The Cedar Closet may be an original feature of the house, although no documentation has been found to verify this. It was most likely used to store fabrics (such as draperies, carpets, and clothing) that were vulnerable to moth infestation.

### Floor

The floor is composed of wide, unfinished floorboards. These appear to be the same pine floorboards that are found elsewhere in the attic.

### Walls and Ceiling

The walls and ceiling are both paneled with cedar boards. These boards were recorded by the 1931 residence appraisal as "360 Sq. ft. cedar lining."

### Doorways

The room has one doorway, at the south end of the west wall, which connects with the corridor portion of the hall. The doorway has a plain-board architrave and a four-panel door with a white glass doorknob. The door was recorded by the residence appraisal of 1931 as "1 Door, 2'8" x 6'4" x 1-3/4", 4 panels."

### Windows

Two interior windows allow some natural light to enter the closet. One window is at the west end of the south wall; the other is at the west end of the north wall. Each has a stationary sash and is trimmed by a plain-board architrave.

The south window is the smaller of the two windows, being glazed with only a single pane of glass. It receives its light from the exterior window of the adjacent Bed Room (Room A1).

The north window is wider than the south window, and is glazed with two panes of glass. It receives its light from the more distant window in the north wall of the unfinished attic.

The 1931 residence appraisal incorrectly recorded both closet windows as having "2 Fixed sash, 2'6" x 1'6", 2 lights."

**Shelves and Drawers**

The north and south walls each have four open shelves above built-in drawers. These were described in the 1931 residence appraisal as "72 Sq. ft. cedar shelf; 1 Section of 4 cedar drawers; [and] 1 Section of 2 cedar drawers."

The bottom tier of drawers is missing today from the north side of the room, having been displaced in 1985 by a structural steel beam. The drawers on the south side of the room, however, remain intact.

**Hooks**

Ten brass hooks are mounted to the east wall. One additional hook is missing, judging by remaining shadow evidence and screw holes. The age of the hooks is not known, lacking any documentary record.

**Finishes**

All of the woodwork in the Cedar Closet has been left unfinished.

**Lighting System**

The closet has one ceiling-mounted electrical light fixture. It has a white porcelain base and a single bulb operated by a pull string. This appears to be a modern fixture that may have been installed in 1968 when the light was rewired.

The residence appraisal of 1931 recorded the Cedar Closet light fixture as being "1 Brass ceiling fixture, 1 light." This early light fixture is missing from the room today.

**Electrical Outlets**

No electrical outlets are in the Cedar Closet.

**Heating System**

The Cedar Closet is unheated today, as it was historically.

**Fire-Protection System**

A modern Pyrotronics ionization smoke detector is mounted to the ceiling. It was installed in 1978.

## Store Room (Room A5)

### General Information

The Store Room is a finished room of moderate size in the southeast corner of the attic. Its dimensions were recorded by the 1931 residence appraisal as measuring 10 feet by 10 feet. The room was then called the "Store Room."

The Store Room is believed to be an original feature of the attic, dating to the construction of the house in 1880-81. It is the only storage area in the attic finished with lath, plaster, and baseboards.

### Floor

The floor is composed of wide unfinished floorboards. The floorboards are presumably original, dating to 1880-81.

A later feature is a steel I-beam that crosses the floor in a diagonal east-west direction. The beam was installed in 1985.

### Walls

The walls are flat, plastered, and trimmed with baseboards. The south wall is steeply sloped, due to the configuration of the roof, and the west wall projects at the location of chimney no. 7.

A large section of plaster was removed from the west wall in the northeast corner during structural stabilization work in 1985. The area was replastered (but not repainted) in 1991.

The room's baseboards were described by the residence appraisal of 1931 as "36 Lineal ft. 10" baseboard." No other wall components were recorded by the appraisal.

### Ceiling

The ceiling, like the walls, is flat and plastered. An area of plaster loss in the northwest corner of the ceiling was repaired in 1991.

### Doorways

One doorway, at the west end of the north wall, connects the room with the unfinished portion of the attic. The doorway is trimmed with a molded architrave with no corner blocks. It also has a four-panel door with a white glass doorknob, and a transom window with a two-light sash.

The 1931 residence appraisal inaccurately recorded the door as being "1 Door, 2'8" x 6'4" x 1-3/4", 6 [sic] panels." No mention was made of the transom, which appears to be an original feature of the doorway.

### Windows

The Store Room has no windows, except for the transom over the doorway.

### Finishes

The room's woodwork (not including the floor) is varnished, and the plastered walls and ceiling are painted a tan-yellow color. Those portions of the plaster walls and ceiling that were repaired in 1991 are unpainted.

The only documented reference to painting in this room is the bill from R.F. Birdsall dated October 9, 1889, that notes "Painting Kitchen & 1 Room in Attic" and "Painting 1 Extra Room Attic." It is likely that one of these two rooms was the Store Room.

Additional information about the painted plaster was derived from the microscopic analysis of one paint sample from the north wall.<sup>542</sup> The sample has two layers of paint. The first (earliest) paint layer is a white lead-based type; the second paint layer is the existing tan-yellow paint, which contains no lead. It is not known which paint layer was applied by Birdsall in 1889.

### Lighting System

One modern electric light fixture is mounted to the west wall. The fixture has a white porcelain base and a single bulb operated by a toggle switch at the north wall, east of the doorway. The light fixture and its switch were both installed in 1968.

The physical and documentary evidence both suggest that the room was lacking an electric light fixture until 1968. No physical remnants of an earlier fixture were found in the room, nor is an existing light fixture recorded by either the 1931 residence appraisal or the 1968 rewiring plan for the house. Rather, the rewiring plan specified a new light fixture as follows: "Fixture Type 'B' 150 Watts."

### Heating System

The Store Room is unheated today, as it was historically. However, modern heat ducts do pass through the room at the south wall and ceiling. The ducts were installed in 1968 as part of a new forced hot-air heating system, which is in use today.

### Fire-Protection System

A Pyrotronics ionization smoke detector is mounted to the ceiling. It was installed in 1978.

---

<sup>542</sup> Paint sample EDIS 10 P125.

## Unfinished Attic (Room A6)

### General Information

The "Unfinished Attic" was so named by the residence appraisal of 1931. It consists of the west, north, and east wings of the attic, which relate to three major gables at the west, north, and east sides of the roof. The Unfinished Attic is connected to the finished south wing by the corridor portion of the Stair Hall (Room A3).

The original water storage tank is at the west end of the west gable area; modern heating equipment for other parts of the house was installed in all three areas in 1968.

### Walls and Ceiling

The walls and ceiling are mostly unfinished, being composed of exposed wall studs, roof rafters, trusses, and sheathing boards.

A few of the walls in the Unfinished Attic are plastered and trimmed with baseboards. These are the north-facing walls of the three adjacent south-wing rooms: the storage area (Room A2), the Cedar Closet (Room A4), and the Storage Room (Room A5).

### Doorway

One doorway connects the east wing with the Store Room (Room A5). This doorway is at the west end of the south wall. It has a molded architrave, a four-panel door, and a two-light transom window. It is believed to be unchanged from its original (1880-81) appearance.

The opening to the corridor portion of the Stair Hall (Room A3) is completely open, with no doorway trim or door.

### Window

One original window (W-401) is in the north wall of the north wing. The window has a molded architrave with no corner blocks and double-hung sashes, each glazed with 12 panes of glass.

The 1931 residence appraisal recorded the window as "1 Double hung window, 2'8" x 4'4" x 1-5/8", 24 lights."

### Lighting System

Three electric fixtures light the Unfinished Attic today. One is an old cord drop, which is suspended from the ceiling in the north gable area. Two are modern fixtures with white porcelain bases mounted to the rafters; they are located in the east and west gable areas. The modern fixtures were installed in 1968, at which time they were specified to be "Fixture Type 'B' 150 Watts." The existing cord drop fixture was also rewired in 1968.



The 1931 residence appraisal recorded the "Attic" (meaning the Unfinished Attic) as having "3 Cord drops." Photographs of the attic dated October 1960, however, show four cord drops. Two were in the center of the Unfinished Attic; one was at the north end of the north gable area; and one was at the west end of the west gable area. Only one of these was retained in 1968.

### Telephone Equipment

An old telephone connection box is mounted to the south plaster wall west of the doorway to the Store Room (Room A5). This is a metal box that is similar in appearance to the telephone box in the Sewing Room (Room 305). The attic box is imprinted with the words "Western Electric - GC52."

The interior of the box has four bundles of disconnected wires, three of which are tagged with white labels. Writing in pencil on the labels reads as follows: "Office 3rd Floor & 2nd Floor Hall," "Bed Room," and "Sitting Room."

The date of this box is not known. A likely date, however, is circa 1930, when the third-story Sewing Room (Room 305) began to be used as an office.

### Plumbing System

The original water storage tank for the house is at the west end of the west wing. Water was pumped up to the tank from the cisterns, and from there was distributed to the plumbing fixtures throughout the house. The water tank was in use from 1880-81 until 1963. The plumbing system was modernized in 1963, which involved disconnecting the attic tank. The tank was then drained of its water and left in place in the attic. Here it remains as an artifact of the early plumbing system.

Although obsolete today, the water tank is unchanged from its appearance in 1931. The residence appraisal for that year described:

- 1 Metal lined pine tank, 4'0" x 12'0" x 4'6", with iron rods and beaded pine cover, including piping and connections to Pump in Basement.

### Heating System

The Unfinished Attic is unheated today, as it was historically. However, heating equipment for the new forced hot-air heating system was installed here in 1968. One of two supply fans is at the north end of the north wing.<sup>543</sup> Ductwork also branches throughout the attic, including the north, east, and west wings. This heating equipment is in use today.

### Fire-Protection System

The Unfinished Attic has several Pyrotronics ionization smoke detectors installed in 1978. A large halon-gas tank, also installed in 1978, is in the north wing.

---

<sup>543</sup> The second supply fan is in the cellar.



Figure 188. Unfinished Attic (Room A6), looking southwest, 1960.



Figure 189. Unfinished Attic (Room A6), looking west, 1960.



Figure 190. Unfinished Attic (Room A6), looking northeast, 1960.

## UTILITIES

### **Gas System**

#### General Information

Public utility gas is used in the house today to fuel the heating system only. The heating system was changed from coal to gas by the National Park Service in 1967.

Gas was also used in earlier years for lighting (1880-81 to circa 1931), to fuel the kitchen range and laundry stove (1917 to after 1931), and to heat water (circa 1921 to after 1963). Remnants of the obsolete gas lighting system, the kitchen range, and the laundry stove survive in the house today. The old gas water heaters have been removed and discarded.

#### History

##### **Pedder Ownership (1880-84)**

Gas was used during the Pedder years for lighting, and to fuel gas logs in the Parlor fireplace (Room 100).

Gas was originally produced by a gas machine on the property, as indicated by a map dated 1882 by Mead & Taylor, Engineers.<sup>544</sup> This shows a gas vault located midway between the house and the northeast barn, and a "gas pipe" connecting the vault with the two buildings. The pipe entered the house at its northeast corner and the barn at its northwest corner. Machinery to generate the gas was located in the vault, which was underground, and in each of the two buildings, according to remnants of the system that survive today. These include a generator (also called a carburetor) in the vault, and a Springfield Gas Machine and a falling weight in cellar room B9 of the house.<sup>545</sup>

The operation of the gas machine is explained as follows:

A typical gasoline gas machine worked on simple mechanical principles. Powered by a falling weight much like that of a clock, an impeller within the pump forced air from inside the house through an underground pipe to and through the generator [in the vault]. The generator contained separate chambers partially filled with the liquid fuel [gasoline], and a series of

---

<sup>544</sup> "Residence and Grounds Belonging to Henry C. Pedder Esq., Llewellyn Park, Orange N.J., Mead & Taylor, Engineers." Edison NHS Archives.

<sup>545</sup> Architect Henry Hudson Holly was familiar with Springfield machines, according to a passage in his book *Modern Dwellings in Town and Country*, published in 1878: "This building has been recently erected at Pawling, Dutchess County, New York, for the Hon. J.B. Dutcher.... The gas is manufactured on the place by one of the Springfield Company's machines" (p. 106). [Ref., Holly, *Modern Dwellings in Town and Country* (New York: Harper and Bros., 1878); reprinted in *Holly's Country Seats and Modern Dwellings* (Watkins Glen, NY: American Life Foundation, 1980).

dividers further compartmentalized each chamber. In some machines these dividers were of fine-mesh wire screen; in others they were nothing more than strips of burlap that formed wicks. In both cases the gasoline soaked the dividers through capillary action. As the air passed through and among these saturated surfaces it picked up minute particles of gasoline. This mixture returned to the mixer inside the house through a second pipe.... This carburetted air-gas then was piped through the house.<sup>546</sup>

Documentation on the original installation of the gas lighting system is scarce. Architect Henry Hudson Holly recalled in a letter to J. Asch dated June 12, 1885, that the total cost of the "Gas Fixtures" was \$3,000. This may have included the alterations to the Drawing Room (Room 100), which involved in part "Cutting Floor & c. for Gas Fitters," according to a bill from Pottier & Stymus dated February 8, 1884.

The most comprehensive record of the original gas fixtures is an inventory made of the house when Thomas Edison purchased it in 1886, which listed the following:

Parlor [Room 100]: 1 Brass or gilt chandelier, 12 jets.  
1 Polished and brass grate and fender, gas logs.

Reception Room [Room 102]: 1 Chandelier, gilt, 6 jets & drop centre lamp, globes & c., all good.

Dining Room [Room 115]: 1 Brass chandelier (13 jets).

Bedroom over Reception Room [Room 203]: Brass chandelier, 8 jets.

Sitting Room [Room 205]: Chandelier, 6 burners, drop centre.

Bedroom Over Dining Room [Room 213]: Brass chandelier and 4 burners.

Not included in this inventory were the more common wall-mounted gas brackets that were located throughout the house. It is certain that these existed, based on surviving remnants.

#### **Edison Ownership (1886-1947)**

Gas Lighting. Gas lighting fixtures were used by the Edison family in 1886 and 1887, and continued to be used along with electrical light fixtures during the years 1888 through circa 1931. The gas chandeliers, however, were replaced by electrical chandeliers (electroliers) in 1887.

---

<sup>546</sup> William F. Worthington, Jr., *Beyond the City Lights: American Domestic Gas Lighting Systems* (catalog for an exhibit at the National Museum of American History, Oct. 17, 1985-Apr. 20, 1986, the Smithsonian Institution, Washington, D.C.)

The Edisons obtained their gas for lighting from two sources. One was the old gas machine that had been installed for Mr. Pedder, according to receipts in the Edison NHS Archives. These receipts are for barrels of "gasolene" [sic] purchased from The Combination Gas Machine Company in 1887 and 1888, and from the Gilbert and Barker Manufacturing Company in 1903, 1909, 1910, and 1911. The notation "Lighting" is handwritten on the receipts, thereby confirming the use of the fuel. Mrs. Edison's remembrances in 1947 further verify the use of the gas machine: "We had gasoline, we didn't even have gas. We got artificial gas which we had to pump every night, then we would have to go around and light each one."<sup>547</sup>

The house was also connected to the public gas supply beginning in 1888. This is documented by receipts in the Edison NHS Archives from The Orange Gas Light Company dated 1888, the Essex and Hudson Gas Company dated 1903, and from the Public Service Corporation of New Jersey dated 1904 through 1912. Handwritten notes on the receipts read either "Lighting" or "Lighting a/c [account]." No explanation has been found as to why the Edisons used both home-generated gas and public-utility gas for lighting.

Repairs and alterations to the gas lighting system are documented by contractors' bills. These include the following:

Thos. A. Chalmers, bill dated April 1896, for "2 hrs. work repairing leak of gas pipes."

Thomas A. Chalmers, bill dated March 1897 for work on the "gas brackets."

Bauer Bros., bill dated October 1, 1901, for "Changing gas brackets."

Bauer Bros., bill dated October 1, 1909, for "Disconnecting gas pipes, 2 1/2 hours."

Chas. F. McGuire, bill dated May 31, 1912, for "Finding and repairing gas leak in Mrs. Edison [sic] room."

C. Garrabrant & Son, bill dated January 1, 1914, for "Taking out gas pipes in cellar."

---

<sup>547</sup> Leah B. Burt and Kristin Herron, "Historic Furnishings Report: The House at Glenmont" [draft] (NPS: Edison NHS, 1994), p. 37. Original quote is from an unedited interview by Associated Press, Jan. 10, 1947.

The Springfield Gas Machine was no longer in use by 1921, judging by the residence appraisal for that year that listed it as "obsolete." Some gas lights, however, appear to have remained operational as late as January 1931. This is based on the 1931 residence appraisal that noted the following under the category of "Electric Work":

The cost of gas piping and fittings included in cost of gas outlets.

Basement:

Pump Room: 1 Gas bracket 6.00  
Store Room #1 and #2: 2 Gas brackets 12.00  
Store Room #3: 1 Gas Bracket 6.00  
Coal Room #1 and #2: 1 Gas bracket 6.00

Laundry: 1 Gas wall bracket 6.00

Pantry: 1 Gas wall bracket 6.00

No information is available on when the remaining seven gas wall brackets listed above became obsolete.

Stoves. The Edisons had "1 Gas Stove" installed in the third-story Sewing Room (Room 305) sometime between 1886 and 1891, according to the inventory of 1891. This stove was missing from the room by 1921, based on the residence appraisal for that year. It may have been removed during the remodeling of the room in 1905.

Gas was also used in later years to fuel the kitchen range and the laundry stove. The old coal range was replaced by a new "Reliable" gas range in 1917. It was replaced in 1931 by the existing "Vulcan" range, which is also a gas model.

The first reference to a gas stove in the Laundry is a work order dated May 13, 1919, for replacing the existing coal stove with a gas stove. Subsequent work orders dated 1923 and 1924 are similar, suggesting that the gas stove was used in the warm summer months and the coal stove was used in the cold winter months. The gas laundry stove was removed from the house sometime after 1924.

Water Heater(s). Only one reference has been found to heating the water at the house with gas. John Miller made an entry in his notebook dated July 15, 1921, that recorded the "gas consumption at Mrs. Edison's to heat water in bath tubs...."<sup>548</sup> No other details of this heater are known.

---

<sup>548</sup> John V. Miller, "Miscellaneous Note Book No. 2 (21-07-01)." Edison NHS Archives.



**Thomas A. Edison, Inc., Ownership (1947-59)**

No documentation exists about the gas-fueled fixtures for this period. The "Vulcan" kitchen range may have remained in use at this time.

The modern "Roberts and Mander" gas range with white enamel finish may have been installed in the Kitchen during this period. It is shown in a photograph of the Kitchen taken in 1960.

**National Park Service Ownership (1959-Present)**

The heating system for the house, which had been fueled by coal since 1881-82, was changed to gas in 1967. This was accomplished in 1967 under NPS contract CX 14-10-981-39, "Glenmont Boiler Replacement."

The existing water heaters were also removed by the National Park Service and replaced by one electric water heater in cellar room B9. This was done sometime between 1963 and 1986.

The 1931 "Vulcan" kitchen range is preserved in the Kitchen, although its gas has been disconnected. The nonhistoric "Roberts and Mander" gas range was removed from the house in 1992.

**Summary of Existing Gas Fixtures and Equipment****Gas Lighting System: 1880-81 to Circa 1931**

- The original gas-generating system of 1880-81 survives intact. This includes the Springfield Gas Machine (patented 1869), the falling weight, the vault generator (or carburetor), and underground pipes. Gas pipes are also presumably undisturbed within the floor and walls of the house.
- One intact gas wall bracket is in the Laundry (Room 106). This is a single-branch style that swivels at the base.
- Fourteen capped gas pipes are visible in the walls of various rooms throughout the house. These are in the cellar (Rooms B6, B9, B10, B14, and B17), the first story (Room 108), the second story (Rooms 204, 211, 213, and 214b), and the third story (Rooms 301, 311, and 312). They most likely mark the locations of former gas brackets.

**Kitchen Range: 1931**

- The last gas range installed by the Edisons survives in the Kitchen today. This cast-iron "Vulcan" range is documented by a bill dated May 2, 1931, from Birkenmeier and Kuhn Company of Newark, New Jersey.

## Electrical System

### General Information

The earliest wiring in the house may have been a battery-operated annunciator system installed for original owner Henry C. Pedder. The house was first wired for electric lighting by the Edisons in 1887, who also made many improvements to the electrical system over the years.

All of the existing electric light fixtures and outlets were rewired by the National Park Service in 1968. Some historic light fixtures were replaced at that time, although most of the Edison-period fixtures were left in place.

### History

#### Original Electric Wiring, 1880-84

Little documentation exists on the original electrical wiring in the house. It is likely, however, that the house was equipped during the Pedder years with some type of battery-operated system. Architect Henry Hudson Holly was knowledgeable of the uses and conveniences of battery-operated electricity, based on his writings in *Modern Dwellings in Town and Country* published in 1878. Electricity was used at that time for burglar alarms and signaling systems.<sup>549</sup>

Some type of early signaling device appears to have existed at the Pedders' house in 1882, based on a map of that date that shows a "Bell Wire" connecting the house and the barn. Electrical wiring may also have been connected to the doorbell and to an annunciator system to communicate with the household staff. Reference to the doorbell is found in a newspaper article dated 1884 that states "...after waiting some time, the door was opened in response to a ring...." No record of the early annunciator system is known.

#### Electrical Lighting, 1887

The house was illuminated originally by gas lighting fixtures; wiring for direct-current electric lighting was installed by Thomas Edison in 1887.<sup>550</sup>

The work of wiring the house for electrical lighting commenced in the spring of 1887. This is based on a letter from the electrical contractor dated April 7, 1888, that states that "We started work on your house (1 year ago)." The job appears to have been well under way by June of that year, according to a letter from Thomas Edison to his neighbor E. Barr dated June 14, 1887:

Dear Sir:- In reference to your letter of the 7th instant I beg to say that I have only installed sufficient power at Llewellyn Park to supply 400 lamps above what I require for my own use. I have promised to furnish Messrs

---

<sup>549</sup> Holly, *Modern Dwellings*, pp. 101-103.

<sup>550</sup> The house was not converted to alternating current until 1956.

Anchincloss & Burke, and as yet I am not sure as to the number of lights they will use. How many would you require?

I shall be very glad indeed to supply my neighbors with light so far as the capacity of my plant will permit, and simply charge them with the cost of production.

Yours truly, T.A.E.

The contractor for the job was the Noll Brothers (Charles and Augustus) of 65 Fifth Avenue, New York City. Their qualifications were noted on their letterhead as follows:

Authorized Contractors For The Installation of Electric Light Wires According to the Edison System and the Rules and Requirements of the New York Board of Fire Underwriters. Dealers in Electric Light Fixtures and Supplies; also, Estimates Furnished for Electric Annunciators, Call Bells, Burglar Alarms, Speaking Tubes, and Electrical Wiring of any Description.

The electrical wiring of the house was completed by July 1887 at a total cost of \$1,499.80, according to a bill of that date from Noll Brothers. It is doubtful, however, that the electrical system was operative at that time. Noll Brothers later recalled in their letter dated April 7, 1888, that the original plan had been to locate the generating plant in the stable on the property. Whether or not this was ever done is not known.

By December 1887, it had been decided to connect the house with the power plant at the new laboratory, located less than a mile from the house. Permission to lay the underground electrical wires was granted by the Llewellyn Park Committee of Managers in their meeting of December 2, 1887.<sup>551</sup> Work must have ensued shortly thereafter, because an entry in Charles Batchelor's diary dated December 23, 1887, records the historic occasion when

Edison's house was lit up for the first time tonight from the Laboratory.  
Only one dynamo [generator?] and his house is one two-wire system.<sup>552</sup>

Problems with the electrical wiring installed by Noll Brothers became immediately apparent. An inspection revealed that "several wires of the same polarity" had been bunched together in one molding groove, thereby presenting a fire hazard.<sup>553</sup> It was also noticed several days later that no

---

<sup>551</sup> Keith Spalding Robbins, "A History of the Development of the First Planned American Suburban Community: Llewellyn Park, West Orange." Unpublished Master's Thesis, Columbian College, The George Washington University, May 1989, p. 68.

<sup>552</sup> Batchelor collection, Edison NHS Archives. The correspondence indicates that there was some controversy concerning the wiring of the house with a two-wire system rather than a three-wire system. Augustus Noll noted in a letter to Charles Batchelor dated Jan. 10, 1888, that he had given instructions to his men to rewire the mains with three wires.

<sup>553</sup> Letter from Charles Batchelor, vice president of the Edison Wiring Company, to E.H. Johnson, president of the company, Dec. 28, 1887. Edison NHS Archives. The Edison Wiring Company had bought out the business of Noll Brothers by this time, and had appointed Augustus Noll as its general superintendent

insulation joints had been installed at the chandeliers or other electrical fixtures.<sup>554</sup> In addition, the wrong kind of wire had been used in concealed locations, and the switches were unreliable.<sup>555</sup> The wiring was therefore redone by the Edison Wiring Company (which had taken over Noll Brothers), and by its successor, the Edison United Manufacturing Company.<sup>556</sup>

Two laboratory notebooks record the early electrical wiring at the house. One, dated 1888 and entitled "Records & Data of the Edison Underground Electric Lighting System," notes the following:

Mr. Edison's house at full load, all lamps lit take 100 amps on [in] — and 80 on [out] side 180 amps in all.<sup>557</sup>

The second notebook, dated 1890, has rough sketches and notes on the outside wiring and exterior lighting at Glenmont.<sup>558</sup>

Electrical usage at the house was metered, and monthly readings were taken in the early years by A.E. Kennelly.<sup>559</sup> The "Incandescent Light Bill" was received originally from "Thomas A. Edison," and by August 1900 from the Atlantic Coast Electric Light Company.<sup>560</sup>

### Later Years (1889-1931)

Many additions and improvements were made to the electrical system by the Edison family. Most were done concurrently with other renovations that updated and modernized the house. Detailed records of the existing electric fixtures in the house were made for the 1891 inventory, and for the residence appraisals of 1921, 1924, and 1931.

---

or manager.

<sup>554</sup> Letter from Charles Batchelor to L. Steringer, Edison Electric Light Company, Dec. 28, 1887. Edison NHS Archives.

<sup>555</sup> Letter from the Laboratory of Thomas A. Edison to A.O. Tate, Apr. 14, 1888.

<sup>556</sup> See footnote 555.

<sup>557</sup> "Records and Data of the Edison Underground Electric Lighting System." Edison Laboratory notebook no. N-88-06-30, 1888. Edison NHS Archives.

<sup>558</sup> Edison Laboratory notebook no. N-90-03-14. Edison NHS Archives.

<sup>559</sup> Kennelly was most likely an employee of the Edison Laboratory.

<sup>560</sup> The "meter returns" in ampere hours were recorded by A.E. Kennelly in the years 1889, 1890, and 1891. Copies of the electrical bills through 1900 are in the Household Accounts in the Edison NHS Archives.

The following is a summary of the evolution of the electrical system through October 1931.

1889. An electric burglar-alarm system and annunciator system were installed by electricians Edwards & Co. The work is documented by a letter from Edwards & Co. to Charles Batchelor dated September 14, 1889.

1890. Five new "Prima Vera & Metal Electroliers" costing \$580 were hung in the newly completed Den (Room 114). The electroliers are documented by a bill from Herts Brothers dated December 31, 1890.

1891. Furnishings installed by the Edisons in the principal rooms of the house were listed in an inventory dated March 21, 1891. The inventory includes the following electric fixtures:

Cellar [Room B14]: 1 Electric Pump

Drawing Room [Room 100]: 2 Electroliers, 6 Side Electroliers

Library [Room 104]: 1 Electrolier, 2 side Electroliers

Reception Room [Room 102]: 1 Electrolier

Hall [Room 103]: 1 Electrolier

Lounging Room [Room 114]: 5 Electroliers, 1 Electric Lamp

Dining Room [Room 115]: 2 Electroliers

Sitting Room [Room 205]: 1 Electrolier, 1 Electric Fan

Boudoir [Room 212]: 1 Electrolier

West Bedroom [Room 213]: 2 Electroliers, 3 Side Electroliers

Four Bedrooms, 2nd Floor [Rooms 200, 203, 206 and 210]:  
1 Electrolier Each Side Electrolier [sic]

Third Floor [General]: Electroliers

1899. Electrical Contractor S.S. Brouwer submitted a bill dated January 19, 1900, for "Overhalling [sic] Electric Light Wiring in Residence & Extra Lights...\$33.29 [total]." The work may have been done in two second-story bathrooms—Rooms 204 and 211—that were remodeled at that time.

1902. Alterations were made to the light fixtures in the Dining Room [Room 115]. One electrolier was removed; one electrolier was altered; and three new electric wall lights were installed. The work is documented by a bill from A.H. Davenport Co. dated December 31, 1909.

1905. Considerable remodeling work was done at this time to rooms in the second and third stories, which included the replacement of old light fixtures with new light fixtures. Work was carried out in the following rooms: 200, 201, 203, 205, 302, 303, 304, and 305. New light fixtures also were installed in the first-story Hall (Room 103) and in the Main Stairway. The work is documented by various contractors' bills in the Edison NHS Archives.

1909-10. Much remodeling work was carried out in rooms in the first and second stories, including Rooms 100, 101, 102, 116 (addition built), 209, 210, 212, and 213. As with the remodeling of 1905, the work in 1909-10 included the replacement of old light fixtures with new light fixtures.

Electrical work totaling \$2,849.52 is documented by two bills from electrician George Boyce dated January 24 and April 14, 1910. Boyce's completed job was authorized by an "Underwriters' Certificate" dated April 22, 1910, which recorded the building as having 497 total lamps and a one-horsepower motor.

1921-24. The residence appraisals of 1921 and 1924 provide detailed descriptions of the electrical system. Both recorded the house as having "1 Complete electric lighting system to supply 146 outlets, for the following fixtures...." Light fixtures were listed generally for the cellar, third, and attic stories, and for individual rooms in the first and second stories.

Also included in the appraisals were "3 Six station annunciators, with wires, bells, buzzers, buttons, etc." and "1 System of electric door bells, complete."

1923. The bedroom of Thomas and Mina Edison (Room 203) was redecorated in 1923. The existing light fixtures were installed at that time, including two wall brackets and a crystal chandelier. The light fixtures are documented by an estimate and bill from The Herter Looms dated August 15, 1923, and April 5, 1924.

1927. All the light bulbs (called "lamps") in the first through the third stories (except in the Den and the West Room—Rooms 114 and 213) were replaced in 1927 with new "Edison MAZDA Lamps." This service was provided by two staff members of the Lighting Practice Section, Edison Lamp Works, General Electric Company. Several boxes of extra light bulbs were given to the Edisons, and a "Lighting Recommendations" report was submitted that specified the light bulbs for each light fixture.<sup>561</sup>

---

<sup>561</sup> Letter from the Edison Lamp Works to Mrs. Edison, Feb. 14, 1927, with attached "Lighting Recommendations" report dated Feb. 11, 1927. The report is entitled "Lamps Recommended for the Residence of Mr. Thomas A. Edison." Edison NHS Archives.

Fifteen different types of MAZDA light bulbs were listed in the 1927 "Lighting Recommendations" report. These are summarized below, along with the rooms in which they were used.<sup>562</sup>

<u>LIGHT BULBS</u>	<u>ROOMS</u>
15 watt A-17 Ivory MAZDA Lamp	..... 101, 103
15 watt A-17 Inside Frost " "	..... 206
15 watt A-19 Inside Frost " "	..... 104
15 watt F-10 Frosted " "	..... 203, 210, 213
15 watt F-15 Frosted " "	..... 203
25 watt A-19 Ivory " "	..... 102, 103
25 watt A-19 Inside Frost " "	..... 100, 102, 103, 104, 115, 117, 200, 203, 205, 206, 210, 211, 213, 214b, 3rd-story rooms
25 watt A-21 Flame Tint " "	..... 114
25 watt F-15 Ivory " "	..... 102
40 watt A-19 Inside Frost " "	..... 115
40 watt A-21 Inside Frost " "	..... 100, 106, 107, 108, 200, 203, 204, 205, 209, 3rd-story rooms
60 watt A-21 Inside Frost " "	..... Main Stairway & 212
100 watt A-23 Inside Frost " "	..... 111
150 watt PS-25 Clear " "	..... 107, 108
300 watt PS-35 Clear " "	..... 105

Specified for most of the light fixtures were the "25 watt A-19 Inside Frost MAZDA Lamp" and the "40 watt A-21 Inside Frost MAZDA Lamp." It is of particular interest to note that the highest wattage light bulbs (100, 150, and 300) were all recommended for use in the first-story service rooms.

The year 1927 is also when the South Room (Room 200) was redecorated, which included the installation of two new wall-mounted light fixtures. The lights are documented by an estimate from The Misses McKey dated August 1, 1927.

1931. The residence appraisal of 1931 is even more detailed than the earlier appraisals of 1921 and 1924, listing electric fixtures for each individual room in the house. The electrical work was generally described as being a "concealed system of B-X cable wiring." It was also noted that "The cost of all cable, wire, outlet boxes, wall cases, panel boards, meter work, switches, sockets, bulbs and all labor [is] included in cost of fixtures, Installed complete."

<sup>562</sup> See the "Lighting System" sections in the discussions of each individual room for a comprehensive description of which light bulbs were specified for each light fixture.

**Later Edison Years (1931-47)**

Only a few changes appear to have been made to the electric fixtures after Thomas Edison's death in October 1931. Some of the rooms were outfitted with new light fixture shades in 1935. The screened porch (Room 202) was also permanently enclosed with glass in this year, and fitted with three new ceiling lights. Finally, in 1940, a bathroom addition (Room 207) was constructed on the north side of the house, complete with new light fixtures.

**Thomas A. Edison, Inc. (1956)**

The electrical system was changed from direct current to alternating current in 1956.<sup>563</sup>

**National Park Service (1963 and 1968)**

The electrical system was updated by the National Park Service in 1963 and in 1968. The work in 1963 involved the remodeling of the second-story Service Bathroom (Room 208), which included replacing the existing light fixtures with modern light fixtures.

The electrical system was completely modernized in 1968, under NPS contract CX 14-10-7-981-93, "Electrical and Heating Systems: Glenmont." The work involved the complete rewiring of all of the existing light fixtures and the installation of new circuit-breaker panels. Other work included the replacement of all of the existing light fixtures with modern light fixtures in the cellar and in selected areas of the attic.

**Summary of Existing Datable Light Fixtures**

The following is a list of the existing electric light fixtures and their dates of installation. Detailed descriptions may be found in the "Lighting System" sections pertaining to individual rooms.

**Circa 1887**

*(based on the inventory of 1891)*

- Hall (Room 103):  
Spherical metal ceiling light, in the southeast alcove; moved to this location in 1905.
- Library (Room 104):  
One 13-light chandelier and two mirror-backed wall lights.
- Refrigerator Room (Room 107a):  
One combination gas/electric wall-mounted light fixture.

---

<sup>563</sup> "Glenmont": transcript of taped tour by Mrs. Thelma A. Coakley, a former Edison Company employee, 1969. Thomas Edison is said to have "stubbornly resist[ed] the advance to a-c systems" during his lifetime. [Ref., Matthew Josephson, *Edison* (New York: McGraw-Hill Book Co., Inc., 1959), p. 350.]



- Dining Room (Room 115):  
The remnant of one chandelier, which was altered in 1902 and again between 1915-16 and 1921.
- Mr. Theodore's Room (Room 206):  
One nine-light chandelier.

**1890**

- Den (Room 114):  
"5 Prima Vera & Metal Electroliers, special design," documented by a bill from Herts Brothers dated December 31, 1890.

**Circa 1891-1903**

- Living Room (Room 205):  
6 two-light wall fixtures. Date is based on the 1891 inventory and the 1903 photographs.

**1902**

- Dining Room (Room 115):  
3 two-light electrical wall fixtures, documented by a bill from A.H. Davenport Co. dated December 31, 1909. One removed sometime between 1915-16 and 1921.
- Hall (Room 103):  
"1 12-Lt. Elec. ceiling light, \$200.00," documented by a bill from The Mitchell Vance Company dated December 22, 1905.
- Main Stairway:  
Newel-post light fixture, described as "1 1 Lt. Elec. Standard, \$92.50" in the bill from The Mitchell Vance Company dated December 22, 1905.
- Owner's Room (Room 203):  
"2 closet lights with automatic door switches," documented by the estimate and bill from George Boyce dated August 9 and October 21, 1905.
- Blue Room (Room 304):  
"One four arm chandelier for electric lights, \$30.," described in the estimate and specifications from E.W. Peckham dated May 1, 1905; bill dated June 1, 1905.
- Sewing Room (Room 305):  
"One three light chandelier," described in the estimate and specifications from E.W. Peckham dated May 1, 1905; bill dated June 1, 1905.

**Circa 1905**

- South Bathroom (Room 201):  
"1 Ceiling light," recorded by the estimate and bill of George Boyce dated August 9 and October 21, 1905. The light has a draped glass-bead shade, similar to the light fixture in Room 204.
- Owner's Bath (Room 204):  
Ceiling light with draped glass-bead shade.
- Sun Room (Room 302):  
Three cord drops.
- Bathroom (Room 303):  
Ceiling light fixture.

**1909-10**

- Cellar (Room B11):  
Electrical entrance panel, which has a most recent patent date of "Apr. 20, 09."
- Drawing Room (Room 100):  
"8 Special carved wood side lights mounted for electricity," supplied by Proctor & Company and billed July 1, 1910.
- Conservatory (Room 101):  
48 electrical ceiling lights, documented by a bill from George Boyce dated January 24, 1910, for "50 [sic?] receptacles for Conservatory."
- Reception Room (Room 102):  
"One A 13263 6 light Alabaster Ceiling Fixture, gold," supplied and billed by Edward F. Caldwell, December 8, 1909; "4 Carved wood electric light side brackets mounted for 3 [sic: 2] light electric," billed by Proctor & Company, July 1, 1910; and "1 Pr. special carved wood electric light standards for mantel shelf," billed by Proctor & Company, July 1, 1910.
- Fern Room (Room 116):  
Ceiling light (behind the stained-glass ceiling panel), most likely installed by George Boyce, who charged \$250 for "electrical work" as itemized in the bill from architect Wilbur S. Knowles dated January 31, 1910.
- North Room (Room 210):  
"2 A806 - 2 lt. electric brackets, antique silver finish...imitation candles, 16 c.p. [candle power] frosted ball lamps. \$50.00," supplied to Proctor & Company, work order dated October 6, 1909.

- West Room (Room 213):  
"6 A 6764 2 lt. electric brackets, finished antique gray silver...imitation candles and 16 c.p. [candle power] frosted ball lamps, \$40 [each] \$240.00 [total]," supplied to Proctor & Company, work order dated October 6, 1909.
- Closets:  
"8 door switches" and "8 door switch boxes," supplied and installed in unspecified room closets by George Boyce, bill dated April 14, 1910.

**Before 1921**

*(based on the residence appraisal of 1921)*

- Laundry (Room 106):  
1 One-light gooseneck bracket.<sup>564</sup>
- Kitchen (Room 107):  
1 One-light cord drop.
- Laboratory Entrance (Room 109):  
1 One-light gooseneck bracket.
- Butler's Room (Room 113):  
1 One-light gooseneck bracket.
- Telephone Room (Room 119):  
1 One-light gooseneck bracket.
- Lavatory (Room 120):  
1 One-light gooseneck bracket.
- Mr. Charles' Room (Room 300):  
1 Four-light chandelier.  
1 Two-light stiff pendant (wall).
- Miss Bogue's Room (Room 301):  
1 Four-light chandelier.  
1 One-light gooseneck bracket.
- Blue Room (Room 304):  
2 One-light gooseneck brackets.
- Sewing Room (Room 305)  
1 Two-light stiff pendant (wall).

---

<sup>564</sup> Electrician George Boyce submitted a bill dated Apr. 14, 1910, that included "12 brass brackets [\$]15.00." The "brackets" may be the gooseneck brackets that exist in the house today.

- Bed Room #1 (Room 306):  
2 One-light gooseneck brackets.
- Bed Room #3 (Room 308):  
2 One-light gooseneck brackets.
- Bed Room #4 (Room 309):  
1 One-light gooseneck bracket.

**Circa 1921-24**

*(based on the residence appraisals of 1921 and 1924)*

- Entrance (Room 103a):  
2 One-light wall brackets.
- Mr. Theodore's Room (Room 206):  
1 Two-light wall bracket, west wall.
- West Room (Room 213):  
1 Four-light ceiling fixture.

**1923**

- Owner's Room (Room 203):  
"2 Metal flower wall brackets in colors, each \$75.00" and "1 Chandelier, \$285.00," supplied by The Herter Looms, based on estimate and bill dated August 15, 1923, and April 5, 1924.

**Circa 1924-27**

*(based on the residence appraisal of 1924 and the lighting recommendations report of 1927)*

- Service Dining Room (Room 105):  
1 Ceiling light fixture.
- Hall Bathroom (Room 211):  
1 Ceiling light fixture.

**Before 1927**

*(based on the lighting recommendations report of 1927)*

- Pantry (Room 108):  
1 Ceiling light.  
1 Wall light.
- Service Hall (Room 117):  
2 One-light gooseneck brackets.

- Second Floor Hall (Room 214b):
  - 1 One-light gooseneck bracket.

**1927**

- South Room (Room 200):
  - 2 One-light wall fixtures, described by The Misses McKey in their estimate dated August 1, 1927 as follows: "Electric fixtures removed & replaced with new sockets; shades for same made of old Venetian crystal flowers."

**Circa 1927-31**

*(based on the lighting recommendations report of 1927 and the residence appraisal of 1931)*

- Mr. Theodore's Room (Room 206):
  - 2 Two-light wall fixtures at the east wall.

**Before January 1931**

*(based on the residence appraisal of 1931)*

- Hall: Service Portion (Room 311):
  - 1 One-light brass rod-hung ceiling fixture.
- Hall: Master Portion (Room 312):
  - 2 One-light brass rod-hung ceiling fixtures.
- Bed Room (Room A1):
  - 1 One-light wall bracket.
- Stair Hall (Room A3):
  - 3 One-light cord drops.
- Unfinished Attic (Room A6):
  - 1 One-light cord drop.

**After January 1931**

*(based on the residence appraisal of 1931)*

- Bed Room #2 (Room 307):
  - 1 One-light ceiling light.

**1940**

- Northeast Bathroom (Room 207):
  - 4 light fixtures at the ceiling, shower enclosure, medicine cabinet, and built-in vanity.

**1963**

- Service Bathroom (Room 208):  
Light fixtures at the ceiling and medicine cabinet.

**1968**

- Cellar (all rooms):  
Ceiling light fixtures.
- Store Room #1 (Room B11):  
Circuit breaker panels.
- Stair Hall (Room A3):  
Circuit breaker panel.
- Cedar Closet (Room A4):  
1 One-light porcelain-base fixture.
- Store Room (Room A5):  
1 One-light porcelain-base fixture.
- Unfinished Attic (Room A6):  
2 One-light porcelain-base fixtures.

## Heating System

### General Information

The house is heated today by a gas-fired forced hot-air heating system installed by the National Park Service in 1967-68.

From 1880-81 until 1967, most of the house was heated by a coal-fired steam system; only the Conservatory had a separate hot-water heating system. The steam system was converted to gas in 1967. The next year, the steam system itself was replaced by the present hot-air system.

### History

#### **Original Heating System (circa 1880-84)**

The cost of the original heating system was recorded in a letter from architect Henry Hudson Holly to J. Asch dated June 12, 1885. Holly recalled that \$4,000 each had been expended for "Heating, iron pipes" and "Grates," for a total cost of \$8,000.

No detailed descriptions exist of the original heating system. However, it is known that Holly was a proponent of steam heating, based on his book *Modern Dwellings in Town and Country*, published in 1878. Holly wrote:

Perhaps the most essential agents of health are proper heating and good ventilation.... [Registers] supply heat from the furnace and fresh air at the same time.... The steam apparatus has an unquestionable advantage over the hot-air furnace, as the former cannot be heated sufficiently to conserve the oxygen.<sup>565</sup>

The heating system appears to have been designed and installed by a Mr. Connolly of the Sayward-Connolly Company, Engineers and Contractors. This is based on a letter from Mr. Connolly to Thomas Edison dated March 23, 1911, in which he wrote, "I recall in the early eighties on heating the residence that you now occupy for Mr. Henry C. Pedder."

The steam boiler was located in the cellar, in Room B5. It was fueled with coal, which was stored in nearby cellar rooms B4 and B6. Each coal room had an opening—or coal chute—in its exterior east wall for the delivery of coal. The steam produced by the boiler heated the rooms in the upper stories by two different methods. Some of the rooms (mostly the service areas) were heated directly by steam pipes or radiators. Other rooms were heated indirectly by air that was warmed in heat-transfer boxes located at the cellar ceiling.

The latter method of indirect heating is known as a gravity air system. Fresh air entered the system through an opening in the north wall of cellar Room B11. The air filled a wood-and-brick plenum located in the northeast corner of the room. From there, it was drawn through slate-covered channels in the cellar floor to riser ducts. The riser ducts in turn directed the air to the transfer

---

<sup>565</sup> Holly, *Modern Dwellings*, pp. 94-95 and 100.

boxes, which contained steam coils (radiators). Thus warmed, the air naturally rose through heating ducts to the rooms above in the first, second, and third stories.

### Heating During the Edison Years (1886-1931)

The Edisons continued to heat the house with the original coal-fueled steam system from 1886 through 1931, although major renovations were made in 1907 and 1920. A separate system was installed in the Conservatory around 1890, when that space began to be enclosed in the colder months. The Conservatory has continued to have a different system from that of the house for most, if not all, of the years since then.

The earliest documentary reference to heating equipment during Edison ownership pertains to the Conservatory's system. This is a bill dated December 1892 from M. & T. Chalmers for a "19 lb. Galv. Smoke Pipe for Conservatory" and "Repairing Furnace in Barn and Conservatory." More repairs were billed on December 1, 1905, by John L. Reid, a consulting/contracting engineer and heating/ventilating contractor of Newark. Reid billed for 14 hours of work on the "Conservatory Heater" which was done by a "Steam-fitter and Helper." Materials billed at that time were "1 #B15 Smoke Box, 1 #B15 Grates, [and] 1/2 gal. Black Asphaltum." These references suggest that the Conservatory had a steam "furnace" separate from that of the main heating system. The use of the term "grates" probably means that the Conservatory heater used coal, rather than gas. The method whereby the steam heated the Conservatory is not known. It is possible that steam pipes were run in channels in the floor that were covered with cast-iron grates. (Such grates are visible in an interior photograph taken of the Conservatory in 1916.)

The Edisons' first major renovation of Glenmont's main heating system occurred in 1907. Again, the work was done by John L. Reid. Reid dismantled the old boiler and piping in the cellar, installed a new #934 Richardson and Boynton steam boiler and piping in the same location, replaced selected radiators with new radiators, and installed a heating pipe in the south window bay of the Den (Room 114). Reid's total bill, dated November 17, 1907, was for \$2,070.15.<sup>566</sup>

---

<sup>566</sup> Additional correspondence from Reid concerning the heating system work is dated Sept. 25 and 26, Nov. 1 and 4, and Dec. 21 and 30, 1907. Edison NHS Archives.





The 1907 heating system is documented by a schematic drawing dated March 22, 1920 (fig. 191).<sup>567</sup> It was prepared by the Laboratory Construction and Engineering Department of Thomas A. Edison, Inc., and was forwarded to the Construction and Maintenance Division of the firm on March 30, 1920.<sup>568</sup> The plan shows "the heating and plumbing lay-out in the basement of the Edison residence."<sup>569</sup> It depicts the large "Furnace" as being located in the southeast cellar room (Room B5).<sup>570</sup>

The Conservatory continued to have a separate system after 1907. A note in the upper corner of the 1920 drawing states:

Conservatory Heater gets its supply of water from an expansion tank in NW corner of Conservatory. This heating system is independent of rest of house. This heating system is replenished by adding water to expansion tank when req'd.

However, the actual drawing indicates that the system was not completely independent, but that it obtained its cold-water supply from the main heating system. It is not known why this supply pipe is shown running out of the furnace.

The 1920 schematic drawing was soon made obsolete by extensive work on the main heating system in the fall of 1920. This work involved the removal of the old furnace/steam boiler and the installation of two coal-burning American Radiator steam boilers, types 3A5 and 3A6, in the west adjacent cellar room (Room B1). A new brick chimney was constructed on the west side of the house to vent the new boilers.<sup>571</sup> New air valves were also installed on all the radiators at this time and the cellar was whitewashed. The total cost was \$6,918.38.<sup>572</sup>

---

<sup>567</sup> "Basement: West Orange, N.J., Hot and Cold Water System, Residence of Mr. T.A. Edison." Edison NHS Archives.

<sup>568</sup> Transmittal memorandum that accompanied the plan.

<sup>569</sup> See footnote 568.

<sup>570</sup> The "furnace" is actually the steam boiler. It may have been labeled in this manner to distinguish it from the two "boilers" in the cellar that supplied domestic hot water to the plumbing system.

<sup>571</sup> The chimney was designed by architect W. Frank Bower and built by the masonry firm of N.H. Thatcher Company. See the section entitled "Chimneys" for more information.

<sup>572</sup> The new boilers were installed sometime between Sept. 24 and Dec. 29, 1920, based on correspondence bearing those dates from the American Radiator Company to Thomas Edison. Undated work order number 1523, which was received in the Edison Laboratory on Feb. 9, 1921, billed Edison for the labor and materials to install the two boilers. A detailed accounting of the costs associated with the job is found in a letter from R.W. Kellow to Thomas Edison dated Feb. 22, 1921. Edison NHS Archives.

It was expected that the two new boilers would be more efficient on coal consumption than the old boiler had been. The old boiler was estimated to have burned approximately 80 tons per heating season. The American Radiator Company estimated that the new boilers would burn no more than 60 tons per season, providing that the system was properly fired and maintained. By the end of February 1920, the new system had consumed 43 tons of coal.<sup>573</sup> The American Radiator boilers presumably provided good service to the Edisons during their remaining years in the house, lacking any information to the contrary.

Complete descriptions of the main heating system are provided by the residence appraisals of 1921, 1924, and 1931. Both the 1921 and the 1924 appraisals recorded the following:

- 1 Complete steam heating plant (indirect system) operated by two type A metallic jacketed "Ideal" (American Radiator Co.) steam boilers, with all necessary piping, fittings, radiators, registers, pipe covering, etc. necessary to heat approximately 110905 cubic feet living space.

The Conservatory's steam boiler and pipes were replaced at some point with a hot-water heater and pipes. This could have occurred in 1907 or 1920. It definitely had taken place by 1921, based on the residence appraisal of that year. Both the 1921 and the 1924 appraisals cited:

- 41 #15-5 Hot water heating plant, with piping and connections necessary to heat conservatory, containing approximately 7440 Cu. Ft. space.

The 1931 residence appraisal was even more detailed, listing the following heating equipment:

Direct-Indirect system of steam heating.

The cost of boiler, radiators, radiator boxes, air ducts, registers, asbestos covering, pipe, valves, fittings and all labor included in cost of system installed complete.

Basement

- 1 Ideal, Type A steam boiler metal jacket, size S A 6, #3000 3 B.
- 1 Ideal, type A steam boiler as above, size S A 5 #3000 3-B.
- 1 Ideal water heater #W 155, with asbestos covering and piping to Conservatory.

The latter entry indicates that the Conservatory heater was in the cellar.

---

<sup>573</sup> Letter from the American Radiator Company to Mr. Thomas Edison, Sept. 24, 1920, and letter from R.W. Kellow to Mr. Edison, Feb. 22, 1921. Edison NHS Archives.

### New Boiler (1950)

The two American Radiator boilers were replaced in 1950 by one boiler, by then-owner Thomas A. Edison, Inc. Descriptions of the extant boiler in 1961 and 1962 called it "a single, large coal-fired boiler" and "a single, manually operated, coal burning, low pressure steam boiler."<sup>574</sup> A later description of the cellar also noted that "all piping for the old dual boilers was left when they were discontinued."<sup>575</sup>

### National Park Service (1967-68)

An assessment of the house, including the heating system, was made by the National Park Service in 1962. It was then observed that the gravity hot-air heating system was still operational. Fresh air, however, was no longer provided to the system via the old floor channels in the cellar.<sup>576</sup>

The National Park Service began to modernize the heating system in 1967 under contract CX 14-10-981-39, "Glenmont Boiler Replacement." The existing 1950 boiler was removed and a new Weil-McLain gas-fired steam boiler was installed in its place on a new concrete slab in cellar room B1. Other work that was done at this time included raising the height of the chimney flue opening and removing the excess piping that remained from the 1920's dual boilers.

The work was completed the following year, in 1968, under contract CX 14-10-7-981-93, "Electrical and Heating Systems: Glenmont." The new boiler installed in 1967 was then converted from a steam boiler to a hot-water boiler. In addition, the heating system was converted from a gravity-air to a forced-air type, and all of the radiators were disconnected. One of two fan units for the new system was installed in cellar room B17, and a second was installed in attic room A6. Other work included installing a steam humidifier in Room B1,<sup>577</sup> removing old ductwork and installing new ductwork, removing the old steam pipes and heat-transfer boxes, removing the elevator cab and reusing the shaft for air return, and incorporating the Conservatory (Room 101) into the new system.

Upstairs, new heat grates were installed in the floors of most of the rooms in the first, second, and third stories. Most rooms were also equipped with individual thermostats.

The heating system installed in 1967-68 is still in use today.

---

<sup>574</sup> Melvin J. Weig and Henry A. Judd, "Historic Structures Report - Part I, 'Glenmont' Chimneys" (NPS, Edison NHS: Aug. 14, 1961), pp. 3-4; and James Crawford, "Historic Structure Report, Part I, 'Glenmont' Architectural Data" (NPS: Feb. 15, 1962), p. 4.

<sup>575</sup> Gordie Whittington, log book "Glenmont Boiler Replacement, 1967." Maintenance Office files, Edison NHS.

<sup>576</sup> Crawford, "Historic Structure Report - Part I, 'Glenmont' Architectural Data," pp. 5 and 15.

<sup>577</sup> The humidifier is said to have been turned off in 1983 and reactivated in 1989-90. [Ref., "Edison NHS Collection Management Plan: Appendix D, Notes on Environmental Issues at Edison NHS," by Steve Weintraub, Art Preservation Services, New York, N.Y., Oct. 1990.]

**Existing Heating Equipment**

The following is a list of the existing historic heating equipment, of known or approximate date, that survives in the house today. Most of the historic equipment was made obsolete by the existing modern heating system installed in 1967-68.

**1880-81**

- Brick fresh-air plenum, north wall of cellar room B11
- Coal-chute openings, east walls of cellar rooms B4 and B6
- Slate-covered floor ducts, cellar rooms B1, B4, B5, B6, B8, B9, and B15
- Steam radiators, Rooms 117, 120, 211, 306, and 310. The radiator in Room 211 has a patent date of "Sept. 22, 1874"; all of the other radiators have the following notation:

Gold's Heater Mf'g Co. New York  
H.B. Smith & Co. Westfield Mass.  
J.R. Reed's Patent April 9 1878

- Cast-iron floor registers, Rooms 100 and 104. In addition, the register in Room 305 may be an original one that was relocated to its present position during the remodeling of the room in 1905.
- Cast-iron wall and cabinet registers, Rooms 103, 203, 206, 213, 300, 301, and 304. In addition, the register in Room 200 may be an original one that was relocated to its present position during the remodeling of the room in 1905.

**Circa 1884**

- Cast-iron floor registers, Rooms 114 and 115
- Circular steam heater, with outer casing decoratively painted with a floral motif in colors of white and gold. The heater was originally located in Room 212; it was relocated to Room A1 in the attic circa 1909-10. The heater has the following notation:

Edward E. Gold & Co. New York Gold's patent steam compound coil  
wrought iron circulating heater Pat. Mar. 16, 1880, Pat. May [?]1, 1881

**1905**

- Concealed steam radiators, Rooms 201 and 205
- Nickel gas wall grate, Room 303

**1907**

- Steam radiators, Rooms 108 and 114. The radiator in Room 108 was made by the "Dunkirk Radiator Co."; no manufacturer's identification was found on the radiator in Room 114
- Curved steam pipe under the south alcove seat in Room 114

**1909-10**

- Metal wall registers, Rooms 116, 119, and 213
- Steam radiator, Room 307, made by the "American Radiator Co."

**Before 1916**

- Heat pipes and floor grates, the Conservatory (Room 101)<sup>578</sup>

**Before January 1931<sup>579</sup>**

- Steam radiators:

Room 105, made by the "U.S.A. Radiator Co., Dunkirk N.Y."

Room 106, made by the "American Radiator Co."

Room 110, no manufacturer information evident

Room 309, made by the "U.S.A. Corp."

**After January 1931**

- Steam radiator, Room 107, made by "American Radiator & Standard Sanitary Corporation, Louisville KY"<sup>580</sup>

---

<sup>578</sup> The date is based on a photograph dated 1916 that shows the existing floor grates at the perimeter of the room.

<sup>579</sup> The date is based on the residence appraisal of Jan. 1931. A more precise date may be obtained by researching the history of the individual radiator manufacturing companies.

<sup>580</sup> The date is based on the residence appraisal of 1931, which describes a different radiator in this room. In addition, it is known that the American Radiator Company and the Standard Sanitary Corporation merged in 1928.

**1940**

- Metal wall grille, Room 207

**1967-68**

- Weil-McLain hot-water boiler and humidifier, Room B1
- Fan units, Rooms B15 and A6
- Sheet-metal ductwork
- Long, narrow floor grilles and Honeywell thermostats—first, second, and third stories.

## Cooling System

The house has never had an air-cooling system. During the last summer of Thomas Edison's life, however, several "Frigidaire Room Coolers" were installed at Glenmont.<sup>581</sup> Two "Frigidaire" compressor motors for the room coolers, along with two electrical circuit-breaker boxes and switches, were installed in cellar Room B6.<sup>582</sup> Although they were disconnected in 1968, both the Frigidaire motors and their electrical equipment remain in Room B6 today. The "Room Coolers," on the other hand, are missing.

---

<sup>581</sup> A purchase order from Thomas A. Edison, Inc., dated Aug. 31, 1931, charged Mr. Edison for "L&M [labor and materials] to cover electrical work necessary in connection with electrical installation of Frigidaire Room Coolers at 'Glenmont.'" These may have been the same two "air conditioning machines" that Mrs. Edison did not want removed from the Living Room (Room 205) in 1934. [Ref., telegram to Mrs. Edison dated Mar. 31, 1934.] Edison NHS Archives.

<sup>582</sup> A paper label inside the circuit-breaker boxes indicates that one was tested on July 28, 1927, and the other on July 29, 1927.



## Plumbing System

### General Description

The plumbing system is one of the most complicated and misunderstood systems in the house. Previous researchers have concluded that most of the plumbing fixtures were installed in the 1880's for the original owner of the house, Henry C. Pedder.<sup>583</sup> The documentary record clearly indicates, however, that a considerable amount of plumbing work was undertaken by the Edison family during the years 1890 to 1940.

The plumbing system was modernized by the National Park Service in 1963. The attic storage tank was disconnected at this time and the plumbing system was connected directly to the West Orange public water supply.

The house today has seven bathrooms, one toilet room, seven lavatories, four laundry tubs, three kitchen and pantry sinks, and one slop sink. The evolution and dates of these plumbing fixtures are described in detail below.

### History

#### **Original Plumbing System (1880-84)**

The house constructed for Henry C. Pedder in 1880-81 was located in the country and far from a public water supply. The plumbing system was therefore completely self-contained and self-sufficient. It is documented by various written records, and by the existing antique plumbing fixtures that survive in the house today.

The architect of the house, Henry Hudson Holly, noted in a letter to J. Asch dated June 12, 1885, that the original cost of construction included \$5,000 for "Plumbing" and "\$2,000 for "Pumps & c." The total cost of the original plumbing system therefore appears to have been \$7,000.

Water for the house was obtained from three cisterns that collected rainwater and one well. Their locations were recorded on a "Map of Residence and Grounds Belonging to Henry C. Pedder Esq." prepared by Mead and Taylor, Engineers, in 1882. Two cisterns are shown on the west side of the house, with the third on the south side of the house. The well was on the northwest side of

---

<sup>583</sup> Architect James Crawford wrote, "Except for the plumbing fixtures [in Room 207]...installed in 1940, it is believed that all existing plumbing fixtures were installed in 1880 as part of the original construction." [Ref., Crawford, "Historic Structures Report - Part I, 'Glenmont' Architectural Data," p. 5.]

Melvin Weig similarly concluded that the existing well and well house had been built for Mr. Pedder shortly after 1882, based on the architectural style of the well house. [Ref., Weig, "Historic Structures Report - Part I, Building No. 17, Pump House, Edison NHS," p. 2.]

the house, north of the west cisterns.<sup>584</sup> Rain water was channeled to the cisterns from the house by means of the gutter system. The well tapped into a groundwater source.

The water from the cisterns entered the house through pipes in the west wall of the northwest cellar room (Room B14). From there, it was pumped to a large metal-lined storage tank in the attic. Earlier studies have suggested that the original pump was operated by hand. It is more likely, however, that the Pedders used a motor-operated pump. Architect Holly was familiar with mechanized pumps, which he wrote about in his book *Modern Dwellings in Town and Country* published in 1878:

The ordinary method of raising water into a tank by means of a force-pump is perhaps the simplest; yet there are various mechanical contrivances for saving the manual labor involved by that system. A small Ericsson engine, placed in the cellar at a trifling cost, is an excellent arrangement; and its cheapness and economy in fuel especially recommend it. There is also a small steam-engine manufactured by Baker & Smith, which is put up in connection with their furnace, and, being supplied with steam from the same boiler, is worked without extra expense. The cost of each of these does not exceed two or three hundred dollars.<sup>585</sup>

A pump also would have been needed to draw water from the well. No detailed descriptions are available of the original pumps at either the cisterns or the well. A description does exist for 1888, however, at which time the original equipment may still have been in use:

Letter from Hartford Compressed Air Pump Company to Thomas Edison, March 10, 1888:

I find you have three large cisterns from which you supply tank in House, by a Gasoline Engine, and that you have an Ericson Engine over the Driven well that has been used to replenish cisterns in the dry time and water lawns. The men on the place tell me your main supply is the cisterns.<sup>586</sup>

The water tank in the attic supplied all of the plumbing fixtures in the house. These were located in a toilet room under the main stairway, and in two second-story bathrooms: one used by the family, the other by the help.<sup>587</sup> A first-floor plan of the house published in 1881 also shows

---

<sup>584</sup> A small structure or well house appears to have covered the well, based on a square shape that is colored the same as the house on the 1882 map. Only one photograph of the well house is known (fig. 6).

<sup>585</sup> Holly, *Modern Dwellings*, p. 40.

<sup>586</sup> It appears from this account that there was no direct connection between the well and the house, except by way of the cisterns.

<sup>587</sup> The Lavatory is Room 120; the original family bathroom is Room 211; and the help's bathroom is Room 208.

one sink in the Kitchen, one in the "Butler's Pantry," and three wash tubs in the Laundry.<sup>588</sup> In addition, a furniture bill dated 1882 indicates that wash basins (lavatories) existed in four of the second-story bedrooms, and in the third-story billiard room.<sup>589</sup> A toilet may also have been in the cellar, and a slop sink in the second-story Service Hall, based on remaining physical evidence.

No information has been found on how hot water was generated for domestic use during the Pedder years. A typical arrangement would have been to have a kitchen range with an internal compartment for heating water (called either a "water front" or a "water back"), which was connected to an adjacent storage tank called a "boiler." A kitchen range with a water back and a storage tank existed in the Edison kitchen by 1892, based on plumbers' repair bills for the "range water back and boiler."

Waste water and sewage were drained through sewer pipes. The underground sewer system is illustrated on the 1882 "Map of Residence and Grounds." This shows the underground sewer line as exiting the house on the east side and running in a northeasterly direction. The line branched near the end, terminating in two "cesspools" on the west side of the barn. Two "Trap[s]" along the line most likely functioned as clean-outs.

### Edison Plumbing Improvements (1886-1931)

Improvements, maintenance, and repairs made to the plumbing system by the Edison family are well documented by contractors' bills, correspondence, and other sources. During the time that Thomas Edison lived in the house, a new well and cesspool were dug, electrical pumps were installed, the existing bathrooms were modernized, four bathrooms were added, and the house was connected to the public water-supply and sewer systems. Throughout these years, the original rainwater cisterns and attic storage tank were used.

Maintenance of the plumbing system was an ongoing job, as evidenced by the large number of plumbers' bills. The rainwater cisterns and the attic water storage tank both required periodic cleaning. Frozen pipes in the winter were a problem, as were odors from the sewer system. The pumps needed frequent repairs and replacement parts in order to keep running. The metal fittings at the plumbing fixtures also had to be replated with nickel on occasion, which required that they be removed and sent out.

---

<sup>588</sup> Plan included in the article "House for Mr. Henry C. Pedder," *American Architect and Building News*, Aug. 27, 1881, p. 98.

<sup>589</sup> The "wash basins" are documented by the bill from Pottier & Strymus dated May 7, 1882, who supplied the mirrors and medicine closets over the basins. The wash basins are mentioned in seven rooms as follows: Room Under Stairs [Room 120], Room Over Parlor [Room 200], Room Over Hall [Room 204], Room Over Library - 2nd [Room 206], Room Over Dining Room [Room 213], 2nd Bath [Room 211], and Billiard Room [Room 304]. The bill also refers to "Washstands" that were probably not connected to the plumbing. These were in the Room Over Kitchen [Room 210], the Room Over Parlor - 3rd [Room 300], the Room Over Reception Room [Room 301], the Room Over Library - 3rd [Room 305], and the Room Over Dining Room - 3rd [Room 308/309]. Edison NHS Archives.

Few changes appear to have been made to the plumbing system during the earliest years of Edison's occupancy, 1886-89. Even though the house was equipped with electric lighting in December 1887, electric pumps were not introduced until sometime after March 1888.<sup>590</sup>

The first major project was the sinking of a new well in 1890. Problems with the old well may have been encountered as early as 1889, based on a note to Thomas Edison from Charles E. Dodd stating that "Christopher Baker sunk the well at your residence."<sup>591</sup> No details are known about what was wrong with the old well, although a likely guess is that it had become an unreliable source of water. A new well was therefore drilled the following year, north of the old well. The work was done by David Tuers, who billed Thomas Edison \$432.00 on December 23, 1890.

A new structure appears to have been built over the new well in 1891, based on two invoices: one from D. Wertz dated May 6, 1891, for "slating roof well house," and one from painter Samuel Birdsall dated May 26, 1891, for "painting well house."

The pump installed at the new well in 1890-91 appears to have been powered by electricity. The pump motor, which survives in the pump house today, has a manufacturer's nameplate that reads "Edison General Electric Co. Schenectady Works 1 Kilowatt." Such motors were manufactured between 1886 and 1892.<sup>592</sup>

Several new sinks replaced the old sinks in the service areas of the house in 1890-91. Plumber A. Daum billed the Edisons on July 10, 1890, for "Putting in new Basen [sic] in Hall," which most likely referred to the slop sink in the second-story hall. Two new sinks were supplied and installed the following year by plumbers M. & T. Chalmers. Their bill, dated December 1891, included charges of \$22.00 for an "Earthenware Kitchen Sink" and \$46.00 for "Butler's Pantry Copper sink & fitting."

---

<sup>590</sup> Letter from the Hartford Compressed Air Pump Company to Thomas Edison, Mar. 10, 1888, which mentions a "Gasoline Engine" and an "Ericson Engine." The earliest record of an electric pump on the property is a bill from Thomas Chalmers dated Nov. 1897, for repairing the electric pump in the barn. A later "Underwriters' Association Certification for Electricity" dated Apr. 22, 1910, notes the house as then having "One H.P. [horse power] motor." Edison NHS Archives.

<sup>591</sup> The handwritten note from Dodd, a mason and builder from Orange, New Jersey, is dated Nov. 8, 1889. Dodd was presumably responding to an inquiry from Thomas Edison about the well. [Ref., Burt and Herron, "Historic Furnishings Report" [draft].

<sup>592</sup> Weig, "Historic Structures Report - Part I, Building No. 17, Pump House," p. 3.

The house was connected to city water in 1894.<sup>593</sup> This is documented by a bill from the West Orange Water Company dated May 10, 1894, for "266 ft. of 2" pipe at .45 \$119.70" and "Tap and Street \$20.00," for a total of \$139.70. A later description of the plumbing system suggests that the city water was used only as a supplement to the cistern water:

September 13, 1939, Re: Water at Glenmont

Water in Bathrooms, etc. - Supplied from rain water tank on the third floor [sic: attic]. This water supply is supplemented (when water in tank is practically out) by water from Commonwealth Co. thru [sic] connection in cellar.

It may be possible, therefore, that the well water was no longer used to replenish the cisterns as early as 1894.<sup>594</sup>

Considerable work relating to the plumbing system was undertaken in 1899-1900. First, the old well house was moved away from the house and repaired by carpenter Adolph Vogel, according to his contract dated December 15, 1899.<sup>595</sup> Second, the original hall bathroom (Room 211) was remodeled, and the east dressing room (Room 204) was converted to a bathroom.<sup>596</sup> Finally, a new copper sink was installed in the Pantry, and the Kitchen was outfitted with a new "Porcelain R.R. [rolled rim] Imperial Kitchen sink." The two sinks were supplied and installed by plumbers Cahill & Mills, according to their bill dated September 1, 1900.

A new cesspool was dug in 1902 by Charles Speer at a cost of \$107.00. Speer noted in his bill to Mr. Edison, dated June 24, 1902, that the cesspool "was to be one hundred feet from the old cispool [sic]," although the exact location was not identified. Speer also explained that "the reason I kept the arch so high, was so that it could get a soakage above the hard pan."

---

<sup>593</sup> The water main had been installed in Llewellyn Park three years earlier, in 1891. [Ref., Robbins, "First Planned American Suburban Community," p. 69.]

<sup>594</sup> C. Thore Hallstrom, who began work at the Edison estate as a gardener in April 1934, recalled in 1964 that water was drawn at the well every day by the houseman for drinking purposes at the house. The well water was also apparently used for the animals and greenhouse plants. [Ref., Weig, "Historic Structures Report - Part I, Building No. 17, Pump House," p. 3.]

<sup>595</sup> The contract states, "Est. for moving & repairing well house, [\$]45.00." The work was done, based on the fact that Vogel was paid for the job ("Paid" is stamped on the contract, and "Repairs acc. M.M.E." is written on the bottom). Edison NHS Archives.

<sup>596</sup> The two bathrooms were designed by two New York City firms: architect Percy Griffin, and civil engineers Waring, Chapman & Farquhar. The plumber was Charles F. McGuire and the tile installer was E.H. Harrison & Bro., both of Newark. For more details, see the sections on "Owner's Bath (Room 204)" and "Hall Bathroom (Room 211)."

A second connection was made to the city water system in 1903, to supply a fire hydrant between the north side of the house and the road. A small house to shelter a hose for use with the hydrant was constructed next to the hydrant the following year.<sup>597</sup>

The copper sink in the Pantry was replaced a third time in 1904. The new sink, installed by Chalmers Bros., cost \$22.00 and was described as "1 - 2 part Copper Pantry Sink" in their bill dated December 1, 1904.

Plumbing improvements in 1905 were extensive. Two new bathrooms were installed; two old wash basins (hand sinks, or lavatories) were moved to the third story; and the house was connected to the public sewer system. One of the two new bathrooms was in the second story (Room 201); the other bathroom was in the third story (Room 303).<sup>598</sup>

The two old wash basins reused in the third story in 1905 were installed in Mr. Charles' Room (Room 300) and in the Sewing Room (Room 305). These lavatories had probably come from rooms in the second story.<sup>599</sup> The lavatories are an old style, featuring wood cabinets, marble tops, and decoratively painted basins.<sup>600</sup>

Also in 1905, the system of heating water for the Laundry was improved by the addition of a new hot-water heater and tank. These were supplied and installed by plumbers Milne & Platt, who described the new equipment in their bill dated July 1, 1905, as "one Hot Water Heater, one 60 gallon copper boiler, put in a water pressure regulator, and do the necessary timing."

---

<sup>597</sup> The bill for the connection, "City Water to House," is dated July 23, 1903. Construction of the hose house in Dec. 1904 was charged to a sundries account, entry dated Dec. 30, 1904. Edison NHS Archives.

<sup>598</sup> Architect E.L. Tilton of New York City, who worked on the remodeling of the Living Room in 1905, may have been involved in the designs of both bathrooms. The plumbing was installed by Milne & Platt of Orange, NJ, and the tile work was done by E.H. Harrison & Bro. of Newark. For more details, see the chapters on "South Bathroom (Room 201)" and "Bathroom (Room 303)."

<sup>599</sup> Plumbers Milne & Platt "connected with the new hot and cold water system...two extra basins in 3rd floor." Milne & Platt's estimate is dated July 11, 1905, and their bill is dated Oct. 9, 1905. Edison NHS Archives.

<sup>600</sup> The basins had most likely been replaced by the Edisons in 1896, based on a bill dated Nov. 1896 from plumber F.W. Miller that included "3 Imported Basins" and "3 Silver plated basin strainers & plugs." Edison NHS Archives.

The addition of the two new bathrooms may have been the reason why the house was finally connected to the existing public sewer line in 1905, making the cesspools obsolete.<sup>601</sup> The general contractor for the job was Charles Ippolito, whose handwritten contract, dated September 26, 1905, reads as follows:

I hereby agree to lay a 6" sewer from present box on house to trunk sewer on Glen Ave., furnishing pipe & all necessaries, for...fifty six cents per foot, to put in three manholes as located by engineers at 22.00 each, and to put road back into good condition as at present, i.e. in good condition 7 months from date. Also to lay 4" sewer connecting stable with the 6" same, at the price of 49 [cents] per foot. All to be done according to survey of A. Potter map of Sept. 26/05.

Charles Ippolito, General Contractor<sup>602</sup>

The sewer line work was carried out as specified, and also included an additional line for a drain, according to Ippolito's bill dated December 27, 1905.<sup>603</sup> The total cost was \$431.74.

The last bathroom installed during Thomas Edison's lifetime was the second-story West Bathroom (Room 212). This room, which had been furnished as a boudoir in 1887, was converted to a bathroom in 1909-10.<sup>604</sup> Two new lavatories were also installed in the house at this time: one in the closet (now Room 209) off the North Bedroom, the other in the newly enlarged third-story Bedroom #2 (Room 307).

The only description of the early electric cistern pump is provided by the "Underwriters' Association Certification for Electricity" dated April 22, 1910. This notes that the house had 497 lamps and "one 1 H.P. [horsepower] motor."

The laundry plumbing was extensively renovated in 1916. Three new laundry tubs were supplied and installed by plumbers C. Garrabrant & Son, according to their bill dated February 1, 1916. The water source for the laundry heater was also changed at this time to tap directly into the water-storage tank in the attic.

Work in 1918 involved moving "water tanks" (other than the main storage tank) from the third story to the attic. The work is documented by work orders from Thomas A. Edison, Inc., dated March through May 1918. These itemize the labor and materials used "To move water tanks from third floor to attic & reconstruct same."

---

<sup>601</sup> The sewer line had been installed in Llewellyn Park in 1894, when the West Orange sewage system was created. [Ref., Robbins, "First Planned American Suburban Community," p. 69.]

<sup>602</sup> The map by A. Potter has not been found in the Edison NHS Archives.

<sup>603</sup> The "drain" was most likely a storm drain. The final bill also listed three "manholes" at \$22.00 each.

<sup>604</sup> The architect for the project was Wilbur Knowles of New York City. The plumber was Charles McGuire and the tile installer was E.H. Harrison & Bro., both of Newark. For more details, see the section "West Bathroom (Room 212)."

Additional information is provided in a letter dated May 25, 1918, to Mr. Edison from his secretary R. W. Kellow, which says:

Mrs. Edison tells me that you agreed to give her \$1,000 toward the expense of plumbing etc. required to move toilet tank at the house. Mrs. Edison has bills for this work a little in excess of this figure. ["OK" is written in pencil and signed "TAE."]

Very little is known about the function and age of the third-story water tank or tanks. Other documentation suggests that Room 307, which had been enlarged in 1909-10, may have been the "tank room" from which the tanks were removed. No physical evidence, however, survives in the room today.

Regular monthly inspections of the pumps and motors at the house were carried out beginning in 1919 and continuing through the 1920's. These inspections were conducted by the Construction and Maintenance Division of the Thomas A. Edison Laboratory, and were billed to Thomas Edison's private account.

The Construction and Maintenance Division was also the recipient of a schematic drawing dated March 22, 1920, and entitled "Basement: West Orange, N.J., Hot and Cold Water System, Residence of Mr. T.A. Edison." This drawing, which had been made by the Laboratory Construction and Engineering Department, shows two domestic hot-water storage tanks (labeled "boilers") in the cellar. One, on the north side of the cellar (in Room B14), stored water heated by a "Gas Heater." The other, in the east cellar room (Room B5), stored water heated by the adjacent coal "furnace" (i.e., the steam boiler for the main heating system). Other plumbing fixtures shown in the cellar include a "motor driven pump" and a "hand pump" in Room B14, and a "sink" at the west wall of Room B5. Plumbing lines were numbered 1 through 30, and valves were lettered A through H. Both are listed in a "KEY" at the upper right-hand corner of the drawing. Also shown at the top of the drawing is the "House Water Tank Located in Attic."<sup>605</sup>

Detailed descriptions of all of the plumbing fixtures in the house were made for the residence appraisals of 1921, 1924, and 1931. The appraisals indicate that the cistern pump had been changed by 1921 from a one-horsepower model (described in 1910) to a two-horsepower model. The 1931 appraisal also explains that the hand pump was a "priming pump." It is also possible to ascertain from the appraisals that a new Monel metal sink was installed in the Pantry sometime between 1924 and 1931, and that a lavatory was installed in one of the third-story rooms (Room 306) sometime after 1931. Exact transcriptions of the appraisals are included in the sections of this report discussing individual rooms.

---

<sup>605</sup> The drawing is in the Edison NHS Archives. It was transmitted by Edison's secretary R. W. Kellow to Mr. Nicolai of the Construction and Maintenance Division in a memorandum dated Mar. 30, 1920, which is also in the Edison NHS Archives.



**Later Edison Plumbing Work (1931-47)**

Mrs. Edison continued to improve and add to the plumbing system after her husband's death in October 1931. As in previous years, the original cisterns and attic storage tank remained in use.

A direct connection with the city water line was made in the Kitchen around 1934, according to the remembrances of former Glenmont gardener C. Thore Hallstrom.<sup>606</sup>

The workings of the existing plumbing system in 1939 were described in a memorandum to Mina Edison Hughes from James Laing dated September 13, 1939. An excerpt of this reads:

Re: Water at Glenmont

Checked with Stewart on water conditions at house. He cleaned out the Storage Tank on the third [sic: attic] floor before your return from Chautauqua. There is sufficient water in the cisterns but I understand from Stewart that the rain water is withdrawn from the storage tank faster than it is replaced by the pump in the cellar, especially when washing is being done. When this condition arises he switches over to the West Orange water.

The cisterns were cleaned out a little over a year ago. If you are having trouble from discolored water it may be necessary to have them cleaned again. There is only one direct connection with the West Orange water for drinking purposes and that is in the kitchen....

One more bathroom was added to the house in 1940 (Room 207). The architect was Henry Barrett of Montclair, New Jersey, and the general contractor was Hunter Lindsay Corporation of Orange, New Jersey. The bathroom was located in a new second-story addition on the north side of the house. It was the first bathroom to be connected directly to the city water system.

Only two other changes appear to have been made during Mrs. Edison's remaining years in the house. First, the laundry plumbing was connected directly with the city water supply. Second, a new toilet was installed in the old hall bathroom (Room 211), as indicated by the manufacturer's date on the underside of the toilet tank cover.

**Plumbing Alterations (1950's)**

Two changes were made to the plumbing system in the 1950's, when the house was in the ownership of Thomas A. Edison, Inc.

First, the use of cistern water was discontinued in 1950. This was the result of the electrical system being changed from direct current to alternating current, which made the cistern pump's

---

<sup>606</sup> Weig, "Historic Structures Report - Part I, Building No. 17, Pump House," p. 3.

motor unusable. The attic tank was thereafter filled exclusively with water from the public water supply. Use of the well was probably also discontinued at this time, for the same reason.<sup>607</sup>

The second alteration involved the replacement of an original lavatory in one of the third-story rooms (Room 308) with a modern lavatory. This is documented by the approved budget for 1952, and by the number "52" on the underside of the existing lavatory.

#### **National Park Service (1960's)**

Extensive plumbing work was undertaken by the National Park Service in 1963. The Service Bathroom (Room 208) was completely modernized at this time under purchase order EDIS 29-22, dated August 21, 1963. The contractor for the work was Carmine J. Angelone, and the contract price was \$1,552.75. The job included removing and discarding the existing plumbing fixtures and installing new plumbing fixtures.

Purchase order EDIS 29-24, also dated 1963, was for replacing defective sections of galvanized-iron hot-water piping in the house with copper piping. In addition, one hot-water heater was connected to the low-pressure lines (fed from the attic tank); a second hot-water heater was connected to the high-pressure lines (fed directly from the city water supply).

More work was carried out in 1963 under purchase order EDIS 29-105. The water-storage tank in the attic was disconnected but left in place. New copper piping replaced the old piping in several rooms, which were then connected directly to the city water supply at high pressure. These rooms included the Laundry (Room 106), the Kitchen (Room 107), the Pantry (Room 108), the North Bathroom (Room 207), the Service Bathroom (Room 208), the slop-sink closet (off Room 215), and the third-story Bathroom (Room 303). The remaining rooms with old piping were also connected to the city water supply, but the water pressure was reduced to 25 pounds with a pressure-reducing valve.

The water service to the house was replaced in 1966 by the Fritz Contracting Company for \$630.

#### **Existing Plumbing Equipment**

The following is a listing of the existing plumbing equipment in the house, arranged in chronological order. Detailed descriptions of the equipment may be found in the sections on individual rooms.

---

<sup>607</sup> Weig, "Historic Structures Report - Part I, Building No. 17, Pump House," p. 3. Weig notes that the use of the well pump was discontinued in 1950 due to the change in electrical service. It is therefore logical to assume that the cistern pump, which was also connected to direct current, was made obsolete at this time. The attic tank was described in 1962 as being "filled by a connection with the West Orange Water supply system." [Ref., Crawford, "Historic Structures Report - Part I, 'Glenmont' Architectural Data," p. 6.]

**1880-81**

- Three rainwater cisterns
- Attic water-storage tank
- Marble-counter lavatory, Room 120 (unchanged from its original location)
- Marble-counter lavatory, Room 201 (reused in 1905—possibly from Room 211)
- Marble-counter lavatory, Room 300 (reused in 1905—possibly from Room 200 or Room 204)
- Marble-counter lavatory, Room 304 (unchanged from its original location)
- Marble-counter lavatory, Room 305 (reused in 1905—possibly from Room 200 or Room 204)

**1890-91**

- Well and Pump House (Building 170)
- Pump-house motor, labeled “Edison General Electric Co. Schenectady Works 1 Kilowatt”

**1896**

- three decoratively painted basins, in the lavatories of Rooms 300, 304, and 305. The basins are documented by a bill from F.W. Miller dated November 1896 for “3 Imported Basins” and “3 Silver plated basin strainers & plugs.” Written on the bottom side of the basins is the following information:

Manufactured for the J.L. Mott Iron Works Exclusively (John Dimmock & Co. Hanley Staffordshire Potteries) New York

**1899-1900**

- Owner's Bath (Room 204):
  - lavatory (J.L. Mott)
  - toilet, high tank (J.L. Mott)
  - bathtub, claw foot (Standard Manufacturing Co.)
- Hall Bathroom (Room 211):
  - lavatory (J.L. Mott)
  - bathtub, claw foot (Standard Manufacturing Co.)
  - seat bath, claw foot (no manufacturer's identification)

**1905**

- South Bathroom (Room 201):
  - toilet, high tank (J.L. Mott)
  - bathtub (no manufacturer's identification)
- Bathroom (Room 303):
  - lavatory (no manufacturer's identification)
  - toilet, high tank (J.L. Mott)
  - shower, tubular type (J.L. Mott)

**1909-10**

- North Room Lavatory (Room 209):  
lavatory (Standard - D & M Works U.S.A.)
- West Bathroom (Room 212):  
lavatory (The J.L. Mott Iron Works)  
toilet, high tank (The J.L. Mott Iron Works)  
bathtub (Standard)
- Bed Room #2 (Room 307):  
lavatory (Standard - D & M Works U.S.A.)

**1916**

- Laundry (Room 106):  
three laundry tubs

**Before 1921**

- Laboratory (Room 110):  
kitchen-style sink  
laundry-style tub

**1923**

- Service Hall (Room 215):  
slop sink (Standard)
- Bed Room #1 (Room 306):  
lavatory (Standard Sanitary Manufacturing Company)  
[Note: The numbers "22" or "23" on the lavatory suggest that it was made in 1922 or 1923. The residence appraisals indicate, however, that the lavatory was installed in the room sometime after January 1931.]

**Circa 1924-31**

- Pantry (Room 108):  
sink, Monel metal

**After 1931**

- Bed Room #1 (Room 306):  
lavatory (see "1923")

**1940**

- Kitchen (Room 107):  
sink (American Radiator and Standard Sanitary Corporation)
- Northeast Bathroom (Room 207):  
lavatory (Standard)  
toilet, low tank (no manufacturer's identification)  
bathtub (Standard)  
shower (Standard)

**1941**

- Hall Bathroom (Room 211):  
toilet, low tank (no manufacturer's identification)

**1952**

- Bed Room #3 (Room 308):  
lavatory (American Standard & Radiator Corporation)

**1961**

- Kitchen (Room 107):  
sink faucets (American Standard)

**1962**

- Bathroom (Room 303):  
lavatory faucets (American Standard)

**1963**

- Service Bathroom (Room 208):  
  
lavatory (American Standard Corporation)  
toilet (American Standard Corporation)  
bathtub (American Standard Corporation)

## PROTECTION SYSTEMS

### Fire-Detection and -Suppression Systems

#### General Information

The Edison family was aware of the importance of fire safety, as evidenced by records of fire-fighting equipment at the house. However, it was not until 1968 that a rudimentary fire-detection system was installed in the house by the National Park Service. This was replaced by the existing Pyrotronics system in 1978.

#### History

##### **Pedder Years (1880-84)**

No information is available on fire-fighting equipment for the Pedder years.

##### **Edison Years (1886-1931)**

No information is available on what fire-fighting equipment, if any, the Edisons had at the house during their early years of occupancy. The earliest record is dated 1903, when a fire hydrant was installed on the north side of the house, across the driveway from the pump house. The hydrant was connected directly to city water, assuring a reliable supply in case of emergency.<sup>608</sup> A small wood building was built next to the hydrant the following year, in 1904, to shelter the hose.<sup>609</sup>

The first mention of fire extinguishers in the house is a bill dated January 4, 1915, for one dozen extinguishers. It is probably no coincidence that the extinguishers were purchased less than one month after a devastating fire occurred at the Edison laboratory on the evening of December 9, 1914. The extinguishers were supplied by the Edison Chemical Works of Silver Lake, NJ. They were ordered by George Meister for Mrs. Edison, who paid for them out of her household "furnishings" account.

---

<sup>608</sup> Connection to the city water line is documented by a bill dated July 23, 1903, for "Pipes...City Water to House." Edison NHS Archives.

<sup>609</sup> The hose house is documented by an entry in the Thomas Edison private accounts, dated Dec. 30, 1904, for "Sundries in connection with Building Hose House in Park, during December 1904. \$9.21." Edison NHS Archives.

The fire hydrant and hose house are also discussed in R.V. Simmonds, L. Siroky, R.C. Case, and J.F. Kozel, "Historic Structure Report: Glenmont and Laboratory Unit Fire and Intrusion Protection and Replacement of Electrical Systems: Architectural Data" (NPS: Denver Service Center, Dec. 1976), p. 10.

The bill from the Edison Chemical Works reads as follows:

1 Doz Pyrene Fire Extinguishers #9819	7.00 each	84.00
1 Doz Brackets for same	.50 each	<u>6.00</u>
		90.00
	10% off	<u>9.00</u>
		\$ 81.00

Regular fire-safety inspections of the buildings at Glenmont began to be made in the 1920's. The inspections for 1920 only are documented by memoranda to R.W. Kellow, Thomas Edison's personal secretary. Excerpts from the memoranda are transcribed below:

Memorandum dated March 10, 1920, from the Insurance Service Department of the Edison Laboratory. Fire Chief Allen reports that when he visited Mr. Edison's Residence he found all fire appliances and equipment in good condition.

Memorandum dated March 30, 1920, from the Insurance Service Department. Fire Chief Allen reports that on March 22nd, he installed fire extinguishers on the Edison property in Llewellyn Park as follows: Residence 5.

...The employees were instructed by the Chief how to use these extinguishers in the event of a fire.<sup>610</sup>

Memorandum dated April 23, 1920, from the Insurance Service Department. Fire Chief Allen inspected Mr. Edison's residence...on April 16th, and makes the following report. Fire appliance and equipment found in good condition.... He explained and demonstrated the operation of the portable Wilson fire escape, recently installed in an upper apartment. He states that this fire escape is not of the best recommended type. There are better fire escapes on the market which have wire rope instead of light manila rope.

Memorandum dated September 30, 1920, from the Fire Protection Engineer. Chief Allen recently made his monthly inspection of the Edison residence and garage. He reports that all fire appliances in the residence were found in order.

Memorandum dated November 3, 1920, from the Fire Protection Engineer. Chief Allen recently made his monthly inspection of Mr. Edison's home, and reports the following: Fire pails on first and third floors found almost empty.

---

<sup>610</sup> These were most likely the five "Accurate copper fire extinguishers" listed in the furnishings appraisals of 1921, 1924, and 1930.

Regular monthly fire inspections of the residence continued during the years 1921 and 1922, according to entries in Thomas Edison's private bill books for those years. No detailed reports, however, have been found in the Edison NHS Archives for those years.

The locations of the fire extinguishers and fire pails within the house were recorded by the furnishings appraisals of 1921, 1924, and 1930. The descriptions and locations, summarized below, remained the same for all three years. The "Pyrene" fire extinguishers were most likely those that had been purchased in 1915, while the "Accurate" fire extinguishers were probably those installed by Fire Chief Allen in 1920. It is not known when the fire pails, which were most likely filled with sand, were introduced. The appraisals are summarized below:

Basement, Miscellaneous [Room not specified]:

- 1 Accurate copper fire extinguisher

Kitchen [Room 107]:

- 1 Accurate copper fire extinguisher
- 3 Fire pails

Pantry [Room 108]:

- 1 Pyrene brass fire extinguisher

Sitting Room [Room 205]:

- 1 Pyrene fire extinguisher

Hall, Second Floor [Room 214b]:

- 2 Pyrene brass fire extinguishers
- 1 Accurate fire extinguisher

Hall, Third Floor [Room 312]:

- 1 Accurate copper fire extinguisher
- 2 Fire pails

Attic Store Room [Room ?]:

- 1 Accurate copper fire extinguisher

To summarize, the house was equipped with nine fire extinguishers and five fire pails during the years 1921 through 1930.

### Hose House Alterations (1951)

No information is available on the fire-safety practices of Thomas A. Edison, Inc., which owned Glenmont from 1947 until 1959. It is known, however, that the hose house was repaired and moved across the driveway in 1951. The fire hydrant is said to have been inoperative at that time.<sup>611</sup>

---

<sup>611</sup> Simmonds et al., "Historic Structure Report, Glenmont and Laboratory Unit Fire and Intrusion Protection and Replacement of Electrical Systems," p. 10.



### **National Park Service Work (1960's and 1970's)**

Considerable work has been undertaken by the National Park Service since its acquisition of the house in 1959. The earliest work took place in 1964, when the hose house was reconstructed in its original location.

The house was first equipped with fire-detection equipment in 1968. This work was done as part of contract CX 14-10-7-981-93, "Electrical and Heating Systems: Glenmont." The original specifications called for all five stories of the house to be outfitted with "Protectowire"—a heat-sensitive cable. Funding restrictions, however, confined most of the work to the cellar and attic stories, with alarm gongs placed in the first, second, and third stories. A direct-dial hookup with the West Orange Fire Department was installed in 1975.

The "Protectowire" system was replaced in 1978 by the existing "Pyrotronics" fire-detection and alarm system. The equipment was installed under contract CX 1600-8-9002, "Fire Protection, Intrusion & Electrical." The work involved installing ionization smoke detectors in the ceilings of most rooms in the cellar through attic stories. Annunciator panels were located in the cellar (Room B15) and the first story (Room 106), and alarm gongs were placed in the first, second, and third-story halls. A fire-suppression system utilizing halon gas tanks was also installed in the cellar boiler room (Room B1) and in the unfinished portion of the attic (Room A6). These areas were considered to have a high risk of fire because of the presence of equipment for the heating system.

In addition to the built-in equipment described above, fire-emergency boxes were also installed in each story in the mid-1980's. These are large yellow-painted wood boxes with hinged lids that contain supplies that would be useful in a fire emergency, such as blankets and flashlights.<sup>612</sup>

### **Summary of Existing Fire-Protection Equipment**

#### **Edison Equipment**

- Fire hydrant, 1903 [extant?]
- Hose House, 1904 (reconstructed 1964)
- Pyrene brass fire extinguishers (?)
- Accurate copper fire extinguishers (?)
- Fire pails (?)

---

<sup>612</sup> The boxes were installed after a fire at another NPS site—Franklin D. Roosevelt NHS—in Jan. 1982.

**National Park Service Equipment**1968

- Obsolete alarm gongs, Protectowire system: Rooms 117, 214b, and 311

1978

- Ceiling-mounted Pyrotronics ionization smoke detectors: most rooms in the cellar, first, second, third and attic stories
- Pyrotronics annunciator panels and pull-box alarms: Rooms B15 and 106
- Pyrotronics alarm gongs: Rooms 117, 214b, and 311
- Halon gas tanks and piping: Rooms B1 and A6

1985

- Fire-emergency boxes

## Security Systems

### General Description

The house is protected today by a security system installed by the National Park Service in 1985, supplemented by routine patrols conducted by NPS rangers. This system was only the second one in the house; the first was a burglar-alarm system installed for Thomas Edison in 1889.

### History

#### **Edison Burglar-Alarm System (1889)**

An electric burglar-alarm system, door bells, and annunciator bells were installed in the house in 1889 by electricians Edwards & Co. The work is documented by a letter from Edwards & Co. to Charles Batchelor dated September 14, 1889, which states, "The work at Mr. T.A. Edison's house is all finished with the exception of putting the stair matting down, which we will do on Wednesday Sept. 18th next."<sup>613</sup> None of the cellar openings were included in this system. Intrusion protection at that level consisted of a lock on the outside door and metal grilles on the exteriors of the windows.

Attachments to the letter describe the workings of both the newly installed burglar-alarm and bell systems. The description of the burglar-alarm system is transcribed in its entirety on the following pages.

---

<sup>613</sup> It appears that the work was scheduled to coincide with the Edisons' trip to Europe, in August and September 1889. The Edisons' trip is described by Josephson in his book *Edison*, p. 333.

Letter Excerpt: September 12, 1889Buglar[sic] Alarm Connections  
1st floor

## Tags Marked

Front door	Connects	Main Entrance door
Reception	"	Windows in Main hall & Reception Room
Parlor	"	all Windows in parlor
Library	"	" " " Library
Dining Room	"	" " " Dining Room, doors & drawers of Side board, & folding doors leading to unfinished Room
1st Hall	"	all Doors leading from Main hall
Main Stairs	[connects]	3 steps on lower & 3 steps on upper flight
Servents [sic] dining Room	[connects]	all windows in Servants dining Room
Laundry	"	all windows in Laundry
Servents [sic] Entrance	"	door leading to yard and cellar door
Kitchen	"	all windows in Kitchen and large Room
Labratory [sic]	"	1 Door and two windows
Butlers Pantry	"	Windows in Pantry

Letter Excerpt: September 12, 1889 (cont'd)Buglar [sic] Alarm Connections  
2 [sic] floor

2 floor front and Guests Room	connects all windows in Main Chamber, Toilet Room
Sitting Room	connects all Windows in Sitting Room & Spare Room
2 floor Rear	connects all windows rear part of house
2 floor Door	connects door leading from 2d Hall to Servents [sic] hall
3 floor Door	connects door leading from 3d Hall to Servents [sic] Hall
Silver Closet	connects doors of closet in 2d Hall

To Set Alarm<sup>614</sup>

- 1st Trow [sic] cut off switch to the right and against Stop.
- 2d See that all the small switches are set on upper or lower bar.
- 3d Press down on Switches on Side of Instrument, will indicate what part of house has been left open by the dropping of White Tag.

Switches placed on lower bar will be disconnected by clock at any time for which numeral on smaller dial is set under the hour hand.

Switches placed on upper bar are only disconnected at will of operator or by trowing [sic] cut off switch.

Switches to be entirely disconnected or not used are to be placed between the bars.

---

<sup>614</sup> It is not known where in the house the control panel "instrument" was located.

### National Park Service Security Systems

The 1889 system ceased to function at some unknown date. Contract specifications for a modern security system at Glenmont were prepared in 1978.<sup>615</sup> These were for a “buried line intrusion detection” system that was to be installed at the perimeter of the house. The work, however, was never done.<sup>616</sup>

No system was in place in 1981, when the house was unlawfully entered and numerous pieces of Edison silver were stolen. The theft was discovered by a routine guard patrol at 11:45 pm on Thursday, April 23.<sup>617</sup>

Despite the obvious need for additional security measures, it was not until 1985 that a security system was finally installed in the house.<sup>618</sup> The equipment is a “Honeywell System 2000” with a direct dialer to the West Orange Police Department.

#### Existing Security Equipment

No remnants of the original 1889 burglar-alarm system have been found. The intrusion-detection equipment installed by the National Park Service in 1985 is in operation today.

---

<sup>615</sup> NPS contract CX 1600-8-9002, “Edison NHS Fire Protection, Intrusion and Electrical.”

<sup>616</sup> The underground detection system was installed at the Edison NHS Laboratory. It was found, however, that the system was accidentally activated by vibrations caused by large trucks, and it was eventually disconnected. Telephone conversation with Bob Zimmerman, Edison Chief of Maintenance, Oct. 23, 1992.

<sup>617</sup> The “Case Incident Record” is on file at the park. The report indicates that 79 pieces of silver and two cassette recorders were stolen.

<sup>618</sup> The work was done under NPS contract CX 1600-8-9002, “Edison NHS Fire Protection, Intrusion and Electrical.”

## Pest Management

### General Information

The house at Glenmont has been a home not only to humans but also to insects and rodents. Vermin infestation is less of a problem today than in previous years, however. This is largely because quantities of food are no longer stored in the house.

### History

#### **The Edison Years (1886-1931)**

The historical record indicates that the Edisons' house was inhabited by cockroaches, rats, and mice.

"Chloroform for killing roaches" was "furnished from stock" during the years of 1891, 1892, and 1894.<sup>619</sup> No record of the cockroach problem has been found for the years after 1895. This may mean that the cockroach population had been eradicated, or that the Edisons' system of tracking sundry expenditures had been changed. Of the two possibilities, the latter is the more likely one.

Mrs. Edison hired the services of The "Sure Expeller" Vermin Destroying Co. to rid the house of rats in November and December 1914. One man with two ferrets worked in the house the nights of November 24 and December 8 and 9, and two men with four ferrets worked the nights of November 25 and 26.<sup>620</sup> Their efforts located the rat holes, which they closed up using a combination of tin, plaster, and cement. The cellar windows and other openings in the foundation walls were also covered with half-inch wire netting.<sup>621</sup>

Continuing problems with rats and mice were recorded in the miscellaneous notebooks of John Miller, Mrs. Edison's brother, for the years 1921 and 1922.<sup>622</sup>

November 28, 1921: Glenmont Rat Extermination  
Set out seven pans with 'Asoa' in basement & attic.

---

<sup>619</sup> The sundry expenditures for the years 1891 through 1916 are found in the "General Household Accounts" in the Edison NHS Archives.

<sup>620</sup> A "ferret" is "a partially domesticated usu. albino European polecat that is...used esp. for hunting rodents." [Ref., *Webster's Ninth New Collegiate Dictionary* (Springfield, MA: Merriam-Webster Inc., 1983), p. 457.]

<sup>621</sup> Two bills were submitted by the "Sure Expeller" Company—one dated Dec. 1, 1914, the other dated Dec. 15, 1914. The total cost for the work, which included transportation costs for the men and ferrets, was \$117.99. Edison NHS Archives.

<sup>622</sup> John V. Miller, "Miscellaneous Note Books No. 2 (21-07-01), No. 3 (22-05-23), and No. 5 (22-11-29). Edison NHS Archives.

August 18, 1922: [General notes regarding the ongoing problem with rats and mice.]

October 30, 1922: House Refrigerator Removed old [refrigerator] box and found floor in bad shape, also nest of rats - called Struck to have man repair floor 1st thing in morning - OK.

December 6, 1922: Rats House [Telephoned someone who] will come over Friday and continue work.

### National Park Service Pest Management at Glenmont

Most of the pest infestations in the house today are confined to the Kitchen, Pantry, and Laundry Room areas of the house.<sup>623</sup> Cockroaches and mice are present, as they were during the Edison years. Red ants are also an occasional problem, as are wasps that make nests in the exterior woodwork.

The park has attempted to limit the extent of infestation by restricting food consumption to two rooms only: the Kitchen and Laundry Room. Cockroaches, mice, and ants are monitored on an ongoing basis by using sticky-glue traps. When a problem is noticed, the following steps are taken:

COCKROACHES	Boric acid powder is poured along the baseboards and in cracks and crevices.
MICE	Spring traps are put out.
RED ANTS	Diazanone or Durthban is applied on an alternating basis.

Wasps nesting in the exterior wood siding are controlled by spraying with an Agnew Company product.

---

<sup>623</sup> Pest management at Glenmont is the job of Mr. George Crothers, Gardener. Information about recent pest problems was obtained in a telephone conversation with Crothers on Oct. 22, 1992.



**IV. RECOMMENDATIONS**

## EXTERIOR RECOMMENDATIONS

As explained previously, the year 1930 has been selected as the restoration date for Glenmont. The following actions need to be taken in order to return the exterior of Glenmont to its appearance in 1930.

### Reconstruct Screened Porch

#### Summary

The Screened Porch (Room 202) on the south side of the house at the second-story level during the historic period is missing and should be reconstructed. The porch was completely rebuilt as a glassed porch in 1935, which was removed by the National Park Service in 1965. The screened porch measured approximately 12 feet wide by 24 feet long.

#### Tasks

- 1) Prepare architectural drawings of the screened-porch structure, based on figures 21 and 122.
- 2) Reconstruct using wooden framing, screened window panels, canvas awning, and wooden floor slats.

### Demolish 1940-Bathroom Addition

#### Summary

The 1940-bathroom (Room 207) is located off Room 206 on the north side of the house at the second-story level. It was built on top of a roof deck over the Service Dining Room (Room 105). The one-story addition is of frame construction; it measures approximately 7 feet wide by 12 feet long. Plumbing fixtures inside the bathroom include a lavatory, toilet, bathtub and shower. Interior finishes include ceramic tiles and plaster.

#### Tasks

- 1) Carefully demolish the existing bathroom addition.
- 2) Dispose of building materials.
- 3) Restore the exterior floor deck (it was probably a flat-seam metal roof, similar to the other roof decks).
- 4) Restore the window opening (which was converted to a doorway for the addition). Restoration of the window should be based on the appearance of the surviving extant windows in Room 206. The window will need a frame, one-over-one sashes with clear glass, a transom sash with stained

glass, trim on the exterior side, and a lower wood panel on the interior side (the interior architrave exists).

### Fabricate Window Awnings

#### Summary

The dark-green canvas awnings on the house today date to 1935. The awnings that were on the house circa 1918-34 were a striped design. These awnings are described on page 124 of this report as follows:

The first evidence that the awnings had been recovered in a new fabric [as proposed in 1917] is a photograph dated 1929 of the front side of the house (fig. 23). This shows the awning fabric to be striped in alternating bands of dark and light colors. The edges are deeply scalloped, with both the dark bands and the light bands finished in convex ends. Similar to the earlier awnings, the fabric draped the sides in long curtains. The material is assumed to have been canvas, but no information has been found on the colors. No samples of this awning fabric are known to survive. It is believed that these awnings were used through 1934.

#### Tasks

- 1) Determine which windows in the first, second and third windows had awnings in 1930.
- 2) Assess the existing awning frames to determine if they can be used for the new awnings.
- 3) Prepare design drawings based on the photographic documentation (fig. 23).
- 4) Choose an appropriate fabric design based on the photographic documentation (fig. 23). The available documentation does not indicate the color of the 1918-34 awnings; an appropriate color could be selected based on typical color schemes of the period.
- 5) Fabricate the awnings for seasonal installation.

## **INTERIOR RECOMMENDATIONS - PUBLIC-VIEWING ROOMS**

The following actions need to be taken in order to return the interior of Glenmont to its appearance in 1930.

### **Fabricate Window Screens for the Conservatory (Room 101)**

#### **Summary**

The appearance of the Conservatory changed seasonally through 1930, with the installation of large window screens during the warm summer months and storm sashes during the cold months. The storm sashes, which are now in place year-round, were puttied into place permanently in 1941-42. Restoration of this room to the 1930 period would involve fabricating and using the window screens during warm-weather months.

#### **Tasks**

- 1) Prepare measured drawings of the seven window-screen sashes (three flat and four curved—see figs. 16 and 40).
- 2) Fabricate the screen sashes.
- 3) Provide instructions to the Edison NHS maintenance staff on the installation, removal, and storage procedures for the storm sashes and screens.

### **Remove or Conceal Sheet-Metal Heating Duct in the Entrance (Room 103a)**

#### **Summary**

An exposed sheet-metal heating duct was installed by the NPS at the south wall of the front-entrance vestibule in 1968. Restoration of that area to 1930 would necessitate the removal or concealment of this visual intrusion.

#### **Tasks**

- 1) Determine what impact removal of the heating duct would have on heating the rooms above Room 103a (Rooms 205 and 304).
- 2) Determine if an alternative approach (such as designing an enclosure for the heating duct) is feasible.
- 3) Remove and/or conceal the heating duct.

## Restore the Den (Room 114)

### Summary

The Den was considerably altered by interior decorator Mrs. Renner for Mrs. Edison in 1935. The ceiling only was partially restored by the NPS to its pre-1935 appearance in 1967. The following work is needed to restore the room to its 1930 appearance.

### Tasks

- 1) Restore the fireplace mantel by fabricating an overmantel arch and lengthening the existing columns. The design of the restored mantel should be based on early historic photographs of the room (such as figure 90).
- 2) Reinstall the decorative wood screen at the south window bay using pieces stored in the attic. Missing sections will need to be fabricated based on surviving fragments and historic photographs of the room (such as figure 91).
- 3) Restore the walls by fabricating and hanging a "corded Tapestry with pulvinated border." The design of the tapestry should be based on the surviving fabric on the walls in the north adjacent room (Room 113). Additional research will be needed to determine the appearance of the "pulvinated border."
- 4) Restore the ceiling in the south bay by painting a stenciled design at the perimeter. The design should be based on the historic photographs of the room (such as figure 91). No information is available on the colors that were used in the design, since the entire ceiling was replaced in 1966-67. An appropriate color scheme will therefore have to be devised.
- 5) Complete the restoration of the coved ceiling by reproducing the "stucco effect" side panels (24 total), and by backlighting the stained-glass panels. The large allegorical painting also needs to be evaluated and treated by a paintings conservator.

## Restore the Dining Room (Room 115)

### Summary

The Dining Room was redecorated by Mrs. Renner for Mrs. Edison in 1935; it retains this appearance today. Restoration of the room to its 1930 appearance would involve the following work.

### Tasks

- 1) Paint the woodwork (including the wainscot, fireplace mantel, doorway architraves, and window architraves) an "ivory white" color. Paint analysis will be needed in order to obtain an appropriate color match.
- 2) Paint the cornice and ceiling; appropriate historic colors should be based on a paint analysis of those elements.

- 3) Restore the finishes of the sideboard and the china closet on the north side of the room by removing the existing green paint. A furniture conservator should be consulted to determine the original finishes, which will need to be preserved and/or replicated. The sideboard is an original feature of the room dating to 1880-81 (and altered in 1902); the china closet was added in 1902.
- 4) Restore the walls above the wainscot by fabricating and installing a "green stripe material," which was hung originally in 1902. The design of the "material" should be based on the historic photographs of the room (such as figure 104). No samples are known to survive.

### **Determine the Historic Paint Color of the Fern Room (Room 116)**

#### **Summary**

The architectural features of the Fern Room are unchanged from their original construction in 1909-10. It is not known, however, when the existing brown-beige paint began to be used in the room. Paint analysis, which has not yet been done, may determine that the room was painted a different color in 1930.

#### **Tasks**

- 1) Document the paint history of the room by doing a paint analysis.
- 2) If it is determined that the room was a different color in 1930, repaint the room in the appropriate color.

### **Paint the Owner's Room (Room 203)**

#### **Summary**

The bedroom of Thomas and Mina Edison, which was labeled the "Owner's Room" by the residence appraisals of 1921, 1924, and 1931, was last redecorated by The Herter Looms in 1923. Since 1923, the room has been painted approximately two times, once in 1952 and again in 1962; the canvased walls and woodwork are now painted pink-beige. Restoring the room to its appearance in 1930 would involve painting the walls and woodwork a cream-white color. The ceiling should probably also be painted at this time.

#### **Tasks**

- 1) Obtain color matches for the 1923-period wall, woodwork, and ceiling finishes.
- 2) Paint the room in the historic 1923 colors, which existed in 1930.

### Paint the Walls of the Living Room (Room 205)

#### Summary

The Living Room is unchanged, except for its wall color, from its last remodeling in 1923. In 1923, the woodwork was painted green and gold and the canvased walls were painted a cream/pale-yellow color. This was changed in 1934, when the walls were painted the same green color as the bookcases. Restoring the room to its 1930 appearance will require changing the wall color.

#### Tasks

- 1) Do a color match to paint samples EDIS 10 P071-72, which are in the archives of the Building Conservation Branch.
- 2) Paint the walls a cream/pale-yellow color.

### Restore Mr. Theodore's Room (Room 206)

#### Summary

Several documented changes were made to Room 206 in 1927-31, and again in 1940. Restoration of the room to its earlier 1930 appearance will involve the following work.

#### Tasks

- 1) Restore the north window, which was converted to a bathroom doorway in 1940. The bathroom is slated for removal, as indicated in the previous section "Exterior Recommendations, Demolish 1940-Bathroom Addition."
- 2) Restore the room's finishes by removing the existing pink-painted wallpaper (1940), repairing the plaster walls, and painting the walls a green color. A color match to the green may be made using paint samples in the archives of the Building Conservation Branch. Also, strip the paint from the room's woodwork and finish with varnish.
- 4) Install a marble-topped lavatory (removed 1940), which was probably similar in style to the lavatories in Rooms 300 and 305 (figure 181).

### Determine Historic Finishes of the North Room (Room 210)

#### Summary

The North Room is little changed today from its last remodeling in 1909. Restoration of the room to its 1930 appearance will require paint analysis to determine the appropriate wall and ceiling colors, and whether or not the woodwork was varnished.

### **Tasks**

- 1) Obtain paint samples for paint analysis.
- 2) Paint the room in the appropriate color(s) based on the results of the paint analysis.

### **Restore Finishes in the West Room (Room 213)**

#### **Summary**

The West Room was extensively remodeled in 1909-10, and it was last redecorated by Mrs. Remer in 1934. Restoration of the room to its 1930 appearance will mean recreating the 1909-10 finishes. This will involve hanging the walls with "Sicilian silk" and painting the cornice and ceiling in a "deep old ivory finish." The wall fabric was further specified to be a "silk finish moire...in the deep old ivory tone." The pattern of the fabric is documented in two photographs of the room dated 1914 (figures 162-63); no samples survive.

#### **Tasks**

- 1) Perform a paint analysis of the cornice and ceiling to obtain a color match of the "deep old ivory finish."
- 2) Research, fabricate, and hang the silk wall fabric.

### **Restore Second-Story Hall (Rooms 214-214B)**

#### **Summary**

Few changes are required to return the hall to its 1930 appearance. The existing brown-stippled wall finish may have been applied as early as 1905; it definitely existed in 1924. Two alterations only need to be made.

#### **Tasks**

- 1) Remove the later (1968) cord-hung light fixture from the third-story stairwell in the front hall. Relocate the rod-hung light from the stairwell to its original location in the third-story hall (near the doorway to Room 304).
- 2) Remove the wood paneling from the east wall of the back hall and replace with plaster.



**V. APPENDICES**

**APPENDIX A.**











**Measured Drawings**

**Historic American Buildings Survey**

The following architectural drawings were prepared by the Historic American Buildings Survey (HABS) in 1962-63. The drawings are a record of the existing conditions of the house at Glenmont in 1962. These conditions are unchanged today, except for the fact that the Second-Story Porch (Room 202) on the south side of the house is gone. The porch, which had been rebuilt as a glass-enclosed porch in 1935, was removed by the National Park Service in 1965.

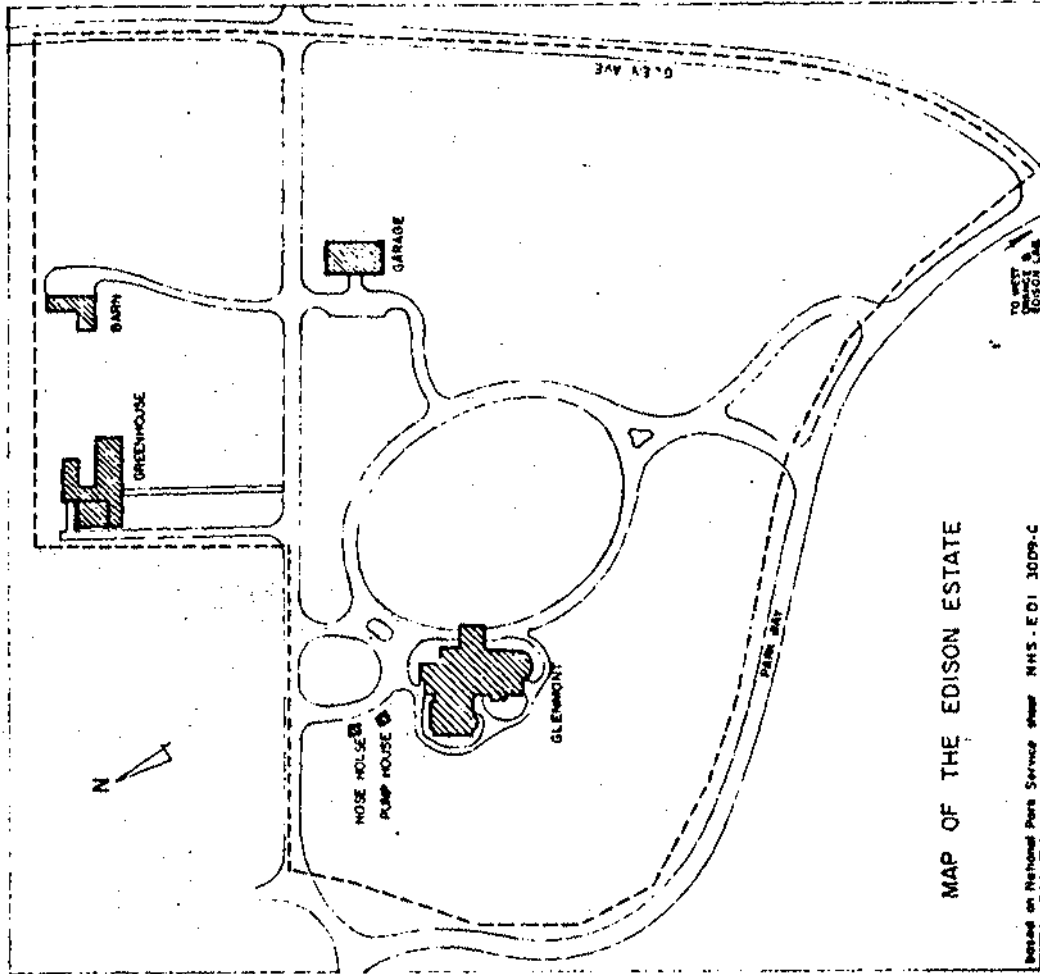
Color annotations have been added to eight of the 13, including the floor plans and elevations. These represent the various phases of construction and remodeling, from 1880-81 to 1940. In some cases, one color is used to denote several dates. A key to the colors follows:

KEY

1880-81	
Circa 1882	
Circa 1883-84	
Circa 1884	
1902, 1904, and 1905	
1909-10	
Circa 1914-16	
1920 and 1922	
1935	
1940	

# GLENMONT

## HOME OF THOMAS ALVA EDISON



MAP OF THE EDISON ESTATE

Based on National Park Service plan NPS-ED-1009-C

GLENMONT, THE HOME OF THOMAS ALVA EDISON FROM 1866 UNTIL HIS DEATH IN 1931, WAS ORIGINALLY DESIGNED FOR HENRY PETER, MERCHANT, BY ARCHITECT HENRY HUDSON HOLLY CIRCA 1880 DESIGNED IN THE MANNER OF THE QUEEN ANNE REVIVAL STYLE. THE HOUSE HAS HAD SEVERAL ADDITIONS. IN 1957, GLENMONT WAS GIVEN TO THE NATIONAL PARK SERVICE AS PART OF THE EDISON LABORATORY NATIONAL MONUMENT. GLENMONT IS NOW OPERATED AS AN HISTORIC HOUSE MUSEUM.

SHEETS 8-9 OF THIS SET WERE PREPARED IN 1961 BY MEANS OF ARCHITECTURAL PHOTOGRAMMETRY AT THE OHIO STATE UNIVERSITY UNDER THE SUPERVISION OF PROFESSOR PERRY E. BORCHERS. SHEETS 2-5 AND 10-13 WERE ADAPTED AT THE EASTERN OFFICE, DESIGN AND CONSTRUCTION OF THE NATIONAL PARK SERVICE BY STUDENT ARCHITECT JOHN G. WAITE FROM MEASURED DRAWINGS PREPARED BY AN E.O.D.C. TEAM STATIONED AT GLENMONT IN THE SUMMER OF 1962 UNDER THE SUPERVISION OF PROFESSOR JOHN P. SHAW OF CORNELL UNIVERSITY. BOTH SETS OF DRAWINGS WERE COMPLETED WITH FUNDS FROM THE "MISSION 66" PROGRAM OF THE NATIONAL PARK SERVICE.

HALF-SIZE REPRODUCTION

DRAWN BY JOHN G. WAITE, 1963

EASTERN OFFICE OF DESIGN & CONSTRUCTION  
 UNDER SUPERVISION OF UNITED STATES DEPARTMENT OF THE INTERIOR  
 NATIONAL PARK SERVICE, BRANCH OF PLANS AND DESIGN

NAME OF STRUCTURE  
**GLENMONT, HOME OF THOMAS A. EDISON**  
 LLEWELLYN PARK  
 WEST ORANGE  
 ESSEX COUNTY,  
 NEW JERSEY

SHEET NO.  
 N.J.  
 729

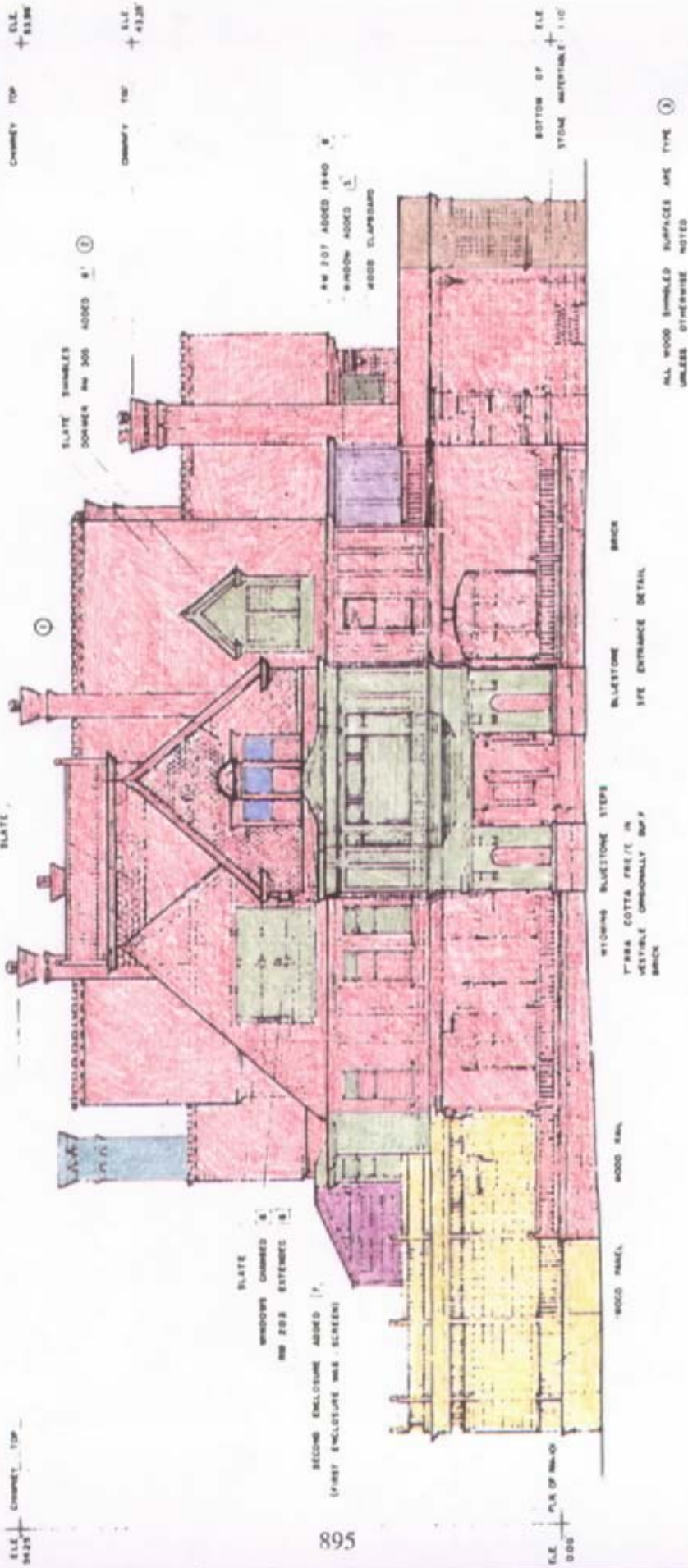
HISTORIC AMERICAN  
 BUILDINGS SURVEY  
 PAGE 1 OF 12 SHEETS

403/27200-A

PAINT COLOR SEQUENCE

- 1. TAN UNDERCOAT
- 2. BK TRM., OLIVE SONS (2 COATS) - 1880
- 3. TAN ALL OVER
- 4. BK TRM., OLIVE SONS
- 5. OLIVE ALL OVER
- 6. RED-BROWN (5 COATS)
- 7. RED-BROWN (3 COATS) 1935, 1945, 1950
- 8. RED
- 9. BEFORE 1905
- 10. BEFORE 1907
- 11. 1928

WOOD SHINGLE TYPES



EAST ELEVATION

403/2700-A

SCALE IN FEET  
SCALE IN METERS

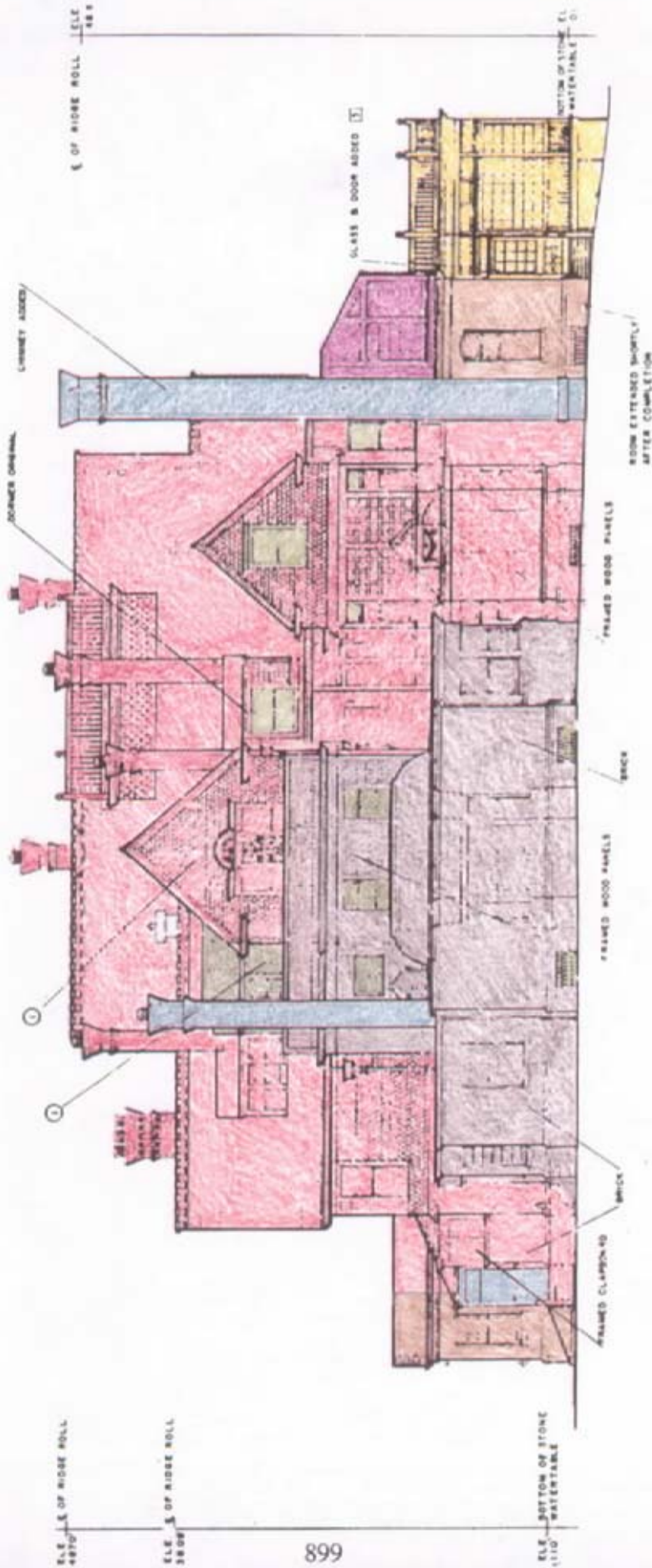
SCALE - 1/8" = 1'-0"

SURVEY NO.  
719

NAME OF STRUCTURE  
GLENMONT, HOME OF THOMAS A EDISON  
NEW JERSEY

PHOTOGRAPHED BY GEORGE W. B. (1911) WITH GALLERIES  
FROM PHOTOGRAPHS BY GEORGE W. B. (1911)  
DRAWINGS BY WALTER H. BROWN OF THE OHIO STATE  
UNIVERSITY, COLUMBUS, OHIO  
DRAWINGS BY WALTER H. BROWN OF THE OHIO STATE  
UNIVERSITY, COLUMBUS, OHIO  
DRAWINGS BY WALTER H. BROWN OF THE OHIO STATE  
UNIVERSITY, COLUMBUS, OHIO





899

ALL WOOD SHINGLED SURFACES ARE TYPE ① UNLESS OTHERWISE NOTED

SEE SHEET FOR SIMBLE TYPES & PAINT SEQUENCE

WEST ELEVATION 403/27000

SCALE IN FEET  
SCALE IN METERS

SCALE 1/8"=1'-0"

NAME OF STRUCTURE

T.M.C.M.B.B.

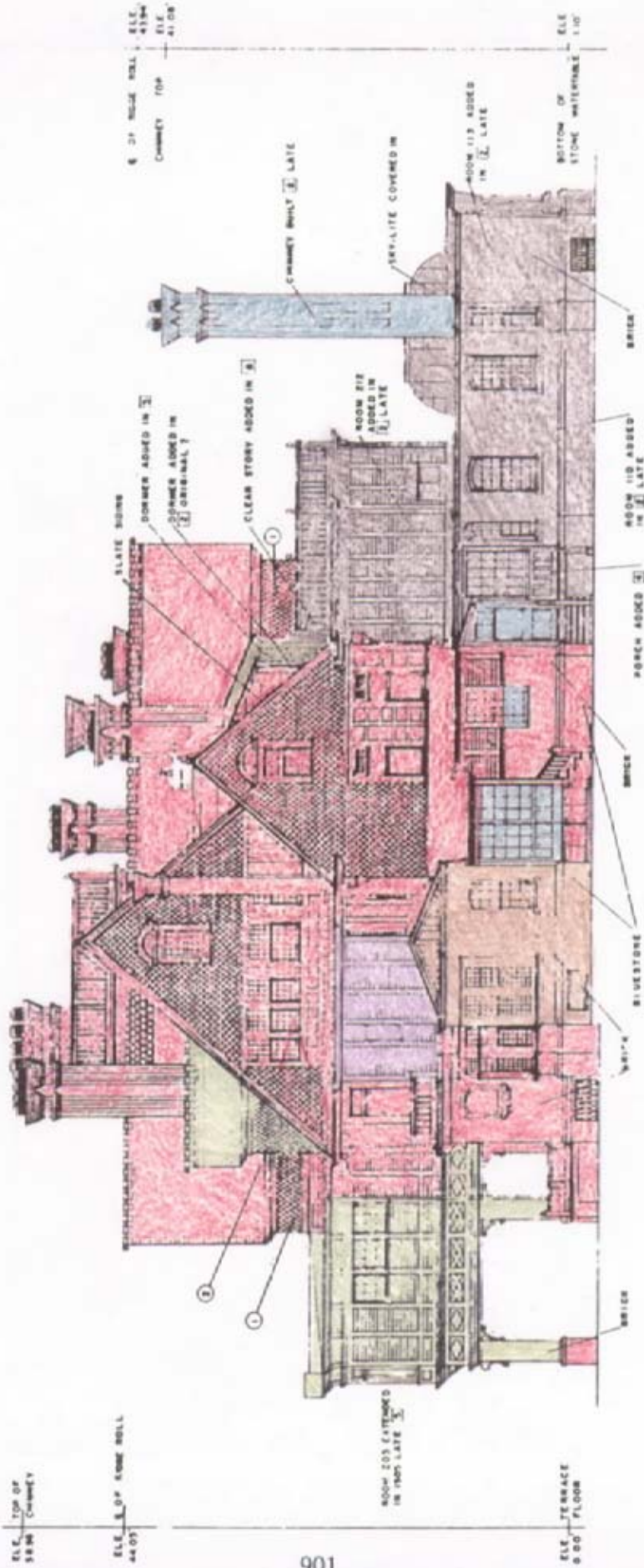
4

E.F.D.I.C.N.

7-12

HISTORIC AMERICAN BUILDINGS SURVEY

PHOTOGRAPHS NOVEMBER 17-18, 1914 WITH 4x110-  
LANTERN PHOTO MICROSCOPE, 1/400 IN. FOCUS, 1/250 IN. SHUTTER  
UNIVERSITY OF CALIFORNIA, LOS ANGELES, CALIF., JANUARY 4, 1915  
SUPERVISOR: MARY E. BOWEN; ASSISTANT: ALICE M. HARRIS  
TEAM MEMBERS: ALAN S. McDONALD, MICHAEL WILKINSON  
DRAWN BY: J. BRUCE S. JENSEN  
PRINTED AT THE SCHOOL OF ARCHITECTURE, UNIVERSITY OF CALIFORNIA



ALL WOOD SHIMBELED SURFACES ARE TYPE (3) UNLESS OTHERWISE NOTED  
 SEE SHEET 1 FOR SHIMBELE TYPES & MOUNT SEQUENCE

403/27000-A

NORTH ELEVATION



SCALE: 1/8" = 1'-0"

NAME OF STRUCTURE

SURVEY NO.

DATE OF SURVEY

ELEC. TOP OF CHIMNEY 44.05

E 21' WIDE WALL, ELEC. W/IR. CHIMNEY TOP - ELE. 41.08'

901

ROOM 103 FATTENED IN 1940 - LATE

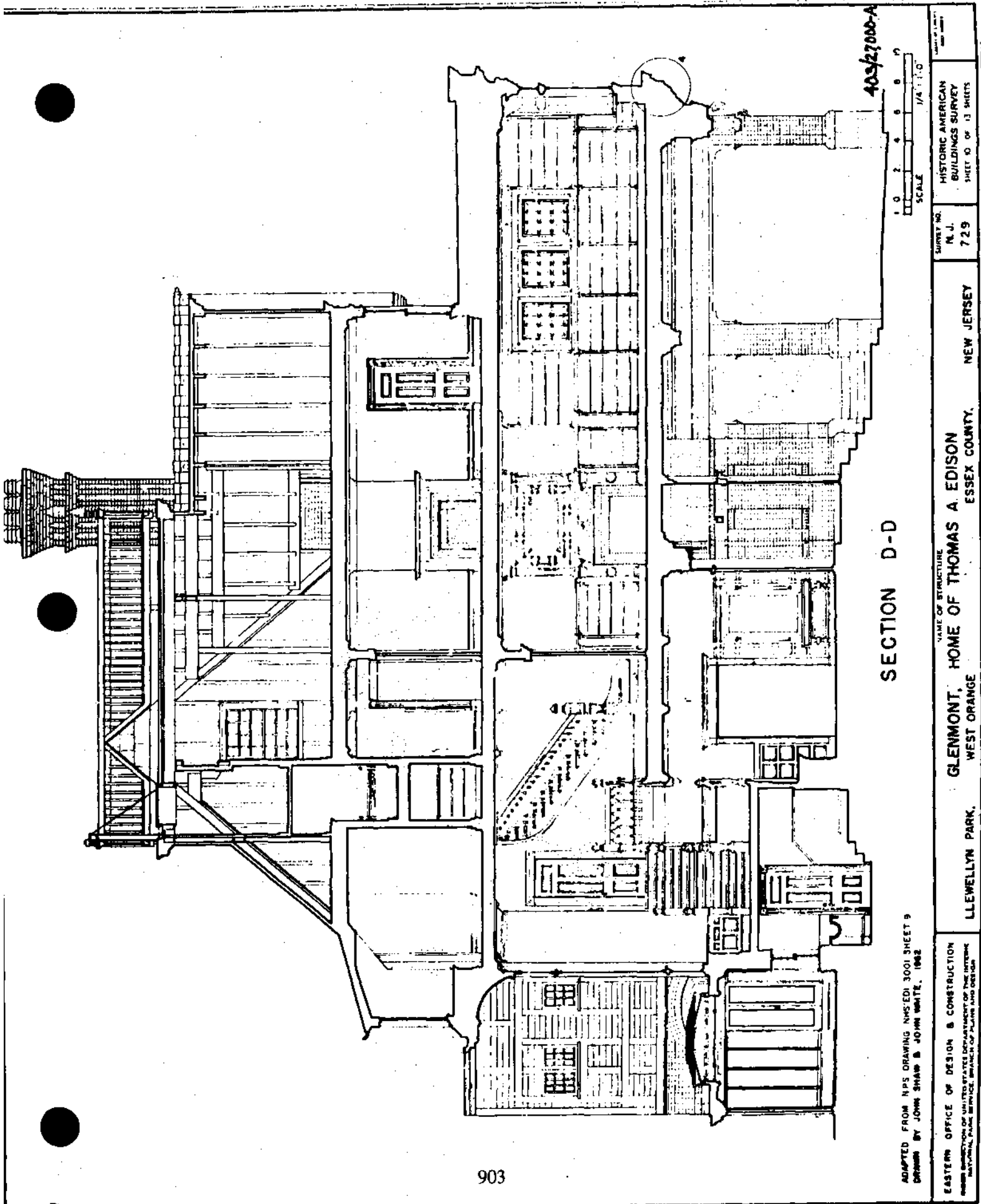
ELEC. TERRACE 0 00 FLOOR

PHOTOGRAPHED NOVEMBER 12, 1941 WITH BRILLO-BANTONI PHOTOGRAPHIC PROCESS. PHOTOGRAPH SLIPPED ON WIND AT HYDROGRAPHIC SURVEY STATION. PHOTOGRAPH IS PROPERTY OF THE OND STATE ARCHIVES. RESEARCH ASSOCIATE - WILLIAM W. HARRIS. ILLUMINATION - ALAN E. McDONALD. MOUNTED BY MICHELLE WILKINSON.

FORMER IN THE SCHOOL OF ARCHITECTURE (LAMPSON BUILDING)

THE OND STATE ARCHIVES





405/2700-A  
SCALE 1/4" = 1'-0"

SECTION D-D

ADAPTED FROM N.P.S. DRAWING NPS-ED-1 3001 SHEET 9  
DESIGNED BY JOHN SHAW & JOHN WHITE, 1962

EASTERN OFFICE OF DESIGN & CONSTRUCTION  
FEDERAL BUREAU OF SURVEY, NATIONAL PARK SERVICE, BRANCH OF PLANS AND DESIGN

NAME OF STRUCTURE

GLENMONT, HOME OF THOMAS A. EDISON  
WEST ORANGE

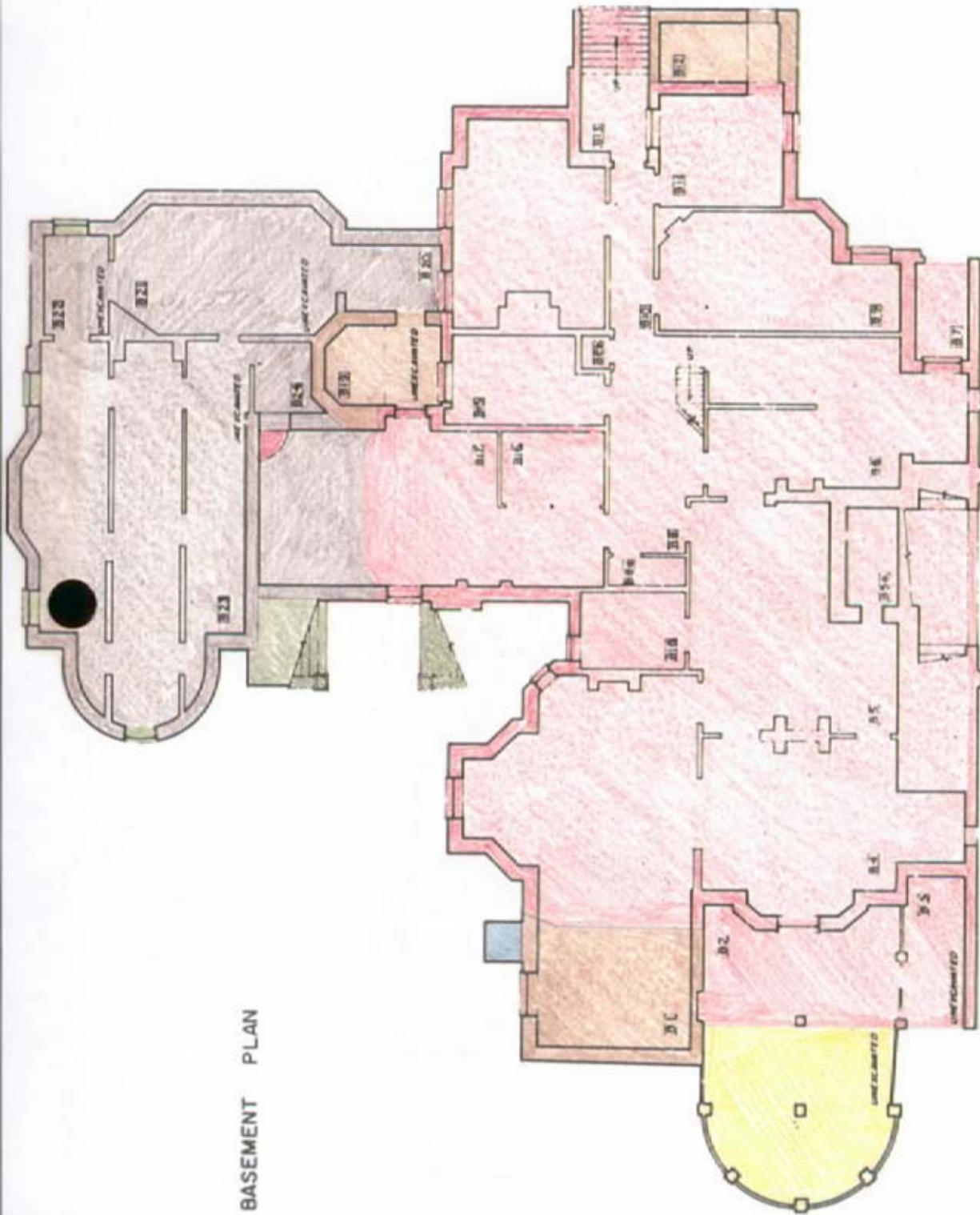
LLEWELLYN PARK.

NEW JERSEY

SURVEY NO.  
N. J.  
729

HISTORIC AMERICAN  
BUILDINGS SURVEY  
SHEET 10 OF 13 SHEETS

BASEMENT PLAN



905

403/27000-A



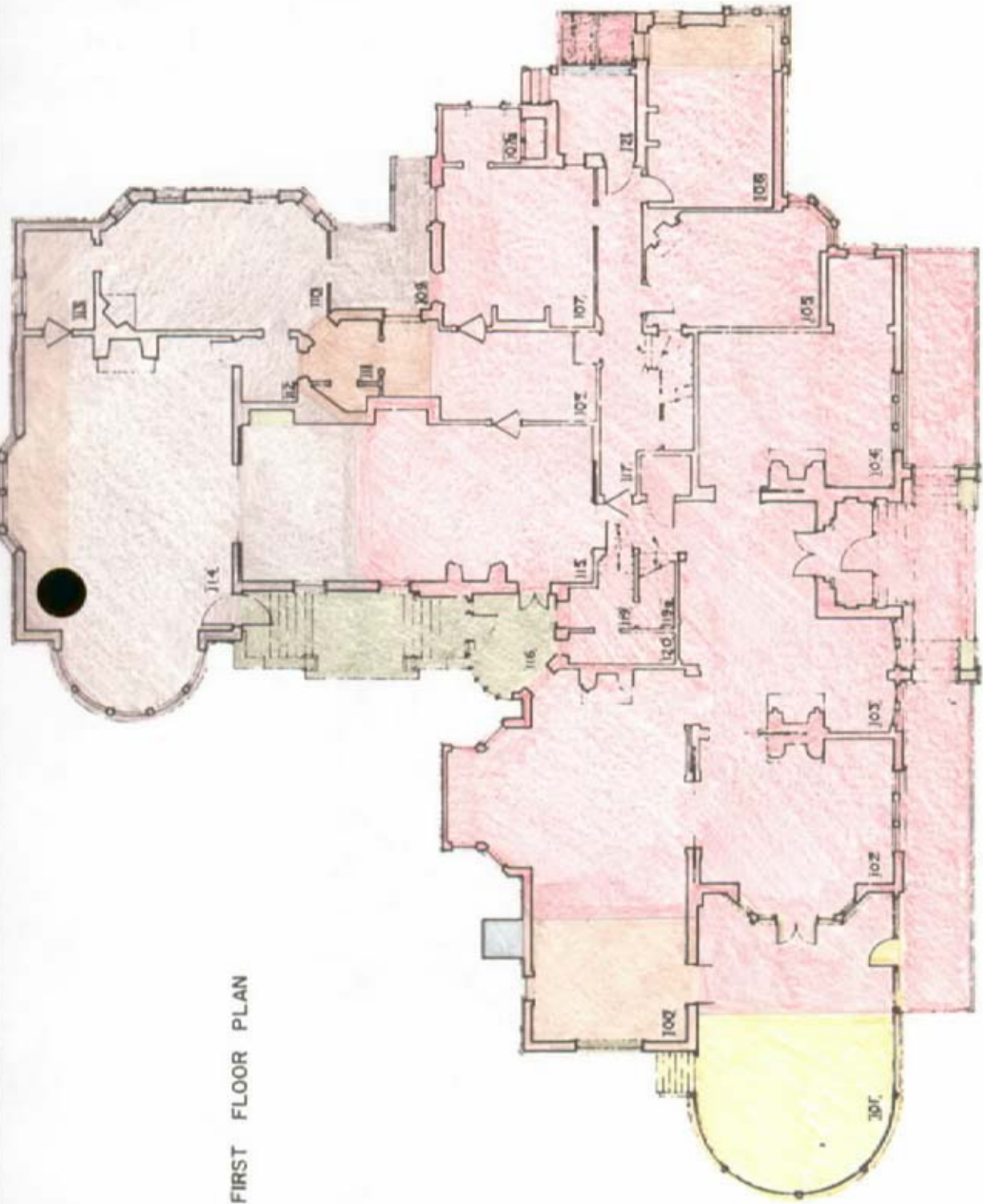
RECORDS FROM NPS 364000-1005 ED. 56-1 NO 2  
DRAWN BY JOHN S. ALFIE, 1963

EASTERN OFFICE OF DESIGN & CONSTRUCTION  
NATIONAL PARK SERVICE, STATEMENT OF THE NATIONAL  
NATIONAL PARK SERVICE, STATEMENT OF THE NATIONAL

NAME OF STRUCTURE  
**GLENMONT, HOME OF THOMAS A. EDISON**  
LLEWELLYN PARK, ESSEX COUNTY, NEW JERSEY

STATE  
N.J.  
7 2 9  
HISTORIC AMERICAN  
BUILDINGS SURVEY  
SHEET 2 OF 13 SHEETS

FIRST FLOOR PLAN



403/22 MD-A  
 SCALE 1/8" = 1'-0"

RECORDED FROM NPS DRAWING-NW 501 SHEET 3  
 DRAWN BY JOHN G. RAITE, 1963

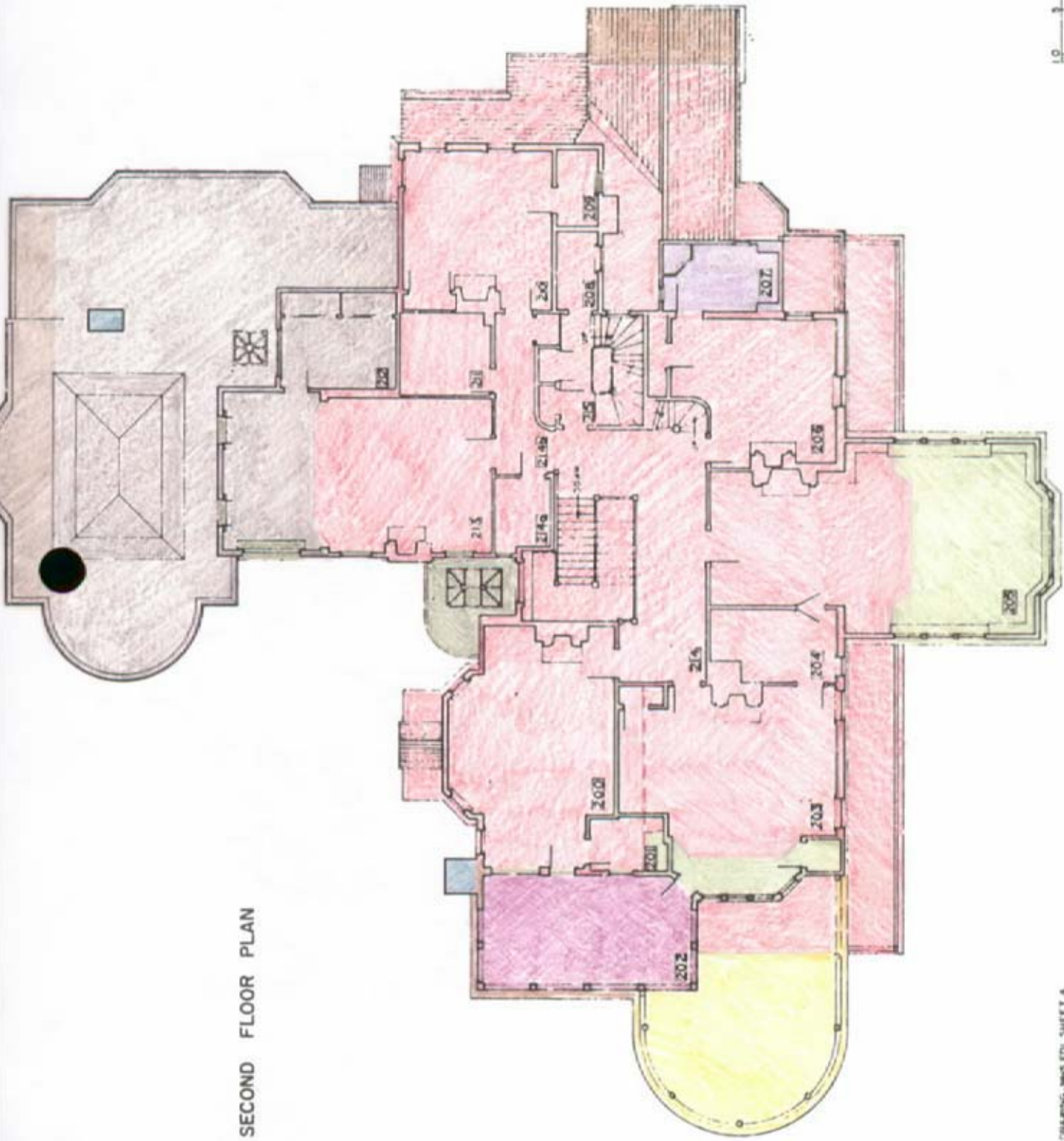
OFFICE OF DESIGN & CONSTRUCTION  
 NATIONAL PARK SERVICE  
 NATIONAL MUSEUM

NAME OF STRUCTURE  
 GLENMONT, HOME OF THOMAS A. EDISON  
 ESSEX COUNTY, NEW JERSEY

N.P.S. NO.  
 N.J.  
 729

HISTORIC AMERICAN  
 BUILDINGS SURVEY  
 SHEET 3 OF 13 SHEETS

SECOND FLOOR PLAN

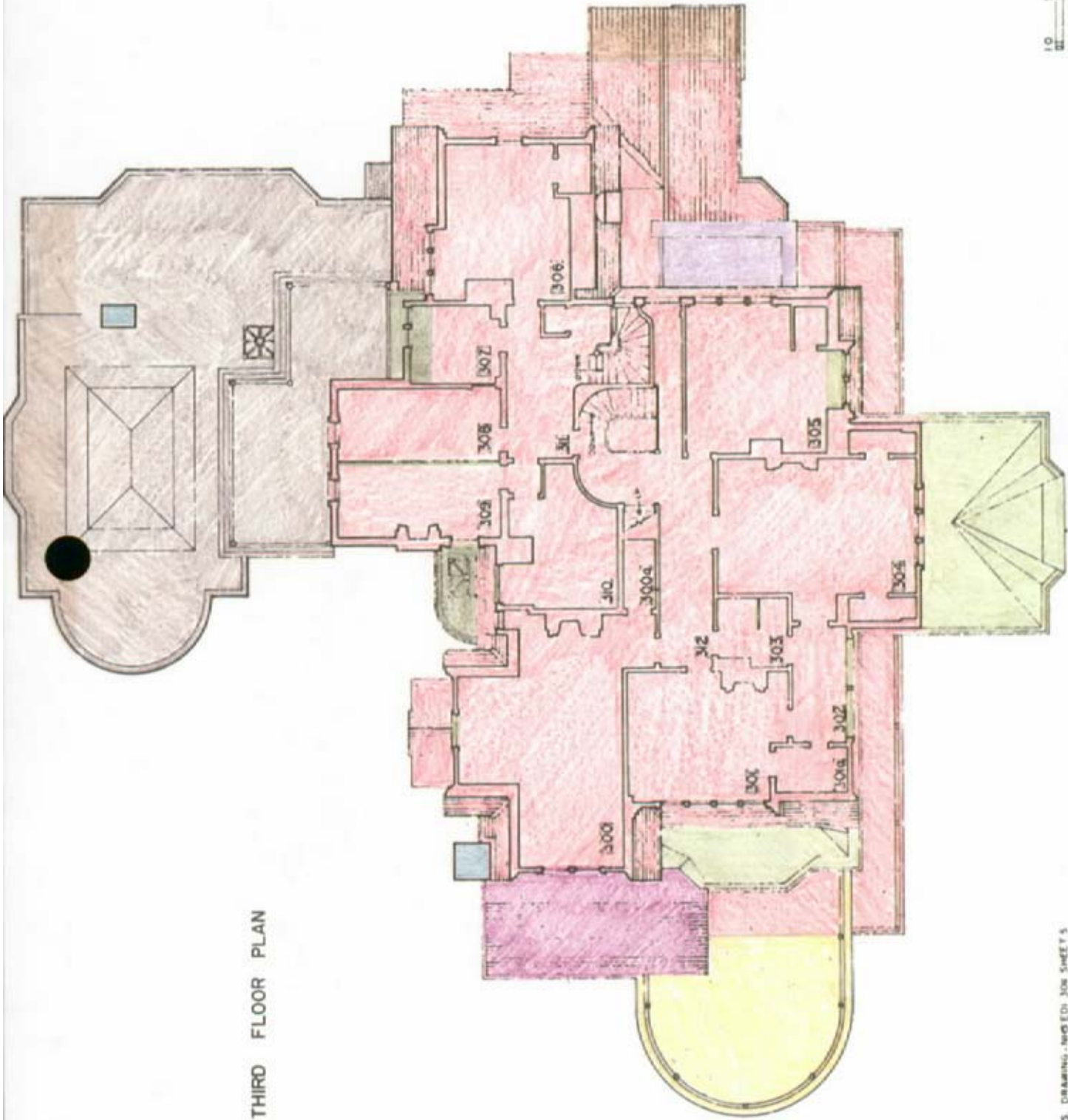


403/2700-A



<p>RECORDS FROM N.P.'S DRAWING-NO. EDI SHEET 4 DRAWN BY JOHN G. WAITE, 1963</p> <p>EASTERN OFFICE OF DESIGN &amp; CONSTRUCTION A DIVISION OF L.L. STEARNS CORPORATION NATIONAL PARK SERVICE, WEST VIRGINIA</p>	<p>NAME OF STRUCTURE <b>GLENMONT, HOME OF THOMAS A. EDISON</b> ESSEX COUNTY, NEW JERSEY</p>	<p>COUNTY N.J. 7 2 9</p>	<p>HISTORIC-AMERICAN BUILDINGS SURVEY SERIES 4, P. 3, SHEET 4</p>
--	---	----------------------------------	---

THIRD FLOOR PLAN



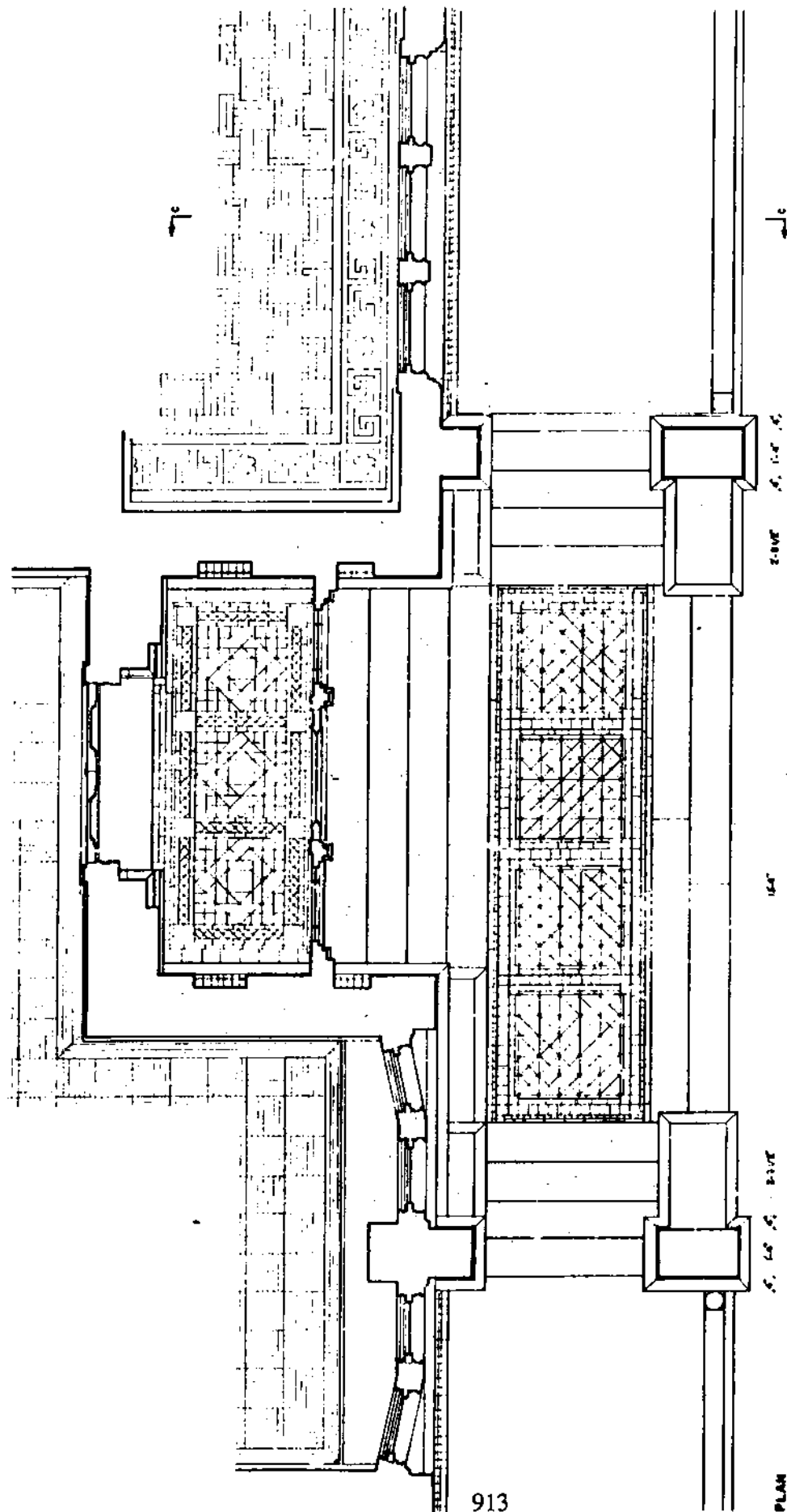
403/27060-A  
 10 5 0  
 SCALE 1/8" = 1'-0"

RECORDED FROM N.P.S. DRAWING - NEG. EDI 308 SHEETS 5  
 DRAWN BY JOHN G. WAITE, 1963

EASTERN OFFICE OF DESIGN & CONSTRUCTION  
 LARCHMOUNT, N.J. IN A DEPARTMENT OF THE INTERIOR  
 NATIONAL PARK SERVICE, BUREAU OF ARCHITECTURE AND DESIGN

NAME OF STRUCTURE  
 GLENMONT, HOME OF THOMAS A. EDISON  
 ESSEX COUNTY, NEW JERSEY

N.J.  
 729  
 HISTORIC AMERICAN  
 BUILDINGS SURVEY  
 1930-39 13 SHEETS



913

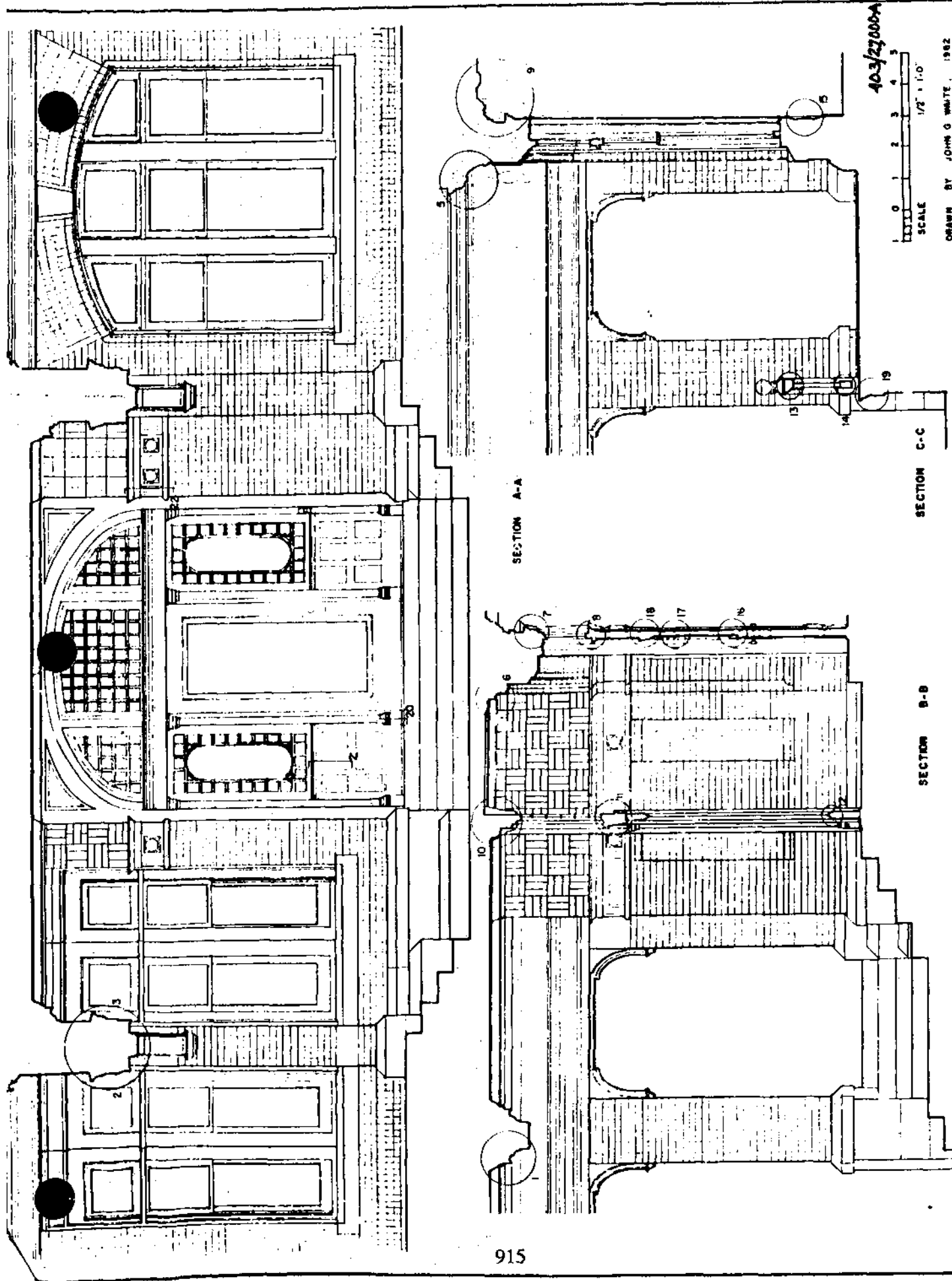
PLAN

FRONT ENTRANCE

10-3/27,000-A  
SCALE 1/2" = 1'-0"

ADAPTED FROM NPS DRAWING WHO EDI 3001 SHEET 10  
DRAWN BY JOHN G. WASTE, 1942

EASTERN OFFICE OF DESIGN & CONSTRUCTION UNITED STATES DEPARTMENT OF THE INTERIOR BUREAU OF LAND MANAGEMENT, BRANCH OF PLANS AND DESIGN	LLEWELLYN PARK, WEST ORANGE, ESSEX COUNTY, NEW JERSEY	SURVEY NO. N.J. 729 HISTORIC AMERICAN BUILDINGS SURVEY SHEET 11 OF 13 SHEETS
--	--	---



10.127.000A  
 SCALE 1/8" = 1'-0"

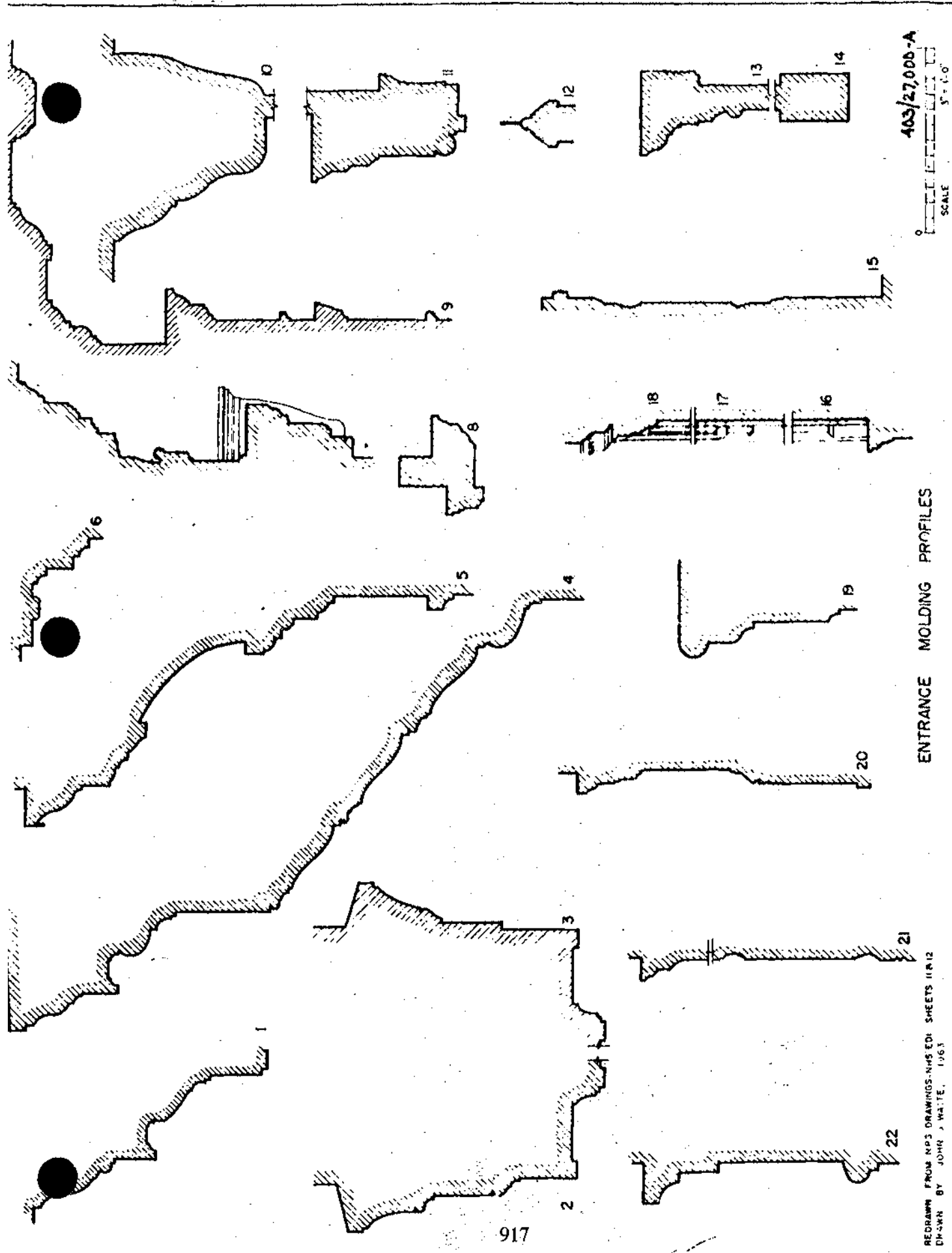
ADAPTED FROM NPS DRAWING N4S EDI 300 SHEET 10  
 EASTERN OFFICE OF DESIGN & CONSTRUCTION  
 UNDER DIRECTION OF UNITED STATES DEPARTMENT OF THE INTERIOR  
 NATIONAL PARK SERVICE, BRANCH OF PLANS AND DESIGN

NAME OF STRUCTURE  
**GLENMONT, HOME OF THOMAS A. EDISON**  
 WEST ORANGE  
 ESSEX COUNTY,  
 NEW JERSEY

SURVEY NO.  
 N.J.  
 729

HISTORIC AMERICAN  
 BUILDINGS SURVEY  
 SHEET 12 OF 13 SHEETS

DRAWN BY JOHN G. WHITE, 1962



SCALE 5' = 10"

403/27,000-A

ENTRANCE MOLDING PROFILES

REDRAWN FROM NPS DRAWINGS, NHSEDI SHEETS HIR.12  
 DRAWN BY JOHN J. WAITE, 1963

SURVEY NO. N. J. 7 2 9	HISTORIC AMERICAN BUILDINGS SURVEY SHEET 13 OF 13 SHEETS	NAME OF STRUCTURE GLENMONT, HOME OF THOMAS A EDISON WEST ORANGE ESSEX COUNTY, NEW JERSEY	LLEWELLYN PARK EASTERN OFFICE OF DESIGN & CONSTRUCTION UNDER AUTHORITY OF UNITED STATES DEPARTMENT OF THE INTERIOR NATIONAL HISTORIC LANDS PROGRAM, BRANCH OF PLANS AND DESIGN
------------------------------	--	---	---



**APPENDIX B.**

**Doorways and Windows**  
**(Floor Plans and Window Charts)**

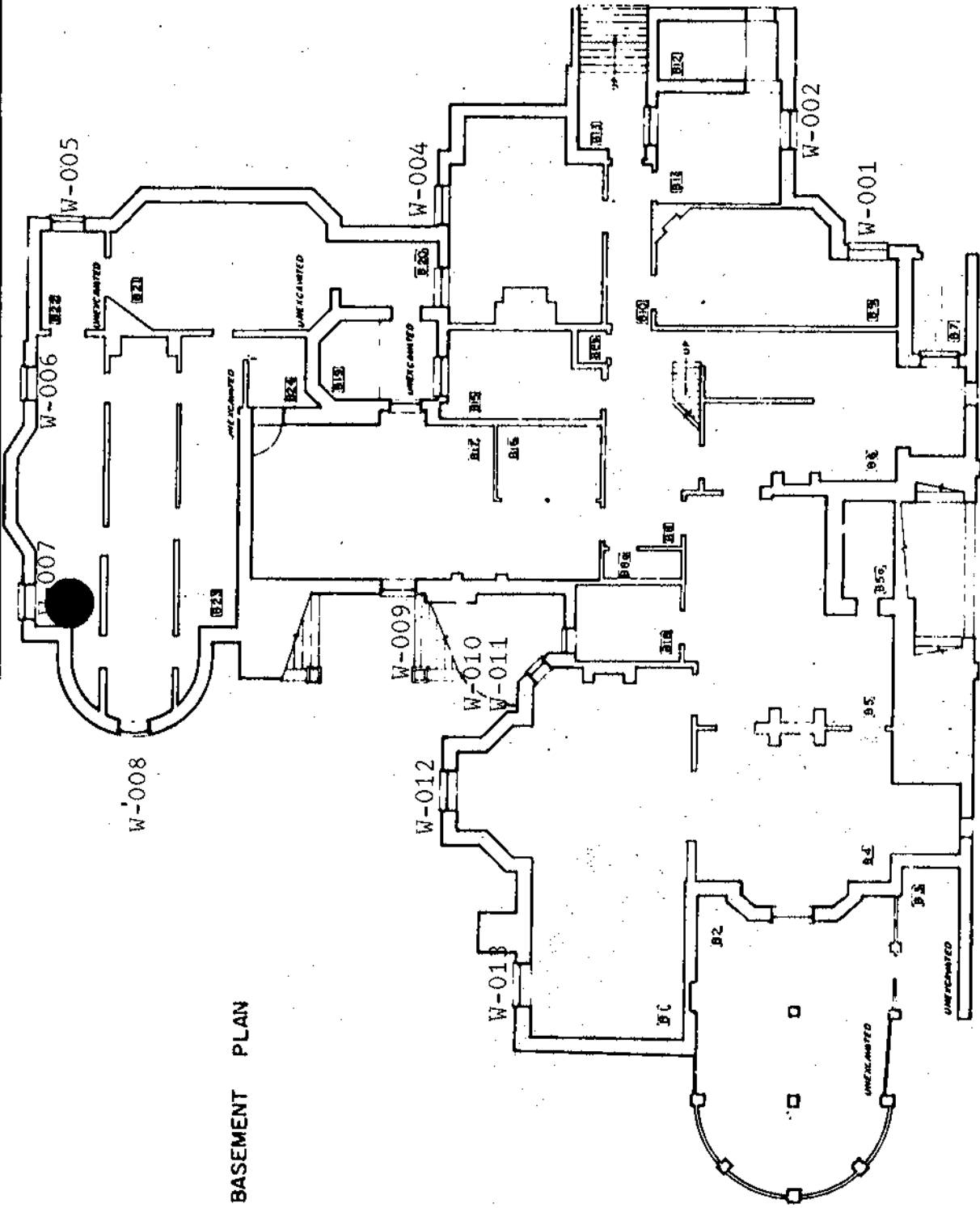
## FLOOR PLANS

The HABS floor plans that follow have been annotated to include the exterior doorway and window numbers for each story. The numbers were assigned arbitrarily, beginning at the front (east) facade and continuing around the house in a counter-clockwise direction.

Doorway numbers are prefaced with a "D," and window numbers with a "W."

Following the floor plans are window charts that describe each individual window. Descriptions of the windows' interior features can be found in the report within the discussions of individual rooms. Descriptions of the doorways can be found in the section entitled "Exterior Elements: Doorways."

BASEMENT PLAN



403/27000-A  
 10 0 10  
 SCALE 1/8" = 1'-0"

REDRAWN FROM NPS DRAWING. NWS EDI 3L11 MD 2  
 DRAWN BY JOHN G. WHITE, 1953

EASTERN OFFICE OF DESIGN & CONSTRUCTION  
 UNDER DIRECTION OF UNITED STATES NATIONAL PARK SERVICE  
 NATIONAL PARK SERVICE, BRANCH OF PLANS AND DESIGN

LLEWELLYN PARK,  
 W.S. ORANGE

NAME OF STRUCTURE  
 GLENMONT, HOME OF THOMAS A. EDISON  
 ESSEX COUNTY, NEW JERSEY

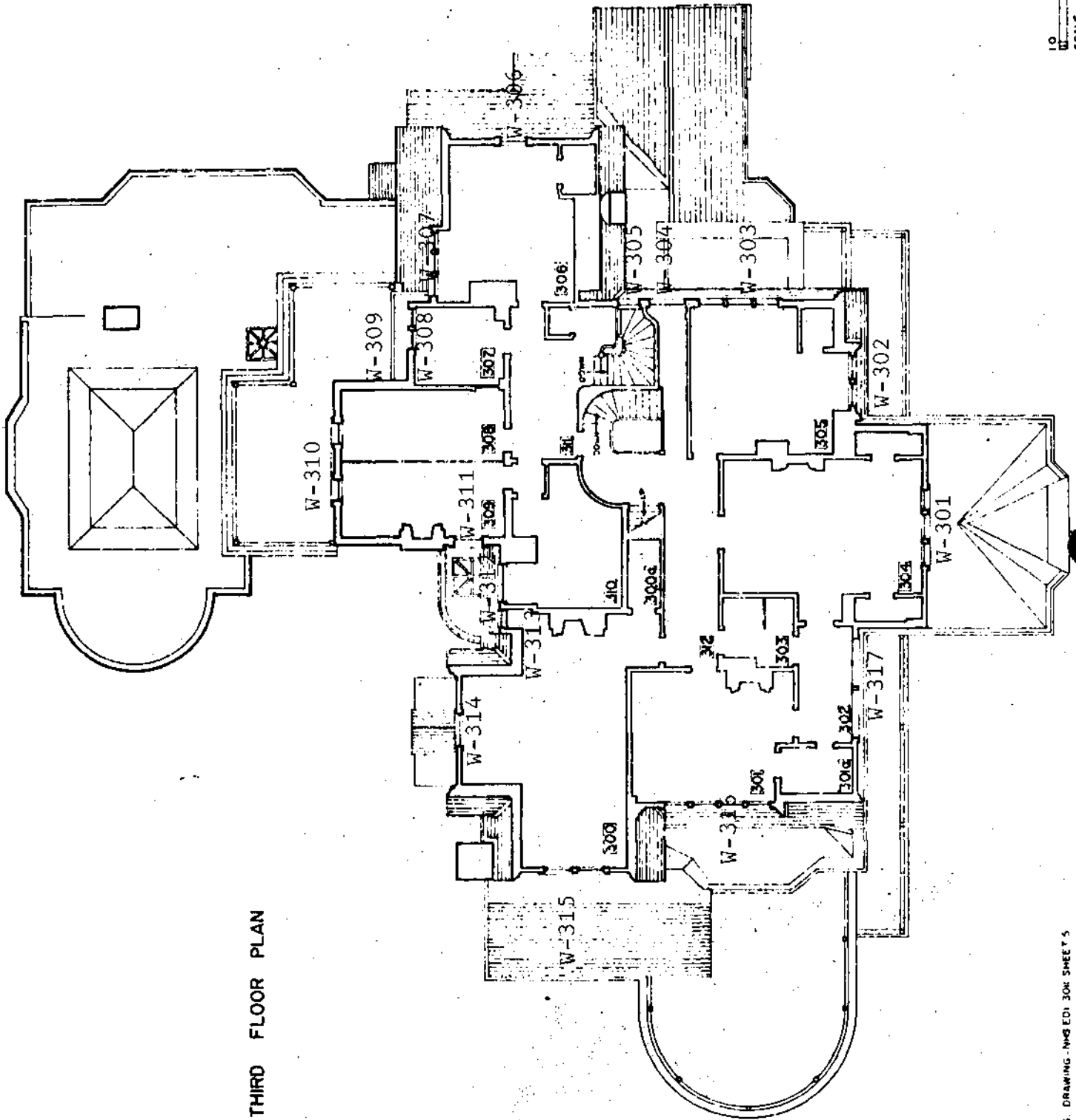
SCALE  
 N.J.  
 7 2 9

HISTORIC AMERICAN  
 BUILDINGS SURVEY  
 SHEET 2 OF 13 SHEETS





THIRD FLOOR PLAN



403/27000-A  
 10 5 0  
 SCALE  
 HISTORIC AND ARCHITECTURAL BUILDINGS SURVEY  
 1:500

REDRAWN FROM N.P.S. DRAWING (NO. EDI) 308 SHEETS 5  
 DRAWN BY JOHN G. WAITE, 1963

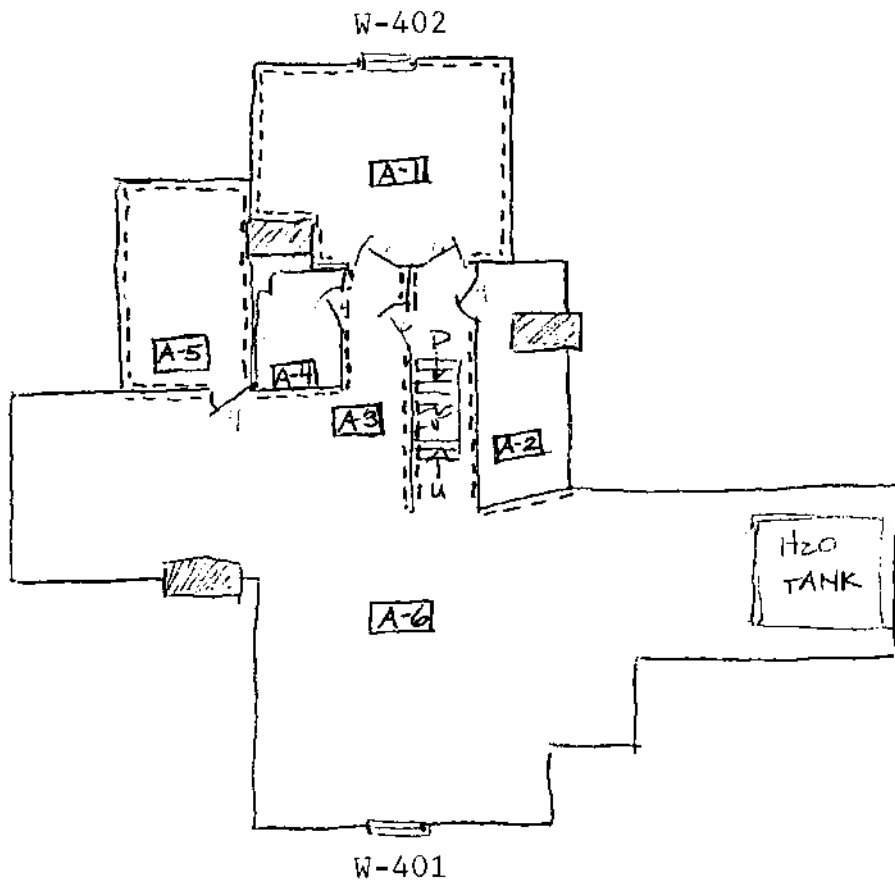
EASTERN OFFICE OF DESIGN & CONSTRUCTION  
 14000 BIRCHMOUNT AVENUE, SUITE 100, PITTSBURGH, PENNSYLVANIA 15206  
 NATIONAL PARK SERVICE, OFFICE OF PLANS AND DESIGN

NAME OF STRUCTURE  
 GLENMONT, HOME OF THOMAS A. EDISON  
 ESSEX COUNTY, NEW JERSEY  
 WEST ORANGE

N.J.  
 729

HISTORIC AND ARCHITECTURAL BUILDINGS SURVEY  
 1:500

ATTIC



N 1/8" = 1'0"

--- = PL WALLS / CEILING

## WINDOW CHARTS

The charts that follow are a brief accounting of each window in the house. The information provided includes a cross-reference to the interior room, the date of the window opening, the date of the window sashes, and a short description of the window features. The windows have been numbered in counter-clockwise direction, beginning with the east side of the house. The window numbers are keyed to the floor plans (see Appendix B).

The window numbers are designated as follows:

Cellar story	-	W-001 through W-013
First story	-	W-101 through W-128
Second story	-	W-201 through W-231
Third story	-	W-301 through W-317
Attic story	-	W-401 and W-402



## Cellar-Story Windows

*[Note: All cellar window openings are in the stone foundation wall.]*

<u>Window</u>	<u>Room</u>	<u>Opening Date</u>	<u>Sashes Date</u>	<u>Description</u>
W-001	B9	1880-81	1880-81	W-001 has a wood casement sash that is top-hinged and glazed with two panes of clear glass. The exterior side of the window opening is protected by a decorative metal grille that is also believed to date to 1880-81.
W-002	B11	1880-81	1880-81	Same as W-001.
W-003	B12	ca. 1883-84	ca. 1883-84	Same as W-001 except, the window is in the foundation wall of the Room 106 addition built ca. 1883-84.
W-004	B14	1880-81	Missing	The window opening is boarded over on the interior side and covered by the wood vestibule to Room 109 on the exterior side.
W-005	B22	1904	1904	The window opening was created in 1904 in the existing foundation built in 1884. The sash is a top-hinged casement with two panes of glass. The exterior side is protected by a metal grille that is presumed to have been installed in 1904.
W-006	B23	1904	1904	Same as W-005.
W-007	B23	1904	1904	Same as W-005.

W-008	B23	1904	1904	1904	Same as W-005, except that the window opening, sash, and grille are curved to match the foundation wall.
W-009	B17	1880-81	1880-81	1880-81	Same as W-001.
W-010	N/A	1909-10	1909-10	None	The opening is a component of the Room 116 foundation wall built in 1909-10. It does not have, nor has it ever had, a window sash. The opening is covered by a metal grille that differs in design from the original grilles of the 1880's. It was installed by carpenter Adolph Vogel, who itemized the following in his bill dated April 30, 1910: "2 Special made Circle Wrought Iron Guards for under Ante room." The opening was repaired by the National Park Service in the 1960's.
W-011	N/A	1909-10	1909-10	None	Same as W-010.
W-012	B1	1880-81	1880-81	1880-81	Same as W-001.
W-013	B1	ca. 1883-84	ca. 1883-84	ca. 1883-84	Same as W-001, except the window is in the foundation wall of the Room 100 addition built ca. 1883-84.

## First-Story Windows

*[Note: Most of the first-story window openings are in brick walls, but a few are in wood-framed walls or bay windows.]*

<u>Window</u>	<u>Room</u>	<u>Opening Date</u>	<u>Sashes Date</u>	<u>Description</u>
W-101	104	1880-81	1880-81	W-101 is an original unaltered window. The window opening is set in a brick wall with an arched brick lintel, a bluestone keystone, and a bluestone sill. It is divided vertically by two wood mullions into three parts, with each part having double-hung sashes and a stationary transom. Each sash has one pane of clear glass. The transom sashes are arched at the top and glazed with stained glass.
W-102	104	1880-81	1880-81	W-102 is an original unaltered window. The window opening is small and set in a brick wall; it has an arched brick lintel and a bluestone sill. The sash is stationary, arched at the top, and glazed with stained glass.
W-103	105	1880-81	1880-81	W-103 is an original unaltered window. It is a three-part wood-framed bay window at the northeast corner of Room 105; the center section is set diagonally to the two side sections. The sill is continuous and made of wood. All three parts of the bay window have double-hung window sashes and a stationary transom. The center window has 12 panes in the upper sash, 24 panes in the lower sash, and an 8-pane transom. The two side windows have 9 panes in the upper sashes, 18 panes in the lower sashes, and a 6-pane transom. The glass in both the sashes and the transoms is clear.

W-104	106	ca. 1883-84	ca. 1883-84	<p>W-104 is an unaltered window in the addition to Room 106 built ca. 1883-84. It is a four-part wood-framed corner bay window at the northeast corner of Room 106; two of the sections are in the north wall, and two are in the east wall. The sill is continuous and made of wood. There are four sets of double-hung window sashes with stationary transoms above. In all four windows, the upper sashes have 12 panes of glass, the lower sashes 28 panes, and the transoms 12 panes. The glass is clear.</p>
W-105	106	ca. 1883-84	ca. 1883-84	<p>W-105 is another unaltered window that is also in the ca.-1883-84 addition to Room 106. The window opening is set in a brick wall with an arched brick lintel and a bluestone sill. The window sashes are double-hung with 9 panes in both the upper sash and the lower sash; the top of the upper sash is arched. The glass is clear.</p>
W-106	106	ca. 1883-84	ca. 1883-84	<p>Same as W-105.</p>
W-107	107	1880-81	1880-81	<p>Same as W-105, except that the window is in the main core of the original house built in 1880-81.</p>
W-108	121	1880-81	ca. 1922	<p>W-108 is a ca.-1922 wall of glass, with wood panels below, that encloses what was originally the open service porch. The wall is in two sections, with each section having 12 panes of glass and 3 wood panels. The glass is clear.</p>
W-109	107a	1880-81; enlarged at an unknown date		<p>An early photograph shows a shorter window opening here with a single multi-pane sash. The present window is longer and has double-hung sashes with 12 panes in each sash. The upper portion of the window</p>

opening is set in a wood-framed wall and the lower portion is in a brick wall. The window sill is wood. The glass is clear.

W-110	107	1880-81	1880-81	Same as W-105, except that the window is in the original part of the house built in 1880-81, and the window sashes have 12 panes each.
W-111	108	ca. 1883-84	ca. 1883-84	W-111 is in the small west addition to Room 108 that is believed to have been built ca. 1883-84. Its description is the same as W-105, except that each sash has one pane of glass.
W-112	109	ca. 1884	ca. 1884 & 1922	Similar to W-108, W-112 closes in a back porch. The main part of the porch is enclosed by two large double-hung sashes with 10 panes of clear glass in each sash. Below the sashes is a wood partition with five panels. This window unit is believed to have been installed ca. 1884, at the same time the porch was constructed. Also enclosed with glass on its west side is the small entry vestibule. The documentation indicates that this was installed in 1922 (J.V. Miller Notebook 3, entry for Sept. 19, 1922).
W-113	110	ca. 1884	ca. 1884	W-113 is in the large west addition, built circa 1884. The window opening is set in a brick wall with an arched brick lintel and a bluestone sill. The sashes are double-hung with 9 panes of glass each; the upper sash is arched at the top. The glass is clear.
W-114	110	ca. 1884	ca. 1884	Same as W-113, except that each sash has 12 panes of glass each.
W-115	110	ca. 1884	ca. 1884	Same as W-114.

W-116	110	ca. 1884	ca. 1884	Same as W-113.
W-117	113	ca. 1884	ca. 1884	Same as W-114.
W-118	114	1884	1884	W-118 is in the Room-114 addition that was begun in 1884. It is a four-part, wood-framed bay window with four bluestone sills and four pairs of double-hung sashes. The bay is arranged with two large windows facing west, flanked by two smaller angled windows. Both the upper and lower sashes in all four windows are glazed with one pane of clear glass.
W-119	114	1884	1884	W-119 is also in the Room-114 addition, begun in 1884. It is a five-part, wood-framed bay window with five bluestone sills and five pairs of double-hung sashes. It differs from W-118 by being curved rather than angular. The window sashes are curved to follow the curve of the bay. Both the upper and lower sashes in all five windows are glazed with one pane of clear glass.
W-120	115	ca. 1884	ca. 1884 & 1902	W-120 is in the addition to Room 115, built circa 1884. The window opening is set in a brick wall with a arched brick lintel and a bluestone sill. The sashes are double-hung, with one pane of clear glass in both the upper and lower sashes. The upper sash is curved at its top; it replaced a smaller sash and stained-glass transom sash in 1902.
W-121	115	1880-81	1880-81 & 1902	Same as W-120, except that it is in the original main core of the house built in 1880-81. The upper sash replaced an existing sash and stained-glass transom in 1902.

W-122 is the exterior wall of Room 116 built in 1909-10. It is a curved wall of glass that is divided into seven long, vertical window openings and one doorway. Each window opening is glazed with one pane of clear glass. Two openings flank the doorway to the north and are flat; the other five windows are curved. Only the five curved windows are hinged on their south sides to swing open; the flat sashes are immobile.

W-123 is an unaltered original window. It is a wood-framed bay window with two pairs of double-hung windows: one pair is on the north side of the bay, the other on the south side. The sashes in all four windows are glazed with one pane of clear glass. Each window has a wood sill and is surmounted by a stained-glass transom.

W-124 is in the ca.-1883-84 addition to Room 100. The window opening is set in a brick wall with an arched brick lintel and a bluestone sill. It has double-hung sashes and a transom window with arched top. The sashes are glazed with one pane of clear glass each; the transom is glazed with stained glass.

W-125 is also in the ca.-1883-84 addition to Room 100. This window was installed in 1909-10 when it replaced three ca.-1883-84 windows: a center stained-glass window flanked by two double-hung windows with transoms. The window opening is in a brick wall with a flat brick lintel and a stone sill. The window sash is a large plate-glass window; above it is a stained-glass transom. Both are immobile.

1909-10

1909-10

116

W-122

1880-81

1880-81

100

W-123

ca. 1883-84

ca. 1883-84

100

W-124

ca. 1883-84; 1909-10

enlarged 1909

100

W-125

W-126 is the large bay window of the Conservatory. The bay is divided into seven sections, with four being curved and three being flat. The curved sections are in the west, south, and east walls; the flat sections are in the east wall. Permanent transoms and seasonal storm sashes were installed here sometime before May 1890. Screen windows replaced the storm sashes in the warm months sometime before 1903. All of the storm sashes were left in place year-round beginning about 1950; this practice continues today. The storm sashes and the transoms are curved or flat to fit the shape of the bay window. Four of the storm sashes are curved and glazed with 48 panes each of clear glass; three of the sashes are flat, with one sash glazed with 48 panes of clear glass, and the other two sashes glazed with 24 panes each. The four curved storm sashes were rebuilt in ponderosa pine in 1965 because of their poor condition; the flat sashes are presumably original. There are 20 transom windows above the storm sashes. Of these, five only are side-hinged to swing open. Each transom is glazed with three panes of clear glass. Unlike the storm sashes, the transoms were historically fixed in place year-round. They were described as being in "excellent" condition in 1965. The transoms are presumed to be the original transoms that were installed ca. 1890, lacking information to the contrary.

W-127 is an original unaltered window. Its description is the same as for W-101.

ca. 1890  
& 1965

ca. 1882

101

W-126

1880-81

1880-81

102

W-127



## Second-Story Windows

*[Note: All second-story window openings are in wood-framed walls or roof surfaces.]*

<u>Window</u>	<u>Room</u>	<u>Opening Date</u>	<u>Sashes Date</u>	<u>Description</u>
W-201	205	1905	1905	W-201 is in the addition to Room 205 built in 1905. It is a triple window, with three pairs of wood casement sashes surmounted by three transoms. Each casement pair consists of two vertical sashes; these are side-hinged on their opposing sides to pivot inward. Each sash is glazed with one pane of clear glass. The transoms are hinged at the top to open outward. They are glazed with a combination of clear and stained leaded glass; the center transom features a shield design, while the side transoms have amber borders.
W-202	205	1905	1905	W-202 is also in the 1905 addition to Room 205. It is a bay window consisting of a large center plate-glass window, two side windows, and three transoms. The plate-glass window is glazed with a single sheet of clear glass and is immobile. The side windows are set at an angle to the plate-glass window. Each has a single wood casement sash that is glazed with a single pane of clear glass and side-hinged to open inward. Of the three transoms, one is over the large plate glass window and two are over the side casements. The center transom is in three parts and features a shield design with amber borders. The center transom is immobile; the side transoms are top-hinged to open outward. All three transoms are glazed with a combination of clear and stained leaded glass.

W-203	205	1905	1905 & 1967	W-203 is also in the 1905 addition to Room 205. It is a triple window with three wood casement sashes. Each sash is a single panel that is hinged on its west side to open outward. The sashes are glazed with a combination of clear and amber leaded glass. The glass is original (1905); the wood sashes are replacements installed in 1967.
W-204	206	1880-81	1880-81	W-204 is an original unaltered window. The window opening is single and fitted with double-hung sashes and a transom. Each sash is glazed with a single pane of clear glass; the transom is glazed with stained glass.
W-205	206	1880-81	1880-81	Same as W-204.
W-206	207	1940	1940	W-206 is in the Room-207 addition built in 1940. It is a small window opening with a single wood casement sash. The sash is side-hinged to open outward. It is glazed with clear leaded glass.
W-207	207	1940	1940	Same as W-206.
W-208	215	1880-81	1880-81	W-208 is an original unaltered window. The single window opening has double-hung sashes. Each sash is glazed with 12 panes of clear glass.
W-209	208	1880-81	1880-81	Same as W-208.
W-210	209	1909-10	1909-10	W-210 is an addition to the original 1880-81 house. The single window opening has one wood casement sash that is side-hinged to open outward. It is glazed with 15 panes of textured leaded glass.

W-211	210	1880-81	1880-81	1880-81	Same as W-204.
W-212	210	1880-81	1880-81	1880-81	Same as W-204.
W-213	210	1880-81	1880-81	1880-81	Same as W-204.
W-214	212	ca. 1884; altered 1909-10	1909-10	1909-10	W-214 is in the large west addition built ca. 1884. It replaced an earlier window configuration in 1909-10. W-214 is a large triple window with three equal-sized sashes. The center, immobile sash is flanked on either side by one wood casement sash that is side-hinged to open outward. All three sashes have textured leaded glass similar to that used in W-210.
W-215	112	ca. 1884	ca. 1884	ca. 1884	W-215 is a metal-framed skylight. It is on the roof above Room 112, built ca. 1884. The sides and the pitched top of the skylight are both glazed with clear glass: the sides have eight rectangular panes of glass, and the top has eight triangular panes of glass.
W-216	114	ca. 1884	ca. 1884	ca. 1884	W-216 is the clerestory dome for Room 114, begun in 1884. It has 10 window openings: 3 on each of the long sides and 2 each on the short sides. Early exterior photographs show these openings fitted with single panes of plain curved glass. "Covers for skylights" using "10 pair strap hinges" were made in June 1891 by carpenters Williams and Woodruff, (bill dated July 31, 1891). Later photographs show the covers as being top-hinged so they could be either propped in the open position or closed flush with the dome roof. The covers were usually opened in the warm months and closed in the cold winter months. The clerestory windows became obsolete in 1935 when the interior stained-glass windows that they

illuminated were covered over with ceiling material. However, it was not until sometime after 1947 and before 1960 that the windows and their covers were themselves covered with roofing, based on the exterior photographs. The windows today are encapsulated by a metal roof. It is not known how much survives of the exterior windows and their hinged covers.

W-217	213	ca. 1884; altered 1909-19	1909-10	<p>W-217 is in the west addition built ca. 1884; the window is an alteration installed in 1909-10. W-217 was originally a wide double window with double-hung sashes, surmounted by two stained-glass transoms. This was changed in 1909-10 when the earlier sashes were replaced by one pair of large double-hung sashes and a wide transom. The sashes are glazed with one pane of clear glass each; the transom is glazed with clear leaded glass.</p>
W-218	213	1909-10	1909-10	<p>W-218 is in the original part of the house built in 1880-81; this window was added in 1909-10. W-218 is a single window opening with a pair of wood casement sashes. The sashes are side-hinged to open outward. Each sash is glazed with 9 panes of clear glass.</p>
W-219	213	1909-10	1909-10	<p>Same as W-218.</p>
W-220	214a	1909-10	1909-10	<p>W-220 is a later window installed in 1909-10. It is a single small window opening with a single wood casement sash. The sash is side-hinged to open outward. It is glazed with 9 panes of clear glass.</p>

W-221	Stairway	1880-81	1880-81	<p>W-221 is an original unaltered window. It is the largest stained-glass window in the house. The window is composed of three parts: a large immobile center panel and two smaller panels above and below the center panel. Only the lower panel is hinged at the top to open outward. The window was restored in 1966, but no storm window was installed on the outside as was recommended at the time.</p>
W-222	116	1909-10	1909-10	<p>W-222 is a skylight on the roof of Room 116, built in 1909-10. It has a copper frame and is glazed with 10 panes of clear glass. The original skylight was furnished and installed by the George Hayes Company of New York, according to their bill of Dec. 27, 1909. The present skylight is a reproduction in copper that was made and installed in 1963 (NPS contract CX 14-10-0529-2064).</p>
W-223	200	1880-81	1880-81 & 1905	<p>W-223 designates two identical window openings in an original bay window. The window openings are in the two angled corners of the bay, with one facing southwest and one facing northwest. (There is no center window in the bay.) Each window has double-hung sashes and a transom. The sashes are each glazed with one pane of clear glass--a treatment that dates to 1880-81. The transoms are glazed with clear leaded glass that replaced the original stained glass in 1905.</p>

W-224	200	1880-81	1880-81 & 1905	W-224 is a single window opening with double-hung sashes. The lower sash is believed to date to 1880-81; it is glazed with one pane of clear glass. The upper sash probably replaced an original upper sash and transom arrangement in 1905; it is glazed with clear leaded glass.
W-225	200	1880-81; altered 1905	1905	W-225 is a large window opening with a large wood casement sash that is top-hinged to open inward. It is glazed with clear leaded glass. The sash was installed circa 1905 when it and a doorway replaced two original (1880-81) double-hung windows with transoms.
W-226	201	1905	1905	W-226 is in the original core of the house built in 1880-81, although it is a later addition installed in 1905. It has a single wood casement sash that is top-hinged to open inward. The sash is glazed with clear leaded glass.
W-227	202	1907	1935	W-227 designates the windows that were installed in 1935 to enclose the south screened porch (Room 202) that was built in 1907. These windows do not exist today because they were removed in 1965, along with the entire Room 202, to facilitate repairs to the Conservatory roof. While extant, W-227 made W-225 and W-226 interior windows.

W-228	203	1880-81; altered ?	1880-81 & 1905	<p>W-228 is a bay window that appears to be an original feature moved to its present location in 1905, when Room 203 was extended southward. The bay's south side contains three double-hung windows each surmounted by a transom. Its angled southeast side contains one identical window. Its angled southwest side contains Doorday D-204; it is unclear whether or not this doorway was ever a window. The four extant windows and the transom frames above them are believed to be original to 1880-81. The sashes are each glazed with one pane of clear glass, some of which may be original. The transoms are glazed with clear leaded glass that replaced the original stained glass in 1905.</p>
W-229	203	1880-81	1880-81 & 1905	<p>W-229 is a single window opening with double-hung sashes and a transom. Each sash is glazed with one pane of clear glass; the transom is glazed with clear leaded glass. All features of the window appear to be original to 1880-81 except for the transom glass, which replaced the original stained glass in 1905.</p>
W-230	203	1880-81	1880-81 & 1905	<p>Same as W-229.</p>
W-231	204	1880-81	1880-81 & 1905	<p>W-231 is a single window opening with double-hung sashes and a transom. All features of the window are believed to date to 1880-81, except for the glass itself. The original stained glass in the transom was replaced with the present clear leaded glass in 1905. The original single panes of clear glass in the sashes were also replaced with the present opaque leaded glass in 1905.</p>

### Third-Story Windows

*[Note: All third-story window openings are in wood-framed walls or roof surfaces.]*

<u>Window</u>	<u>Room</u>	<u>Opening Date</u>	<u>Sashes Date</u>	<u>Description</u>
W-301	304	1880-81	1880-81 & 1914-17	W-301 is a large Palladian-style window opening with three pairs of double-hung sashes. The window opening is enframed by an original, plain wood architrave. Each sash is glazed with a single pane of clear glass. The lower sashes are original (1880-81), but the upper sashes were installed in 1914-17, based on the photographic documentation. The original (1880-81) upper sashes were smaller and surmounted by stained-glass transoms.
W-302	305	1905	1905	W-302 is a pair of windows in the 1905 east dormer. Each window has double-hung sashes that also date to 1905. The upper sashes are glazed with 16 panes of clear glass, and the lower sashes with one pane of clear glass.
W-303	305	1880-81	1880-81	W-303 is an original unaltered triple window. The window opening is large, divided by two mullions, and fitted with three pairs of double-hung sashes. The upper sashes are glazed with 16 panes of clear glass, and the lower sashes with one pane of clear glass.
W-304	312	1880-81	1880-81	W-304 is an original unaltered window. The window opening is large, single, and fitted with double-hung sashes. The upper and lower sashes are both glazed with 28 panes of clear glass.



W-305	311	1880-81	1880-81	W-305 is an original unaltered window. The single window opening is fitted with double-hung sashes. The upper sash is glazed with 16 panes of glass, and the lower sash is glazed with one pane of glass.
W-306	306	1880-81	1880-81	W-306 is an original unaltered window. Its architrave features a segmental pediment; the window sashes are double-hung. Both sashes are glazed with 12 panes of glass each.
W-307	306	1880-81	1880-81	W-307 is an original unaltered triple window. It is in an original shed dormer built in 1880-81. Each window has a pair of double-hung sashes with 12 panes of clear glass in the upper and lower sashes.
W-308	307	ca. 1909-10	1880-81	The date of W-308 is uncertain because it is in a dormer for which little documentation exists; it is thought to have been built about 1909-10. W-308 is a pair of window openings fitted with double-hung sashes. Each sash has 12 panes of clear glass. The sashes themselves may have been reused from an earlier window in the original west wall, and therefore may date to 1880-81.
W-309	211-212	1909-10	1909-10	W-309 is a skylight for the light shaft between Rooms 211 and 212. It was installed in 1909-10 when Room 212 was converted to a bathroom. The skylight is on the roof of Room 212, in the ca. - 1884 west addition. It has a metal frame with clear glass glazing.
W-310	308-309	1880-81	1880-81	W-310 is an original unaltered window. It is a Palladian-style window similar in design to W-301, except that the center part is a carved wood panel, rather than a window opening. The wood panel is

flanked on either side by one window opening with double-hung sashes. The upper and lower sashes are each glazed with one pane of clear glass.

W-311	309	1880-81	1880-81	1880-81	W-311 is an original unaltered single window with one pair of double-hung sashes. The upper and lower sashes are both glazed with 12 panes of clear glass.
W-312	310	1880-81	1880-81	1905	W-312 is an original window opening with a later pair of casement sashes. The sashes are hinged on their opposite sides to swing inward. Each sash is glazed with two panes of clear glass. These casement sashes replaced two smaller double-hung sashes with multiple panes of glass, which are documented by an early exterior photograph of the house. The casement sashes were installed in 1905 by E.W. Peckham (estimate and specifications dated April 10, 1905).
W-313	300	1880-81	1880-81	1880-81	W-313 is an original unaltered window with double-hung sashes. The upper and lower sashes are both glazed with 12 panes of clear glass.
W-314	300	ca. 1902	ca. 1902	ca. 1902	W-314 is a single window that was added to the original house ca. 1902. It has a pair of double-hung sashes. The upper and lower sashes are both glazed with one pane of clear glass.
W-315	300	1880-81	1880-81	1902	W-315 is an original pair of windows with later sashes installed in 1902. Both window openings have double-hung sashes. The present sashes are glazed with one pane of clear glass each; the original sashes that they replaced had 30 panes of clear glass each. The architrave is original (1880-81) and features a half-round arched panel above the lintel.

W-316 is an original, unaltered bank of windows. The large window opening is divided by three mullions and fitted with four pairs of double-hung sashes. The upper sashes are glazed with 12 panes of clear glass, and the lower sashes with one pane of clear glass.

1880-81

1880-81

301

W-316

W-317 is the two pairs of casement windows that enclose the south side of the Sun Porch (Room 302). Room 302 was originally open on its south side, which consisted of two arched bays and a protective balustrade. The open bays were enclosed every winter with multi-pane storm windows, as seen in the earliest photograph of the house (fig. 4). Large screens were added by the Edisons in the 1890's for summer use. In 1905, the arched heads of the bays were removed, the balustrade was replaced with a low wood partition, and one pair of permanent casement sashes was installed in each bay, above the low partition. The casement sashes were side-hinged to open inward. Each sash was glazed with two panes of clear glass. All of these features exist today.

1905

1880-81

302

W-317

## Attic-Story Windows

*[Note: Both attic-story windows are in wood-framed walls.]*

<u>Window</u>	<u>Room</u>	<u>Opening Date</u>	<u>Sashes Date</u>	<u>Description</u>
W-401	A-6	1880-81	1880-81	W-401 is an original unaltered window. It is a single window with one pair of double-hung sashes. The upper and lower sashes are each glazed with 12 panes of clear glass. The architrave features a segmentally arched pediment.
W-402	A-1	1880-81	1880-81	Same as W-401.

**APPENDIX C.**

**Paint Analysis**

## INTRODUCTION

Several paint studies have been carried out on the house at Glenmont. All have used the "extraction" technique, in which small samples of paint are removed and examined under the microscope.

The first paint study was conducted on the exterior paint in 1962 by E. Blaine Cliver, then an architectural student. His results can be found on pages 56 through 64 of an unpublished report by John P. Shaw entitled, "Progress Data and Research Notes, Architectural Study of Glenmont, Home of Thomas Alva Edison," 1962. The paint-study results were also summarized on the exterior architectural elevation drawings by the Historic American Buildings Survey dated 1963. Cliver's study was a first attempt to determine the exterior evolution of the house using both physical and documentary evidence.

Another "small wood chip with complete paint color layering" from the house exterior was analyzed in 1963, for a repainting contract. This was done to determine the color of the house in the years just prior to Thomas Edison's death in 1931. The sample was examined by Henry A. Judd, Chief Architect of the Eastern Office of Design and Construction, NPS, in Philadelphia. His results were summarized in a memorandum to the superintendent of the park dated July 12, 1963.

The first interior paint sample was examined in 1968 by historical architect Penelope Batchelor. This was a sample of painted plaster removed from the wall of the main stair hall, which was then in the process of being repaired and refinished. Batchelor's findings were presented in a memorandum to the park dated December 5, 1968.

The first comprehensive exterior and interior paint analysis was carried out in 1977-78 by architectural conservator Carole L. Perrault of the North Atlantic Historic Preservation Center, National Park Service, in Boston. The information from this analysis provided paint colors for various exterior and interior refinishing projects. Perrault's findings are recorded on index cards that are on file at the Building Conservation Branch (BCB) of the Cultural Resources Center (CRC), National Park Service, in Lowell, Massachusetts. They are also summarized in this appendix.

Another study of the interior painted finishes was undertaken in 1980 by Camille Agricola, a student in the historic preservation program at Columbia University. Agricola's results were reported in an unpublished master's thesis entitled, "An Analysis of the First Floor Decorative Finishes at Glenmont, Llewellyn Park, West Orange, New Jersey." The report is on file at the park and at the BCB/CRC. Her findings are also summarized in this appendix.

The most recent paint analysis of selected interior paint samples was done by Barbara E. Pearson (now Yocum) in 1986-87 for this historic structure report. Pearson's results are also recorded on index cards at the BCB/CRC, and are summarized in this appendix.

## METHODOLOGY

Paint samples were extracted using an X-Acto knife with a sharp blade.

Two different numbering systems were used. Perrault and Pearson used the IROS (Integrated Research Organizational System) system. The first part of a sample's IROS number is the four-letter park code--in this case, "EDIS." The second part is the building's structure number: "10" for the house at Glenmont. The third part is the sample's individual, sequential number. Sample number one, for example, is labeled "EDIS 10 P001."

Agricola devised a system that is also based on the IROS system, but is slightly different. Like the system described above, Agricola designated each sample with the park (EDIS) and structure number (10). She also included the HABS room number and a sequential paint sample number. Sample number one in Room 100 is therefore labeled, "EDIS-10-100-1."

Samples were examined using a stereozoom microscope, at approximately 10 to 70 times magnification.

Lead paint was identified in selected samples by applying a small amount of diluted sodium sulfide ( $\text{Na}_2\text{S}$  and water). A positive reaction--indicating lead content--turns a paint layer gray, brown, or black.

## RESULTS

The following pages are divided into two sections: one for exterior paint samples and one for interior samples. The exterior section contains two subdivisions. The first subdivision lists the location of each paint sample, the initials of the researcher who removed it, and the date of removal. The initials include "CLP" for Carole L. Perrault, "CA" for Camille Agricola, and "BEP" for Barbara E. Pearson. The second subdivision is a list of the paint layers ("chromochronologies") found within each paint sample, and (when possible) the dates for each layer's application.

The section on interior paint samples contains the same type of information, but it is organized on a room-by-room basis.

The earliest date assigned to any paint layer is "1882," even though the house was built in 1880-81. This is because the earliest documentation for the finishes is a bill from Pottier and Stymus dated May 7, 1882. Numerous other bills from painters and contractors also record finishing work in later years. This documentation, together with the paint analysis results, is discussed in detail in the text of this report under "Finishes."

**Exterior Paint Samples**



**Exterior Paint Samples - Locations**

EDIS 10 P001	Panel below window at small north pantry porch (CLP, 4/25/77)
EDIS 10 P002	Window sill, first floor pantry, north side (CLP, 4/25/77)
EDIS 10 P003	Window sash, library, first floor (CLP 4/25/77)
EDIS 10 P004	Bathroom addition, 1940 (CLP, 6/1/77)
EDIS 10 P005	[See interior paint samples]
EDIS 10 P006	Original fabric, north side (CLP, 6/2/77)
EDIS 10 P007	Library/Sitting Room addition (CLP, 6/2/77)
EDIS 10 P008	Porte cochere entrance (CLP, 6/2/77)
EDIS 10 P009	Porch deck (CLP, 6/2/77)
EDIS 10 P010	Basement window frame (CLP, 6/2/77)
EDIS 10 P011	Window trim for Room 212 (CLP, 10/13/77)
EDIS 10 P012	Siding, Room 212 (CLP, 10/13/77)
EDIS 10 P013	Siding, Room 208 (CLP, 10/13/77)
EDIS 10 P014	Siding, south wall above Room 101 (CLP, 10/13/77)
EDIS 10 P015	Deck, original house adjacent to 1940 bathroom addition (CLP, 10/13/77).
EDIS 10 P016	Siding, 1940 bathroom addition--Room 207 (CLP, 10/13/77).
EDIS 10 P017	Same as P016.
EDIS 10 P018	Trim, east wall, Room 208 (CLP, 10/13/77).

Exterior Paint Samples - Locations (cont'd.)

---

EDIS 10 P019 Trim, west wall of bathroom--Room 212--by stained glass, below window (CLP, 10/13/77).  
EDIS 10 P020 Siding, south wall, Room 213 (CLP, 10/13/77).  
EDIS 10 P021 Same as P020.  
EDIS 10 P022 Siding, west wall of bathroom--Room 212--by stained glass, below window (CLP, 10/13/77).  
EDIS 10 P023 Brick wall of porte cochere (CLP, 10/13/77)

**Exterior Paint Samples - Chronochronologies**

<i>Date</i>	<i>Paint Samples</i>	<u>P001</u>	<u>P002</u>	<u>P003</u>	<u>P004</u>	<u>P006</u>	<u>P007</u>	<u>P008</u>	<u>P009</u>
1882-84	Tan Olive Black			Varnish Olive		Varnish Olive			
1888	Beige Olive								
Ca. 1895	Olive			Black		Black			
1904-05	Gray Gray			Gray Black		Gray Black	White Gray	Yellow Yellow	Gray
Ca. 1915	Salmon	Salmon	Salmon	Salmon		Salmon	Salmon	Salmon	Red
Ca. 1925	Red	Red	Red	Red		Red	Red	Red	Red
1936	Red	Red	Red	Red		Red	Red	Red	Red
1940					Red				
Ca. 1945	Red	Red	Red	Red	Red	Red	Red	Red	Red
1951	Red	Red	Red	Red	Red	Red	Red	Red	Red
1956	Red	Red	Red	Red	Red	Red	Red	Red	Red
1963	Red	Red	Red	Red	Red	Red	Red	Red	Red
1973	Red	Red	Red	Red	Red	Red	Red	Red	Red
1979	Red	Red	Red	Red	Red	Red	Red	Red	Red

Exterior Paint Samples - Chronochronologies (cont'd.)

<i>Date</i>	<i>Paint Samples</i>																
	<u>P010</u>	<u>P011</u>	<u>P012</u>	<u>P013</u>	<u>P014</u>	<u>P015</u>	<u>P016</u>	<u>P017</u>									
1882-84	[Poor Sample]	Brown Olive Black	Brown Olive Olive	Brown Olive		Brown Olive Olive											
1888		Beige Olive	Beige Olive	Beige		Beige Brown											
Ca. 1895		Olive	Olive	Olive		Olive Olive											
1904-05		Gray	Gray Gray	Gray Gray	White Gray	Gray											
Ca. 1915		Salmon	Salmon	Salmon	Salmon	Salmon											
Ca. 1925		Red	Red	Red	Red	Red											
1936		Red	Red	Red	Red	Red											
1940																	
Ca. 1945		Red	Red	Red	Red	Red											
1951		Red	Red	Red	Red	Red											
1956		Red	Red	Red	Red	Red											
1963		Red	Red	Red	Red	Red											
1973		Red	Red	Red	Red	Red											
1979		Red	Red	Red	Red	Red											

**Exterior Paint Samples - Chronochronologies (cont'd.)**

<i>Date</i>	<i>Paint Samples</i>	<u>P017</u>	<u>P018</u>	<u>P019</u>	<u>P020</u>	<u>P021</u>	<u>P022</u>	<u>P023</u>
1882-84	Brown Olive				Olive Olive	Olive Olive		[Poor Sample]
1888	Tan Black				Beige Olive	Black		
Ca. 1895	Olive				Olive	Olive		
1904-05	Gray Gray		Gray Gray		Gray Gray	Gray Gray	Gray	
Ca. 1915	Salmon		Salmon		Salmon	Salmon	Salmon	
Ca. 1925	Red		Red		Red	Red	Red	
1936	Red		Red		Red	Red	Red	
1940	Red							
Ca. 1945	Red		Red		Red	Red	Red	
1951	Red		Red		Red	Red	Red	
1956	Red		Red		Red	Red	Red	
1963	Red		Red		Red	Red	Red	
1973	Red		Red		Red	Red	Red	
1979	Red		Red		Red	Red	Red	

## Interior Paint Samples

Key to symbols on the following paint chromochronology charts:

- \* Sample tested for lead content using a sodium sulfide solution.
- Positive lead test.
- Dirt layer and/or poor adhesion between paint layers.

**Drawing Room (Room 100) - Paint Sample Locations**

EDIS-10-100-1 Plaster ceiling, left of fireplace, bead in molding (CA, 1980).  
[No number] Ceiling, color match to top layer, California Paints 5-23M (CLP, 1977-78).

**Drawing Room (Room 100) - Paint Sample Chronology**

<i>Date</i>	<i>Paint Sample</i>
	<u>100-1</u>
1910	Yellowish size Cream (Zinc) Cream (Zinc)
1952	Cream
Ca. 1956	Cream

Conservatory (Room 101) - Paint Sample Locations

EDIS 10 P048	Window muntin (CLP, 3/20/78).
EDIS 10 P049	East wall, reed piece, between window sections (CLP, 3/20/78).
EDIS 10 P050	Window surround (CLP, 3/20/78).
EDIS 10 P051	Ceiling beam, center (CLP, 3/20/78).
EDIS 10 P052	North wall, window bay doors (CLP, 3/20/78).
EDIS 10 P053	North wall, window bay, east edge window/door (CLP, 3/20/78).
EDIS 10 P054	North brick wall (CLP, 3/20/78).
EDIS 10 P055	West wall, double glass doors (CLP, 3/20/78).
EDIS 10 P056	Baseboard (CLP, 3/20/78).
EDIS 10 P057	West wall, wainscot (CLP, 3/20/78).
EDIS 10 P058	Floor, trellis area (CLP, 3/20/78).
EDIS 10 P059	Ceiling ribs (CLP, 3/20/78).
EDIS 10 P060	Ceiling panels between ribbing (CLP, 3/20/78).
EDIS 10 P061	Ceiling panels (CLP, 3/20/78).
EDIS 10 P062	Ceiling batten (CLP, 3/20/78).
EDIS 10 P063	Upper window transom muntin at west wall exterior doorway (CLP, 3/20/78).
EDIS 10 P064	Casing, west exterior doorway (CLP, 3/20/78).
EDIS 10 P065	Cornice dentil, above west doorway (CLP, 3/20/78).
EDIS 10 P066	Window frame, north wall (BEP, 9/85).



**Conservatory (Room 101) - Paint Sample Chronochronologies**

<i>Date</i>	<i>Paint Sample</i>	<u>P048</u>	<u>P049</u>	<u>P050*</u>	<u>P051*</u>	<u>P052*</u>
1882			[Poor Sample]		Dark Green• Yellow•	
Ca. 1882				Varnish	Varnish	
?				White• Moss-Green•		
?				White-Gray•		
1909				Cream-Yellow• Green•	White• Lt. Green•	Gray• <u>Green•</u>
?				Green•		<u>Green•</u>
?				Green•	Green•	<u>Green•</u>
?				Green•		<u>Green•</u>
?						Green•
1937				Pink-Gray•	Pink-Gray•	Gray Pink-Gray•
1965-66		Gray-Blue Green		Green	Green	Green Green

Conservatory (Room 101) - Paint-Sample Chronologies (cont'd.)

Date	Paint Samples	<u>P053</u>	<u>P054*</u>	<u>P055*</u>	<u>P056*</u>	<u>P057</u>
1880-81	[Poor Sample]					
Ca. 1882						
1909			<u>White-Gray</u> Green•		White-Gray• Green•	
?			Green•		Green•	
?			Green•		Green•	
?					Green•	
?			Green•	Green•	Green•	
1937			Pink-Gray•	Pink-Gray•	Pink-Gray•	
1965-66			Green Green	Green Green	Green Green	Gray-Blue Green Green

Conservatory (Room 101) - Paint Sample Chronologies (cont'd.)

<i>Date</i>	<i>Paint Samples</i>	<u>P058*</u>	<u>P059*</u>	<u>P060*</u>	<u>P061*</u>	<u>P062*</u>
1880-81						
Ca. 1882	Lt. Gray•	Varnish	Varnish	Varnish	Varnish	Varnish
1909	Brown Black	White• Lt. Green•	White• Lt. Green•	White• Lt. Green•	White• Lt. Green•	White• Lt. Green•
?	Dk. Gray					
?	Lt. Gray					
?	Lt. Gray	Green•	Green•	Green•	Green•	Green•
?	Lt. Gray					
1937	Lt. Gray Varnish	Pink-Gray• Pink-Gray•	Pink-Gray• Pink-Gray•	Pink-Gray• Pink-Gray•	Pink-Gray• Pink-Gray•	Pink-Gray• Pink-Gray•
1965-66	Blue-Gray Blue-Gray	Green Green	Green Green	Green Green	Green Green	Gray-Blue Green Green

Conservatory (Room 101) - Paint Sample Chronologies (cont'd.)

Date	<i>Paint Samples</i>			
	<u>P063</u>	<u>P064*</u>	<u>P065*</u>	<u>P066*</u>
1880-81				
Ca. 1882		Varnish	Varnish	
?		White•		
		Moss-Green•		
?		White•		
1909		<u>Cream-Yellow•</u>	White• Lt. Green•	Gray• Green•
?		Green•	Green•	Green•
?		Green•	Green•	
?		Green•	<u>Green•</u>	
?		Green•		Green•
1937	Gray	Gray• Gray•	Pink-Gray•	Pink-Gray•
?		Red		
1965-66		Gray-Blue Green Green	Green Green	Green Green

**Reception Room (Room 102) - Paint Sample Location**

EDIS 10 102-5 Plaster ceiling, cornice molding, right of fireplace (CA, 1980). No lead testing.

**Reception Room (Room 102) - Paint Sample Chronochronology**

<i>Date</i>	<i>Paint Sample</i>
1880-81	102-5 Red-Brown <u>Orange</u>
1910	Cream <u>Cream</u>
Ca. 1950's	Cream

Hall (Room 103) - Paint Sample Locations

EDIS-10-103-1 Wallcovering (Lincrusta-Walton) from the right side of the doorway to Room 115 (CA, 1980).  
EDIS-10-103-2 through -5 Mantel, floorboards, wood wainscot (CA, 1980).

Hall (Room 103) - Paint Sample Chronologies

<i>Date</i>	<i>Paint Samples</i>
1882	<u>103-1</u> Green Size (Shiny) Silver (Powdery) Orange Shellac
	<u>103-2 through -5</u> Shellac Varnish Wax (floors only)

**Main Stairway - Paint Sample Locations**

EDIS 10 P005      Main Stairway to the second story, painted plaster wall, left side (CLP, 7/15/76).  
 EDIS 10 P079      Plaster wall at stairway landing (BEP, 9/85).  
 EDIS-10-103-6    Wall of stairway, right side of stained-glass window (CA, 1980).

**Main Stairway - Paint Sample Chronologies**

<i>Date</i>	<i>Paint Samples</i>	
	<u>P005</u>	<u>103-6</u>
1882	[See P079]	Cream <u>Light Green</u> <u>Red (Stripe)</u>
?		Blue-Green
?		Yellow-Green•
Ca. 1905		Cream• Varnish (Stippling)
1924		Cream• Varnish (Stippling)
1940		Tan Varnish Cream Varnish
1952 or 1968		White Cream Varnish (Stippling)

Library (Room 104) - Paint Sample Location

EDIS-10-104-6 Ceiling cornice in niche at north end of room (CA, 1980). No lead testing.

Library (Room 104) - Paint Sample Chronochronology

<i>Date</i>	<i>Paint Sample</i>
1882	<u>104-6</u> Glue Size Light Tan Light Brown



Laundry (Room 106) - Paint Sample Location

West wall (BEP, 4/25/86).

EDIS 10 P067

Laundry (Room 106) - Paint Sample Chronochronology

*Date*                      *Paint Sample*

P067\*

Cream•

Cream

Cream

Cream-Yellow

Cream

Cream

Cream-Yellow

Cream-Yellow

[Incomplete Chronochronology?]

?

1897

1899

1905

1907

1912

1951

1968

Kitchen (Room 107) - Paint Sample Locations

EDIS 10 P024	Baseboard, east wall, cabinet (CLP, 3/20/78).
EDIS 10 P026	South wall, molding above stove (CLP, 3/20/78).
EDIS 10 P027	South wall (CLP, 3/20/78).
EDIS 10 P028	South wall, casing around doorway (CLP, 3/20/78).
EDIS 10 P029	South wall, baseboard (CLP, 3/20/78).
EDIS 10 P030	South wall, chair rail (CLP, 3/20/78).
EDIS 10 P031	South wall, panel wall (CLP, 3/20/78).
EDIS 10 P032	South wall, stove chimney (3/20/78).
EDIS 10 P033	West door, lower panel, accordion recess molding (CLP, 3/20/78).
EDIS 10 P034	West wall, door casing (CLP, 3/20/78).
EDIS 10 P035	West wall, below chair rail (CLP, 3/20/78).
EDIS 10 P036	West wall, window muntin (CLP, 3/20/78).
EDIS 10 P037	West wall, window surround (CLP, 3/20/78).
EDIS 10 P038	North wall, baseboard (CLP, 3/20/78).
EDIS 10 P039	North wall, wall above sink (CLP, 3/20/78).
EDIS 10 P040	North wall, door panel accordion molding (CLP, 3/20/78).
EDIS 10 P041	North wall above chair rail (CLP, 3/20/78).
EDIS 10 P042	North wall, door surround (CLP, 3/20/78).
EDIS 10 P043	East wall, door surround (CLP, 3/20/78).

**Kitchen (Room 107) - Paint Sample Locations (cont'd.)**

EDIS 10 P044	East wall, door panel (CLP, 3/20/78).
EDIS 10 P045	East wall, kitchen cabinet panel molding, now red (CLP, 3/20/78).
EDIS 10 P046	East wall, kitchen cabinet, raised panel, now cream (CLP, 3/20/78).
EDIS 10 P047	East wall, chair rail (CLP, 3/20/78)

Kitchen (Room 107) - Paint Sample Chronologies

Date	Paint Samples	<u>P024*</u>	<u>P026*</u>	<u>P027*</u>	<u>P028*</u>	<u>P029*</u>
1882	Varnish		Silver Varnish	White-Blue•	Varnish	[Poor Sample]
Ca. 1884				Cream-Yellow•		
Ca. 1886				Yellow		
Ca. 1889				Yellow		
1897				Cream-Pink•		
1899				White		
1902	<u>White•</u>			Yellow•	White•	
1904				White•	White•	
1909	<u>White•</u>			Green-Gray•	White•	
1912				Green	White•	
1917	White			Must-Yellow•	White•	
1922	White			Must-Yellow•		
1927	<u>White•</u>			Orange-Yellow•	White	
1932	<u>White•</u>			Orange-Yellow•	Yellow•	
1937	Cream-Yellow		Cream-Yellow	Light Yellow	White•	
1942	Cream		Cream-Yellow	Light Yellow•	Cream	
1951	Yellow		Cream-Yellow	White	White•	
1968	Yellow		Cream-Yellow	Yellow	Beige	

**Kitchen (Room 107) - Paint Sample Chronologies (cont'd.)**

<i>Date</i>	<i>Paint Samples</i>	<u>P031*</u>	<u>P032*</u>	<u>P033*</u>	<u>P034*</u>
1882	<u>P030*</u> White•	Varnish			
Ca. 1884	Yellow•		Red & White•	Varnish	Varnish
Ca. 1886					
Ca. 1889	White		White		
1897	Yellow•		White•		
1899	White		White•		
1902	Yellow•	White•	White•	White•	White•
1904	<u>White</u>	Yellow•	White	White•	White
1909	Yellow	Yellow•	White•	White•	White•
1912	<u>White</u>	Pink•	White	White	
1917	<u>Cream-Yellow•</u>	White	White•	White•	White•
1922	<u>Cream•</u>	Yellow•	White	White	White
1927	<u>Cream•</u>	White•	White•	White•	White•
1932	Yellow•	White•	White•	White•	White•
1937	White		White•	White•	White•
1942	Yellow		Yellow	White	Yellow
1951	White		Cream•	White	White
1968	Yellow	Cream-Yellow	Yellow	Yellow	Yellow

Kitchen (Room 107) - Paint Sample Chronologies (cont'd.)

<i>Date</i>	<i>Paint Samples</i>	<u>P035*</u>	<u>P036*</u>	<u>P037*</u>	<u>P038</u>	<u>P039</u>
1882	White-Blue•		Varnish	Varnish	Varnish	[Poor Sample]
Ca. 1884	Cream•					
Ca. 1886						
Ca. 1889						
1897	Cream-Yellow•					
1899						
1902	Cream-Yellow•	White•		White•	White	
1904	White•	White•		White•	White	
1909	White	White•		White•	White	
1912	Cream-Pink•	White•		White•	White	
1917	Yellow•	White•		White•	White	
1922	Yellow•	White•		White•	White	
1927	Yellow•	White		White•	White	
1932	Cream	White•		White•	White	
1937	Cream•	White•		White•	White	
1942	White•	White•		White	White	
1951	Cream	White		White Cream•	White	
1968	Cream	White		Yellow	Cream-Yellow	



Kitchen (Room 107) - Paint Sample Chronologies (cont'd.)

<i>Date</i>	<i>Paint Samples</i>	<u>P045</u>	<u>P046</u>	<u>P047</u>
1882	Varnish		Varnish	Varnish
Ca. 1884				
Ca. 1886				
Ca. 1889				
1897				
1899				
1902	White		White	White
1904	White		White	White
1909	White		White	White
1912	White		White	White
1917	White		White	White
1922	White		White	White
1927	White		White	White
1932	White		White	White
1937	White		White	White
1942	White		White	White
1951	Red		White	White
1968	Red		Cream-Yellow	Cream-Yellow



Dining Room (Room 115) - Paint Sample Locations

- EDIS-10-115-3 Mantel at north wall (CA, 1980).  
 EDIS-10-115-10 Wainscot, left of sideboard (CA, 1980).

Dining Room (Room 115) - Paint Sample Chronologies

<i>Date</i>	<i>Paint Samples</i>	
1902	<u>115-3</u> Cream Cream Cream	<u>115-3 (molding)</u> Cream Cream Cream
1935	Light Blue Glaze	Light Blue Glaze Red-Green Size Silver-Bronze Powder Varnish
		<u>115-10</u> Cream Cream Cream
		Light Blue

**Service Hall (Room 117) - Paint Sample Location**

EDIS 10 P025      Kitchen hallway (CLP, 3/20/78).

**Service Hall (Room 117) - Paint Sample Chronochronology**

<i>Date</i>	<i>Paint Sample</i>
	<u>P025*</u>
1882	White-Blue•
1905	Dark Green, With Red Horizontal Striping
1909	Cream-Yellow•, With Red Striping
Ca. 1910	Mustard Yellow•
1912	Mustard Yellow•
Ca. 1917	Mustard Yellow•
Ca. 1922	Orange Yellow•
Ca. 1927	Cream-White
Ca. 1932	Yellow•
Ca. 1937	White•
Ca. 1942	Cream
Ca. 1947	Beige
1951	Cream-Yellow•
Ca. 1960's	Cream-Yellow

Service Stairway - Paint Sample Locations

EDIS 10 P084 East plaster wall of the back stairway, midway between the first and second floors (BEP, 4/86).  
 EDIS 10 P085 East plaster wall of the back stairway, midway between the second and third floors (BEP, 4/86).  
 [No number] Wall, color match to top layer, between Benjamin Moore 2-66 and 2-67 (CLP, 1977-78).

Service Stairway - Paint Sample Chronologies

<i>Date</i>	<i>Paint Samples</i>	<i>Paint Samples</i>
1882	<u>P084*</u> White• Dark Green• Yellow• Yellow• Yellow• Light Yellow White• Light Yellow-Pink• Cream• White Cream-Yellow	<u>P085*</u> White• Dark Green• Cream-Yellow• Yellow• Yellow• Cream Light Pink• White• Cream Cream-Yellow

**South Room (Room 200) - Paint Sample Locations**

EDIS 10 P068 Plaster wall (BEP, 9/85).  
 [No number] Ceiling, color match to top layer, California Paints 4-17M (CLP, 1977-78).

**South Room (Room 200) - Paint Sample Chronochronology**

*Date*                      *Paint Sample*

	<u>P068*</u>
1882	Cream•
?	Pink•
?	White-Cream•
1905	Green• Clear Glaze (Stippling)
1913	Green• Glaze (Stippling)
1927	Green Glaze (Stippling)
Ca. 1940	Green• (Stippling?)
Pre-1947	Green•
?	Green
1952	Green

Owner's Room (Room 203) - Paint Sample Locations

EDIS 10 P069 Wall (BEP, 9/85).  
 EDIS 10 P070 Mantel adjacent to wall (BEP, 9/85).  
 [No number] Ceiling, color match to top layer, Benjamin Moore 17-10 (CLP, 1977-78).

Owner's Room (Room 203) - Paint Sample Chronologies

<i>Date</i>	<i>Paint Samples</i>	
1882	<u>P069*</u>	<u>P070*</u> Varnish
1923	[Burlap] White White-Cream• White	Cream• Cream• Cream
?	Cream• Varnish	Cream•
Ca. 1952	Cream• [Plaster]	
1968	Pink-Beige	Pink-Beige

**Owner's Bath (Room 204) - Paint Sample Location**

---

[No number] Ceiling, color match to top layer, Benjamin Moore 20-35 (CLP, 1977-78).

Living Room (Room 205) - Paint Sample Locations

- EDIS 10 P071 North wall to right of fireplace (BEP, 4/86).
- EDIS 10 P072 East wall, adjacent to northeast bookcase (BEP, 4/86).
- EDIS 10 P073 Southwest bookcase (BEP, 4/86).
- EDIS 10 P074 Northeast bookcase, upper north side (BEP, 4/86).
- EDIS 10 P075 Northeast bookcase, lower east side (BEP, 4/86).

Living Room (Room 205) - Paint Sample Chronologies

<i>Date</i>	<i>Paint Samples</i>	<u>P072*</u>	<u>P073*</u>	<u>P074*</u>	<u>P075*</u>
1882			Varnish		
1905					Varnish
1923	[Canvas] <u>White</u>	[Canvas] White Varnish	White-Gray Green Varnish	White-Gray Green	White-Gray <u>Green</u>
1934	Cream-Yellow• Green•	White-Gray Green• Green•	Green•	Green•	Green• Bronzing

Mr. Theodore's Room (Room 206) - Paint Samples Locations

EDIS 10 P076 Plaster wall, southeast corner (BEP, 9/85).  
 [No number] Wall, color match to top layer, Benjamin Moore 18-45 (CLP, 1977-78).

Mr. Theodore's Room (Room 206) - Paint Sample Chronology

<i>Date</i>	<i>Paint Sample</i>
	<u>P076*</u>
1882	Beige•
?	Beige•
1900	Light Green-Blue•
Ca. 1909	Cream-Yellow•
?	Green•
1927	Green-Yellow
?	Green
1940	Pink•
?	Pink•



Service Bathroom (Room 208) - Paint Sample Location

[No number] Ceiling, color match to top layer, Benjamin Moore 2-69 (CLP, 1977-78).

North Room (Room 210) Paint Samples Locations

EDIS 10 P077 East plaster wall (BEP, 4/86).  
 EDIS 10 P078 Plaster wall, northwest corner (BEP, 9/85).  
 [No number] Ceiling, color match to top layer, Benjamin Moore 17-13 (CLP, 1977-78).

North Room (Room 210) - Paint Sample Chronologies

<i>Date</i>	<i>Paint Samples</i>
	<u>P077*</u>
1882	White• <u>Cream-Yellow•</u>
?	Gray-Blue•
?	Yellow•
?	Pink•
?	<u>White•</u>
?	White• Pink• Varnish
Ca. 1940	<u>Beige-Yellow•</u>
Ca. 1952	Beige-Yellow
	<u>P078*</u>
	Cream• Green-Gray•
	White•
	Yellow•
	Pink•
	White•
	White• Light Pink• Varnish
	Beige-Cream

**West Bathroom (Room 212) - Paint Sample Location**

---

[No number]

Ceiling, color match to top layer, Benjamin Moore 16-4 (CLP, 1977-78).

**West Room (Room 213) - Paint Sample Locations**

EDIS 10 P083 East plaster wall, to the left side of the hall doorway (BEP, 4/86).  
 [No number] Ceiling, color match to top layer, Benjamin Moore 2-70 (CLP, 1977-78).

**West Room (Room 213) - Paint Sample Chronochronology**

<i>Date</i>	<i>Paint Sample</i>
	<u>P083</u> *
1882	Light Blue•
?	Cream•
1887	[Blue & Ecru Spanish Tapestry]
1910	[Sicilian Silk]
1934	Beige-Yellow Oil
?	Beige-Yellow Varnish
?	Cream Mustard Yellow
?	Cream-Yellow Mustard Yellow
?	Cream Mustard Yellow

Second Floor Hall (Rooms 214 & 214b) - Paint Sample Locations

EDIS 10 P080 Room 214, east plaster wall, to right of Room 205 doorway (BEP, 9/85).  
 EDIS 10 P081 Room 214, east plaster wall between Rooms 205 & 206 (BEP, 9/85).  
 EDIS 10 P082 Room 214, east plaster wall between Rooms 211 & 213 (BEP, 9/85).  
 [No number] Room 214 ceiling, color match to top layer, Ben. Moore 17-11 (CLP, 1977-78).  
 [No number] Room 214b ceiling, color match to top layer, Ben. Moore 18-19 (CLP, 1977-78).

Second Floor Hall (Rooms 214 and 214b) - Paint Sample Chronologies

<i>Date</i>	<i>Paint Samples</i>	<u>P081</u>	<u>P082*</u>
1882	<u>P080*</u> Cream Light Green•	[Poor Sample]	Light Green-Gray• Light Green•
?	Light Green-White		
?	Light Yellow-Green•		Yellow-Green•
Ca. 1905	Cream• Varnish		Cream• Varnish
1924	Cream• Varnish		Cream Varnish
?			Cream Varnish
?			Cream Varnish
?			Yellow Varnish

Mr. Charles' Room (Room 300) - Paint Sample Locations

EDIS 10 P086	South window architrave (BEP, 4/86).
EDIS 10 P087	West window architrave (BEP, 4/86).
EDIS 10 P088	Wall shelf (BEP, 4/86).
EDIS 10 P089	Upper plaster wall, southeast corner near the doorway (BEP, 4/86).
EDIS 10 P090	East plaster wall behind the wood shelf (BEP, 4/86).
EDIS 10 P091	Plaster wall behind the Eastlake-style corner board (BEP, 4/86).
EDIS 10 P092	Plaster ceiling (BEP, 4/86).

Mr. Charles' Room (Room 300) - Paint Sample Chronologies

<i>Date</i>	<i>Paint Samples</i>	<u>P086*</u>	<u>P087*</u>	<u>P088*</u>	<u>P089*</u>	<u>P090*</u>	<u>P091*</u>	<u>P092*</u>
1882	Varnish				Cream•	Cream• Blue•	Cream• Blue•	White-Blue• Blue•
1913	White•	White•	White•	White•	[-- Wallpaper, Missing --]		Cream•	White•
?	White			White				
Ca. 1921-24	White			White				
?	White							
1952	Crm-Yel•	Crm-Yel•	Crm-Yel•	Crm-Yel•	Yellow•	Yellow•	Yellow•	Cream-Yellow•
?	Crm-Yel•	Crm-Pink	Crm-Pink	Crm-Pink	Yellow	Crm-Yel		Cream-Yellow

Miss Bogue's Room (Room 301) - Paint Sample Locations

EDIS 10 P093 Plaster wall near the mantel (BEP, 4/86).

EDIS 10 P094 Window architrave (BEP, 4/86).

Miss Bogue's Room (Room 301) - Paint Sample Chronologies

<i>Date</i>	<i>Paint Samples</i>
	<u>P093*</u> <u>P094*</u>
1882	Cream• Green-Blue•                      Varnish
?	<u>Light Green•</u>
1921-24	<u>Light Blue•</u> <u>Light Blue•</u>
1952	Blue                                      Blue

Bathroom (Room 303) - Paint Sample Locations

- EDIS 10 P095 East doorway architrave (BEP, 4/86).  
 EDIS 10 P096 Burlap wall covering, south wall (BEP, 4/86).

Bathroom (Room 303) - Paint Sample Chronologies

<i>Date</i>	<i>Paint Samples</i>
1882	<u>P095*</u> Varnish
1905	Cream•
?	Cream• White
?	<u>White•</u> Cream-Yellow
1952	Cream-Yellow
	<u>P096*</u> [Burlap] Cream <u>Green•</u> White Cream• Beige-Yellow



**Blue Room (Room 304) - Paint Sample Locations**

- EDIS 10 P097 West baseboard, south end (BEP, 4/86).
- EDIS 10 P098 Hook board, painted white, in the north closet (BEP, 4/86).
- EDIS 10 P099 Plastered wall, now covered with wallpaper (BEP, 4/86).

**Blue Room (Room 304) - Paint Sample Chronologies**

<i>Date</i>	<i>Paint Samples</i>
	<u>P097*</u> <u>P098*</u> <u>P099*</u>
1882	Yellow-Brown•
1905	<u>White•</u> White•                      [Wallpaper, Missing]
1921-24	Light Green• Blue-Green•                      [Lining Wallpaper] Blue-Green• [Top Wallpaper]

Sewing Room (Room 305) - Paint Sample Locations

- EDIS 10 P100 Plastered wall at the east dormer (BEP, 4/86).
- EDIS 10 P101 East plastered wall (BEP, 4/86).
- EDIS 10 P102 North plastered wall (BEP, 4/86).
- EDIS 10 P103 North window architrave (BEP, 4/86).
- EDIS 10 P104 East window architrave (BEP, 4/86).

Sewing Room (Room 305) - Paint Sample Chronologies

<i>Date</i>	<i>Paint Samples</i>	<u>P102*</u>	<u>P103*</u>	<u>P104*</u>
1882		White• Blue-Beige•	Varnish	
?		Pink• <u>Pink-White•</u>		
?		<u>White-Pink•</u>		
1905	Cream• <u>Green•</u>	<u>Green•</u>		Varnish
Ca. 1930	Cream-Yellow•	Cream-Yellow•	Cream Cream	Cream <u>Cream</u>
1952	Cream-Yellow	Cream-Yellow	Light Yellow	Light Yellow

**Bed Room #1 (Room 306) - Paint Sample Location**

EDIS 10 P105 Plastered wall (BEP, 4/86).

**Bed Room #1 (Room 306) - Paint Sample Chronochronology**

<i>Date</i>	<i>Paint Sample</i>
1882	<u>P105*</u> White (Kalsomine?) Cream• Cream-Yellow• Cream• Cream-Yellow• Cream• Cream

Bed Room #2 (Room 307) Paint Samples Locations

EDIS 10 P106 West plastered wall (BEP, 4/86).  
 EDIS 10 P107 East plastered wall (BEP, 4/86).

Bed Room #2 - Paint Sample Chronologies

<i>Date</i>	<i>Paint Samples</i>	
1882	<u>P106*</u> ?	<u>P107*</u> ?
1909	Cream•	Cream-Yellow•
?	Yellow	Yellow
?	Cream	Cream
Ca. 1921-24	Cream•	Cream•
?	Cream	Cream
Ca. 1952	Cream	Cream

**Bed Room #3 (Room 308) - Paint Sample Locations**

EDIS 10 P108 East plastered wall (BEP, 4/86).  
 EDIS 10 P109 South partition wall, wood (BEP, 4/86).  
 EDIS 10 P110 South partition wall, large wood patch, at former doorway? (BEP, 4/86).

**Bed Room #3 (Room 308) - Paint Sample Chronochronologies**

<i>Date</i>	<i>Paint Samples</i>	
	<u>P108*</u>	<u>P109*</u>
1882	<u>Light Blue</u> •	<u>P110*</u>
?	<u>Gray-Blue</u> • Varnish	
1902	<u>Cream-Yellow</u> •	
?	<u>White</u> •	Cream•
?	<u>Cream-Yellow</u> • Oil or Varnish	Yellow•
1952	<u>Cream</u> •	Cream•

**Bed Room #4 (Room 309) - Paint Sample Locations**

- EDIS 10 P111 East plastered wall (BEP, 4/86).
- EDIS 10 P112 North partition wall, wood (BEP, 4/86).
- EDIS 10 P113 North partition wall, large wood patch, at former doorway? (BEP, 4/86).

**Bed Room #4 (Room 309) - Paint Sample Chronochronologies**

<i>Date</i>	<i>Paint Samples</i>	
	<u>P111*</u>	<u>P112*</u>
1882	Cream Gray-Blue•	<u>P113*</u>
1902	Cream-Yellow•	Cream-Pink•
?	Cream-Yellow•	White Cream-Yellow•
1952	Cream•	Cream•
?	Cream	Cream

**Bed Room #5 (Room 310) - Paint Sample Locations**

- EDIS 10 P114 South plastered wall (BEP, 4/86).  
 EDIS 10 P115 Plastered partition wall at doorway to hall--later? (BEP, 4/86).

**Bed Room #5 (Room 310) - Paint Sample Chronologies**

<i>Date</i>	<i>Paint Samples</i>
	<u>P114*</u> <u>P115*</u>
1882	White-Blue• Varnish
?	Cream-Yellow•
1905 or 1909	White• Yellow•
Ca. 1921-24	Cream-Pink
?	Cream
Ca. 1950's	Cream
	Yellow•
	Cream-Pink
	Cream
	Cream

**Hall: Service Portion (Room 311) - Paint Sample Locations**

- EDIS 10 P116 North plastered wall (BEP, 4/86).  
 EDIS 10 P117 East plastered wall, adjacent to Room 310 (BEP, 4/86).

**Hall: Service Portion - Paint Sample Chronologies**

<i>Date</i>	<i>Paint Samples</i>
	<u>P116</u> <u>P117</u>
1882	Cream Green•
?	Cream•
1905 or 1909	Yellow•
?	Cream
Ca. 1921-24	Cream-Pink•
?	White
1952	Cream
?	Cream
	Varnish Yellow•
	Cream-Pink•
	White
	Cream
	Cream



**Hall: Master Portion (Room 312) - Paint Sample Locations**

EDIS 10 P118 West plastered wall (BEP, 4/86).

EDIS 10 P119 Plastered cornice (BEP, 4/86).

**Hall: Master Portion - Paint Sample Chronochronologies**

<i>Date</i>	<i>Paint Samples</i>	
1882	<u>P118*</u> Yellow• Green• <u>Green•</u>	<u>P119*</u> Yellow• Dark Yellow• Varnish
?	<u>Light Green</u>	White Oil
?	Yellow-Green•	White•
1905	Cream• Varnish	
1924	Cream Varnish	Cream Varnish

Attic Bed Room (Room A1) - Paint Sample Locations

- EDIS 10 P122    Attic Bed Room, plastered wall (BEP, 4/86).  
 EDIS 10 P123    Attic Bed Room, plastered wall & wallpaper (BEP, 4/86).  
 EDIS 10 P124    Attic Bed Room, plastered ceiling (BEP, 4/86).

Attic Bedroom (Room A1) - Paint Sample Chronologies

<i>Date</i>	<i>Paint Samples</i>	
1882	<u>P122*</u> Cream-Light Blue• Cream•	<u>P124*</u> Cream• White•
?	<u>P123*</u> Cream-Light Blue• Cream	Cream (Calcimine) Green• White•
Ca. 1889	Wallpaper	
Ca. 1910		
?		

Attic Hall (Room A3) - Paint Sample Locations

- EDIS 10 P120 Stairway, plastered wall (BEP, 4/86).  
 EDIS 10 P121 Stairway, plastered ceiling (BEP, 4/86).

Attic Hall (Room A3) - Paint Sample Chronologies

<i>Date</i>	<i>Paint Samples</i>
1882	<u>P120*</u> Cream-Light Blue• <u>Cream</u>
Ca. 1910	Green•
	<u>P121*</u> Cream-Light Blue• Cream•
	Green•

Attic Store Room (Room A5) - Paint Sample Location

EDIS 10 P125 Store Room, plastered wall (BEP, 4/86).

Attic Store Room (Room A5) - Paint Sample Chronochronology

<i>Date</i>	<i>Paint Sample</i>
1882	<u>P125*</u> (Unpainted?)
1889	White•
?	Yellow

**VI. BIBLIOGRAPHY**

## General

- Agricola, Camille. "An Analysis of the First Floor Decorative Finishes at Glenmont, Llewellyn Park, West Orange, New Jersey." Master's Thesis, Columbia University, 1980.
- Conot, Robert E. *A Streak of Luck*. New York: Seaview Books, 1979.
- Constatine, Albert, Jr. *Know Your Woods*. New York: Charles Scribner's Sons, 1975.
- Dickson, W.K.L. and Antonia. *The Life and Inventions of Thomas A. Edison*. New York: Thomas Y. Crowell and Co., 1892, 1893, and 1894.
- Holly, Henry Hudson. *Holly's Country Seats*. New York: D. Appleton and Co., 1863; reprint ed., *Holly's Country Seats and Modern Dwellings*, with an introduction by Michael A. Tomlan entitled, "The Domestic Architectural Stylebooks of Henry Hudson Holly." Watkins Glen, New York: American Life Foundation, 1980.
- . *Modern Dwellings in Town and Country*. New York: Harper and Bros., 1878; reprint ed., *Holly's Country Seats and Modern Dwellings* (see above citation).
- Hornbostel, Caleb. *Materials for Architecture*. New York: Reinhold Publishing Corp., 1967.
- "House for Mr. Henry C. Pedder, Llewellyn Park, Orange N.J." *American Architect and Building News*, Aug. 27, 1881, p. 98.
- Josephson, Matthew. *Edison*. New York: McGraw-Hill Book Co., Inc., 1959.
- Lewis, Arnold, and Keith Morgan, eds. *American Victorian Architecture: A Survey of the 70's and 80's in Contemporary Photographs*. New York: Dover Publications, Inc., 1975; reprint of *L'Architecture Americaine*, 1886.
- Mott, J.L., Iron Works. *Mott's Illustrated Catalog of Victorian Plumbing Fixtures for Bathrooms and Kitchens*. New York: Dover Publications, Inc., 1987 (reproduction of Mott's "Catalog G," 1888).
- The Oranges and Their Leading Business Men*. Newark, NJ: Mercantile Publishing Co., 1890.
- Pierson, William H., Jr. *American Buildings and Their Architects: Technology and the Picturesque*. New York: Doubleday and Co., Inc., 1978.
- Poole, Hester M. "The Residence of Thomas A. Edison, Orange, N.J." *The Decorator and Furnisher*, 1891, pp. 93-96.
- Robbins, Keith Spalding. "A History of the Development of the First Planned American Suburban Community: Llewellyn Park, West Orange." Master's Thesis, Columbian College, The George Washington University, May 1989.
- Starbuck, R.M. *Modern Plumbing Illustrated*. New York: The Norman W. Henlay Publishing Co., 1909.
- "Superb Country Homes: Views of the Interior of Mr. and Mrs. Edison's House." *New York Recorder*, Aug. 19, 1894.
- The New York Times*. "Mr. Pedder's Luxurious Habits," Saturday, July 19, 1884.
- Venable, John D. *Mina Miller Edison*. East Orange, New Jersey: Charles Edison Fund, 1981.
- Waite, John G. *Metals in America's Historic Buildings*. U.S. Department of the Interior: Heritage Conservation and Recreation Service, Technical Preservation Services Division, 1980.

*The Well-Appointed Bath: Authentic Plans and Fixtures From the Early 1900's.* Washington: The Preservation Press, National Trust for Historic Preservation, 1989.

*Why, Where and How to Find Homes Half Hour Ride by Rail for New York Business Men.* Orange, New Jersey: J. Schenk, Mar. 1880.

Worthington, William F. *Beyond The City Lights: American Domestic Gas Lighting Systems.* Washington, D.C.: Smithsonian Institution, 1985. (Catalog for an exhibit at the National Museum of American History, Oct. 17, 1985 - Apr. 20, 1986).

### National Park Service Reports and Logs

Bevin, Newton P. "Historic Structures Report - Part I, Architectural Data Section on Rehabilitation of Glenmont, Home of Thomas A. Edison." NPS: Eastern Office Design and Construction, Feb. 1964. (Typewritten).

Burt, Leah Brodbeck. "Cultural Landscape Report: Glenmont" [draft]. NPS: Edison NHS, Aug. 19, 1987. (Typewritten).

----. "Historic Furnishings Report: Glenmont" [draft]. NPS: Edison NHS, 1985. (Typewritten).

Crawford, James. "Historic Structures Report - Part I, 'Glenmont' Architectural Data." NPS: Feb. 15, 1962. (Typewritten).

Gayle, Fran. "Historic Structure Report, Garage, Building No. 15." NPS: North Atlantic Historic Preservation Center, 1984.

National Park Service. *Final Master Plan: Edison National Historic Site West Orange, New Jersey.* April 1977.

Perrault, Carole L. "Painting Chimneys - Glenmont (Decorative Banding)" [incomplete draft]. NPS: North Atlantic Historic Preservation Center, n.d. (circa 1977).

----. "Historic Paint Colors and Recommendations for Repainting the Exterior of *Glenmont*, Edison NHS" [incomplete draft]. NPS: North Atlantic Historic Preservation Center, Dec. 1977.

Shaw, John P. "Progress Data and Research Notes, Architectural Study of Glenmont, Home of Thomas Alva Edison." NPS: Edison NHS, summer 1962. (Handwritten).

Simmonds, R.V., L. Siroky, R.C. Case, and J.F. Kozel. "Historic Structure Report: Glenmont and Laboratory Unit Fire and Intrusion Protection and Replacement of Electrical Systems: Architectural Data, Edison NHS." NPS: Denver Service Center, Dec. 1976. (Typewritten).

Souder, Norman M. "Historic Structure Report - Part II (Portion), Architectural Data Section on Den Ceiling, Glenmont Mansion." NPS: Eastern Office Design and Construction, Jan. 1966. (Typewritten).

Weig, Melvin J. "Historic Structures Report - Part I, 'Glenmont,' Home of Thomas Alva Edison, Administrative Data." NPS: Edison NHS, Nov. 26, 1963. (Typewritten).

----. "Historic Structures Report - Part I, 'Glenmont,' Home of Thomas Alva Edison, Historical Data." NPS: Edison NHS, Dec. 22, 1961. (Typewritten).

----. "Historic Structures Report - Part II (Portion), The Den Ceiling, Edison Home, Building No. 10: Administrative Data and Historical Data." NPS: Edison NHS, Mar. 16, 1966. (Typewritten).

- , "Historic Structures Report, Part II (Portion), Rehabilitation of Main Roof, Edison Home, Building No. 10, Historical Data." NPS: Edison NHS, June 17, 1965. (One paragraph, typewritten.)
- , "Historic Structures Report, Part I, Building No. 17, Pump House, Edison NHS," Nov. 27, 1964.
- , and Henry A. Judd. "Historic Structures Report, Part I, 'Glenmont' Chimneys." NPS: Edison NHS, Aug. 14, 1961. (Typewritten).
- , Benjamin Levy, Arthur Spiegler, and Norman M. Souder. "Historic Structures Report - Part I, Frame Barn, Building No. 16, Glenmont Unit." NPS: Edison NHS, June 2, 1965.
- , Benjamin Levy, Arthur Spiegler, and Norman M. Souder. "Historic Structures Report - Part I, Building No. 15, Garage, Edison National Historic Site." NPS: Edison NHS, August-September 1964.
- , and Gordie Whittington. "Historic Structures Report - Part II (Portion), The Conservatory, Edison Home, Building No. 10." NPS: Edison NHS, Jan. 1965. (Typewritten).

Whittington, Gordie. Log books, Edison NHS, Glenmont:

- "Glenmont Boiler Replacement, 1967."
- "Building No. 10: July 15, 1963 - July 12, 1965."
- "Building No. 10: July 13, 1965 - Mar. 4, 1966."
- "Building No. 10: Mar. 7, 1966 - Dec. 30, 1968."
- "Building No. 10: Starting Jan. 1, 1969" [to May 19, 1969].
- "Electrical and Heating Systems, Glenmont, 1968."
- "Edison Projects: Early Work in Area [Apr. 23, 1962 - June 21, 1963]."

Wightman, Lynn R. *Statement for Management: Edison National Historic Site, West Orange, New Jersey.* NPS: Dec. 7, 1979.

## Other Sources

Architectural Drawings and Sketches of Glenmont (Edison NHS Archives):

- 1882 "Residence and Grounds Belonging to Henry C. Pedder Esq., Llewellyn Park, Orange N.J., Mead & Taylor, Engineers." (NPS catalog number 114,424).
- n.d. "Plan of First Story, Henry C. Pedder Esq., Orange N.Y." (NPS catalog number 114,425).
- July 1, 1903 "Drawing[s] for Interior of Library [Room 205], Percy Griffin, Architect." (NPS catalog numbers 116,353 and 116,331).
- Aug. 3, 1903 "Proposed Ceiling Treatment, Library [Room 205], Residence of Thomas A. Edison, Allen-Collens Architects." (NPS catalog number 144,445).
- n.d. "Suggestion for Treatment of Library [Room 205], House of Mr. Thomas A. Edison, Allen Collens Architects." (NPS catalog number 116,306).
- n.d. "Perspective of Fireplace [Room 205], Allen and Collens Architects." (NPS catalog number 116,307).
- n.d. "Perspective Sketch [Room 205] for Mrs. T.A. Edison, E.L. Tilton Architect." (NPS catalog number 116,301).



- Feb. 23, 1905 "Bath Room Plans in Residence at Orange N.J., E.H. Harrison and Bro., 478 Broad St., Newark N.J." (No NPS catalog number).
- Apr. 15, 1905 "Living Room [Room 205], Residence for Thomas A. Edison, E.L. Tilton Architect, Hoggson Brothers Contracting Designers N.Y.C." (NPS catalog numbers 116,332 through 116,335).
- n.d. "Sitting Room [Room 205] for Mrs. Thos. Edison, A.H. Davenport." (NPS catalog numbers 116,302 through 116,305).
- n.d. Unlabeled pencil elevation drawings of Room 205. (NPS catalog numbers 116,309 through 116,311).
- 1907 "Music Room [Room 100] for Mrs. Thomas A. Edison, Allen and Collens Architects." (NPS catalog number 116,347).
- n.d. "Elevation of End of Music Room [Room 100]." (NPS catalog number 116,346).
- Oct. 29, 1907 "Alterations of House at Orange N.J. for Mrs. Thomas A. Edison, Revised [First and] Second Floor Plan[s], Allen and Collens, Architects." (NPS catalog numbers 116,351 and 116,352).
- n.d. "Gold Mirror in Reception Room [Room 102] for Mrs. Thomas Edison, A.H. Davenport, N.Y.C." (NPS catalog number 116,300).
- n.d. "Reception Room [Room 102], Thomas A. Edison, Orange N.J." These are elevation drawings of all four walls. Stamped on the back are, "Duryea & Potter Special Design," and the numbers 5920 through 5923. (NPS catalog numbers 116,296 through 116,299).
- n.d. "Proposed Alterations to West Bedroom [Room 213] & Music Room [Room 102], Proctor & Co., N.Y.C." (NPS catalog numbers 116,348 through 116,350).
- Mar. 22, 1920 "Basement: West Orange, N.J., Hot and Cold Water System, Residence of Mr. T.A. Edison." Drawing made by the Laboratory Construction and Engineering Department, according to a memorandum dated Mar. 30, 1920, which transferred it to the Edison Construction & Maintenance Division. (No NPS catalog number).
- n.d. "Chimney on House of Thos. A. Edison, Llewellyn Park, W. Orange, N.J. W. Frank Bower Archt., 44 Harrison St., E. Orange." The chimney was built in 1920. (No NPS catalog number).
- Dec. 31, 1929 Untitled plan of proposed alterations to the Den (Room 114) and Dining Room (Room 115). The plan is accompanied by a letter from William S. Knowles, Architect, dated Dec. 31, 1929.
- Jan. 31, 1930 "Preliminary Study of Alterations, Residence Mrs. T.A. Edison, Wilbur S. Knowles Architect." (NPS catalog numbers 114,437 through 114,439).
- Mar. 3, 1930 Proposed alterations by Wilbur S. Knowles, Architect, for the exterior south terrace and steps. (NPS catalog numbers 114,440 through 114,443).
- June 15, 1935 "Alterations to Residence for Mrs. Thomas Edison, First Floor Plan, William E. Frenaye Jr.--James R. Thomson Architects, N.Y.C." The proposed alterations are to the ceiling in Room 114 and the terrace on the west side of the house. (NPS catalog number 114,436).

- n.d. "West Room Bath, Res. Mrs. T.A. Edison, Mrs. Renner N.Y.C." (NPS catalog number 114,469).
- 1961-62 Historic American Buildings Survey, 13 sheets, Survey Number N.J. 729-A. (An unedited version of the drawings also exists in the park files, cataloged as NHS:EDI/3011.)

Edison, Thomas A., "Private Bill Books," Jan. 1920 through 1924 (Vault 12, Edison NHS).

Essex County Registry of Deeds:

- Feb. 28, 1857 Llewellyn and Mary Anna Haskell to Trustees, Book C10, pp. 293-315.
- Dec. 24, 1879 J. Ward and Wife to Henry C. & L.M. Pedder, Book N20, p. 286.
- June 2, 1881 D. Green to Henry C. and L.M. Pedder, Book C21, p. 365.
- Jan. 28, 1884 D. Green to Henry C. and L.M. Pedder, Book C22, p. 432.
- July 14, 1884 Henry C. and L.M. Pedder to Constable and Co., Book I22, p. 318.
- Jan. 20, 1886 Constable and Co. to Thomas A. Edison, Book X22, p. 276, and Book D of Miscellaneous, pp. 95-106.
- Jan. 20, 1886 Mortgage Bond, Constable and Co. to Thomas A. Edison, Mortgage Book V8, pp. 132-135.
- Apr. 21, 1890 Mortgage Discharge, Constable and Co. to Thomas A. Edison, Discharges Book B, pp. 308-09.
- Mar. 23, 1891 Thomas A. Edison to S. Insull, Book X25, p. 446.
- Apr. 2, 1891 S. Insull to M.M. Edison, Book \_\_\_ p. \_\_\_.
- Apr. 23, 1891 Thomas A. Edison to S. Insull, Bill of Sale, Book D of Miscellaneous, pp. 403-05.
- Apr. 23, 1891 S. Insull to Mina M. Edison, Bill of Sale, Book D of Miscellaneous, pp. 406-08.
- June 27, 1946 Mina M. Edison to T.A.E., Inc., Book Z107, pp. 124-27.
- July 22, 1959 Thomas A. Edison, Inc. to the United States of America, Book 3653, p. 349.

Glenmont, General Accounts, 1887-1945. (Vault 12, Edison NHS.)

———, Household Accounts, 1887-1916. (Vault 12, Edison NHS; moved here from the attic at Glenmont.) [Later accounts and correspondence had been in Room 304 at Glenmont, stored in a cardboard box and a metal filing cabinet.]

———, Photographs. An assorted collection of exterior and interior photographs of Glenmont, in the Edison NHS Archives.

-----, Purchase Orders and Contracts, NPS:

- 1961 Purchase order EDLA 29-147, millwork for replacement of deteriorated wood balustrade, top deck.
- 1961 Purchase order EDLA 29-148, replacement and repair of roofing, topmost point of house.
- 1962 Purchase order EDLA 29-150, millwork for replacement of deteriorated wood balustrade, west side of third story.
- 1962 Purchase order EDLA 29-151, plumbing in Rooms 120 and 308.
- 1962 Contract 14-10-0529-2058, "Repairs to Chimneys."
- 1963 Contract 14-10-0529-2064, "Roofing, Sheet Metal, and Painting: Glenmont." Also, "Narrative [Completion] Report."
- 1963 Purchase orders EDIS 29-22 and EDIS 29-43, renovation of bathroom (Room 208).
- 1963 Purchase order EDIS 29-24, plumbing improvements.
- 1963 Purchase order EDIS 29-105, plumbing work.
- 1965 Contract 14-10-0529-2068, "Millwork for Conservatory" (Room 101).
- 1965 Contract 14-10-0529-2072, "Rehabilitation of Main House Roof."
- 1966 Contract 14-10-0529-2069, Roofing and Sheet Metal Work, Conservatory."
- 1967 Contract 14-10-981-39, "Glenmont Boiler Replacement."
- 1968 Contract 14-10-7-981-93, "Electrical and Heating Systems."
- 1970 Contract 14-10-5-337-4, "Repointing and Repair of Masonry Work and Foundations."
- 1973 Contract CX-4670-3-0001, "Painting, Glazing, and Caulking: Glenmont."
- 1976 Purchase order PX-1840-6-0131, "Heating Repairs and Alterations."
- 1978 Contract CX 1600-8-9002, "Edison NHS Fire Protection, Intrusion and Electrical."
- 1978 Contract CX 1840-9-0002, "Exterior Painting Glenmont Mansion."
- 1984 Contract CX 1600-4-0055, "Stabilize Interior of Glenmont."

-----, Tours:

Coakley, Mrs. Thelma A. "Glenmont." Transcript of tape-recorded tour. NPS: Edison NHS, 1969.

Sloane, Madeleine Edison. "'Glenmont': Transcript of Taped Tour of Edison Home." NPS: Edison NHS, 1973. (Typewritten).

Guter, Robert P. "National Register of Historic Places Inventory--Nomination Form: Llewellyn Park Historic District." Nomination dated July 16, 1984; listed in the National Register Feb. 28, 1986.

Inventories and Appraisals:

- 1886 Inventory, Constable and Co. to Thomas A. Edison, Essex County Registry of Deeds, Book D Miscellaneous, pp. 95-106.
- 1891 Insull to Mina M. Edison, Essex County Registry of Deeds, Book D Miscellaneous, pp. 406-08.
- Feb. 28, 1921 The International Appraising Co. "Inventory and appraisal of the furnishings, art objects miscellaneous effects, and the residence building at 'Glenmont.'"
- May 24, 1924 The Atlantic Appraisals Company, Inc. "Construction Appraisal of 'Glenmont'--the residence of Thomas A. Edison, Esq., located in Lleywelyn [sic] Park, West Orange, New Jersey," being an appraisal of the "Residence Appraisal."
- Nov. 6, 1930 The Atlantic Appraisals Company, Inc. "'Glenmont' Estate of Thomas A. Edison, Llewellyn Park, West Orange, N.J.," being an appraisal of the "Household Furnishings, Art Objects, and Miscellaneous Effects."
- Jan. 16, 1931 The Atlantic Appraisals Company, Inc. "'Glenmont' Estate of Thomas A. Edison, Llewellyn Park, West Orange, N.J.," being an appraisal of the "Residence Construction."
- Nov. 15, 1937 Cornelius C.M. Michaelson, "Affidavit of Appraisal" for the contents of Glenmont, being an appraisal of the furnishings.
- Nov. 5, 1947 Michaelson, *Affidavit*.

Keast & Hood Co., Structural Engineers. Letter dated Feb. 7, 1975, to the National Park Service regarding "Structural Investigation--Glenmont."

Legal Files, Miscellaneous, of the Edison Laboratory, 1919 and 1920. (Vault 12-2, Edison NHS.)

Miller, John V. (Vault 12, Edison NHS):

"Miscellaneous Note Book No. 20 (15-07-20), July 29, 1915 - Aug. 20, 1915, and Aug. 30, 1915 - Nov. 10, 1915."

"Miscellaneous Note Book No. 1 (21-1-10), Jan. 10, 1921 - July 1, 1921."

"Miscellaneous Note Book No. 2 (21-07-01), Edison Laboratory, July 1, 1921 - May 23, 1922."

"Miscellaneous Note Book No. 3 (22-05-23), Edison Laboratory, May 23, 1922 - Sept. 20, 1922."

"Miscellaneous Note Book No. 4 (22-09-21), Edison Lab W. Orng. N.J., Sept. 21, 1922 - Nov. 29, 1922."

"Miscellaneous Note Book No. 5 (22-11-29), Edison Laboratory, W. Orange N.J., Nov. 29, 1922 - Jan. 12, 1923."

"Records and Data of the Edison Underground Electric Lighting System." Edison Laboratory notebook no. N-88-06-30, 1888. Edison NHS Archives.