

Values for U.S. Savings Bonds

If Cashed June 2009 through November 2009

How to find what your bond is worth and the interest it has earned

Finding the value for a \$50 bond or note

- 1) Find the date your bond was issued under one of the *A bond issued in...* columns.
- 2) Read across the row to see what your bond is worth in each month from June 2009 through November 2009.

Finding the value for other denominations

- 1) Find the date your bond was issued under one of the *A bond issued in...* columns.
- 2) Read across the row to see what a \$50 bond or note is worth in each month from June 2009 through November 2009.
- 3) Multiply these values by the multiplier for your bond. Use the Multiplier Chart to find your bond's multiplier:

Finding interest earned for a \$50 bond or note

- 1) Find what your bond is worth. (See *"How to find what your bond is worth"* above).
- 2) Subtract your bond's issue price. Use the Issue Price chart to find your bond's issue price.

Finding interest earned for other denominations

- 1) Find the interest earned for a \$50 bond or note that was issued on the same date as your bond.
- 2) Multiply this amount by the multiplier for your bond. Use the Multiplier Chart to find your bond's multiplier.

Multiplier Chart


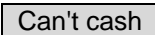
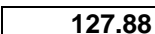
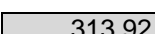
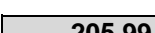
If your bond denomination is...	Multiply the values in the chart by...
\$10	0.2
\$25	0.5
\$75	1.5
\$100	2
\$200	4
\$500	10
\$1,000	20
\$5,000	100
\$10,000	200

Issue Price

If your bond's series is...	Its issue price is...
I	\$50.00
EE	\$25.00
E	\$37.50
Savings Note	\$40.50

How to find other information "at a glance"

Here's how we use shading and bold type to show you additional information about your bonds

-  A shaded, empty block tells you we did not issue any bonds in that month.
-  "Can't cash" tells you that a bond is less than one year old; you can't cash a bond in its first year.
-  Bold type shows you the month(s) that a bond goes up in value.
-  A shaded block with a value tells you that a bond recently stopped earning interest.
-  A shaded block with a bold value shows you the month that a bond earns interest for the last time.

Values for \$50 Series I Savings Bonds

A \$50 Series I bond issued in...		Is worth this amount if you cash it in...					
		Jun 2009	Jul 2009	Aug 2009	Sep 2009	Oct 2009	Nov 2009
2009	December						
	November						Can't cash
	October					Can't cash	Can't cash
	September				Can't cash	Can't cash	Can't cash
	August			Can't cash	Can't cash	Can't cash	Can't cash
	July		Can't cash	Can't cash	Can't cash	Can't cash	Can't cash
	June	Can't cash	Can't cash	Can't cash	Can't cash	Can't cash	Can't cash
	May	Can't cash	Can't cash	Can't cash	Can't cash	Can't cash	Can't cash
	April	Can't cash	Can't cash	Can't cash	Can't cash	Can't cash	Can't cash
	March	Can't cash	Can't cash	Can't cash	Can't cash	Can't cash	Can't cash
	February	Can't cash	Can't cash	Can't cash	Can't cash	Can't cash	Can't cash
	January	Can't cash	Can't cash	Can't cash	Can't cash	Can't cash	Can't cash
2008	December	Can't cash	Can't cash	Can't cash	Can't cash	Can't cash	Can't cash
	November	Can't cash	Can't cash	Can't cash	Can't cash	Can't cash	51.42
	October	Can't cash	Can't cash	Can't cash	Can't cash	51.84	52.06
	September	Can't cash	Can't cash	Can't cash	51.84	52.06	52.26
	August	Can't cash	Can't cash	51.84	52.06	52.26	52.48
	July	Can't cash	51.84	52.06	52.26	52.48	52.48
	June	51.84	52.06	52.26	52.48	52.48	52.48
	May	52.06	52.26	52.48	52.48	52.48	52.48
	April	52.36	52.64	52.90	53.18	53.44	53.72
	March	52.64	52.90	53.18	53.44	53.72	53.98
	February	52.90	53.18	53.44	53.72	53.98	54.26
	January	53.18	53.44	53.72	53.98	54.26	54.26
2007	December	53.44	53.72	53.98	54.26	54.26	54.26
	November	53.72	53.98	54.26	54.26	54.26	54.26
	October	53.40	53.66	53.94	54.22	54.50	54.78
	September	53.66	53.94	54.22	54.50	54.78	55.06
	August	53.94	54.22	54.50	54.78	55.06	55.34
	July	54.22	54.50	54.78	55.06	55.34	55.34
	June	54.50	54.78	55.06	55.34	55.34	55.34
	May	54.78	55.06	55.34	55.34	55.34	55.34
	April	54.66	54.96	55.24	55.54	55.82	56.12
	March	54.96	55.24	55.54	55.82	56.12	56.42
	February	55.24	55.54	55.82	56.12	56.42	56.70
	January	55.54	55.82	56.12	56.42	56.70	56.70

A \$50 Series I bond issued in...		Is worth this amount if you cash it in...					
		Jun 2009	Jul 2009	Aug 2009	Sep 2009	Oct 2009	Nov 2009
2006	December	55.82	56.12	56.42	56.70	56.70	56.70
	November	56.12	56.42	56.70	56.70	56.70	56.70
	October	55.32	55.62	55.92	56.20	56.50	56.80
	September	55.62	55.92	56.20	56.50	56.80	57.08
	August	55.92	56.20	56.50	56.80	57.08	57.38
	July	56.20	56.50	56.80	57.08	57.38	57.38
	June	56.50	56.80	57.08	57.38	57.38	57.38
	May	56.80	57.08	57.38	57.38	57.38	57.38
	April	56.64	56.92	57.20	57.48	57.76	58.04
	March	56.92	57.20	57.48	57.76	58.04	58.32
	February	57.20	57.48	57.76	58.04	58.32	58.62
	January	57.48	57.76	58.04	58.32	58.62	58.62
2005	December	57.76	58.04	58.32	58.62	58.62	58.62
	November	58.04	58.32	58.62	58.62	58.62	58.62
	October	58.36	58.64	58.94	59.24	59.54	59.84
	September	58.64	58.94	59.24	59.54	59.84	60.14
	August	58.94	59.24	59.54	59.84	60.14	60.44
	July	59.24	59.54	59.84	60.14	60.44	60.44
	June	59.54	59.84	60.14	60.44	60.44	60.44
	May	59.84	60.14	60.44	60.44	60.44	60.44
	April	59.04	59.32	59.62	59.90	60.20	60.48
	March	59.32	59.62	59.90	60.20	60.48	60.78
	February	59.62	59.90	60.20	60.48	60.78	61.08
	January	59.90	60.20	60.48	60.78	61.08	61.08
2004	December	60.20	60.48	60.78	61.08	61.08	61.08
	November	60.48	60.78	61.08	61.08	61.08	61.08
	October	60.02	60.32	60.62	60.92	62.12	62.12
	September	60.32	60.62	60.92	62.12	62.12	62.12
	August	60.62	60.92	62.12	62.12	62.12	62.12
	July	60.92	62.12	62.12	62.12	62.12	62.12
	June	62.12	62.12	62.12	62.12	62.12	62.12
	May	62.12	62.12	62.12	62.12	62.12	62.12
	April	61.84	62.14	62.44	62.76	63.08	63.08
	March	62.14	62.44	62.76	63.08	63.08	63.08
	February	62.44	62.76	63.08	63.08	63.08	63.08
	January	62.76	63.08	63.08	63.08	63.08	63.08

Values for \$50 Series I Savings Bonds

A \$50 Series I bond issued in...		Is worth this amount if you cash it in...					
		Jun 2009	Jul 2009	Aug 2009	Sep 2009	Oct 2009	Nov 2009
2 0 0 3	December	63.08	63.08	63.08	63.08	63.08	63.08
	November	63.08	63.08	63.08	63.08	63.08	63.08
	October	63.30	63.62	63.94	64.26	64.58	64.58
	September	63.62	63.94	64.26	64.58	64.58	64.58
	August	63.94	64.26	64.58	64.58	64.58	64.58
	July	64.26	64.58	64.58	64.58	64.58	64.58
	June	64.58	64.58	64.58	64.58	64.58	64.58
	May	64.58	64.58	64.58	64.58	64.58	64.58
	April	66.42	66.76	67.12	67.50	67.86	67.86
	March	66.76	67.12	67.50	67.86	67.86	67.86
2 0 2	February	67.12	67.50	67.86	67.86	67.86	67.86
	January	67.50	67.86	67.86	67.86	67.86	67.86
	December	67.86	67.86	67.86	67.86	67.86	67.86
	November	67.86	67.86	67.86	67.86	67.86	67.86
	October	68.92	69.32	69.72	70.12	70.52	70.52
	September	69.32	69.72	70.12	70.52	70.52	70.52
	August	69.72	70.12	70.52	70.52	70.52	70.52
	July	70.12	70.52	70.52	70.52	70.52	70.52
	June	70.52	70.52	70.52	70.52	70.52	70.52
	May	70.52	70.52	70.52	70.52	70.52	70.52
2 0 1	April	70.44	70.84	71.24	71.66	72.06	72.06
	March	70.84	71.24	71.66	72.06	72.06	72.06
	February	71.24	71.66	72.06	72.06	72.06	72.06
	January	71.66	72.06	72.06	72.06	72.06	72.06
	December	72.06	72.06	72.06	72.06	72.06	72.06
	November	72.06	72.06	72.06	72.06	72.06	72.06
	October	77.88	78.38	78.90	79.42	79.94	79.94
	September	78.38	78.90	79.42	79.94	79.94	79.94
	August	78.90	79.42	79.94	79.94	79.94	79.94
	July	79.42	79.94	79.94	79.94	79.94	79.94
2 0 0 1	June	79.94	79.94	79.94	79.94	79.94	79.94
	May	79.94	79.94	79.94	79.94	79.94	79.94
	April	82.84	83.42	84.00	84.58	85.16	85.16
	March	83.42	84.00	84.58	85.16	85.16	85.16
	February	84.00	84.58	85.16	85.16	85.16	85.16
	January	84.58	85.16	85.16	85.16	85.16	85.16

A \$50 Series I bond issued in...		Is worth this amount if you cash it in...					
		Jun 2009	Jul 2009	Aug 2009	Sep 2009	Oct 2009	Nov 2009
2 0 0 0	December	85.16	85.16	85.16	85.16	85.16	85.16
	November	85.16	85.16	85.16	85.16	85.16	85.16
	October	87.36	87.98	88.60	89.22	89.84	89.84
	September	87.98	88.60	89.22	89.84	89.84	89.84
	August	88.60	89.22	89.84	89.84	89.84	89.84
	July	89.22	89.84	89.84	89.84	89.84	89.84
	June	89.84	89.84	89.84	89.84	89.84	89.84
	May	89.84	89.84	89.84	89.84	89.84	89.84
	April	88.88	89.48	90.10	90.72	91.34	91.34
	March	89.48	90.10	90.72	91.34	91.34	91.34
1 9 9 9	February	90.10	90.72	91.34	91.34	91.34	91.34
	January	90.72	91.34	91.34	91.34	91.34	91.34
	December	91.34	91.34	91.34	91.34	91.34	91.34
	November	91.34	91.34	91.34	91.34	91.34	91.34
	October	90.32	90.94	91.54	92.18	92.80	92.80
	September	90.94	91.54	92.18	92.80	92.80	92.80
	August	91.54	92.18	92.80	92.80	92.80	92.80
	July	92.18	92.80	92.80	92.80	92.80	92.80
	June	92.80	92.80	92.80	92.80	92.80	92.80
	May	92.80	92.80	92.80	92.80	92.80	92.80
1 9 8	April	92.62	93.26	93.90	94.52	95.18	95.18
	March	93.26	93.90	94.52	95.18	95.18	95.18
	February	93.90	94.52	95.18	95.18	95.18	95.18
	January	94.52	95.18	95.18	95.18	95.18	95.18
	December	95.18	95.18	95.18	95.18	95.18	95.18
	November	95.18	95.18	95.18	95.18	95.18	95.18
	October	95.60	96.26	96.92	97.58	98.26	98.26
	September	96.26	96.92	97.58	98.26	98.26	98.26
	August						
	July						
June							
May							
April							
March							
February							
January							

Values for \$50 Series EE Savings Bonds

A \$50 Series EE bond issued in...		Is worth this amount if you cash it in...					
		Jun 2009	Jul 2009	Aug 2009	Sep 2009	Oct 2009	Nov 2009
2009	December						
	November						Can't cash
	October					Can't cash	Can't cash
	September				Can't cash	Can't cash	Can't cash
	August			Can't cash	Can't cash	Can't cash	Can't cash
	July		Can't cash	Can't cash	Can't cash	Can't cash	Can't cash
	June	Can't cash	Can't cash	Can't cash	Can't cash	Can't cash	Can't cash
	May	Can't cash	Can't cash	Can't cash	Can't cash	Can't cash	Can't cash
	April	Can't cash	Can't cash	Can't cash	Can't cash	Can't cash	Can't cash
	March	Can't cash	Can't cash	Can't cash	Can't cash	Can't cash	Can't cash
	February	Can't cash	Can't cash	Can't cash	Can't cash	Can't cash	Can't cash
	January	Can't cash	Can't cash	Can't cash	Can't cash	Can't cash	Can't cash
2008	December	Can't cash	Can't cash	Can't cash	Can't cash	Can't cash	Can't cash
	November	Can't cash	Can't cash	Can't cash	Can't cash	Can't cash	25.24
	October	Can't cash	Can't cash	Can't cash	Can't cash	25.26	25.30
	September	Can't cash	Can't cash	Can't cash	25.26	25.30	25.32
	August	Can't cash	Can't cash	25.26	25.30	25.32	25.36
	July	Can't cash	25.26	25.30	25.32	25.36	25.38
	June	25.26	25.30	25.32	25.36	25.38	25.42
	May	25.30	25.32	25.36	25.38	25.42	25.44
	April	25.70	25.76	25.82	25.88	25.96	26.02
	March	25.76	25.82	25.88	25.96	26.02	26.08
	February	25.82	25.88	25.96	26.02	26.08	26.14
	January	25.88	25.96	26.02	26.08	26.14	26.20
2007	December	25.96	26.02	26.08	26.14	26.20	26.28
	November	26.02	26.08	26.14	26.20	26.28	26.34
	October	26.22	26.30	26.38	26.44	26.52	26.60
	September	26.30	26.38	26.44	26.52	26.60	26.68
	August	26.38	26.44	26.52	26.60	26.68	26.74
	July	26.44	26.52	26.60	26.68	26.74	26.82
	June	26.52	26.60	26.68	26.74	26.82	26.90
	May	26.60	26.68	26.74	26.82	26.90	26.96
	April	26.78	26.86	26.94	27.02	27.10	27.18
	March	26.86	26.94	27.02	27.10	27.18	27.26
	February	26.94	27.02	27.10	27.18	27.26	27.34
	January	27.02	27.10	27.18	27.26	27.34	27.42

A \$50 Series EE bond issued in...		Is worth this amount if you cash it in...					
		Jun 2009	Jul 2009	Aug 2009	Sep 2009	Oct 2009	Nov 2009
2006	December	27.10	27.18	27.26	27.34	27.42	27.50
	November	27.18	27.26	27.34	27.42	27.50	27.58
	October	27.32	27.40	27.48	27.56	27.66	27.74
	September	27.40	27.48	27.56	27.66	27.74	27.82
	August	27.48	27.56	27.66	27.74	27.82	27.90
	July	27.56	27.66	27.74	27.82	27.90	27.98
	June	27.66	27.74	27.82	27.90	27.98	28.08
	May	27.74	27.82	27.90	27.98	28.08	28.16
	April	27.42	27.50	27.58	27.64	27.72	27.80
	March	27.50	27.58	27.64	27.72	27.80	27.86
	February	27.58	27.64	27.72	27.80	27.86	27.94
	January	27.64	27.72	27.80	27.86	27.94	28.02
2005	December	27.72	27.80	27.86	27.94	28.02	28.08
	November	27.80	27.86	27.94	28.02	28.08	28.16
	October	28.14	28.22	28.30	28.38	28.46	28.54
	September	28.22	28.30	28.38	28.46	28.54	28.64
	August	28.30	28.38	28.46	28.54	28.64	28.72
	July	28.38	28.46	28.54	28.64	28.72	28.80
	June	28.46	28.54	28.64	28.72	28.80	28.88
	May	28.54	28.64	28.72	28.80	28.88	28.98
	April	28.88	28.96	29.02	29.10	29.16	29.22
	March	28.96	29.02	29.10	29.16	29.22	29.30
	February	29.02	29.10	29.16	29.22	29.30	29.36
	January	29.10	29.16	29.22	29.30	29.36	29.40
2004	December	29.16	29.22	29.30	29.36	29.40	29.44
	November	29.22	29.30	29.36	29.40	29.44	29.60
	October	29.34	29.40	29.46	29.54	29.82	29.86
	September	29.40	29.46	29.54	29.82	29.86	29.90
	August	29.46	29.54	29.82	29.86	29.90	29.94
	July	29.54	29.82	29.86	29.90	29.94	29.98
	June	29.82	29.86	29.90	29.94	29.98	30.02
	May	29.86	29.90	29.94	29.98	30.02	30.06
	April	29.90	29.96	30.04	30.10	30.18	30.22
	March	29.96	30.04	30.10	30.18	30.22	30.26
	February	30.04	30.10	30.18	30.22	30.26	30.30
	January	30.10	30.18	30.22	30.26	30.30	30.34

Values for \$50 Series EE Savings Bonds

A \$50 Series EE bond issued in...		Is worth this amount if you cash it in...					
		Jun 2009	Jul 2009	Aug 2009	Sep 2009	Oct 2009	Nov 2009
2003	December	30.18	30.22	30.26	30.30	30.34	30.38
	November	30.22	30.26	30.30	30.34	30.38	30.42
	October	30.32	30.40	30.46	30.54	30.60	30.64
	September	30.40	30.46	30.54	30.60	30.64	30.68
	August	30.46	30.54	30.60	30.64	30.68	30.72
	July	30.54	30.60	30.64	30.68	30.72	30.76
	June	30.60	30.64	30.68	30.72	30.76	30.80
	May	30.64	30.68	30.72	30.76	30.80	30.86
	April	30.80	30.88	30.94	31.02	31.08	31.12
	March	30.88	30.94	31.02	31.08	31.12	31.16
	February	30.94	31.02	31.08	31.12	31.16	31.20
	January	31.02	31.08	31.12	31.16	31.20	31.24
2002	December	31.08	31.12	31.16	31.20	31.24	31.30
	November	31.12	31.16	31.20	31.24	31.30	31.34
	October	31.40	31.48	31.56	31.62	31.70	31.74
	September	31.48	31.56	31.62	31.70	31.74	31.78
	August	31.56	31.62	31.70	31.74	31.78	31.82
	July	31.62	31.70	31.74	31.78	31.82	31.88
	June	31.70	31.74	31.78	31.82	31.88	31.92
	May	31.74	31.78	31.82	31.88	31.92	31.96
	April	32.02	32.10	32.18	32.26	32.32	32.36
	March	32.10	32.18	32.26	32.32	32.36	32.40
	February	32.18	32.26	32.32	32.36	32.40	32.46
	January	32.26	32.32	32.36	32.40	32.46	32.50
2001	December	32.32	32.36	32.40	32.46	32.50	32.54
	November	32.36	32.40	32.46	32.50	32.54	32.58
	October	32.76	32.82	32.90	32.98	33.06	33.10
	September	32.82	32.90	32.98	33.06	33.10	33.16
	August	32.90	32.98	33.06	33.10	33.16	33.20
	July	32.98	33.06	33.10	33.16	33.20	33.24
	June	33.06	33.10	33.16	33.20	33.24	33.28
	May	33.10	33.16	33.20	33.24	33.28	33.34
	April	33.66	33.74	33.82	33.90	33.96	34.00
	March	33.74	33.82	33.90	33.96	34.00	34.06
	February	33.82	33.90	33.96	34.00	34.06	34.10
	January	33.90	33.96	34.00	34.06	34.10	34.14

A \$50 Series EE bond issued in...		Is worth this amount if you cash it in...					
		Jun 2009	Jul 2009	Aug 2009	Sep 2009	Oct 2009	Nov 2009
2000	December	33.96	34.00	34.06	34.10	34.14	34.20
	November	34.00	34.06	34.10	34.14	34.20	34.24
	October	34.66	34.74	34.82	34.90	34.98	35.02
	September	34.74	34.82	34.90	34.98	35.02	35.08
	August	34.82	34.90	34.98	35.02	35.08	35.12
	July	34.90	34.98	35.02	35.08	35.12	35.18
	June	34.98	35.02	35.08	35.12	35.18	35.22
	May	35.02	35.08	35.12	35.18	35.22	35.26
	April	35.52	35.60	35.68	35.78	35.86	35.90
	March	35.60	35.68	35.78	35.86	35.90	35.96
	February	35.68	35.78	35.86	35.90	35.96	36.00
	January	35.78	35.86	35.90	35.96	36.00	36.06
1999	December	35.86	35.90	35.96	36.00	36.06	36.10
	November	35.90	35.96	36.00	36.06	36.10	36.16
	October	36.32	36.42	36.50	36.58	36.66	36.70
	September	36.42	36.50	36.58	36.66	36.70	36.76
	August	36.50	36.58	36.66	36.70	36.76	36.80
	July	36.58	36.66	36.70	36.76	36.80	36.86
	June	36.66	36.70	36.76	36.80	36.86	36.92
	May	36.70	36.76	36.80	36.86	36.92	36.96
	April	37.12	37.20	37.28	37.38	37.46	37.52
	March	37.20	37.28	37.38	37.46	37.52	37.56
	February	37.28	37.38	37.46	37.52	37.56	37.62
	January	37.38	37.46	37.52	37.56	37.62	37.66
1998	December	37.46	37.52	37.56	37.62	37.66	37.72
	November	37.52	37.56	37.62	37.66	37.72	37.76
	October	38.10	38.18	38.28	38.36	38.46	38.52
	September	38.18	38.28	38.36	38.46	38.52	38.56
	August	38.28	38.36	38.46	38.52	38.56	38.62
	July	38.36	38.46	38.52	38.56	38.62	38.66
	June	38.46	38.52	38.56	38.62	38.66	38.72
	May	38.52	38.56	38.62	38.66	38.72	38.78
	April	39.12	39.22	39.30	39.40	39.48	39.54
	March	39.22	39.30	39.40	39.48	39.54	39.58
	February	39.30	39.40	39.48	39.54	39.58	39.64
	January	39.40	39.48	39.54	39.58	39.64	39.70

Values for \$50 Series EE Savings Bonds

A \$50 Series EE bond issued in...		Is worth this amount if you cash it in...					
		Jun 2009	Jul 2009	Aug 2009	Sep 2009	Oct 2009	Nov 2009
1 9 9 7	December	39.48	39.54	39.58	39.64	39.70	39.74
	November	39.54	39.58	39.64	39.70	39.74	39.80
	October	40.26	40.36	40.46	40.54	40.64	40.70
	September	40.36	40.46	40.54	40.64	40.70	40.76
	August	40.46	40.54	40.64	40.70	40.76	40.80
	July	40.54	40.64	40.70	40.76	40.80	40.86
	June	40.64	40.70	40.76	40.80	40.86	40.92
	May	40.70	40.76	40.80	40.86	40.92	40.98
	April	39.32	39.32	39.32	39.32	39.84	39.84
	March	39.32	39.32	39.32	39.84	39.84	39.84
1 9 9 6	December	39.84	39.84	39.84	39.84	39.84	39.84
	November	39.84	39.84	39.84	39.84	39.84	40.14
	October	40.22	40.22	40.22	40.22	40.76	40.76
	September	40.22	40.22	40.22	40.76	40.76	40.76
	August	40.22	40.22	40.76	40.76	40.76	40.76
	July	40.22	40.76	40.76	40.76	40.76	40.76
	June	40.76	40.76	40.76	40.76	40.76	40.76
	May	40.76	40.76	40.76	40.76	40.76	41.08
	April	41.14	41.14	41.14	41.14	41.68	41.68
	March	41.14	41.14	41.14	41.68	41.68	41.68
1 9 9 5	December	41.68	41.68	41.68	41.68	41.68	41.68
	November	41.68	41.68	41.68	41.68	41.68	42.00
	October	42.24	42.24	42.24	42.24	42.80	42.80
	September	42.24	42.24	42.24	42.80	42.80	42.80
	August	42.24	42.24	42.80	42.80	42.80	42.80
	July	42.24	42.80	42.80	42.80	42.80	42.80
	June	42.80	42.80	42.80	42.80	42.80	42.80
	May	42.80	42.80	42.80	42.80	42.80	43.14
	April	44.80	44.80	44.80	44.80	45.36	45.36
	March	44.80	44.80	44.80	45.36	45.36	45.36

A \$50 Series EE bond issued in...		Is worth this amount if you cash it in...					
		Jun 2009	Jul 2009	Aug 2009	Sep 2009	Oct 2009	Nov 2009
1 9 9 4	December	45.36	45.36	45.36	45.36	45.36	45.36
	November	45.36	45.36	45.36	45.36	45.36	45.76
	October	45.88	45.88	45.88	45.88	46.44	46.44
	September	45.88	45.88	45.88	46.44	46.44	46.44
	August	45.88	45.88	46.44	46.44	46.44	46.44
	July	45.88	46.44	46.44	46.44	46.44	46.44
	June	46.44	46.44	46.44	46.44	46.44	46.44
	May	46.44	46.44	46.44	46.44	46.44	46.84
	April	46.86	46.86	46.86	46.86	47.48	47.48
	March	46.86	46.86	46.86	47.48	47.48	47.48
1 9 9 3	December	47.48	47.48	47.48	47.48	47.48	47.48
	November	47.48	47.48	47.48	47.48	47.48	47.80
	October	47.92	47.92	47.92	47.92	48.54	48.54
	September	47.92	47.92	47.92	48.54	48.54	48.54
	August	47.92	47.92	48.54	48.54	48.54	48.54
	July	47.92	48.54	48.54	48.54	48.54	48.54
	June	48.54	48.54	48.54	48.54	48.54	48.54
	May	48.54	48.54	48.54	48.54	48.54	48.92
	April	49.16	49.16	49.16	49.16	49.80	49.80
	March	49.16	49.16	49.16	49.80	49.80	49.80
1 9 9 2	December	60.74	60.74	60.74	60.74	60.74	60.74
	November	60.74	60.74	60.74	60.74	60.74	61.96
	October	60.74	60.74	60.74	60.74	61.96	61.96
	September	60.74	60.74	60.74	61.96	61.96	61.96
	August	60.74	60.74	61.96	61.96	61.96	61.96
	July	60.74	61.96	61.96	61.96	61.96	61.96
	June	61.96	61.96	61.96	61.96	61.96	61.96
	May	61.96	61.96	61.96	61.96	61.96	63.20
	April	61.96	61.96	61.96	61.96	63.20	63.20
	March	61.96	61.96	61.96	63.20	63.20	63.20

Values for \$50 Series EE Savings Bonds

A \$50 Series EE bond issued in...		Is worth this amount if you cash it in...					
		Jun 2009	Jul 2009	Aug 2009	Sep 2009	Oct 2009	Nov 2009
1 9 9 1	December	63.20	63.20	63.20	63.20	63.20	63.20
	November	63.20	63.20	63.20	63.20	63.20	64.46
	October	63.20	63.20	63.20	63.20	64.46	64.46
	September	63.20	63.20	63.20	64.46	64.46	64.46
	August	63.20	63.20	64.46	64.46	64.46	64.46
	July	63.20	64.46	64.46	64.46	64.46	64.46
	June	64.46	64.46	64.46	64.46	64.46	64.46
	May	64.46	64.46	64.46	64.46	64.46	65.76
	April	64.46	64.46	64.46	64.46	65.76	65.76
	March	64.46	64.46	64.46	65.76	65.76	65.76
1 9 9 0	February	64.46	64.46	65.76	65.76	65.76	65.76
	January	64.46	65.76	65.76	65.76	65.76	65.76
	December	65.76	65.76	65.76	65.76	65.76	65.76
	November	65.76	65.76	65.76	65.76	65.76	67.06
	October	65.76	65.76	65.76	65.76	67.06	67.06
	September	65.76	65.76	65.76	67.06	67.06	67.06
	August	65.76	65.76	67.06	67.06	67.06	67.06
	July	65.76	67.06	67.06	67.06	67.06	67.06
	June	67.06	67.06	67.06	67.06	67.06	67.06
	May	67.06	67.06	67.06	67.06	67.06	68.40
1 9 8 9	April	67.06	67.06	67.06	67.06	68.40	68.40
	March	67.06	67.06	67.06	68.40	68.40	68.40
	February	67.06	67.06	68.40	68.40	68.40	68.40
	January	67.06	68.40	68.40	68.40	68.40	68.40
	December	68.40	68.40	68.40	68.40	68.40	68.40
	November	68.40	68.40	68.40	68.40	68.40	69.78
	October	68.40	68.40	68.40	68.40	69.78	69.78
	September	68.40	68.40	68.40	69.78	69.78	69.78
	August	68.40	68.40	69.78	69.78	69.78	69.78
	July	68.40	69.78	69.78	69.78	69.78	69.78
1 9 8 9	June	69.78	69.78	69.78	69.78	69.78	69.78
	May	69.78	69.78	69.78	69.78	69.78	71.18
	April	69.78	69.78	69.78	69.78	71.18	71.18
	March	69.78	69.78	69.78	71.18	71.18	71.18
	February	69.78	69.78	71.18	71.18	71.18	71.18
	January	69.78	71.18	71.18	71.18	71.18	71.18

A \$50 Series EE bond issued in...		Is worth this amount if you cash it in...					
		Jun 2009	Jul 2009	Aug 2009	Sep 2009	Oct 2009	Nov 2009
1 9 8 8	December	71.18	71.18	71.18	71.18	71.18	71.18
	November	71.18	71.18	71.18	71.18	71.18	72.60
	October	71.18	71.18	71.18	71.18	72.60	72.60
	September	71.18	71.18	71.18	72.60	72.60	72.60
	August	71.18	71.18	72.60	72.60	72.60	72.60
	July	71.18	72.60	72.60	72.60	72.60	72.60
	June	72.60	72.60	72.60	72.60	72.60	72.60
	May	72.60	72.60	72.60	72.60	72.60	74.04
	April	72.60	72.60	72.60	72.60	74.04	74.04
	March	72.60	72.60	72.60	74.04	74.04	74.04
1 9 8 7	February	72.60	72.60	74.04	74.04	74.04	74.04
	January	72.60	74.04	74.04	74.04	74.04	74.04
	December	74.04	74.04	74.04	74.04	74.04	74.04
	November	74.04	74.04	74.04	74.04	74.04	75.52
	October	74.04	74.04	74.04	74.04	75.52	75.52
	September	74.04	74.04	74.04	75.52	75.52	75.52
	August	74.04	74.04	75.52	75.52	75.52	75.52
	July	74.04	75.52	75.52	75.52	75.52	75.52
	June	75.52	75.52	75.52	75.52	75.52	75.52
	May	75.52	75.52	75.52	75.52	75.52	77.04
1 9 8 6	April	75.52	75.52	75.52	75.52	77.04	77.04
	March	75.52	75.52	75.52	77.04	77.04	77.04
	February	75.52	75.52	77.04	77.04	77.04	77.04
	January	75.52	77.04	77.04	77.04	77.04	77.04
	December	77.04	77.04	77.04	77.04	77.04	77.04
	November	77.04	77.04	77.04	77.04	77.04	78.58
	October	85.68	85.68	85.68	85.68	87.40	87.40
	September	85.68	85.68	85.68	87.40	87.40	87.40
	August	85.68	85.68	87.40	87.40	87.40	87.40
	July	85.68	87.40	87.40	87.40	87.40	87.40
1 9 8 6	June	87.40	87.40	87.40	87.40	87.40	87.40
	May	87.40	87.40	87.40	87.40	87.40	89.14
	April	87.40	87.40	87.40	87.40	89.14	89.14
	March	87.40	87.40	87.40	89.14	89.14	89.14
	February	87.40	87.40	89.14	89.14	89.14	89.14
	January	87.40	89.14	89.14	89.14	89.14	89.14

Values for \$50 Series EE Savings Bonds

A \$50 Series EE bond issued in...		Is worth this amount if you cash it in...					
		Jun 2009	Jul 2009	Aug 2009	Sep 2009	Oct 2009	Nov 2009
1 9 8 5	December	89.14	89.14	89.14	89.14	89.14	89.14
	November	89.14	89.14	89.14	89.14	89.14	90.94
	October	89.14	89.14	89.14	89.14	90.94	90.94
	September	89.14	89.14	89.14	90.94	90.94	90.94
	August	89.14	89.14	90.94	90.94	90.94	90.94
	July	89.14	90.94	90.94	90.94	90.94	90.94
	June	90.94	90.94	90.94	90.94	90.94	90.94
	May	90.94	90.94	90.94	90.94	90.94	92.74
	April	90.94	90.94	90.94	90.94	92.74	92.74
	March	90.94	90.94	90.94	92.74	92.74	92.74
1 9 8 4	February	90.94	90.94	92.74	92.74	92.74	92.74
	January	90.94	92.74	92.74	92.74	92.74	92.74
	December	92.74	92.74	92.74	92.74	92.74	92.74
	November	92.74	92.74	92.74	92.74	92.74	94.60
	October	92.74	92.74	92.74	92.74	94.60	94.60
	September	92.74	92.74	92.74	94.60	94.60	94.60
	August	92.74	92.74	94.60	94.60	94.60	94.60
	July	92.74	94.60	94.60	94.60	94.60	94.60
	June	94.60	94.60	94.60	94.60	94.60	94.60
	May	94.60	94.60	94.60	94.60	94.60	96.50
1 9 8 3	April	95.90	95.90	95.90	95.90	97.30	97.30
	March	95.90	95.90	95.90	97.30	97.30	97.30
	February	95.90	95.90	97.30	97.30	97.30	97.30
	January	95.90	97.30	97.30	97.30	97.30	97.30
	December	97.30	97.30	97.30	97.30	97.30	97.30
	November	97.30	97.30	97.30	97.30	97.30	98.42
	October	99.98	99.98	99.98	99.98	101.44	101.44
	September	99.98	99.98	99.98	101.44	101.44	101.44
	August	99.98	99.98	101.44	101.44	101.44	101.44
	July	99.98	101.44	101.44	101.44	101.44	101.44
1 9 8 0	June	101.44	101.44	101.44	101.44	101.44	101.44
	May	101.44	101.44	101.44	101.44	101.44	102.36
	April	105.64	105.64	105.64	105.64	107.22	107.22
	March	105.64	105.64	105.64	107.22	107.22	107.22
	February	119.64	119.64	122.02	122.02	122.02	122.02
	January	119.64	122.02	122.02	122.02	122.02	122.02

A \$50 Series EE bond issued in...		Is worth this amount if you cash it in...					
		Jun 2009	Jul 2009	Aug 2009	Sep 2009	Oct 2009	Nov 2009
1 9 8 2	December	122.02	122.02	122.02	122.02	122.02	122.02
	November	122.02	122.02	122.02	122.02	122.02	124.46
	October	127.88	127.88	127.88	127.88	130.44	130.44
	September	127.88	127.88	127.88	130.44	130.44	130.44
	August	127.88	127.88	130.44	130.44	130.44	130.44
	July	127.88	130.44	130.44	130.44	130.44	130.44
	June	130.44	130.44	130.44	130.44	130.44	130.44
	May	130.44	130.44	130.44	130.44	130.44	133.04
	April	130.44	130.44	130.44	130.44	133.04	133.04
	March	130.44	130.44	130.44	133.04	133.04	133.04
1 9 8 1	February	130.44	130.44	133.04	133.04	133.04	133.04
	January	130.44	133.04	133.04	133.04	133.04	133.04
	December	133.04	133.04	133.04	133.04	133.04	133.04
	November	133.04	133.04	133.04	133.04	133.04	135.70
	October	133.04	133.04	133.04	133.04	135.70	135.70
	September	133.04	133.04	133.04	135.70	135.70	135.70
	August	133.04	133.04	135.70	135.70	135.70	135.70
	July	133.04	135.70	135.70	135.70	135.70	135.70
	June	135.70	135.70	135.70	135.70	135.70	135.70
	May	135.70	135.70	135.70	135.70	135.70	138.42
1 9 8 0	April	141.74	141.74	141.74	141.74	144.58	144.58
	March	141.74	141.74	141.74	144.58	144.58	144.58
	February	141.74	141.74	144.58	144.58	144.58	144.58
	January	141.74	144.58	144.58	144.58	144.58	144.58
	December	144.58	144.58	144.58	144.58	144.58	144.58
	November	144.58	144.58	144.58	144.58	144.58	147.48
	October	157.74	157.74	157.74	157.74	160.90	160.90
	September	157.74	157.74	157.74	160.90	160.90	160.90
	August	157.74	157.74	160.90	160.90	160.90	160.90
	July	157.74	160.90	160.90	160.90	160.90	160.90
1 9 8 0	June	160.90	160.90	160.90	160.90	160.90	160.90
	May	160.90	160.90	160.90	160.90	160.90	164.12
	April	159.30	159.30	159.30	159.30	162.50	162.50
	March	159.30	159.30	159.30	162.50	162.50	162.50
	February	159.30	159.30	162.50	162.50	162.50	162.50
	January	159.30	162.50	162.50	162.50	162.50	162.50

Values for \$50 Series E Savings Bonds

A \$50 Series E bond issued in...		Is worth this amount if you cash it in...					
		Jun 2009	Jul 2009	Aug 2009	Sep 2009	Oct 2009	Nov 2009
1 9 8 0	December						
	November						
	October						
	September						
	August						
	July						
	June	214.82	214.82	214.82	214.82	214.82	214.82
	May	214.82	214.82	214.82	214.82	214.82	219.10
	April	212.66	212.66	212.66	212.66	216.90	216.90
	March	212.66	212.66	212.66	216.90	216.90	216.90
February	212.66	212.66	216.90	216.90	216.90	216.90	
January	212.66	216.90	216.90	216.90	216.90	216.90	
1 9 7 9	December	216.90	216.90	216.90	216.90	216.90	216.90
	November	216.90	216.90	216.90	216.90	216.90	221.24
	October	214.88	214.88	214.88	214.88	219.18	219.18
	September	214.88	214.88	214.88	219.18	219.18	219.18
	August	214.88	214.88	219.18	219.18	219.18	219.18
	July	214.88	219.18	219.18	219.18	219.18	219.18
	June	219.18	219.18	219.18	219.18	219.18	219.18
	May	218.66	218.66	218.66	218.66	218.66	218.66
	April	216.56	216.56	216.56	216.56	216.56	216.56
	March	216.56	216.56	216.56	216.56	216.56	216.56
	February	216.56	216.56	216.56	216.56	216.56	216.56
	January	216.56	216.56	216.56	216.56	216.56	216.56

Values for Matured Bonds
Values for \$50 Series E Savings Bonds

A \$50 Series E bond issued in...		Is worth	
1	December	216.54	
	November	215.96	
	October	213.94	
	September	213.94	
	9	August	213.94
		July	213.94
	7	June	213.88
		May	213.34
	8	April	217.08
		March	217.08
		February	256.90
		January	256.90
1	December	256.90	
	November	256.18	
	October	279.34	
	September	279.34	
	9	August	279.34
		July	279.34
	7	June	279.40
		May	278.80
	7	April	276.08
		March	276.08
		February	276.08
		January	276.08
1	December	276.08	
	November	275.30	
	October	272.64	
	September	272.64	
	9	August	272.64
		July	272.64
	7	June	272.68
		May	272.08
	6	April	269.52
		March	269.52
		February	269.52
		January	269.52

A \$50 Series E bond issued in...		Is worth	
1	December	269.50	
	November	268.92	
	October	266.30	
	September	266.30	
	9	August	266.30
		July	266.30
	7	June	266.30
		May	265.66
	5	April	263.14
		March	263.14
		February	263.14
		January	263.14
1	December	263.18	
	November	262.52	
	October	260.04	
	September	260.04	
	9	August	260.04
		July	260.04
	7	June	260.04
		May	259.42
	4	April	256.96
		March	256.96
		February	256.96
		January	256.96
1	December	256.96	
	November	263.52	
	October	263.52	
	September	263.52	
	9	August	263.48
		July	262.92
	7	June	260.40
		May	259.78
	3	April	259.78
		March	259.78
		February	259.78
		January	259.12

A \$50 Series E bond issued in...		Is worth	
1	December	256.66	
	November	256.10	
	October	256.10	
	September	256.10	
	9	August	256.10
		July	255.54
	7	June	253.08
		May	252.38
	2	April	252.38
		March	252.38
		February	252.34
		January	251.76
1	December	253.32	
	November	252.72	
	October	252.72	
	September	252.72	
	9	August	252.72
		July	252.12
	7	June	253.90
		May	253.20
	1	April	253.20
		March	253.20
		February	253.20
		January	252.60
1	December	280.02	
	November	279.38	
	October	279.38	
	September	279.38	
	9	August	279.38
		July	278.72
	7	June	276.00
		May	274.72
	0	April	274.72
		March	274.72
		February	274.68
		January	274.00

A \$50 Series E bond issued in...		Is worth	
1	December	271.44	
	November	270.04	
	October	270.04	
	September	270.04	
	9	August	270.02
		July	269.42
	6	June	266.84
		May	277.20
	9	April	274.54
		March	274.54
		February	274.54
		January	274.54
1	December	274.56	
	November	270.88	
	October	268.28	
	September	268.28	
	9	August	268.28
		July	268.28
	6	June	268.32
		May	265.14
	8	April	262.56
		March	262.56
		February	262.56
		January	262.56
1	December	262.56	
	November	259.40	
	October	256.90	
	September	256.90	
	9	August	256.90
		July	256.90
	6	June	256.92
		May	254.12
	7	April	251.72
		March	251.72
		February	251.72
		January	251.72

Values for Matured Bonds
Values for \$50 Series E Savings Bonds

A \$50 Series E bond issued in...		Is worth
1 9 6 6	December	251.70
	November	248.92
	October	246.54
	September	246.54
	August	246.54
	July	246.54
	June	246.56
	May	244.04
	April	243.88
	March	243.88
	February	256.26
	January	256.26
1 9 6 5	December	256.24
	November	368.06
	October	368.06
	September	368.06
	August	366.16
	July	371.94
	June	371.94
	May	431.54
	April	431.54
	March	431.58
	February	429.48
	January	468.22
1 9 6 4	December	468.22
	November	465.22
	October	465.22
	September	465.22
	August	463.04
	July	458.58
	June	458.58
	May	455.54
	April	455.54
	March	455.58
	February	453.42
	January	449.10

A \$50 Series E bond issued in...		Is worth
1 9 6 3	December	449.10
	November	446.34
	October	446.34
	September	446.34
	August	444.22
	July	439.90
	June	439.90
	May	436.58
	April	436.58
	March	436.64
	February	434.62
	January	430.44
1 9 6 2	December	430.44
	November	428.66
	October	428.66
	September	428.64
	August	425.62
	July	421.58
	June	421.58
	May	420.48
	April	420.48
	March	420.54
	February	417.50
	January	413.50
1 9 6 1	December	413.50
	November	412.30
	October	412.30
	September	412.34
	August	407.76
	July	403.90
	June	403.90
	May	402.72
	April	402.72
	March	402.74
	February	398.14
	January	394.36

A \$50 Series E bond issued in...		Is worth
1 9 6 0	December	394.36
	November	393.58
	October	393.58
	September	393.56
	August	389.04
	July	385.38
	June	385.38
	May	384.72
	April	384.72
	March	384.72
	February	380.34
	January	377.00
1 9 5 9	December	377.00
	November	376.20
	October	376.20
	September	376.20
	August	372.02
	July	375.76
	June	375.76
	May	383.06
	April	383.06
	March	383.06
	February	383.06
	January	383.06
1 9 5 8	December	378.68
	November	373.42
	October	373.42
	September	373.42
	August	373.42
	July	373.44
	June	369.06
	May	366.24
	April	366.24
	March	366.24
	February	366.24
	January	366.24

A \$50 Series E bond issued in...		Is worth
1 9 5 7	December	361.94
	November	410.14
	October	410.14
	September	410.14
	August	410.14
	July	410.16
	June	405.44
	May	399.80
	April	399.80
	March	399.80
	February	399.80
	January	399.12
1 9 5 6	December	399.12
	November	396.94
	October	396.96
	September	392.38
	August	388.58
	July	388.58
	June	388.58
	May	387.66
	April	387.66
	March	377.18
	February	373.58
	January	373.58
1 9 5 5	December	373.58
	November	372.58
	October	372.58
	September	367.64
	August	364.10
	July	364.10
	June	364.10
	May	363.14
	April	363.14
	March	358.52
	February	355.06
	January	355.06

Values for Matured Bonds
Values for \$50 Series E Savings Bonds

A \$50 Series E bond issued in...		Is worth
1944	December	355.06
	November	354.34
	October	354.32
	September	349.62
	August	346.24
	July	346.24
	June	346.24
	May	345.38
	April	345.38
	March	341.02
	February	337.72
	January	337.72
1945	December	337.72
	November	336.88
	October	336.86
	September	332.66
	August	331.62
	July	331.62
	June	331.62
	May	330.82
	April	330.82
	March	326.76
	February	356.28
	January	356.28
1946	December	356.28
	November	355.32
	October	355.38
	September	350.92
	August	347.56
	July	347.56
	June	347.56
	May	346.76
	April	341.32
	March	341.32
	February	341.32
	January	341.32

A \$50 Series E bond issued in...		Is worth
1947	December	341.30
	November	336.46
	October	333.20
	September	333.20
	August	333.20
	July	333.20
	June	333.22
	May	328.32
	April	325.20
	March	325.20
	February	325.20
	January	325.20
1948	December	308.52
	November	303.98
	October	301.06
	September	301.06
	August	301.06
	July	301.06
	June	301.06
	May	296.96
	April	294.12
	March	294.12
	February	294.12
	January	294.12
1949	December	294.12
	November	290.46
	October	287.66
	September	287.66
	August	287.66
	July	287.66
	June	287.66
	May	276.04
	April	273.38
	March	273.38
	February	273.38
	January	273.38

A \$50 Series E bond issued in...		Is worth
1950	December	273.38
	November	269.02
	October	266.46
	September	266.46
	August	266.46
	July	266.46
	June	266.46
	May	262.18
	April	262.82
	March	262.82
	February	262.82
	January	262.82
1951	December	262.82
	November	258.68
	October	253.14
	September	253.14
	August	253.14
	July	253.14
	June	253.14
	May	249.14
	April	246.76
	March	246.76
	February	246.76
	January	246.76
1952	December	246.76
	November	242.84
	October	240.50
	September	240.50
	August	240.50
	July	240.50
	June	240.50
	May	236.82
	April	234.56
	March	234.56
	February	234.56
	January	234.56

A \$50 Series E bond issued in...		Is worth
1953	December	234.56
	November	228.86
	October	226.66
	September	226.66
	August	226.66
	July	226.66
	June	226.66
	May	223.08
	April	220.94
	March	220.94
	February	220.94
	January	220.94
1954	December	220.94
	November	217.50
	October	215.40
	September	215.40
	August	215.40
	July	215.40
	June	215.40
	May	212.22
	April	210.18
	March	210.18
	February	210.18
	January	210.18
1955	December	210.18
	November	206.96
	October	204.96
	September	204.96
	August	204.96
	July	204.96
	June	204.96
	May	201.82
	April	199.90
	March	199.90
	February	199.90
	January	199.90

Values for Matured Bonds
Values for \$50 Series E Savings Bonds

A \$50 Series E bond issued in...		Is worth
1	December	199.90
	November	196.80
	October	194.90
	September	194.90
9	August	194.90
	July	194.90
4	June	194.90
	May	192.00
2	April	188.70
	March	188.70
	February	188.70
	January	188.70

A \$50 Series E bond issued in...		Is worth
1	December	188.70
	November	185.72
	October	183.92
	September	183.92
9	August	183.92
	July	183.92
4	June	183.92
	May	181.18
1	April	
	March	
	February	
	January	

Values for \$50 Savings Notes

A \$50 Savings note issued in...		Is worth
1	December	
	November	
	October	277.40
	September	277.40
9	August	277.40
	July	277.40
7	June	277.40
	May	276.08
0	April	273.42
	March	273.42
	February	273.42
	January	273.42

A \$50 Savings note issued in...		Is worth
1	December	273.40
	November	272.14
	October	270.00
	September	270.00
9	August	270.00
	July	270.00
6	June	270.00
	May	268.74
9	April	271.40
	March	271.40
	February	271.40
	January	271.40

A \$50 Savings note issued in...		Is worth
1	December	271.40
	November	269.94
	October	272.36
	September	272.36
9	August	291.36
	July	291.36
6	June	291.36
	May	286.74
8	April	312.58
	March	312.58
	February	312.58
	January	312.58

A \$50 Savings note issued in...		Is worth
1	December	312.56
	November	311.04
	October	308.10
	September	308.10
9	August	308.10
	July	308.10
6	June	308.08
	May	306.66
7	April	
	March	
	February	
	January	