

# Monthly Treasury Statement

of Receipts and Outlays  
of the United States Government

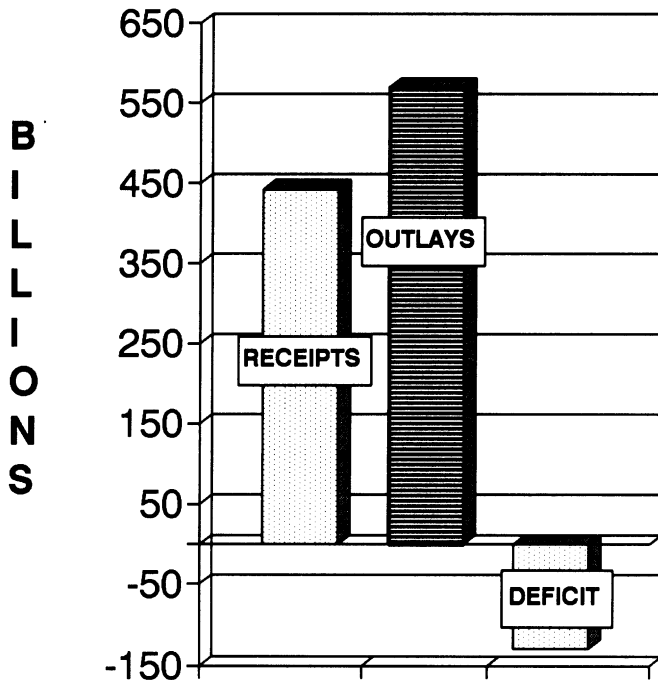
For Fiscal Year 2004 Through **December 31, 2003**, and Other Periods

## Highlight

Military active duty pay, veterans' benefits, supplemental security income payments, and Medicare payments to health maintenance organizations for January 1, 2004 were accelerated to December 31, 2003.

This issue includes the semi-annual interest payment to trust funds investing in government securities.

### RECEIPTS, OUTLAYS, AND SURPLUS/DEFICIT THROUGH DECEMBER 2003



#### Contents

Summary, page 2

Receipts, page 6

Outlays, page 7

Means of financing, page 20

Receipts/outlays by month, page 28

Federal trust funds/securities, page 30

Receipts by source/outlays by  
function, page 30

Explanatory notes, page 31

Compiled and Published by

*Department of the Treasury*  
**Financial Management Service**

# Introduction

The *Monthly Treasury Statement of Receipts and Outlays of the United States Government (MTS)* is prepared by the Financial Management Service, Department of the Treasury, and after approval by the Fiscal Assistant Secretary of the Treasury, is normally released on the 9th workday of the month following the reporting month. The publication is based on data provided by Federal entities, disbursing officers, and Federal Reserve banks.

## Audience

The *MTS* is published to meet the needs of: Those responsible for or interested in the cash position of the Treasury; Those who are responsible for or interested in the Government's budget results; and individuals and businesses whose operations depend upon or are related to the Government's financial operations.

## Disclosure Statement

This statement summarizes the financial activities of the Federal Government and off-budget Federal entities conducted in accordance with the Budget of the U.S. Government, i.e., receipts and outlays of funds, the surplus or deficit, and the means of financing the deficit or disposing of the surplus. Information is presented on a modified cash basis: receipts are accounted for on the basis of collections; refunds of receipts are treated as deductions from gross receipts; revolving and

management fund receipts, reimbursements and refunds of monies previously expended are treated as deductions from gross outlays; and interest on the public debt (public issues) is recognized on the accrual basis. Major information sources include accounting data reported by Federal entities, disbursing officers, and Federal Reserve banks.

## Triad of Publications

The *MTS* is part of a triad of Treasury financial reports. The *Daily Treasury Statement* is published each working day of the Federal Government. It provides data on the cash and debt operations of the Treasury based upon reporting of the Treasury account balances by Federal Reserve banks. The *MTS* is a report of Government receipts and outlays, based on agency reporting. The *Combined Statement of Receipts, Outlays, and Balances of the United States Government* is the official publication of the detailed receipts and outlays of the Government. It is published annually in accordance with legislative mandates given to the Secretary of the Treasury.

## Data Sources and Information

The Explanatory Notes section of this publication provides information concerning the flow of data into the *MTS* and sources of information relevant to the *MTS*.

**Table 1. Summary of Receipts, Outlays, and the Deficit/Surplus of the U.S. Government, Fiscal Years 2003 and 2004, by Month**

[\$ millions]			
Period	Receipts	Outlays	Deficit/Surplus (-)
<b>FY 2003</b>			
October .....	124,543	178,615	54,072
November .....	120,017	178,895	58,877
December .....	182,787	178,047	-4,740
January .....	187,884	177,243	-10,641
February .....	89,477	186,144	96,668
March .....	120,358	179,244	58,886
April .....	231,160	180,100	-51,060
May .....	103,411	192,279	88,868
June .....	193,043	171,820	-21,223
July .....	123,551	177,792	54,241
August .....	114,243	190,859	76,616
September .....	<sup>1</sup> 191,632	<sup>1,2,3</sup> 165,315	-26,316
<b>Year-to-Date .....</b>	<b>1,782,108</b>	<b>2,156,354</b>	<b>374,247</b>
<b>FY 2004</b>			
October .....	135,825	205,370	69,545
November .....	118,207	161,179	42,972
December .....	186,730	202,883	16,153
<b>Year-to-Date .....</b>	<b>440,762</b>	<b>569,431</b>	<b>128,670</b>

<sup>1</sup>Receipts have been decreased and outlays correspondingly decreased by \$8 million to reflect additional reporting in September 2003 by the Library of Congress.

<sup>2</sup>Outlays have been decreased by \$4 million to reflect additional reporting by the Social Security Administration in September 2003.

<sup>3</sup>Outlays have been decreased by \$540 million to reflect additional reporting by the Farm Credit System Financial Assistance Corporation in September 2003.

Note: Details may not add to totals due to rounding.

**Table 2. Summary of Budget and Off-Budget Results and Financing of the U.S. Government, December 2003 and Other Periods**

[\$ millions]

Classification	This Month	Current Fiscal Year to Date	Budget Estimates Full Fiscal Year <sup>1</sup>	Prior Fiscal Year to Date (2003)	Budget Estimates Next Fiscal Year (2005) <sup>1</sup>
Total on-budget and off-budget results:					
Total receipts .....	186,730	440,762	1,797,421	427,348	2,033,469
On-budget receipts .....	146,748	322,824	1,251,169	309,373	1,450,216
Off-budget receipts .....	39,981	117,938	546,252	117,975	583,253
Total outlays .....	202,883	569,431	2,272,442	535,557	2,337,502
On-budget outlays .....	206,467	501,093	1,890,188	470,740	1,939,763
Off-budget outlays .....	-3,584	68,339	382,254	64,816	397,739
Total surplus (+) or deficit (-) .....	-16,153	-128,670	-475,021	-108,209	-304,033
On-budget surplus (+) or deficit (-) .....	-59,719	-178,269	-639,019	-161,367	-489,547
Off-budget surplus (+) or deficit (-) .....	+43,566	+49,600	+163,998	+53,159	+185,514
Total on-budget and off-budget financing .....	16,153	128,670	475,021	108,209	304,033
Means of financing:					
Borrowing from the public .....	10,714	118,597	437,455	96,868	315,584
Reduction of operating cash, increase (-) .....	-11,785	1,778	.....	27,881	.....
By other means .....	17,225	8,295	37,566	-16,540	-11,551

<sup>1</sup>These figures are based on the *FY 2004 Mid-Session Review*, released by the Office of Management and Budget on July 15, 2003.

... No Transactions.  
Note: Details may not add to totals due to rounding.

**Figure 1. Monthly Receipts, Outlays, and Budget Deficit/Surplus of the U.S. Government, Fiscal Years 2003 and 2004**

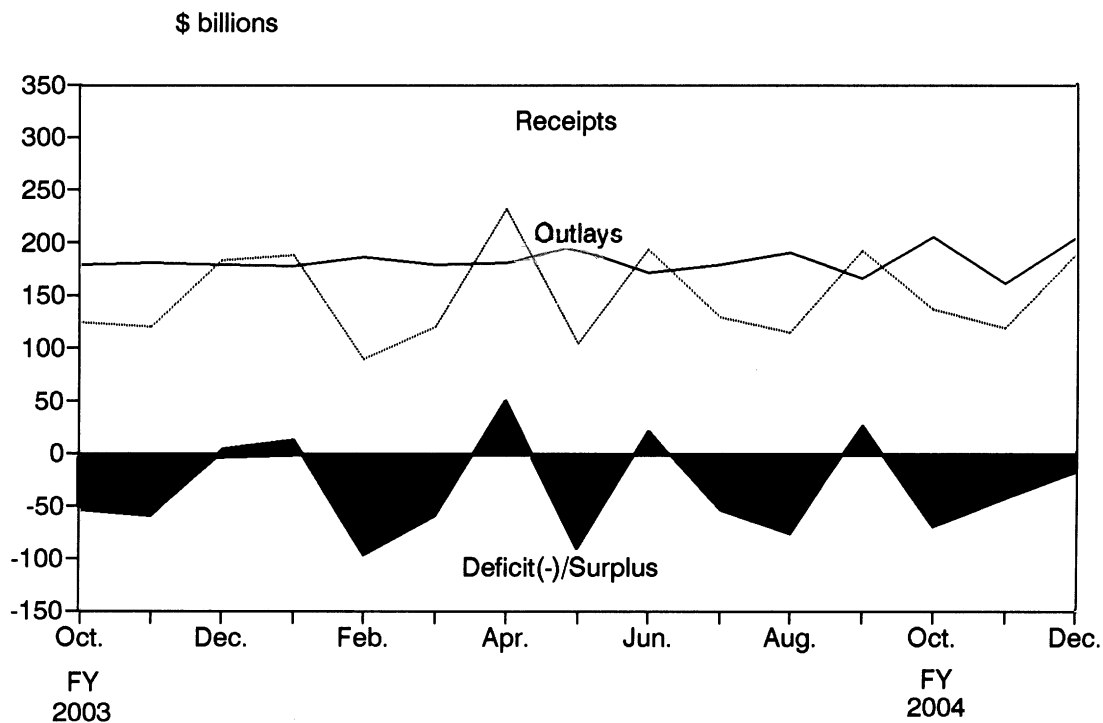


Figure 2. Monthly Receipts of the U.S. Government, by Source, Fiscal Years 2003 and 2004

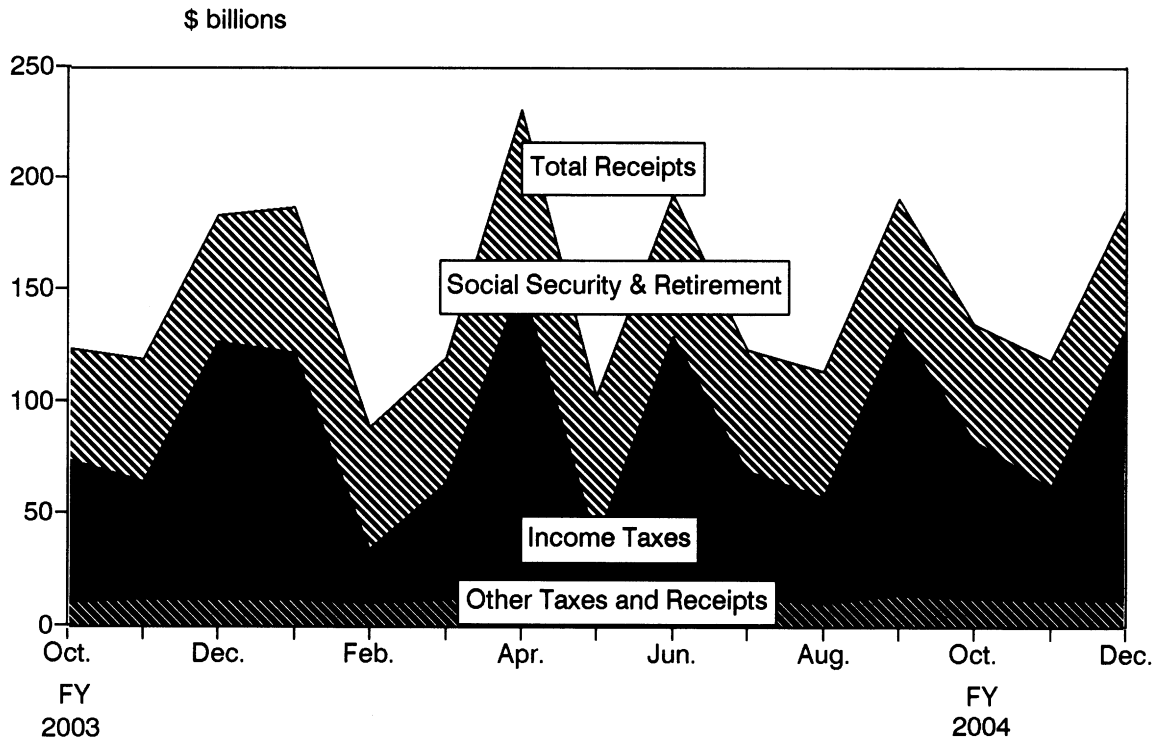
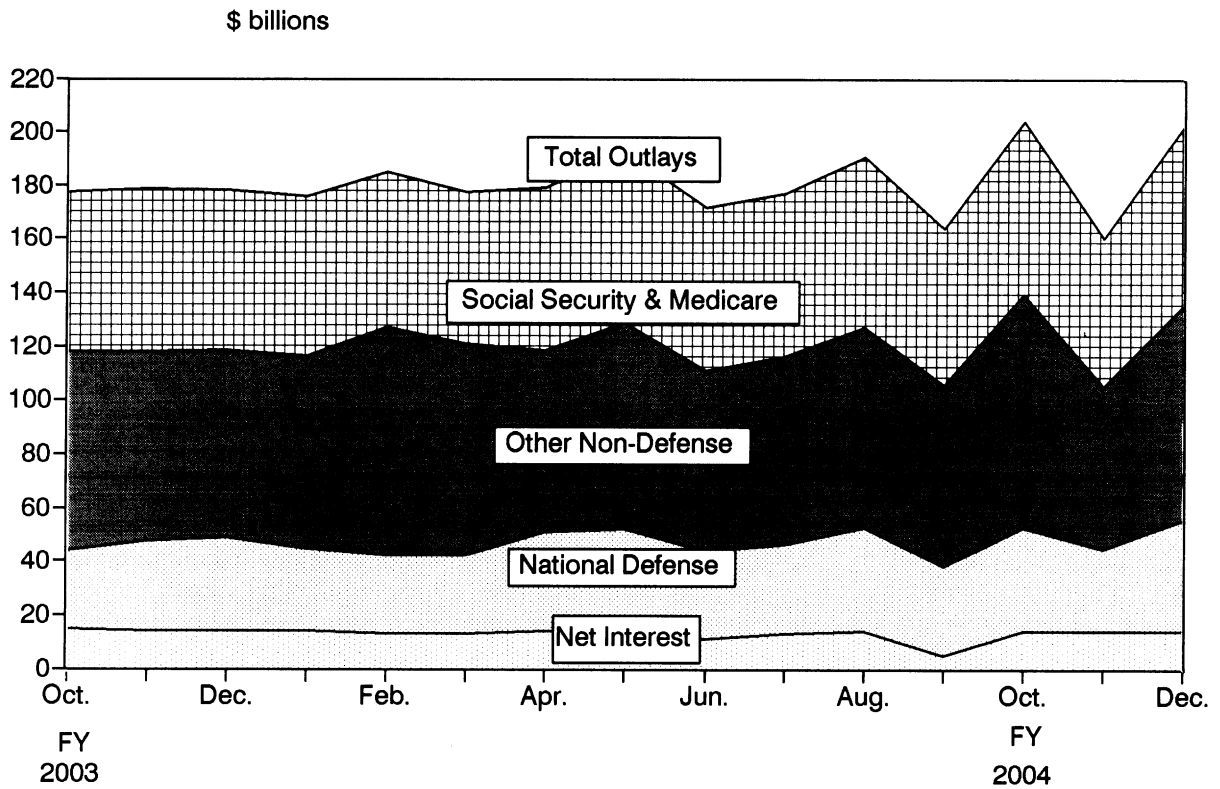


Figure 3. Monthly Outlays of the U.S. Government, by Function, Fiscal Years 2003 and 2004



**Table 3. Summary of Receipts and Outlays of the U.S. Government, December 2003 and Other Periods**

[\$ millions]

Classification	This Month	Current Fiscal Year to Date	Comparable Prior Period Year to Date	Budget Estimates Full Fiscal Year <sup>1</sup>
<b>Budget Receipts</b>				
Individual income taxes .....	81,414	198,702	197,665	786,650
Corporation income taxes .....	39,303	43,173	32,989	144,052
Social insurance and retirement receipts:				
Employment and general retirement (off-budget) .....	39,981	117,938	117,975	546,252
Employment and general retirement (on-budget) .....	12,925	37,978	38,623	159,186
Unemployment insurance .....	359	4,827	4,256	38,689
Other retirement .....	357	1,118	1,156	4,508
Excise taxes .....	5,877	16,354	16,051	70,025
Estate and gift taxes .....	1,818	5,786	5,556	22,001
Customs duties .....	1,597	5,074	4,845	21,952
Miscellaneous receipts .....	3,099	9,811	<sup>2</sup> 8,231	34,106
Adjustment for revenue uncertainty .....	.....	.....	.....	-30,000
<b>Total Receipts .....</b>	<b>186,730</b>	<b>440,762</b>	<b>427,348</b>	<b>1,797,421</b>
<b>(On-budget) .....</b>	<b>146,748</b>	<b>322,824</b>	<b>309,373</b>	<b>1,251,169</b>
<b>(Off-budget) .....</b>	<b>39,981</b>	<b>117,938</b>	<b>117,975</b>	<b>546,252</b>
<b>Budget Outlays</b>				
Legislative Branch .....	331	1,026	<sup>2</sup> 868	4,426
Judicial Branch .....	437	1,299	1,218	5,637
Department of Agriculture .....	8,188	26,817	25,850	77,954
Department of Commerce .....	498	1,396	1,433	5,815
Department of Defense-Military .....	40,716	107,714	93,645	390,334
Department of Education .....	5,134	13,585	11,809	60,613
Department of Energy .....	1,871	5,369	5,297	21,206
Department of Health and Human Services .....	50,878	135,415	128,193	546,131
Department of Homeland Security .....	2,144	6,619	6,242	28,855
Department of Housing and Urban Development .....	3,337	9,570	9,857	38,015
Department of the Interior .....	835	1,925	2,297	10,607
Department of Justice .....	1,971	5,985	5,123	25,125
Department of Labor .....	6,166	16,226	16,553	65,388
Department of State .....	876	3,097	3,043	10,380
Department of Transportation .....	4,480	13,053	13,073	56,303
Department of the Treasury:				
Interest on Treasury debt securities (gross) .....	82,436	115,040	118,218	334,427
Other .....	2,777	<sup>3</sup> 10,833	<sup>4</sup> 4,183	47,275
Department of Veterans Affairs .....	7,173	16,751	15,402	61,547
Corps of Engineers .....	417	1,455	1,411	4,295
Other Defense Civil Programs .....	3,704	10,625	9,794	40,471
Environmental Protection Agency .....	810	2,115	1,874	8,371
Executive Office of the President .....	108	327	74	1,577
General Services Administration .....	72	<sup>3</sup> 91	<sup>4</sup> 137	96
International Assistance Program .....	225	2,159	2,794	16,059
National Aeronautics and Space Administration .....	1,378	3,447	3,404	15,413
National Science Foundation .....	381	1,181	1,086	5,209
Office of Personnel Management .....	4,907	14,126	13,583	58,511
Small Business Administration .....	68	209	189	778
Social Security Administration .....	46,021	131,099	<sup>5</sup> 126,465	531,039
Other independent agencies .....	-755	-745	<sup>6</sup> 575	15,348
Allowances .....	.....	.....	.....	-507
Undistributed offsetting receipts:				
Interest .....	-70,011	-74,504	-75,452	-158,703
Other .....	-4,691	-13,689	-12,683	-55,553
<b>Total outlays .....</b>	<b>202,883</b>	<b>569,431</b>	<b>535,557</b>	<b>2,272,442</b>
<b>(On-budget) .....</b>	<b>206,467</b>	<b>501,093</b>	<b>470,740</b>	<b>1,890,188</b>
<b>(Off-budget) .....</b>	<b>-3,584</b>	<b>68,339</b>	<b>64,816</b>	<b>382,254</b>
<b>Surplus (+) or deficit (-) .....</b>	<b>-16,153</b>	<b>-128,670</b>	<b>-108,209</b>	<b>-475,021</b>
<b>(On-budget) .....</b>	<b>-59,719</b>	<b>-178,269</b>	<b>-161,367</b>	<b>-639,019</b>
<b>(Off-budget) .....</b>	<b>+43,566</b>	<b>+49,600</b>	<b>+53,159</b>	<b>+163,998</b>

<sup>1</sup>These figures are based on the *FY 2004 Mid-Session Review*, released by the Office of Management and Budget on July 15, 2003.

<sup>2</sup>Receipts have been decreased and outlays correspondingly decreased by \$8 million to reflect additional reporting in September 2003 by the Library of Congress.

<sup>3</sup>Outlays for the Department of Treasury have been decreased by \$13 million and outlays for the General Services Administration have been increased by \$13 million in October 2003 to reflect additional reporting by the General Services Administration.

<sup>4</sup>Outlays for the Department of Treasury have been increased by \$13 million and outlays for the General Services Administration have been decreased by \$13 million in September 2003 to reflect additional reporting by the General Services Administration.

<sup>5</sup>Outlays have been decreased by \$4 million to reflect additional reporting by the Social Security Administration for the month of September 2003.

<sup>6</sup>Outlays have been decreased by \$540 million to reflect additional reporting by the Farm Credit System Financial Assistance Corporation in September 2003.

... No Transactions.

Note: Details may not add to totals due to rounding.

**Table 4. Receipts of the U.S. Government, December 2003 and Other Periods**

[\$ millions]

Classification	This Month			Current Fiscal Year to Date			Prior Fiscal Year to Date		
	Gross Receipts	Refunds (Deduct)	Receipts	Gross Receipts	Refunds (Deduct)	Receipts	Gross Receipts	Refunds (Deduct)	Receipts
<b>Individual income taxes:</b>									
Withheld .....	175,560			191,669			192,910		
Presidential Election Campaign Fund .....	(*)			2			1		
Other .....	17,577			18,191			16,306		
<b>Total—Individual income taxes .....</b>	<b>83,137</b>	<b>1,723</b>	<b>81,414</b>	<b>209,862</b>	<b>11,160</b>	<b>198,702</b>	<b>209,218</b>	<b>11,553</b>	<b>197,665</b>
<b>Corporation income taxes .....</b>	<b>44,059</b>	<b>4,756</b>	<b>39,303</b>	<b>59,746</b>	<b>16,573</b>	<b>43,173</b>	<b>52,865</b>	<b>19,876</b>	<b>32,989</b>
<b>Social insurance and retirement receipts:</b>									
Employment and general retirement:									
Federal old-age and survivors ins. trust fund:									
Federal Insurance Contributions Act taxes .....	136,726		36,726	103,117		103,117	100,317		100,317
Self-Employment Contributions Act taxes .....	310		310	559		559	534		534
Deposits by States .....							(*)		(*)
Adjustments attributable to prior years .....	1-2,858		-2,858	-2,858		-2,858			
<b>Total—FOASI trust fund .....</b>	<b>34,178</b>		<b>34,178</b>	<b>100,818</b>		<b>100,818</b>	<b>100,851</b>		<b>100,851</b>
Federal disability insurance trust fund:									
Federal Insurance Contributions Act taxes .....	16,237		6,237	17,512		17,512	17,034		17,034
Self-Employment Contributions Act taxes .....	153		53	95		95	90		90
Deposits by States .....							(*)		(*)
Adjustments attributable to prior years .....	1-487		-487	-487		-487			
<b>Total—FDI trust fund .....</b>	<b>5,803</b>		<b>5,803</b>	<b>17,120</b>		<b>17,120</b>	<b>17,124</b>		<b>17,124</b>
Federal hospital insurance trust fund:									
Federal Insurance Contributions Act taxes .....	113,617		13,617	37,868		37,868	37,352		37,352
Self-Employment Contributions Act taxes .....	129		129	234		234	221		221
Receipts from Railroad Retirement Board .....									
Deposits by States .....							(*)		(*)
Adjustments attributable to prior years .....	1-1,135		-1,135	-1,135		-1,135			
<b>Total—FHI trust fund .....</b>	<b>12,611</b>		<b>12,611</b>	<b>36,967</b>		<b>36,967</b>	<b>37,573</b>		<b>37,573</b>
Railroad retirement:									
Rail pension and supplemental annuity .....	122	1	122	503	1	502	531	1	530
Social Security equivalent account .....	193	1	192	510	1	509	521	1	520
<b>Total—Employment and general retirement: .....</b>	<b>52,907</b>	<b>1</b>	<b>52,906</b>	<b>155,918</b>	<b>1</b>	<b>155,917</b>	<b>156,600</b>	<b>1</b>	<b>156,598</b>
Unemployment insurance:									
Deposits by States .....	326		326	4,031		4,031	3,470		3,470
Federal Unemployment Tax Act taxes .....	39	6	34	778	22	757	770	20	750
Railroad unemployment taxes .....	(*)		(*)	39		39	35		35
Railroad debt repayment .....									
<b>Total—Unemployment insurance .....</b>	<b>365</b>	<b>6</b>	<b>359</b>	<b>4,848</b>	<b>22</b>	<b>4,827</b>	<b>4,276</b>	<b>20</b>	<b>4,256</b>
Other retirement:									
Federal employees retirement – employee share .....	353		353	1,105		1,105	1,141		1,141
Non-federal employees retirement .....	5		5	14		14	15		15
<b>Total—Other retirement .....</b>	<b>357</b>		<b>357</b>	<b>1,118</b>		<b>1,118</b>	<b>1,156</b>		<b>1,156</b>
<b>Total—Social insurance and retirement receipts .....</b>	<b>53,630</b>	<b>7</b>	<b>53,623</b>	<b>161,885</b>	<b>23</b>	<b>161,862</b>	<b>162,031</b>	<b>21</b>	<b>162,010</b>
<b>Excise taxes:</b>									
Miscellaneous excise taxes .....	2,126	98	2,029	7,869	216	7,654	8,249	200	8,049
Airport and airway trust fund .....	794		794	1,755		1,755	1,579	(*)	1,579
Highway trust fund .....	3,011		3,011	6,847		6,847	6,323	1	6,322
Black lung disability trust fund .....	43		43	99		99	101		101
<b>Total—Excise taxes .....</b>	<b>5,974</b>	<b>98</b>	<b>5,877</b>	<b>16,570</b>	<b>216</b>	<b>16,354</b>	<b>16,252</b>	<b>201</b>	<b>16,051</b>
<b>Estate and gift taxes .....</b>	<b>1,899</b>	<b>81</b>	<b>1,818</b>	<b>6,000</b>	<b>215</b>	<b>5,786</b>	<b>5,792</b>	<b>236</b>	<b>5,556</b>
<b>Customs duties .....</b>	<b>1,674</b>	<b>77</b>	<b>1,597</b>	<b>5,250</b>	<b>176</b>	<b>5,074</b>	<b>5,334</b>	<b>489</b>	<b>4,845</b>
<b>Miscellaneous receipts:</b>									
Deposits of earnings by Federal Reserve Banks .....	2,138		2,138	6,565		6,565	5,881		5,881
Universal service fund .....	529		529	1,642		1,642	1,278		1,278
All other .....	438	6	432	1,632	27	1,605	21,145	72	1,073
<b>Total — Miscellaneous receipts .....</b>	<b>3,105</b>	<b>6</b>	<b>3,099</b>	<b>9,838</b>	<b>27</b>	<b>9,811</b>	<b>8,304</b>	<b>72</b>	<b>8,231</b>
<b>Total — Receipts .....</b>	<b>193,479</b>	<b>6,749</b>	<b>186,730</b>	<b>469,151</b>	<b>28,390</b>	<b>440,762</b>	<b>459,795</b>	<b>32,447</b>	<b>427,348</b>
<b>Total — On-budget .....</b>	<b>153,497</b>	<b>6,749</b>	<b>146,748</b>	<b>351,213</b>	<b>28,390</b>	<b>322,824</b>	<b>341,820</b>	<b>32,447</b>	<b>309,373</b>
<b>Total — Off-budget .....</b>	<b>39,981</b>		<b>39,981</b>	<b>117,938</b>		<b>117,938</b>	<b>117,975</b>		<b>117,975</b>

<sup>1</sup>In accordance with the Social Security Act as amended: "Individual income taxes, Withheld" have been increased and Federal Insurance Contribution Act Taxes" correspondingly decreased by \$2,728 million to correct estimates for the quarter ending December 31, 2002. "Individual income taxes, Other" have been increased and "Self-Employment Contribution Act Taxes" correspondingly decreased by \$1,752 million to correct estimates for the calendar year 2001 and prior.

<sup>2</sup>Receipts have been decreased and outlays correspondingly decreased by \$8 million to reflect additional reporting in September 2003 by the Library of Congress.

... No Transactions.

(\*) Less than \$500,000.

Note: Details may not add to totals due to rounding.

**Table 5. Outlays of the U.S. Government, December 2003 and Other Periods**  
 [\$ millions]

Classification	This Month			Current Fiscal Year to Date			Prior Fiscal Year to Date		
	Gross Outlays	Applicable Receipts	Outlays	Gross Outlays	Applicable Receipts	Outlays	Gross Outlays	Applicable Receipts	Outlays
<b>Legislative Branch:</b>									
Senate .....	62	(* *)	61	177	1	176	154	1	153
House of Representatives .....	105	(* *)	105	296	(* *)	296	256	(* *)	256
Joint items .....	1	.....	1	6	.....	6	5	.....	5
Capitol Police .....	15	.....	15	46	.....	46	49	.....	49
Congressional Budget Office .....	3	.....	3	8	.....	8	7	.....	7
Architect of the Capitol .....	40	1	39	101	2	99	81	2	80
Library of Congress .....	37	1	36	205	3	202	172	3	170
Government Printing Office .....	31	.....	31	67	.....	67	37	.....	37
General Accounting Office .....	34	.....	34	106	.....	106	100	.....	100
United States Tax Court .....	3	.....	3	11	.....	11	8	.....	8
Other Legislative Branch agencies .....	23	.....	23	34	.....	34	10	.....	10
Proprietary receipts from the public .....	.....	4	-4	.....	4	-4	.....	5	-5
Intrabudgetary transactions .....	-19	.....	-19	-20	.....	-20	1-2	.....	-2
<b>Total—Legislative Branch .....</b>	<b>336</b>	<b>6</b>	<b>331</b>	<b>1,036</b>	<b>10</b>	<b>1,026</b>	<b>878</b>	<b>10</b>	<b>868</b>
<b>Judicial Branch:</b>									
Supreme Court of the United States .....	5	.....	5	15	.....	15	12	.....	12
Courts of Appeals, District Courts, and other judicial services .....	419	.....	419	1,254	.....	1,254	1,174	.....	1,174
Other .....	14	.....	14	40	.....	40	38	.....	38
Proprietary receipts from the public .....	.....	2	-2	.....	11	-11	.....	6	-6
Intrabudgetary transactions .....	.....	.....	.....	.....	.....	.....	(* *)	.....	(* *)
<b>Total—Judicial Branch .....</b>	<b>438</b>	<b>2</b>	<b>437</b>	<b>1,310</b>	<b>11</b>	<b>1,299</b>	<b>1,224</b>	<b>6</b>	<b>1,218</b>
<b>Department of Agriculture:</b>									
Agricultural Research Service .....	87	.....	87	272	.....	272	274	.....	274
Cooperative State Research, Education, and Extension Service:									
Research and education activities .....	50	.....	50	133	.....	133	120	.....	120
Extension activities .....	38	.....	38	97	.....	97	95	.....	95
Other .....	7	.....	7	24	.....	24	22	.....	22
Animal and Plant Health Inspection Service .....	88	.....	88	223	.....	223	286	.....	286
Food Safety and Inspection Service .....	56	.....	56	164	.....	164	161	.....	161
Agricultural Marketing Service .....	60	.....	60	321	.....	321	1,159	(* *)	1,158
Risk Management Agency:									
Administrative and operating expenses .....	5	.....	5	15	.....	15	17	.....	17
Federal crop insurance corporation fund .....	618	21	597	1,468	871	597	1,645	667	977
Farm Service Agency:									
Salaries and expenses .....	101	.....	101	296	.....	296	286	.....	286
Commodity Credit Corporation .....	3,272	942	2,330	13,980	2,179	11,801	12,993	2,443	10,550
Agricultural credit insurance fund .....	15	90	-75	42	216	-174	35	234	-199
Other .....	3	.....	3	6	.....	6	19	.....	19
<b>Total—Farm Service Agency .....</b>	<b>3,391</b>	<b>1,032</b>	<b>2,359</b>	<b>14,324</b>	<b>2,395</b>	<b>11,929</b>	<b>13,333</b>	<b>2,677</b>	<b>10,655</b>
Natural Resources Conservation Service:									
Conservation operations .....	66	.....	66	189	.....	189	176	.....	176
Other .....	90	.....	90	188	.....	188	82	.....	82
Rural Development .....	137	.....	137	368	.....	368	339	.....	339
Rural Housing Service:									
Rural housing insurance fund .....	26	154	-128	171	446	-275	152	444	-292
Rental assistance program .....	64	.....	64	187	.....	187	171	.....	171
Other .....	8	.....	8	19	.....	19	18	.....	18
Rural Utilities Service:									
Rural electrification and telecommunications fund .....	137	486	-349	141	920	-779	149	748	-599
Rural development insurance fund .....	16	62	-47	16	136	-121	21	124	-103
Other .....	29	8	22	36	77	-41	27	44	-16
Foreign Agricultural Service .....	137	.....	137	98	.....	98	40	.....	40
Food and Nutrition Service:									
Food stamp program .....	2,406	.....	2,406	6,983	.....	6,983	6,237	.....	6,237
Child nutrition programs .....	1,169	.....	1,169	3,107	.....	3,107	3,244	.....	3,244
Special supplemental nutrition program for women, infants, and children (WIC) .....	465	.....	465	1,259	.....	1,259	1,179	.....	1,179
Other .....	20	.....	20	92	.....	92	105	.....	105
<b>Total—Food and Nutrition Service .....</b>	<b>4,061</b>	<b>.....</b>	<b>4,061</b>	<b>11,441</b>	<b>.....</b>	<b>11,441</b>	<b>10,764</b>	<b>.....</b>	<b>10,764</b>
Forest Service:									
National forest system .....	113	.....	113	348	.....	348	312	.....	312
Wildland fire management .....	117	.....	117	497	.....	497	422	.....	422
Forest service permanent appropriations .....	378	.....	378	405	.....	405	397	.....	397
Other .....	154	.....	154	415	.....	415	328	.....	328
<b>Total—Forest Service .....</b>	<b>763</b>	<b>.....</b>	<b>763</b>	<b>1,663</b>	<b>.....</b>	<b>1,663</b>	<b>1,459</b>	<b>.....</b>	<b>1,459</b>
Other .....	82	4	78	246	11	236	217	10	207
Proprietary receipts from the public .....	.....	60	-60	.....	128	-128	.....	160	-160
Intrabudgetary transactions .....	(* *)	.....	(* *)	-2	.....	-2	-2	.....	-2
<b>Total—Department of Agriculture .....</b>	<b>10,016</b>	<b>1,828</b>	<b>8,188</b>	<b>31,802</b>	<b>4,985</b>	<b>26,817</b>	<b>30,724</b>	<b>4,874</b>	<b>25,850</b>

**Table 5. Outlays of the U.S. Government, December 2003 and Other Periods—Continued**  
 [\$ millions]

Classification	This Month			Current Fiscal Year to Date			Prior Fiscal Year to Date		
	Gross Outlays	Applicable Receipts	Outlays	Gross Outlays	Applicable Receipts	Outlays	Gross Outlays	Applicable Receipts	Outlays
<b>Department of Commerce:</b>									
Economic Development Administration .....	40	4	35	104	5	99	102	2	100
Bureau of the Census .....	62	.....	62	170	.....	170	177	.....	177
Promotion of Industry and Commerce .....	45	.....	45	113	.....	113	106	.....	106
<b>Science and Technology:</b>									
National Oceanic and Atmospheric Administration .....	278	(* *)	278	789	1	788	822	6	816
National Institute of Standards and Technology .....	63	.....	63	184	.....	184	201	.....	201
Other .....	30	2	28	13	6	6	20	5	15
Total—Science and Technology .....	371	2	369	986	8	978	1,044	12	1,032
Other .....	-11	(* *)	-11	40	(* *)	40	19	(* *)	19
Proprietary receipts from the public .....	.....	3	-3	.....	5	-5	.....	1	-1
Intrabudgetary transactions .....	.....	.....	.....	.....	.....	.....	.....	.....	.....
Offsetting governmental receipts .....	.....	.....	.....	.....	.....	.....	.....	.....	.....
<b>Total—Department of Commerce .....</b>	<b>508</b>	<b>10</b>	<b>498</b>	<b>1,413</b>	<b>18</b>	<b>1,396</b>	<b>1,448</b>	<b>15</b>	<b>1,433</b>
<b>Department of Defense—Military:</b>									
<b>Military Personnel:</b>									
Department of the Army .....	5,392	.....	5,392	13,006	.....	13,006	10,452	.....	10,452
Department of the Navy .....	4,050	.....	4,050	10,127	.....	10,127	9,627	.....	9,627
Department of the Air Force .....	3,027	.....	3,027	7,878	.....	7,878	7,329	.....	7,329
Total—Military Personnel .....	12,469	.....	12,469	31,011	.....	31,011	27,408	.....	27,408
<b>Operation and Maintenance:</b>									
Department of the Army .....	4,621	.....	4,621	12,629	.....	12,629	7,811	.....	7,811
Department of the Navy .....	3,020	.....	3,020	8,232	.....	8,232	7,371	.....	7,371
Department of the Air Force .....	3,444	.....	3,444	9,946	.....	9,946	8,259	.....	8,259
Defense agencies .....	2,994	.....	2,994	8,618	.....	8,618	7,954	.....	7,954
Total—Operation and Maintenance .....	14,079	.....	14,079	39,426	.....	39,426	31,395	.....	31,395
<b>Procurement:</b>									
Department of the Army .....	1,281	.....	1,281	3,236	.....	3,236	3,118	.....	3,118
Department of the Navy .....	2,369	.....	2,369	6,433	.....	6,433	6,206	.....	6,206
Department of the Air Force .....	3,293	.....	3,293	7,678	.....	7,678	5,904	.....	5,904
Defense agencies .....	345	.....	345	824	.....	824	666	.....	666
Total—Procurement .....	7,288	.....	7,288	18,171	.....	18,171	15,894	.....	15,894
<b>Research, Development, Test, and Evaluation:</b>									
Department of the Army .....	732	.....	732	1,945	.....	1,945	1,626	.....	1,626
Department of the Navy .....	1,134	.....	1,134	3,044	.....	3,044	2,658	.....	2,658
Department of the Air Force .....	1,621	.....	1,621	4,661	.....	4,661	5,448	.....	5,448
Defense agencies .....	1,814	.....	1,814	4,681	.....	4,681	3,847	.....	3,847
Total—Research, Development, Test, and Evaluation .....	5,300	.....	5,300	14,332	.....	14,332	13,578	.....	13,578
<b>Military Construction:</b>									
Department of the Army .....	285	.....	285	752	.....	752	556	.....	556
Department of the Navy .....	102	.....	102	304	.....	304	255	.....	255
Department of the Air Force .....	126	.....	126	358	.....	358	314	.....	314
Defense agencies .....	125	.....	125	383	.....	383	355	.....	355
Total—Military Construction .....	638	.....	638	1,798	.....	1,798	1,480	.....	1,480
<b>Family Housing:</b>									
Department of the Army .....	110	.....	110	279	.....	279	269	.....	269
Department of the Navy .....	82	.....	82	253	.....	253	284	.....	284
Department of the Air Force .....	106	.....	106	269	.....	269	255	.....	255
Defense agencies .....	13	(* *)	13	81	(* *)	81	15	1	15
<b>Revolving and Management Funds:</b>									
Department of the Army .....	-1	.....	-1	6	.....	6	(* *)	.....	(* *)
Department of the Navy .....	147	.....	147	81	.....	81	-31	.....	-31
Department of the Air Force .....	.....	.....	.....	.....	.....	.....	.....	.....	.....
Defense agencies:	.....	.....	.....	.....	.....	.....	.....	.....	.....
Working capital fund .....	947	.....	947	1,264	.....	1,264	2,286	.....	2,286
Other .....	-132	(* *)	-132	-103	(* *)	-103	104	.....	104
Other .....	9	.....	9	-90	.....	-90	-23	.....	-23
<b>Trust funds:</b>									
Department of the Army .....	(* *)	.....	(* *)	(* *)	.....	(* *)	8	.....	8
Department of the Navy .....	2	.....	2	10	.....	10	8	.....	8
Department of the Air Force .....	(* *)	(* *)	(* *)	3	2	(* *)	9	2	7
Defense agencies .....	18	.....	18	42	.....	42	28	.....	28
<b>Proprietary receipts from the public:</b>									
Department of the Army .....	.....	455	-455	.....	367	-367	.....	275	-275
Department of the Navy .....	.....	7	-7	.....	-385	385	.....	-252	252
Department of the Air Force .....	.....	-258	258	.....	118	-118	.....	125	-125
Defense agencies .....	.....	-32	32	.....	130	-130	.....	125	-125



**Table 5. Outlays of the U.S. Government, December 2003 and Other Periods—Continued**  
 [\$ millions]

Classification	This Month			Current Fiscal Year to Date			Prior Fiscal Year to Date		
	Gross Outlays	Applicable Receipts	Outlays	Gross Outlays	Applicable Receipts	Outlays	Gross Outlays	Applicable Receipts	Outlays
<b>Department of Defense—Military:—Continued</b>									
Intrabudgetary transactions:									
Department of the Army .....	-47	.....	-47	42	.....	42	122	.....	122
Department of the Navy .....	-5	.....	-5	377	.....	377	354	.....	354
Department of the Air Force .....	-34	.....	-34	568	.....	568	358	.....	358
Defense agencies .....	-103	.....	-103	129	.....	129	124	.....	124
Offsetting governmental receipts:									
Department of the Army .....	.....	1	-1	.....	1	-1	.....	2	-2
Defense agencies .....	.....	(*)	(*)	.....	(*)	(*)	.....	(*)	(*)
<b>Total—Department of Defense—Military .....</b>	<b>40,890</b>	<b>174</b>	<b>40,716</b>	<b>107,947</b>	<b>233</b>	<b>107,714</b>	<b>93,923</b>	<b>278</b>	<b>93,645</b>
<b>Department of Education:</b>									
Office of Elementary and Secondary Education:									
Education for the disadvantaged .....	916	.....	916	2,231	.....	2,231	1,996	.....	1,996
Impact aid .....	231	.....	231	363	.....	363	263	.....	263
School improvement programs .....	600	.....	600	1,635	.....	1,635	1,083	.....	1,083
Education reform .....	11	.....	11	29	.....	29	281	.....	281
Other .....	28	.....	28	73	.....	73	73	.....	73
<b>Total—Office of Elementary and Secondary Education .....</b>	<b>1,786</b>	<b>.....</b>	<b>1,786</b>	<b>4,332</b>	<b>.....</b>	<b>4,332</b>	<b>3,697</b>	<b>.....</b>	<b>3,697</b>
Office of English Language Acquisition .....	29	.....	29	95	.....	95	91	.....	91
Office of Special Education and Rehabilitative Services:									
Special education .....	731	.....	731	2,110	.....	2,110	2,096	.....	2,096
Rehabilitation services and disability research .....	271	.....	271	757	.....	757	764	.....	764
Special institutions for persons with disabilities .....	1	.....	1	29	.....	29	37	.....	37
Office of Vocational and Adult Education .....	146	.....	146	442	.....	442	445	.....	445
Office of Postsecondary Education:									
College housing and academic facilities loans .....	-1	1	-3	-5	15	-20	-7	14	-21
Higher education .....	188	.....	188	539	.....	539	486	.....	486
Howard University .....	.....	.....	.....	33	.....	33	46	.....	46
<b>Total—Office of Postsecondary Education .....</b>	<b>187</b>	<b>1</b>	<b>185</b>	<b>568</b>	<b>15</b>	<b>553</b>	<b>525</b>	<b>14</b>	<b>511</b>
Federal Student Aid:									
Student financial assistance .....	663	.....	663	3,074	.....	3,074	2,892	.....	2,892
Student Aid Administration .....	13	.....	13	32	.....	32	.....	.....	.....
Federal student loan reserve fund .....	.....	.....	.....	.....	.....	.....	.....	.....	.....
Federal direct student loans .....	77	.....	77	120	.....	120	111	.....	111
Federal family education loans .....	1,140	.....	1,140	1,807	.....	1,807	900	.....	900
<b>Total—Federal Student Aid .....</b>	<b>1,892</b>	<b>.....</b>	<b>1,892</b>	<b>5,033</b>	<b>.....</b>	<b>5,033</b>	<b>3,904</b>	<b>.....</b>	<b>3,904</b>
Institute of Education Sciences .....	49	.....	49	129	.....	129	145	.....	145
Departmental Management .....	46	.....	46	114	.....	114	128	.....	128
Proprietary receipts from the public .....	.....	2	-2	.....	8	-8	.....	7	-7
<b>Total—Department of Education .....</b>	<b>5,137</b>	<b>3</b>	<b>5,134</b>	<b>13,608</b>	<b>23</b>	<b>13,585</b>	<b>11,830</b>	<b>21</b>	<b>11,809</b>
<b>Department of Energy:</b>									
National Nuclear Security Administration:									
Naval reactors .....	87	.....	87	189	.....	189	164	.....	164
Weapons activities .....	668	.....	668	1,800	.....	1,800	1,691	.....	1,691
Defense nuclear nonproliferation .....	84	.....	84	246	.....	246	223	.....	223
Other .....	3	.....	3	88	.....	88	102	.....	102
Environmental and Other Defense Activities:									
Defense environmental restoration and waste management .....	207	.....	207	947	.....	947	1,435	.....	1,435
Defense site acceleration completion .....	344	.....	344	686	.....	686	335	.....	335
Other defense activities .....	65	.....	65	145	.....	145	118	.....	118
Other .....	68	.....	68	135	.....	135	70	.....	70
Energy Programs:									
Science .....	294	.....	294	895	.....	895	888	.....	888
Energy supply .....	46	.....	46	165	.....	165	147	.....	147
Energy conservation .....	68	.....	68	197	.....	197	217	.....	217
Other .....	123	3	120	479	7	472	408	8	401
<b>Total—Energy Programs .....</b>	<b>532</b>	<b>3</b>	<b>529</b>	<b>1,737</b>	<b>7</b>	<b>1,730</b>	<b>1,661</b>	<b>8</b>	<b>1,653</b>
Power Marketing Administration .....	206	276	-70	535	726	-191	599	605	-6
Departmental Administration .....	5	.....	5	62	.....	62	72	.....	72
Proprietary receipts from the public .....	.....	57	-57	.....	330	-330	.....	296	-296
Intrabudgetary transactions .....	-61	.....	-61	-137	.....	-137	-262	.....	-262
Offsetting governmental receipts .....	.....	.....	.....	.....	.....	.....	.....	.....	.....
<b>Total—Department of Energy .....</b>	<b>2,207</b>	<b>336</b>	<b>1,871</b>	<b>6,432</b>	<b>1,063</b>	<b>5,369</b>	<b>6,206</b>	<b>909</b>	<b>5,297</b>

**Table 5. Outlays of the U.S. Government, December 2003 and Other Periods—Continued**  
 [\$ millions]

Classification	This Month			Current Fiscal Year to Date			Prior Fiscal Year to Date		
	Gross Outlays	Applicable Receipts	Outlays	Gross Outlays	Applicable Receipts	Outlays	Gross Outlays	Applicable Receipts	Outlays
<b>Department of Health and Human Services:</b>									
Public Health Service:									
Food and Drug Administration .....	53	(* *)	53	272	1	270	380	1	379
Health Resources and Services Administration .....	590	2	588	1,595	5	1,589	1,461	6	1,455
Indian Health Services .....	793	.....	793	1,239	.....	1,239	707	.....	707
Centers for Disease Control and Prevention .....	338	.....	338	1,114	.....	1,114	1,209	.....	1,209
National Institutes of Health .....	2,016	.....	2,016	6,059	.....	6,059	5,350	.....	5,350
Substance Abuse and Mental Health Services Administration .....	281	.....	281	714	.....	714	697	.....	697
Agency for Healthcare Research and Quality .....	24	.....	24	77	.....	77	82	.....	82
<b>Total—Public Health Service .....</b>	<b>4,096</b>	<b>3</b>	<b>4,093</b>	<b>11,069</b>	<b>7</b>	<b>11,063</b>	<b>9,887</b>	<b>7</b>	<b>9,880</b>
Centers for Medicare and Medicaid Services:									
Grants to States for Medicaid .....	15,423	.....	15,423	43,255	.....	43,255	39,363	.....	39,363
Payments to health care trust funds .....	10,788	.....	10,788	25,182	.....	25,182	19,575	.....	19,575
State children's health insurance fund .....	436	.....	436	1,140	.....	1,140	1,012	.....	1,012
Federal hospital insurance trust fund:									
Benefit payments .....	16,189	.....	16,189	40,517	.....	40,517	39,684	.....	39,684
Administrative expenses .....	129	.....	129	416	.....	416	336	.....	336
<b>Total—FHI trust fund .....</b>	<b>16,319</b>	<b>.....</b>	<b>16,319</b>	<b>40,933</b>	<b>.....</b>	<b>40,933</b>	<b>40,020</b>	<b>.....</b>	<b>40,020</b>
Health care fraud and abuse control .....	61	.....	61	163	.....	163	208	.....	208
Federal supplementary medical insurance trust fund:									
Benefit payments .....	12,506	.....	12,506	33,038	.....	33,038	30,912	.....	30,912
Administrative expenses .....	181	.....	181	507	.....	507	545	.....	545
<b>Total—FSMI trust fund .....</b>	<b>12,688</b>	<b>.....</b>	<b>12,688</b>	<b>33,545</b>	<b>.....</b>	<b>33,545</b>	<b>31,457</b>	<b>.....</b>	<b>31,457</b>
Other .....	46	.....	46	60	.....	60	46	.....	46
<b>Total—Centers for Medicare and Medicaid Services ..</b>	<b>55,759</b>	<b>.....</b>	<b>55,759</b>	<b>144,278</b>	<b>.....</b>	<b>144,278</b>	<b>131,679</b>	<b>.....</b>	<b>131,679</b>
Administration for Children and Families:									
Temporary assistance for needy families .....	1,576	.....	1,576	4,413	.....	4,413	5,102	.....	5,102
Payments to States for child support enforcement and family support programs .....	312	.....	312	760	.....	760	685	.....	685
Low income home energy assistance .....	256	.....	256	535	.....	535	506	.....	506
Refugee and entrant assistance .....	43	.....	43	128	.....	128	114	.....	114
Child care entitlement to States .....	200	.....	200	842	.....	842	890	.....	890
Payments to States for the child care and development block grant .....	145	.....	145	499	.....	499	670	.....	670
Social services block grant .....	116	.....	116	395	.....	395	424	.....	424
Children and families services programs .....	750	.....	750	2,251	.....	2,251	2,136	.....	2,136
Payments to States for foster care and adoption assistance .....	522	.....	522	1,493	.....	1,493	1,453	.....	1,453
Other .....	37	.....	37	118	.....	118	107	.....	107
<b>Total—Administration for Children and Families .....</b>	<b>3,957</b>	<b>.....</b>	<b>3,957</b>	<b>11,434</b>	<b>.....</b>	<b>11,434</b>	<b>12,086</b>	<b>.....</b>	<b>12,086</b>
Administration on Aging .....	115	.....	115	324	.....	324	311	.....	311
Other .....	225	.....	225	776	.....	776	530	.....	530
Proprietary receipts from the public .....	.....	2,482	-2,482	.....	7,283	-7,283	.....	6,718	-6,718
Intrabudgetary transactions:									
Payments for health insurance for the aged: Federal supplementary medical insurance trust fund ..	-10,781	.....	-10,781	-25,071	.....	-25,071	-19,574	.....	-19,574
Payments for tax and other credits: Federal hospital insurance trust fund .....	-8	.....	-8	-106	.....	-106	-2	.....	-2
Other .....	.....	.....	.....	.....	.....	.....	.....	.....	.....
<b>Total—Department of Health and Human Services ..</b>	<b>53,362</b>	<b>2,484</b>	<b>50,878</b>	<b>142,705</b>	<b>7,289</b>	<b>135,415</b>	<b>134,918</b>	<b>6,725</b>	<b>128,193</b>
<b>Department of Homeland Security:</b>									
Citizenship and Immigration Services .....	29	.....	29	133	.....	133	414	.....	414
United States Secret Service .....	99	.....	99	304	.....	304	244	.....	244
Border and Transportation Security:									
Transportation Security Administration .....	79	.....	79	642	.....	642	1,971	.....	1,971
Other .....	882	.....	882	2,617	.....	2,617	1,770	.....	1,770
<b>Total—Border and Transportation Security .....</b>	<b>961</b>	<b>.....</b>	<b>961</b>	<b>3,259</b>	<b>.....</b>	<b>3,259</b>	<b>3,742</b>	<b>.....</b>	<b>3,742</b>
United States Coast Guard .....	648	1	647	1,771	3	1,768	1,476	2	1,474
Emergency Preparedness and Response:									
Disaster relief .....	313	.....	313	949	.....	949	886	.....	886
National flood insurance fund .....	96	46	50	260	154	106	126	165	-39
Other .....	110	.....	110	361	.....	361	268	(* *)	267
<b>Total—Emergency Preparedness and Response .....</b>	<b>519</b>	<b>46</b>	<b>473</b>	<b>1,570</b>	<b>154</b>	<b>1,416</b>	<b>1,281</b>	<b>166</b>	<b>1,115</b>
Science and Technology .....	13	.....	13	39	.....	39	.....	.....	.....
Information Analysis and Infrastructure Protection .....	14	.....	14	23	.....	23	.....	.....	.....
Other .....	14	.....	14	52	.....	52	3	.....	3
Proprietary receipts from the public .....	.....	(* *)	(* *)	.....	1	-1	.....	1	-1
Offsetting governmental receipts .....	.....	105	-105	.....	375	-375	.....	749	-749
<b>Total—Department of Homeland Security .....</b>	<b>2,295</b>	<b>151</b>	<b>2,144</b>	<b>7,151</b>	<b>533</b>	<b>6,619</b>	<b>7,160</b>	<b>917</b>	<b>6,242</b>

**Table 5. Outlays of the U.S. Government, December 2003 and Other Periods—Continued**  
 [\$ millions]

Classification	This Month			Current Fiscal Year to Date			Prior Fiscal Year to Date		
	Gross Outlays	Applicable Receipts	Outlays	Gross Outlays	Applicable Receipts	Outlays	Gross Outlays	Applicable Receipts	Outlays
<b>Department of Housing and Urban Development:</b>									
Public and Indian Housing Programs:									
Housing certificate fund .....	1,830	.....	1,830	5,491	.....	5,491	5,037	.....	5,037
Public housing capital fund .....	357	.....	357	1,144	.....	1,144	1,089	.....	1,089
Public housing operating fund .....	286	.....	286	884	.....	884	910	.....	910
Drug elimination grants for low-income housing .....	6	.....	6	22	.....	22	72	.....	72
Revitalization of severely distressed public housing (Hope VI) .....	55	.....	55	153	.....	153	130	.....	130
Native American housing block grant .....	81	.....	81	195	.....	195	220	.....	220
Other .....	(**)	.....	(**)	150	153	-3	162	154	8
<b>Total—Public and Indian Housing Programs .....</b>	<b>2,615</b>	<b>.....</b>	<b>2,615</b>	<b>8,040</b>	<b>153</b>	<b>7,887</b>	<b>7,619</b>	<b>154</b>	<b>7,465</b>
Community Planning and Development:									
Housing opportunities for persons with AIDS .....	17	.....	17	51	.....	51	49	.....	49
Community Development Block Grants .....	519	.....	519	1,430	.....	1,430	1,568	.....	1,568
Home investment partnership program .....	136	.....	136	407	.....	407	404	.....	404
Homeless assistance grants .....	107	.....	107	302	.....	302	265	.....	265
Other .....	5	(**)	5	23	1	22	48	2	46
<b>Total—Community Planning and Development .....</b>	<b>785</b>	<b>(**)</b>	<b>785</b>	<b>2,214</b>	<b>1</b>	<b>2,213</b>	<b>2,334</b>	<b>2</b>	<b>2,332</b>
Housing Programs:									
Public enterprise funds .....	(**)	3	-3	(**)	5	-5	1	5	-4
Credit accounts:									
FHA-Mutual mortgage insurance fund, program account .....	5	.....	5	13	.....	13	9	.....	9
FHA-Mutual mortgage insurance capital reserve account .....	-268	.....	-268	-1,167	.....	-1,167	-874	.....	-874
FHA-Mutual mortgage and cooperative housing insurance fund, liquidating account .....	10	13	-4	87	43	44	68	55	13
FHA-General and special risk fund, program account .....	4	.....	4	11	.....	11	10	.....	10
FHA-General and special risk fund, liquidating account .....	81	65	15	231	160	71	251	-73	324
Housing for the elderly or handicapped fund, liquidating account .....	(**)	80	-80	108	296	-188	126	203	-77
Housing for the elderly and handicapped .....	100	.....	100	262	.....	262	213	.....	213
Other assisted housing programs .....	53	(**)	53	161	(**)	161	164	(**)	164
Other .....	1	.....	1	3	.....	3	2	.....	2
<b>Total—Housing Programs .....</b>	<b>-16</b>	<b>161</b>	<b>-177</b>	<b>-291</b>	<b>504</b>	<b>-795</b>	<b>-30</b>	<b>190</b>	<b>-220</b>
Government National Mortgage Association:									
Guarantees of mortgage-backed securities, program account .....	.....	.....	.....	.....	.....	.....	.....	.....	.....
Guarantees of mortgage-backed securities, liquidating account .....	12	3	9	20	52	-33	29	68	-40
Management and Administration .....	129	.....	129	336	.....	336	332	.....	332
Other .....	13	.....	13	46	.....	46	52	.....	52
Proprietary receipts from the public:									
FHA-Mutual mortgage insurance fund .....	.....	.....	.....	.....	.....	.....	.....	.....	.....
FHA-General and special risk fund .....	.....	29	-29	.....	72	-72	.....	54	-54
Other .....	.....	.....	.....	.....	.....	.....	.....	.....	.....
Intrabudgetary transactions:									
FHA-Mutual mortgage insurance fund .....	.....	.....	.....	.....	.....	.....	.....	.....	.....
Offsetting governmental receipts .....	.....	8	-8	.....	12	-12	.....	11	-11
<b>Total—Department of Housing and Urban Development .....</b>	<b>3,539</b>	<b>201</b>	<b>3,337</b>	<b>10,364</b>	<b>794</b>	<b>9,570</b>	<b>10,336</b>	<b>479</b>	<b>9,857</b>
<b>Department of the Interior:</b>									
Land and Minerals Management:									
Bureau of Land Management:									
Management of lands and resources .....	64	.....	64	183	.....	183	204	.....	204
Wildland fire management .....	45	.....	45	162	.....	162	166	.....	166
Other .....	40	3	36	303	30	273	296	3	293
Minerals Management Service .....	90	.....	90	98	.....	98	-45	.....	-45
Office of Surface Mining Reclamation and Enforcement .....	31	.....	31	95	.....	95	133	.....	133
<b>Total—Land and Minerals Management .....</b>	<b>269</b>	<b>3</b>	<b>266</b>	<b>842</b>	<b>30</b>	<b>812</b>	<b>753</b>	<b>3</b>	<b>751</b>
Water and Science:									
Bureau of Reclamation:									
Water and related resources .....	52	.....	52	152	.....	152	184	.....	184
Other .....	43	31	12	95	53	42	82	50	32
United States Geological Survey .....	66	.....	66	203	.....	203	223	.....	223
Other .....	28	.....	28	28	.....	28	9	.....	9
<b>Total—Water and Science .....</b>	<b>189</b>	<b>31</b>	<b>158</b>	<b>478</b>	<b>53</b>	<b>425</b>	<b>498</b>	<b>50</b>	<b>448</b>
Fish and Wildlife and Parks:									
United States Fish and Wildlife Service .....	170	.....	170	427	.....	427	451	.....	451
National Park Service .....	210	.....	210	607	(**)	607	610	(**)	610
<b>Total—Fish and Wildlife and Parks .....</b>	<b>380</b>	<b>.....</b>	<b>380</b>	<b>1,034</b>	<b>(**)</b>	<b>1,034</b>	<b>1,062</b>	<b>(**)</b>	<b>1,062</b>

**Table 5. Outlays of the U.S. Government, December 2003 and Other Periods—Continued**  
 [\$ millions]

Classification	This Month			Current Fiscal Year to Date			Prior Fiscal Year to Date		
	Gross Outlays	Applicable Receipts	Outlays	Gross Outlays	Applicable Receipts	Outlays	Gross Outlays	Applicable Receipts	Outlays
<b>Department of the Interior:—Continued</b>									
Bureau of Indian Affairs .....	385	1	385	644	2	642	468	(* *)	468
Departmental Offices:									
Insular affairs .....	18		18	55		55	149		149
Office of Special Trustee for American Indians .....	41		41	106		106	133		133
Other .....	-34		-34	-74		-74	65		65
Proprietary receipts from the public .....		352	-352		990	-990		661	-661
Intrabudgetary transactions .....	-27		-27	-85		-85	-118		-118
<b>Total—Department of the Interior .....</b>	<b>1,222</b>	<b>387</b>	<b>835</b>	<b>3,000</b>	<b>1,075</b>	<b>1,925</b>	<b>3,011</b>	<b>714</b>	<b>2,297</b>
<b>Department of Justice:</b>									
General Administration .....	143		143	434		434	297		297
Legal Activities and United States Marshals:									
General legal activities .....	40		40	141		141	140		140
United States Attorneys .....	101		101	328		328	294		294
United States Marshals Service .....	32		32	149		149	158		158
September 11th victim compensation .....	110		110	464		464	75		75
Other .....	60		60	198		198	411		411
Federal Bureau of Investigation .....	467		467	1,087		1,087	1,035		1,035
Drug Enforcement Administration .....	163		163	422		422	365		365
Bureau of Alcohol, Tobacco, Firearms, and Explosives ...	71		71	182		182			
Federal Prison System .....	422	22	400	1,209	60	1,149	1,114	57	1,057
Office of Justice Programs:									
State and local law enforcement assistance .....	214		214	881		881	645		645
Community oriented policing services .....	49		49	168		168	178		178
Other .....	115		115	383		383	412		412
Other .....	25		25	54		54	248		248
Intrabudgetary transactions .....	-1		-1	-3		-3	-147		-147
Offsetting governmental receipts .....		17	-17		51	-51		45	-45
<b>Total—Department of Justice .....</b>	<b>2,010</b>	<b>39</b>	<b>1,971</b>	<b>6,096</b>	<b>111</b>	<b>5,985</b>	<b>5,225</b>	<b>102</b>	<b>5,123</b>
<b>Department of Labor:</b>									
Employment and Training Administration:									
Training and employment services .....	501		501	1,424		1,424	1,472		1,472
Welfare to work jobs .....	18		18	105		105	76		76
Community service employment for older Americans ...	38		38	107		107	104		104
Federal unemployment benefits and allowances .....	48		48	132		132	113		113
State unemployment insurance and employment service operations .....	-234		-234	111		111	187		187
Advances to the unemployment trust fund and other funds .....									
Unemployment trust fund:									
Federal-State unemployment insurance:									
State unemployment benefits .....	4,577		4,577	12,248		12,248	12,813		12,813
State administrative expenses .....	515		515	773		773	804		804
Federal administrative expenses .....	13		13	69		69	114		114
Veterans employment and training .....							(* *)		(* *)
Repayment of advances from the general fund .....									
Other .....	(* *)		(* *)	1		1	1		1
<b>Total—Unemployment trust fund .....</b>	<b>5,105</b>		<b>5,105</b>	<b>13,091</b>		<b>13,091</b>	<b>13,732</b>		<b>13,732</b>
Other .....	11		11	29		29	26		26
<b>Total—Employment and Training Administration .....</b>	<b>5,488</b>		<b>5,488</b>	<b>15,000</b>		<b>15,000</b>	<b>15,712</b>		<b>15,712</b>
Pension Benefit Guaranty Corporation .....	256	-43	299	767	547	220	559	640	-81
Employment Standards Administration:									
Salaries and expenses .....	34		34	94		94	86		86
Special benefits .....	177		177	419		419	419		419
Black lung disability trust fund .....	31		31	94		94	103		103
Other .....	51		51	126		126	133		133
Occupational Safety and Health Administration .....	39		39	108		108	108		108
Bureau of Labor Statistics .....	43		43	105		105	80		80
Other .....	84		84	204		204	143		143
Proprietary receipts from the public .....		(* *)	(* *)		(* *)	(* *)		5	-5
Intrabudgetary transactions .....	-80		-80	-145		-145	-146		-146
<b>Total—Department of Labor .....</b>	<b>6,123</b>	<b>-43</b>	<b>6,166</b>	<b>16,773</b>	<b>547</b>	<b>16,226</b>	<b>17,198</b>	<b>644</b>	<b>16,553</b>

**Table 5. Outlays of the U.S. Government, December 2003 and Other Periods—Continued**  
 [\$ millions]

Classification	This Month			Current Fiscal Year to Date			Prior Fiscal Year to Date		
	Gross Outlays	Applicable Receipts	Outlays	Gross Outlays	Applicable Receipts	Outlays	Gross Outlays	Applicable Receipts	Outlays
<b>Department of State:</b>									
Administration of Foreign Affairs:									
Diplomatic and consular programs .....	299	.....	299	941	.....	941	904	.....	904
Embassy security, construction, and maintenance .....	98	.....	98	266	.....	266	214	.....	214
Payment to Foreign Service retirement and disability fund .....	27	.....	27	46	.....	46	38	.....	38
Foreign Service retirement and disability fund .....	53	.....	53	164	.....	164	154	.....	154
Other .....	96	.....	96	272	.....	272	257	.....	257
<b>Total—Administration of Foreign Affairs .....</b>	<b>573</b>	<b>.....</b>	<b>573</b>	<b>1,691</b>	<b>.....</b>	<b>1,691</b>	<b>1,568</b>	<b>.....</b>	<b>1,568</b>
International Organizations and Conferences .....	93	.....	93	862	.....	862	1,173	.....	1,173
Migration and refugee assistance .....	124	.....	124	298	.....	298	146	.....	146
International narcotics control and law enforcement .....	45	.....	45	99	.....	99	81	.....	81
Andean counterdrug initiative .....	53	.....	53	159	.....	159	90	.....	90
Other .....	15	.....	15	35	.....	35	25	.....	25
Proprietary receipts from the public .....	.....	.....	.....	.....	.....	.....	.....	.....	.....
Intrabudgetary transactions .....	-27	.....	-27	-47	.....	-47	-38	.....	-38
Offsetting governmental receipts .....	.....	.....	.....	.....	.....	.....	.....	.....	.....
<b>Total—Department of State .....</b>	<b>876</b>	<b>.....</b>	<b>876</b>	<b>3,097</b>	<b>.....</b>	<b>3,097</b>	<b>3,043</b>	<b>.....</b>	<b>3,043</b>
<b>Department of Transportation:</b>									
Office of the Secretary:									
Compensation for air carriers .....	.....	.....	.....	1	.....	1	50	.....	50
Other .....	50	.....	50	31	.....	31	49	.....	49
<b>Total—Office of the Secretary .....</b>	<b>50</b>	<b>.....</b>	<b>50</b>	<b>32</b>	<b>.....</b>	<b>32</b>	<b>99</b>	<b>.....</b>	<b>99</b>
Federal Aviation Administration:									
Operations .....	425	.....	425	1,414	.....	1,414	1,548	.....	1,548
Airport and airway trust fund:									
Grants-in-aid for airports .....	234	.....	234	767	.....	767	827	.....	827
Facilities and equipment .....	279	.....	279	536	.....	536	572	.....	572
Research, engineering, and development .....	10	.....	10	23	.....	23	40	.....	40
Trust fund share of FAA operations .....	(* *)	.....	(* *)	2	.....	2	43	.....	43
<b>Total—Airport and airway trust fund .....</b>	<b>524</b>	<b>.....</b>	<b>524</b>	<b>1,328</b>	<b>.....</b>	<b>1,328</b>	<b>1,483</b>	<b>.....</b>	<b>1,483</b>
Other .....	87	.....	87	112	.....	112	27	.....	26
<b>Total—Federal Aviation Administration .....</b>	<b>1,036</b>	<b>.....</b>	<b>1,036</b>	<b>2,854</b>	<b>.....</b>	<b>2,854</b>	<b>3,058</b>	<b>.....</b>	<b>3,057</b>
Federal Highway Administration:									
Highway trust fund:									
Federal-aid highways .....	2,471	.....	2,471	7,498	.....	7,498	7,613	.....	7,613
Other .....	24	.....	24	74	.....	74	100	.....	100
Other programs .....	25	.....	25	81	.....	81	57	.....	57
<b>Total—Federal Highway Administration .....</b>	<b>2,521</b>	<b>.....</b>	<b>2,521</b>	<b>7,653</b>	<b>.....</b>	<b>7,653</b>	<b>7,770</b>	<b>.....</b>	<b>7,770</b>
National Highway Traffic Safety Administration .....	47	.....	47	108	.....	108	132	.....	132
Federal Railroad Administration:									
Capital Grants to the National Railroad Passenger Corporation .....									
Other .....	86	.....	86	283	.....	283	293	.....	293
Other .....	23	1	22	58	2	56	48	2	45
<b>Total—Federal Railroad Administration .....</b>	<b>110</b>	<b>1</b>	<b>108</b>	<b>342</b>	<b>2</b>	<b>339</b>	<b>340</b>	<b>2</b>	<b>338</b>
Federal Transit Administration:									
Formula grants .....	274	.....	274	980	.....	980	152	.....	152
Discretionary grants .....	15	.....	15	47	.....	47	87	.....	87
Trust fund share of expenses .....	55	.....	55	55	.....	55	1,407	.....	1,407
Other .....	188	.....	188	734	.....	734	122	.....	122
<b>Total—Federal Transit Administration .....</b>	<b>532</b>	<b>.....</b>	<b>532</b>	<b>1,816</b>	<b>.....</b>	<b>1,816</b>	<b>1,768</b>	<b>.....</b>	<b>1,768</b>
Maritime Administration .....	75	-67	141	131	7	124	-117	20	-137
Other .....	49	1	49	142	1	141	106	1	105
Proprietary receipts from the public .....	.....	1	-1	.....	13	-13	.....	57	-57
Intrabudgetary transactions .....	-3	.....	-3	.....	.....	.....	-3	.....	-3
Offsetting governmental receipts .....	.....	(* *)	(* *)	.....	(* *)	(* *)	.....	(* *)	(* *)
<b>Total—Department of Transportation .....</b>	<b>4,416</b>	<b>-64</b>	<b>4,480</b>	<b>13,077</b>	<b>24</b>	<b>13,053</b>	<b>13,154</b>	<b>81</b>	<b>13,073</b>

**Table 5. Outlays of the U.S. Government, December 2003 and Other Periods—Continued**  
 [\$ millions]

Classification	This Month			Current Fiscal Year to Date			Prior Fiscal Year to Date		
	Gross Outlays	Applicable Receipts	Outlays	Gross Outlays	Applicable Receipts	Outlays	Gross Outlays	Applicable Receipts	Outlays
<b>Department of the Treasury:</b>									
Departmental Offices:									
Exchange stabilization fund .....	-186	10	-196	-356	27	-383	-314	36	-350
Other .....	61	.....	61	192	.....	192	249	.....	249
Financial Management Service:									
Salaries and expenses .....	24	.....	24	71	.....	71	66	.....	66
Temporary state fiscal relief fund .....	25	.....	25	5,000	.....	5,000	.....	.....	.....
Payment to the Resolution Funding Corporation .....	.....	.....	.....	548	.....	548	538	.....	538
Interest paid to credit financing accounts .....	.....	.....	.....	143	.....	143	-12	.....	-12
Claims, judgements, and relief acts .....	25	.....	25	149	.....	149	226	.....	226
Other .....	151	.....	151	157	.....	157	356	.....	356
Total—Financial Management Service .....	225	.....	225	6,067	.....	6,067	1,173	.....	1,173
Federal Financing Bank .....	-77	.....	-77	-305	.....	-305	357	.....	357
Bureau of Alcohol and Tobacco Tax and Trade Bureau:									
Salaries and expenses .....	3	.....	3	15	.....	15	187	.....	187
Internal revenue collections for Puerto Rico .....	42	.....	42	103	.....	103	94	.....	94
Bureau of Engraving and Printing .....	-32	.....	-32	-47	.....	-47	-37	.....	-37
United States Mint .....	66	86	-20	199	350	-151	189	330	-142
Bureau of the Public Debt .....	16	.....	16	74	.....	74	81	.....	81
Internal Revenue Service:									
Processing, assistance, and management .....	293	.....	293	908	.....	908	827	.....	827
Tax law enforcement .....	312	.....	312	915	.....	915	860	.....	860
Information systems .....	135	.....	135	344	.....	344	358	.....	358
Payment where earned income credit exceeds liability for tax .....	66	.....	66	232	.....	232	187	.....	187
Payment where child credit exceeds liability for tax .....	21	.....	21	124	.....	124	94	.....	94
Refunding internal revenue collections, interest .....	1,650	.....	1,650	2,456	.....	2,456	892	.....	892
Other .....	43	1	42	123	2	121	99	1	98
Total—Internal Revenue Service .....	2,519	1	2,518	5,104	2	5,101	3,317	1	3,316
Comptroller of the Currency .....	34	(* *)	34	105	5	99	100	2	98
Office of Thrift Supervision .....	11	1	10	48	4	44	42	6	35
Interest on the public debt:									
Interest on Treasury debt securities (gross):									
Public issues (accrual basis) .....	12,310	.....	12,310	38,325	.....	38,325	40,670	.....	40,670
Special issues (cash basis) .....	70,126	.....	70,126	76,715	.....	76,715	77,548	.....	77,548
Total—Interest on Treasury debt securities (gross) .....	82,436	.....	82,436	115,040	.....	115,040	118,218	.....	118,218
Total—Interest on the public debt .....	82,436	.....	82,436	115,040	.....	115,040	118,218	.....	118,218
Other .....	126	.....	126	138	.....	138	11	.....	11
Proprietary receipts from the public .....	.....	174	-174	.....	<sup>2</sup> 950	-950	.....	<sup>3</sup> 118	-118
Intrabudgetary transactions .....	243	.....	243	835	.....	835	-771	.....	-771
<b>Total—Department of the Treasury .....</b>	<b>85,485</b>	<b>272</b>	<b>85,213</b>	<b>127,210</b>	<b>1,338</b>	<b>125,872</b>	<b>122,895</b>	<b>494</b>	<b>122,402</b>
<b>Department of Veterans Affairs:</b>									
Veterans Health Administration:									
Medical care .....	2,158	.....	2,158	6,270	.....	6,270	5,560	.....	5,560
Other .....	65	27	37	204	74	130	167	66	101
Veterans Benefits Administration:									
Public enterprise funds:									
Veterans housing benefit program fund .....	-20	9	-29	3	26	-23	3	16	-14
Other .....	52	62	-11	162	161	(* *)	198	199	-1
Compensation and pensions .....	4,610	.....	4,610	9,338	.....	9,338	8,796	.....	8,796
Readjustment benefits .....	297	.....	297	770	.....	770	680	.....	680
Insurance funds:									
National service life .....	91	.....	91	269	.....	269	262	.....	262
United States Government Life .....	1	.....	1	2	.....	2	2	.....	2
Veterans special life .....	12	73	-61	29	78	-48	27	79	-51
Other .....	2	.....	2	-3	.....	-3	-4	.....	-4
Total—Veterans Benefits Administration .....	5,043	144	4,899	10,570	265	10,305	9,963	294	9,669
Construction .....	36	.....	36	98	.....	98	101	.....	101
Departmental Administration .....	216	.....	216	434	.....	434	426	.....	426
Proprietary receipts from the public:									
National service life .....	.....	17	-17	.....	47	-47	.....	42	-42
Other .....	.....	157	-157	.....	438	-438	.....	414	-414
Intrabudgetary transactions .....	(* *)	.....	(* *)	(* *)	.....	(* *)	(* *)	.....	(* *)
<b>Total—Department of Veterans Affairs .....</b>	<b>7,518</b>	<b>345</b>	<b>7,173</b>	<b>17,576</b>	<b>825</b>	<b>16,751</b>	<b>16,218</b>	<b>816</b>	<b>15,402</b>

**Table 5. Outlays of the U.S. Government, December 2003 and Other Periods—Continued**  
 [\$ millions]

Classification	This Month			Current Fiscal Year to Date			Prior Fiscal Year to Date		
	Gross Outlays	Applicable Receipts	Outlays	Gross Outlays	Applicable Receipts	Outlays	Gross Outlays	Applicable Receipts	Outlays
<b>Corps of Engineers:</b>									
Construction .....	149	.....	149	447	.....	447	463	.....	463
Operation and maintenance .....	168	.....	168	524	.....	524	343	.....	343
Flood control .....	28	.....	28	118	.....	118	107	.....	107
Rivers and harbors contributed funds .....	39	.....	39	102	.....	102	87	.....	87
Harbor maintenance trust fund .....	.....	.....	.....	.....	.....	.....	166	.....	166
Other .....	73	.....	73	390	.....	390	353	.....	353
Proprietary receipts from the public .....	.....	40	-40	.....	116	-116	.....	98	-98
Intrabudgetary transactions .....	.....	.....	.....	-10	.....	-10	-10	.....	-10
<b>Total—Corps of Engineers .....</b>	<b>457</b>	<b>40</b>	<b>417</b>	<b>1,571</b>	<b>116</b>	<b>1,455</b>	<b>1,508</b>	<b>98</b>	<b>1,411</b>
<b>Other Defense Civil Programs:</b>									
Military Retirement:									
Payment to military retirement fund .....	.....	.....	.....	18,189	.....	18,189	17,928	.....	17,928
Military retirement fund .....	3,001	.....	3,001	8,963	.....	8,963	8,818	.....	8,818
Retiree Health Care:									
Payment to uniformed services retiree health care fund .....	.....	.....	.....	16,260	.....	16,260	14,369	.....	14,369
Uniformed services retiree health care fund .....	679	.....	679	1,685	.....	1,685	1,006	.....	1,006
Educational Benefits .....	29	.....	29	82	.....	82	81	.....	81
Other .....	21	.....	21	46	.....	46	43	.....	43
Proprietary receipts from the public .....	.....	1	-1	.....	3	-3	.....	4	-4
Intrabudgetary transactions .....	-26	.....	-26	-34,597	.....	-34,597	-32,446	.....	-32,446
<b>Total—Other Defense Civil Programs .....</b>	<b>3,705</b>	<b>1</b>	<b>3,704</b>	<b>10,628</b>	<b>3</b>	<b>10,625</b>	<b>9,799</b>	<b>4</b>	<b>9,794</b>
<b>Environmental Protection Agency:</b>									
Science and technology .....	52	.....	52	175	.....	175	177	.....	177
Environmental programs and management .....	169	.....	169	513	.....	513	518	.....	518
State and tribal assistance grants .....	419	.....	419	1,024	.....	1,024	844	.....	844
Hazardous substance superfund .....	153	.....	153	396	.....	396	311	.....	311
Other .....	26	(**)	26	24	(**)	24	56	(**)	55
Proprietary receipts from the public .....	.....	7	-7	.....	13	-13	.....	29	-29
Intrabudgetary transactions .....	.....	.....	.....	.....	.....	.....	.....	.....	.....
Offsetting governmental receipts .....	.....	1	-1	.....	3	-3	.....	2	-2
<b>Total—Environmental Protection Agency .....</b>	<b>819</b>	<b>9</b>	<b>810</b>	<b>2,131</b>	<b>16</b>	<b>2,115</b>	<b>1,906</b>	<b>32</b>	<b>1,874</b>
<b>Executive Office of the President:</b>									
Compensation of the President and the White House Office .....									
Office .....	3	.....	3	9	.....	9	12	.....	12
Office of Management and Budget .....	4	.....	4	14	.....	14	18	.....	18
Office of National Drug Control Policy .....	2	.....	2	4	.....	4	6	.....	6
Emergency response fund .....	.....	.....	.....	.....	.....	.....	.....	.....	.....
Other .....	99	.....	99	299	.....	299	38	.....	38
<b>Total—Executive Office of the President .....</b>	<b>108</b>	.....	<b>108</b>	<b>327</b>	.....	<b>327</b>	<b>74</b>	.....	<b>74</b>
<b>General Services Administration:</b>									
Real Property Activities .....	-35	.....	-35	-106	.....	-106	38	.....	38
Supply and Technology Activities .....	76	.....	76	-85	.....	-85	31	.....	31
General Activities .....	32	.....	32	101	.....	101	69	.....	69
Proprietary receipts from the public .....	.....	1	-1	.....	21	-1	.....	31	-1
<b>Total—General Services Administration .....</b>	<b>73</b>	<b>1</b>	<b>72</b>	<b>-90</b>	<b>1</b>	<b>-91</b>	<b>139</b>	<b>1</b>	<b>137</b>
<b>International Assistance Program:</b>									
International Security Assistance:									
Foreign military loan program .....	18	60	-42	26	52	-26	40	83	-43
Foreign military financing program .....	465	.....	465	997	.....	997	1,214	.....	1,214
Economic support fund .....	144	.....	144	445	.....	445	876	.....	876
Other .....	102	.....	102	274	.....	274	99	.....	99
Proprietary receipts from the public .....	.....	.....	.....	.....	.....	.....	.....	.....	.....
<b>Total—International Security Assistance .....</b>	<b>729</b>	<b>60</b>	<b>669</b>	<b>1,742</b>	<b>52</b>	<b>1,690</b>	<b>2,228</b>	<b>83</b>	<b>2,145</b>
Multilateral Assistance:									
Contribution to the International Development Association .....									
Association .....	.....	.....	.....	209	.....	209	235	.....	235
International organizations and programs .....	1	.....	1	27	.....	27	4	.....	4
Other .....	2	.....	2	112	.....	112	78	.....	78
Proprietary receipts from the public .....	.....	.....	.....	.....	.....	.....	.....	.....	.....
<b>Total—Multilateral Assistance .....</b>	<b>2</b>	.....	<b>2</b>	<b>349</b>	.....	<b>349</b>	<b>317</b>	.....	<b>317</b>

**Table 5. Outlays of the U.S. Government, December 2003 and Other Periods—Continued**  
 [\$ millions]

Classification	This Month			Current Fiscal Year to Date			Prior Fiscal Year to Date		
	Gross Outlays	Applicable Receipts	Outlays	Gross Outlays	Applicable Receipts	Outlays	Gross Outlays	Applicable Receipts	Outlays
<b>International Assistance Program:—Continued</b>									
International Development Assistance:									
Agency for International Development:									
Economic assistance loans .....		105	-105		177	-177	2	185	-182
Sustainable development assistance program .....	118		118	375		375	292		292
Child survival and disease programs .....	115		115	352		352	258		258
Assistance for the independent States of the Former Soviet Union .....	41		41	119		119	165		165
Operating expenses .....	54		54	141		141	147		147
Payment to the Foreign Service retirement and disability fund .....									
Other .....	74	2	72	226	3	223	155	1	154
Proprietary receipts from the public .....								(*)	(*)
Intrabudgetary transactions .....									
<b>Total—Agency for International Development .....</b>	<b>401</b>	<b>107</b>	<b>295</b>	<b>1,212</b>	<b>180</b>	<b>1,033</b>	<b>1,020</b>	<b>186</b>	<b>834</b>
Overseas Private Investment Corporation:									
Overseas private investment corporation account .....	31	7	24	107	74	33	16	74	-58
Proprietary receipts from the public .....		19	-19		25	-25			
<b>Total—Overseas Private Investment Corporation .....</b>	<b>31</b>	<b>26</b>	<b>5</b>	<b>107</b>	<b>99</b>	<b>8</b>	<b>16</b>	<b>74</b>	<b>-58</b>
Peace Corps .....	25		25	55		55	66	(*)	66
Other .....	5		5	20		20	18		18
<b>Total—International Development Assistance .....</b>	<b>462</b>	<b>133</b>	<b>329</b>	<b>1,394</b>	<b>278</b>	<b>1,115</b>	<b>1,119</b>	<b>260</b>	<b>859</b>
International Monetary Programs .....	-741		-741	-903		-903	-580		-580
Military Sales Programs:									
Foreign military sales trust fund .....	887		887	2,561		2,561	2,804		2,804
Other .....					(*)	(*)	1	(*)	1
Proprietary receipts from the public .....		922	-922		2,652	-2,652		2,752	-2,752
Other .....									
<b>Total—International Assistance Program .....</b>	<b>1,340</b>	<b>1,115</b>	<b>225</b>	<b>5,142</b>	<b>2,983</b>	<b>2,159</b>	<b>5,889</b>	<b>3,094</b>	<b>2,794</b>
<b>National Aeronautics and Space Administration:</b>									
Human space flight .....	277		277	1,136		1,136	1,514		1,514
Science, aeronautics, and technology .....	611		611	1,667		1,667	1,837		1,837
Mission support .....	6		6	15		15	47		47
Other .....	484		484	628		628	5		5
<b>Total—National Aeronautics and Space Administration .....</b>	<b>1,378</b>		<b>1,378</b>	<b>3,447</b>		<b>3,447</b>	<b>3,404</b>		<b>3,404</b>
<b>National Science Foundation:</b>									
Research and related activities .....	285		285	1,061		1,061	1,002		1,002
Education and human resources .....	52		52	55		55	43		43
Other .....	44		44	64		64	40		40
<b>Total—National Science Foundation .....</b>	<b>381</b>		<b>381</b>	<b>1,181</b>		<b>1,181</b>	<b>1,086</b>		<b>1,086</b>
<b>Office of Personnel Management:</b>									
Government payment for annuitants, employees health and life insurance benefits .....	583		583	1,831		1,831	1,655		1,655
Payment to civil service retirement and disability fund .....									
Civil service retirement and disability fund .....	4,214		4,214	12,731		12,731	12,359		12,359
Employees life insurance fund .....	174	173	1	497	859	-362	467	905	-439
Employees and retired employees health benefits fund .....	2,269	2,173	96	6,553	6,673	-120	6,012	6,065	-53
Other .....	16		16	55		55	69		69
Intrabudgetary transactions:									
Civil service retirement and disability fund:									
General fund contributions .....									
Other .....	-3		-3	-9		-9	-8		-8
<b>Total—Office of Personnel Management .....</b>	<b>7,253</b>	<b>2,346</b>	<b>4,907</b>	<b>21,657</b>	<b>7,531</b>	<b>14,126</b>	<b>20,554</b>	<b>6,971</b>	<b>13,583</b>



**Table 5. Outlays of the U.S. Government, December 2003 and Other Periods—Continued**  
 [\$ millions]

Classification	This Month			Current Fiscal Year to Date			Prior Fiscal Year to Date		
	Gross Outlays	Applicable Receipts	Outlays	Gross Outlays	Applicable Receipts	Outlays	Gross Outlays	Applicable Receipts	Outlays
<b>Small Business Administration:</b>									
Public enterprise funds:									
Business loan fund .....	4	4	(* *)	41	-8	49	68	52	16
Disaster loan fund .....	6	2	4	20	1	19	37	(* *)	38
Other .....	(* *)	1	-1	1	2	-1	2	1	1
Other .....	65	(* *)	65	143	(* *)	143	134	(* *)	134
Proprietary receipts from the public .....	.....	.....	.....	.....	.....	.....	.....	.....	.....
<b>Total—Small Business Administration .....</b>	<b>76</b>	<b>7</b>	<b>68</b>	<b>205</b>	<b>-4</b>	<b>209</b>	<b>242</b>	<b>53</b>	<b>189</b>
<b>Social Security Administration:</b>									
Payments to social security trust funds .....	13	.....	13	3,875	.....	3,875	3,693	.....	3,693
Special benefits for disabled coal miners .....	(* *)	.....	(* *)	33	.....	33	106	.....	106
Supplemental security income program .....	5,734	.....	5,734	11,539	.....	11,539	11,099	.....	11,099
Federal old-age and survivors insurance trust fund (off-budget):									
Benefit payments .....	33,899	.....	33,899	100,936	.....	100,936	97,803	.....	97,803
Administrative expenses .....	280	.....	280	600	.....	600	568	.....	568
Payment to railroad retirement account .....	.....	.....	.....	.....	.....	.....	.....	.....	.....
Other .....	.....	.....	.....	.....	.....	.....	.....	.....	.....
<b>Total—FOASI trust fund .....</b>	<b>34,180</b>	<b>.....</b>	<b>34,180</b>	<b>101,536</b>	<b>.....</b>	<b>101,536</b>	<b>98,371</b>	<b>.....</b>	<b>98,371</b>
Federal disability insurance trust fund (off-budget):									
Benefit payments .....	6,106	.....	6,106	17,899	.....	17,899	16,742	.....	16,742
Administrative expenses .....	158	.....	158	480	.....	480	440	.....	440
Payment to railroad retirement account .....	.....	.....	.....	.....	.....	.....	.....	.....	.....
Other .....	.....	.....	.....	.....	.....	.....	(* *)	.....	(* *)
<b>Total—FDI trust fund .....</b>	<b>6,264</b>	<b>.....</b>	<b>6,264</b>	<b>18,379</b>	<b>.....</b>	<b>18,379</b>	<b>17,182</b>	<b>.....</b>	<b>17,182</b>
Other .....	2	.....	2	-12	.....	-12	41	.....	1
Proprietary receipts from the public:									
On-budget .....	.....	156	-156	.....	369	-369	.....	285	-285
Off-budget .....	.....	3	-3	.....	8	-8	.....	11	-11
Intrabudgetary transactions:									
Off-budget <sup>5</sup> .....	-13	.....	-13	-3,874	.....	-3,874	-3,692	.....	-3,692
<b>Total—Social Security Administration .....</b>	<b>46,180</b>	<b>159</b>	<b>46,021</b>	<b>131,476</b>	<b>378</b>	<b>131,099</b>	<b>126,760</b>	<b>295</b>	<b>126,465</b>
<b>Other independent agencies:</b>									
Appalachian Regional Commission .....	6	.....	6	25	1	24	23	1	22
Broadcasting Board of Governors .....	54	.....	54	149	.....	149	125	.....	125
Corporation for National and Community Service .....	67	.....	67	197	.....	197	220	.....	220
Corporation for Public Broadcasting .....	.....	.....	.....	380	.....	380	372	.....	372
District of Columbia:									
Courts .....	12	.....	12	43	.....	43	32	(* *)	32
Corrections .....	.....	.....	.....	.....	.....	.....	1	.....	1
General and special payments .....	41	.....	41	125	9	116	110	6	104
Financing .....	.....	.....	.....	.....	.....	.....	.....	.....	.....
Equal Employment Opportunity Commission .....	26	(* *)	26	72	(* *)	71	72	1	71
Export-Import Bank of the United States .....	51	110	-59	126	117	9	198	45	152
Federal Communications Commission:									
Universal service fund .....	426	.....	426	1,526	.....	1,526	1,489	.....	1,489
Spectrum auction program account .....	1	.....	1	3	.....	3	2	.....	2
Other .....	27	4	23	27	11	15	50	3	46
Federal Deposit Insurance Corporation:									
Bank insurance fund .....	67	-52	119	205	496	-290	306	681	-375
Savings association insurance fund .....	11	-20	32	36	142	-107	34	150	-116
FSLIC resolution fund:									
Resolution Trust Corporation closeout .....	2	3	(* *)	7	23	-15	16	217	-201
Other .....	1	3	-2	37	25	12	19	116	-97
Office of Inspector General .....	.....	.....	.....	.....	.....	.....	.....	.....	.....
<b>Total—Federal Deposit Insurance Corporation .....</b>	<b>82</b>	<b>-67</b>	<b>149</b>	<b>285</b>	<b>685</b>	<b>-400</b>	<b>375</b>	<b>1,165</b>	<b>-789</b>
Federal Drug Control Programs .....	16	.....	16	76	.....	76	210	.....	210
Legal Services Corporation .....	56	.....	56	86	.....	86	88	.....	88
National Archives and Records Administration .....	21	1	20	78	3	75	70	5	65
National Credit Union Administration .....	12	16	-4	35	273	-238	63	305	-241

**Table 5. Outlays of the U.S. Government, December 2003 and Other Periods—Continued**  
 [\$ millions]

Classification	This Month			Current Fiscal Year to Date			Prior Fiscal Year to Date		
	Gross Outlays	Applicable Receipts	Outlays	Gross Outlays	Applicable Receipts	Outlays	Gross Outlays	Applicable Receipts	Outlays
<b>Other independent agencies:—Continued</b>									
National Endowment for the Arts .....	9	.....	9	32	.....	32	29	.....	29
National Endowment for the Humanities .....	8	.....	8	25	.....	25	25	.....	25
Institute of Museum and Library Services .....	30	.....	30	48	.....	48	68	.....	68
National Labor Relations Board .....	18	.....	18	56	.....	56	52	.....	52
Nuclear Regulatory Commission .....	49	5	44	143	137	7	135	115	21
Postal Service:									
Public enterprise funds (off-budget) .....	5,343	6,553	-1,210	15,300	18,473	-3,173	15,115	19,117	-4,002
Payments to the Postal Service fund .....	.....	.....	.....	33	.....	33	69	.....	69
Railroad Retirement Board:									
Federal windfall subsidy .....	10	.....	10	30	.....	30	34	.....	34
Federal payments to the railroad retirement accounts ..	(* *)	.....	(* *)	142	.....	142	155	.....	155
Railroad unemployment insurance trust fund:									
Benefit payments .....	10	.....	10	25	.....	25	26	.....	26
Administrative expenses .....	.....	.....	.....	.....	.....	.....	.....	.....	.....
Rail industry pension fund:									
Benefit payments .....	297	.....	297	892	.....	892	864	.....	864
Advances from FOASDI fund .....	-97	.....	-97	-290	.....	-290	-289	.....	-289
OASDI certifications .....	95	.....	95	289	.....	289	289	.....	289
Administrative expenses .....	9	.....	9	24	.....	24	23	.....	23
Interest on refund of taxes .....	(* *)	.....	(* *)	(* *)	.....	(* *)	(* *)	.....	(* *)
Transfers to the National railroad retirement investment trust .....	155	.....	155	415	.....	415	8,250	.....	8,250
Other .....	(* *)	.....	(* *)	1	.....	1	1	.....	1
National railroad retirement investment trust:									
Benefit payments .....	.....	.....	.....	.....	.....	.....	.....	.....	.....
Administrative expenses .....	1	.....	1	1	.....	1	1	.....	1
Transfers to the railroad retirement trust funds from the National railroad retirement investment trust .....	303	.....	303	903	.....	903	.....	.....	.....
Supplemental annuity pension fund:									
Benefit payments .....	.....	.....	.....	.....	.....	.....	.....	.....	.....
Interest on refund of taxes .....	.....	.....	.....	.....	.....	.....	.....	.....	.....
Transfers to the National railroad retirement investment trust .....	.....	.....	.....	.....	.....	.....	.....	.....	.....
Railroad Social Security equivalent benefit account:									
Benefit payments .....	433	.....	433	1,302	.....	1,302	1,299	.....	1,299
Interest on refund of taxes .....	(* *)	.....	(* *)	(* *)	.....	(* *)	(* *)	.....	(* *)
Transfers to the National railroad retirement investment trust .....	.....	.....	.....	.....	.....	.....	.....	.....	.....
Other .....	.....	.....	.....	.....	.....	.....	.....	.....	.....
Proprietary receipts from the public .....	.....	300	-300	.....	1,388	-1,388	.....	510	-510
Intrabudgetary transactions:									
Payments from other funds to the railroad retirement trust funds .....	.....	.....	.....	.....	.....	.....	.....	.....	.....
Payments from the railroad retirement trust funds to the National railroad retirement investment trust .....	-155	.....	-155	-415	.....	-415	-8,250	.....	-8,250
Other .....	-303	.....	-303	-1,045	.....	-1,045	-155	.....	-155
Total—Railroad Retirement Board .....	759	300	459	2,275	1,388	887	2,247	510	1,738
Securities and Exchange Commission .....	27	.....	27	64	.....	64	48	.....	48
Smithsonian Institution .....	107	.....	107	170	.....	170	72	.....	72
Tennessee Valley Authority .....	2,002	3,139	-1,136	3,792	5,261	-1,469	2,775	2,714	62
Other .....	151	96	55	586	144	442	6,536	115	421
<b>Total—Other independent agencies .....</b>	<b>9,403</b>	<b>10,157</b>	<b>-755</b>	<b>25,756</b>	<b>26,501</b>	<b>-745</b>	<b>24,675</b>	<b>24,100</b>	<b>575</b>
<b>Undistributed offsetting receipts:</b>									
Other interest .....	.....	.....	.....	.....	(* *)	(* *)	.....	(* *)	(* *)
Department of Defense Medicare-Eligible Health Care Fund .....	-767	.....	-767	-2,276	.....	-2,276	-1,895	.....	-1,895
Employer share, employee retirement:									
Department of Health and Human Services:									
Federal hospital insurance trust fund:									
Federal employer contributions .....	-209	.....	-209	-627	.....	-627	-603	.....	-603
Postal Service employer contributions .....	-57	.....	-57	-171	.....	-171	-186	.....	-186
Payments for military service credits .....	.....	.....	.....	.....	.....	.....	.....	.....	.....
Department of State:									
Foreign Service retirement and disability fund .....	-13	.....	-13	-45	.....	-45	-41	.....	-41
Other Defense Civil Programs:									
Military retirement fund .....	-1,077	.....	-1,077	-3,378	.....	-3,378	-3,133	.....	-3,133
Office of Personnel Management:									
Civil service retirement and disability fund .....	-1,191	.....	-1,191	-3,767	.....	-3,767	-3,488	.....	-3,488
Social Security Administration (off-budget):									
Federal old-age and survivors insurance trust fund:									
Federal employer contributions .....	-684	.....	-684	-2,052	.....	-2,052	-1,956	.....	-1,956
Payments for military service credits .....	.....	.....	.....	.....	.....	.....	.....	.....	.....
Federal disability insurance trust fund:									
Federal employer contributions .....	-116	.....	-116	-348	.....	-348	-333	.....	-333
Payments for military service credits .....	.....	.....	.....	.....	.....	.....	.....	.....	.....
Other .....	.....	.....	.....	(* *)	.....	(* *)	-1	.....	-1
Total—Employer share, employee retirement .....	-3,347	.....	-3,347	-10,388	.....	-10,388	-9,740	.....	-9,740

**Table 5. Outlays of the U.S. Government, December 2003 and Other Periods—Continued**  
 [\$ millions]

Classification	This Month			Current Fiscal Year to Date			Prior Fiscal Year to Date		
	Gross Outlays	Applicable Receipts	Outlays	Gross Outlays	Applicable Receipts	Outlays	Gross Outlays	Applicable Receipts	Outlays
<b>Undistributed offsetting receipts:—Continued</b>									
Interest received by trust funds:									
Judicial Branch:									
Judicial survivors annuity fund .....	(*)		(*)	-7		-7	-7		-7
Department of Health and Human Services:									
Federal hospital insurance trust fund .....	-7,434		-7,434	-7,459		-7,459	-7,213		-7,213
Federal supplementary medical insurance trust fund .....	-706		-706	-783		-783	-1,247		-1,247
Department of Homeland Security:									
Oil spill liability trust fund .....	(*)		(*)	-5		-5	-3		-3
Other .....	2		2	8		8	(*)		(*)
Department of Labor:									
Unemployment trust fund .....	-1,369		-1,369	-1,413		-1,413	-2,075		-2,075
Department of State:									
Foreign Service retirement and disability fund .....	-378		-378	-378		-378	-384		-384
Department of Transportation:									
Airport and airway trust fund .....	-221		-221	-221		-221	-272		-272
Highway trust fund .....									
Department of Veterans Affairs:									
National service life insurance fund .....	-362		-362	-366		-366	-393		-393
United States government life insurance fund .....	-2		-2	-2		-2	-2		-2
Corps of Engineers .....	(*)		(*)	-1		-1	-2		-2
Other Defense Civil Programs:									
Military retirement fund .....	173		173	-3,926		-3,926	-4,178		-4,178
Educational benefits fund .....	1		1	-8		-8	-10		-10
Armed Forces Retirement Home .....	(*)		(*)	-2		-2	-2		-2
Environmental Protection Agency .....	-1		-1	-29		-29	-33		-33
National Aeronautics and Space Administration .....	(*)		(*)	(*)		(*)	(*)		(*)
Office of Personnel Management:									
Civil service retirement and disability fund .....	-17,704		-17,704	-17,730		-17,730	-18,095		-18,095
Social Security Administration (off-budget):									
Federal old-age and survivors insurance trust fund ...	-37,229		-37,229	-37,330		-37,330	-36,082		-36,082
Federal disability insurance trust fund .....	-4,774		-4,774	-4,791		-4,791	-4,661		-4,661
Independent agencies:									
Railroad Retirement Board .....	-3		-3	-9		-9	-743		-743
Other .....	-3		-3	-40		-40	-40		-40
Other .....	-1		-1	-10		-10	-10		-10
Total—Interest received by trust funds .....	-70,011		-70,011	-74,504		-74,504	-75,452		-75,452
Rents and royalties on the outer continental shelf lands .....		577	-577		1,025	-1,025		1,048	-1,048
Sale of major assets .....									
Spectrum auction proceeds .....									
<b>Total—Undistributed offsetting receipts .....</b>	<b>-74,125</b>	<b>577</b>	<b>-74,702</b>	<b>-87,168</b>	<b>1,025</b>	<b>-88,193</b>	<b>-87,087</b>	<b>1,048</b>	<b>-88,135</b>
<b>Total outlays .....</b>	<b>223,426</b>	<b>20,543</b>	<b>202,883</b>	<b>626,862</b>	<b>57,431</b>	<b>569,431</b>	<b>588,338</b>	<b>52,782</b>	<b>535,557</b>
<b>Total on-budget .....</b>	<b>220,454</b>	<b>13,987</b>	<b>206,467</b>	<b>540,042</b>	<b>38,950</b>	<b>501,093</b>	<b>504,394</b>	<b>33,654</b>	<b>470,740</b>
<b>Total off-budget .....</b>	<b>2,972</b>	<b>6,556</b>	<b>-3,584</b>	<b>86,820</b>	<b>18,481</b>	<b>68,339</b>	<b>83,944</b>	<b>19,128</b>	<b>64,816</b>
<b>Total surplus (+) or deficit .....</b>			<b>-16,153</b>			<b>-128,670</b>			<b>-108,209</b>
<b>Total on-budget .....</b>			<b>-59,719</b>			<b>-178,269</b>			<b>-161,367</b>
<b>Total off-budget .....</b>			<b>+43,566</b>			<b>+49,600</b>			<b>+53,159</b>

**MEMORANDUM**

Receipts offset against outlays

[\$ millions]

	Current Fiscal Year to Date	Comparable Period Prior Fiscal Year
Proprietary receipts .....	16,129	13,562
Intrabudgetary transactions .....	150,831	151,774
Governmental receipts .....	579	923
Total receipts offset against outlays .....	<u>167,539</u>	<u>166,259</u>

<sup>1</sup>Receipts have been decreased and outlays correspondingly decreased by \$8 million to reflect additional reporting in September 2003 by the Library of Congress.

<sup>2</sup>Outlays for the Department of Treasury have been decreased by \$13 million and outlays for the General Services Administration have been increased by \$13 million in October 2003 to reflect additional reporting by the General Services Administration.

<sup>3</sup>Outlays for the Department of Treasury have been increased by \$13 million and outlays for the General Services Administration have been decreased by \$13 million in September 2003 to reflect additional reporting by the General Services Administration.

<sup>4</sup>Outlays have been decreased by \$4 million to reflect additional reporting by the Social Security Administration for the month of September 2003.

<sup>5</sup>Includes FICA and SECA tax credits, non-contributory military service credits, special benefits for the aged, and credit for the unnegotiated OASI benefit checks.

<sup>6</sup>Outlays have been decreased by \$540 million to reflect additional reporting by the Farm Credit System Financial Assistance Corporation in September 2003.

... No Transactions.

(\*) Less than \$500,000.

Note: Details may not add to totals due to rounding.

**Table 6. Means of Financing the Deficit or Disposition of Surplus by the U.S. Government, December 2003 and Other Periods**

[\$ millions]

Assets and Liabilities Directly Related to Budget Off-budget Activity	Net Transactions (-) denotes net reduction of either liability or asset accounts			Account Balances Current Fiscal Year		
	This Month	Fiscal Year to Date		Beginning of		Close of This month
		This Year	Prior Year	This Year	This Month	
<b>Liability accounts:</b>						
Borrowing from the public:						
Treasury securities, issued under general Financing authorities:						
Debt held by the public .....	11,339	120,154	94,760	3,924,090	4,032,905	4,044,244
Intragovernmental holdings .....	61,560	94,491	82,712	2,859,230	2,892,161	12,953,720
Total Treasury securities outstanding .....	72,899	214,644	177,472	6,783,320	6,925,065	16,997,964
Plus premium on Treasury securities .....	-46	-137	335	4,181	4,089	4,043
Less discount on Treasury securities .....	-319	-201	-5,464	54,731	54,849	54,530
Total Treasury securities net of Premium and discount .....	73,172	214,708	183,270	6,732,770	6,874,305	6,947,478
Agency securities, issued under special financing authorities (see Schedule B. for other Agency borrowing, see Schedule C) .....	-1,097	-1,527	105	<sup>2</sup> 26,933	26,502	25,406
Total federal securities .....	72,076	213,181	183,375	6,759,702	6,900,808	6,972,884
Deduct:						
Federal securities held as investments of government accounts (see Schedule D) .....	61,298	95,160	82,674	2,859,291	2,893,152	2,954,451
Less discount on federal securities held as investments of government accounts .....	-63	575	-3,833	14,054	14,692	14,629
Net federal securities held as investments of government accounts .....	61,362	94,585	86,507	2,845,237	2,878,460	2,939,822
Total borrowing from the public .....	10,714	118,597	96,868	3,914,465	4,022,348	4,033,062
Accrued interest payable to the public .....	7,450	1,255	1,154	31,806	25,612	33,061
Allocations of special drawing rights .....	227	275	180	7,005	7,053	7,281
Deposit funds .....	150	89	1,272	<sup>3</sup> 9,941	9,880	10,030
Miscellaneous liability accounts (includes checks outstanding etc.) .....	-773	1,984	-979	7,282	10,039	9,266
<b>Total liability accounts .....</b>	<b>17,769</b>	<b>122,201</b>	<b>98,495</b>	<b>3,970,499</b>	<b>4,074,931</b>	<b>4,092,700</b>
<b>Asset accounts (deduct)</b>						
Cash and monetary assets:						
U.S. Treasury operating cash: <sup>4</sup>						
Federal Reserve account .....	-189	-1,501	-3,459	7,224	5,912	5,723
Tax and loan note accounts .....	11,974	-277	-24,422	27,735	15,484	27,458
Balance .....	11,785	-1,778	-27,881	34,960	21,396	33,181
Special drawing rights:						
Total holdings .....	395	575	456	12,062	12,243	12,638
SDR certificates issued to Federal Reserve Banks .....	.....	.....	.....	-2,200	-2,200	-2,200
Balance .....	395	575	456	9,862	10,043	10,438
Reserve position on the U.S. quota in the IMF:						
U.S. subscription to International Monetary Fund:						
Direct quota payments .....	.....	.....	.....	46,525	46,525	46,525
Maintenance of value adjustments .....	1,723	2,087	1,368	6,591	6,955	8,678
Letter of credit issued to IMF .....	-1,823	-2,434	517	-27,955	-28,566	-30,389
Dollar deposits with the IMF .....	-17	-16	19	-128	-127	-144
Receivable/Payable (-) for interim maintenance of value adjustments .....	-983	-1,184	-788	-961	-1,162	-2,145
Balance .....	-1,099	-1,547	1,116	24,072	23,624	22,524
Loans to International Monetary Fund .....	.....	.....	.....	.....	.....	.....
Other cash and monetary assets .....	-8,939	-2,794	9,197	<sup>5</sup> 45,999	52,144	43,205
Total cash and monetary assets .....	2,141	-5,544	-17,112	114,893	107,207	109,349
Non-federal securities of the national railroad Retirement investment trust .....	451	361	8,759	22,839	22,749	23,200
Net Activity, Guaranteed Loan Financing .....	-1,092	-1,259	-464	-15,555	-15,722	-16,814
Net Activity, Direct Loan Financing .....	-286	-1,193	-239	145,801	144,894	144,608
Miscellaneous asset accounts .....	401	1,166	-656	-55	711	1,112
<b>Total asset accounts .....</b>	<b>1,615</b>	<b>-6,469</b>	<b>-9,713</b>	<b>267,923</b>	<b>259,839</b>	<b>261,454</b>
<b>Excess of liabilities (+) or assets (-) .....</b>	<b>+16,153</b>	<b>+128,670</b>	<b>+108,209</b>	<b>+3,702,576</b>	<b>+3,815,093</b>	<b>+3,831,246</b>
Transactions not applied to current year's surplus or deficit (see Schedule A for Details) .....	(*)	(*)	.....	.....	(*)	(*)
<b>Total budget and off-budget federal entities (financing of deficit (+) or disposition of surplus (-)) .....</b>	<b>+16,153</b>	<b>+128,670</b>	<b>+108,209</b>	<b>+3,702,576</b>	<b>+3,815,093</b>	<b>+3,831,246</b>

<sup>1</sup>Totals for "Intragovernmental Holdings" and "Total Treasury Securities Outstanding" do not agree with Daily Treasury Statement (DTS) dated 12/31/03, due to an adjustment of \$3,348 million reported by the Bureau of the Public Debt after publication of the DTS.

<sup>2</sup>Includes an adjustment of -\$90 million to reflect additional reporting by the Farm Credit System Financial Assistance Corporation for the month of September 2003.

<sup>3</sup>Includes an adjustment of \$4 million to reflect additional reporting by the Social Security Administration for the month of September 2003.

<sup>4</sup>Major sources of information used to determine Treasury's operating cash balance include Federal Reserve Banks, the Treasury Regional Finance Centers, the Internal Revenue Service

Centers, the Bureau of the Public Debt and various electronic systems. Deposits are reflected as received and withdrawals are reflected as processed.

<sup>5</sup>Includes an adjustment of \$450 million to reflect additional reporting by the Farm Credit System Financial Assistance Corporation for the month of September 2003.

... No Transactions.

(\*) Less than \$500,000.

Note: Details may not add to totals due to rounding.

**Table 6. Schedule A—Analysis of Change in Excess of Liabilities of the U.S. Government, December 2003 and Other Periods**

Classification	[\$ millions]		
	This Month	Fiscal Year to Date	
		This Year	Prior Year
<b>Excess of liabilities beginning of period:</b>			
Based on composition of unified budget in preceding period .....	3,815,637	3,702,517	3,330,364
Adjustments during current fiscal year for changes in composition of unified budget:			
Revisions by federal agencies to the prior budget results .....	-544	59	-1,528
<b>Excess of liabilities beginning of period (current basis) .....</b>	<b>3,815,093</b>	<b>3,702,576</b>	<b>3,328,836</b>
<b>Budget surplus (-) or deficit:</b>			
Based on composition of unified budget in prior fiscal year .....	16,153	128,670	108,209
Changes in composition of unified budget .....	.....	.....	.....
<b>Total surplus (-) or deficit (Table 2) .....</b>	<b>16,153</b>	<b>128,670</b>	<b>108,209</b>
Total-on-budget (Table 2) .....	59,719	178,269	161,367
Total-off-budget (Table 2) .....	-43,566	-49,600	-53,159
<b>Transactions not applied to current year's surplus or deficit:</b>			
Reclassification of aged unreconciled accounts .....	(* *)	(* *)	.....
Total-transactions not applied to current year's surplus or deficit .....	(* *)	(* *)	.....
<b>Excess of liabilities close of period .....</b>	<b>3,831,246</b>	<b>3,831,246</b>	<b>3,437,045</b>

**Table 6. Schedule B—Securities Issued by Federal Agencies Under Special Financing Authorities, December 2003 and Other Periods**

Classification	[\$ millions]					
	This Month	Net Transactions (-) denotes net reduction of liability accounts		Account Balances Current Fiscal Year		
		Fiscal Year to Date		Beginning of		Close of This month
This Year	Prior Year	This Year	This Month			
<b>Agency securities, issued under special financing authorities:</b>						
Obligations guaranteed by the United States, issued by:						
Department of Housing and Urban Development:						
Federal Housing Administration .....	2	11	46	279	287	290
Obligations not guaranteed by the United States, issued by:						
Legislative Branch:						
Architect of the Capitol .....	1	4	4	166	168	169
Independent agencies:						
Farm Credit System Financial Assistance Corporation .....	.....	.....	.....	1325	325	325
Federal Communications Commission .....	.....	-34	.....	56	21	21
National Archives and Records Administration .....	.....	.....	.....	251	251	251
Tennessee Valley Authority .....	-1,100	-1,507	55	25,856	25,450	24,350
<b>Total agency securities .....</b>	<b>-1,097</b>	<b>-1,527</b>	<b>105</b>	<b>26,933</b>	<b>26,502</b>	<b>25,406</b>

<sup>1</sup>Includes an adjustment of -\$90 million to reflect additional reporting by the Farm Credit System Financial Assistance Corporation for the month of September 2003.  
... No Transactions.

(\* \*) Less than \$500,000.  
Note: Details may not add to totals due to rounding.

**Table 6. Schedule C (Memorandum)—Federal Agency Borrowing Financed Through the Issue of Treasury Securities, December 2003 and Other Periods**

[\$ millions]

Classification	Transactions			Account Balances Current Fiscal Year		
	This Month	Fiscal Year to Date		Beginning of		Close of This month
		This Year	Prior Year	This Year	This Month	
<b>Borrowing from the Treasury:</b>						
Department of Agriculture:						
Farm Service Agency:						
Commodity Credit Corporation .....	2,408	-8,438	-5,435	20,126	9,280	11,688
Agricultural credit insurance fund .....				4,433	4,433	4,433
Farm storage facility loans .....		10	4	280	290	290
Apple loans fund .....				10	10	10
Emergency boll weevil loan fund .....				4	4	4
Natural Resources Conservation Service .....				5	5	5
Rural Housing Service:						
Rural housing insurance .....		-65		10,300	10,235	10,235
Rural community facility loans fund .....				1,197	1,197	1,197
Rural Business – Cooperative Service:						
Rural business and industry loans .....				109	109	109
Rural development loan fund .....				203	203	203
Rural economic development loan fund .....				67	67	67
Rural Utilities Service:						
Rural water and waste disposal fund .....				4,787	4,787	4,787
Rural communication development fund .....				25	25	25
Rural electrification and telecommunications fund .....				10,093	10,093	10,093
Rural telephone bank .....				301	301	301
Distance learning and telemedicine program .....				85	85	85
Rural development insurance fund .....			-230			
Foreign Agricultural Service .....	551	551		1,321	1,321	1,873
Department of Commerce:						
Departmental Management:						
Emergency steel guaranteed loan fund .....				29	29	29
National Oceanic and Atmospheric Administration:						
Fisheries finance .....	14	52	14	171	209	223
Fishing vessel obligations .....				12	12	12
Department of Defense – Military:						
Family Housing improvement loans .....	4	5	9	64	65	69
Department of Education:						
College housing and academic facilities loans .....		-2	-3	151	149	149
Federal direct student loans .....	3,444	7,314	4,358	91,787	95,656	99,101
Department of Energy:						
Bonneville Power Administration fund .....			90	2,698	2,698	2,698
Department of Homeland Security:						
National flood insurance fund .....			-10			
Disaster assistance loan fund .....				8	8	8
Department of Housing and Urban Development:						
Public and Indian Housing Programs:						
Low-rent public housing – loans and other expenses .....		20	25		20	20
Housing Programs:						
Federal Housing Administration .....	1,500	1,500	500	8,794	8,794	10,294
Housing for the elderly and handicapped .....		-584		2,640	2,056	2,056
Department of the Interior:						
Helium fund .....				252	252	252
Bureau of Reclamation loan fund .....			(* *)	115	115	115
Bureau of Indian Affairs .....				25	25	25
Assistance to American Samoa loan fund .....			3	15	15	15
Department of Justice:						
Federal Prison Industries, Incorporated .....				20	20	20
Department of State:						
Repatriation loans .....				(* *)	(* *)	(* *)
Department of Transportation:						
Federal Aviation Administration:						
Aircraft purchase loan guarantee program .....				(* *)	(* *)	(* *)
Federal Highway Administration:						
Transportation infrastructure finance and innovation fund .....		91	7	132	224	224
Federal Railroad Administration:						
Alameda corridor project .....				545	545	545
Railroad rehabilitation and improvement loan fund .....	185	187		113	114	300
Other .....				(* *)	(* *)	(* *)
Maritime Administration:						
Ocean freight differential .....	2	-111		113		2
Maritime guaranteed loan (Title XI) fund .....				17	17	17
Department of Treasury:						
Departmental Offices:						
Community development financial institutions fund .....		(* *)	2	34	34	34
Federal Financing Bank revolving fund .....	-1,279	-5,203	12,479	36,657	32,733	31,454

**Table 6. Schedule C (Memorandum)—Federal Agency Borrowing Financed Through the Issue of Treasury Securities, December 2003 and Other Periods—Continued**

[\$ millions]

Classification	Transactions			Account Balances Current Fiscal Year		
	This Month	Fiscal Year to Date		Beginning of		Close of This month
		This Year	Prior Year	This Year	This Month	
<b>Borrowing from the Treasury:—Continued</b>						
Department of Veterans Affairs:						
Veterans housing benefit program fund .....	.....	.....	.....	2,825	2,825	2,825
Native American veteran housing fund .....	.....	.....	.....	25	25	25
Vocational rehabilitation loan fund .....	1	-2	1	5	2	3
Corps of Engineers:						
Washington aqueduct .....	(* *)	(* *)	-8	17	17	17
Environmental Protection Agency:						
Abatement, control, and compliance loan program .....	.....	.....	.....	21	21	21
General Services Administration:						
Land acquisition and development fund .....	.....	.....	.....	(* *)	(* *)	(* *)
International Assistance Program:						
International Security Assistance:						
Foreign military loan program .....	5	5	40	1,346	1,346	1,351
Military debt reduction .....	.....	.....	.....	222	222	222
Agency for International Development:						
International debt reduction .....	.....	.....	.....	78	78	78
Microenterprise and small enterprise development .....	.....	.....	.....	1	1	1
Overseas Private Investment Corporation .....	8	25	(* *)	196	214	222
Small Business Administration:						
Business loan fund .....	.....	1,400	155	1,546	2,946	2,946
Disaster loan fund .....	202	408	.....	5,081	5,287	5,489
Independent agencies:						
Export-Import Bank of the United States .....	.....	.....	.....	7,281	7,281	7,281
Federal Communications Commission:						
Spectrum auction loan fund .....	.....	.....	.....	5,065	5,065	5,065
Presidio trust fund .....	.....	.....	.....	50	50	50
Railroad Retirement Board:						
Social Security equivalent benefit account .....	285	809	792	2,954	3,478	3,763
Smithsonian Institution:						
John F. Kennedy Center parking facilities .....	.....	.....	.....	20	20	20
Tennessee Valley Authority .....	-150	.....	.....	.....	150	.....
<b>Total agency borrowing from the Treasury financed through Treasury securities issued .....</b>	<b>7,180</b>	<b>-2,028</b>	<b>12,792</b>	<b>224,472</b>	<b>215,264</b>	<b>222,444</b>
<b>Borrowing from the Federal Financing Bank:</b>						
Department of Agriculture:						
Rural Housing Service:						
Rural housing insurance fund .....	.....	.....	.....	1,830	1,830	1,830
Rural Utilities Service:						
Rural electrification and telecommunications fund .....	22	531	432	19,889	20,398	20,420
Rural development insurance fund .....	-125	-125	.....	805	805	680
Department of Defense – Military:						
Department of the Navy .....	.....	.....	.....	1,624	1,624	1,624
Defense agencies .....	.....	.....	.....	-1,017	-1,017	-1,017
Department of Education:						
Historically Black college and university capital financing fund .....	2	27	5	79	104	106
Department of Health and Human Services:						
Health maintenance organization loan and loan guarantee fund .....	.....	.....	.....	(* *)	(* *)	(* *)
Department of Housing and Urban Development:						
Low-rent housing – loans and other expenses .....	.....	-78	-74	1,133	1,055	1,055
Community development grants .....	(* *)	-1	-1	2	1	1
Department of the Interior:						
Assistance to territories .....	.....	.....	.....	10	10	10
Department of Transportation:						
Railroad rehabilitation and improvement loan fund .....	(* *)	(* *)	(* *)	3	3	3
General Services Administration:						
Federal buildings fund .....	-1	-5	-24	2,147	2,143	2,143
International Assistance Program:						
Foreign military financing program .....	-38	-54	-54	1,688	1,673	1,635
Small Business Administration:						
Business loan fund .....	-2	-5	-8	77	74	72
Independent agencies:						
Postal Service .....	-1,138	-5,023	-2,864	7,273	3,388	2,250
<b>Total borrowing from the Federal Financing Bank .....</b>	<b>-1,279</b>	<b>-4,734</b>	<b>-2,587</b>	<b>35,545</b>	<b>32,090</b>	<b>30,811</b>

Note: This table includes lending by the Federal Financing Bank accomplished by the purchase of agency financial assets, by the acquisition of agency debt securities, and by direct loans on behalf of an agency. The Federal Financing Bank borrows from Treasury and issues its own securities and in turn may loan these funds to agencies in lieu of agencies borrowing directly through Treasury or issuing their own securities.

... No Transactions.

(\* \*) Less than \$500,000.

Note: Details may not add to totals due to rounding.

**Table 6. Schedule D—Investments of Federal Government Accounts in Federal Securities, December 2003 and Other Periods**

[\$ millions]

Classification	Net Purchases or Sales (-)			Securities Held as Investments Current Fiscal Year		
	This Month	Fiscal Year to Date		Beginning of		Close of This month
		This Year	Prior Year	This Year	This Month	
<b>Federal funds:</b>						
Department of Agriculture .....	-7	12	4	41	61	54
Department of Commerce .....	-3	.....	3	.....	3	.....
Department of Defense-Military:						
Defense cooperation account .....	.....	.....	(* *)	(* *)	(* *)	(* *)
Department of Energy .....	2	993	788	29,291	30,283	30,284
Department of Homeland Security .....	-200	-114	.....	580	665	465
Department of Housing and Urban Development:						
Housing Programs:						
Federal Housing Administration fund .....	2,057	3,178	1,958	23,823	24,944	27,000
Government National Mortgage Association:						
Guarantees of mortgage-backed securities .....	-9	33	30	7,241	7,284	7,274
Other .....	.....	.....	245	.....	.....	.....
Department of the Interior .....	55	155	-10	4,108	4,209	4,264
Department of Labor .....	-186	-157	-259	13,074	13,103	12,917
Department of Transportation .....	.....	14	4	233	247	247
Department of the Treasury .....	12	-92	-59	10,867	10,762	10,774
Department of Veterans Affairs:						
Canteen service revolving fund .....	.....	-1	-3	31	30	30
Veterans reopened insurance fund .....	12	5	7	460	454	466
Servicemen's group life insurance fund .....	(* *)	(* *)	(* *)	6	6	6
Other Defense Civil Programs:						
Uniformed services retiree health care fund .....	106	16,535	15,369	18,445	34,874	34,980
Independent agencies:						
Federal Deposit Insurance Corporation:						
Bank insurance fund .....	-234	281	375	31,054	31,570	31,335
Savings association insurance fund .....	83	103	116	11,423	11,443	11,526
FSLIC resolution fund .....	2	-12	97	2,963	2,949	2,951
National Credit Union Administration .....	3	248	248	5,750	5,995	5,998
Postal Service .....	264	-1,737	981	2,651	650	914
Other .....	46	116	83	5,332	5,401	5,447
Other .....	1	-104	101	5,381	5,276	5,277
Total Treasury securities .....	2,004	19,456	20,077	172,755	190,207	192,210
<b>Total Federal funds .....</b>	<b>2,004</b>	<b>19,456</b>	<b>20,077</b>	<b>172,755</b>	<b>190,207</b>	<b>192,210</b>
<b>Trust funds:</b>						
Legislative Branch:						
Library of Congress .....	1	(* *)	-2	43	43	43
United States Tax Court .....	.....	(* *)	(* *)	8	8	8
Other .....	8	17	1	84	94	101
Judicial Branch:						
Judicial retirement funds .....	-3	3	-9	607	612	610
Department of Agriculture .....	-10	23	1	5	37	27
Department of Defense-Military:						
Voluntary separation incentive fund .....	-20	-23	-26	763	759	740
Other .....	1	2	-5	40	41	42



**Table 6. Schedule D—Investments of Federal Government Accounts in Federal Securities, December 2003 and Other Periods—Continued**

Classification	[\$ millions]					
	Net Purchases or Sales (-)			Securities Held as Investments Current Fiscal Year		
	This Month	Fiscal Year to Date		Beginning of		Close of This month
		This Year	Prior Year	This Year	This Month	
<b>Trust Funds—Continued</b>						
Department of Health and Human Services:						
Federal hospital insurance trust fund .....	4,800	5,432	6,420	251,307	251,939	256,739
Federal supplementary medical insurance trust fund .....	640	-1,138	-4,670	24,849	23,071	23,711
Other .....	-36	-65	18	2,010	1,981	1,945
Department of Homeland Security .....	-26	-43	-40	2,374	2,357	2,331
Department of the Interior .....	11	9	9	30	28	39
Department of Justice .....	(* *)	53	.....	.....	53	53
Department of Labor:						
Unemployment trust fund .....	-3,223	-6,669	-7,147	48,188	44,742	41,519
Other .....	-31	-51	-35	69	49	18
Department of State:						
Foreign Service retirement and disability fund .....	367	313	316	12,289	12,235	12,602
Other .....	.....	4	-1	12	16	16
Department of Transportation:						
Airport and airway trust fund .....	995	2,570	2,436	10,518	12,093	13,088
Highway trust fund .....	1,306	2,233	-357	13,578	14,504	15,811
Other .....	.....	.....	.....	(* *)	(* *)	(* *)
Department of Treasury .....	-34	-95	-92	450	388	354
Department of Veterans Affairs:						
General post fund, national homes .....	.....	-1	14	62	61	61
National service life insurance .....	289	148	173	11,246	11,106	11,394
United States government life insurance fund .....	1	(* *)	(* *)	56	55	56
Veterans special life insurance fund .....	61	49	52	1,850	1,838	1,899
Corps of Engineers .....	56	203	9	2,380	2,527	2,583
Other Defense Civil Programs:						
Military retirement fund .....	-1,881	15,891	17,293	172,362	190,134	188,253
Other .....	-19	-11	22	1,152	1,160	1,141
Environmental Protection Agency .....	-137	-294	-228	4,545	4,389	4,251
National Aeronautics and Space Administration .....	(* *)	(* *)	(* *)	14	14	14
Office of Personnel Management:						
Civil service retirement and disability fund:						
Treasury securities .....	15,037	9,854	10,376	601,709	596,526	611,563
Employees life insurance fund .....	-1	353	446	26,778	27,132	27,131
Employees and retired employees health benefits fund .....	-97	130	67	9,037	9,264	9,167
Social Security Administration:						
Federal old-age and survivors insurance trust fund .....	37,166	41,684	43,942	1,313,427	1,317,946	1,355,111
Federal disability insurance trust fund .....	4,340	4,460	5,093	170,793	170,912	175,252
Independent agencies:						
Harry S. Truman Memorial Scholarship trust fund .....	.....	.....	.....	55	55	55
Japan-United States Friendship Commission .....	.....	-1	(* *)	40	39	39
Railroad Retirement Board:						
Treasury securities .....	59	219	-11,363	1,179	1,339	1,398
Agency securities .....	-300	540	.....	.....	840	540
Other .....	-24	-92	-117	2,628	2,560	2,535
Total Treasury securities .....	59,595	75,164	62,596	2,686,536	2,702,106	2,761,700
Total agency securities .....	-300	540	.....	.....	840	540
<b>Total trust funds .....</b>	<b>59,295</b>	<b>75,704</b>	<b>62,596</b>	<b>2,686,536</b>	<b>2,702,946</b>	<b>2,762,240</b>
<b>Grand total .....</b>	<b>61,298</b>	<b>95,160</b>	<b>82,674</b>	<b>2,859,291</b>	<b>2,893,152</b>	<b>2,954,451</b>

... No Transactions.  
 (\* \*) Less than \$500,000.

Note: Investments are in Treasury securities unless otherwise noted.  
 Note: Details may not add to totals due to rounding.

**Table 6. Schedule E—Net Activity, Guaranteed and Direct Loan Financing, December 2003 and Other Periods**

[\$ millions]

Classification	Net Transactions (-) denotes net reduction of asset accounts			Account Balances Current Fiscal Year		
	This Month	Fiscal Year to Date		Beginning of		Close of This month
		This Year	Prior Year	This Year	This Month	
<b>Guaranteed Loan Financing Activity:</b>						
Department of Agriculture:						
Farm Service Agency:						
Commodity Credit Corporation export fund .....	-75	-71	-23	465	468	393
Agricultural credit insurance fund .....	(* *)	3	-1	-577	-574	-574
Rural Housing Service:						
Rural community facility loans .....	3	5	(* *)	2	4	7
Rural housing insurance fund .....	1	4	9	-361	-358	-357
Rural Business-Cooperative Service:						
Rural business and industry loans .....	19	25	25	-121	-115	-96
Rural Utilities Service:						
Rural water and waste disposal fund .....	(* *)	(* *)	(* *)	-24	-24	-24
Department of Commerce:						
General Administration:						
Emergency oil, gas, and steel account .....	(* *)	(* *)	-1	-53	-53	-53
National Oceanic and Atmospheric Administration:						
Fishing vessel obligations .....	(* *)	(* *)	(* *)	6	6	6
Department of Defense-Military .....		-4	2	-27	-30	-30
Department of Education:						
Office of Student Financial Assistance:						
Federal family education loans .....	-1,130	-1,888	-659	-10,193	-10,950	-12,081
Department of Health and Human Services:						
Health Resources and Services Administration:						
Health center loans .....				-1	-1	-1
Health education assistance loans .....	3	4	4	-253	-252	-249
Department of Housing and Urban Development:						
Public and Indian Housing Programs:						
Indian housing loans .....	(* *)	(* *)	(* *)	-14	-14	-14
Community Planning and Development:						
Community development loans .....		(* *)	(* *)	-46	-46	-46
Housing Programs:						
FHA-Mutual mortgage insurance loans .....	262	860	723	6,995	7,594	7,855
FHA-General and special risk fund .....	36	74	-210	-299	-261	-225
Government National Mortgage Association:						
Guarantees of mortgaged-backed securities .....	-33	-102	-111	-842	-910	-943
Department of the Interior:						
Bureau of Indian Affairs .....	(* *)	-1	(* *)	-52	-53	-53
Department of Transportation:						
Office of the Secretary:						
Minority business resource center fund .....			(* *)	-1	-1	-1
Federal Highway Administration:						
Transportation infrastructure finance and innovation fund .....				(* *)	(* *)	(* *)
Maritime Administration:						
Maritime guaranteed loan (Title XI) fund .....	-4	-4	-1	-266	-266	-270
Department of the Treasury:						
Departmental Offices:						
Air transportation stabilization fund .....		-25	-3	-546	-571	-571
Department of Veterans Affairs:						
Veterans Benefits Administration:						
Veterans housing benefit program fund .....	-10	-45	-52	-5,910	-5,944	-5,955
International Assistance Program:						
Agency for International Development:						
Loan guarantees to Israel .....	-37	-37		-828	-828	-865
Urban and environmental credit guaranteed loans .....	3	5	6	-54	-53	-49
Microenterprise and small enterprise development .....	(* *)	-5	(* *)	3	-3	-3
Development credit authority loan fund .....	(* *)	(* *)	(* *)	-4	-4	-4
Overseas Private Investment Corporation .....	-29	-41	-12	-646	-657	-687
Small Business Administration:						
Business loan fund .....	-21	135	61	911	1,068	1,046
Independent agencies:						
Export-Import Bank of the United States .....	-78	-153	-219	-2,821	-2,896	-2,974
<b>Net Activity, Guaranteed Loan Financing .....</b>	<b>-1,092</b>	<b>-1,259</b>	<b>-464</b>	<b>-15,555</b>	<b>-15,722</b>	<b>-16,814</b>
<b>Direct Loan Financing Activity:</b>						
Department of Agriculture:						
Farm Service Agency:						
Agricultural credit insurance fund .....	-80	-244	-172	3,012	2,848	2,769
Farm storage facility loans .....	4	16	5	163	175	179
Apple loans fund .....	(* *)	-1	-1	5	4	4
Emergency boll weevil loan fund .....				3	3	3
Natural Resources Conservation Service:						
Agricultural resource conservation demonstration program .....	(* *)	(* *)	1	-1	-1	-1
Rural Housing Service:						
Rural community facility loans fund .....	8	25	17	976	993	1,001
Rural housing insurance fund .....	-59	-166	-124	10,045	9,938	9,879
Rural Business-Cooperative Service:						
Rural business and industry loan fund .....	-1	-2	-2	67	66	65
Rural development loan fund .....	-1	-1	-1	199	198	197

**Table 6. Schedule E—Net Activity, Guaranteed and Direct Loan Financing, December 2003 and Other Periods—Continued**

[\$ millions]

Classification	Net Transactions (-) denotes net reduction of asset accounts			Account Balances Current Fiscal Year		
	This Month	Fiscal Year to Date		Beginning of		Close of This month
		This Year	Prior Year	This Year	This Month	
<b>Direct Loan Financing Activity:—Continued</b>						
Department of Agriculture:—Continued						
Rural economic development loan fund .....	1	-1	(* *)	63	62	62
Rural Utilities Service:						
Rural water and waste disposal loans .....	23	37	29	3,936	3,949	3,972
Rural electrification and telecommunications fund .....	338	806	961	13,624	14,092	14,430
Rural telephone bank .....	1	3	12	290	291	293
Distance learning and telemedicine program .....	3	3	4	83	83	86
Rural development insurance fund .....				1,065	1,065	1,065
Foreign Agricultural Service:						
P.L. 480 direct loan fund .....	-21	-63	-60	929	886	866
International debt reduction .....	-2	1	-1	-160	-157	-159
P.L. 480, title 1, Food for progress credits .....	-53	-63	-65	191	181	128
Department of Commerce:						
National Oceanic and Atmospheric Administration:						
Fisheries finance .....	30	38	1	164	172	202
Department of Defense-Military .....	4	23	8	45	64	68
Department of Education:						
Office of Postsecondary Education:						
College housing and academic facilities loans .....	(* *)	-1	(* *)	20	19	19
Historically Black college and university capital financing fund .....	2	27	5	79	104	106
Office of Student Financial Assistance:						
Federal direct student loans .....	-501	-1,129	-711	90,795	90,166	89,665
Department of Homeland Security:						
Disaster assistance loan fund .....		(* *)	(* *)	10	10	10
Department of Housing and Urban Development:						
Housing Programs:						
FHA-Mutual mortgage insurance loans .....	-14	(* *)	(* *)	-3	11	-3
FHA-General and special risk fund .....				(* *)	(* *)	(* *)
Department of the Interior:						
Bureau of Reclamation .....		-4	(* *)	107	103	103
Bureau of Indian Affairs .....	(* *)	(* *)	(* *)	11	11	11
Assistance to American Samoa loan fund .....		(* *)		14	14	14
Department of State:						
Administration of Foreign Affairs:						
Repatriation loans .....	(* *)	(* *)	(* *)	-3	-3	-3
Department of Transportation:						
Office of the Secretary:						
Minority business resource center .....			(* *)			
Federal Highway Administration:						
Transportation infrastructure finance and innovation fund .....		(* *)	(* *)	102	101	101
Federal Railroad Administration:						
Alameda corridor project .....	-69	-75		615	609	539
Railroad rehabilitation and improvement loan fund .....	186	186	4	114	114	300
Department of the Treasury:						
Departmental Offices:						
Community development financial institutions fund .....	(* *)	(* *)	1	33	33	33
Financial Management Service .....				(* *)	(* *)	(* *)
Department of Veterans Affairs:						
Veterans Benefits Administration:						
Veterans housing benefit program fund .....	-23	-374	120	2,512	2,161	2,138
Native American veteran housing fund .....	(* *)	1	(* *)	25	25	25
Vocational rehabilitation loan fund .....	(* *)	(* *)	(* *)	1	1	1
Environmental Protection Agency:						
Abatement, control, and compliance loan program .....	(* *)	-2	-2	21	19	19
International Assistance Program:						
International Security Assistance:						
Foreign military loan program .....	-19	-43	-70	1,301	1,277	1,257
Military debt reduction .....	-1	-3	(* *)	219	218	216
Agency for International Development:						
International debt reduction .....				-21	-21	-21
Microenterprise and small enterprise development .....				(* *)	(* *)	(* *)
Overseas Private Investment Corporation .....	9	24	-12	137	152	161
Small Business Administration:						
Business loan fund .....	-1	2	-17	111	114	114
Disaster loan fund .....	7	34	101	3,696	3,723	3,730
Independent agencies:						
Export-Import Bank of the United States .....	-54	-233	-251	6,191	6,012	5,958
Federal Communications Commission:						
Spectrum auction loan fund .....	-1	-14	-15	5,019	5,006	5,005
<b>Net Activity, Direct Loan Financing .....</b>	<b>-286</b>	<b>-1,193</b>	<b>-239</b>	<b>145,801</b>	<b>144,894</b>	<b>144,608</b>

Note: Federal credit programs provide benefits to the public in the form of direct loans and loan guarantees. This table reflects cash transactions and balances of the nonbudgetary financing fund accounts that result from the disbursement of loans, collection of fees, repayment of principle, sale of collateral, interest, and subsidy received from the credit program accounts at net present value in accordance with the *Credit Reform Act of 1990*. Unreimbursed costs such as

administrative expenses and subsidy payments are reported on a cash basis and included within each program's budgetary totals in Table 5.

... No Transactions.

(\* \*) Less than \$500,000.

Note: Details may not add to totals due to rounding.

**Table 7. Receipts and Outlays of the U.S. Government by Month, Fiscal Year 2004**  
 [\$ millions]

Classification	Oct.	Nov.	Dec.	Jan.	Feb.	March	April	May	June	July	Aug.	Sept.	Fiscal Year To Date	Comparable Period Prior F.Y.
<b>Receipts:</b>														
Individual income taxes .....	67,644	49,644	81,414										198,702	197,665
Corporation income taxes .....	3,672	198	39,303										43,173	32,989
Social insurance and retirement receipts:														
Employment and general retirement .....	49,497	53,513	52,906										155,917	156,598
Unemployment insurance .....	1,829	2,638	359										4,827	4,256
Other retirement .....	408	353	357										1,118	1,156
Excise taxes .....	4,632	5,845	5,877										16,354	16,051
Estate and gift taxes .....	2,191	1,777	1,818										5,786	5,556
Customs duties .....	1,982	1,495	1,597										5,074	4,845
Miscellaneous receipts .....	3,970	2,742	3,099										9,811	8,231
<b>Total—Receipts this year .....</b>	<b>135,825</b>	<b>118,207</b>	<b>186,730</b>										<b>440,762</b>	<b>.....</b>
<b>(On-budget) .....</b>	<b>98,337</b>	<b>77,738</b>	<b>146,748</b>										<b>322,824</b>	<b>.....</b>
<b>(Off-budget) .....</b>	<b>37,488</b>	<b>40,469</b>	<b>39,981</b>										<b>117,938</b>	<b>.....</b>
<i>Total—Receipts prior year .....</i>	<i>124,543</i>	<i>120,017</i>	<i>182,787</i>										<i>.....</i>	<i>427,348</i>
<i>(On budget) .....</i>	<i>88,051</i>	<i>80,651</i>	<i>140,670</i>										<i>.....</i>	<i>309,373</i>
<i>(Off budget) .....</i>	<i>36,492</i>	<i>39,366</i>	<i>42,117</i>										<i>.....</i>	<i>117,975</i>
<b>Outlays</b>														
Legislative Branch .....	405	290	331										1,026	868
Judicial Branch .....	478	384	437										1,299	1,218
Department of Agriculture:														
Commodity Credit Corporation and Foreign Agricultural Service .....	6,485	2,947	2,467										11,899	10,590
Other .....	4,790	4,406	5,722										14,919	15,260
Department of Commerce .....	419	479	498										1,396	1,433
Department of Defense:														
Military:														
Military Personnel .....	12,807	5,735	12,469										31,011	27,408
Operation and Maintenance .....	12,830	12,517	14,079										39,426	31,395
Procurement .....	5,066	5,817	7,288										18,171	15,894
Research, Development, Test, and Evaluation .....	5,147	3,884	5,300										14,332	13,578
Military Construction .....	615	544	638										1,798	1,480
Family Housing .....	343	227	311										881	823
Revolving and Management funds .....	267	20	961										1,248	2,358
Other .....	683	495	-331										848	709
<b>Total Military .....</b>	<b>37,759</b>	<b>29,239</b>	<b>40,716</b>										<b>107,714</b>	<b>93,645</b>
Department of Education .....	4,570	3,881	5,134										13,585	11,809
Department of Energy .....	2,166	1,332	1,871										5,369	5,297
Department of Health and Human Services:														
Public Health Service .....	3,672	3,298	4,093										11,063	9,880
Centers for Medicare and Medicaid Services:														
Grants to States for Medicaid .....	15,449	12,383	15,423										43,255	39,363
Federal hospital ins. trust fund .....	14,841	9,773	16,319										40,933	40,020
Federal supp. med. ins. trust fund .....	12,569	8,288	12,688										33,545	31,457
Other .....	7,160	7,351	10,894										25,405	19,828
Administration for Children and Families .....	3,619	3,858	3,957										11,434	12,086
Other .....	-8,739	-8,986	-12,495										-30,220	-24,441
Department of Homeland Security .....	2,381	2,094	2,144										6,619	6,242
Department of Housing and Urban Development .....	3,347	2,886	3,337										9,570	9,857
Department of the Interior .....	428	662	835										1,925	2,297
Department of Justice .....	2,178	1,836	1,971										5,985	5,123
Department of Labor:														
Unemployment trust fund .....	4,385	3,601	5,105										13,091	13,732
Other .....	1,088	987	1,060										3,135	2,821
Department of State .....	1,234	987	876										3,097	3,043
Department of Transportation:														
Highway trust fund .....	2,756	2,321	2,495										7,572	7,713
Other .....	2,059	1,437	1,985										5,481	5,360
Department of the Treasury:														
Interest on Treasury debt securities (gross) .....	13,312	19,292	82,436										115,040	118,218
Other .....	6,071	1,985	2,777										10,833	4,183
Department of Veterans Affairs:														
Compensation and pensions .....	4,574	155	4,610										9,338	8,796

**Table 7. Receipts and Outlays of the U.S. Government by Month, Fiscal Year 2004—Continued**  
 [\$ millions]

Classification	Oct.	Nov.	Dec.	Jan.	Feb.	March	April	May	June	July	Aug.	Sept.	Fiscal Year To Date	Comparable Period Prior F.Y.
<b>Outlays—Continued</b>														
National service life .....	80	68	74										222	220
United States Government Life .....	1	1	1										2	2
Other .....	2,411	2,291	2,488										7,189	6,384
Corps of Engineers .....	655	382	417										1,455	1,411
Other Defense Civil Programs .....	3,656	3,265	3,704										10,625	9,794
Environmental protection .....	600	704	810										2,115	1,874
Executive Office of the President .....	37	182	108										327	74
General Services Administration .....	17	-181	72										-91	137
International Assistance Program:														
International Security Assistance .....	291	730	669										1,690	2,145
Multilateral Assistance .....	334	12	2										349	317
International Development Assistance .....	463	323	329										1,115	859
Other .....	-21	-198	-776										-995	-527
National Aeronautics and Space Administration .....	878	1,191	1,378										3,447	3,404
National Science Foundation .....	410	389	381										1,181	1,086
Office of Personnel Management .....	4,878	4,341	4,907										14,126	13,583
Small Business Administration .....	59	82	68										209	189
Social Security Administration:														
Federal old-age and survivors ins. trust fund (off-budget) .....	33,809	33,547	34,180										101,536	98,371
Federal disability ins. trust fund (off-budget) .....	5,951	6,163	6,264										18,379	17,182
Other .....	5,632	-25	5,577										11,184	10,912
Independent agencies:														
Fed. Deposit Ins. Corp:														
Bank insurance fund .....	-16	-393	119										-290	-375
Savings association insurance fund .....	29	-168	32										-107	-116
FSLIC resolution fund:														
RTC closeout .....	-1	-14	(* *)										-15	-201
Other .....	28	-14	-2										12	-97
Office of Inspector General .....														
Postal Service:														
Public enterprise funds (off-budget) .....	-1,334	-630	-1,210										-3,173	-4,002
Payments to the Postal Service fund .....	33												33	69
Tennessee Valley Authority .....	-141	-191	-1,136										-1,469	62
Other independent agencies .....	1,831	990	1,443										4,264	5,235
Undistributed offsetting receipts:														
Employer share, employee retirement .....	-3,612	-3,429	-3,347										-10,388	-9,740
Interest received by trust funds .....	-30	-4,462	-70,011										-74,504	-75,452
Rents and royalties on outer continental shelf lands .....	-262	-185	-577										-1,025	-1,048
Sale of major assets .....														
Other .....	-755	-755	-767										-2,277	-1,895
<b>Totals this year:</b>														
<b>Total outlays .....</b>	<b>205,370</b>	<b>161,179</b>	<b>202,883</b>										<b>569,431</b>	<b>.....</b>
<b>(On-budget) .....</b>	<b>171,636</b>	<b>122,990</b>	<b>206,467</b>										<b>501,093</b>	<b>.....</b>
<b>(Off-budget) .....</b>	<b>33,734</b>	<b>38,189</b>	<b>-3,584</b>										<b>68,339</b>	<b>.....</b>
<b>Total-surplus (+) or deficit (-) .....</b>	<b>-69,545</b>	<b>-42,972</b>	<b>-16,153</b>										<b>-128,670</b>	<b>.....</b>
<b>(On-budget) .....</b>	<b>-73,299</b>	<b>-45,252</b>	<b>-59,719</b>										<b>-178,269</b>	<b>.....</b>
<b>(Off-budget) .....</b>	<b>+3,754</b>	<b>+2,280</b>	<b>+43,566</b>										<b>+49,600</b>	<b>.....</b>
<b>Total borrowing from the public ...</b>	<b>64,637</b>	<b>43,246</b>	<b>10,714</b>										<b>118,597</b>	<b>96,868</b>
<i>Total-outlays prior year .....</i>	<i>178,615</i>	<i>178,895</i>	<i>178,047</i>										<i>.....</i>	<i>535,557</i>
<i>(On-budget) .....</i>	<i>146,587</i>	<i>141,698</i>	<i>182,455</i>										<i>.....</i>	<i>470,740</i>
<i>(Off-budget) .....</i>	<i>32,028</i>	<i>37,196</i>	<i>-4,408</i>										<i>.....</i>	<i>64,816</i>
<i>Total-surplus (+) or deficit (-) prior year .....</i>	<i>-54,072</i>	<i>-58,877</i>	<i>+4,740</i>										<i>.....</i>	<i>-108,209</i>
<i>(On-budget) .....</i>	<i>-58,535</i>	<i>-61,047</i>	<i>-41,785</i>										<i>.....</i>	<i>-161,367</i>
<i>(Off-budget) .....</i>	<i>+4,464</i>	<i>+2,170</i>	<i>+46,525</i>										<i>.....</i>	<i>+53,159</i>

... No transactions.

(\* \*) Less than \$500,000.

Note: Details may not add to totals due to rounding.

**Table 8. Trust Fund Impact on Budget Results and Investment Holdings as of December 31, 2003**

[\$ millions]

Classification	This Month			Fiscal Year to Date			Securities held as Investments Current Fiscal Year		
	Receipts	Outlays	Excess	Receipts	Outlays	Excess	Beginning of		Close of This Month
							This Year	This Month	
<b>Trust receipts, outlays, and investments held:</b>									
Airport and airway .....	1,015	533	482	1,976	1,345	631	10,518	12,093	13,088
Black lung disability .....	43	31	12	99	94	5	.....	.....	.....
Federal disability insurance .....	10,696	6,264	4,432	22,556	18,379	4,177	170,793	170,912	175,252
Federal employees life and health .....	.....	97	-97	.....	-482	482	35,815	36,396	36,298
Federal employees retirement .....	19,670	4,269	15,401	23,097	12,904	10,193	614,613	609,381	624,782
Federal hospital insurance .....	20,465	16,379	4,085	45,991	41,097	4,895	251,307	251,939	256,739
Federal old-age and survivors insurance .....	72,104	34,180	37,924	143,786	101,536	42,250	1,313,427	1,317,946	1,355,111
Federal supplementary medical insurance .....	13,829	12,688	1,141	32,724	33,545	-821	24,849	23,071	23,711
Hazardous substance superfund .....	9	153	-145	15	396	-381	2,508	2,290	2,136
Highways .....	3,011	2,630	381	6,847	7,813	-966	13,578	14,504	15,811
Military advances .....	922	887	35	2,652	2,561	92	.....	.....	.....
Military retirement .....	904	3,001	-2,097	25,493	8,963	16,530	172,362	190,134	188,253
Railroad retirement .....	1,075	1,197	-122	3,869	3,538	331	1,179	2,179	1,938
Unemployment .....	1,808	5,115	-3,307	6,382	13,116	-6,734	48,188	44,742	41,519
Veterans life insurance .....	381	31	350	415	223	193	13,152	12,998	13,349
All other trust .....	301	386	-85	906	1,097	-190	14,247	14,360	14,253
<b>Total trust fund receipts and outlays and investments held from Table 6-D .....</b>	<b>146,233</b>	<b>87,843</b>	<b>58,390</b>	<b>316,810</b>	<b>246,124</b>	<b>70,686</b>	<b>2,686,536</b>	<b>2,702,946</b>	<b>2,762,240</b>
Less: Interfund transactions .....	88,603	88,603	.....	145,553	145,553	.....	.....	.....	.....
Trust fund receipts and outlays on the basis of Tables 4 & 5 .....	57,630	-760	58,390	171,257	100,571	70,686	.....	.....	.....
<b>Total Federal fund receipts and outlays .....</b>	<b>129,126</b>	<b>203,670</b>	<b>-74,544</b>	<b>269,586</b>	<b>468,941</b>	<b>-199,355</b>	.....	.....	.....
Less: Interfund transactions .....	27	27	.....	81	81	.....	.....	.....	.....
Federal fund receipts and outlays on the basis of Table 4 & 5 .....	129,099	203,643	-74,544	269,505	468,860	-199,355	.....	.....	.....
<b>Net budget receipts &amp; outlays .....</b>	<b>186,730</b>	<b>202,883</b>	<b>-16,153</b>	<b>440,762</b>	<b>569,431</b>	<b>-128,670</b>	.....	.....	.....

Note: Interfund receipts and outlays are transactions between Federal funds and trust funds such as Federal payments and contributions, and interest and profits on investments in Federal securities. They have no net effect on overall budget receipts and outlays since the receipts side

of such transactions is offset against budget outlays. In this table, Interfund receipts are shown as an adjustment to arrive at total receipts and outlays of trust funds respectively.

**Table 9. Summary of Receipts by Source, and Outlays by Function of the U.S. Government, December 2003 and Other Periods**

[\$ millions]

Classification	This Month	Fiscal Year To Date	Comparable Period Prior Fiscal Year
<b>NET RECEIPTS</b>			
Individual income taxes .....	81,414	198,702	197,665
Corporation income taxes .....	39,303	43,173	32,989
Social insurance and retirement receipts:			
Employment and general retirement .....	52,906	155,917	156,598
Unemployment insurance .....	359	4,827	4,256
Other retirement .....	357	1,118	1,156
Excise taxes .....	5,877	16,354	16,051
Estate and gift taxes .....	1,818	5,786	5,556
Customs duties .....	1,597	5,074	4,845
Miscellaneous receipts .....	3,099	9,811	8,231
<b>Total .....</b>	<b>186,730</b>	<b>440,762</b>	<b>427,348</b>
<b>NET OUTLAYS</b>			
National defense .....	42,305	112,313	98,254
International affairs .....	1,089	5,300	5,533
General science, space, and technology .....	2,054	5,524	5,378
Energy .....	-1,331	-1,881	-113
Natural resources and environment .....	2,350	6,858	6,842
Agriculture .....	3,280	13,584	12,628
Commerce and housing credit .....	-604	-2,636	-3,105
Transportation .....	5,261	15,558	16,440
Community and regional development .....	1,362	3,726	3,424
Education, training, employment and social services .....	7,408	20,177	18,025
Health .....	21,703	60,019	53,766
Medicare .....	26,588	67,383	64,976
Income security .....	29,483	79,313	79,155
Social security .....	40,437	119,892	115,540
Veterans benefits and services .....	7,216	16,789	15,374
Administration of justice .....	3,275	9,838	8,481
General government .....	2,106	9,747	5,320
Net interest .....	13,593	41,618	42,322
Undistributed offsetting receipts .....	-4,691	-13,689	-12,682
<b>Total .....</b>	<b>202,883</b>	<b>569,431</b>	<b>535,557</b>

... No transactions.

Note: Details may not add to totals due to rounding.

# Explanatory Notes

## 1. Flow of Data Into Monthly Treasury Statement

The *Monthly Treasury Statement (MTS)* is assembled from data in the central accounting system. The major sources of data include monthly accounting reports by Federal entities and disbursing officers, and daily reports from the Federal Reserve banks. These reports detail accounting transactions affecting receipts and outlays of the Federal Government and off-budget Federal entities, and their related effect on the assets and liabilities of the U.S. Government. Information is presented in the *MTS* on a modified cash basis.

## 2. Notes on Receipts

Receipts included in the report are classified into the following major categories: (1) budget receipts and (2) offsetting collections (also called applicable receipts). Budget receipts are collections from the public that result from the exercise of the Government's sovereign or governmental powers, excluding receipts offset against outlays. These collections, also called governmental receipts, consist mainly of tax receipts (including social insurance taxes), receipts from court fines, certain licenses, and deposits of earnings by the Federal Reserve System. Refunds of receipts are treated as deductions from gross receipts.

Offsetting collections are from other Government accounts or the public that are of a business-type or market-oriented nature. They are classified into two major categories: (1) offsetting collections credited to appropriations or fund accounts, and (2) offsetting receipts (i.e., amounts deposited in receipt accounts). Collections credited to appropriation or fund accounts normally can be used without appropriation action by Congress. These occur in two instances: (1) when authorized by law, amounts collected for materials or services are treated as reimbursements to appropriations and (2) in the three types of revolving funds (public enterprise, intragovernmental, and trust); collections are netted against spending, and outlays are reported as the net amount.

Offsetting receipts in receipt accounts cannot be used without being appropriated. They are subdivided into two categories: (1) proprietary receipts—these collections are from the public and they are offset against outlays by agency and by function, and (2) intragovernmental funds—these are payments into receipt accounts from Governmental appropriation or funds accounts. They finance operations within and between Government agencies and are credited with collections from other Government accounts. The transactions may be intrabudgetary when the payment and receipt both occur within the budget or from receipts from off-budget Federal entities in those cases where payment is made by a Federal entity whose budget authority and outlays are excluded from the budget totals.

Intrabudgetary transactions are subdivided into three categories: (1) interfund transactions, where the payments are from one fund group (either Federal funds or trust funds) to a receipt account in the other fund group; (2) Federal intrafund transactions, where the payments and receipts both occur within the Federal fund group; and (3) trust intrafund transactions, where the payments and receipts both occur within the trust fund group.

Offsetting receipts are generally deducted from budget authority and outlays by function, by subfunction, or by agency. There are four types of receipts, however, that are deducted from budget totals as undistributed offsetting receipts. They are: (1) agencies' payments (including payments by off-budget Federal entities) as employers into employees retirement funds, (2) interest received by trust funds, (3) rents and royalties on the Outer Continental Shelf lands, and (4) other interest (i.e., interest collected on Outer Continental Shelf money in deposit funds when such money is transferred into the budget).

## 3. Notes on Outlays

Outlays are generally accounted for on the basis of checks issued, electronic funds transferred, or cash payments made. Certain outlays do not require issuance of cash or checks. An example is charges made against appropriations for that part of employees' salaries withheld for taxes or savings bond allotments — these are counted as payments to the employee and credits for whatever purpose the money was withheld.

Outlays are stated net of offsetting collections (including receipts of revolving and management funds) and of refunds. Interest on the public debt (public issues) is recognized on the accrual basis. Federal credit programs subject to the Federal Credit Reform Act of 1990 use the cash basis of accounting and are divided into two components. The portion of the credit activities that involve a cost to the Government (mainly subsidies) is included within the budget program accounts. The remaining portion of the credit activities are in non-budget financing accounts. Outlays of off-budget Federal entities are excluded by law from budget totals. However, they are shown separately and combined with the on-budget outlays to display total Federal outlays.

## 4. Processing

The data on payments and collections are reported by account symbol into the central accounting system. In turn, the data are extracted from this system for use in the preparation of the *MTS*.

There are two major checks which are conducted to assure the consistency of the data reported:

1. Verification of payment data. The monthly payment activity reported by Federal entities on their Statements of Transactions is compared to the payment activity of Federal entities as reported by disbursing officers.
2. Verification of collection data. Reported collections appearing on Statements of Transactions are compared to deposits as reported by Federal Reserve banks.

## 5. Other Sources of Information About Federal Government Financial Activities

- *A Glossary of Terms Used in the Federal Budget Process, January 1993* (Available from the U.S. General Accounting Office, P.O. Box 6015, Gaithersburg, Md. 20877). This glossary provides a basic reference document of standardized definitions of terms used by the Federal Government in the budgetmaking process.

- *Daily Treasury Statement* (Available on the Internet at <http://www.fms.treas.gov/>). The *Daily Treasury Statement* is published each working day of the Federal Government and provides data on the cash and debt operations of the Treasury.

- *Monthly Statement of the Public Debt of the United States* (Available from GPO, Washington, D.C. 20402 on a subscription basis only and on the Internet at <http://www.publicdebt.treas.gov/opd/opd.htm>). This publication provides detailed information concerning the public debt.

- *Treasury Bulletin* (Available from GPO, Washington, D.C. 20402, by subscription or single copy and on the Internet at <http://www.fms.treas.gov/>). Quarterly. Contains a mix of narrative, tables, and charts on Treasury issues, Federal financial operations, international statistics, and special reports.

- *Budget of the United States Government, Fiscal Year 20* — (Available from GPO, Washington, D.C. 20402 and on the Internet at <http://access.gpo.gov/>). This publication is a single volume which provides budget information and contains:

- Budget of the United States Government, FY 20* —
- Appendix, The Budget of the United States Government, FY 20* —
- Analytical Perspectives*
- Historical Tables*
- Citizens Guide to the Federal Budget*

- *Combined Statement of Receipts, Outlays, and Balances of the United States Government* (Available from Financial Management Service, U.S. Department of the Treasury, Washington, D.C. 20227 and on the Internet at <http://www.fms.treas.gov/annualreport>). This report includes budgetary results at the summary level and presents individual receipt and appropriation accounts at the detail level.

**Scheduled Release**

**The release date for the MTS has been accelerated by one day.**

**The release date for the January Statement  
will be 2:00 pm EST February 12, 2004.**

For sale by the Superintendent of Documents, U.S. Government Printing  
Office, Washington, D.C. 20402 (202) 512-1800. The subscription price is  
\$58.00 per year (domestic), \$81.20 per year (foreign).  
No single copies are sold.

The Monthly Treasury Statement is now available on the Department of Commerce's Economic Bulletin Board.  
For information call (202) 482-1986.

Internet service subscribers can access the current issue of the Monthly Treasury Statement through the  
Financial Management Service's home page:

<http://www.fms.treas.gov/>