

# Monthly Treasury Statement

of Receipts and Outlays  
of the United States Government

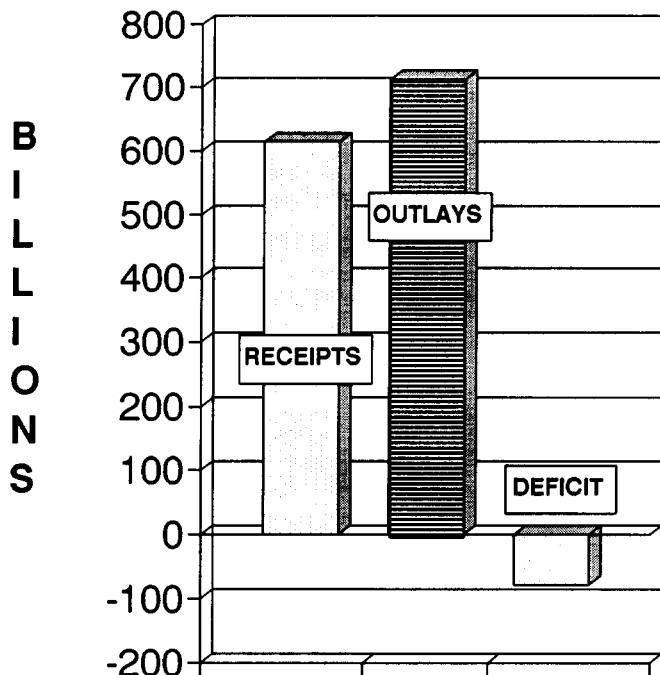
For Fiscal Year 2003 Through **January 31, 2003**, and Other Periods

## Highlight

The budget estimates provided in Tables 2 and 3 are based on the *FY 2004 Budget*, released by the Office of Management and Budget on February 3, 2003.

Military active duty pay, veterans' benefits, supplemental security income payments, and Medicare payments to health maintenance organizations for February 1, 2003 were accelerated to January 31, 2003.

### RECEIPTS, OUTLAYS, AND SURPLUS/DEFICIT THROUGH JANUARY 2003



#### Contents

Summary, page 2

Receipts, page 6

Outlays, page 7

Means of financing, page 20

Receipts/outlays by month, page 28

Federal trust funds/securities, page 30

Receipts by source/outlays by  
function, page 30

Explanatory notes, page 31

Compiled and Published by

*Department of the Treasury*  
**Financial Management Service**

# Introduction

The *Monthly Treasury Statement of Receipts and Outlays of the United States Government (MTS)* is prepared by the Financial Management Service, Department of the Treasury, and after approval by the Fiscal Assistant Secretary of the Treasury, is normally released on the 14th workday of the month following the reporting month. The publication is based on data provided by Federal entities, disbursing officers, and Federal Reserve banks.

## Audience

The *MTS* is published to meet the needs of: Those responsible for or interested in the cash position of the Treasury; Those who are responsible for or interested in the Government's budget results; and individuals and businesses whose operations depend upon or are related to the Government's financial operations.

## Disclosure Statement

This statement summarizes the financial activities of the Federal Government and off-budget Federal entities conducted in accordance with the Budget of the U.S. Government, i.e., receipts and outlays of funds, the surplus or deficit, and the means of financing the deficit or disposing of the surplus. Information is presented on a modified cash basis: receipts are accounted for on the basis of collections; refunds of receipts are treated as deductions from gross receipts; revolving and

management fund receipts, reimbursements and refunds of monies previously expended are treated as deductions from gross outlays; and interest on the public debt (public issues) is recognized on the accrual basis. Major information sources include accounting data reported by Federal entities, disbursing officers, and Federal Reserve banks.

## Triad of Publications

The *MTS* is part of a triad of Treasury financial reports. The *Daily Treasury Statement* is published each working day of the Federal Government. It provides data on the cash and debt operations of the Treasury based upon reporting of the Treasury account balances by Federal Reserve banks. The *MTS* is a report of Government receipts and outlays, based on agency reporting. The *Combined Statement of Receipts, Outlays, and Balances of the United States Government* is the official publication of the detailed receipts and outlays of the Government. It is published annually in accordance with legislative mandates given to the Secretary of the Treasury.

## Data Sources and Information

The Explanatory Notes section of this publication provides information concerning the flow of data into the *MTS* and sources of information relevant to the *MTS*.

**Table 1. Summary of Receipts, Outlays, and the Deficit/Surplus of the U.S. Government, Fiscal Years 2002 and 2003, by Month**

[\$ millions]			
Period	Receipts	Outlays	Deficit/Surplus (-)
<b>FY 2002</b>			
October .....	157,163	164,819	7,656
November .....	121,233	175,500	54,267
December .....	187,914	161,347	-26,567
January .....	203,452	159,723	-43,729
February .....	97,962	174,018	76,056
March .....	111,220	175,458	64,238
April .....	237,426	170,257	-67,170
May .....	102,496	183,127	80,631
June .....	182,633	153,562	-29,071
July .....	134,409	163,568	29,159
August .....	124,619	179,328	54,709
September .....	192,698	150,310	-42,388
<b>Year-to-Date .....</b>	<b><u>1,853,225</u></b>	<b><u>12,011,016</u></b>	<b><u>1157,791</u></b>
<b>FY 2003</b>			
October .....	124,557	178,549	53,992
November .....	120,037	179,135	59,099
December .....	182,799	178,426	-4,373
January .....	187,897	176,786	-11,111
<b>Year-to-Date .....</b>	<b><u>615,289</u></b>	<b><u>712,896</u></b>	<b><u>97,607</u></b>

<sup>1</sup>The receipt, outlay and deficit figures differ from the *FY 2004 Budget*, released by the Office of Management and Budget on February 3, 2003, by \$11 million due mainly to revisions in the data following the release of the Final Monthly Treasury Statement.

Note: Details may not add to totals due to rounding.

**Table 2. Summary of Budget and Off-Budget Results and Financing of the U.S. Government, January 2003 and Other Periods**

[\$ millions]

Classification	This Month	Current Fiscal Year to Date	Budget Estimates Full Fiscal Year <sup>1</sup>	Prior Fiscal Year to Date (2002)	Budget Estimates Next Fiscal Year (2004) <sup>1</sup>
<b>Total on-budget and off-budget results:</b>					
Total receipts .....	187,897	615,289	1,836,218	669,761	1,922,025
On-budget receipts .....	138,697	448,114	1,304,653	509,860	1,365,857
Off-budget receipts .....	49,200	167,175	531,565	159,901	556,168
Total outlays .....	176,786	712,896	2,140,377	661,388	2,229,425
On-budget outlays .....	142,064	613,358	1,772,280	564,314	1,847,924
Off-budget outlays .....	34,722	99,539	368,097	97,074	381,501
Total surplus (+) or deficit (-) .....	+11,111	-97,607	-304,159	+8,373	-307,400
On-budget surplus (+) or deficit (-) .....	-3,367	-165,244	-467,627	-54,454	-482,067
Off-budget surplus (+) or deficit (-) .....	+14,478	+67,637	+163,468	+62,827	+174,667
Total on-budget and off-budget financing .....	-11,111	97,607	304,159	-8,373	307,400
<b>Means of financing:</b>					
Borrowing from the public .....	-10,897	85,971	338,011	44,288	287,624
Reduction of operating cash, increase (-) .....	1,835	29,716	10,886	-31,149	.....
By other means .....	-2,049	-18,079	-44,738	-21,512	19,776

<sup>1</sup>These figures are based on the *FY 2004 Budget*, released by the Office of Management and Budget on February 3, 2003.

... No Transactions.  
Note: Details may not add to totals due to rounding.

**Figure 1. Monthly Receipts, Outlays, and Budget Deficit/Surplus of the U.S. Government, Fiscal Years 2002 and 2003**

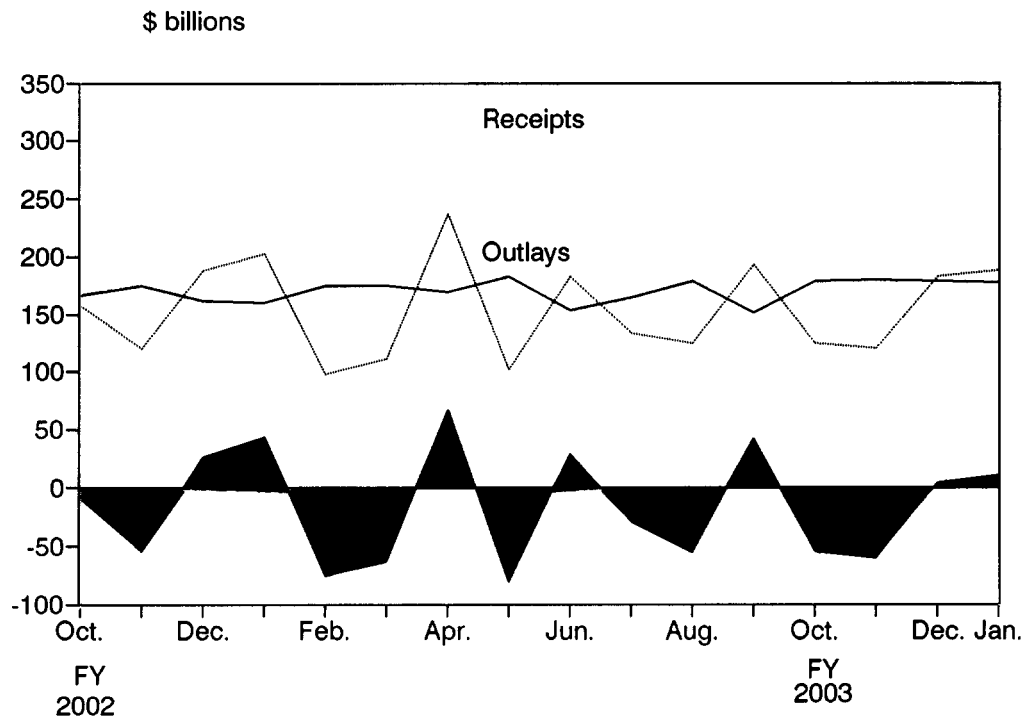


Figure 2. Monthly Receipts of the U.S. Government, by Source, Fiscal Years 2002 and 2003

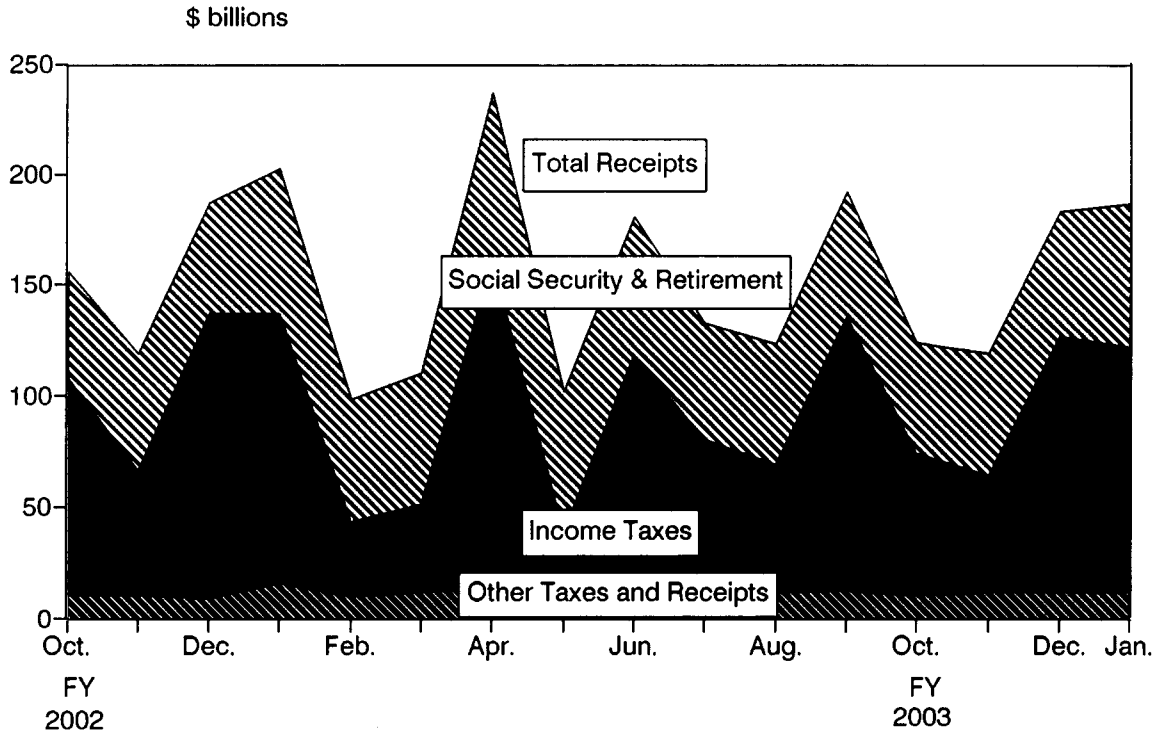
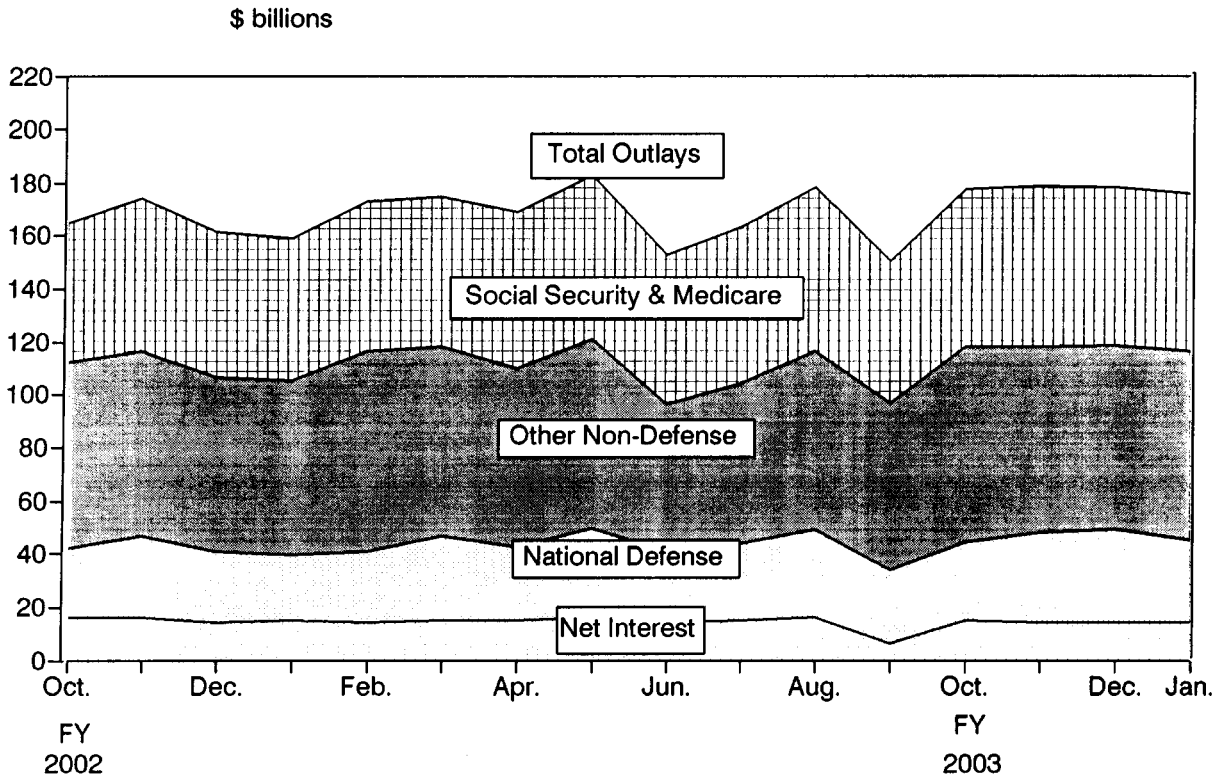


Figure 3. Monthly Outlays of the U.S. Government, by Function, Fiscal Years 2002 and 2003



**Table 3. Summary of Receipts and Outlays of the U.S. Government, January 2003 and Other Periods**

[\$ millions]

Classification	This Month	Current Fiscal Year to Date	Comparable Prior Period Year to Date	Budget Estimates Full Fiscal Year <sup>1,2</sup>
<b>Budget Receipts</b>				
Individual income taxes .....	108,825	306,490	338,437	849,053
Corporation income taxes .....	1,193	34,182	64,948	143,186
Social insurance and retirement receipts:				
Employment and general retirement (off-budget) .....	49,200	167,175	159,901	531,565
Employment and general retirement (on-budget) .....	14,398	53,022	52,131	156,267
Unemployment insurance .....	1,362	5,618	5,332	34,230
Other retirement .....	431	1,586	1,485	4,531
Excise taxes .....	5,395	21,446	20,671	68,416
Estate and gift taxes .....	2,000	7,557	8,976	20,209
Customs duties .....	1,681	6,526	6,349	19,052
Miscellaneous receipts .....	3,411	11,686	11,530	34,709
Adjustment for revenue uncertainty .....	.....	.....	.....	-25,000
<b>Total Receipts .....</b>	<b>187,897</b>	<b>615,289</b>	<b>669,761</b>	<b>1,836,218</b>
<b>(On-budget) .....</b>	<b>138,697</b>	<b>448,114</b>	<b>509,860</b>	<b>1,304,653</b>
<b>(Off-budget) .....</b>	<b>49,200</b>	<b>167,175</b>	<b>159,901</b>	<b>531,565</b>
<b>Budget Outlays</b>				
Legislative Branch .....	291	1,159	1,155	3,961
Judicial Branch .....	520	1,738	1,516	5,419
Department of Agriculture .....	7,753	33,603	32,164	72,773
Department of Commerce .....	437	1,870	1,824	5,790
Department of Defense-Military .....	29,762	123,407	103,696	358,155
Department of Education .....	6,631	18,440	14,908	59,481
Department of Energy .....	1,635	6,932	6,512	19,796
Department of Health and Human Services .....	41,675	169,868	150,909	502,013
Department of Homeland Security .....	.....	.....	.....	28,155
Department of Housing and Urban Development .....	3,053	12,910	11,710	37,987
Department of the Interior .....	338	2,634	3,635	10,357
Department of Justice .....	1,843	7,963	8,074	22,156
Department of Labor .....	6,647	23,200	18,232	70,746
Department of State .....	426	3,469	3,980	10,977
Department of Transportation .....	3,654	20,149	20,465	52,280
Department of the Treasury:				
Interest on Treasury debt securities (gross) .....	13,163	131,382	134,051	328,316
Other .....	2,349	7,280	6,426	40,487
Department of Veterans Affairs .....	4,928	20,330	16,668	56,946
Corps of Engineers .....	385	1,795	1,759	4,146
Other Defense Civil Programs .....	3,534	13,328	11,630	40,148
Environmental Protection Agency .....	683	2,557	2,319	7,958
Executive Office of the President .....	39	125	226	334
Federal Emergency Management Agency .....	483	1,601	1,357	.....
General Services Administration .....	-43	94	-117	424
International Assistance Program .....	1,018	3,812	7,866	13,020
National Aeronautics and Space Administration .....	1,137	4,541	4,734	14,599
National Science Foundation .....	338	1,424	1,270	4,853
Office of Personnel Management .....	4,507	18,090	17,953	55,793
Small Business Administration .....	58	247	270	1,553
Social Security Administration .....	41,915	168,380	157,999	509,910
Other independent agencies .....	1,841	2,914	5,151	10,756
Allowances .....	.....	.....	.....	-1,125
Undistributed offsetting receipts:				
Interest .....	216	-75,236	-72,670	-157,501
Other .....	-4,429	-17,112	-14,281	-50,286
<b>Total outlays .....</b>	<b>176,786</b>	<b>712,896</b>	<b>661,388</b>	<b>2,140,377</b>
<b>(On-budget) .....</b>	<b>142,064</b>	<b>613,358</b>	<b>564,314</b>	<b>1,772,280</b>
<b>(Off-budget) .....</b>	<b>34,722</b>	<b>99,539</b>	<b>97,074</b>	<b>368,097</b>
<b>Surplus (+) or deficit (-) .....</b>	<b>+11,111</b>	<b>-97,607</b>	<b>+8,373</b>	<b>-304,159</b>
<b>(On-budget) .....</b>	<b>-3,367</b>	<b>-165,244</b>	<b>-54,454</b>	<b>-467,627</b>
<b>(Off-budget) .....</b>	<b>+14,478</b>	<b>+67,637</b>	<b>+62,827</b>	<b>+163,468</b>

<sup>1</sup>These figures are based on the *FY 2004 Budget*, released by the Office of Management and Budget on February 3, 2003.

<sup>2</sup>Budget estimates for outlays by agency include the new Department of Homeland Security. They are not strictly comparable to the actuals, which continue to show the pre-Homeland

Security account structure. The actuals will be adjusted to incorporate the new structure later this year.

... No Transactions.

Note: Details may not add to totals due to rounding.

**Table 4. Receipts of the U.S. Government, January 2003 and Other Periods**

[\$ millions]

Classification	This Month			Current Fiscal Year to Date			Prior Fiscal Year to Date		
	Gross Receipts	Refunds (Deduct)	Receipts	Gross Receipts	Refunds (Deduct)	Receipts	Gross Receipts	Refunds (Deduct)	Receipts
<b>Individual income taxes:</b>									
Withheld	168,904			261,814			281,073		
Presidential Election Campaign Fund	-3			-2			3		
Other	143,778			60,084			68,191		
<b>Total—Individual income taxes</b>	<b>112,678</b>	<b>3,853</b>	<b>108,825</b>	<b>321,896</b>	<b>15,406</b>	<b>306,490</b>	<b>349,267</b>	<b>10,830</b>	<b>338,437</b>
<b>Corporation income taxes</b>	<b>4,883</b>	<b>3,690</b>	<b>1,193</b>	<b>57,748</b>	<b>23,566</b>	<b>34,182</b>	<b>84,103</b>	<b>19,156</b>	<b>64,948</b>
<b>Social insurance and retirement receipts:</b>									
Employment and general retirement:									
Federal old-age and survivors ins. trust fund:									
Federal Insurance Contributions Act taxes	139,743		39,743	140,060		140,060	135,120		135,120
Self-Employment Contributions Act taxes	14,092		4,092	4,626		4,626	4,544		4,544
Deposits by States				(*)		(*)			
Adjustments attributable to prior years	1-1,777		-1,777	-1,777		-1,777	-2,970		-2,970
<b>Total—FOAS trust fund</b>	<b>42,058</b>		<b>42,058</b>	<b>142,909</b>		<b>142,909</b>	<b>136,694</b>		<b>136,694</b>
Federal disability insurance trust fund:									
Federal Insurance Contributions Act taxes	16,748		6,748	23,782		23,782	22,946		22,946
Self-Employment Contributions Act taxes	1695		695	785		785	771		771
Deposits by States				(*)		(*)			
Adjustments attributable to prior years	1-301		-301	-301		-301	-509		-509
<b>Total—FDI trust fund</b>	<b>7,142</b>		<b>7,142</b>	<b>24,266</b>		<b>24,266</b>	<b>23,207</b>		<b>23,207</b>
Federal hospital insurance trust fund:									
Federal Insurance Contributions Act taxes	112,673		12,673	50,025		50,025	49,177		49,177
Self-Employment Contributions Act taxes	11,698		1,698	1,919		1,919	1,904		1,904
Receipts from Railroad Retirement Board									
Deposits by States				(*)		(*)			
Adjustments attributable to prior years	1-336		-336	-336		-336	-454		-454
<b>Total—FHI trust fund</b>	<b>14,035</b>		<b>14,035</b>	<b>51,608</b>		<b>51,608</b>	<b>50,627</b>		<b>50,627</b>
Railroad retirement:									
Rail pension and supplemental annuity	202	(*)	202	733	1	732	824	2	822
Social Security equivalent account	162	(*)	162	682	1	682	683	2	682
<b>Total—Employment and general retirement:</b>	<b>63,598</b>	<b>(*)</b>	<b>63,598</b>	<b>220,198</b>	<b>1</b>	<b>220,197</b>	<b>212,035</b>	<b>3</b>	<b>212,032</b>
Unemployment insurance:									
Deposits by States	651		651	4,121		4,121	3,770		3,770
Federal Unemployment Tax Act taxes	683	2	681	1,453	22	1,431	1,552	25	1,527
Railroad unemployment taxes	30		30	65		65	35		35
Railroad debt repayment									
<b>Total—Unemployment insurance</b>	<b>1,364</b>	<b>2</b>	<b>1,362</b>	<b>5,640</b>	<b>22</b>	<b>5,618</b>	<b>5,357</b>	<b>25</b>	<b>5,332</b>
Other retirement:									
Federal employees retirement – employee share	426		426	1,568		1,568	1,464		1,464
Non-federal employees retirement	4		4	19		19	22		22
<b>Total—Other retirement</b>	<b>431</b>		<b>431</b>	<b>1,586</b>		<b>1,586</b>	<b>1,485</b>		<b>1,485</b>
<b>Total—Social insurance and retirement receipts</b>	<b>65,393</b>	<b>2</b>	<b>65,391</b>	<b>227,425</b>	<b>23</b>	<b>227,401</b>	<b>218,878</b>	<b>28</b>	<b>218,849</b>
<b>Excise taxes:</b>									
Miscellaneous excise taxes	1,869	70	1,800	10,118	270	9,849	9,844	387	9,457
Airport and airway trust fund	709		709	2,289	(*)	2,289	2,317	(*)	2,317
Highway trust fund	2,839		2,839	9,162	1	9,162	8,754	3	8,751
Black lung disability trust fund	46		46	147		147	146		146
<b>Total—Excise taxes</b>	<b>5,465</b>	<b>70</b>	<b>5,395</b>	<b>21,716</b>	<b>271</b>	<b>21,446</b>	<b>21,061</b>	<b>389</b>	<b>20,671</b>
<b>Estate and gift taxes</b>	<b>2,055</b>	<b>55</b>	<b>2,000</b>	<b>7,847</b>	<b>290</b>	<b>7,557</b>	<b>9,222</b>	<b>246</b>	<b>8,976</b>
<b>Customs duties</b>	<b>1,743</b>	<b>62</b>	<b>1,681</b>	<b>7,077</b>	<b>550</b>	<b>6,526</b>	<b>6,693</b>	<b>344</b>	<b>6,349</b>
<b>Miscellaneous Receipts:</b>									
Deposits of earnings by Federal Reserve Banks	2,551		2,551	8,431		8,431	7,451		7,451
Universal service fund	431		431	1,709		1,709	1,853		1,853
All other	445	16	429	1,635	89	1,546	2,285	59	2,227
<b>Total—Miscellaneous receipts</b>	<b>3,427</b>	<b>16</b>	<b>3,411</b>	<b>11,775</b>	<b>89</b>	<b>11,686</b>	<b>11,589</b>	<b>59</b>	<b>11,530</b>
<b>Total—Receipts</b>	<b>195,644</b>	<b>7,747</b>	<b>187,897</b>	<b>655,484</b>	<b>40,194</b>	<b>615,289</b>	<b>700,813</b>	<b>31,052</b>	<b>669,761</b>
<b>Total—On-budget</b>	<b>146,444</b>	<b>7,747</b>	<b>138,697</b>	<b>488,308</b>	<b>40,194</b>	<b>448,114</b>	<b>540,912</b>	<b>31,052</b>	<b>509,860</b>
<b>Total—Off-budget</b>	<b>49,200</b>		<b>49,200</b>	<b>167,175</b>		<b>167,175</b>	<b>159,901</b>		<b>159,901</b>

<sup>1</sup>In accordance with the Social Security Act as amended: "Individual income taxes, Withheld" have been increased and "Federal Insurance Contribution Act Taxes" correspondingly decreased by \$521 million to correct estimates for the quarter ending December 31, 2001. "Individual income taxes, Other" have been increased and Self-Employment Contribution Act Taxes" correspondingly decreased by \$1,893 million to correct estimates for the calendar year 2000 and prior.

... No Transactions.  
 (\*) Less than \$500,000.  
 Note: Details may not add to totals due to rounding.

**Table 5. Outlays of the U.S. Government, January 2003 and Other Periods**  
 [\$ millions]

Classification	This Month			Current Fiscal Year to Date			Prior Fiscal Year to Date		
	Gross Outlays	Applicable Receipts	Outlays	Gross Outlays	Applicable Receipts	Outlays	Gross Outlays	Applicable Receipts	Outlays
<b>Legislative Branch:</b>									
Senate .....	54	(**)	53	208	1	207	179	(**)	179
House of Representatives .....	83	(**)	83	339	(**)	339	324	(**)	324
Joint items .....	15	.....	15	68	.....	68	58	.....	58
Congressional Budget Office .....	2	.....	2	9	.....	9	9	.....	9
Architect of the Capitol .....	36	1	35	117	2	115	91	1	90
Library of Congress .....	36	(**)	36	208	3	205	273	5	268
Government Printing Office .....	30	.....	30	67	.....	67	83	.....	83
General Accounting Office .....	33	.....	33	133	.....	133	125	.....	125
United States Tax Court .....	3	.....	3	11	.....	11	11	.....	11
Other Legislative Branch agencies .....	2	.....	2	13	.....	13	22	.....	22
Proprietary receipts from the public .....	.....	(**)	(**)	.....	5	-5	.....	10	-10
Intrabudgetary transactions .....	-1	.....	-1	-3	.....	-3	-4	.....	-4
<b>Total—Legislative Branch .....</b>	<b>293</b>	<b>1</b>	<b>291</b>	<b>1,171</b>	<b>12</b>	<b>1,159</b>	<b>1,171</b>	<b>17</b>	<b>1,155</b>
<b>Judicial Branch:</b>									
Supreme Court of the United States .....	5	.....	5	17	.....	17	13	.....	13
Courts of Appeals, District Courts, and other judicial services .....	495	.....	495	1,669	.....	1,669	1,462	.....	1,462
Other .....	21	.....	21	59	.....	59	89	.....	89
Proprietary receipts from the public .....	.....	2	-2	.....	8	-8	.....	4	-4
Intrabudgetary transactions .....	(**)	.....	(**)	(**)	.....	(**)	-45	.....	-45
<b>Total—Judicial Branch .....</b>	<b>521</b>	<b>2</b>	<b>520</b>	<b>1,745</b>	<b>8</b>	<b>1,738</b>	<b>1,520</b>	<b>4</b>	<b>1,516</b>
<b>Department of Agriculture:</b>									
Agricultural Research Service .....	81	.....	81	355	.....	355	189	.....	189
Cooperative State Research, Education, and Extension Service:									
Research and education activities .....	42	.....	42	162	.....	162	151	.....	151
Extension activities .....	27	.....	27	122	.....	122	130	.....	130
Other .....	11	.....	11	32	.....	32	17	.....	17
Animal and Plant Health Inspection Service .....	80	.....	80	366	.....	366	285	.....	285
Food Safety and Inspection Service .....	51	.....	51	211	.....	211	228	.....	228
Agricultural Marketing Service .....	-47	.....	-47	1,112	(**)	1,112	485	2	483
Risk Management Agency:									
Administrative and operating expenses .....	4	.....	4	21	.....	21	24	.....	24
Federal crop insurance corporation fund .....	642	21	621	2,287	688	1,599	1,384	775	610
Farm Service Agency:									
Salaries and expenses .....	97	.....	97	382	.....	382	168	.....	168
Commodity Credit Corporation .....	4,178	1,283	2,896	17,172	3,726	13,446	20,549	4,935	15,615
Agricultural credit insurance fund .....	24	140	-116	58	374	-316	330	416	-86
Other .....	6	.....	6	25	.....	25	15	.....	15
<b>Total—Farm Service Agency .....</b>	<b>4,305</b>	<b>1,423</b>	<b>2,882</b>	<b>17,638</b>	<b>4,100</b>	<b>13,538</b>	<b>21,062</b>	<b>5,351</b>	<b>15,711</b>
Natural Resources Conservation Service:									
Conservation operations .....	56	.....	56	232	.....	232	266	.....	266
Other .....	41	.....	41	123	.....	123	91	.....	91
Rural Development .....	98	.....	98	437	.....	437	432	.....	432
Rural Housing Service:									
Rural housing insurance fund .....	130	120	11	282	564	-281	273	575	-302
Rental assistance program .....	58	.....	58	229	.....	229	211	.....	211
Other .....	3	.....	3	21	.....	21	23	.....	23
Rural Utilities Service:									
Rural electrification and telecommunications fund .....	3	9	-6	152	757	-605	342	1,033	-692
Rural development insurance fund .....	(**)	56	-56	21	180	-159	60	163	-103
Other .....	1	6	-5	29	50	-21	28	94	-65
Foreign Agricultural Service .....	3	.....	3	44	.....	44	69	.....	69
Food and Nutrition Service:									
Food stamp program .....	2,089	.....	2,089	8,326	.....	8,326	7,278	.....	7,278
Child nutrition programs .....	956	.....	956	4,200	.....	4,200	3,718	.....	3,718
Special supplemental nutrition program for women, infants, and children .....	389	.....	389	1,568	.....	1,568	1,554	.....	1,554
Other .....	51	.....	51	156	.....	156	165	.....	165
<b>Total—Food and Nutrition Service .....</b>	<b>3,485</b>	<b>.....</b>	<b>3,485</b>	<b>14,249</b>	<b>.....</b>	<b>14,249</b>	<b>12,714</b>	<b>.....</b>	<b>12,714</b>
Forest Service:									
National forest system .....	131	.....	131	443	.....	443	469	.....	469
Wildland fire management .....	66	.....	66	488	.....	488	452	.....	452
Forest service permanent appropriations .....	8	.....	8	118	.....	118	536	.....	536
Other .....	86	.....	86	701	.....	701	464	.....	464
<b>Total—Forest Service .....</b>	<b>291</b>	<b>.....</b>	<b>291</b>	<b>1,750</b>	<b>.....</b>	<b>1,750</b>	<b>1,922</b>	<b>.....</b>	<b>1,922</b>
Other .....	75	3	72	293	14	279	122	14	108
Proprietary receipts from the public .....	.....	50	-50	.....	210	-210	.....	335	-335
Intrabudgetary transactions .....	.....	.....	.....	-2	.....	-2	.....	.....	-2
<b>Total—Department of Agriculture .....</b>	<b>9,442</b>	<b>1,689</b>	<b>7,753</b>	<b>40,166</b>	<b>6,562</b>	<b>33,603</b>	<b>40,506</b>	<b>8,341</b>	<b>32,164</b>

**Table 5. Outlays of the U.S. Government, January 2003 and Other Periods—Continued**  
 [\$ millions]

Classification	This Month			Current Fiscal Year to Date			Prior Fiscal Year to Date		
	Gross Outlays	Applicable Receipts	Outlays	Gross Outlays	Applicable Receipts	Outlays	Gross Outlays	Applicable Receipts	Outlays
<b>Department of Commerce:</b>									
Economic Development Administration .....	37	(* *)	37	139	1	137	122	3	119
Bureau of the Census .....	44	.....	44	221	.....	221	254	.....	254
Promotion of Industry and Commerce .....	31	.....	31	137	.....	137	132	.....	132
<b>Science and Technology:</b>									
National Oceanic and Atmospheric Administration .....	261	1	260	1,083	7	1,076	987	21	966
National Institute of Standards and Technology .....	55	.....	55	256	.....	256	245	.....	245
Other .....	-7	2	-9	13	7	6	69	8	62
Total—Science and Technology .....	309	3	306	1,353	15	1,338	1,301	29	1,273
Other .....	20	(* *)	20	40	1	39	42	(* *)	41
Proprietary receipts from the public .....	.....	(* *)	(* *)	.....	2	-2	.....	-6	6
Intrabudgetary transactions .....	.....	.....	.....	.....	.....	.....	.....	.....	.....
Offsetting governmental receipts .....	.....	.....	.....	.....	.....	.....	.....	.....	.....
<b>Total—Department of Commerce .....</b>	<b>441</b>	<b>3</b>	<b>437</b>	<b>1,889</b>	<b>18</b>	<b>1,870</b>	<b>1,850</b>	<b>26</b>	<b>1,824</b>
<b>Department of Defense—Military:</b>									
<b>Military Personnel:</b>									
Department of the Army .....	3,152	.....	3,152	13,604	.....	13,604	10,012	.....	10,012
Department of the Navy .....	2,960	.....	2,960	12,587	.....	12,587	9,639	.....	9,639
Department of the Air Force .....	2,261	.....	2,261	9,590	.....	9,590	7,876	.....	7,876
Total—Military Personnel .....	8,373	.....	8,373	35,780	.....	35,780	27,527	.....	27,527
<b>Operation and Maintenance:</b>									
Department of the Army .....	3,019	.....	3,019	10,830	.....	10,830	9,034	.....	9,034
Department of the Navy .....	3,119	.....	3,119	10,490	.....	10,490	8,336	.....	8,336
Department of the Air Force .....	3,001	.....	3,001	11,260	.....	11,260	9,837	.....	9,837
Defense agencies .....	2,952	.....	2,952	10,906	.....	10,906	10,175	.....	10,175
Total—Operation and Maintenance .....	12,092	.....	12,092	43,486	.....	43,486	37,382	.....	37,382
<b>Procurement:</b>									
Department of the Army .....	887	.....	887	4,006	.....	4,006	3,593	.....	3,593
Department of the Navy .....	1,868	.....	1,868	8,074	.....	8,074	7,852	.....	7,852
Department of the Air Force .....	1,837	.....	1,837	7,741	.....	7,741	7,387	.....	7,387
Defense agencies .....	269	.....	269	935	.....	935	811	.....	811
Total—Procurement .....	4,862	.....	4,862	20,756	.....	20,756	19,644	.....	19,644
<b>Research, Development, Test, and Evaluation:</b>									
Department of the Army .....	559	.....	559	2,185	.....	2,185	2,177	.....	2,177
Department of the Navy .....	985	.....	985	3,643	.....	3,643	3,041	.....	3,041
Department of the Air Force .....	969	.....	969	6,416	.....	6,416	4,618	.....	4,618
Defense agencies .....	1,514	.....	1,514	5,361	.....	5,361	3,635	.....	3,635
Total—Research, Development, Test, and Evaluation .....	4,027	.....	4,027	17,605	.....	17,605	13,471	.....	13,471
<b>Military Construction:</b>									
Department of the Army .....	108	.....	108	664	.....	664	520	.....	520
Department of the Navy .....	62	.....	62	317	.....	317	274	.....	274
Department of the Air Force .....	91	.....	91	406	.....	406	289	.....	289
Defense agencies .....	118	.....	118	473	.....	473	608	.....	608
Total—Military Construction .....	379	.....	379	1,859	.....	1,859	1,690	.....	1,690
<b>Family Housing:</b>									
Department of the Army .....	140	.....	140	409	.....	409	337	.....	337
Department of the Navy .....	102	.....	102	386	.....	386	369	.....	369
Department of the Air Force .....	92	.....	92	347	.....	347	342	.....	342
Defense agencies .....	4	(* *)	4	19	1	19	91	1	90
<b>Revolving and Management Funds:</b>									
Department of the Army .....	4	.....	4	4	.....	4	30	.....	30
Department of the Navy .....	146	.....	146	115	.....	115	335	.....	335
Department of the Air Force .....	.....	.....	.....	.....	.....	.....	.....	.....	.....
Defense agencies:									
Working capital fund .....	-559	.....	-559	1,728	.....	1,728	1,105	.....	1,105
Other .....	3	.....	3	106	.....	106	196	(* *)	196
Other .....	-28	.....	-28	-50	.....	-50	24	.....	24
<b>Trust funds:</b>									
Department of the Army .....	4	.....	4	12	.....	12	1	.....	1
Department of the Navy .....	3	.....	3	11	.....	11	12	.....	12
Department of the Air Force .....	1	1	1	11	3	8	4	2	2
Defense agencies .....	2	.....	2	29	.....	29	37	.....	37
<b>Proprietary receipts from the public:</b>									
Department of the Army .....	.....	-25	25	.....	250	-250	.....	-56	56
Department of the Navy .....	.....	8	-8	.....	-243	243	.....	-242	242
Department of the Air Force .....	.....	314	-314	.....	440	-440	.....	263	-263
Defense agencies .....	.....	-284	284	.....	-159	159	.....	353	-353



**Table 5. Outlays of the U.S. Government, January 2003 and Other Periods—Continued**  
 [\$ millions]

Classification	This Month			Current Fiscal Year to Date			Prior Fiscal Year to Date		
	Gross Outlays	Applicable Receipts	Outlays	Gross Outlays	Applicable Receipts	Outlays	Gross Outlays	Applicable Receipts	Outlays
<b>Department of Defense—Military:—Continued</b>									
Intrabudgetary transactions:									
Department of the Army .....	49	.....	49	170	.....	170	245	.....	245
Department of the Navy .....	25	.....	25	378	.....	378	663	.....	663
Department of the Air Force .....	112	.....	112	469	.....	469	510	.....	510
Defense agencies .....	-56	.....	-56	67	.....	67	6	.....	6
Offsetting governmental receipts:									
Department of the Army .....	.....	.....	.....	.....	2	-2	.....	.....	.....
<b>Total—Department of Defense—Military.....</b>	<b>29,777</b>	<b>14</b>	<b>29,762</b>	<b>123,700</b>	<b>292</b>	<b>123,407</b>	<b>104,018</b>	<b>322</b>	<b>103,696</b>
<b>Department of Education:</b>									
Office of Elementary and Secondary Education:									
Education for the disadvantaged .....	780	.....	780	2,776	.....	2,776	2,855	.....	2,855
Impact aid .....	348	.....	348	610	.....	610	307	.....	307
School improvement programs .....	406	.....	406	1,489	.....	1,489	1,018	.....	1,018
Education reform .....	49	.....	49	330	.....	330	647	.....	647
Other .....	22	.....	22	95	.....	95	86	.....	86
<b>Total—Office of Elementary and Secondary Education .....</b>	<b>1,604</b>	<b>.....</b>	<b>1,604</b>	<b>5,301</b>	<b>.....</b>	<b>5,301</b>	<b>4,914</b>	<b>.....</b>	<b>4,914</b>
Office of English Language Acquisition .....	29	.....	29	119	.....	119	132	.....	132
Office of Special Education and Rehabilitative Services:									
Special education .....	697	.....	697	2,793	.....	2,793	2,351	.....	2,351
Rehabilitation services and disability research .....	213	.....	213	978	.....	978	943	.....	943
Special institutions for persons with disabilities .....	12	.....	12	49	.....	49	45	.....	45
Office of Vocational and Adult Education .....	142	.....	142	587	.....	587	556	.....	556
Office of Postsecondary Education:									
College housing and academic facilities loans .....	(* *)	(* *)	-1	-8	14	-22	(* *)	18	-18
Higher education .....	138	.....	138	624	.....	624	531	.....	531
Howard University .....	3	.....	3	48	.....	48	64	.....	64
<b>Total—Office of Postsecondary Education .....</b>	<b>140</b>	<b>(* *)</b>	<b>140</b>	<b>665</b>	<b>14</b>	<b>651</b>	<b>595</b>	<b>18</b>	<b>577</b>
Office of Student Financial Assistance:									
Student financial assistance .....	2,260	.....	2,260	5,152	.....	5,152	4,426	.....	4,426
Federal student loan reserve fund .....	.....	.....	.....	.....	.....	.....	.....	.....	.....
Federal direct student loans .....	-69	.....	-69	43	.....	43	266	.....	266
Federal family education loans .....	1,518	.....	1,518	2,418	.....	2,418	341	.....	341
<b>Office of Student Financial Assistance .....</b>	<b>3,709</b>	<b>.....</b>	<b>3,709</b>	<b>7,613</b>	<b>.....</b>	<b>7,613</b>	<b>5,032</b>	<b>.....</b>	<b>5,032</b>
Office of Educational Research and Improvement .....	49	.....	49	193	.....	193	180	.....	180
Departmental Management .....	41	.....	41	169	.....	169	182	.....	182
Proprietary receipts from the public .....	.....	6	-6	.....	13	-13	.....	4	-4
<b>Total—Department of Education .....</b>	<b>6,637</b>	<b>6</b>	<b>6,631</b>	<b>18,467</b>	<b>27</b>	<b>18,440</b>	<b>14,930</b>	<b>22</b>	<b>14,908</b>
<b>Department of Energy:</b>									
National Nuclear Security Administration:									
Naval reactors .....	70	.....	70	233	.....	233	243	.....	243
Weapons activities .....	499	.....	499	2,190	.....	2,190	1,826	.....	1,826
Defense nuclear nonproliferation .....	86	.....	86	308	.....	308	215	.....	215
Other .....	38	.....	38	139	.....	139	120	.....	120
Environmental and Other Defense Activities:									
Defense environmental restoration and waste management .....	406	.....	406	1,841	.....	1,841	1,844	.....	1,844
Defense facilities closure projects .....	76	.....	76	411	.....	411	357	.....	357
Other defense activities .....	49	.....	49	167	.....	167	164	.....	164
Other .....	26	.....	26	96	.....	96	84	.....	84
Energy Programs:									
Science .....	231	.....	231	1,119	.....	1,119	1,063	.....	1,063
Energy supply .....	70	.....	70	217	.....	217	214	.....	214
Energy conservation .....	70	.....	70	287	.....	287	264	.....	264
Other .....	166	2	165	575	9	565	596	17	578
<b>Total—Energy Programs .....</b>	<b>537</b>	<b>2</b>	<b>535</b>	<b>2,197</b>	<b>9</b>	<b>2,188</b>	<b>2,136</b>	<b>17</b>	<b>2,119</b>
Power Marketing Administration .....	223	284	-62	822	889	-68	1,115	996	119
Departmental Administration .....	18	.....	18	90	.....	90	83	.....	83
Proprietary receipts from the public .....	.....	211	-211	.....	507	-507	.....	446	-446
Intrabudgetary transactions .....	105	.....	105	-157	.....	-157	-215	.....	-215
Offsetting governmental receipts .....	.....	.....	.....	.....	.....	.....	.....	.....	.....
<b>Total—Department of Energy .....</b>	<b>2,132</b>	<b>497</b>	<b>1,635</b>	<b>8,338</b>	<b>1,405</b>	<b>6,932</b>	<b>7,971</b>	<b>1,459</b>	<b>6,512</b>

**Table 5. Outlays of the U.S. Government, January 2003 and Other Periods—Continued**  
 [\$ millions]

Classification	This Month			Current Fiscal Year to Date			Prior Fiscal Year to Date		
	Gross Outlays	Applicable Receipts	Outlays	Gross Outlays	Applicable Receipts	Outlays	Gross Outlays	Applicable Receipts	Outlays
<b>Department of Health and Human Services:</b>									
Public Health Service:									
Food and Drug Administration .....	113	(* *)	113	493	1	492	331	3	328
Health Resources and Services Administration .....	493	1	491	1,954	7	1,947	1,789	6	1,783
Indian Health Services .....	225	.....	225	933	.....	933	1,469	.....	1,469
Centers for Disease Control and Prevention .....	314	.....	314	1,523	.....	1,523	1,115	.....	1,115
National Institutes of Health .....	1,744	.....	1,744	7,095	.....	7,095	6,219	.....	6,219
Substance Abuse and Mental Health Services Administration .....	258	.....	258	956	.....	956	936	.....	936
Agency for Healthcare Research and Quality .....	21	.....	21	103	.....	103	82	.....	82
<b>Total—Public Health Service .....</b>	<b>3,169</b>	<b>2</b>	<b>3,167</b>	<b>13,055</b>	<b>8</b>	<b>13,047</b>	<b>11,940</b>	<b>8</b>	<b>11,932</b>
Centers for Medicare and Medicaid Services:									
Grants to States for Medicaid .....	13,242	.....	13,242	52,605	.....	52,605	49,186	.....	49,186
Payments to health care trust funds .....	8,853	.....	8,853	28,427	.....	28,427	30,974	.....	30,974
State children's health insurance fund .....	357	.....	357	1,368	.....	1,368	1,115	.....	1,115
Federal hospital insurance trust fund:									
Benefit payments .....	12,567	.....	12,567	52,251	.....	52,251	45,625	.....	45,625
Administrative expenses .....	148	.....	148	484	.....	484	429	.....	429
Quinquennial military service credit adjustment .....	.....	.....	.....	.....	.....	.....	.....	.....	.....
<b>Total—FHI trust fund .....</b>	<b>12,715</b>	<b>.....</b>	<b>12,715</b>	<b>52,735</b>	<b>.....</b>	<b>52,735</b>	<b>46,054</b>	<b>.....</b>	<b>46,054</b>
Health care fraud and abuse control .....	54	.....	54	262	.....	262	282	.....	282
Federal supplementary medical insurance trust fund:									
Benefit payments .....	10,122	.....	10,122	41,034	.....	41,034	34,948	.....	34,948
Administrative expenses .....	255	.....	255	800	.....	800	340	.....	340
<b>Total—FSM trust fund .....</b>	<b>10,377</b>	<b>.....</b>	<b>10,377</b>	<b>41,834</b>	<b>.....</b>	<b>41,834</b>	<b>35,288</b>	<b>.....</b>	<b>35,288</b>
Other .....	-107	.....	-107	-62	.....	-62	442	.....	442
<b>Total—Centers for Medicare and Medicaid Services ..</b>	<b>45,491</b>	<b>.....</b>	<b>45,491</b>	<b>177,170</b>	<b>.....</b>	<b>177,170</b>	<b>163,340</b>	<b>.....</b>	<b>163,340</b>
Administration for Children and Families:									
Temporary assistance for needy families .....	1,610	.....	1,610	6,711	.....	6,711	5,874	.....	5,874
Payments to States for child support enforcement and family support programs .....	320	.....	320	1,006	.....	1,006	977	.....	977
Low income home energy assistance .....	159	.....	159	665	.....	665	749	.....	749
Refugee and entrant assistance .....	36	.....	36	150	.....	150	156	.....	156
Child care entitlement to States .....	352	.....	352	1,242	.....	1,242	807	.....	807
Payments to States for the child care and development block grant .....	31	.....	31	701	.....	701	689	.....	689
Social services block grant .....	167	.....	167	591	.....	591	501	.....	501
Children and families services programs .....	730	.....	730	2,866	.....	2,866	2,617	.....	2,617
Payments to States for foster care and adoption assistance .....	419	.....	419	1,872	.....	1,872	1,826	.....	1,826
Other .....	26	.....	26	133	.....	133	137	.....	137
<b>Total—Administration for Children and Families .....</b>	<b>3,849</b>	<b>.....</b>	<b>3,849</b>	<b>15,936</b>	<b>.....</b>	<b>15,936</b>	<b>14,334</b>	<b>.....</b>	<b>14,334</b>
Administration on Aging .....	101	.....	101	412	.....	412	339	.....	339
Other .....	344	.....	344	874	.....	874	311	.....	311
Proprietary receipts from the public .....	.....	2,424	-2,424	.....	9,142	-9,142	.....	8,378	-8,378
Intrabudgetary transactions:									
Payments for health insurance for the aged: Federal supplementary medical insurance trust fund ..	-7,185	.....	-7,185	-26,759	.....	-26,759	-26,625	.....	-26,625
Payments for tax and other credits: Federal hospital insurance trust fund .....	-1,668	.....	-1,668	-1,670	.....	-1,670	-4,345	.....	-4,345
Quinquennial adjustment for military service credits from FHI .....	.....	.....	.....	.....	.....	.....	.....	.....	.....
Other .....	.....	.....	.....	.....	.....	.....	.....	.....	.....
<b>Total—Department of Health and Human Services .....</b>	<b>44,100</b>	<b>2,425</b>	<b>41,675</b>	<b>179,018</b>	<b>9,150</b>	<b>169,868</b>	<b>159,295</b>	<b>8,386</b>	<b>150,909</b>

**Table 5. Outlays of the U.S. Government, January 2003 and Other Periods—Continued**  
 [\$ millions]

Classification	This Month			Current Fiscal Year to Date			Prior Fiscal Year to Date		
	Gross Outlays	Applicable Receipts	Outlays	Gross Outlays	Applicable Receipts	Outlays	Gross Outlays	Applicable Receipts	Outlays
<b>Department of Housing and Urban Development:</b>									
Public and Indian Housing Programs:									
Housing certificate fund .....	1,745	.....	1,745	6,782	.....	6,782	5,817	.....	5,817
Public housing capital fund .....	290	.....	290	1,378	.....	1,378	1,294	.....	1,294
Public housing operating fund .....	258	.....	258	1,168	.....	1,168	1,282	.....	1,282
Drug elimination grants for low-income housing .....	18	.....	18	90	.....	90	119	.....	119
Revitalization of severely distressed public housing (Hope VI) .....	46	.....	46	177	.....	177	166	.....	166
Native American housing block grant .....	48	.....	48	268	.....	268	252	.....	252
Other .....	2	.....	2	163	154	10	171	156	15
<b>Total—Public and Indian Housing Programs .....</b>	<b>2,407</b>	<b>.....</b>	<b>2,407</b>	<b>10,026</b>	<b>154</b>	<b>9,872</b>	<b>9,102</b>	<b>156</b>	<b>8,946</b>
Community Planning and Development:									
Housing opportunities for persons with AIDS .....	15	.....	15	64	.....	64	127	.....	127
Community Development Block Grants .....	463	.....	463	2,031	.....	2,031	1,788	.....	1,788
Home investment partnership program .....	154	.....	154	559	.....	559	498	.....	498
Homeless assistance grants .....	93	.....	93	358	.....	358	343	.....	343
Other .....	12	1	10	60	3	57	35	1	34
<b>Total—Community Planning and Development .....</b>	<b>738</b>	<b>1</b>	<b>736</b>	<b>3,072</b>	<b>3</b>	<b>3,068</b>	<b>2,791</b>	<b>1</b>	<b>2,790</b>
Housing Programs:									
Public enterprise funds .....	14	15	(* *)	15	19	-4	5	5	(* *)
Credit accounts:									
FHA-Mutual mortgage insurance fund, program account .....	3	.....	3	12	.....	12	259	.....	259
FHA-Mutual mortgage and cooperative housing insurance fund, liquidating account .....	-383	16	-400	-1,189	71	-1,260	83	1,135	-1,052
FHA-General and special risk fund, program account .....	5	.....	5	15	.....	15	136	.....	136
FHA-General and special risk fund, liquidating account .....	311	122	189	562	49	513	666	202	464
Housing for the elderly or handicapped fund .....	1	65	-65	127	268	-141	150	264	-114
Housing for special populations .....	84	.....	84	297	.....	297	312	.....	312
Other assisted housing programs .....	54	.....	54	218	(* *)	218	219	(* *)	219
Other .....	(* *)	.....	(* *)	3	.....	3	5	.....	5
<b>Total—Housing Programs .....</b>	<b>90</b>	<b>218</b>	<b>-129</b>	<b>59</b>	<b>408</b>	<b>-349</b>	<b>1,837</b>	<b>1,607</b>	<b>230</b>
Government National Mortgage Association:									
Guarantees of mortgage-backed securities, program account .....									
Guarantees of mortgage-backed securities, liquidating account .....	6	62	-56	35	130	-95	12	154	-142
Management and Administration .....	106	.....	106	438	.....	438	17	.....	17
Other .....	14	.....	14	67	.....	67	66	.....	66
Proprietary receipts from the public:									
FHA-Mutual mortgage insurance fund .....	.....	.....	.....	.....	.....	.....	.....	.....	.....
FHA-General and special risk fund .....	.....	24	-24	.....	78	-78	.....	180	-180
Other .....	.....	.....	.....	.....	.....	.....	.....	.....	.....
Intrabudgetary transactions:									
FHA-Mutual mortgage insurance fund .....	.....	.....	.....	.....	.....	.....	.....	.....	.....
Offsetting governmental receipts .....	.....	2	-2	.....	13	-13	.....	16	-16
<b>Total—Department of Housing and Urban Development .....</b>	<b>3,360</b>	<b>307</b>	<b>3,053</b>	<b>13,696</b>	<b>786</b>	<b>12,910</b>	<b>13,824</b>	<b>2,114</b>	<b>11,710</b>
<b>Department of the Interior:</b>									
Land and Minerals Management:									
Bureau of Land Management:									
Management of lands and resources .....	52	.....	52	255	.....	255	238	.....	238
Wildland fire management .....	45	.....	45	211	.....	211	210	.....	210
Other .....	20	2	18	315	4	311	203	7	196
Minerals Management Service .....	27	.....	27	320	.....	320	293	.....	293
Office of Surface Mining Reclamation and Enforcement .....	17	.....	17	150	.....	150	190	.....	190
<b>Total—Land and Minerals Management .....</b>	<b>160</b>	<b>2</b>	<b>158</b>	<b>1,252</b>	<b>4</b>	<b>1,248</b>	<b>1,133</b>	<b>7</b>	<b>1,127</b>
Water and Science:									
Bureau of Reclamation:									
Water and related resources .....	37	.....	37	221	.....	221	204	.....	204
Other .....	42	32	10	124	82	42	129	47	82
United States Geological Survey .....	70	.....	70	293	.....	293	297	.....	297
Other .....	1	.....	1	10	.....	10	32	.....	32
<b>Total—Water and Science .....</b>	<b>150</b>	<b>32</b>	<b>118</b>	<b>648</b>	<b>82</b>	<b>566</b>	<b>663</b>	<b>47</b>	<b>616</b>
Fish and Wildlife and Parks:									
United States Fish and Wildlife Service .....	127	.....	127	579	.....	579	527	.....	527
National Park Service .....	167	.....	167	778	(* *)	778	750	.....	750
<b>Total—Fish and Wildlife and Parks .....</b>	<b>295</b>	<b>.....</b>	<b>295</b>	<b>1,357</b>	<b>(* *)</b>	<b>1,357</b>	<b>1,277</b>	<b>.....</b>	<b>1,277</b>

**Table 5. Outlays of the U.S. Government, January 2003 and Other Periods—Continued**  
 [\$ millions]

Classification	This Month			Current Fiscal Year to Date			Prior Fiscal Year to Date		
	Gross Outlays	Applicable Receipts	Outlays	Gross Outlays	Applicable Receipts	Outlays	Gross Outlays	Applicable Receipts	Outlays
<b>Department of the Interior:—Continued</b>									
Bureau of Indian Affairs .....	147	1	146	615	1	614	978	2	976
Departmental Offices:									
Insular affairs .....	5		5	155		155	167		167
Office of Special Trustee for American Indians .....	21		21	155		155	-108		-108
Other .....	-159		-159	-433		-433	67		67
Proprietary receipts from the public .....		248	-248		909	-909		470	-470
Intrabudgetary transactions .....	1		1	-117		-117	-17		-17
<b>Total—Department of the Interior .....</b>	<b>620</b>	<b>282</b>	<b>338</b>	<b>3,631</b>	<b>996</b>	<b>2,634</b>	<b>4,161</b>	<b>526</b>	<b>3,635</b>
<b>Department of Justice:</b>									
General Administration .....	147		147	449		449	277		277
Legal Activities and United States Marshals:									
General legal activities .....	43		43	183		183	241		241
United States Attorneys .....	110		110	404		404	453		453
United States Marshals Service .....	46		46	205		205	194		194
September 11th victim compensation .....	29		29	104		104	1		1
Other .....	119		119	525		525	480		480
Federal Bureau of Investigation .....	289		289	1,325		1,325	1,120		1,120
Drug Enforcement Administration .....	120		120	485		485	507		507
Immigration and Naturalization Service .....	431		431	1,766		1,766	1,617		1,617
Federal Prison System .....	380	19	360	1,494	76	1,417	1,569	70	1,499
Office of Justice Programs:									
State and local law enforcement assistance .....	181		181	826		826	1,346		1,346
Community oriented policing services .....	73		73	251		251	292		292
Other .....	142		142	553		553	487		487
Other .....	21		21	269		269	96		96
Intrabudgetary transactions .....	-2		-2	-149		-149	-10		-10
Offsetting governmental receipts .....		268	-268		651	-651		526	-526
<b>Total—Department of Justice .....</b>	<b>2,130</b>	<b>287</b>	<b>1,843</b>	<b>8,690</b>	<b>727</b>	<b>7,963</b>	<b>8,669</b>	<b>596</b>	<b>8,074</b>
<b>Department of Labor:</b>									
Employment and Training Administration:									
Training and employment services .....	519		519	1,991		1,991	1,762		1,762
Welfare to work jobs .....	30		30	107		107	194		194
Community service employment for older Americans ...	32		32	137		137	179		179
Federal unemployment benefits and allowances .....	41		41	154		154	160		160
State unemployment insurance and employment service operations .....	-18		-18	169		169	148		148
Advances to the unemployment trust fund and other funds .....									
Unemployment trust fund:									
Federal-State unemployment insurance:									
State unemployment benefits .....	5,209		5,209	18,022		18,022	13,774		13,774
State administrative expenses .....	337		337	1,141		1,141	1,012		1,012
Federal administrative expenses .....	-27		-27	87		87	121		121
Veterans employment and training .....	(*)		(*)	(*)		(*)	(*)		(*)
Repayment of advances from the general fund .....									
Other .....	(*)		(*)	1		1	1		1
<b>Total—Unemployment trust fund .....</b>	<b>5,519</b>		<b>5,519</b>	<b>19,251</b>		<b>19,251</b>	<b>14,909</b>		<b>14,909</b>
Other .....	13		13	39		39	34		34
<b>Total—Employment and Training Administration .....</b>	<b>6,135</b>		<b>6,135</b>	<b>21,848</b>		<b>21,848</b>	<b>17,387</b>		<b>17,387</b>
Pension Benefit Guaranty Corporation .....	183	111	72	742	750	-9	649	1,185	-536
Employment Standards Administration:									
Salaries and expenses .....	40		40	126		126	120		120
Special benefits .....	172		172	591		591	600		600
Black lung disability trust fund .....	37		37	140		140	137		137
Other .....	35		35	168		168	147		147
Occupational Safety and Health Administration .....	48		48	157		157	142		142
Bureau of Labor Statistics .....	39		39	119		119	117		117
Other .....	89		89	232		232	210		210
Proprietary receipts from the public .....		(*)	(*)		5	-5		5	-5
Intrabudgetary transactions .....	-21		-21	-167		-167	-86		-86
<b>Total—Department of Labor .....</b>	<b>6,758</b>	<b>111</b>	<b>6,647</b>	<b>23,955</b>	<b>755</b>	<b>23,200</b>	<b>19,422</b>	<b>1,190</b>	<b>18,232</b>

**Table 5. Outlays of the U.S. Government, January 2003 and Other Periods—Continued**  
 [\$ millions]

Classification	This Month			Current Fiscal Year to Date			Prior Fiscal Year to Date		
	Gross Outlays	Applicable Receipts	Outlays	Gross Outlays	Applicable Receipts	Outlays	Gross Outlays	Applicable Receipts	Outlays
<b>Department of State:</b>									
Administration of Foreign Affairs:									
Diplomatic and consular programs .....	71	.....	71	975	.....	975	1,020	.....	1,020
Embassy security, construction, and maintenance .....	61	.....	61	275	.....	275	244	.....	244
Payment to Foreign Service retirement and disability fund .....	7	.....	7	46	.....	46	136	.....	136
Foreign Service retirement and disability fund .....	52	.....	52	206	.....	206	199	.....	199
Other .....	98	.....	98	355	.....	355	406	.....	406
<b>Total—Administration of Foreign Affairs .....</b>	<b>290</b>	<b>.....</b>	<b>290</b>	<b>1,857</b>	<b>.....</b>	<b>1,857</b>	<b>2,003</b>	<b>.....</b>	<b>2,003</b>
International Organizations and Conferences .....	7	.....	7	1,180	.....	1,180	1,750	.....	1,750
Migration and refugee assistance .....	61	.....	61	206	.....	206	205	.....	205
International narcotics control and law enforcement .....	39	.....	39	120	.....	120	107	.....	107
Andean counterdrug initiative .....	28	.....	28	117	.....	117	56	.....	56
Other .....	9	.....	9	34	.....	34	38	.....	38
Proprietary receipts from the public .....	.....	.....	.....	.....	.....	.....	.....	(**)	(**)
Intrabudgetary transactions .....	-7	.....	-7	-46	.....	-46	-181	.....	-181
Offsetting governmental receipts .....	.....	.....	.....	.....	.....	.....	.....	.....	.....
<b>Total—Department of State .....</b>	<b>426</b>	<b>.....</b>	<b>426</b>	<b>3,469</b>	<b>.....</b>	<b>3,469</b>	<b>3,980</b>	<b>(**)</b>	<b>3,980</b>
<b>Department of Transportation:</b>									
Office of the Secretary:									
Compensation for air carriers .....	28	.....	28	79	.....	79	1,478	.....	1,478
Other .....	(**)	.....	(**)	49	.....	49	-14	.....	-14
<b>Total—Office of the Secretary .....</b>	<b>28</b>	<b>.....</b>	<b>28</b>	<b>128</b>	<b>.....</b>	<b>128</b>	<b>1,464</b>	<b>.....</b>	<b>1,464</b>
Transportation Security Administration .....	336	.....	336	2,307	.....	2,307	.....	.....	.....
Coast Guard:									
Operating expenses .....	277	.....	277	1,306	.....	1,306	1,141	.....	1,141
Acquisition, construction, and improvements .....	35	.....	35	179	.....	179	174	.....	174
Retired pay .....	68	.....	68	262	.....	262	229	.....	229
Other .....	16	1	15	125	3	123	83	2	81
<b>Total—Coast Guard .....</b>	<b>396</b>	<b>1</b>	<b>396</b>	<b>1,872</b>	<b>3</b>	<b>1,870</b>	<b>1,627</b>	<b>2</b>	<b>1,625</b>
Federal Aviation Administration:									
Operations .....	547	.....	547	2,094	.....	2,094	2,316	.....	2,316
Airport and airway trust fund:									
Grants-in-aid for airports .....	234	.....	234	1,061	.....	1,061	991	.....	991
Facilities and equipment .....	200	.....	200	771	.....	771	614	.....	614
Research, engineering, and development .....	15	.....	15	55	.....	55	58	.....	58
Trust fund share of FAA operations .....	5	.....	5	49	.....	49	13	.....	13
<b>Total—Airport and airway trust fund .....</b>	<b>454</b>	<b>.....</b>	<b>454</b>	<b>1,936</b>	<b>.....</b>	<b>1,936</b>	<b>1,676</b>	<b>.....</b>	<b>1,676</b>
Other .....	20	31	-11	47	31	15	74	26	47
<b>Total—Federal Aviation Administration .....</b>	<b>1,020</b>	<b>31</b>	<b>989</b>	<b>4,078</b>	<b>31</b>	<b>4,046</b>	<b>4,065</b>	<b>26</b>	<b>4,039</b>
Federal Highway Administration:									
Highway trust fund:									
Federal-aid highways .....	1,746	.....	1,746	9,360	.....	9,360	9,723	.....	9,723
Other .....	29	.....	29	128	.....	128	57	11	46
Other programs .....	13	.....	13	70	.....	70	56	.....	56
<b>Total—Federal Highway Administration .....</b>	<b>1,788</b>	<b>.....</b>	<b>1,788</b>	<b>9,558</b>	<b>.....</b>	<b>9,558</b>	<b>9,835</b>	<b>11</b>	<b>9,824</b>
National Highway Traffic Safety Administration .....	20	.....	20	151	.....	151	135	.....	135
Federal Railroad Administration:									
Capital Grants to the National Railroad Passenger Corporation .....									
.....	57	.....	57	350	.....	350	831	.....	831
Other .....	5	(**)	5	53	3	50	67	3	64
<b>Total—Federal Railroad Administration .....</b>	<b>62</b>	<b>(**)</b>	<b>62</b>	<b>403</b>	<b>3</b>	<b>400</b>	<b>898</b>	<b>3</b>	<b>896</b>
Federal Transit Administration:									
Formula grants .....	-138	.....	-138	14	.....	14	-1,601	.....	-1,601
Discretionary grants .....	(**)	.....	(**)	87	.....	87	212	.....	212
Trust fund share of expenses .....	142	.....	142	1,549	.....	1,549	5,656	.....	5,656
Other .....	-24	.....	-24	98	.....	98	-1,938	.....	-1,938
<b>Total—Federal Transit Administration .....</b>	<b>-20</b>	<b>.....</b>	<b>-20</b>	<b>1,748</b>	<b>.....</b>	<b>1,748</b>	<b>2,328</b>	<b>.....</b>	<b>2,328</b>
Maritime Administration .....	65	10	55	-52	30	-82	151	2	149
Other .....	23	1	22	130	2	127	125	3	122
Proprietary receipts from the public .....	.....	1	-1	.....	57	-57	.....	76	-76
Intrabudgetary transactions .....	.....	.....	.....	-3	.....	-3	-7	.....	-7
Offsetting governmental receipts .....	.....	20	-20	.....	43	-43	.....	33	-33
<b>Total—Department of Transportation .....</b>	<b>3,718</b>	<b>64</b>	<b>3,654</b>	<b>20,319</b>	<b>170</b>	<b>20,149</b>	<b>20,622</b>	<b>157</b>	<b>20,465</b>

**Table 5. Outlays of the U.S. Government, January 2003 and Other Periods—Continued**  
 [\$ millions]

Classification	This Month			Current Fiscal Year to Date			Prior Fiscal Year to Date		
	Gross Outlays	Applicable Receipts	Outlays	Gross Outlays	Applicable Receipts	Outlays	Gross Outlays	Applicable Receipts	Outlays
<b>Department of the Treasury:</b>									
Departmental Offices:									
Exchange stabilization fund .....	-2	11	-13	-316	47	-363	158	71	87
Other .....	203	.....	203	454	.....	454	336	.....	336
<b>Financial Management Service:</b>									
Salaries and expenses .....	15	.....	15	81	.....	81	78	.....	78
Payment to the Resolution Funding Corporation .....	141	.....	141	679	.....	679	353	.....	353
Interest paid to credit financing accounts .....	.....	.....	.....	-12	.....	-12	443	.....	443
Claims, judgements, and relief acts .....	70	.....	70	296	.....	296	312	.....	312
Other .....	33	.....	33	72	.....	72	98	.....	98
<b>Total—Financial Management Service .....</b>	<b>259</b>	<b>.....</b>	<b>259</b>	<b>1,116</b>	<b>.....</b>	<b>1,116</b>	<b>1,285</b>	<b>.....</b>	<b>1,285</b>
Federal Financing Bank .....	-94	.....	-94	262	.....	262	151	.....	151
Bureau of Alcohol, Tobacco, and Firearms:									
Salaries and expenses .....	75	.....	75	262	.....	262	236	.....	236
Laboratory facilities and headquarters .....	.....	.....	.....	.....	.....	.....	10	.....	10
Internal revenue collections for Puerto Rico .....	29	.....	29	123	.....	123	116	.....	116
United States Customs Service .....	282	.....	282	1,407	.....	1,407	1,147	.....	1,147
Bureau of Engraving and Printing .....	-13	.....	-13	-50	.....	-50	34	.....	34
United States Mint .....	96	168	-72	285	498	-213	256	559	-302
Bureau of the Public Debt .....	15	.....	15	96	.....	96	102	.....	102
<b>Internal Revenue Service:</b>									
Processing, assistance, and management .....	283	.....	283	1,109	.....	1,109	1,047	.....	1,047
Tax law enforcement .....	255	.....	255	1,114	.....	1,114	1,240	.....	1,240
Information systems .....	139	.....	139	497	.....	497	539	.....	539
Payment where earned income credit exceeds liability for tax .....	1,369	.....	1,369	1,556	.....	1,556	1,026	.....	1,026
Payment where child credit exceeds liability for tax .....	.....	.....	.....	94	.....	94	143	.....	143
Refunding internal revenue collections, interest .....	224	.....	224	1,117	.....	1,117	950	.....	950
Other .....	45	1	44	145	2	142	136	1	135
<b>Total—Internal Revenue Service .....</b>	<b>2,316</b>	<b>1</b>	<b>2,314</b>	<b>5,632</b>	<b>2</b>	<b>5,630</b>	<b>5,081</b>	<b>1</b>	<b>5,079</b>
United States Secret Service .....	91	.....	91	335	.....	335	361	.....	361
Comptroller of the Currency .....	31	197	-166	132	199	-68	131	105	27
Office of Thrift Supervision .....	13	52	-38	55	58	-3	48	56	-8
<b>Interest on the public debt:</b>									
Interest on Treasury debt securities (gross):									
Public issues (accrual basis) .....	13,108	.....	13,108	53,778	.....	53,778	59,150	.....	59,150
Special issues (cash basis) .....	55	.....	55	77,603	.....	77,603	74,901	.....	74,901
<b>Total—Interest on Treasury debt securities (gross) .....</b>	<b>13,163</b>	<b>.....</b>	<b>13,163</b>	<b>131,382</b>	<b>.....</b>	<b>131,382</b>	<b>134,051</b>	<b>.....</b>	<b>134,051</b>
<b>Total—Interest on the public debt .....</b>	<b>13,163</b>	<b>.....</b>	<b>13,163</b>	<b>131,382</b>	<b>.....</b>	<b>131,382</b>	<b>134,051</b>	<b>.....</b>	<b>134,051</b>
Other .....	25	.....	25	74	.....	74	125	.....	125
Proprietary receipts from the public .....	.....	563	-563	.....	681	-681	.....	1,245	-1,245
Intrabudgetary transactions .....	125	.....	125	-646	.....	-646	-715	.....	-715
Offsetting governmental receipts .....	.....	111	-111	.....	455	-455	.....	399	-399
<b>Total—Department of the Treasury .....</b>	<b>16,614</b>	<b>1,102</b>	<b>15,512</b>	<b>140,602</b>	<b>1,941</b>	<b>138,661</b>	<b>142,913</b>	<b>2,436</b>	<b>140,477</b>
<b>Department of Veterans Affairs:</b>									
Veterans Health Administration:									
Medical care .....	2,281	.....	2,281	7,841	.....	7,841	7,140	.....	7,140
Other .....	67	22	45	234	88	146	233	89	143
Veterans Benefits Administration:									
Public enterprise funds:									
Veterans housing benefit program fund .....	-1	5	-6	2	21	-20	124	24	99
Other .....	68	61	7	265	260	5	231	230	1
Compensation and pensions .....	2,292	.....	2,292	11,088	.....	11,088	8,171	.....	8,171
Readjustment benefits .....	180	.....	180	859	.....	859	669	.....	669
Insurance funds:									
National service life .....	107	.....	107	369	.....	369	365	.....	365
United States Government Life .....	1	.....	1	3	.....	3	3	.....	3
Veterans special life .....	12	3	10	40	81	-42	39	82	-43
Other .....	2	.....	2	-2	.....	-2	-6	.....	-6
<b>Total—Veterans Benefits Administration .....</b>	<b>2,660</b>	<b>69</b>	<b>2,591</b>	<b>12,623</b>	<b>363</b>	<b>12,260</b>	<b>9,597</b>	<b>336</b>	<b>9,261</b>
Construction .....	29	.....	29	131	.....	131	137	.....	137
Departmental Administration .....	145	.....	145	571	.....	571	436	.....	436
Proprietary receipts from the public:									
National service life .....	.....	17	-17	.....	59	-59	.....	64	-64
Other .....	.....	146	-146	.....	560	-560	.....	384	-384
Intrabudgetary transactions .....	(**)	.....	(**)	(**)	.....	(**)	-1	.....	-1
<b>Total—Department of Veterans Affairs .....</b>	<b>5,182</b>	<b>254</b>	<b>4,928</b>	<b>21,400</b>	<b>1,070</b>	<b>20,330</b>	<b>17,542</b>	<b>874</b>	<b>16,668</b>

**Table 5. Outlays of the U.S. Government, January 2003 and Other Periods—Continued**  
 [\$ millions]

Classification	This Month			Current Fiscal Year to Date			Prior Fiscal Year to Date		
	Gross Outlays	Applicable Receipts	Outlays	Gross Outlays	Applicable Receipts	Outlays	Gross Outlays	Applicable Receipts	Outlays
<b>Corps of Engineers:</b>									
Construction, general .....	160	.....	160	623	.....	623	547	.....	547
Operation and maintenance, general .....	86	.....	86	429	.....	429	670	.....	670
Flood control .....	25	.....	25	132	.....	132	119	.....	119
Rivers and harbors contributed funds .....	58	.....	58	145	.....	145	98	.....	98
Harbor maintenance trust fund .....	55	.....	55	222	.....	222	.....	.....	.....
Other .....	83	.....	83	436	.....	436	440	.....	440
Proprietary receipts from the public .....	.....	83	-83	.....	181	-181	.....	106	-106
Intrabudgetary transactions .....	.....	.....	.....	-10	.....	-10	-10	.....	-10
<b>Total—Corps of Engineers .....</b>	<b>468</b>	<b>83</b>	<b>385</b>	<b>1,976</b>	<b>181</b>	<b>1,795</b>	<b>1,864</b>	<b>106</b>	<b>1,759</b>
<b>Other Defense Civil Programs:</b>									
Military Retirement:									
Payment to military retirement fund .....	.....	.....	.....	17,928	.....	17,928	17,047	.....	17,047
Military retirement fund .....	2,955	.....	2,955	11,773	.....	11,773	11,608	.....	11,608
Retiree Health Care:									
Payment to uniformed services retiree health care fund .....	.....	.....	.....	14,369	.....	14,369	.....	.....	.....
Uniformed services retiree health care fund .....	570	.....	570	1,576	.....	1,576	.....	.....	.....
Educational Benefits .....	23	.....	23	104	.....	104	95	.....	95
Other .....	23	.....	23	65	.....	65	45	.....	45
Proprietary receipts from the public .....	.....	1	-1	.....	6	-6	.....	5	-5
Intrabudgetary transactions .....	-35	.....	-35	-32,481	.....	-32,481	-17,160	.....	-17,160
<b>Total—Other Defense Civil Programs .....</b>	<b>3,535</b>	<b>1</b>	<b>3,534</b>	<b>13,334</b>	<b>6</b>	<b>13,328</b>	<b>11,635</b>	<b>5</b>	<b>11,630</b>
<b>Environmental Protection Agency:</b>									
Science and technology .....	60	.....	60	236	.....	236	227	.....	227
Environmental programs and management .....	177	.....	177	695	.....	695	724	.....	724
State and tribal assistance grants .....	342	.....	342	1,186	.....	1,186	1,030	.....	1,030
Hazardous substance superfund .....	116	.....	116	427	.....	427	378	.....	378
Other .....	10	14	-4	66	14	52	668	16	652
Proprietary receipts from the public .....	.....	7	-7	.....	37	-37	.....	55	-55
Intrabudgetary transactions .....	.....	.....	.....	.....	.....	.....	-635	.....	-635
Offsetting governmental receipts .....	.....	(* *)	(* *)	.....	3	-3	.....	2	-2
<b>Total—Environmental Protection Agency .....</b>	<b>704</b>	<b>22</b>	<b>683</b>	<b>2,611</b>	<b>53</b>	<b>2,557</b>	<b>2,393</b>	<b>74</b>	<b>2,319</b>
<b>Executive Office of the President:</b>									
Compensation of the President and the White House Office .....									
Office .....	5	.....	5	18	.....	18	17	.....	17
Office of Management and Budget .....	9	.....	9	27	.....	27	22	.....	22
Office of National Drug Control Policy .....	3	.....	3	21	.....	21	8	.....	8
Emergency response fund .....	.....	.....	.....	.....	.....	.....	88	.....	88
Other .....	21	.....	21	59	.....	59	91	.....	91
<b>Total—Executive Office of the President .....</b>	<b>39</b>	.....	<b>39</b>	<b>125</b>	.....	<b>125</b>	<b>226</b>	.....	<b>226</b>
<b>Federal Emergency Management Agency:</b>									
Public enterprise funds .....	53	51	1	191	217	-26	186	204	-17
Disaster relief .....	394	.....	394	1,280	.....	1,280	1,130	.....	1,130
Emergency management planning and assistance .....	53	.....	53	222	.....	222	125	.....	125
Other .....	35	.....	35	125	.....	125	120	.....	120
Proprietary receipts from the public .....	.....	.....	.....	.....	.....	.....	.....	.....	.....
Offsetting governmental receipts .....	.....	.....	.....	.....	.....	.....	.....	.....	.....
<b>Total—Federal Emergency Management Agency .....</b>	<b>535</b>	<b>51</b>	<b>483</b>	<b>1,818</b>	<b>217</b>	<b>1,601</b>	<b>1,560</b>	<b>204</b>	<b>1,357</b>
<b>General Services Administration:</b>									
Real Property Activities .....	58	.....	58	97	.....	97	51	.....	51
Supply and Technology Activities .....	-118	.....	-118	-86	.....	-86	-222	.....	-222
General Activities .....	17	.....	17	86	.....	86	56	.....	56
Proprietary receipts from the public .....	.....	1	-1	.....	2	-2	.....	1	-1
<b>Total—General Services Administration .....</b>	<b>-43</b>	<b>1</b>	<b>-43</b>	<b>96</b>	<b>2</b>	<b>94</b>	<b>-116</b>	<b>1</b>	<b>-117</b>
<b>International Security Assistance Program:</b>									
International Security Assistance:									
Foreign military loan program .....	8	50	-42	47	133	-85	44	255	-211
Foreign military financing program .....	355	.....	355	1,569	.....	1,569	3,762	.....	3,762
Economic support fund .....	263	.....	263	1,138	.....	1,138	1,309	.....	1,309
Other .....	25	.....	25	124	.....	124	130	.....	130
Proprietary receipts from the public .....	.....	.....	.....	.....	.....	.....	.....	.....	.....
<b>Total—International Security Assistance .....</b>	<b>651</b>	<b>50</b>	<b>601</b>	<b>2,878</b>	<b>133</b>	<b>2,745</b>	<b>5,245</b>	<b>255</b>	<b>4,990</b>

**Table 5. Outlays of the U.S. Government, January 2003 and Other Periods—Continued**  
 [\$ millions]

Classification	This Month			Current Fiscal Year to Date			Prior Fiscal Year to Date		
	Gross Outlays	Applicable Receipts	Outlays	Gross Outlays	Applicable Receipts	Outlays	Gross Outlays	Applicable Receipts	Outlays
<b>International Assistance Program:—Continued</b>									
Multilateral Assistance:									
Contribution to the International Development									
Association .....	235	.....	235	471	.....	471	469	.....	469
International organizations and programs .....	1	.....	1	4	.....	4	12	.....	12
Other .....	88	.....	88	166	.....	166	207	.....	207
Proprietary receipts from the public .....	.....	.....	.....	.....	.....	.....	.....	.....	.....
<b>Total—Multilateral Assistance .....</b>	<b>324</b>	<b>.....</b>	<b>324</b>	<b>640</b>	<b>.....</b>	<b>640</b>	<b>688</b>	<b>.....</b>	<b>688</b>
International Development Assistance:									
Agency for International Development:									
Economic assistance loans .....	.....	127	-127	2	312	-309	.....	306	-306
Sustainable development assistance program .....	125	.....	125	417	.....	417	453	.....	453
Child survival and disease programs .....	63	.....	63	321	.....	321	227	.....	227
Assistance for the independent States of the Former Soviet Union .....	30	.....	30	195	.....	195	149	.....	149
Operating expenses .....	49	.....	49	196	.....	196	170	.....	170
Payment to the Foreign Service retirement and disability fund .....	.....	.....	.....	.....	.....	.....	45	.....	45
Other .....	92	1	91	247	2	246	295	6	289
Proprietary receipts from the public .....	.....	.....	.....	.....	(**)	(**)	.....	.....	.....
Intrabudgetary transactions .....	.....	.....	.....	.....	.....	.....	.....	.....	.....
<b>Total—Agency for International Development .....</b>	<b>359</b>	<b>128</b>	<b>231</b>	<b>1,378</b>	<b>313</b>	<b>1,065</b>	<b>1,340</b>	<b>312</b>	<b>1,028</b>
Overseas Private Investment Corporation:									
Overseas private investment corporation account .....	8	7	(**)	24	81	-58	16	89	-74
Proprietary receipts from the public .....	.....	.....	.....	.....	.....	.....	.....	.....	.....
<b>Total—Overseas Private Investment Corporation .....</b>	<b>8</b>	<b>7</b>	<b>(**)</b>	<b>24</b>	<b>81</b>	<b>-58</b>	<b>16</b>	<b>89</b>	<b>-74</b>
Peace Corps .....	24	.....	24	90	(**)	90	78	.....	78
Other .....	(**)	.....	(**)	18	.....	18	30	.....	30
<b>Total—International Development Assistance .....</b>	<b>391</b>	<b>135</b>	<b>256</b>	<b>1,510</b>	<b>395</b>	<b>1,116</b>	<b>1,464</b>	<b>402</b>	<b>1,063</b>
International Monetary Programs .....	-274	.....	-274	-854	.....	-854	659	.....	659
Military Sales Programs:									
Foreign military sales trust fund .....	854	.....	854	3,658	.....	3,658	3,538	.....	3,538
Other .....	(**)	(**)	(**)	1	(**)	1	-1	2	-4
Proprietary receipts from the public .....	.....	743	-743	.....	3,495	-3,495	.....	3,069	-3,069
Other .....	.....	.....	.....	.....	.....	.....	.....	.....	.....
<b>Total—International Assistance Program .....</b>	<b>1,945</b>	<b>928</b>	<b>1,018</b>	<b>7,834</b>	<b>4,022</b>	<b>3,812</b>	<b>11,594</b>	<b>3,728</b>	<b>7,866</b>
<b>National Aeronautics and Space Administration:</b>									
Human space flight .....	542	.....	542	2,056	.....	2,056	2,152	.....	2,152
Science, aeronautics, and technology .....	585	.....	585	2,422	.....	2,422	2,255	.....	2,255
Mission support .....	8	.....	8	55	.....	55	319	.....	319
Other .....	2	.....	2	7	.....	7	8	.....	8
<b>Total—National Aeronautics and Space Administration .....</b>	<b>1,137</b>	<b>.....</b>	<b>1,137</b>	<b>4,541</b>	<b>.....</b>	<b>4,541</b>	<b>4,734</b>	<b>.....</b>	<b>4,734</b>
<b>National Science Foundation:</b>									
Research and related activities .....	313	.....	313	1,315	.....	1,315	1,138	.....	1,138
Education and human resources .....	3	.....	3	47	.....	47	65	.....	65
Other .....	22	.....	22	62	.....	62	66	.....	66
<b>Total—National Science Foundation .....</b>	<b>338</b>	<b>.....</b>	<b>338</b>	<b>1,424</b>	<b>.....</b>	<b>1,424</b>	<b>1,270</b>	<b>.....</b>	<b>1,270</b>
<b>Office of Personnel Management:</b>									
Government payment for annuitants, employees health and life insurance benefits .....	496	.....	496	2,150	.....	2,150	1,954	.....	1,954
Payment to civil service retirement and disability fund .....	.....	.....	.....	.....	.....	.....	.....	.....	.....
Civil service retirement and disability fund .....	4,230	.....	4,230	16,589	.....	16,589	16,082	.....	16,082
Employees life insurance fund .....	173	203	-30	640	1,109	-469	754	1,112	-358
Employees and retired employees health benefits fund .....	2,048	2,253	-205	8,060	8,319	-258	7,295	7,134	161
Other .....	19	.....	19	88	.....	88	123	.....	123
Intrabudgetary transactions:									
Civil service retirement and disability fund:									
General fund contributions .....	.....	.....	.....	.....	.....	.....	.....	.....	.....
Other .....	-3	.....	-3	-11	.....	-11	-9	.....	-9
<b>Total—Office of Personnel Management .....</b>	<b>6,963</b>	<b>2,457</b>	<b>4,507</b>	<b>27,517</b>	<b>9,427</b>	<b>18,090</b>	<b>26,199</b>	<b>8,246</b>	<b>17,953</b>



**Table 5. Outlays of the U.S. Government, January 2003 and Other Periods—Continued**  
 [\$ millions]

Classification	This Month			Current Fiscal Year to Date			Prior Fiscal Year to Date		
	Gross Outlays	Applicable Receipts	Outlays	Gross Outlays	Applicable Receipts	Outlays	Gross Outlays	Applicable Receipts	Outlays
<b>Small Business Administration:</b>									
Public enterprise funds:									
Business loan fund .....	2	-26	28	71	26	44	220	47	173
Disaster loan fund .....	11	35	-24	48	35	14	229	20	208
Other .....	1	(**)	1	3	2	2	2	2	(**)
Other .....	53	(**)	53	187	(**)	187	-112	(**)	-112
Proprietary receipts from the public .....									
<b>Total—Small Business Administration .....</b>	<b>67</b>	<b>9</b>	<b>58</b>	<b>310</b>	<b>63</b>	<b>247</b>	<b>339</b>	<b>69</b>	<b>270</b>
<b>Social Security Administration:</b>									
Payments to social security trust funds .....	3,796		3,796	7,488		7,488	6,740		6,740
Special benefits for disabled coal miners .....	35		35	141		141	151		151
Supplemental security income program .....	2,893		2,893	13,992		13,992	11,009		11,009
Federal old-age and survivors insurance trust fund (off-budget):									
Benefit payments .....	32,955		32,955	130,758		130,758	125,885		125,885
Administrative expenses .....	387		387	955		955	331		331
Payment to railroad retirement account .....									
Quinquennial military service credit adjustment .....									
<b>Total—FOAS trust fund .....</b>	<b>33,342</b>		<b>33,342</b>	<b>131,713</b>		<b>131,713</b>	<b>126,216</b>		<b>126,216</b>
Federal disability insurance trust fund (off-budget):									
Benefit payments .....	5,687		5,687	22,429		22,429	20,487		20,487
Administrative expenses .....	143		143	583		583	545		545
Payment to railroad retirement account .....									
Quinquennial military service credit adjustment .....					(**)		(**)		(**)
<b>Total—FDI trust fund .....</b>	<b>5,830</b>		<b>5,830</b>	<b>23,012</b>		<b>23,012</b>	<b>21,033</b>		<b>21,033</b>
Other .....	17		17	17		17	-4		-4
Proprietary receipts from the public:									
On-budget .....		197	-197		482	-482		389	-389
Off-budget .....		4	-4		14	-14		13	-13
Intrabudgetary transactions:									
On-budget:									
Quinquennial adjustment for military service credits from FOASI and FDI .....									
Off-budget <sup>1</sup> .....	-3,796		-3,796	-7,488		-7,488	-6,745		-6,745
<b>Total—Social Security Administration .....</b>	<b>42,116</b>	<b>201</b>	<b>41,915</b>	<b>168,876</b>	<b>496</b>	<b>168,380</b>	<b>158,400</b>	<b>401</b>	<b>157,999</b>
<b>Other independent agencies:</b>									
Appalachian Regional Commission .....	7	(**)	7	30	1	29	33	2	32
Broadcasting Board of Governors .....	45		45	169		169	141		141
Corporation for National and Community Service .....	72		72	292		292	252		252
Corporation for Public Broadcasting .....				372		372	350		350
District of Columbia:									
Courts .....	12		12	44	(**)	44	41	(**)	41
Corrections .....	(**)		(**)	1		1	19		19
General and special payments .....	38	6	32	148	12	136	226	19	208
Financing .....									
Equal Employment Opportunity Commission .....	34	(**)	34	106	1	105	102	(**)	102
Export-Import Bank of the United States .....	81	58	24	279	103	176	402	210	191
Federal Communications Commission:									
Universal service fund .....	452		452	1,941		1,941	1,651		1,651
Spectrum auction program account .....	1		1	3		3	2		2
Other .....	4	14	-10	54	18	36	64	7	57
Federal Deposit Insurance Corporation:									
Bank insurance fund .....	69	196	-127	374	877	-502	1,221	651	569
Savings association insurance fund .....	12	57	-45	46	207	-161	1,274	470	804
FSLIC resolution fund:									
Resolution Trust Corporation closeout .....	404	12	392	420	229	191	728	453	275
Other .....	3	6	-4	22	123	-101	74	117	-43
Office of Inspector General .....									
<b>Total—Federal Deposit Insurance Corporation .....</b>	<b>488</b>	<b>271</b>	<b>217</b>	<b>863</b>	<b>1,436</b>	<b>-572</b>	<b>3,297</b>	<b>1,691</b>	<b>1,606</b>
Federal Drug Control Programs .....	124		124	323		323	131		131
Legal Services Corporation .....	20		20	108		108	114		114
National Archives and Records Administration .....	14	(**)	14	83	4	79	72	(**)	72
National Credit Union Administration .....	10	15	-6	73	320	-247	46	334	-287
National Endowment for the Arts .....	10		10	39		39	35		35
National Endowment for the Humanities .....	10		10	35		35	34		34
Institute of Museum and Library Services .....	17		17	85		85	65		65

**Table 5. Outlays of the U.S. Government, January 2003 and Other Periods—Continued**  
 [\$ millions]

Classification	This Month			Current Fiscal Year to Date			Prior Fiscal Year to Date		
	Gross Outlays	Applicable Receipts	Outlays	Gross Outlays	Applicable Receipts	Outlays	Gross Outlays	Applicable Receipts	Outlays
<b>Other independent agencies:—Continued</b>									
National Labor Relations Board .....	24	.....	24	76	.....	76	73	.....	73
Nuclear Regulatory Commission .....	43	34	9	178	148	30	165	142	23
Postal Service:									
Public enterprise funds (off-budget) .....	6,251	26,080	171	21,366	25,197	-3,831	20,612	24,073	-3,462
Payments to the Postal Service fund .....	.....	.....	.....	69	.....	69	271	.....	271
<b>Railroad Retirement Board:</b>									
Federal windfall subsidy .....	11	.....	11	45	.....	45	49	.....	49
Federal payments to the railroad retirement accounts ..	92	.....	92	247	.....	247	166	.....	166
Railroad unemployment insurance trust fund:									
Benefit payments .....	13	.....	13	39	.....	39	40	.....	40
Administrative expenses .....	.....	.....	.....	.....	.....	.....	.....	.....	.....
Rail industry pension fund:									
Benefit payments .....	290	.....	290	1,154	.....	1,154	1,027	.....	1,027
Advances from FOASDI fund .....	-99	.....	-99	-388	.....	-388	-479	.....	-479
OASDI certifications .....	99	.....	99	388	.....	388	479	.....	479
Administrative expenses .....	10	.....	10	33	.....	33	34	.....	34
Interest on refund of taxes .....	(*)	.....	(*)	(*)	.....	(*)	(*)	.....	(*)
Transfers to the National railroad retirement investment trust .....	2,000	.....	2,000	10,250	.....	10,250	.....	.....	.....
Other .....	1	.....	1	2	.....	2	2	.....	2
National railroad retirement investment trust:									
Benefit payments .....	.....	.....	.....	.....	.....	.....	.....	.....	.....
Administrative expenses .....	(*)	.....	(*)	1	.....	1	.....	.....	.....
Supplemental annuity pension fund:									
Benefit payments .....	.....	.....	.....	.....	.....	.....	17	.....	17
Interest on refund of taxes .....	.....	.....	.....	.....	.....	.....	(*)	.....	(*)
Transfers to the National railroad retirement investment trust .....	.....	.....	.....	.....	.....	.....	.....	.....	.....
Railroad Social Security equivalent benefit account:									
Benefit payments .....	437	.....	437	1,736	.....	1,736	1,721	.....	1,721
Interest on refund of taxes .....	(*)	.....	(*)	(*)	.....	(*)	(*)	.....	(*)
Transfers to the National railroad retirement investment trust .....	.....	.....	.....	.....	.....	.....	.....	.....	.....
Other .....	.....	.....	.....	.....	.....	.....	.....	.....	.....
Proprietary receipts from the public .....	.....	(*)	(*)	.....	(*)	(*)	.....	.....	.....
Intrabudgetary transactions:									
Payments from other funds to the railroad retirement trust funds .....	.....	.....	.....	.....	.....	.....	.....	.....	.....
Payments from the railroad retirement trust funds to the National railroad retirement investment trust .....	-2,000	.....	-2,000	-10,250	.....	-10,250	.....	.....	.....
Other .....	-92	.....	-92	-247	.....	-247	-166	.....	-166
<b>Total—Railroad Retirement Board .....</b>	<b>761</b>	<b>(*)</b>	<b>761</b>	<b>3,009</b>	<b>(*)</b>	<b>3,009</b>	<b>2,890</b>	<b>.....</b>	<b>2,890</b>
Securities and Exchange Commission .....	36	.....	36	84	.....	84	80	.....	80
Smithsonian Institution .....	25	.....	25	97	.....	97	185	.....	185
Tennessee Valley Authority .....	775	1,119	-344	3,550	3,833	-283	3,798	4,107	-310
Other .....	121	34	86	657	149	508	718	133	585
<b>Total—Other independent agencies .....</b>	<b>9,473</b>	<b>7,632</b>	<b>1,841</b>	<b>34,137</b>	<b>31,222</b>	<b>2,914</b>	<b>35,869</b>	<b>30,718</b>	<b>5,151</b>
<b>Undistributed offsetting receipts:</b>									
Other interest .....	.....	.....	.....	.....	(*)	(*)	.....	(*)	(*)
Department of Defense Medicare-Eligible Health Care Fund .....	-652	.....	-652	-2,547	.....	-2,547	.....	.....	.....
<b>Employer share, employee retirement:</b>									
Department of Health and Human Services:									
Federal hospital insurance trust fund:									
Federal employer contributions .....	-187	.....	-187	-790	.....	-790	-706	.....	-706
Postal Service employer contributions .....	-62	.....	-62	-248	.....	-248	-241	.....	-241
Payments for military service credits .....	.....	.....	.....	.....	.....	.....	.....	.....	.....
Department of State:									
Foreign Service retirement and disability fund .....	-12	.....	-12	-52	.....	-52	-48	.....	-48
Other Defense Civil Programs:									
Military retirement fund .....	-1,087	.....	-1,087	-4,219	.....	-4,219	-4,034	.....	-4,034
Office of Personnel Management:									
Civil service retirement and disability fund .....	-1,323	.....	-1,323	-4,811	.....	-4,811	-4,329	.....	-4,329
Social Security Administration (off-budget):									
Federal old-age and survivors insurance trust fund:									
Federal employer contributions .....	-686	.....	-686	-2,642	.....	-2,642	-2,314	.....	-2,314
Payments for military service credits .....	.....	.....	.....	.....	.....	.....	.....	.....	.....
Federal disability insurance trust fund:									
Federal employer contributions .....	-117	.....	-117	-450	.....	-450	-393	.....	-393
Payments for military service credits .....	.....	.....	.....	.....	.....	.....	.....	.....	.....
Other .....	(*)	.....	(*)	-1	.....	-1	-1	.....	-1
<b>Total—Employer share, employee retirement .....</b>	<b>-3,473</b>	<b>.....</b>	<b>-3,473</b>	<b>-13,213</b>	<b>.....</b>	<b>-13,213</b>	<b>-12,067</b>	<b>.....</b>	<b>-12,067</b>

**Table 5. Outlays of the U.S. Government, January 2003 and Other Periods—Continued**  
 [\$ millions]

Classification	This Month			Current Fiscal Year to Date			Prior Fiscal Year to Date		
	Gross Outlays	Applicable Receipts	Outlays	Gross Outlays	Applicable Receipts	Outlays	Gross Outlays	Applicable Receipts	Outlays
<b>Undistributed offsetting receipts:—Continued</b>									
Interest received by trust funds:									
Judicial Branch:									
Judicial survivors annuity fund .....	-1	.....	-1	-7	.....	-7	-9	.....	-9
Department of Health and Human Services:									
Federal hospital insurance trust fund .....	-10	.....	-10	-7,223	.....	-7,223	-6,618	.....	-6,618
Federal supplementary medical insurance trust fund .....	-15	.....	-15	-1,261	.....	-1,261	-1,433	.....	-1,433
Department of Labor:									
Unemployment trust fund .....	-11	.....	-11	-2,086	.....	-2,086	-2,850	.....	-2,850
Department of State:									
Foreign Service retirement and disability fund .....	(* *)	.....	(* *)	-384	.....	-384	-379	.....	-379
Department of Transportation:									
Oil spill liability trust fund .....	(* *)	.....	(* *)	-3	.....	-3	-6	.....	-6
Airport and airway trust fund .....	-2	.....	-2	-273	.....	-273	-422	.....	-422
Highway trust fund .....	-19	.....	-19	-19	.....	-19	.....	.....	.....
Department of Veterans Affairs:									
National service life insurance fund .....	(* *)	.....	(* *)	-393	.....	-393	-412	.....	-412
United States government life insurance fund .....	(* *)	.....	(* *)	-2	.....	-2	-2	.....	-2
Corps of Engineers .....	(* *)	.....	(* *)	-2	.....	-2	-10	.....	-10
Other Defense Civil Programs:									
Military retirement fund .....	263	.....	263	-3,916	.....	-3,916	-5,187	.....	-5,187
Educational benefits fund .....	1	.....	1	-9	.....	-9	-15	.....	-15
Armed Forces Retirement Home .....	(* *)	.....	(* *)	-2	.....	-2	3	.....	3
Environmental Protection Agency .....	-1	.....	-1	-34	.....	-34	-116	.....	-116
National Aeronautics and Space Administration .....	.....	.....	.....	(* *)	.....	(* *)	(* *)	.....	(* *)
Office of Personnel Management:									
Civil service retirement and disability fund .....	-1	.....	-1	-18,097	.....	-18,097	-17,856	.....	-17,856
Social Security Administration (off-budget):									
Federal old-age and survivors insurance trust fund ...	-15	.....	-15	-36,097	.....	-36,097	-33,042	.....	-33,042
Federal disability insurance trust fund .....	-3	.....	-3	-4,664	.....	-4,664	-4,207	.....	-4,207
Independent agencies:									
Railroad Retirement Board .....	37	.....	37	-706	.....	-706	-35	.....	-35
Other .....	-4	.....	-4	-45	.....	-45	-59	.....	-59
Other .....	-2	.....	-2	-13	.....	-13	-14	.....	-14
Total—Interest received by trust funds .....	216	.....	216	-75,236	.....	-75,236	-72,670	.....	-72,670
Rents and royalties on the outer continental shelf lands ..	.....	304	-304	.....	1,352	-1,352	.....	2,215	-2,215
Sale of major assets .....	.....	.....	.....	.....	.....	.....	.....	.....	.....
Spectrum auction proceeds .....	.....	.....	.....	.....	.....	.....	.....	.....	.....
<b>Total—Undistributed offsetting receipts .....</b>	<b>-3,909</b>	<b>304</b>	<b>-4,213</b>	<b>-90,996</b>	<b>1,352</b>	<b>-92,348</b>	<b>-84,737</b>	<b>2,215</b>	<b>-86,951</b>
<b>Total outlays .....</b>	<b>195,520</b>	<b>18,733</b>	<b>176,786</b>	<b>783,858</b>	<b>70,962</b>	<b>712,896</b>	<b>733,624</b>	<b>72,236</b>	<b>661,388</b>
<b>Total on-budget .....</b>	<b>154,714</b>	<b>12,650</b>	<b>142,064</b>	<b>659,108</b>	<b>45,750</b>	<b>613,358</b>	<b>612,465</b>	<b>48,150</b>	<b>564,314</b>
<b>Total off-budget .....</b>	<b>40,806</b>	<b>6,084</b>	<b>34,722</b>	<b>124,750</b>	<b>25,212</b>	<b>99,539</b>	<b>121,160</b>	<b>24,086</b>	<b>97,074</b>
<b>Total surplus (+) or deficit .....</b>			<b>+11,111</b>			<b>-97,607</b>			<b>+8,373</b>
<b>Total on-budget .....</b>			<b>-3,367</b>			<b>-165,244</b>			<b>-54,454</b>
<b>Total off-budget .....</b>			<b>+14,478</b>			<b>+67,637</b>			<b>+62,827</b>

**MEMORANDUM**

Receipts offset against outlays

[\$ millions]

	Current Fiscal Year to Date	Comparable Period Prior Fiscal Year
Proprietary receipts .....	18,112	17,777
Intrabudgetary transactions .....	170,133	140,307
Governmental receipts .....	1,314	1,119
Total receipts offset against outlays .....	<u>189,559</u>	<u>159,202</u>

<sup>1</sup>Includes FICA and SECA tax credits, non-contributory military service credits, special benefits for the aged, and credit for the unnegotiated OASI benefit checks.

<sup>2</sup>The Postal Service accounting is comprised of thirteen 28-day periods. To conform with the MTS calendar-month reporting basis used by all other Federal agencies, the MTS reflects USPS results through January 26<sup>th</sup> and estimates for \$423 million through January 31<sup>st</sup>.

... No Transactions.

(\* \*) Less than \$500,000.

Note: Details may not add to totals due to rounding.

**Table 6. Means of Financing the Deficit or Disposition of Surplus by the U.S. Government, January 2003 and Other Periods**

[\$ millions]

Assets and Liabilities Directly Related to Budget Off-budget Activity	Net Transactions (-) denotes net reduction of either liability or asset accounts			Account Balances Current Fiscal Year		
	This Month	Fiscal Year to Date		Beginning of		Close of This month
		This Year	Prior Year	This Year	This Month	
<b>Liability accounts:</b>						
Borrowing from the public:						
Treasury securities, issued under general Financing authorities:						
Debt held by the public .....	-10,962	83,798	39,614	3,553,180	3,647,940	3,636,978
Intragovernmental holdings .....	6,631	89,343	90,151	2,675,056	2,757,768	2,764,399
Total Treasury securities outstanding .....	-4,331	173,141	129,765	6,228,236	6,405,707	6,401,377
Plus premium on Treasury securities .....	294	629	609	3,525	3,860	4,154
Less discount on Treasury securities .....	-1,000	-6,464	-3,511	60,803	55,340	54,340
Total Treasury securities net of Premium and discount .....	-3,037	180,233	133,885	6,170,959	6,354,229	6,351,192
Agency securities, issued under special financing authorities (see Schedule B. for other Agency borrowing, see Schedule C) .....	-353	-248	-270	27,170	27,275	26,923
Total federal securities .....	-3,389	179,986	133,615	6,198,129	6,381,504	6,378,115
Deduct:						
Federal securities held as investments of government accounts (see Schedule D) .....	6,605	89,279	90,181	2,675,648	2,758,322	2,764,927
Less discount on federal securities held as investments of government accounts .....	-903	-4,736	854	17,673	13,840	12,937
Net federal securities held as investments of government accounts .....	7,508	94,015	89,327	2,657,974	2,744,482	2,751,989
Total borrowing from the public .....	-10,897	85,971	44,288	3,540,155	3,637,022	3,626,125
Accrued interest payable to the public .....	5,700	6,854	2,247	32,869	34,023	39,723
Allocations of special drawing rights .....	83	264	-230	6,481	6,661	6,744
Deposit funds .....	-72	1,200	985	7,186	8,458	8,386
Miscellaneous liability accounts (includes checks outstanding etc.) .....	-92	-1,071	-6,957	8,098	7,118	7,026
<b>Total liability accounts .....</b>	<b>-5,278</b>	<b>93,218</b>	<b>40,333</b>	<b>3,594,788</b>	<b>3,693,283</b>	<b>3,688,005</b>
<b>Asset accounts (deduct)</b>						
Cash and monetary assets:						
U.S. Treasury operating cash: <sup>1</sup>						
Federal Reserve account .....	1,089	-2,370	3,892	7,879	4,420	5,509
Tax and loan note accounts .....	-2,924	-27,346	27,257	53,007	28,585	25,661
Balance .....	-1,835	-29,716	31,149	60,886	33,005	31,170
Special drawing rights:						
Total holdings .....	-868	-412	-262	11,710	12,166	11,298
SDR certificates issued to Federal Reserve Banks .....	.....	.....	.....	-2,200	-2,200	-2,200
Balance .....	-868	-412	-262	9,510	9,966	9,098
Reserve position on the U.S. quota in the IMF:						
U.S. subscription to International Monetary Fund:						
Direct quota payments .....	.....	.....	.....	46,525	46,525	46,525
Maintenance of value adjustments .....	632	2,000	-1,745	2,612	3,980	4,613
Letter of credit issued to IMF .....	-271	246	-143	-26,876	-26,359	-26,630
Dollar deposits with the IMF .....	-29	-10	-1	-113	-94	-123
Receivable/Payable (-) for interim maintenance of value adjustments .....	-358	-1,146	1,086	-1,284	-2,073	-2,430
Balance .....	-25	1,090	-803	20,864	21,980	21,954
Loans to International Monetary Fund .....	.....	.....	.....	.....	.....	.....
Other cash and monetary assets .....	5,326	14,523	12,941	49,834	59,031	64,357
Total cash and monetary assets .....	2,599	-14,514	43,024	141,093	123,981	126,580
Non-federal securities of the national railroad Retirement investment trust .....	2,000	10,249	.....	1,500	9,750	11,750
Net Activity, Guaranteed Loan Financing .....	-1,459	-1,924	379	-16,293	-16,757	-18,217
Net Activity, Direct Loan Financing .....	2,336	2,097	4,492	139,306	139,067	141,403
Miscellaneous asset accounts .....	358	-298	-1,981	376	-280	78
<b>Total asset accounts .....</b>	<b>5,833</b>	<b>-4,390</b>	<b>45,914</b>	<b>265,983</b>	<b>255,761</b>	<b>261,594</b>
<b>Excess of liabilities (+) or assets (-) .....</b>	<b>-11,111</b>	<b>+97,607</b>	<b>-5,581</b>	<b>+3,328,804</b>	<b>+3,437,522</b>	<b>+3,426,412</b>
Transactions not applied to current year's surplus or deficit (see Schedule A for Details) .....	.....	.....	-2,792	.....	.....	.....
<b>Total budget and off-budget federal entities (financing of deficit (+) or disposition of surplus (-)) .....</b>	<b>-11,111</b>	<b>+97,607</b>	<b>-8,373</b>	<b>+3,328,804</b>	<b>+3,437,522</b>	<b>+3,426,412</b>

<sup>1</sup>Major sources of information used to determine Treasury's operating cash balance include Federal Reserve Banks, the Treasury Regional Finance Centers, the Internal Revenue Service Centers, the Bureau of the Public Debt and various electronic systems. Deposits are reflected as received and withdrawals are reflected as processed.

... No Transactions.  
Note: Details may not add to totals due to rounding.

**Table 6. Schedule A—Analysis of Change in Excess of Liabilities of the U.S. Government, January 2003 and Other Periods**

[\$ millions]

Classification	This Month	Fiscal Year to Date	
		This Year	Prior Year
		<b>Excess of liabilities beginning of period:</b>	
Based on composition of unified budget in preceding period .....	3,437,522	3,330,364	3,167,986
Adjustments during current fiscal year for changes in composition of unified budget:			
Revisions by federal agencies to the prior budget results .....	.....	-1,560	226
<b>Excess of liabilities beginning of period (current basis) .....</b>	<b>3,437,522</b>	<b>3,328,804</b>	<b>3,168,212</b>
<b>Budget surplus (-) or deficit:</b>			
Based on composition of unified budget in prior fiscal year .....	-11,111	97,607	-8,373
Changes in composition of unified budget .....	.....	.....	.....
<b>Total surplus (-) or deficit (Table 2) .....</b>	<b>-11,111</b>	<b>97,607</b>	<b>-8,373</b>
Total-on-budget (Table 2) .....	3,367	165,244	54,454
Total-off-budget (Table 2) .....	-14,478	-67,637	-62,827
<b>Transactions not applied to current year's surplus or deficit:</b>			
Premium/Discount on buyback of U.S. Treasury securities .....	.....	.....	2,793
Profit on sale of gold .....	.....	.....	-2
Reclassification of aged unreconciled accounts .....	.....	.....	1
Total-transactions not applied to current year's surplus or deficit .....	.....	.....	2,792
<b>Excess of liabilities close of period .....</b>	<b>3,426,412</b>	<b>3,426,412</b>	<b>3,162,631</b>

**Table 6. Schedule B—Securities Issued by Federal Agencies Under Special Financing Authorities, January 2003 and Other Periods**

[\$ millions]

Classification	Net Transactions (-) denotes net reduction of liability accounts			Account Balances Current Fiscal Year		
	This Month	Fiscal Year to Date		Beginning of		Close of This month
		This Year	Prior Year	This Year	This Month	
<b>Agency securities, issued under special financing authorities:</b>						
Obligations guaranteed by the United States, issued by:						
Department of Housing and Urban Development:						
Federal Housing Administration .....	10	56	52	298	344	354
Obligations not guaranteed by the United States, issued by:						
Legislative Branch:						
Architect of the Capitol .....	1	5	5	168	172	173
Independent agencies:						
Farm Credit System Financial Assistance Corporation .....	.....	.....	.....	775	775	775
Federal Communications Commission .....	.....	.....	.....	114	114	114
National Archives and Records Administration .....	.....	.....	.....	258	258	258
Tennessee Valley Authority .....	-364	-309	-328	25,557	25,612	25,248
<b>Total agency securities .....</b>	<b>-353</b>	<b>-248</b>	<b>-270</b>	<b>27,170</b>	<b>27,275</b>	<b>26,923</b>

... No Transactions.

Note: Details may not add to totals due to rounding.

**Table 6. Schedule C (Memorandum)—Federal Agency Borrowing Financed Through the Issue of Treasury Securities, January 2003 and Other Periods**

[\$ millions]

Classification	Transactions			Account Balances Current Fiscal Year		
	This Month	Fiscal Year to Date		Beginning of		Close of This month
		This Year	Prior Year	This Year	This Month	
<b>Borrowing from the Treasury:</b>						
Department of Agriculture:						
Farm Service Agency:						
Commodity Credit Corporation .....	2,887	-2,548	-5,104	19,234	13,799	16,686
Agricultural credit insurance fund .....			1,055	5,550	5,550	5,550
Farm storage facility loans .....		4	8	261	265	265
Apple loans fund .....				20	20	20
Emergency boll weevil loan fund .....				4	4	4
Natural Resources Conservation Service .....				5	5	5
Rural Housing Service:						
Rural housing insurance .....				9,708	9,708	9,708
Rural community facility loans fund .....			20	1,072	1,072	1,072
Rural Business – Cooperative Service:						
Rural business and industry loans .....			5	140	140	140
Rural development loan fund .....				201	201	201
Rural economic development loan fund .....				76	76	76
Rural Utilities Service:						
Rural water and waste disposal fund .....			110	4,374	4,374	4,374
Rural communication development fund .....				25	25	25
Rural electrification and telecommunications fund .....	-405	-405	-70	11,070	11,070	10,665
Rural telephone bank .....				323	323	323
Distance learning and telemedicine program .....			47	49	49	49
Rural development insurance fund .....		-230	-160	471	241	241
Foreign Agricultural Service .....	-151	-151	-81	906	906	754
Department of Commerce:						
Departmental Management:						
Emergency steel guaranteed loan fund .....				79	79	79
National Oceanic and Atmospheric Administration:						
Fisheries finance .....	4	18	6	170	184	188
Fishing vessel obligations .....				13	13	13
Department of Defense – Military:						
Family Housing improvement loans .....		9	16	44	53	53
Department of Education:						
College housing and academic facilities loans .....		-3	-2	215	211	211
Federal direct student loans .....	7,312	11,669	9,894	89,498	93,855	101,167
Department of Energy:						
Bonneville Power Administration fund .....	-60	30		2,770	2,860	2,800
Department of Housing and Urban Development:						
Public and Indian Housing Programs:						
Low-rent public housing – loans and other expenses .....		25	25		25	25
Housing Programs:						
Federal Housing Administration .....		500		7,553	8,053	8,053
Housing for the elderly and handicapped .....				2,640	2,640	2,640
Department of the Interior:						
Helium fund .....				252	252	252
Bureau of Reclamation loan fund .....		(* *)	8	97	97	97
Bureau of Indian Affairs .....				25	25	25
Assistance to American samoa loan fund .....		3	2	12	15	15
Department of Justice:						
Federal Prison Industries, Incorporated .....				20	20	20
Department of State:						
Repatriation loans .....				(* *)	(* *)	(* *)
Department of Transportation:						
Federal Aviation Administration:						
Aircraft purchase loan guarantee program .....				(* *)	(* *)	(* *)
Federal Highway Administration:						
Transportation infrastructure finance and innovation fund .....		7	44	354	361	361
Federal Railroad Administration:						
Alameda corridor project .....				513	513	513
Railroad rehabilitation and improvement loan fund .....	4	4		104	104	108
Other .....				(* *)	(* *)	(* *)
Maritime Administration:						
Ocean freight differential .....	10	10				10
Maritime guaranteed loan (Title XI) fund .....			136	29	29	29
Department of Treasury:						
Departmental Offices:						
Community development financial institutions fund .....	1	4	3	25	27	29
Federal Financing Bank revolving fund .....	-1,025	11,454	-4,685	24,693	37,172	36,147
Department of Veterans Affairs:						
Veterans housing benefit program fund .....			1,957	3,003	3,003	3,003
Native American veteran housing fund .....			3	21	21	21
Vocational rehabilitation loan fund .....		1	2	1	2	2

**Table 6. Schedule C (Memorandum)—Federal Agency Borrowing Financed Through the Issue of Treasury Securities, January 2003 and Other Periods—Continued**

[\$ millions]

Classification	Transactions			Account Balances Current Fiscal Year		
	This Month	Fiscal Year to Date		Beginning of		Close of This month
		This Year	Prior Year	This Year	This Month	
<b>Borrowing from the Treasury:—Continued</b>						
Corps of Engineers:						
Washington aqueduct .....	(* *)	-8	6	24	16	17
Environmental Protection Agency:						
Abatement, control, and compliance loan program .....			-5	24	24	24
Federal Emergency Management Agency:						
National flood insurance fund .....		-10	50	10		
Disaster assistance loan fund .....				4	4	4
General Services Administration:						
Land aquisition and development fund .....				(* *)	(* *)	(* *)
International Assistance Program:						
International Security Assistance:						
Foreign military loan program .....	-33	8	226	1,317	1,357	1,324
Military debt reduction .....				2	2	2
Agency for International Development:						
International debt reduction .....				16	16	16
Microenterprise and small enterprise development .....				1	1	1
Overseas Private Investment Corporation .....	(* *)	1	6	132	132	132
Small Business Administration:						
Business loan fund .....		155	-12	1,294	1,448	1,448
Disaster loan fund .....	-4,455	-4,455	-729	9,742	9,742	5,287
Independent agencies:						
Export-Import Bank of the United States .....			100	6,657	6,657	6,657
Federal Communications Commission:						
Spectrum auction loan fund .....				5,771	5,771	5,771
Presidio trust fund .....				50	50	50
Railroad Retirement Board:						
Social Security equivalent benefit account .....	281	1,072	1,016	2,870	3,662	3,943
Smithsonian Institution:						
John F. Kennedy Center parking facilities .....				20	20	20
Tennessee Valley Authority .....	150	150				150
<b>Total agency borrowing from the Treasury financed through Treasury securities issued .....</b>	<b>4,521</b>	<b>17,313</b>	<b>3,899</b>	<b>213,555</b>	<b>226,347</b>	<b>230,867</b>
<b>Borrowing from the Federal Financing Bank:</b>						
Department of Agriculture:						
Rural Housing Service:						
Rural housing insurance fund .....	-375	-375		2,905	2,905	2,530
Rural Utilities Service:						
Rural electrification and telecommunications fund .....	224	656	382	18,329	18,761	18,985
Rural development insurance fund .....			-180	950	950	950
Department of Defense – Military:						
Department of the Navy .....				1,624	1,624	1,624
Defense agencies .....	-75	-75	-100	-844	-844	-919
Department of Education:						
Historically Black college and university capital financing fund .....	1	5	13	69	73	74
Department of Health and Human Services:						
Health maintenance organization loan and loan guarantee fund .....				(* *)	(* *)	(* *)
Department of Housing and Urban Development:						
Low-rent housing – loans and other expenses .....		-74	-71	1,207	1,133	1,133
Community development grants .....	(* *)	-1	-1	5	4	4
Department of the Interior:						
Assistance to territories .....	-1	-1	-1	11	11	10
Department of Transportation:						
Railroad rehabilitation and improvement loan fund .....		(* *)	(* *)	3	3	3
General Services Administration:						
Federal buildings fund .....	-6	-30	-26	2,206	2,182	2,176
International Assistance Program:						
Foreign military financing program .....	-12	-66	-66	1,923	1,869	1,857
Small Business Administration:						
Business loan fund .....	-2	-10	-10	102	95	92
Independent agencies:						
Postal Service .....	-777	-3,641	-4,624	11,114	8,250	7,473
<b>Total borrowing from the Federal Financing Bank .....</b>	<b>-1,025</b>	<b>-3,612</b>	<b>-4,685</b>	<b>39,605</b>	<b>37,018</b>	<b>35,993</b>

Note: This table includes lending by the Federal Financing Bank accomplished by the purchase of agency financial assets, by the acquisition of agency debt securities, and by direct loans on behalf of an agency. The Federal Financing Bank borrows from Treasury and issues its own securities and in turn may loan these funds to agencies in lieu of agencies borrowing directly through Treasury or issuing their own securities.

... No Transactions.

(\* \*) Less than \$500,000.

Note: Details may not add to totals due to rounding.

**Table 6. Schedule D—Investmentsof Federal Government Accounts in Federal Securities, January 2003 and Other Periods**

[\$ millions]

Classification	Net Purchases or Sales (-)			Securities Held as Investments Current Fiscal Year		
	This Month	Fiscal Year to Date		Beginning of		Close of This month
		This Year	Prior Year	This Year	This Month	
<b>Federal funds:</b>						
Department of Agriculture .....	-11	-7	29	55	59	48
Department of Commerce .....	.....	3	2	.....	3	3
Department of Defense-Military:						
Defense cooperation account .....	.....	(* *)	6	13	13	13
Department of Energy .....	87	875	606	26,408	27,196	27,283
Department of Housing and Urban Development:						
Housing Programs:						
Federal Housing Administration fund .....	232	2,190	1,953	21,251	23,209	23,441
Government National Mortgage Association:						
Guarantees of mortgage-backed securities .....	56	86	118	6,958	6,988	7,044
Other .....	.....	245	241	.....	245	245
Department of the Interior .....	64	54	110	3,990	3,979	4,043
Department of Labor .....	-69	-328	917	12,911	12,652	12,583
Department of Transportation .....	11	15	91	123	127	139
Department of the Treasury .....	971	912	-209	10,007	9,948	10,919
Department of Veterans Affairs:						
Canteen service revolving fund .....	.....	-3	2	29	26	26
Veterans reopened insurance fund .....	-4	3	4	475	482	478
Servicemen's group life insurance fund .....	.....	(* *)	(* *)	6	7	7
Other Defense Civil Programs:						
Uniformed services retiree health care fund .....	88	15,458	.....	.....	15,369	15,458
Independent agencies:						
Federal Deposit Insurance Corporation:						
Bank insurance fund .....	127	502	-569	30,542	30,917	31,044
Savings association insurance fund .....	45	161	-804	11,153	11,269	11,314
FSLIC resolution fund .....	4	101	43	2,800	2,897	2,901
National Credit Union Administration .....	6	254	287	5,185	5,433	5,439
Postal Service .....	-994	-13	-1,258	1,430	2,410	1,417
Other .....	24	107	112	5,172	5,254	5,278
Other .....	45	146	67	4,882	4,983	5,028
Total Treasury securities .....	682	20,760	1,748	143,390	163,467	164,150
<b>Total Federal funds .....</b>	<b>682</b>	<b>20,760</b>	<b>1,748</b>	<b>143,390</b>	<b>163,467</b>	<b>164,150</b>
<b>Trust funds:</b>						
Legislative Branch:						
Library of Congress .....	(* *)	-6	17	58	52	52
United States Tax Court .....	.....	(* *)	.....	7	7	7
Other .....	1	6	9	71	76	77
Judicial Branch:						
Judicial retirement funds .....	-5	-14	37	582	573	568
Department of Agriculture .....	-9	-8	47	39	40	31
Department of Defense-Military:						
Voluntary separation incentive fund .....	74	48	48	782	756	831
Other .....	2	-3	-4	53	47	49



**Table 6. Schedule D—Investments of Federal Government Accounts in Federal Securities, January 2003 and Other Periods—Continued**

[\$ millions]

Classification	Net Purchases or Sales (-)			Securities Held as Investments Current Fiscal Year		
	This Month	Fiscal Year to Date		Beginning of		Close of This month
		This Year	Prior Year	This Year	This Month	
<b>Trust Funds—Continued</b>						
Department of Health and Human Services:						
Federal hospital insurance trust fund .....	2,346	8,766	16,686	228,906	235,326	237,672
Federal supplementary medical insurance trust fund .....	-344	-5,013	560	38,804	34,135	33,791
Other .....	9	27	-3	1,879	1,897	1,906
Department of the Interior .....	(* *)	9	42	29	38	38
Department of Justice .....			-10			
Department of Labor:						
Unemployment trust fund .....	-4,383	-11,530	-6,884	68,265	61,117	56,735
Other .....	-11	-47	-47	69	34	23
Department of State:						
Foreign Service retirement and disability fund .....	-31	285	417	11,734	12,050	12,019
Other .....		-1	1	16	16	16
Department of Transportation:						
Airport and airway trust fund .....	-109	2,327	-176	10,997	13,433	13,324
Highway trust fund .....	895	538	-4,099	18,840	18,483	19,379
Other .....	-14	-53	-38	2,374	2,334	2,320
Department of Treasury .....	11	-81	-54	401	310	320
Department of Veterans Affairs:						
General post fund, national homes .....		14	-20	47	61	61
National service life insurance .....	-92	81	97	11,465	11,638	11,546
United States government life insurance fund .....	-1	-1	-1	62	61	61
Veterans special life insurance fund .....	-10	42	42	1,807	1,859	1,849
Corps of Engineers .....	1	10	182	2,252	2,261	2,262
Other Defense Civil Programs:						
Military retirement fund .....	-1,889	15,405	14,933	162,396	179,690	177,801
Other .....	-8	14	30	1,124	1,147	1,139
Environmental Protection Agency .....	-57	-285	-105	5,127	4,899	4,842
Federal Emergency Management Agency .....				2	2	2
National Aeronautics and Space Administration .....		(* *)	(* *)	14	14	14
Office of Personnel Management:						
Civil service retirement and disability fund:						
Treasury securities .....	-2,476	7,900	7,553	573,713	584,089	581,613
Employees life insurance fund .....	40	486	400	25,350	25,796	25,836
Employees and retired employees health benefits fund .....	215	282	-130	7,554	7,621	7,836
Social Security Administration:						
Federal old-age and survivors insurance trust fund .....	13,156	57,098	51,734	1,173,759	1,217,702	1,230,857
Federal disability insurance trust fund .....	1,619	6,712	7,223	155,287	160,380	161,998
Independent agencies:						
Harry S. Truman Memorial Scholarship trust fund .....				55	55	55
Japan-United States Friendship Commission .....		(* *)	-1	40	40	40
Railroad Retirement Board:						
Treasury securities .....	-2,970	-14,333	87	25,260	13,897	10,927
Other .....	-38	-155	-140	3,036	2,919	2,881
Total Treasury securities .....	5,923	68,519	88,433	2,532,258	2,594,854	2,600,777
<b>Total trust funds .....</b>	<b>5,923</b>	<b>68,519</b>	<b>88,433</b>	<b>2,532,258</b>	<b>2,594,854</b>	<b>2,600,777</b>
<b>Grand total .....</b>	<b>6,605</b>	<b>89,279</b>	<b>90,181</b>	<b>2,675,648</b>	<b>2,758,322</b>	<b>2,764,927</b>

... No Transactions.  
 (\* \*) Less than \$500,000.

Note: Investments are in public debt securities unless otherwise noted.  
 Note: Details may not add to totals due to rounding.

**Table 6. Schedule E—NetActivity, Guaranteed and Direct Loan Financing, January 2003 and Other Periods**

[\$ millions]

Classification	Net Transactions (-) denotes net reduction of asset accounts			Account Balances Current Fiscal Year		
	This Month	Fiscal Year to Date		Beginning of		Close of This month
		This Year	Prior Year	This Year	This Month	
<b>Guaranteed Loan Financing Activity:</b>						
Department of Agriculture:						
Farm Service Agency:						
Commodity Credit Corporation export fund .....	-4	-27	-102	626	603	599
Agricultural credit insurance fund .....	-1	-2	-19	-598	-598	-600
Rural Housing Service:						
Rural community facility loans .....	-2	-2	(* *)	7	7	5
Rural housing insurance fund .....	3	12	-6	-319	-310	-307
Rural Business-Cooperative Service:						
Rural business and industry loans .....	6	31	34	-31	-6	-1
Rural Utilities Service:						
Rural water and waste disposal fund .....	.....	(* *)	(* *)	-24	-24	-24
Department of Commerce:						
General Administration:						
Emergency oil, gas, and steel account .....	.....	-1	-14	72	71	71
National Oceanic and Atmospheric Administration:						
Fishing vessel obligations .....	(* *)	(* *)	(* *)	12	12	11
Department of Defense-Military .....	.....	2	-2	-19	-16	-16
Department of Education:						
Office of Student Financial Assistance:						
Federal family education loans .....	-1,447	-2,106	411	-8,687	-9,346	-10,793
Department of Health and Human Services:						
Health Resources and Services Administration:						
Health center loans .....	.....	.....	.....	-1	-1	-1
Health education assistance loans .....	4	8	5	-349	-345	-340
Department of Housing and Urban Development:						
Public and Indian Housing Programs:						
Indian housing loans .....	(* *)	-1	(* *)	-12	-12	-12
Community Planning and Development:						
Community development loans .....	.....	(* *)	(* *)	-38	-38	-38
Housing Programs:						
FHA-Mutual mortgage insurance loans .....	387	1,110	415	4,633	5,356	5,743
FHA-General and special risk fund .....	-39	-250	81	-119	-330	-369
Government National Mortgage Association:						
Guarantees of mortgaged-backed securities .....	-38	-150	-145	-807	-919	-957
Department of the Interior:						
Bureau of Indian Affairs .....	1	1	1	-47	-46	-46
Department of Transportation:						
Office of the Secretary:						
Minority business resource center fund .....	(* *)	(* *)	.....	(* *)	(* *)	(* *)
Federal Highway Administration:						
Transportation infrastructure finance and innovation fund .....	.....	.....	.....	(* *)	(* *)	(* *)
Maritime Administration:						
Maritime guaranteed loan (Title XI) fund .....	-10	-11	320	-196	-198	-208
Department of the Treasury:						
Departmental Offices:						
Air transportation stabilization fund .....	-174	-177	.....	-197	-200	-373
Department of Veterans Affairs:						
Veterans Benefits Administration:						
Veterans housing benefit program fund .....	-61	-113	-155	-5,094	-5,146	-5,207
International Assistance Program:						
Agency for International Development:						
Loan guarantees to Israel .....	.....	.....	.....	-665	-665	-665
Urban and environmental credit guaranteed loans .....	(* *)	6	(* *)	-74	-68	-68
Microenterprise and small enterprise development .....	(* *)	(* *)	(* *)	-1	-1	-1
Development credit authority loan fund .....	(* *)	(* *)	(* *)	-1	-1	-1
Overseas Private Investment Corporation .....	-10	-22	107	-465	-478	-487
Small Business Administration:						
Business loan fund .....	1	62	-4	597	658	659
Independent agencies:						
Export-Import Bank of the United States .....	-74	-293	-545	-4,496	-4,715	-4,789
<b>Net Activity, Guaranteed Loan Financing .....</b>	<b>-1,459</b>	<b>-1,924</b>	<b>379</b>	<b>-16,293</b>	<b>-16,757</b>	<b>-18,217</b>
<b>Direct Loan Financing Activity:</b>						
Department of Agriculture:						
Farm Service Agency:						
Agricultural credit insurance fund .....	-108	-281	-262	2,943	2,771	2,662
Farm storage facility loans .....	(* *)	5	53	143	148	148
Apple loans fund .....	(* *)	-1	(* *)	10	9	9
Emergency boll weevil loan fund .....	(* *)	(* *)	(* *)	4	4	4
Natural Resources Conservation Service:						
Agricultural resource conservation demonstration program .....	.....	1	-1	-1	(* *)	(* *)
Rural Housing Service:						
Rural community facility loans fund .....	-3	14	29	823	840	837
Rural housing insurance fund .....	-31	-154	-14	9,414	9,290	9,259
Self-help housing land development fund .....	.....	.....	.....	.....	.....	.....
Rural Business-Cooperative Service:						
Rural business and industry loan fund .....	-1	-3	16	84	82	81
Rural development loan fund .....	-1	-2	3	187	185	184

**Table 6. Schedule E—Net Activity, Guaranteed and Direct Loan Financing, January 2003 and Other Periods—Continued**

[\$ millions]

Classification	Net Transactions (-) denotes net reduction of asset accounts			Account Balances Current Fiscal Year		
	This Month	Fiscal Year to Date		Beginning of		Close of This month
		This Year	Prior Year	This Year	This Month	
<b>Direct Loan Financing Activity:—Continued</b>						
Department of Agriculture:—Continued						
Rural economic development loan fund .....	-1	-1	-1	64	64	63
Rural Utilities Service:						
Rural water and waste disposal loans .....	-12	17	85	3,483	3,512	3,500
Rural electrification and telecommunications fund .....	180	1,141	844	10,785	11,745	11,926
Rural telephone bank .....	(**)	12	4	300	312	312
Distance learning and telemedicine program .....	1	6	11	42	46	48
Rural development insurance fund .....	.....	.....	.....	1,065	1,065	1,065
Foreign Agricultural Service:						
P.L. 480 direct loan fund .....	-5	-65	-102	454	394	389
International debt reduction .....	-4	-4	3	15	15	11
P.L. 480, title 1, Food for progress credits .....	.....	-65	-67	60	-5	-5
Department of Commerce:						
National Oceanic and Atmospheric Administration:						
Fisheries finance .....	2	3	-10	156	157	159
Department of Defense-Military .....	(**)	8	20	42	50	50
Department of Education:						
Office of Postsecondary Education:						
College housing and academic facilities loans .....	-1	-2	(**)	23	22	21
Historically Black college and university capital financing fund .....	1	5	13	69	73	74
Office of Student Financial Assistance:						
Federal direct student loans .....	2,704	1,994	3,793	88,528	87,818	90,522
Department of Housing and Urban Development:						
Housing Programs:						
FHA-Mutual mortgage insurance loans .....	(**)	(**)	(**)	-3	-3	-3
FHA-General and special risk fund .....	.....	.....	.....	(**)	(**)	(**)
Department of the Interior:						
Bureau of Reclamation .....	.....	(**)	5	88	88	88
Bureau of Indian Affairs .....	(**)	-1	-1	17	17	17
Assistance to American Samoa loan fund .....	(**)	(**)	1	12	12	12
Department of State:						
Administration of Foreign Affairs:						
Repatriation loans .....	(**)	(**)	(**)	-3	-3	-3
Department of Transportation:						
Office of the Secretary:						
Minority business resource center .....	.....	(**)	.....	.....	(**)	(**)
Federal Highway Administration:						
Transportation infrastructure finance and innovation fund .....	7	7	25	350	350	357
Federal Railroad Administration:						
Alameda corridor project .....	(**)	(**)	.....	513	513	513
Railroad rehabilitation and improvement loan fund .....	(**)	4	(**)	104	108	108
Amtrak corridor improvement loans .....	.....	.....	.....	-1	-1	-1
Department of the Treasury:						
Departmental Offices:						
Community development financial institutions fund .....	1	3	3	24	26	27
Financial Management Service .....	.....	.....	.....	(**)	(**)	(**)
Department of Veterans Affairs:						
Veterans Benefits Administration:						
Veterans housing benefit program fund .....	44	164	4	2,679	2,799	2,843
Native American veteran housing fund .....	(**)	(**)	-1	20	20	20
Vocational rehabilitation loan fund .....	(**)	(**)	(**)	1	1	1
Environmental Protection Agency:						
Abatement, control, and compliance loan program .....	(**)	-2	-2	24	22	22
Federal Emergency Management Agency:						
Disaster assistance loan fund .....	.....	(**)	-1	1	1	1
General Services Administration:						
Columbia Hospital for Women .....	.....	.....	-13	.....	.....	.....
International Assistance Program:						
International Security Assistance:						
Foreign military loan program .....	4	-66	-93	1,275	1,205	1,209
Military debt reduction .....	(**)	(**)	(**)	1	1	1
Agency for International Development:						
International debt reduction .....	.....	.....	-6	-68	-68	-68
Microenterprise and small enterprise development .....	.....	.....	.....	(**)	(**)	(**)
Overseas Private Investment Corporation .....	(**)	-12	1	93	81	81
Small Business Administration:						
Business loan fund .....	16	-1	6	111	94	110
Disaster loan fund .....	-362	-261	471	4,071	4,171	3,810
Independent agencies:						
Export-Import Bank of the United States .....	-75	-327	-219	5,555	5,303	5,228
Federal Communications Commission:						
Spectrum auction loan fund .....	-20	-35	-107	5,749	5,734	5,714
<b>Net Activity, Direct Loan Financing .....</b>	<b>2,336</b>	<b>2,097</b>	<b>4,492</b>	<b>139,306</b>	<b>139,067</b>	<b>141,403</b>

Note: Federal credit programs provide benefits to the public in the form of direct loans and loan guarantees. This table reflects cash transactions and balances of the nonbudgetary financing fund accounts that result from the disbursement of loans, collection of fees, repayment of principle, sale of collateral, interest, and subsidy received from the credit program accounts at net present value in accordance with the *Credit Reform Act of 1990*. Unreimbursed costs such as

administrative expenses and subsidy payments are reported on a cash basis and included within each program's budgetary totals in Table 5.

... No Transactions.

(\*\*) Less than \$500,000.

Note: Details may not add to totals due to rounding.

**Table 7. Receipts and Outlays of the U.S. Government by Month, Fiscal Year 2003**  
 [\$ millions]

Classification	Oct.	Nov.	Dec.	Jan.	Feb.	March	April	May	June	July	Aug.	Sept.	Fiscal Year To Date	Comparable Period Prior F.Y.
<b>Receipts:</b>														
Individual income taxes .....	67,686	55,010	74,968	108,825									306,490	338,437
Corporation income taxes .....	-4,490	-2,145	39,623	1,193									34,182	64,948
Social insurance and retirement receipts:														
Employment and general retirement .....	48,358	52,254	55,986	63,598									220,197	212,032
Unemployment insurance .....	1,537	2,433	287	1,362									5,618	5,332
Other retirement .....	438	358	360	431									1,586	1,485
Excise taxes .....	4,612	5,958	5,480	5,395									21,446	20,671
Estate and gift taxes .....	2,017	1,655	1,885	2,000									7,557	8,976
Customs duties .....	1,563	1,627	1,655	1,681									6,526	6,349
Miscellaneous receipts .....	2,835	2,887	2,554	3,411									11,686	11,530
<b>Total—Receipts this year .....</b>	<b>124,557</b>	<b>120,037</b>	<b>182,799</b>	<b>187,897</b>									<b>615,289</b>	<b>.....</b>
<b>(On-budget) .....</b>	<b>88,065</b>	<b>80,671</b>	<b>140,682</b>	<b>138,697</b>									<b>448,114</b>	<b>.....</b>
<b>(Off-budget) .....</b>	<b>36,492</b>	<b>39,366</b>	<b>42,117</b>	<b>49,200</b>									<b>167,175</b>	<b>.....</b>
<i>Total—Receipts prior year .....</i>	<i>157,163</i>	<i>121,233</i>	<i>187,914</i>	<i>203,452</i>									<i>.....</i>	<i>669,761</i>
<i>(On budget) .....</i>	<i>122,003</i>	<i>83,374</i>	<i>150,942</i>	<i>153,541</i>									<i>.....</i>	<i>509,860</i>
<i>(Off budget) .....</i>	<i>35,159</i>	<i>37,858</i>	<i>36,973</i>	<i>49,911</i>									<i>.....</i>	<i>159,901</i>
<b>Outlays</b>														
Legislative Branch .....	335	259	274	291									1,159	1,155
Judicial Branch .....	412	407	399	520									1,738	1,516
Department of Agriculture:														
Commodity Credit Corporation and Foreign Agricultural Service .....	3,779	3,473	3,339	2,899									13,489	15,683
Other .....	5,557	4,384	5,318	4,854									20,114	16,481
Department of Commerce .....	427	481	525	437									1,870	1,824
Department of Defense:														
Military:														
Military Personnel .....	8,074	11,194	8,140	8,373									35,780	27,527
Operation and Maintenance .....	9,568	11,623	10,203	12,092									43,486	37,382
Procurement .....	4,475	4,612	6,807	4,862									20,756	19,644
Research, Development, Test, and Evaluation .....	3,808	4,118	5,652	4,027									17,605	13,471
Military Construction .....	490	482	508	379									1,859	1,690
Family Housing .....	276	271	276	338									1,161	1,137
Revolving and Management funds .....	542	381	1,435	-405									1,953	1,665
Other .....	1,511	-1,389	586	97									807	1,180
Total Military .....	<b>28,745</b>	<b>31,293</b>	<b>33,607</b>	<b>29,762</b>									<b>123,407</b>	<b>103,696</b>
Department of Education .....	4,237	3,449	4,123	6,631									18,440	14,908
Department of Energy .....	2,255	1,886	1,156	1,635									6,932	6,512
Department of Health and Human Services:														
Public Health Service .....	3,458	3,230	3,191	3,167									13,047	11,932
Centers for Medicare and Medicaid Services:														
Grants to States for Medicaid .....	14,365	12,295	12,703	13,242									52,605	49,186
Federal hospital ins. trust fund .....	13,336	13,392	13,291	12,715									52,735	46,054
Federal supp. med. ins. trust fund .....	10,515	11,021	9,921	10,377									41,834	35,288
Other .....	6,705	6,603	6,520	8,800									28,628	31,697
Administration for Children and Families .....	3,800	3,983	4,304	3,849									15,936	14,334
Other .....	-8,310	-8,136	-7,995	-10,475									-34,917	-37,583
Department of Housing and Urban Development .....	3,654	2,982	3,222	3,053									12,910	11,710
Department of the Interior .....	1,017	547	732	338									2,634	3,635
Department of Justice .....	2,324	1,814	1,982	1,843									7,963	8,074
Department of Labor:														
Unemployment trust fund .....	4,779	4,111	4,843	5,519									19,251	14,909
Other .....	1,099	1,140	582	1,128									3,949	3,322
Department of State .....	1,283	902	858	426									3,469	3,980
Department of Transportation:														
Highway trust fund .....	2,917	2,370	2,426	1,775									9,488	9,768
Other .....	2,920	2,525	3,338	1,878									10,661	10,697
Department of the Treasury:														
Interest on Treasury debt securities (gross) .....	13,677	19,552	84,989	13,163									131,382	134,051
Other .....	2,139	1,750	1,041	2,349									7,280	6,426
Department of Veterans Affairs:														
Compensation and pensions .....	2,248	4,244	2,303	2,292									11,088	8,171
National service life .....	80	70	70	90									310	300

**Table 7. Receipts and Outlays of the U.S. Government by Month, Fiscal Year 2003—Continued**  
 [\$ millions]

Classification	Oct.	Nov.	Dec.	Jan.	Feb.	March	April	May	June	July	Aug.	Sept.	Fiscal Year To Date	Com-parable Period Prior F.Y.
<b>Outlays—Continued</b>														
United States Government Life .....	1	1	1	1									3	3
Other .....	2,117	2,146	2,121	2,546									8,929	8,193
Corps of Engineers .....	580	436	396	385									1,795	1,759
Other Defense Civil Programs .....	3,461	3,112	3,222	3,534									13,328	11,630
Environmental protection .....	643	604	627	683									2,557	2,319
Executive Office of the President .....	26	25	34	39									125	226
Federal Emergency Management														
Agency .....	366	400	353	483									1,601	1,357
General Services Administration .....	45	32	60	-43									94	-117
International Assistance Program:														
International Security Assistance .....	308	721	1,117	601									2,745	4,990
Multilateral Assistance .....	310	4	2	324									640	688
International Development														
Assistance .....	283	344	232	256									1,116	1,063
Other .....	-4	223	-746	-163									-690	1,125
National Aeronautics and Space														
Administration .....	1,130	1,067	1,207	1,137									4,541	4,734
National Science Foundation .....	387	366	333	338									1,424	1,270
Office of Personnel Management .....	4,721	4,310	4,553	4,507									18,090	17,953
Small Business Administration .....	91	-359	456	58									247	270
Social Security Administration:														
Federal old-age and survivors ins. trust fund (off-budget) .....	32,667	32,825	32,880	33,342									131,713	126,216
Federal disability ins. trust fund (off-budget) .....	5,569	5,807	5,807	5,830									23,012	21,033
Other .....	2,665	5,319	2,927	2,743									13,655	10,750
Independent agencies:														
Fed. Deposit Ins. Corp:														
Bank insurance fund .....	20	-395	-1	-127									-502	569
Savings association insurance fund .....	1	-114	-3	-45									-161	804
FSLIC resolution fund:														
RTC closeout .....	-7	-182	-12	392									191	275
Other .....	-57	-2	-38	-4									-101	-43
Office of Inspector General .....														
Postal Service:														
Public enterprise funds (off-budget) .....	-1,744	-590	-1,668	171									-3,831	-3,462
Payments to the Postal Service fund .....	59		10										69	271
Tennessee Valley Authority .....	-392	108	345	-344									-283	-310
Other independent agencies .....	1,976	2,016	1,741	1,798									7,531	7,045
Undistributed offsetting receipts:														
Employer share, employee retirement .....	-3,476	-3,101	-3,163	-3,473									-13,213	-12,067
Interest received by trust funds .....	-63	-5,204	-70,185	216									-75,236	-72,670
Rents and royalties on outer continental shelf lands .....	-282	-209	-557	-304									-1,352	-2,215
Sale of major assets .....														
Other .....	-605	-604	-686	-652									-2,547	(* *)
<b>Totals this year:</b>														
<b>Total outlays .....</b>	<b>178,549</b>	<b>179,135</b>	<b>178,426</b>	<b>176,786</b>									<b>712,896</b>	<b>.....</b>
<b>(On-budget) .....</b>	<b>146,520</b>	<b>141,939</b>	<b>182,834</b>	<b>142,064</b>									<b>613,358</b>	<b>.....</b>
<b>(Off-budget) .....</b>	<b>32,028</b>	<b>37,196</b>	<b>-4,408</b>	<b>34,722</b>									<b>99,539</b>	<b>.....</b>
<b>Total-surplus (+) or deficit (-) .....</b>	<b>-53,992</b>	<b>-59,099</b>	<b>+4,373</b>	<b>+11,111</b>									<b>-97,607</b>	<b>.....</b>
<b>(On-budget) .....</b>	<b>-58,456</b>	<b>-61,268</b>	<b>-42,153</b>	<b>-3,367</b>									<b>-165,244</b>	<b>.....</b>
<b>(Off-budget) .....</b>	<b>+4,464</b>	<b>+2,170</b>	<b>+46,525</b>	<b>+14,478</b>									<b>+67,637</b>	<b>.....</b>
<b>Total borrowing from the public ...</b>	<b>33,385</b>	<b>63,245</b>	<b>237</b>	<b>-10,897</b>									<b>85,971</b>	<b>44,288</b>
<i>Total-outlays prior year .....</i>	<i>164,819</i>	<i>175,500</i>	<i>161,347</i>	<i>159,723</i>									<i>.....</i>	<i>661,388</i>
<i>(On-budget) .....</i>	<i>134,013</i>	<i>140,387</i>	<i>162,916</i>	<i>126,998</i>									<i>.....</i>	<i>564,314</i>
<i>(Off-budget) .....</i>	<i>30,806</i>	<i>35,113</i>	<i>-1,570</i>	<i>32,725</i>									<i>.....</i>	<i>97,074</i>
<i>Total-surplus (+) or deficit (-) prior year .....</i>	<i>-7,656</i>	<i>-54,267</i>	<i>+26,567</i>	<i>+43,729</i>									<i>.....</i>	<i>+8,373</i>
<i>(On-budget) .....</i>	<i>-12,010</i>	<i>-57,013</i>	<i>-11,975</i>	<i>+26,543</i>									<i>.....</i>	<i>-54,454</i>
<i>(Off-budget) .....</i>	<i>+4,354</i>	<i>+2,746</i>	<i>+38,542</i>	<i>+17,185</i>									<i>.....</i>	<i>+62,827</i>

... No transactions.

(\* \*) Less than \$500,000.

Note: Details may not add to totals due to rounding.

**Table 8. Trust Fund Impact on Budget Results and Investment Holdings as of January 31, 2003**

[\$ millions]

Classification	This Month			Fiscal Year to Date			Securities held as Investments Current Fiscal Year		
	Receipts	Outlays	Excess	Receipts	Outlays	Excess	Beginning of		Close of This Month
							This Year	This Month	
<b>Trust receipts, outlays, and investments held:</b>									
Airport and airway .....	711	462	249	2,562	1,968	594	10,997	13,433	13,324
Black lung disability .....	46	37	10	147	140	7	.....	.....	.....
Federal disability insurance .....	7,520	5,830	1,690	29,913	23,012	6,901	155,287	160,380	161,998
Federal employees life and health .....	.....	-235	235	.....	-727	727	32,904	33,417	33,672
Federal employees retirement .....	1,775	4,288	-2,513	24,987	16,810	8,178	586,037	596,720	594,207
Federal hospital insurance .....	16,114	12,769	3,345	62,118	52,997	9,121	228,906	235,326	237,672
Federal old-age and survivors insurance ...	46,300	33,342	12,958	188,618	131,713	56,905	1,173,759	1,217,702	1,230,857
Federal supplementary medical insurance ..	9,484	10,377	-893	36,612	41,834	-5,222	38,804	34,135	33,791
Hazardous substance superfund .....	8	116	-108	42	427	-385	3,234	2,944	2,872
Highways .....	2,858	1,941	917	9,182	11,284	-2,102	18,840	18,483	19,379
Military advances .....	743	854	-112	3,495	3,658	-163	.....	.....	.....
Military retirement .....	824	2,955	-2,131	26,063	11,773	14,290	162,396	179,690	177,801
Railroad retirement .....	2,419	2,738	-319	12,617	13,176	-559	25,260	13,897	10,927
Unemployment .....	1,394	5,531	-4,137	7,876	19,289	-11,414	68,265	61,117	56,735
Veterans life insurance .....	17	117	-100	454	330	124	13,334	13,558	13,455
All other trust .....	355	241	114	1,402	1,561	-158	14,235	14,053	14,086
<b>Total trust fund receipts and outlays and investments held from Table 6-D .....</b>	<b>90,570</b>	<b>81,363</b>	<b>9,207</b>	<b>406,088</b>	<b>329,244</b>	<b>76,844</b>	<b>2,532,258</b>	<b>2,594,854</b>	<b>2,600,777</b>
Less: Interfund transactions .....	21,430	21,430	.....	166,502	166,502	.....	.....	.....	.....
Trust fund receipts and outlays on the basis of Tables 4 & 5 .....	69,139	59,933	9,207	239,586	162,742	76,844			
<b>Total Federal fund receipts and outlays .....</b>	<b>118,826</b>	<b>116,922</b>	<b>1,904</b>	<b>375,821</b>	<b>550,271</b>	<b>-174,451</b>			
Less: Interfund transactions .....	68	68	.....	117	117	.....			
Federal fund receipts and outlays on the basis of Table 4 & 5 .....	118,758	116,854	1,904	375,703	550,154	-174,451			
<b>Net budget receipts &amp; outlays .....</b>	<b>187,897</b>	<b>176,786</b>	<b>11,111</b>	<b>615,289</b>	<b>712,896</b>	<b>-97,607</b>			

Note: Interfund receipts and outlays are transactions between Federal funds and trust funds such as Federal payments and contributions, and interest and profits on investments in Federal securities. They have no net effect on overall budget receipts and outlays since the receipts side

of such transactions is offset against budget outlays. In this table, Interfund receipts are shown as an adjustment to arrive at total receipts and outlays of trust funds respectively.

**Table 9. Summary of Receipts by Source, and Outlays by Function of the U.S. Government, January 2003 and Other Periods**

[\$ millions]

Classification	This Month	Fiscal Year To Date	Comparable Period Prior Fiscal Year
<b>NET RECEIPTS</b>			
Individual income taxes .....	108,825	306,490	338,437
Corporation income taxes .....	1,193	34,182	64,948
Social insurance and retirement receipts:			
Employment and general retirement .....	63,598	220,197	212,032
Unemployment insurance .....	1,362	5,618	5,332
Other retirement .....	431	1,586	1,485
Excise taxes .....	5,395	21,446	20,671
Estate and gift taxes .....	2,000	7,557	8,976
Customs duties .....	1,681	6,526	6,349
Miscellaneous receipts .....	3,411	11,686	11,530
<b>Total .....</b>	<b>187,897</b>	<b>615,289</b>	<b>669,761</b>
<b>NET OUTLAYS</b>			
National defense .....	31,084	129,337	109,037
International affairs .....	1,399	6,933	11,882
General science, space, and technology .....	1,706	7,084	7,067
Energy .....	-313	-426	-427
Natural resources and environment .....	1,802	8,653	9,041
Agriculture .....	3,861	16,486	17,363
Commerce and housing credit .....	568	-2,853	-29
Transportation .....	3,789	20,229	20,427
Community and regional development .....	1,330	5,389	4,635
Education, training, employment and social services .....	8,679	26,694	22,868
Health .....	17,990	71,755	65,528
Medicare .....	20,725	85,701	73,273
Income security .....	26,997	105,503	92,312
Social security .....	39,183	154,724	147,225
Veterans benefits and services .....	4,963	20,337	16,687
Administration of justice .....	2,828	11,657	11,526
General government .....	1,047	6,378	6,343
Net interest .....	13,579	56,427	60,912
Undistributed offsetting receipts .....	-4,429	-17,112	-14,281
<b>Total .....</b>	<b>176,786</b>	<b>712,896</b>	<b>661,388</b>

... No transactions.

Note: Details may not add to totals due to rounding.

# Explanatory Notes

## 1. Flow of Data Into Monthly Treasury Statement

The *Monthly Treasury Statement (MTS)* is assembled from data in the central accounting system. The major sources of data include monthly accounting reports by Federal entities and disbursing officers, and daily reports from the Federal Reserve banks. These reports detail accounting transactions affecting receipts and outlays of the Federal Government and off-budget Federal entities, and their related effect on the assets and liabilities of the U.S. Government. Information is presented in the *MTS* on a modified cash basis.

## 2. Notes on Receipts

Receipts included in the report are classified into the following major categories: (1) budget receipts and (2) offsetting collections (also called applicable receipts). Budget receipts are collections from the public that result from the exercise of the Government's sovereign or governmental powers, excluding receipts offset against outlays. These collections, also called governmental receipts, consist mainly of tax receipts (including social insurance taxes), receipts from court fines, certain licenses, and deposits of earnings by the Federal Reserve System. Refunds of receipts are treated as deductions from gross receipts.

Offsetting collections are from other Government accounts or the public that are of a business-type or market-oriented nature. They are classified into two major categories: (1) offsetting collections credited to appropriations or fund accounts, and (2) offsetting receipts (i.e., amounts deposited in receipt accounts). Collections credited to appropriation or fund accounts normally can be used without appropriation action by Congress. These occur in two instances: (1) when authorized by law, amounts collected for materials or services are treated as reimbursements to appropriations and (2) in the three types of revolving funds (public enterprise, intragovernmental, and trust); collections are netted against spending, and outlays are reported as the net amount.

Offsetting receipts in receipt accounts cannot be used without being appropriated. They are subdivided into two categories: (1) proprietary receipts—these collections are from the public and they are offset against outlays by agency and by function, and (2) intragovernmental funds—these are payments into receipt accounts from Governmental appropriation or funds accounts. They finance operations within and between Government agencies and are credited with collections from other Government accounts. The transactions may be intrabudgetary when the payment and receipt both occur within the budget or from receipts from off-budget Federal entities in those cases where payment is made by a Federal entity whose budget authority and outlays are excluded from the budget totals.

Intrabudgetary transactions are subdivided into three categories: (1) interfund transactions, where the payments are from one fund group (either Federal funds or trust funds) to a receipt account in the other fund group; (2) Federal intrafund transactions, where the payments and receipts both occur within the Federal fund group; and (3) trust intrafund transactions, where the payments and receipts both occur within the trust fund group.

Offsetting receipts are generally deducted from budget authority and outlays by function, by subfunction, or by agency. There are four types of receipts, however, that are deducted from budget totals as undistributed offsetting receipts. They are: (1) agencies' payments (including payments by off-budget Federal entities) as employers into employees retirement funds, (2) interest received by trust funds, (3) rents and royalties on the Outer Continental Shelf lands, and (4) other interest (i.e., interest collected on Outer Continental Shelf money in deposit funds when such money is transferred into the budget).

## 3. Notes on Outlays

Outlays are generally accounted for on the basis of checks issued, electronic funds transferred, or cash payments made. Certain outlays do not require issuance of cash or checks. An example is charges made against appropriations for that part of employees' salaries withheld for taxes or savings bond allotments—these are counted as payments to the employee and credits for whatever purpose the money was withheld.

Outlays are stated net of offsetting collections (including receipts of revolving and management funds) and of refunds. Interest on the public debt (public issues) is recognized on the accrual basis. Federal credit programs subject to the Federal Credit Reform Act of 1990 use the cash basis of accounting and are divided into two components. The portion of the credit activities that involve a cost to the Government (mainly subsidies) is included within the budget program accounts. The remaining portion of the credit activities are in non-budget financing accounts. Outlays of off-budget Federal entities are excluded by law from budget totals. However, they are shown separately and combined with the on-budget outlays to display total Federal outlays.

## 4. Processing

The data on payments and collections are reported by account symbol into the central accounting system. In turn, the data are extracted from this system for use in the preparation of the *MTS*.

There are two major checks which are conducted to assure the consistency of the data reported:

1. Verification of payment data. The monthly payment activity reported by Federal entities on their Statements of Transactions is compared to the payment activity of Federal entities as reported by disbursing officers.
2. Verification of collection data. Reported collections appearing on Statements of Transactions are compared to deposits as reported by Federal Reserve banks.

## 5. Other Sources of Information About Federal Government Financial Activities

- *A Glossary of Terms Used in the Federal Budget Process, January 1993* (Available from the U.S. General Accounting Office, P.O. Box 6015, Gaithersburg, Md. 20877). This glossary provides a basic reference document of standardized definitions of terms used by the Federal Government in the budgetmaking process.

- *Daily Treasury Statement* (Available on the Internet at <http://www.fms.treas.gov/>). The *Daily Treasury Statement* is published each working day of the Federal Government and provides data on the cash and debt operations of the Treasury.

- *Monthly Statement of the Public Debt of the United States* (Available from GPO, Washington, D.C. 20402 on a subscription basis only and on the Internet at <http://www.publicdebt.treas.gov/opd/opd.htm>). This publication provides detailed information concerning the public debt.

- *Treasury Bulletin* (Available from GPO, Washington, D.C. 20402, by subscription or single copy and on the Internet at <http://www.fms.treas.gov/>). Quarterly. Contains a mix of narrative, tables, and charts on Treasury issues, Federal financial operations, international statistics, and special reports.

- *Budget of the United States Government, Fiscal Year 20* (Available from GPO, Washington, D.C. 20402 and on the Internet at <http://access.gpo.gov/>). This publication is a single volume which provides budget information and contains:

- Budget of the United States Government, FY 20*
- Appendix, The Budget of the United States Government, FY 20*
- Analytical Perspectives*
- Historical Tables*
- Citizens Guide to the Federal Budget*

- *Combined Statement of Receipts, Outlays, and Balances of the United States Government* (Available from Financial Management Service, U.S. Department of the Treasury, Washington, D.C. 20227 and on the Internet at <http://www.fms.treas.gov/annualreport>). This report includes budgetary results at the summary level and presents individual receipt and appropriation accounts at the detail level.

**Scheduled Release**

**The release date for the February Statement  
will be 2:00 pm EST March 20, 2003.**

For sale by the Superintendent of Documents, U.S. Government Printing  
Office, Washington, D.C. 20402 (202) 512-1800. The subscription price is  
\$38.00 per year (domestic), \$47.00 per year (foreign).  
No single copies are sold.

The Monthly Treasury Statement is now available on the Department of Commerce's Economic Bulletin Board.  
For information call (202) 482-1986.

Internet service subscribers can access the current issue of the Monthly Treasury Statement through the  
Financial Management Service's home page:

<http://www.fms.treas.gov/>