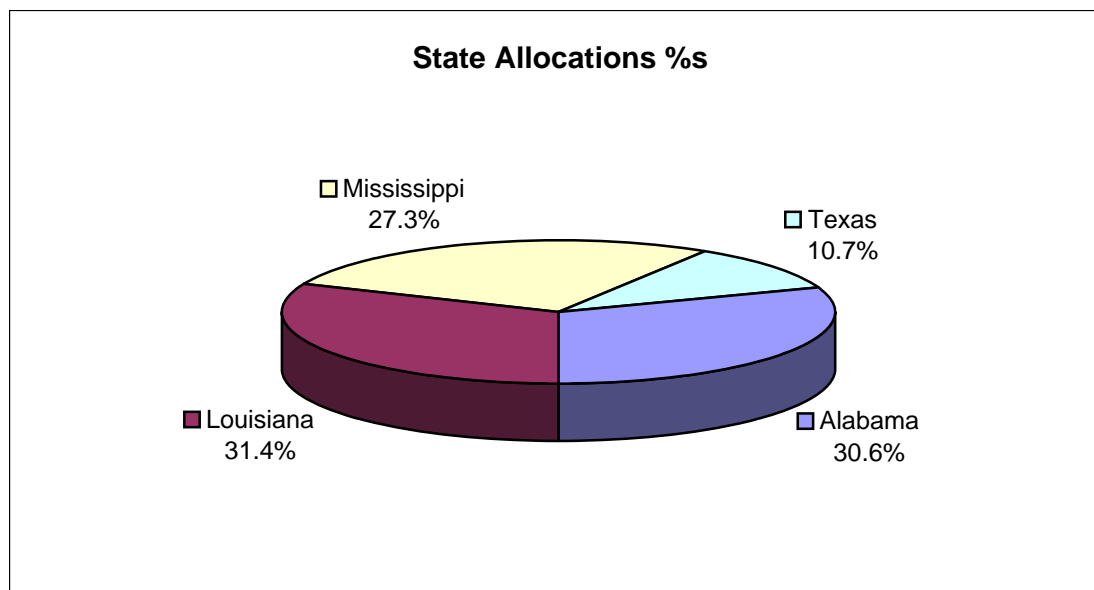


Click on the Producing State Name to See the CPS Detail for that State

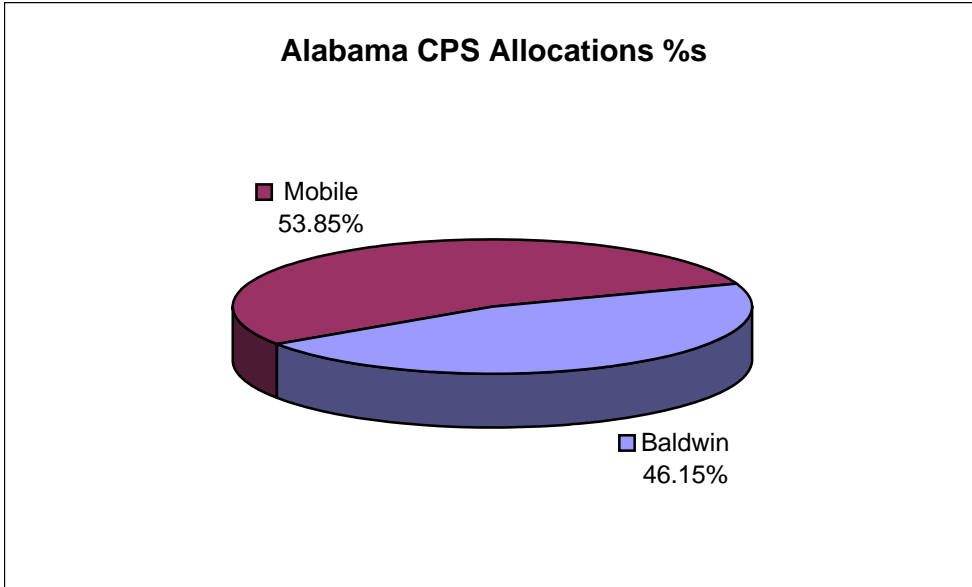
Gulf of Mexico Energy Security Act of 2006 Fiscal Year 2008 Allocations

Producing State	% Allocation	Total Allocation	Amount Direct to States	Amount Direct to CPSs
Alabama	30.60%	\$ 7,723,845.31	\$ 6,179,076.25	\$ 1,544,769.06
Louisiana	31.44%	\$ 7,934,151.41	\$ 6,347,321.13	\$ 1,586,830.28
Mississippi	27.27%	\$ 6,882,794.75	\$ 5,506,235.80	\$ 1,376,558.95
Texas	10.69%	\$ 2,699,249.57	\$ 2,159,399.65	\$ 539,849.92
Total All 4 States	100.00%	\$ 25,240,041.04	\$ 20,192,032.83	\$ 5,048,008.21



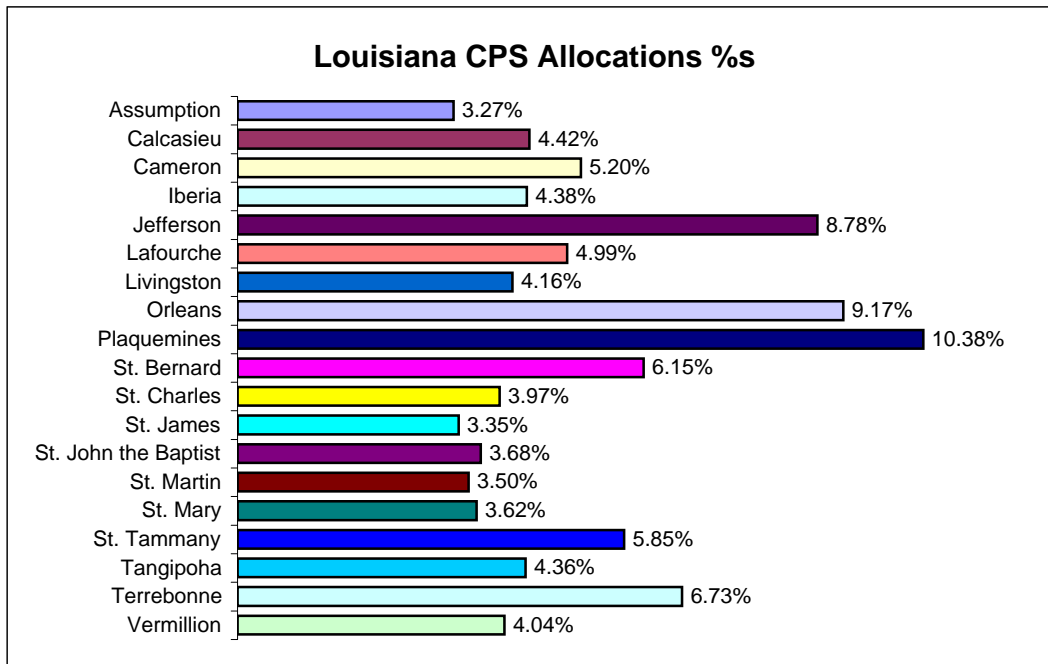
Gulf of Mexico Energy Security Act of 2006 Fiscal Year 2008 Allocations - Alabama CPS

Coastal Political Subdivision (CPS)	% Allocation	Total Allocation
Baldwin	46.15%	\$ 712,876.87
Mobile	53.85%	\$ 831,892.19
Total Alabama CPS	100.00%	\$ 1,544,769.06



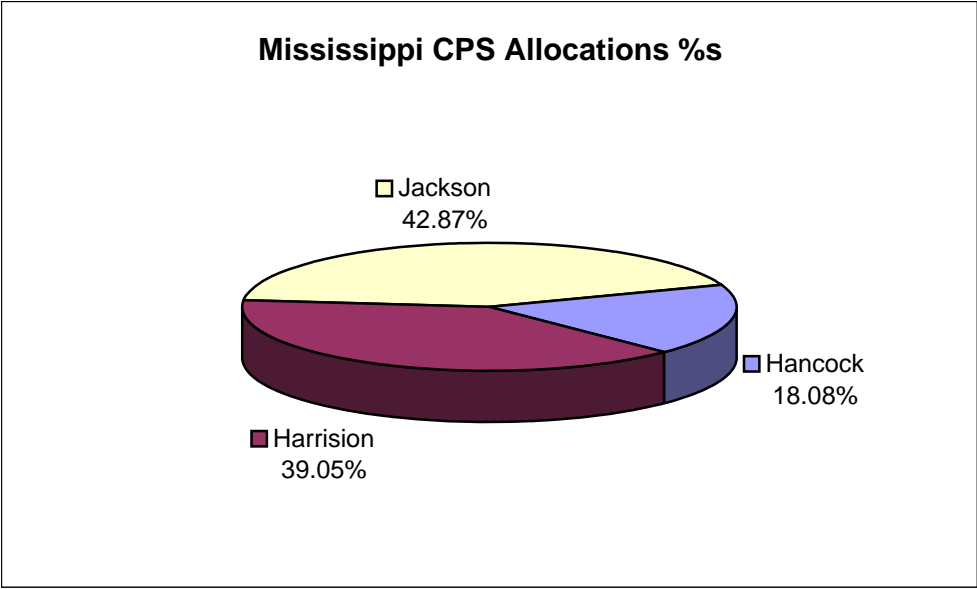
Gulf of Mexico Energy Security Act of 2006 Fiscal Year 2008 Allocations - Louisiana CPS

Coastal Political Subdivision (CPS)	% Allocation	Total Allocation
Assumption	3.27%	\$ 51,906.72
Calcasieu	4.42%	\$ 70,168.39
Cameron	5.20%	\$ 82,446.35
Iberia	4.38%	\$ 69,563.09
Jefferson	8.78%	\$ 139,357.71
Lafourche	4.99%	\$ 79,152.27
Livingston	4.16%	\$ 66,022.77
Orleans	9.17%	\$ 145,552.11
Plaquemines	10.38%	\$ 164,699.67
St. Bernard	6.15%	\$ 97,611.44
St. Charles	3.97%	\$ 62,920.89
St. James	3.35%	\$ 53,198.55
St. John the Baptist	3.68%	\$ 58,394.56
St. Martin	3.50%	\$ 55,598.09
St. Mary	3.62%	\$ 57,445.49
St. Tammany	5.85%	\$ 92,883.26
Tangipoha	4.36%	\$ 69,183.81
Terrebonne	6.73%	\$ 106,721.76
Vermillion	4.04%	\$ 64,003.35
Total Louisiana CPS	100.00%	\$ 1,586,830.28



Gulf of Mexico Energy Security Act of 2006 Fiscal Year 2008 Allocations - Mississippi CPS

Coastal Political Subdivision (CPS)	% Allocation	Total Allocation
Hancock	18.08%	\$ 248,870.37
Harrison	39.05%	\$ 537,558.48
Jackson	42.87%	\$ 590,130.10
Total Mississippi CPS	100.00%	\$ 1,376,558.95



Gulf of Mexico Energy Security Act of 2006 Fiscal Year 2008 Allocations - Texas CPS

Coastal Political Subdivision (CPS)	% Allocation	Total Allocation
Aransas	3.94%	\$ 21,273.54
Brazoria	6.18%	\$ 33,378.48
Calhoun	5.17%	\$ 27,890.96
Cameron	5.92%	\$ 31,982.15
Chambers	3.49%	\$ 18,837.01
Galveston	8.45%	\$ 45,617.03
Harris	19.38%	\$ 104,611.66
Jackson	2.73%	\$ 14,713.76
Jefferson	6.93%	\$ 37,408.74
Kenedy	5.54%	\$ 29,936.17
Kleberg	4.03%	\$ 21,766.76
Matagorda	7.25%	\$ 39,113.73
Nueces	5.38%	\$ 29,024.98
Orange	3.93%	\$ 21,207.74
Refugio	2.58%	\$ 13,910.08
San Patricio	2.76%	\$ 14,923.90
Victoria	2.97%	\$ 16,047.67
Willacy	3.37%	\$ 18,205.56
Total Texas CPS	100.00%	\$ 539,849.92

