

**COMMUNITY HOMELESSNESS ASSESSMENT,
LOCAL EDUCATION AND NETWORKING
GROUP (CHALENG) FOR VETERANS**

**THE FIFTEENTH ANNUAL PROGRESS REPORT ON
PUBLIC LAW 105-114**

**SERVICES FOR HOMELESS VETERANS
ASSESSMENT AND COORDINATION**

March 11, 2009

John H. Kuhn, LCSW, MPH, National CHALENG Coordinator, VA New Jersey Health Care System, Lyons, NJ.

John Nakashima, Ph.D., MSW, Program Analyst, Community Care, West Los Angeles Medical Center, Los Angeles, CA

ACKNOWLEDGEMENTS

The CHALENG for Veterans project continues to be successful because of the work done by each of the CHALENG points of contact (POCs) who are listed in Appendix 8. The dedication of VA staff and their community counterparts often make the difference between life and death for the homeless Veterans found on our city streets and country back roads. Too often their tireless efforts to improve the lives of our Veterans go unrecognized and unappreciated. To each of these marvelous, caring, gentle, and hard-working persons, we say THANK YOU!

We would like to thank Paul Smits, the Associate Chief Consultant, Homeless and Residential Rehabilitation Treatment Services, for his assistance in the preparation of this report, and his leadership in addressing the health care needs of homeless Veterans. We also thank Peter Dougherty, Director of Homeless Programs Office for VA, for his endless dedication to the care of our nation's homeless Veterans. Paul and Pete's support, feedback and guidance to Project CHALENG are immeasurable.

We would like to also thank Dr. Robert Rosenheck, Director of the Northeast Program Evaluation Center (NEPEC) at the VA Connecticut Healthcare System, West Haven, Connecticut, who provides valuable consultation to the CHALENG process. Aiki Atkinson, Research Assistant, scanned and proofed over 11,000 CHALENG Participant Surveys for this report. Chelsea Watson, Program Specialist from VA's Homeless Providers Grant and Per Diem Program, provided technical assistance in the creation and maintenance of the CHALENG web site which posts the most recent CHALENG report. Rhonda Simmons, Administrative Assistant for Project CHALENG, provided immeasurable support to the coordinator and to the entire CHALENG process. Thanks to all these people who make this process work so well.

John Kuhn
John Nakashima

March 11, 2009

TABLE OF CONTENTS

Executive Summary	1
I. Introduction	3
II. Data Collection for the Annual CHALENG Survey	4
Table 1. CHALENG Participant Survey Respondents' Organizational Function (Non-VA Participants Only).....	6
Table 2. VA Agency Staff Respondents.....	6
Table 3. Years of Community Provider Involvement in CHALENG, FY 2008.....	6
Table 4. Consumer (homeless Veteran) Status.....	7
III. Identified Needs of Homeless Veterans	7
Table 5. Met and Unmet Needs of Homeless Veterans (all individuals who completed 2008, 2007 CHALENG Participant Surveys.....	10
Table 6. Top Ten Highest Unmet Needs Identified by Homeless Veterans, FY 2006 - FY 2008.....	11
Table 7. Top Ten Highest Unmet Needs Identified by VA and Community Providers, FY 2006 - FY 2008.....	11
Table 8. Top Ten Highest Met Needs Identified by Homeless Veterans, FY 2006 -FY 2008.....	16
Table 9. Top Ten Highest Met Needs Identified by VA and Community Providers, FY 2006 - FY 2008.....	16
IV. Estimate of Homelessness among Veterans	17
V. Assessment of VA and Community Collaborative Efforts	20
Table 10. Veteran-specific Bed Capacity and Bed Need Assessment.....	21
Table 11. Community Agency Participants' Ratings of Partnership Integration.....	23
Table 12. Community Agency Participants' Ratings of Partnership Implementation.....	24
Table 13. Percentage of Point of Contacts (POCs) Indicating Interagency Collaborative Agreements with Select Program Types.....	25
Table 14. New Interagency Collaborative Agreements and Outreach Sites for FY 2008.....	26
Table 15. Subjects of New Interagency Collaborative Agreements, FY 2008.....	27
Table 16. Number of Veterans Receiving Eye and Child Care Through New Agreements, FY 2008.....	28

VI. Planning	28
Figure 1. Top FY 2008 Needs Selected for POCs to Address.....	28
Figure 2. Outcomes for Top Ten Action Plan Topics with Percentages of POC Sites that were Successful.....	29
Table 17. Successful Outcomes for Action Plans Addressing Permanent Housing.....	31
Figure 3. Needs Selected For 2009 Action Plans.....	32
VII. Summary: Trends In Veteran Homelessness	33
References	34

Appendices

- Appendix 1: 2008 CHALENG Needs Score by VA Facility - Consumer (Homeless Veteran) Assessment
- Appendix 2: 2008 CHALENG Needs Score by VA Facility – Provider (VA and Community) Assessment
- Appendix 3: 2008 CHALENG Needs Score by Network
- Appendix 4: 2008 CHALENG Integration/Implementation Scores by VA Facility – Community Providers Assessment
- Appendix 5: FY 2008 Estimated Number of Homeless Veterans and Information Sources by VISN and VA - POC Site Assessment
- Appendix 6: VA Community Initiatives: Status of FY 2008 Action Plans Addressing Homeless Veterans Needs
- Appendix 7: Agencies Recognized for Assisting in Implementing FY 2008 Action Plans
- Appendix 8: Points of Contact by VISN

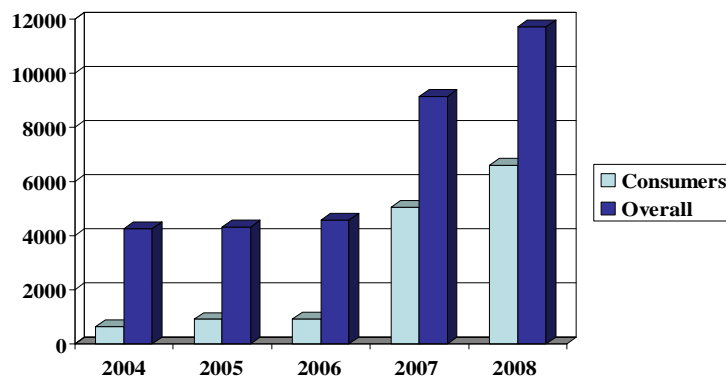
Fiscal Year (FY) 2008 Community Homelessness Assessment, Local Education and Networking Groups for Veterans (CHALENG) Report

Executive Summary

Since 1993, the Department of Veterans Affairs (VA) has collaborated with local communities across the United States on Project CHALENG for Veterans. The vision of CHALENG is to bring together consumers, providers, advocates, local officials and other concerned citizens to identify the needs of homeless Veterans and then work to meet those needs through planning and cooperative action.

As in previous years, data collected during the FY 2008 CHALENG process are from questionnaires completed by VA staff, community providers, and homeless Veterans. Two years ago, CHALENG introduced a consumer- specific survey. This effort is designed to empower consumers as active participants in the design and delivery of homeless services. Their involvement is consistent with the VA's recovery-oriented approach to the delivery of mental health services. CHALENG represents one of the only efforts to catalog the needs of homeless persons that draws heavily on consumer input. Since the introduction of the consumer survey, participation in CHALENG has increased significantly in each of the past two years.

Year-to-Year Participation Changes



The following are highlights of the FY 2008 CHALENG report

- *Participation was excellent.*
 - There were 11,711 respondents to the 2008 Participant Survey, a 28 percent increase from the previous year which had a total of 9,132 respondents.

- Over half (57 percent) of the 2008 participants (n=6,613) were consumers - homeless or formerly homeless Veterans. Consumer involvement increased from 5,046 participants in 2007 to 6,613 participants in 2008, a 31 percent improvement.
- *Need remains high.*
 - It is estimated that during the January 2008 point-in-time survey there were approximately 131,000 Veterans who were homeless. This is based on estimates reported by the CHALENG points of contact (POCs). POCs are usually local VA homeless program coordinators from around the country.
 - One hundred and eighteen POC sites (85 percent of all sites) reported that a total of 1,282 homeless Veteran families were seen. This was a 24 percent increase over the previous year's 1,038 homeless Veteran families, though still only a fraction of the approximately 70,000 Veterans served in VA's specialized homeless programs.
- *VA/Community partnerships continue to yield outcomes.*
 - 88 percent of POC sites that had a nearby Department of Housing and Urban Development (HUD) Continuum of Care planning group participated in it.
 - 753 new interagency collaborative agreements between VA and community agencies were developed in FY 2008. This reflects a 39 percent increase from the 543 agreements in 2007.
 - 540 new outreach sites were served in FY 2008.
 - Nearly a quarter (23 percent) of sites indicated they have an on-campus housing program operated by a community partner.
 - Eighty-four percent of sites which prioritized permanent housing in their FY 2008 action plan reported success, due mainly to the nationwide expansion of the HUD-VASH program.
 - CHALENG POC action plans for FY 2009 addressed priority needs such as permanent, emergency, and transitional housing; dental care; transportation; job training; job finding; substance abuse treatment; services for emotional and psychiatric problems; and legal assistance for outstanding warrants/fines.
- *Consumers identify many critical needs as met*
 - Literature suggests long-term housing, dental, medical, and mental health care are central to the rehabilitation of the homeless. Homeless Veterans' responses in the CHALENG survey indicate that many of these critical needs are either well "met" or, as in the case of housing are becoming increasingly met. The VA's highly integrated health care model has made medical, dental and mental health treatment readily available to Veterans. Homeless Veterans in this year's CHALENG report identified nine of their top ten unmet needs as a legal, financial or family issue.

I. Introduction

In 1993, VA launched Project CHALENG for Veterans. CHALENG is a program designed to enhance the continuum of services for homeless Veterans provided by the local VA medical center and regional office and their surrounding community service agencies. The guiding principle behind Project CHALENG is the VA must work closely with the local community to identify needed services and then deliver the full spectrum of services required to help homeless Veterans reach their potential. Project CHALENG fosters collaborative planning by bringing VA together with community agencies and other Federal, state, and local government programs. This cooperation raises awareness of homeless Veterans' needs, and spurs planning to meet those needs.

The legislation guiding this initiative is contained in Public Laws 102-405, 103-446 and 105-114. The specific legislative requirements relating to Project CHALENG state that local VA medical center and regional office directors must:

- assess the needs of homeless Veterans living in the area,
- make assessments in coordination with representatives from state and local governments, appropriate federal departments and agencies and non-governmental community organizations that serve the homeless population,
- identify the needs of homeless Veterans with a focus on health care, education, training, employment, shelter, counseling, and outreach,
- assess the extent to which homeless Veterans' needs are being met,
- develop a list of all homeless services in the local area,
- encourage the development of coordinated services,
- take action to meet the needs of homeless Veterans,
- inform homeless Veterans of non-VA resources that are available in the community to meet their needs.

At the local level, VA medical centers and regional offices designate CHALENG POCs who are responsible for the above requirements. These CHALENG POCs, usually local VA homeless program coordinators, work with local agencies throughout the year to coordinate services for homeless Veterans.

CHALENG was designed to be an ongoing assessment process that described the needs of homeless Veterans and identifies the barriers they face to successful community re-entry. In the current report, data was compiled from 11,711 respondents including 6,613 survey responses that were completed by homeless Veterans. The CHALENG process is the only ongoing comprehensive national effort to poll VA staff, community providers and consumers about the needs of homeless Veterans. The results help VA identify specific interventions needed to effectively assist homeless Veterans. In recent years, VA initiatives based in part on input from CHALENG, include the following.

- A major expansion of the HUD VA Supported Housing program (HUD-VASH) has made thousands of new permanent housing vouchers and case management services available to homeless Veterans.
- A greater emphasis has been placed on family preservation. HUD-VASH allows VA staff to place Veterans *and their families* in affordable housing.
- The Homeless Veterans Dental Program (HVDP) has greatly expanded access to care.
- The Healthcare for Re-Entry Veterans Program (HCRV) has helped transition former Veteran inmates back into the community.
- The ongoing expansion of the VA Grant and Per Diem (GPD) transitional housing program has increased the availability of safe, affordable housing.

The annual CHALENG report is an important source of information on homeless Veterans for policymakers. Copies are routinely distributed to Members of the House and Senate Veterans' Affairs Committees and Appropriation Committees. The report is also used by VA Central Office to respond to media inquiries about homeless Veterans. The report helps to keep homeless Veteran issues present in the minds of federal officials and the general public.

Finally, the CHALENG process has helped build thousands of relationships with community agencies, Veterans groups, law enforcement agencies, and federal, state, and local government. Local CHALENG meetings, where attendees complete the Participant Survey, represent important opportunities for VA, and public and private agency representatives to meet, network, and develop meaningful partnerships to better serve homeless Veterans.

II. Data Collection for the Annual CHALENG Survey

A) Questionnaires Used in Survey

This *Fifteenth Annual Progress Report on Public Law 105-114* (Project CHALENG) is based on data collected from two surveys:

1. The CHALENG POC Survey:

This survey, distributed to POCs only, is a self-administered questionnaire requesting information on the needs of homeless Veterans in the local service area, development of new partnerships with local agencies, and progress in creating/securing new housing and treatment for homeless Veterans.

2. The CHALENG Participant Survey:

This survey is distributed by each POC at his or her local CHALENG meeting to: federal, state, county, city, non-profit and for-profit agency representatives that serve the homeless in the POC's local service area; local VA medical center, Vet Center, VA Regional Office staffs; and to homeless Veterans (consumers). The self-administered survey requests information on the needs of homeless Veterans in the local service area, and rates VA and community provider collaboration. There are two versions of the CHALENG Participant Survey: one for VA staff and community providers, officials, and volunteers and a separate consumer survey. The consumer version includes only those questions pertinent to homeless Veterans.

Beginning in 2007, a new consumer specific survey was introduced to facilitate the involvement of homeless veterans in the CHALENG process. VA staff, working with community providers, solicited participation from the veterans they served through various specialized homeless outreach and treatment programs. This has resulted in substantial growth in consumer involvement over the past 2 years. There were a few changes in the 2008 CHALENG surveys from the 2007 versions. Three new homeless Veteran need categories – credit counseling, family reconciliation assistance, and help developing a social network – were added. Also, the legal assistance need category was separated into legal assistance for child support issues and legal assistance for outstanding warrants/fines.

B) CHALENG Survey Respondents

CHALENG Point of Contact Survey Respondents

Point of Contact survey questionnaires were mailed to all designated CHALENG POCs. Out of 139 POC sites, 139 (100 percent) were returned. Sixty percent of sites indicated their service area was predominantly urban, 22 percent predominantly rural, and 18 percent an even mixture of both.

CHALENG Participant Survey Respondents

There were 11,711 respondents for the 2008 Participant Survey, a 28 percent increase from the 9,132 respondents in 2007. Of the 11,711 respondents, 6,613 were currently or formerly homeless Veteran consumers, 1,320 were VA staff, 3,615 were community providers/advocates (agency staff, local officials, interested individuals), and 163 were community respondents who indicated no agency affiliation. Twenty-two percent of community providers who represented an agency said their agency was “faith-based.”

There were 6,613 participant surveys from homeless Veterans. These consumers represented 57 percent of all Participant Survey respondents. Consumer involvement expanded from 5,046 participants in 2007 to 6,613 participants in 2008, an increase of 31 percent.

Community provider respondents were asked to designate their organizational titles in the survey (see Table 1). As in prior years, survey respondents represented a range of service functions from executives and policymakers to line-level service providers.

Table 1. CHALENG Community Provider Respondent Function, FY 2008.

	Community Participants (n=3,778)
Local service agency top managers (executive directors, chief executive officers)	18%
Mid-level managers, supervisors and advocates	36%
Clinicians and outreach workers (social workers, case managers, nurses)	30%
Elected government officials or their representatives	1%
Board members	2%
Other (financial officers, attorneys, office staff, planning staff, etc.)	13%

VA representation in the Participant Survey was mainly through VA Medical Centers (see Table 2 below).

Table 2. VA Providers (staff), FY 2008.

VA Agency	VA Staff (n=1,320)
VA Medical Center/Healthcare System staff	75%
VA Regional Office staff	5%
Vet Center staff	6%
VA Outpatient Clinic staff	13%
VA Other (National Cemetery Administration, Central Office and VISN staff)	1%

Community provider respondents were asked how long they had been personally involved in CHALENG (see Table 3). About half (51 percent) of the participants had recently become involved in CHALENG. The increase in participation suggests that community providers are becoming more active in collaborating with the VA on homeless Veteran issues.

Table 3. Years of Community Provider Involvement in CHALENG, FY 2008.

Involved in CHALENG...	Community Participants (n=3,778)
11 years or more	6%
6-10 years	11%
1-5 years	32%
First time today	51%

Consumers who participated in CHALENG come from a variety of settings (see Table 4 below). Over a quarter (28 percent) was literally homeless (many of these Veterans were contacted in initial outreach and Stand Down events). Nearly two thirds (63 percent) were in a transitional housing program such as the VA Domiciliary or a VA Grant and Per Diem (GPD) program. Nine percent were maintaining themselves in permanent housing.

Table 4. Consumer (Homeless Veteran) Status.

Where homeless Veteran CHALENG Participant was living at time of Survey	Homeless Veterans (n=6,613)
Literally Homeless (on streets, in shelter, care)	28%
In VA Domiciliary	20%
In VA Grant and Per Diem or other Transitional housing program	43%
In Permanent Housing (including Section 8 Housing)	9%

Many homeless Veteran CHALENG participants have been chronically homeless. Over half of the Veterans (57 percent) had previously been homeless for over 12 consecutive months. Nearly half (48 percent) had suffered four separate episodes of homelessness in the past 3 years.

III. Identified Needs of Homeless Veterans

A) Comparing the Needs of Homeless Veterans to the General Homeless Population

Assessing the scope of needs faced by homeless persons is a vital first step in the effort to end homelessness. Only through an accurate identification of these needs can resources be effectively targeted. One of the earliest national efforts to catalog the services required to lift persons out of homelessness was when the Federal Task Force on Homelessness and Severe Mental Illness published *Outcasts on Main Street* (1992). It stressed the importance of developing integrated systems of treatment, housing and support services that included outreach, case management, and a range of housing options. The Access to Community Care and Effective Services and Supports (ACCESS) program began in 1993 in response to Federal Task Force's report. ACCESS demonstrated that system integration, as measured in part by interagency agreements, addressing housing, health care, outreach and case management had a positive impact on housing incomes, mental health symptoms, drug use, days worked, and minor criminal activity for homeless persons with serious mental illnesses (Rosenheck, 1998). Through its emphasis on local planning and inclusion, CHALENG emphasizes such integration and collaboration. The outcomes of local VA efforts in establishing agreements with local community agencies can be found on Tables 11 – 14.

The National Survey of Homeless Assistance Providers and Clients or NSHAPC was the first comprehensive, national effort to estimate the numbers of homeless persons and to understand their unique characteristics (Burt et al., 1999). It found that addictions to drugs and alcohol, mental health disorders, foster care experiences, and histories of physical and sexual abuse, were far more common than in the general population. Burt (2001) stressed the importance of child welfare and mental health and substance abuse early intervention efforts as means to prevent homelessness. CHALENG seeks to identify the unique needs of homeless Veterans across a broad spectrum of biopsychosocial concerns.

Dennis Culhane's groundbreaking publication, found that supportive housing not only met the needs of homeless persons by reducing homelessness, criminal activity and hospitalizations, but also reduced overall costs (Culhane, 2002). These findings helped to spur the acceptance of the rapid placement models, such as Housing First, which are commonly employed today. In addition to its residential treatment programs, VA offers two principle housing options - transitional housing through its GPD program and long-term, permanent housing through HUD-VASH.

HHS's *Ending Chronic Homelessness* (2003) and SAMHSA's *Blueprint for Change* (2003) provides detailed analyses of the challenges facing the homeless and described successful interventions. Echoing the findings of The Federal Task Force on Homelessness, both describe a range of evidence-based and promising practices that include prevention services, treatment for co-occurring disorders, health care, employment, education, training needs, legal services, transportation, and supported housing placement. The *Blueprint for Change* also emphasizes the importance of "person-centered values" that empower consumers by offering choice, dignity and hope.

This brief overview describes some of the important progress made in understanding the needs of homeless persons and the interventions required for successfully ending their homelessness. Most of these need assessments have been based on professional judgments and observations; which, in turn have been supported by outcomes research. However, few broad efforts have been made to ask homeless persons what they identify as critical to their success despite the recent emphasis on consumer empowerment. Rosenheck and Lam (1997) surveyed homeless persons to assess how they felt seven domains of need ranked in importance. These consumers ranked the seven domains as follows.

Consumer Perception of Need

1. Long-term housing
2. Mental health
3. Dental
4. Medical
5. Financial support
6. Job assistance
7. Substance abuse

This list is at variance with the view of consumers from this year's CHALENG report. Homeless Veterans do not rate medical, mental health, substance abuse, and dental issues as high unmet needs; in fact, except for dental care all are described as met needs. This variance is not caused by *want of need* for mental health, dental or medical care. In 2007, the VA's Health Care for Homeless Veterans program treated 65,802 homeless Veterans, of whom 39,086 completed a formal intake and assessment: 51 percent had a serious psychiatric, 66 percent were dependent on drugs and/or alcohol, 57 percent had a serious medical problem. Over 31 percent of those entering a VA homeless residential rehabilitation program reported having significant oral pathology (NEPEC, 2008). Thus, despite having a high prevalence of medical, mental health, dental and substance abuse needs, these Veterans did not report such needs as being the most pressing. In the following section III. B., we explain what we believe homeless Veterans do identify as the greatest areas of unmet need in their lives.

B) Highest Unmet Needs: Focus on the Consumer Perspective

Participant Survey respondents were asked to rate how well pre-identified homeless Veteran service needs were met in their community, using a five-point scale ranging from "Not Met" (1) to "Met" (5). Table 5 shows the results for the entire sample of respondents for 2008 (n=11,711). Tables 6 and 7 show the top ten highest unmet needs for consumers (Veterans) and providers separately.

Table 5. Met and Unmet Needs of Homeless Veterans (All individuals who completed 2008, 2007 CHALENG Participant Surveys.

Need of Homeless Veterans		Average Score 2008 (n=11,711)	Average Score 2007 (n=9,132)	2007 Rank	Need is <u>met</u> = score of 5
1	TB testing (highest "met" need score)	3.96	3.97	1	↑ ↓
2	Medical services	3.96	3.93	2	
3	Food	3.85	3.89	3	
4	Help with medication	3.79	3.71	6	
5	Treatment for substance abuse	3.78	3.79	4	
6	Hepatitis C testing	3.73	3.76	5	
7	Personal hygiene (shower, haircut, etc.)	3.70	3.68	7	
8	Services for emotional or psychiatric problems	3.63	3.59	12	
9	AIDS/HIV testing/counseling	3.62	3.67	8	
10	Clothing	3.61	3.64	9	
11	TB treatment	3.59	3.61	10	
12	Detoxification from substances	3.59	3.60	11	
13	Help getting needed documents or I.D.	3.52	3.43	15	
14	Spiritual	3.51	3.53	13	
15	Emergency (immediate) shelter	3.50	3.48	14	
16	Treatment for dual diagnosis	3.42	3.39	16	
17	Transitional living facility or halfway house	3.35	3.31	17	
18	Help with transportation	3.28	3.24	18	
19	Eye care	3.25	3.18	20	
20	Glasses	3.19	3.12	23	
21	Education	3.13	3.10	24	
22	Help with finding a job or getting employment	3.12	3.22	19	
23	VA disability/pension	3.12	3.16	21	
24	Help developing social network	3.10	N/A*	N/A*	
25	Women's health care	3.09	3.14	22	
26	Drop-in center or day program	3.08	3.06	25	
27	Elder health care	3.01	2.99	29	
28	Help managing money	3.00	3.03	26	
29	Family counseling	2.99	3.01	28	
30	Job training	2.98	3.03	27	
31	Discharge upgrade	2.91	2.97	30	
32	SSI/SSD process	2.90	2.93	31	
33	Dental care	2.90	2.84	32	
34	Re-entry services for incarcerated Veterans	2.80	2.76	36	
35	Welfare payments	2.78	2.81	33	
36	Credit counseling	2.77	N/A*	N/A*	
37	Guardianship (financial)	2.75	2.77	35	
38	Legal assistance for outstanding warrants/fines	2.69	N/A*	N/A*	
39	Long-term, permanent housing	2.64	2.57	37	
40	Family reconciliation assistance	2.63	N/A*	N/A*	
41	Legal assistance for child support issues	2.60	N/A*	N/A*	
42	Child care (highest "unmet" need score)	2.49	2.48	38	
					Need is <u>unmet</u> = score of 1

*Not available: category added in 2008

3-Year Comparison - Consumer and Provider (VA and Community) Assessment of Homeless Veteran UNMET Needs

Table 6. Top Ten Highest *Unmet* Needs Identified by Homeless Veterans, FY 2006 - FY 2008.

2006	2007	2008
1. Child care	1. Child care	1. Welfare payments
2. Welfare payments	2. Welfare payments	2. Child care
3. Dental care	3. Long-term, permanent housing	3. Legal assistance for child support issues
4. Long-term, permanent housing	4. Guardianship (financial)	4. Guardianship (financial)
5. Guardianship (financial)	5. SSI/SSD process	5. Family reconciliation assistance
6. Re-entry services for incarcerated Veterans	6. Re-entry services for incarcerated Veterans	6. Long-term, permanent housing
7. SSI/SSD process	7. Legal assistance	7. SSI/SSD process
8. Legal assistance	8. VA Disability/Pension	8. Legal assistance for outstanding warrants/fines
9. Discharge upgrade	9. Discharge upgrade	9. Credit counseling
10. Family counseling	10. Elder health care	10. Re-entry services for incarcerated Veterans

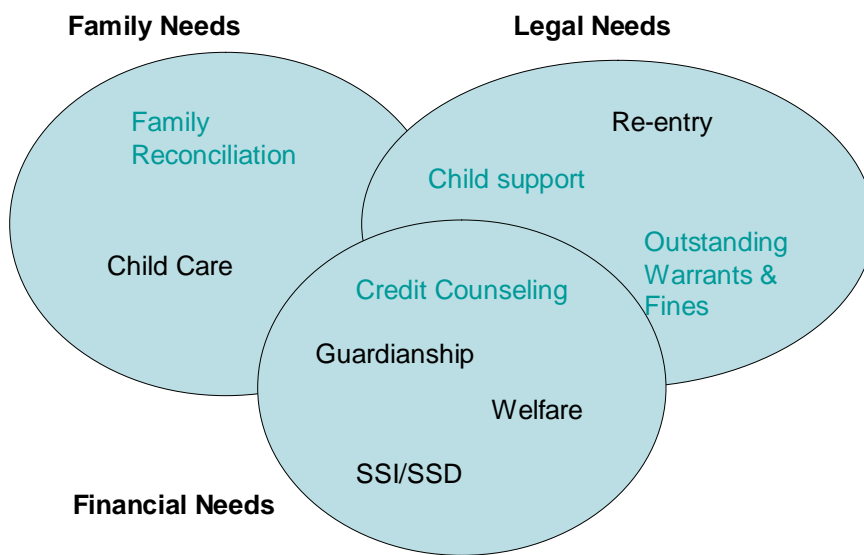
Table 7. Top Ten Highest *Unmet* Needs Identified by VA and Community Providers, FY 2006 - FY 2008.

2006	2007	2008
1. Long-term, permanent housing	1. Long-term, permanent housing	1. Child care
2. Child care	2. Child care	2. Long-term, permanent housing
3. Dental care	3. Dental care	3. Legal assistance for outstanding warrants/fines
4. Re-entry services for incarcerated Veterans	4. Re-entry services for incarcerated Veterans	4. Legal assistance for child support issues
5. Legal assistance	5. Legal assistance	5. Family reconciliation assistance
6. Help managing money	6. Help managing money	6. Dental care
7. Guardianship (financial)	7. Guardianship (financial)	7. Credit Counseling
8. Glasses	8. Glasses	8. Re-entry services for incarcerated Veterans
9. Eye care	9. Eye care	9. Help managing money
10. Transitional living facility or halfway house	10. Transitional living facility or halfway house	10. Guardianship (financial)

For FY 2008, Table 5 indicates that child care, legal assistance for child support issues, family reconciliation assistance, long-term, permanent housing, legal assistance for outstanding warrants/fines, guardianship (financial), credit counseling, welfare payments, re-entry services for homeless Veterans, and dental care were the ten highest unmet needs for homeless Veterans as determined by all participants combined.

When just examining the *consumer* perspective (Table 6) homeless Veterans who participated in CHALENG rank nine of the top ten most pressing unmet needs as a family, legal, or financial concern. (Permanent housing was the 10th need that did not fall into one of these three groups.)

9 of top 10 Unmet Needs *Consumer Perspective*



Note: Highlighted needs are new categories in the CHALENG report.

Family Needs

For several years, child care has ranked as a high priority unmet need. While large numbers of Veterans do not need child care, when the need for child care is present, it is a particularly compelling and difficult-to-meet need and thus has consistently ranked high among unmet needs identified through CHALENG. Also, even though most homeless Veterans are non-custodial parents, they remain deeply concerned about their children's care. In many cases, these Veterans struggle with the knowledge that their absence has contributed to their children living in single-parent households, under the care of extended family, or being placed in foster care. As VA cannot directly serve a Veteran's children, arranging family services is necessarily split between multiple agencies. Coordinating such care may prove difficult. However, with the recent expansion of the cooperative program between VA and HUD, thousands of Section 8 vouchers have become available to Veterans and their immediate families. This allows the VA to address family reconciliation, a new need category added to this year's survey.

The CHALENG report's finding of child care at the top of unmet needs and the addition of family reconciliation as the third highest priority need, suggests that despite the prevalence of single men among those served by the VA, these Veterans maintain a strong interest and concern about their families.

Legal Needs

Legal needs often act as a significant barrier to a Veteran's ability to resume independent community living. Legal issues can also compound economic concerns as credit problems and obligations stemming from debts, fines, and child support can prove especially burdensome, particularly for those individuals recently released from prison. The typical incarcerated parent owes \$20,000 in child support when released from prison, with payment schedules averaging \$225 to \$300 per month (Turetsky, 2008). Minimum wage workers have little hope of making these payments while supporting themselves. Unresolved debts can result in liens against bank accounts, denial of credit, inability to secure a lease, failure in background checks commonly a part of job applications, forfeiture of driver's licenses, and ultimately re-arrest. In order to generate income without having funds garnished, these workers may enter the underground economy where income is often generated by involvement in illegal activities. Hence, legal assistance is one key to helping Veterans meet their obligations to society, while still having the means to avoid relapsing to homelessness.

With the growing interest in legal issues as they impact upon homelessness, CHALENG sought to gain a better understanding of the nature of the legal concerns held by homeless Veterans. In the current year's report legal assistance was replaced by two new categories – legal assistance for child support issues and legal assistance for outstanding warrants/fines. In the first year of reporting, these issues ranked as the second and fifth highest unmet needs for homeless Veterans.

Re-entry services for incarcerated Veterans was a needs category introduced in the FY 2005 report and has made it to the top ten unmet needs list the past four years. Providing pre-release planning and after-release services for incarcerated Veterans is receiving increasing attention throughout the VA system. In FY 2007, VA launched its Healthcare for Re-entry Veterans (HCRV) Program. VA has designated a national HCRV Coordinator and has funded a Re-entry Specialist for each Veteran Integrated Service Network (VISN). The HCRV Coordinator and the Re-entry Specialists have established working relationships with numerous correctional institutions, to provide outreach services and follow-up linkages to VA and non-VA social, medical, and psychiatric services to Veterans within six months of release to the community. In FY 2008, an additional 17 Re-entry Specialists were funded to expand this effort. In the current report, Re-entry services dropped from the third to the ninth highest unmet need, possibly reflecting HCRV's successful start in addressing this need.

Financial Needs

Guardianship (financial), credit counseling, and welfare payments form a cluster of financial needs assessed by CHALENG. Recent literature supports the need for

increased and better management of financial resources. In 2006, the national average rent of studio/efficiency apartments of \$633 (O'Hara et al., 2006) was beyond the means of a disabled person whose primary source of income was SSI or a VA pension. Although the past year's economic deterioration would suggest a decline in rental costs, HUD's fair market rent benchmark continues to climb. The national average rent for a modest 2 bedroom rose 3.2 percent in the past year from \$861 to \$889 (HUD, 2008a). The continuing gap between entitlement income and rental costs means that subsidized housing and vocational training will continue to play an important part in keeping Veterans out of homelessness.

Consumers and providers show a high divergence on perceived needs in their rating of these financial concerns. Scores for welfare payments reflect the greatest divergence. While community providers do not rate it as a top ten concern, consumers place it as the highest unmet need; it ranks eighth overall. Financial guardianship is ranked as the fourth highest unmet need among homeless Veterans while it is only tenth among providers; it ranks sixth overall. Credit counseling, a new monitor for this year's CHALENG report, is ranked ninth by consumers and seventh by providers; it ranks seventh overall.

Housing Needs

In addition to the three highest priority groups of unmet needs, the need for long-term, permanent housing still remains high, ranking as the fourth highest unmet need. Significantly, among consumers it dropped from third in last year's report to sixth in the current report. In FY 2008, the rapid expansion of the HUD-VASH program made 10,000 new Section 8 vouchers available to homeless Veterans along with VA case management services. Although this has not solved the need for new housing for homeless Veterans, this continues the overall improvement in addressing housing needs. Ten years ago CHALENG rated long-term, permanent housing as the highest unmet need (and continued to do so until superseded by child care as the most significant unmet need in last year's CHALENG).

Importantly, other housing types did not make to the top ten list of unmet needs. Transitional housing which ranked ninth on the list of unmet needs in 1998, is now 25th. Consumers identify emergency housing as a top ten *met* need. The VA currently does not directly provide emergency shelter, but gains access to shelter through formal and informal community relationships.

C) Highest Met Needs: Treatment Services

Among the *highest met* needs as rated by the provider sample, the top ten categories were health services-related: tuberculosis (TB) testing, medical services, substance abuse treatment, hepatitis C testing, help with medication, HIV/AIDS testing/counseling and services for emotional or psychiatric problems (please refer back to Table 5). Most of these services are routinely offered by VA medical centers.

These met needs represent a notable achievement as both consumers and providers

consistently score this group of health care issues among the highest met needs. As the community has struggled to provide these services to non-Veterans (see section III. A., “Comparing The Needs of the General Homeless Population Versus the Needs of Homeless Veterans”), it seems reasonable to conclude that access to the VA’s integrated system of health and mental health care has been successful at delivering these critical services. Deferring care or sending a Veteran back to the street is considered unacceptable by the Veterans Health Administration, which has adopted standards that spell out the requirement that services must be made available (Smits, 2009).

Although dental care was actually the tenth highest unmet need this year, it continues to decline as a priority need. This is particularly true among consumers who rank it 16th. This marks a continued drop as dental care ranked seventh in 2007 (twelfth by consumers), and third in the 2006 and 2005. This is likely the result of VA efforts to expand dental access for homeless Veterans. HVDP offers medically necessary treatment to Homeless Veterans who have been in a VA-approved transitional housing or residential program for at least 60 consecutive days, and has had a significant impact. In FY 2008, CHALENG sites reported a total of 15,530 Veterans who needed dental care and were eligible for care because they had fulfilled residential treatment requirements. Of these 15,530 individuals, 10,031 received care (65 percent of total) either through VA Dental Services or a community provider. The 10,031 Veterans who received care represent a 31 percent increase from the 7,666 who received care in FY 2007.

Other highly met needs include food, personal hygiene services, and clothing. These basic needs are addressed at homeless shelters and programs as well as a variety of VA supported residential rehabilitation programs, transitional residences, and contract housing.

D) A Multi-year Overview of Needs

Although consumer participation was limited prior to the introduction of the consumer survey in 2007, a review of Tables 6 and 7 demonstrates some concurrence between the views of homeless and formerly homeless Veterans and other CHALENG participants across years. Long-term permanent housing, re-entry services for incarcerated Veterans, guardianship (financial), legal assistance, and child care rank among the top ten unmet needs for all participants from FY 2006-FY 2008.

In terms of highest met needs, homeless Veterans and other participants placed medical services, TB testing, Hepatitis C testing, substance abuse treatment, and food in the top ten list in FY 2006, FY 2007, and FY 2008 (see Tables 8 and 9). As mentioned previously, such medical and basic need services are usually addressed by VA or community providers.

3-Year Comparison - Consumer and Provider (VA and Community) Assessment of Homeless Veteran MET Needs

Table 8. Top Ten Highest *Met* Needs Identified by Homeless Veterans, FY 2006 -FY 2008.

2006	2007	2008
1. Medical services	1. TB testing	1. TB testing
2. TB testing	2. Substance abuse treatment	2. Medical Services
3. Substance abuse treatment	3. Medical Services	3. Help with medication
4. Food	4. Food	4. Substance abuse treatment
5. Help with medication	5. Help with medication	5. Food
6. Hepatitis C testing	6. Personal hygiene	6. Personal hygiene
7. Personal hygiene	7. Hepatitis C testing	7. Detoxification
8. Detoxification	8. Detoxification	8. Hepatitis C testing
9. Services for emotional or psychiatric problems	9. AIDS/HIV testing/counseling	9. Services for emotional or psychiatric problems
10. AIDS/HIV testing/counseling	10. Services for emotional or psychiatric problems	10. Immediate shelter

Table 9. Top Ten Highest *Met* Needs Identified by VA and Community Providers, FY 2006 - FY 2008

2006	2007	2008
1. Medical services	1. Medical services	1. Medical services
2. Food	2. Food	2. TB testing
3. TB testing	3. TB testing	3. Food
4. Clothing	4. Clothing	4. Hepatitis C testing
5. Hepatitis C testing	5. Hepatitis C testing	5. TB treatment
6. TB treatment	6. TB treatment	6. AIDS/HIV testing/counseling
7. AIDS/HIV testing/counseling	7. AIDS/HIV testing/counseling	7. Clothing
8. VA disability/pension	8. VA disability/pension	8. VA disability/pension
9. Substance abuse treatment	9. Substance abuse treatment	9. Substance abuse treatment
10. Services for emotional or psychiatric problems	10. Help with medication	10. Help with medication

E) Homeless Veterans with Families

CHALENG sites report an increase in the number of homeless Veterans with families (i.e., dependent children) being served. One hundred and eighteen POC sites (85 percent of all sites) reported a total of 1,282 homeless Veteran families were seen. This was a 24 percent increase over the previous year's report indicating that 1,038 homeless Veteran families were seen. The tally is still a fraction of the approximately 70,000 Veterans seen by VA specialized homeless programs over the course of a year. This increase may reflect the impact of the HUD-VASH expansion which allows VA staff to work with Veterans and their families in Section 8 housing placement.

Homeless Veterans with dependents present a challenge to VA homeless programs. Most VA transitional housing programs accept only Veterans. In past years, VA homeless workers would often have to find other community housing resources to place

the entire family or the dependent children separately. Access to family housing through the distribution of the thousands of new Section 8 vouchers that are being made available through HUD-VASH, has opened an important new resource allowing VA staff to assist the Veteran and his/her family.

The new “family reconciliation assistance” measure was ranked fifth by both consumers and providers, but interestingly, consumers ranked it *ahead* of long-term, permanent housing as an unmet need.

F) Homeless Veterans Returning from Afghanistan and Iraq

Currently, HUD's point-in-time count does stratify its estimate of homelessness among veterans by age so CHALENG is unable to estimate the prevalence of OEF/OIF veterans. CHALENG has asked POCs about the coordination and provision of services to homeless Veterans who have served in Operation Enduring Freedom and Operation Iraqi Freedom (OEF/OIF). Ninety-six percent (96 percent) of the POCs said they have coordinated the care of OEF/OIF homeless Veterans with their local VA medical center Transition Patient Advocate. The Transition Patient Advocate is usually a social worker case manager assigned to work with recently-returning Veterans.

Eight-five percent of sites indicated they could provide same-day housing (emergency or transitional) to homeless OEF/OIF Veterans. The most common reasons for those 21 sites not able to provide same-day housing included: long wait lists (67 percent) and no housing available on/near site (52 percent).

G) Homeless Veterans with End-of-Life Care Needs

For the first time, the CHALENG report asked POC sites for the number of homeless Veterans served who have end-of-life care needs. About half (51 percent) of sites reported working with such Veterans; these sites reported a total of 220 individuals who needed end-of-life care. While not a large amount, this number will increase as the overall homeless Veteran population ages.

IV. Estimate of Homelessness among Veterans

A) Challenges to Estimating the Number of Homeless Veterans in America

Counting the number of homeless people, specifically the number of homeless Veterans is a difficult task. There have been few systematic, national efforts to count the homeless. Prior to 2005, the most highly regarded effort took place in 1996, the National Survey of Homeless Assistance Providers and Clients (NSHAPC). At that time, the NSHAPC estimated that 23 percent of the homeless population was composed of Veterans (Burt, 1999).

In 2005, HUD began organizing comprehensive, national counts of homeless persons. This major endeavor requires local Continuums of Care to conduct point-in-time counts

of homeless persons. Continuums of Care are local bodies composed of agencies addressing homelessness. These point-in-time counts not only tally the number of homeless persons, but also seek to determine a homeless person's Veteran status. HUD's point-in-time count now occurs every two years and is the only nationwide process to estimate homeless individuals in the U.S. This process began because HUD is required by the McKinney-Vento Act to produce "statistically reliable, unduplicated counts or estimates of homeless persons in sheltered and unsheltered locations at a one-day point in time (HUD, 2008b)."

In conducting the point-in-time, Continuums of Care must rely heavily on local organizations and volunteers. It has been observed that the precision of local counts varies. In its Third Annual Homeless Assessment Report (AHAR) to Congress (2008c), HUD notes that "the reliability of the PIT estimates is influenced by important methodological challenges, and thus interpreting changes in PIT counts must be done with caution". It is particularly difficult to get accurate sub-population data for unsheltered counts as homeless persons may be unresponsive or unapproachable (for instance, asleep). This has produced many anomalous results such as counting only 14 unsheltered homeless Veterans in the entire state of Indiana. Also, some CHALENG POCs have reported that their local point-in-time count missed certain places or areas (e.g., transitional housing programs, encampments) that homeless Veterans are known to reside.

Another challenge is the transience of homeless persons. Even over a short period of time, significant changes in the homeless population can occur due to seasonal variation and natural disasters.

B) CHALENG FY 2008 Homeless Veteran Estimate and Sources

Despite methodological and technical problems in counting homeless people, it is believed that a good-faith effort is made through the CHALENG process to estimate homeless Veterans annually. Such estimates are important to guide the allocation of existing resources and services for Veterans. HUD's notable work in developing a more accurate count of homeless Veterans has allowed the VA to improve its CHALENG estimate.

For this CHALENG report, each POC was asked to estimate the number of homeless Veterans in her or his service area. The 2008 CHALENG survey instructions directed POCs to provide a point-in-time (PIT) estimate. A PIT estimate asks how many homeless Veterans are in the service area during a *given day* of the year. A PIT estimate is different from estimating how many homeless Veterans are in a service area during the year. For example, a POC may say there are 200 homeless Veterans in her service area on any given day (as is done in a PIT), but there are 400 homeless Veterans total who are in the service area sometime during the year.

CHALENG POCs were asked to provide a PIT estimate of the number of homeless Veterans in their service area on any day during the last week of January 2008. This time period was selected so CHALENG estimates would coincide with the homeless

PIT counts executed by HUD Continuums of Care (COC) nationwide. These local COC counts provide CHALENG POCs' with their primary data source for developing estimates on homelessness among Veterans. Estimates submitted by CHALENG POCs were compared to local HUD PIT estimates from 2007, the most recent data readily available. If there was a major difference between the estimates, the CHALENG POC provided an explanation of why there were differences, such as the local HUD PIT count did not canvass all areas with known concentrations of homeless Veterans, or utilization of data from a local, non-HUD homeless count. These estimates would not reflect any 2008 changes in homelessness that have been reported by some municipalities (Cunningham, 2009; Hunger and Homelessness Survey, 2008).

Homeless Veteran estimates by CHALENG POCs included the following non-HUD sources: U.S. Census data (7 percent); VA low-income population estimates (4 percent); local homeless census studies (state, county, local university, etc.) (41 percent); VA client data (36 percent); estimates from local homeless community coalition/providers (58 percent); and VA staff impressions (50 percent). Seventy-four percent of POCs used more than one source.

C) Findings

The 2008 CHALENG Report estimates that on any given night, approximately 131,000 Veterans are homeless. This figure is a decrease of 15 percent from the estimate of 154,000 given in the 2007 CHALENG report. Individual site estimates are presented in Appendix Table 5.

Possible Factors Related to a Drop in Veteran Homelessness

Four possible factors have been identified to help explain the drop in Veteran homelessness over the past two years: (1) improved methodology, (2) VA program interventions, (3) changing demographics, and (4) recent events. These factors, with the exception of "recent events" were discussed in the Fourteenth Annual CHALENG Report.

(1) Improved methodology: As described above, CHALENG homeless Veteran estimates were compared to local 2007 HUD point-in-time estimates. As a result, many sites adjusted their homeless estimates to be more consistent with the local HUD point-in-time count.

(2) VA program interventions: Reductions in Veteran homelessness may be due in part to the effectiveness of VA's programs that serve homeless Veterans. In the past decade, major VA homeless initiatives on outreach, treatment, residential services and vocational rehabilitation have served tens of thousands of Veterans. For example, VA's Grant and Per Diem (GPD) program had just begun in the mid-1990s when the NSHAPC estimated that Veterans composed 23 percent of the homeless population. Today, GPD has over 10,400 operational beds. In the past year alone, 15,408 Veterans were provided GPD homeless residential services and an additional 5,905 Veterans were treated in specialized VA homeless domiciliary residential care

programs. These programs have demonstrated remarkable success at placing and keeping Veterans in community housing. A recent study of VA discharges determined that 79 percent of those leaving GPD and homeless domiciliary programs remained housed one year after discharge (McGuire, Kasrow, and Rosenheck, 2007).

(3) Changing demographics: The overall population of Veterans continues to decline as World War II and Korean War-era Veterans age. In 1990, there were 27.5 million Veterans, a total that has decreased to 23.3 million today. Similarly, there has been a substantial reduction in the number of poor Veterans, decreasing from 3 million in 1990 to 1.8 million in 2000. Since most homeless Veterans are poor, it is believed there has been a corresponding drop in the number of homeless Veterans as well.

(4) Recent events: The reduction in the reported numbers of homeless Veterans may be partially due to results of recent events. Some sites in the Southern U.S. reduced their estimates considerably due to the ongoing recovery from the severe effects of Hurricane Katrina.

Homeless Veteran Estimate Summary

It is not possible to determine the relative impact of these causes (VA program interventions, recent events, changing demographics, or methodological refinement) upon the reported number of homeless Veterans. Despite recent changes in methodology, when comparing current HUD and VA surveys to the 1996 NSHAPC data, it does appear that a significant, long term reduction in the numbers of homeless Veterans has occurred.

V. Assessment of VA and Community Collaborative Efforts

As stated in the introduction, the CHALENG mandate is to bring together VA and community service providers to foster coordinated services for homeless Veterans. For this year's report, we examined four indicators of VA and community partnership. These are: (1) the development of Veteran-specific housing and shelter; (2) partnership integration and implementation measures; (3) VA involvement in community homeless coalitions; and (4) interagency collaborative agreements.

A) Development of Veteran-Specific Housing and Shelter

Partnership Programs on VA Campuses

An effective service strategy is to have partnership agencies place their housing programs (often funded by VA GPD or a VA Healthcare for Homeless Veterans contract) on the VA campus. This usually involves the conversion and renovation of an existing VA building. The main advantages of an on-campus program are improved

access to VA services and the social support of other Veterans. Nearly a quarter (23 percent) of sites indicated they have an on-campus, community partner program (32 out of 139 sites). Of sites that had on-campus housing programs, 17 percent had emergency housing, 93 percent had transitional housing, and 16 percent had permanent housing.

Bed Accessibility and Need

To aid in determining the need for housing for homeless Veterans, POCs were asked to include an estimate of the number of *Veteran-specific beds* (capacity) in their local area. In past years, the CHALENG report asked for counts of homeless beds that were *accessible* to homeless Veterans (i.e. Veteran specific and non-Veteran specific). It was felt, however, that estimating the Veteran-specific inventory would give a more accurate picture of housing resources that Veterans could access easily.

POCs were also asked to report the number of beds *needed* beyond the present capacity to meet the local needs of homeless Veterans. (Asking only about bed *capacity*, how many beds that can be accessed, would provide an incomplete picture of bed *need* for homeless Veterans. For example, there may be several Veteran-specific beds in a community, i.e. capacity, but if they are always full and there is a lengthy waiting list, extra beds would still be needed to meet homeless Veteran demand.) POCs were asked to estimate this need based on the VA's ability to place homeless veterans in these bed categories and a community assessment of bed availability.

Table 10. Veteran-specific Bed Capacity and Bed Need Assessment

Type of Bed	Available in FY 2008	Available in FY 2007*	Needed Beyond Present Capacity (est.) FY 2008	Needed Beyond Present Capacity (est.) FY 2007
Emergency	2,773	Not available	10,344	8,712
Transitional	12,134	Not available	9,368	10,328
Permanent	11,904	Not available	20,654	25,662

*Question about Veteran-specific bed capacity first asked in 2008.

Compared with last year's report, the demand for emergency beds has increased while the need for transitional housing and permanent housing has declined. The decrease in transitional housing need is likely the result of development through the VA's Grant and Per Diem (GPD) program. GPD now supports over 10,400 transitional housing units. Also, the dramatic reduction in permanent housing need (20 percent between 2007 and 2008) may be the product of the rapid expansion of the HUD-VASH program. HUD-VASH provides Section 8 vouchers (subsidized, long-term housing) to homeless Veterans with supportive case management by a VA staff. Ten thousand new vouchers became available in 2008.

By contrast, there was an increase in the demand for emergency shelter. This may reflect such factors as the decline of local economies and a growing emphasis on funding permanent housing, often based on rapid placement models, perhaps at the expense of emergency shelter (Markee and Davis, 2008).

B) Partnership Integration and Implementation Measures

Since FY 2000, CHALENG has used two sets of questions to ascertain the level of VA/community partnering as perceived by community (non-VA) providers: (A) *Integration* measures, and (B) *Implementation* measures. The questions were adapted from the nationwide Access to Community Care and Effective Services and Supports study of service system integration for homeless clients with severe mental illness (Randolph et al., 1997).

For this year's CHALENG report, the *Integration* measures consisted of two questions asking community providers from the Participant Survey to rate the following:

1. *VA Accessibility*: accessibility of VA services to homeless Veterans.
2. *VA Coordination*: the ability of VA to coordinate clinical services for homeless Veterans with the community provider respondent's agency.

A five-point scale was used for each item (1=not accessible, not committed etc. to 5=highly accessible, highly committed, etc.).

Implementation measures consisted of 12 items pertaining to concrete activities associated with VA and community partnering. Community provider respondents were asked to rate the level of implementation of the following strategies between their agency and VA:

1. *Regular Meetings*: Formal, regular meetings of VA and the community participant's agency to exchange information and plan.
2. *Service Co-location*: Provision of services by VA and the community participant's agency in one location.
3. *Cross-training*: Training of VA and the community participant agency's staff on each others' objectives, procedures, and services.
4. *Interagency Agreements*: Agreements between VA and the community participant's agency regarding collaboration, referrals, client information sharing, and/or coordinating services.
5. *Client Tracking*: Computer tracking system enabling VA and the community participant's agency to share client information.
6. *Joint Funding*: Combined/layering funding between VA and the community participant's agency to create new resources or services.
7. *Standard Forms*: Standardized forms that clients fill out once to apply for services at the local VA and the community participant's agency.

8. *Joint Service Teams*: Service teams comprised of staff from both VA and the community participant's agency to assist clients with multiple needs.
9. *Combined Programs*: Combined programs from VA and the community participant's agency under one administrative structure.
10. *Flexible Funding*: Flexible funding to promote service integration between VA and the community participant's agency: for example, funds to pay for emergency services not usually available to clients.
11. *Special Waivers*: Waiving requirements for funding, eligibility, or service delivery to reduce service barriers, promote access, and/or avoid service duplication.
12. *System Coordinator*: Creation of a specific staff position focusing on improving system integration between VA and the community participant's agency.

All implementation items used the same four-point scale: 1=none (no steps taken to initiate implementation of the strategy), 2=low (in planning and/or initial minor steps taken), 3=moderate (significant steps taken but full implementation not achieved), and 4=high (strategy fully implemented).

Table 11 shows the results of the integration ratings by community providers (mean scores of aggregated sites). We compared the aggregated integration scores of each VA facility for FY 2007 versus FY 2008. Using paired t-tests, we found both the VA Accessibility and VA Service Coordination integration measures significantly increased between FY 2007 and FY 2008.

Table 11. Community Providers Respondent Ratings of Partnership Integration in CHALENG Participant Survey, FY 2007 and FY 2008.

Integration Items	Community Respondents FY 2007 (134 sites)	Community Respondents FY 2008 (134 sites)
VA Accessibility (1=not accessible...5=highly accessible)	3.57	3.67*
VA Service Coordination (1=not able to coordinate...5=highly able)	3.58	3.75***

*p<.01 **p<.01 ***p<.001

Implementation scores for FY 2007 and FY 2008 were also reviewed. Again, data were aggregated by site and paired t-tests were conducted (see Table 12). With the exception of one category (service co-location), there were significant increases in all activities between FY 2007 and FY 2008.

Table 12. Community Provider Respondent Ratings of Partnership Implementation in the CHALENG Participant Survey, FY 2007 and FY 2008.

Implementation Items ^a	Community Respondents FY 2007 (134 sites)	Community Respondents FY 2008 (134 sites)
Regular Meetings	2.55	2.64*
Service Co-location	1.88	1.97
Cross-training	1.86	2.05***
Interagency Agreements	2.25	2.37**
Client Tracking	1.58	1.74***
Joint Funding	1.66	1.78**
Standard Forms	1.76	1.93***
Joint Service Teams	2.15	2.23**
Combined Programs	1.94	2.10***
Flexible Funding	1.61	1.72**
Special Waivers	1.62	1.78***
System Coordinator	1.82	1.94**

^a 1=none, 2=low, 3=moderate, 4=high

*p<.01 **p<.01 ***p<.001

The statistically significant increase in the Accessibility and Service Coordination integration items and also 11 out of the 12 implementation items is unprecedented – and particularly striking since these scores have remained stagnant the previous three years. Increased ratings may reflect the impact of new VA homeless initiatives that require collaboration. Both HUD-VASH and the Health Care for Re-Entry Veterans (HCRV) programs establish community partnerships as the foundation for service delivery. Furthermore, over the past two years, growth in CHALENG has brought in 1,547 new providers into the survey process.

C) VA Involvement in Local Homeless Coalitions

VA involvement in local homeless coalitions was identified as a useful way for VA staff to network and develop partnerships with local homeless service providers. Ninety-six percent of the POC Surveys indicated participation in a local homeless coalition. In addition to involvement in community planning activities, such coalitions have become the primary actors in estimating the prevalence of homelessness. As noted previously, HUD sponsors local planning groups called Continuums of Care to help address the needs of the homeless. VA homeless programs are encouraged to participate in their local Continuum of Care. In FY 2008, 88 percent of POC sites that had a nearby HUD Continuum of Care planning group (119 of 136) participated in the local Continuum of Care planning efforts.

D) Interagency Collaborative Agreements

Existing Interagency Collaborations Agreements: CHALENG POCs reported on VA efforts to serve homeless Veterans through arrangements with local community agencies. CHALENG POCs were asked to identify whether they currently had interagency collaborative agreements with a variety of service providers: correctional facilities; psychiatric and substance abuse inpatient programs; nursing homes; faith-based organizations; agencies that provide child care; and agencies that provide legal

assistance for child support issues and outstanding warrants/fines respectively. Table 13 shows the prevalence of current interagency collaborative agreements.

Table 13. Percentage of POCs (n=139) Indicating Interagency Collaborative Agreements with Select Program Types.

	Formal 2008	Informal 2008	Formal or Informal* 2008	<i>Formal or Informal*</i> <i>2007</i>
Correctional Facilities (jails, prisons, courts)	17%	61%	74%	67%
Psychiatric/substance abuse inpatient (hospitals, wards)	19%	58%	76%	75%
Nursing homes	27%	22%	47%	45%
Faith-based organizations	33%	66%	88%	88%
Child care agencies.	5%	14%	19%	N/A **
Legal assistance agencies for child support issues	3%	29%	32%	N/A **
Legal assistance agencies for outstanding warrants/fines	3%	48%	51%	N/A **

*Note: Some sites had both a formal and informal agreement with a program type.

**Not available. Categories added in 2008 CHALENG POC survey

Nearly three-quarters (74 percent) of sites had relationships with a local correctional facility. Facing institutional barriers that restrict housing options, in addition to the challenges they experience upon re-entry into the community, incarcerated Veterans are at high-risk for homelessness upon leaving jail or prison (Greenberg & Rosenheck, 2008). Several VA homeless programs provide information to homeless Veterans in local jails and prisons to help them arrange transitional housing and substance abuse or mental health treatment after their release. With the ongoing implementation of the HCRV program, including the hiring of new HCRV specialists for every VISN, the percentage of medical centers which have agreements with correctional facilities should increase in the coming years (Note: the 74 percent figure was a seven percent increase from the 67 percent of sites which reported agreements in the previous year). Forty-seven percent of POCs had arrangements with a nursing home, usually through VA nursing home contracts. This reflects the aging of the homeless population and the need for facilities to address the multiple medical needs of older homeless Veterans and chronically ill homeless Veterans.

Eighty-eight percent of POC respondents indicated their VA medical care facility had an interagency collaborative agreement with a faith-based organization. This is not surprising given the fact that many faith-based organizations have a long history of serving the poor and homeless.

Seventy-six percent of sites reported ties with a psychiatric and/or substance abuse inpatient program, an indication of the link between mental illness and homelessness and the need to coordinate services between mental health and homeless agencies.

Although child care and legal assistance for child support issues ranked as the first and second highest unmet needs, fewer collaborative agreements have been established to address these concerns compared to most of the other program types (see Table 13).

POCs report collaborative agreements for child care at 19 percent and legal assistance for child support at 32 percent.

New Interagency Collaborative Agreements and Outreach Efforts: VA staff continue to establish new interagency collaborative agreements and to identify and serve new outreach sites. Table 14 displays figures for new agreements (formal and informal arrangements) and outreach sites, broken down by VISN. Compared to 2007, there was a 39 percent increase in the number of new agreements, and a 43 percent increase in the number of new outreach sites.

Table 14. New Interagency Collaborative Agreements and Outreach Sites for FY 2008

VISN	Formal Agreements	Informal Agreements	Agreements (total)	Number of New Homeless Outreach Sites
1	15	42	57	10
2	3	10	13	10
3	2	9	11	16
4	6	38	44	51
5	5	30	35	6
6	9	11	20	11
7	8	49	57	82
8	4	72	76	40
9	7	18	25	34
10	8	2	10	6
11	5	13	18	11
12	0	7	7	4
15	11	47	58	24
16	9	28	37	14
17	9	18	27	11
18	5	46	51	69
19	1	13	14	5
20	19	31	50	27
21	7	34	41	53
22	11	65	76	34
23	4	22	26	22
Totals, All VISNs (FY 2008)	148	605	753	540
Totals, All VISNs (FY 2007)	147	396	543	377

Nature of New Interagency Collaborative Agreements: 120 out of 139 POC sites (86 percent) had at least one new agreement with a community agency. The most frequent topic of the new agreements was transitional housing (see Table 15 below). Over half (53 percent) of the POC sites which reported a new agreement indicated that securing transitional housing for Veterans was a focus. Other top topics of interagency collaborative agreements were permanent housing (43 percent), emergency (immediate) shelter (34 percent) and re-entry services for incarcerated Veterans (32 percent).

Table 15. Subjects of New Interagency Collaborative Agreements, FY 2008.

Need	Percentage of POCs with New Collaborative Agreement who Indicated Need was Addressed in Agreement*
Transitional living facility or halfway house	53%
Long-term, permanent housing	43%
Emergency (immediate) shelter	34%
Re-entry services for incarcerated Veterans	32%
Help with finding a job or getting employment	27%
Food	24%
Clothing	22%
Job training	18%
Services for emotional or psychiatric problems	17%
Help developing social network	16%
Medical services	16%
Treatment for substance abuse	16%
Dental care	15%
VA disability/pension	14%
Help with transportation	13%
Help getting needed documents or identification	13%
Personal hygiene (shower, haircut, etc.)	13%
Help managing money	12%
Drop-in center or day program	12%
SSI/SSD process	11%
Detoxification from substances	10%
Glasses	9%
Legal assistance for outstanding warrants/fines	8%
Eye care	8%
Treatment for dual diagnosis	8%
Spiritual	7%
Credit counseling	6%
Women's health care	6%
Legal assistance for child support issues	5%
Family counseling	5%
Education	4%
Help with medication	4%
Elder health care	3%
Welfare payments	3%
AIDS/HIV testing/counseling	3%
Child care	2%
Guardianship (financial)	2%
TB testing	2%
Discharge upgrade	1%
Family reconciliation assistance	1%
Hepatitis C testing	1%

*Multiple needs addressed in the new interagency collaborative agreements may be identified by POCs

Veterans Served due to Collaborative Agreements: CHALENG POCs were asked to report how many Veterans received key services (eye care and child care) as a result of collaborative agreements in FY 2008 (see Table 16).

Table 16. Number of Veterans Receiving Eye and Child Care Through New Agreements, FY 2008.

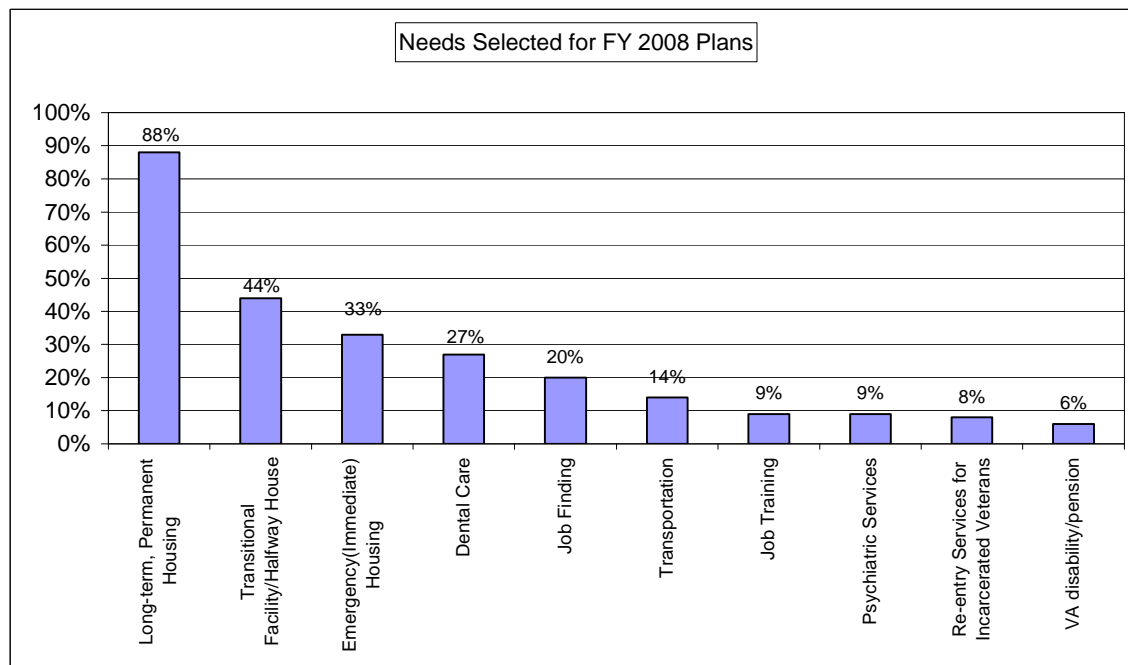
Service	Number of Veterans Served as result of New Interagency Collaborative Agreement
Eye Care	2,070
Child Care	120

VI. Planning

A) POC Success in Executing FY 2008 Action Plans

Last year, POCs were asked to select the three highest priority needs in their areas and to indicate how they would address these needs in FY 2008. The most frequently selected needs included: permanent, transitional, and emergency housing; dental care; job finding; transportation; job training; psychiatric services; re-entry services for incarcerated Veterans; and VA disability/pension.

Figure 1. Top FY 2008 Needs Selected for Points of Contact to Address

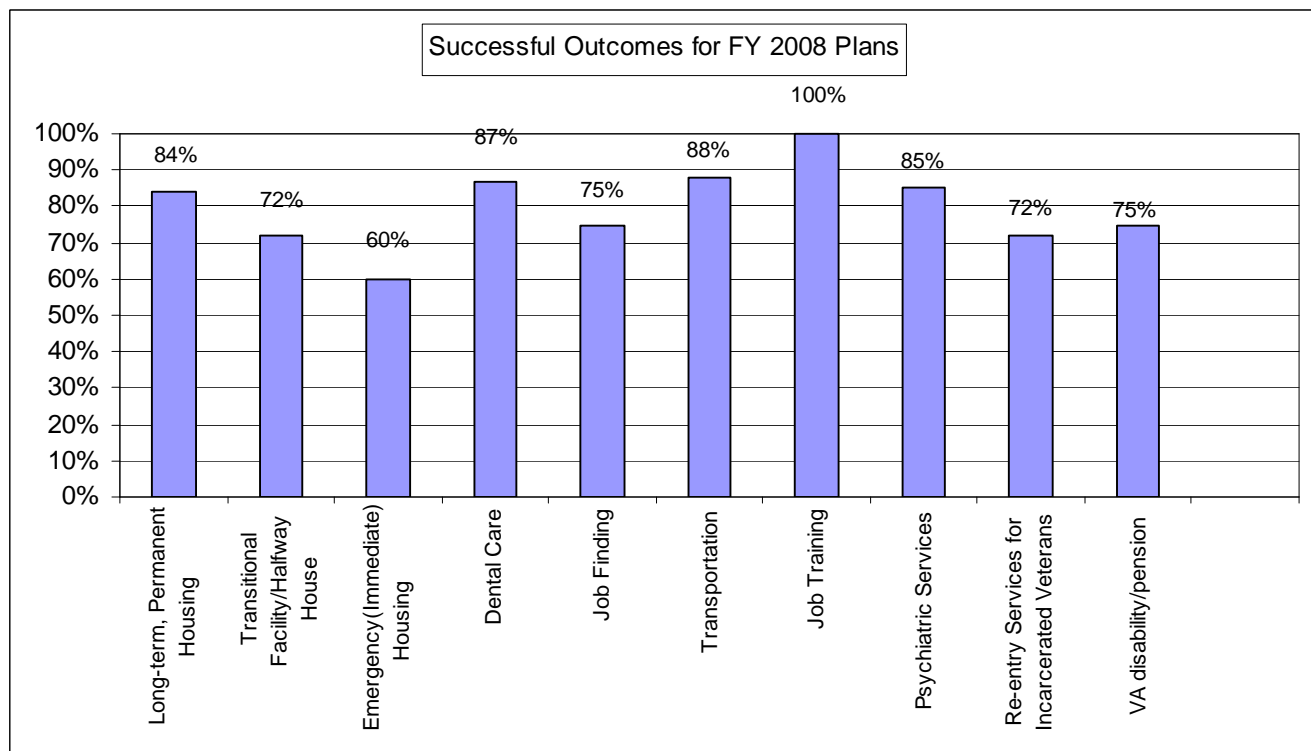


The CHALENG report asks POCs to indicate their success in implementing their plans to meet the top three needs that were identified (see Appendix Table 6 for all POC progress reports). For the purposes of this report, success was defined as achieving tangible outcomes such as starting a HUD-VASH program, securing additional

transitional housing beds, negotiating a reduced or free bus fare for homeless Veterans, or receiving grant funding for a project.

Figure 2 shows the percentage of sites that were successful in obtaining an outcome for the ten most frequently selected needs to address in FY 2008.

Figure 2. Outcomes for Top Ten Action Plan Topics with Percentages of Sites that were Successful.



Listed below are some examples of how POCs achieved success in addressing their priorities for FY 2008.

Long-term, permanent housing: HUD-VASH program created/expanded (85 sites); community agencies opened new permanent housing (23 sites); VA used HUD Shelter Plus Care vouchers (three sites).

Transitional housing: VA Grant and Per Diem or Healthcare for Homeless Veteran-funded transitional housing programs opened/expanded (45 sites); VA accessed non VA-funded transitional housing (four sites); agreement made with domiciliaries at other VA facilities (one site).

Emergency housing: Shelter opened/expanded (11 sites); new agreements made with existing shelters (13 sites); site received funding for emergency shelter for female Veterans and their children (one site).

Dental care: VA or contracted agency provided services under the Homeless Veterans Dental Program (23 sites); local community dental providers offered care (nine sites).

Job finding: VA Compensated Work Therapy/Supported Employment in operation (16 sites); local Department of Labor Homeless Veterans Reintegration Program (DOL-HVRP) utilized (three sites); VA partnered with local non-Veteran specific job-finding agencies (12 sites).

Transportation: Disabled American Veterans provided transportation to homeless Veterans (five sites); bus passes and tokens donated or purchased (nine sites).

Job training: VA Compensated Work Therapy created/expanded (six sites); job training provided through local community agencies (seven sites).

Psychiatric services: VA mental health units provide services at VA Domiciliary and VA Grant and Per Diem programs (two sites); treatment utilization promoted (e.g., extended hours, appointment reminders system); working relationships developed/maintained with local community mental health program (six sites).

Re-entry services for incarcerated Veterans: New outreach worker hired (one site); VISN re-entry specialist conducted discharge planning with local prisons and VA (five sites); local task force of VA and community agencies coordinated services for formerly incarcerated Veterans (three sites).

VA Disability/Pension: VA Regional Officer staff processed claims with Veterans (two sites); benefits counselors met Veterans at VA campuses/community shelters (two sites).

Most commonly, POC sites that did not achieve success with their FY 2008 plans mentioned lack of funding (grant proposals denied, loss/reduction of existing program funding) as a reason.

B) Success in Addressing Permanent Housing: The Impact of HUD-VASH

From a multi-year perspective, the 84 percent success rate of action plans involving permanent housing stands out. Consistently rated as a high priority need, permanent housing had previous action plan success rates averaging 54 percent (see Table 17 below)

Table 17. Successful Outcomes for Action Plans Addressing Permanent Housing.

Fiscal Year	Permanent Housing: Percentage of Successful Outcomes
2008	84%
2007	53%
2006	55%
2005	54%

For FY 2008, the creation/expansion of HUD-VASH programs throughout the nation was identified by 85 CHALENG sites for developing new permanent housing resources. Some examples:

- "... 35 Veterans (and families) will obtain permanent housing through our new HUD-VASH program" (Northport, NY).

- "We continue to use HUD-VASH Section 8 vouchers for permanent housing. With 105 additional vouchers received in FY 2008, we will no longer be dependent on a local coalition's resources for housing Veterans with felony charges" (Little Rock, AK).

- "We have helped 150 Veterans through our HUD-VASH program and been authorized for another 105 slots for FY 2009" (Bay Pines, FL).

- "DeKalb County Housing Authority allotted 350 Section 8 housing vouchers to our HUD-VASH program. We now have more resources to provide permanent housing to Veterans in the Atlanta metro area" (Decatur, GA).

Other possible evidence of HUD-VASH's impact is the decline in the estimated need for new permanent housing, as described in section V. A, *Bed Need and Accessibility*. This figure decreased by 20 percent, from 25,662 to 20,654, between FY 2007 and FY 2008.

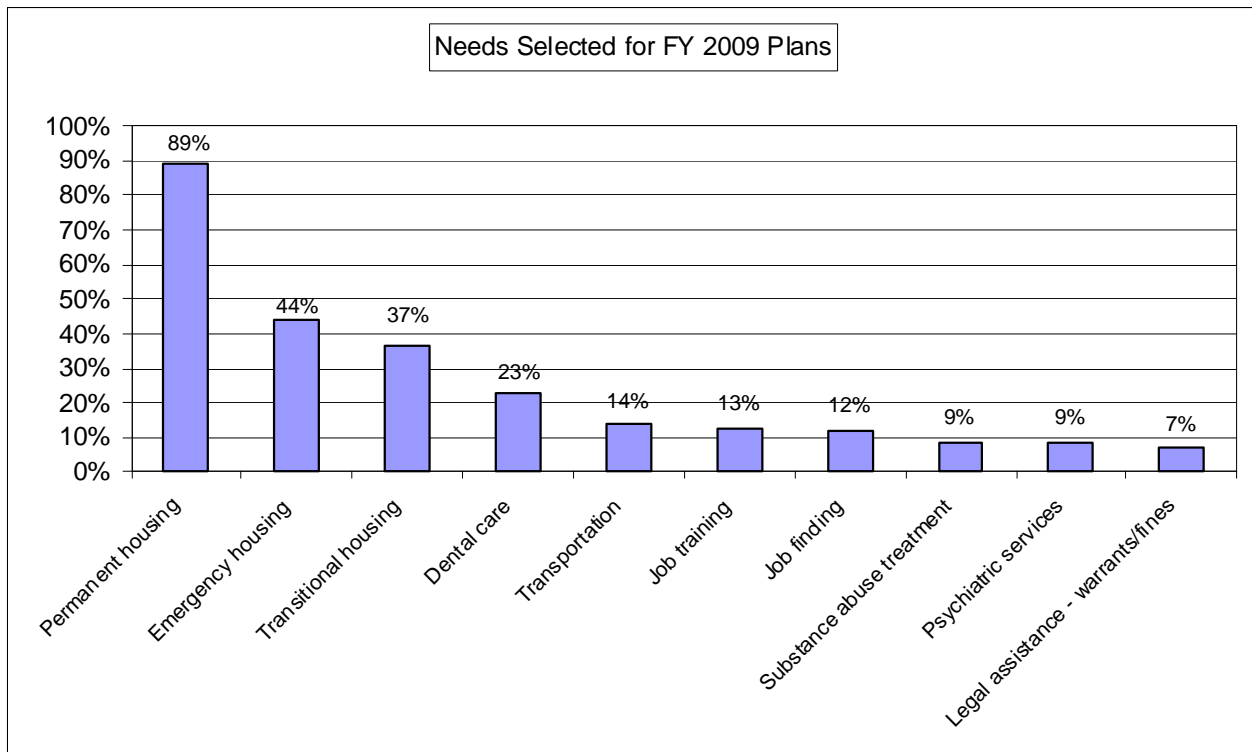
Important CHALENG Partners

CHALENG POCs were asked to identify community partners who helped them address their past year's action plan. Appendix 7 highlights and acknowledges the accomplishments of these partners in FY 2008.

C) POC Action Plans for FY 2009

The 2008 POC survey requested that POCs outline their action plans for addressing the top three local unmet needs of Veterans in FY 2009. POC plans addressed permanent, emergency, and transitional housing; dental care; transportation; job training; job finding; substance abuse treatment; services for emotional and psychiatric problems; and legal assistance for outstanding warrants and fines.

Figure 3. Needs Selected For 2009 Action Plans.



A variety of reports have attempted to define the program elements necessary to end homelessness. Although these descriptions tend to be more general and may lack detailed input from consumers, they offer a framework for planning a comprehensive intervention, as described in Section III. A. POCs' planning efforts are summarized in Figure 3, "Needs Selected for Plans". Their focus includes housing, employment and psychiatric care - all elements stressed as critical to the implementation of a comprehensive system of care for the chronically homeless. These plans are consistent with community planning, such as the 10-year plans developed in many areas, to address the needs of homeless persons.

Although these priorities for POC action plans are consistent with existing guidance on best and promising practices for homeless services, these plans are somewhat discordant with CHALENG findings. As described in Section III, unmet Veteran needs do not necessarily coincide with the needs defined by the general, non-Veteran homeless population. CHALENG findings suggest that POC action plans need to focus more on the group of family, financial, and legal concerns identified by homeless Veterans scoring the highest on unmet needs scale.

D) Update on CHALENG Activities

Individualized CHALENG reports by POC site are now available on the Internet in draft form. Each report includes: an estimate of homeless Veterans in the service area; an estimate of homeless Veterans who are chronically homeless; bed counts; FY 2009

action plan, and need and integration/implementation rankings. The Web site address is: <http://www.va.gov/homeless/page.cfm?pg=17>.

Also on the site is the 15th Annual Progress Report on Public Law 105-114 in its entirety. The current report and site profiles are useful for sites that are undergoing Commission on Accreditation of Rehabilitation Facilities (CARF) accreditation or have community partners that are applying for VA GPD funding. CARF requires programs to provide feedback from external stakeholders such as community partners and clients. As part of their VA GPD application, community agencies must document the local needs of homeless Veterans in their area. Much information from stakeholders and their perception of homeless Veterans needs is available in the annual CHALENG report.

VII. Summary: Trends In Veteran Homelessness

Changes already apparent in the active military force structure will likely be mirrored in the profile of homeless Veterans. Although only four percent of all homeless Veterans are women, this proportion will likely increase as currently 15 percent of all US troops are women. The extensive use of the National Guards and Reserve units in Iraq and Afghanistan means that in addition to the typical influx of new, younger Veterans expected from any conflict, a greater proportion of “new” Veterans will be older and have families. The continued prominence of child care and the ranking of the new family reunification measure as high priority unmet needs highlight the depth of this concern. The VA will face growing demands to meaningfully address homelessness in the context of the family unit. In recognition of this need, the Consolidated Appropriations Act of 2008 provided funding to HUD for 10,000 Section 8 vouchers HUD to expand the HUD/VASH Program. These vouchers allow the VA to provide housing and supportive services for homeless Veterans *and their families*.

Although housing is obviously a critical step in ending homelessness, it is not a sufficient intervention to restore health and quality to life. As formerly high scoring unmet needs are successfully addressed, such as housing, dental care, and re-entry services, other concerns rise. Recent results showing the importance of a cluster of family, legal and financial concerns suggest homeless and formerly homeless Veterans have been able to move past the some of the critical needs associated with getting off the streets. As a result they can now express their evident desire to fulfill aspirations that address their hopes for family and stability. A Canadian survey of homeless persons concluded that in addition to basic necessities, relationships, self-respect, the respect of others, and having choices all influenced the quality of life of homeless persons (Russell, Hubley, & Palepu, 2005). This finding may help explain current CHALENG results that seem to diverge from typically identified needs of homeless persons. The VA’s ability to offer many of the surveyed Veterans basic necessities, mental health and health care services, as well as safe, affordable housing has enabled homeless Veterans to attend to issues central to their quality of life.

Through CHALENG, VA continues to assess the needs of homeless Veterans so that we may identify areas where the overall quality of life for these Veterans may be improved. We believe this approach is not only the humane one, but the one most likely to result in long term solutions to homelessness. VA will continue to work to establish a continuum of care that meets the full spectrum of economic, vocational, legal, social, and spiritual needs identified by Veterans and providers in this report.

References

- Burt, M., Aron, L., Douglas, T., Valente, J., Lee, E. and Iwen, B. (1999). *Homelessness: Programs and the People They Serve. National Survey of Homeless Assistance Providers and Clients*. Urban Institute.
- Burt, M. (2001). *Homeless Families, Singles, and Others: Findings from the 1996 National Survey of Homeless Assistance Providers and Clients*. Urban Institute.
- Culhane, D. (2002). *Public Service Reductions Associated with Placement of Homeless Persons with Severe Mental Illness in Supportive Housing*. Housing Policy Debate, 13(1): 107-163.
- Cunningham, M. (2009). *Preventing and Ending Homelessness – Next Steps*. Urban Institute. February 2009.
- Federal Task Force on Homelessness and Severe Mental Illness. (1992). *Outcasts on Main Street: A report of the Federal Task Force on Homelessness and Severe Mental Illness*.
- Greenberg, G., and Rosenheck, R. (2008). *Jail Incarceration, Homelessness, and Mental Health: A National Study*. Psychiatric Services, 59(2): 170-177.
- Markee, P. and Davis, L. (2008). *The Bloomberg Administration Moves Forward to Reduce Emergency Shelter for Street Homeless New Yorkers*. Coalition for the Homeless. December 15, 2008.
- McGuire, J., Kasprow, W., and Rosenheck, R. (2007). *Housing, Mental Health, and Employment Outcomes For Homeless Veterans – A Follow-up Evaluation of Three VA-Funded Transitional Residential Treatment Programs*. VA Northeast Program Evaluation Center.
- O'Hara, A., Cooper, E., Zovistoski, A., and Buttrick, J. (2006). *Priced Out in 2006*. The Technical Assistance Collaborative. Consortium for Citizens with Disabilities, Housing Task Force.
- Randolph, F., Blasinsky, M., Leginski, W., Parker, L., and Goldman H. (1997). *Creating Integrated Service Systems for Homeless Persons with Mental Illness: The ACCESS Program*. Psychiatric Services, 48(3):369-373.

- Rosenheck, R., Morrissey, J., Lam, J., Calloway, M., Johnson, M., Goldman, H., Randolph, F., Blasinsky, M., Fontana, A. Calsyn, R., and Teague, G. (1998). *Service System Integration, Access to Services, and Housing Outcomes in a Program for Homeless Person With Severe Mental Illness*. *American Journal of Public Health*, 88(11): 1610-1615.
- Rosenheck, R. and Lam, J. (1997). *Homeless Mentally Ill Clients' and Providers' Perceptions of Service Needs and Clients' Use of Services*. *Psychiatric Services*, 48(3):381-386.
- Russell L., Hubley, A., and Palepu, A. (2005). *What is Important to Quality of Life of Homeless or Hard-to-House Canadian Adults and Street Youth? A Multi-Site Study*. Canadian Institutes for Health Research; Conference presentation, Toronto, Canada.
- Smits, P. (2009). *Veterans' Recovery for the Homeless*. *Virtual Mentor*, 11(1):61-71.
- Turetsky, V. (2008). *Staying in Jobs and out of the Underground: Child Support Policies that Encourage Legitimate Work*. Policy brief by the Center for Law and Social Policy (CLASP).
- U.S. Conference of Mayors (2008). *Hunger and Homelessness Survey. A Status Report on Hunger and Homelessness in America's Cities*. December 2008.
- U.S. Department of Health and Human Services (2003). *Ending Chronic Homelessness*. Report from The Secretary's Work Group on Ending Chronic Homelessness. March 2003.
- U.S. Department of Health and Human Services (2003). *Blueprint for Change: Ending Chronic Homelessness for Persons with Serious Mental Illnesses and Co-Occurring Substance Use Disorders*. Substance Abuse and Mental Health Services Administration.
- U.S. Department of Housing and Urban Development (2008a). U.S Average Two-Bedroom Fair Market Rent. www.huduser.org/datasets/fmr.html
- U.S. Department of Housing and Urban Development (2008b). *A Guide to Counting Sheltered Homeless People*. January 15, 2008.

U.S. Department of Housing and Urban Development, Office of Community Planning and Development (2008c). *The Third Annual Homeless Assessment Report to Congress*. July 2008.

U.S. Department of Housing and Urban Development, Office of Community Planning and Development (2007). *The Annual Homeless Assessment Report to Congress*. February 2007.

U.S. Department of Veterans Affairs (2009). Health Care for Homeless Veterans Programs, Draft Annual Report. VA Northeast Program Evaluation Center. February 2009.

Appendix 1: 2008 CHALENG Needs Score by VA Facility - Homeless Veterans' Assessment

VISN	VA Facility - 2008 Name	Veteran Respondents N=	Hygiene	Food	Clothing	Emergency Shelter	Transitional Housing	Permanent Housing	Detox	Substance Abuse Treatment
1	VA Boston HCS (VAMC Boston - 523 and VAMC W. Roxbury - 523A4), VAMC Brockton, MA - 523A5 and VAH Bedford, MA	46	3.79	3.66	3.74	3.88	3.38	3.02	3.86	3.93
1	VA Connecticut HCS (VAMC Newington and VAMC West Haven)	88	3.96	3.90	3.47	3.84	3.28	2.59	3.97	3.96
1	VAM&ROC Togus, ME - 402	147	3.86	3.86	3.55	3.72	3.09	2.63	3.78	3.84
1	VAM&ROC White River Junction, VT - 405	28	3.56	3.67	3.80	3.44	3.09	2.74	3.84	3.60
1	VAMC Manchester, NH - 608									
1	VAMC Northampton, MA - 631 (Leeds)									
1	VAMC Providence, RI - 650, Bristol, RI	28	4.33	4.62	4.04	3.73	4.19	2.78	4.24	4.08
2	VA Western New York HCS - (VAMC Batavia - 528A4 and VAMC Buffalo - 528)	26	4.20	4.12	4.00	4.00	3.75	3.74	3.55	3.45
2	VAMC Albany, NY - 500	81	4.12	4.05	3.63	4.11	4.09	3.25	4.21	4.38
2	VAMC Canandaigua, NY - 528A5, Bath, NY, Rochester, NY	25	3.54	3.61	3.39	3.52	3.17	2.35	3.74	3.88
2	VAMC Syracuse, NY - 670	9	4.00	4.67	3.56	4.63	3.67	3.71	4.78	4.78
3	VA Hudson Valley HCS (VAMC Castle Point - 620A4 and VAH Montrose - 620)	25	3.79	3.96	3.83	3.52	3.23	2.13	3.70	4.04
3	VA New Jersey HCS (VAMC East Orange - 561 and VAMC Lyons - 561A4)	76	4.13	4.39	3.81	4.05	3.62	2.81	3.99	4.32
3	VAMC Bronx, NY - 526, VA New York Harbor HCS (VAMC Brooklyn - 630A4 and VAMC New York - 630)	129	3.58	3.45	3.13	3.20	3.02	2.50	3.40	3.47
3	VAMC Northport, NY - 632	28	4.19	4.27	3.84	4.08	3.92	2.38	4.20	4.50
4	VA Pittsburgh HCS, PA (VAMC Pittsburgh (HD) - 646A5 and VAMC Pittsburgh (UD) - 646)									
4	VAM&ROC Wilmington, DE - 460	9	2.89	2.78	2.56	2.11	2.44	2.00	3.56	3.56
4	VAMC Altoona, PA - 503									
4	VAMC Butler, PA - 529									
4	VAMC Clarksburg, WV - 540	5	4.80	4.40	4.80	4.80	4.40	2.20	4.20	4.20
4	VAMC Coatesville - 542	37	3.97	4.14	3.80	4.00	3.68	2.43	4.47	4.63
4	VAMC Erie, PA - 562	1	4.00	4.00	4.00	4.00	4.00	3.00		

5 point scale: 1= unmet need ... 5 = met need

Appendix 1: 2008 CHALENG Needs Score by VA Facility - Homeless Veterans' Assessment

VISN	VA Facility - 2008 Name	Veteran Respondents N=	Hygiene	Food	Clothing	Emergency Shelter	Transitional Housing	Permanent Housing	Detox	Substance Abuse Treatment
4	VAMC Lebanon, PA - 595	2	4.00	4.00	4.00	3.50	3.50	2.50	4.00	4.00
4	VAMC Philadelphia, PA - 642	2	4.00	4.00	4.00	1.00	2.00	1.00	4.00	3.00
4	VAMC Wilkes-Barre, PA - 693	23	4.87	4.91	4.96	4.96	4.87	3.05	4.57	4.78
5	VA Maryland HCS (VAMC Baltimore - 512, VAMC Fort Howard - 512A4 and VAMC Perry Point - 512A5)	151	4.48	4.60	4.36	4.53	4.41	3.57	4.11	4.54
5	VAMC Martinsburg, WV - 613	47	3.31	3.53	3.31	3.07	2.78	2.60	3.51	3.74
5	VAMC Washington, DC - 688	55	4.11	4.08	3.63	3.81	3.48	2.77	3.91	4.23
6	VAMC Asheville, NC - 637	19	4.13	4.81	4.12	4.06	3.78	2.32	4.20	4.47
6	VAMC Beckley, WV - 517									
6	VAMC Durham, NC - 558	18	3.67	2.33	2.33	2.94	3.06	1.89	3.82	3.69
6	VAMC Fayetteville, NC - 565	8	3.88	4.13	3.50	3.63	4.13	2.75	3.86	4.00
6	VAMC Hampton, VA - 590	47	3.91	3.45	3.34	2.80	3.15	1.96	3.98	4.07
6	VAMC Richmond, VA - 652	13	4.62	4.92	4.46	3.23	4.00	2.36	3.92	4.83
6	VAMC Salem, VA - 658	24	4.58	4.71	4.65	4.58	3.13	2.08	4.27	4.41
6	VAMC Salisbury, NC - 659	48	3.47	3.52	3.27	3.19	2.87	2.45	3.31	3.78
7	VA Central Alabama HCS (VAMC Montgomery - 619 and VAMC Tuskegee - 619A4)	41	4.14	4.25	4.08	4.06	3.66	2.94	3.85	4.27
7	VAMC - Augusta, GA - 509	14	4.69	4.71	2.92	3.43	2.14	1.50	5.00	4.91
7	VAMC Atlanta, GA - 508 (Decatur, GA)	123	3.93	3.97	3.49	3.97	3.66	2.63	3.90	4.13
7	VAMC Birmingham, AL - 521	27	4.00	4.24	3.16	4.33	4.36	2.72	4.44	4.44
7	VAMC Charleston, SC - 534	55	4.44	4.31	4.35	4.28	4.59	3.27	4.44	4.64
7	VAMC Columbia, SC - 544	20	3.90	3.95	3.35	3.45	3.16	2.26	3.80	3.89
7	VAMC Dublin, GA - 557	54	4.43	4.31	4.42	4.00	2.83	2.35	3.98	4.37
7	VAMC Tuscaloosa, AL - 679	64	4.13	4.30	3.75	3.88	3.43	3.00	4.02	4.12
8	VA North Florida/South Georgia HCS (VAMC Gainesville - 573 and VAMC Lake City - 573A4)	89	3.74	3.80	3.58	3.35	3.12	2.35	3.70	3.71
8	VAH Tampa, FL - 673	31	3.74	4.10	3.16	3.97	3.87	2.83	3.93	4.13
8	VAMC Bay Pines - 516	90	3.68	3.85	3.56	3.55	3.51	2.80	3.99	4.03
8	VAMC Miami, FL - 546	65	3.61	3.67	3.21	3.61	3.79	2.71	3.58	3.84
8	VAMC West Palm Beach, FL - 548	23	4.30	4.00	4.04	3.64	4.48	3.45	4.22	4.45
8	VAMC San Juan, PR - 672	11	3.90	4.10	4.00	4.40	3.56	3.27	3.00	3.50

5 point scale: 1= unmet need ... 5 = met need

Appendix 1: 2008 CHALENG Needs Score by VA Facility - Homeless Veterans' Assessment

VISN	VA Facility - 2008 Name	Veteran Respondents N=	Hygiene	Food	Clothing	Emergency Shelter	Transitional Housing	Permanent Housing	Detox	Substance Abuse Treatment
8	VAMC Orlando, FL-675	145	4.15	4.20	3.82	3.85	4.19	2.62	3.88	3.93
9	VAMC Huntington, WV - 581	9	4.63	3.88	4.38	4.38	2.50	2.50	4.00	4.25
9	VAMC Lexington, KY - 596	32	3.71	4.25	4.06	3.90	3.97	2.97	4.16	4.53
9	VAMC Louisville, KY - 603	76	3.96	4.16	3.73	4.24	4.24	3.03	3.99	4.12
9	VAMC Memphis, TN - 614	84	4.23	4.39	3.77	4.14	4.48	3.24	4.10	4.41
9	VAMC Mountain Home, TN - 621	67	4.23	4.47	4.25	4.13	4.20	2.92	3.92	3.98
9	VAMC Nashville, TN - 626 (Nashville and Murfreesboro)	50	4.33	4.45	4.06	3.73	4.42	2.27	4.40	4.29
10	VAMC Chillicothe, OH - 538	17	3.31	3.19	3.14	2.29	2.38	1.75	3.88	4.24
10	VAMC Cincinnati, OH - 539 (Ft. Thomas, KY)	58	3.95	4.34	3.76	3.91	3.95	3.02	3.76	4.05
10	VAMC Cleveland, OH - 541 (Brecksville, OH)	146	3.96	4.21	3.61	4.14	3.57	2.61	4.06	4.18
10	VAMC Dayton, OH - 552	32	3.57	3.23	3.14	3.00	3.24	3.23	3.76	4.08
10	VAOPC Columbus, OH - 757 (Grove City, OH)	22	3.23	3.59	3.45	3.55	3.50	2.29	3.86	3.82
11	VAOPC Toledo, OH and VA Ann Arbor HCS, MI - 506	29	4.59	4.59	4.29	4.75	4.82	3.15	4.52	4.42
11	VA Northern Indiana HCS (VAMC Fort Wayne - 610A4 and VAMC Marion - 610)									
11	VAMC Battle Creek, MI - 515	107	4.00	3.86	3.82	3.79	3.50	3.25	3.75	3.77
11	VAMC Danville, IL - 550	45	4.24	4.14	4.16	4.30	3.77	3.56	4.45	4.45
11	VAMC Detroit, MI - 553	34	4.28	4.50	4.24	4.67	4.25	2.67	4.15	4.24
11	VAMC Indianapolis - 583	49	3.88	3.65	3.56	3.68	4.05	2.89	4.13	4.40
11	VAMC Saginaw, MI - 655									
12	VAH Hines, IL - 578 and VA Chicago HCS (VAMC Chicago (LS) - 537A4 and VAMC Chicago (WS) - 537)	76	3.69	3.77	3.53	3.47	3.56	2.85	4.03	4.08
12	VAH Madison, WI - 607	30	4.23	4.13	4.10	4.23	3.72	2.64	4.10	3.89
12	VAMC Iron Mountain, MI - 585	1	5.00	5.00	5.00	5.00	5.00	1.00	5.00	5.00
12	VAMC Milwaukee, WI - 695	85	4.05	3.87	3.62	3.67	3.64	2.42	3.88	4.10
12	VAMC North Chicago, IL - 556	17	4.00	4.47	4.35	4.12	4.59	3.69	4.53	4.41
12	VAMC Tomah, WI - 676	58	4.43	4.56	3.79	4.06	3.96	2.55	4.10	4.27

5 point scale: 1= unmet need ... 5 = met need

Appendix 1: 2008 CHALENG Needs Score by VA Facility - Homeless Veterans' Assessment

VISN	VA Facility - 2008 Name	Veteran Respondents N=	Hygiene	Food	Clothing	Emergency Shelter	Transitional Housing	Permanent Housing	Detox	Substance Abuse Treatment
15	VA Eastern Kansas HCS (VAMC Leavenworth - 677A4)	166	4.10	4.17	3.91	3.86	3.35	2.53	4.11	4.32
15	VAH Columbia, MO - 543	22	3.62	3.59	3.48	3.62	3.84	3.10	4.00	4.19
15	VAM&ROC Wichita, KS - 452	32	4.21	3.25	3.62	3.19	3.07	2.42	3.96	3.93
15	VAMC Kansas City, MO - 589	42	4.55	4.55	4.22	4.55	4.71	3.58	4.68	4.67
15	VAMC Marion, IL - 609	8	3.88	3.14	3.57	3.29	2.57	2.00	3.63	3.50
15	VAMC Poplar Bluff, MO - 647	7	3.83	3.57	3.71	3.86	3.00	2.43	3.43	3.71
15	VAMC St. Louis, MO - 657	20	3.18	3.20	2.84	3.11	3.47	1.50	3.82	3.88
15	VAMC Topeka - 677	25	4.16	4.00	3.72	3.88	4.33	2.46	4.24	4.24
16	VA Central Arkansas HCS - 598	29	3.93	3.81	3.48	3.78	4.11	3.21	4.21	4.15
16	VA Gulf Coast HCS - 520, Biloxi, MS, Pensacola, FL	22	3.75	3.15	2.90	3.19	3.16	1.79	3.53	3.84
16	VAMC Alexandria, LA - 502	45	3.69	3.74	3.76	3.66	3.43	2.55	3.40	3.67
16	VAMC Fayetteville, AR - 564	35	4.53	4.35	3.51	4.56	4.66	2.26	4.21	4.54
16	VAMC Houston, TX - 580	117	3.81	3.91	3.54	3.82	3.62	2.61	3.71	4.25
16	VAMC Jackson, MS - 586	63	4.52	4.67	4.46	4.68	4.61	2.81	4.52	4.73
16	VAMC New Orleans, LA - 629	52	4.35	4.33	3.69	4.20	4.24	2.84	4.00	4.24
16	VAMC Oklahoma City, OK - 635	31	3.81	4.17	3.30	3.96	4.17	3.14	3.48	3.58
16	VAMC Shreveport, LA - 667	75	4.30	4.45	4.25	4.60	4.50	3.59	4.59	4.67
16	VAMC Muskogee, OK- 623 (Tulsa, OK)	22	3.62	3.77	3.09	4.09	4.23	2.38	4.09	4.81
17	VA Central Texas HCS (VAMC Marlin - 674A5, VAMC Temple - 674, VAMC Waco - 674A4 and VAOPC Austin - 674BY)	38	3.89	3.92	3.34	3.85	3.45	2.50	3.23	3.73
17	VA North Texas HCS (VAMC Bonham - 549A4 and VAMC Dallas - 549)	410	3.62	3.78	3.28	3.49	2.97	2.54	3.53	3.70
17	VA South Texas Veterans HCS (VA OPC Corpus Christi, TX - 671BZ)	2	5.00	4.50	4.00	3.00	4.00	1.00	3.00	4.50
17	VA South Texas Veterans HCS (VAMC Kerrville - 671A4 and VAH San Antonio - 671)	48	4.19	4.10	3.96	3.92	4.38	2.72	3.73	3.65
18	El Paso VA HCS, TX - 756	17	3.56	4.44	3.81	4.19	4.29	2.93	3.81	3.75
18	VA New Mexico HCS - 501									
18	VA Northern Arizona HCS - 649	44	4.10	4.07	3.93	3.58	3.54	2.59	3.93	3.93
18	VA Southern Arizona HCS - 678	49	4.21	4.24	4.20	4.13	4.40	3.30	4.07	4.07

5 point scale: 1= unmet need ... 5 = met need

Appendix 1: 2008 CHALENG Needs Score by VA Facility - Homeless Veterans' Assessment

VISN	VA Facility - 2008 Name	Veteran Respondents N=	Hygiene	Food	Clothing	Emergency Shelter	Transitional Housing	Permanent Housing	Detox	Substance Abuse Treatment
18	VAMC Amarillo, TX - 504	17	4.00	4.06	4.29	4.24	3.71	2.88	3.71	4.33
18	VA West Texas HCS - 519									
18	VAMC Phoenix, AZ - 644	132	4.23	4.03	3.95	4.14	3.39	2.44	3.63	3.59
19	VA Montana HCS (VAM&ROC Ft. Harrison - 436 and VA Eastern Montana HCS - 436A4), Miles City, MT	36	3.88	4.24	3.80	4.00	3.61	2.85	3.70	3.43
19	VA Southern Colorado HCS, (Colorado Springs-567)	7	3.86	4.29	4.00	3.71	3.14	3.14	4.00	4.17
19	VAM&ROC Cheyenne, WY - 442	14	3.85	3.43	3.64	4.62	3.42	2.69	4.50	4.36
19	VA Eastern Colorado HCS (VAMC Denver - 554)	46	3.73	3.64	3.27	2.64	2.23	2.02	3.20	3.39
19	VAMC Grand Junction, CO - 575									
19	VAMC Salt Lake City, UT - 660	35	3.97	4.29	4.18	3.88	3.91	3.06	4.38	4.52
19	VAMC Sheridan, WY - 666	37	4.33	4.43	4.28	4.30	3.38	2.18	4.06	4.36
20	VA Alaska HCS & RO - 463	28	4.32	4.12	4.17	3.73	3.88	3.32	3.92	4.19
20	VA DOM White City, OR - 692	87	4.09	4.25	4.17	3.90	3.41	2.73	4.19	4.27
20	VA Puget Sound HCS (VAMC American Lake - 663A4 and VAMC Seattle, WA - 663), Tacoma, WA	121	4.02	4.15	3.82	3.91	3.31	2.62	3.86	3.93
20	VA Roseburg HCS, OR - 653 (Eugene, OR)	68	3.52	3.39	3.20	3.03	2.72	2.48	3.39	3.62
20	VAMC Boise, ID - 531									
20	VAMC Portland, OR - 648	26	3.61	3.16	3.29	3.21	3.09	2.69	3.48	3.87
20	VAMC Spokane, WA - 668	82	3.85	3.74	3.80	3.51	3.23	2.17	3.37	3.50
20	VAMC Walla Walla, WA - 687	8	4.63	3.63	3.38	3.88	4.88	3.50	3.50	4.25
21	VA Central California HCS, CA - 570	8	4.25	4.88	4.13	4.50	4.38	3.57	4.25	4.38
21	VA Northern California HCS - 612 (Martinez, Oakland and Sacramento)	11	3.70	3.64	2.82	3.82	3.70	2.36	3.45	4.18
21	VA Palo Alto HCS (VAMC Livermore - 640A4 and VAMC Palo Alto - 640), Menlo Park, CA	97	4.02	4.18	3.91	4.00	3.83	3.16	4.22	4.26
21	VA Sierra Nevada HCS, NV - 654	7	3.86	3.57	3.00	4.00	4.71	3.57	4.86	4.71
21	VAM&ROC Honolulu, HI - 459	30	4.17	4.24	3.83	4.37	3.97	2.97	3.86	4.44
21	VAMC San Francisco, CA - 662	93	4.16	4.35	3.82	4.17	4.50	2.88	4.22	4.50

5 point scale: 1= unmet need ... 5 = met need

Appendix 1: 2008 CHALENG Needs Score by VA Facility - Homeless Veterans' Assessment

VISN	VA Facility - 2008 Name	Veteran Respondents N=	Hygiene	Food	Clothing	Emergency Shelter	Transitional Housing	Permanent Housing	Detox	Substance Abuse Treatment
22	VA Greater Los Angeles HCS (VAOPC Los Angeles - 691GE, VAMC Sepulveda - 691A4 and VAMC West Los Angeles - 691)	217	4.01	4.10	3.57	3.97	3.51	2.67	4.07	4.14
22	VA Southern Nevada HCS - 593	169	4.05	3.91	3.94	3.55	3.73	2.95	3.67	3.69
22	VAMC Loma Linda, CA - 605	133	3.53	3.68	3.28	3.45	3.69	2.75	3.89	4.13
22	VAMC Long Beach, CA - 600	42	3.46	3.43	3.13	3.23	3.56	2.56	3.90	4.10
22	VAMC San Diego, CA - 664	235	4.05	4.28	3.76	3.54	3.81	2.63	3.53	3.84
23	VA Black Hills HCS (VAMC Fort Meade - 568 and VAMC Hot Springs - 568A4)	21	3.05	2.90	2.81	2.90	2.32	1.76	1.71	2.10
23	VAH&ROC Sioux Falls, SD - 438									
23	VAM&ROC Fargo, ND - 437	10	4.30	4.10	4.50	4.44	3.78	3.90	4.44	4.11
23	VAMC Minneapolis, MN - 618, and Superior, WI	18	4.06	3.83	3.17	3.22	2.88	2.69	3.38	3.00
23	VAMC St. Cloud, MN - 656									
23	VA Central Iowa HCS (VAMC Des Moines - 555, VAMC Knoxville - 555A4)	25	4.28	4.48	4.20	4.29	4.14	2.91	4.50	4.72
23	VA Nebraska Western Iowa HCS (VAMC Grand Island - 597A4 and VAMC Lincoln - 597)	9	3.56	3.44	3.67	3.56	4.00	3.75	3.75	4.13
23	VA Nebraska Western Iowa HCS (VAMC Omaha- 636)									
23	VAMC Iowa City, IA - 584	102	4.36	4.51	4.17	3.60	3.23	2.65	3.50	3.83

5 point scale: 1= unmet need ... 5 = met need

Appendix 1: 2008 CHALENG Needs Score by VA Facility - Homeless Veterans' Assessment

VISN	VA Facility - 2008 Name	Veteran Respondents N=	Emotional/ Psychiatric Services	Dual Diagnosis Treatment	Family Counseling	Medical Services	Women's Health Care	Help With Medication	Drop-in Center	AIDS/HIV Testing/ Counseling
1	VA Boston HCS (VAMC Boston - 523 and VAMC W. Roxbury - 523A4), VAMC Brockton, MA - 523A5 and VAH Bedford, MA	46	4.34	4.05	3.37	4.00	3.22	4.00	3.39	3.92
1	VA Connecticut HCS (VAMC Newington and VAMC West Haven)	88	3.78	3.51	2.51	3.99	3.13	3.86	3.55	3.40
1	VAM&ROC Togus, ME - 402	147	3.68	3.52	2.64	3.94	3.10	3.74	3.22	3.45
1	VAM&ROC White River Junction, VT - 405	28	3.67	3.63	2.76	3.93	2.38	3.79	3.53	3.53
1	VAMC Manchester, NH - 608									
1	VAMC Northampton, MA - 631 (Leeds)									
1	VAMC Providence, RI - 650, Bristol, RI	28	4.04	3.83	3.38	4.37	2.83	4.21	3.92	4.12
2	VA Western New York HCS - (VAMC Batavia - 528A4 and VAMC Buffalo - 528)	26	4.09	3.91	3.52	3.80	2.81	4.23	3.38	3.68
2	VAMC Albany, NY - 500	81	4.03	3.75	3.19	4.47	2.97	4.24	3.58	3.84
2	VAMC Canandaigua, NY - 528A5, Bath, NY, Rochester, NY	25	3.67	3.17	2.73	3.92	3.00	3.52	3.05	3.65
2	VAMC Syracuse, NY - 670	9	4.00	3.88	3.25	4.67	2.40	4.50	4.56	4.22
3	VA Hudson Valley HCS (VAMC Castle Point - 620A4 and VAH Montrose - 620)	25	3.79	3.41	3.00	4.17	2.53	4.09	3.11	3.95
3	VA New Jersey HCS (VAMC East Orange - 561 and VAMC Lyons - 561A4)	76	3.86	3.72	3.27	4.30	2.80	4.07	3.46	4.17
3	VAMC Bronx, NY - 526, VA New York Harbor HCS (VAMC Brooklyn - 630A4 and VAMC New York - 630)	129	3.51	3.10	2.90	3.72	2.93	3.64	3.28	3.45
3	VAMC Northport, NY - 632	28	4.04	3.59	2.55	4.56	2.53	4.08	3.14	3.67
4	VA Pittsburgh HCS, PA (VAMC Pittsburgh (HD) - 646A5 and VAMC Pittsburgh (UD) - 646)									
4	VAM&ROC Wilmington, DE - 460	9	3.33	3.11	2.33	3.56	2.00	3.67	2.56	3.33
4	VAMC Altoona, PA - 503									
4	VAMC Butler, PA - 529									
4	VAMC Clarksburg, WV - 540	5	4.80	3.60	2.40	5.00	2.33	5.00	2.50	2.00
4	VAMC Coatesville - 542	37	4.14	3.88	3.22	4.33	3.19	4.29	3.72	3.93
4	VAMC Erie, PA - 562	1	4.00			4.00		4.00	4.00	

5 point scale: 1= unmet need ... 5 = met need

Appendix 1: 2008 CHALENG Needs Score by VA Facility - Homeless Veterans' Assessment

VISN	VA Facility - 2008 Name	Veteran Respondents N=	Emotional/ Psychiatric Services	Dual Diagnosis Treatment	Family Counseling	Medical Services	Women's Health Care	Help With Medication	Drop-in Center	AIDS/HIV Testing/ Counseling
4	VAMC Lebanon, PA - 595	2	3.00	2.00	1.50	4.00	3.00	4.00	3.00	2.00
4	VAMC Philadelphia, PA - 642	2	4.00	5.00	2.50	5.00	3.00	3.00		5.00
4	VAMC Wilkes-Barre, PA - 693	23	4.87	4.26	3.18	4.96	3.00	4.82	4.48	4.83
5	VA Maryland HCS (VAMC Baltimore - 512, VAMC Fort Howard - 512A4 and VAMC Perry Point - 512A5)	151	4.30	4.17	3.48	4.54	2.81	4.54	4.14	4.43
5	VAMC Martinsburg, WV - 613	47	3.64	3.48	2.77	4.09	2.48	3.80	3.19	3.82
5	VAMC Washington, DC - 688	55	3.75	3.57	3.06	4.15	2.32	4.12	3.08	3.57
6	VAMC Asheville, NC - 637	19	3.44	3.60	2.50	4.07	2.38	4.21	2.92	3.36
6	VAMC Beckley, WV - 517									
6	VAMC Durham, NC - 558	18	3.25	3.13	3.38	3.35	3.62	2.81	2.50	3.56
6	VAMC Fayetteville, NC - 565	8	3.88	4.00	3.25	3.88	3.20	4.00	3.38	3.86
6	VAMC Hampton, VA - 590	47	4.04	3.70	2.78	4.00	3.03	4.12	2.60	3.98
6	VAMC Richmond, VA - 652	13	4.69	4.15	3.45	4.85	2.82	4.46	4.69	4.46
6	VAMC Salem, VA - 658	24	4.43	3.95	3.36	4.58	3.17	4.41	3.93	4.50
6	VAMC Salisbury, NC - 659	48	3.63	3.07	2.69	3.66	2.68	3.67	2.90	3.47
7	VA Central Alabama HCS (VAMC Montgomery - 619 and VAMC Tuskegee - 619A4)	41	3.97	3.75	2.84	3.95	2.53	4.24	3.00	3.81
7	VAMC - Augusta, GA - 509	14	4.50	3.80	3.70	5.00	3.00	4.43	2.64	4.00
7	VAMC Atlanta, GA - 508 (Decatur, GA)	123	3.65	3.65	3.05	4.18	3.25	4.11	3.03	4.14
7	VAMC Birmingham, AL - 521	27	4.00	4.00	3.81	4.16	3.88	4.50	3.94	4.37
7	VAMC Charleston, SC - 534	55	4.31	4.00	3.37	4.69	3.30	4.74	4.16	4.41
7	VAMC Columbia, SC - 544	20	3.05	2.95	2.68	3.85	3.21	4.28	3.31	3.89
7	VAMC Dublin, GA - 557	54	3.71	3.43	2.86	4.34	3.03	4.33	3.16	4.02
7	VAMC Tuscaloosa, AL - 679	64	3.87	3.73	3.09	4.13	2.75	4.25	3.39	3.89
8	VA North Florida/South Georgia HCS (VAMC Gainesville - 573 and VAMC Lake City - 573A4)	89	3.72	3.51	3.12	3.95	3.12	3.98	3.35	3.86
8	VAH Tampa, FL - 673	31	3.97	3.77	2.73	4.35	3.05	4.20	2.92	4.11
8	VAMC Bay Pines - 516	90	3.67	3.59	3.22	4.35	3.11	4.22	3.26	3.74
8	VAMC Miami, FL - 546	65	3.95	3.84	3.06	4.16	2.72	4.07	3.63	3.40
8	VAMC West Palm Beach, FL - 548	23	4.22	3.95	3.05	4.48	2.86	4.32	3.39	3.84
8	VAMC San Juan, PR - 672	11	3.20	2.60	3.20	3.80	3.11	3.50	2.80	2.70

5 point scale: 1= unmet need ... 5 = met need

Appendix 1: 2008 CHALENG Needs Score by VA Facility - Homeless Veterans' Assessment

VISN	VA Facility - 2008 Name	Veteran Respondents N=	Emotional/ Psychiatric Services	Dual Diagnosis Treatment	Family Counseling	Medical Services	Women's Health Care	Help With Medication	Drop-in Center	AIDS/HIV Testing/ Counseling
8	VAMC Orlando, FL-675	145	3.88	3.70	3.13	4.36	2.75	4.34	2.81	3.80
9	VAMC Huntington, WV - 581	9	4.38	3.88	3.13	4.25	2.83	3.71	3.71	4.00
9	VAMC Lexington, KY - 596	32	4.09	3.57	2.90	4.45	2.91	4.28	2.90	3.66
9	VAMC Louisville, KY - 603	76	3.81	3.69	3.01	4.18	3.07	4.04	3.28	3.62
9	VAMC Memphis, TN - 614	84	3.92	3.88	3.29	4.46	2.85	4.56	3.84	4.08
9	VAMC Mountain Home, TN - 621	67	3.59	3.43	2.84	4.03	2.16	3.90	3.52	3.75
9	VAMC Nashville, TN - 626 (Nashville and Murfreesboro)	50	4.04	3.34	2.72	4.39	2.84	4.36	3.13	4.14
10	VAMC Chillicothe, OH - 538	17	3.53	2.88	2.82	3.76	1.90	4.07	3.21	3.54
10	VAMC Cincinnati, OH - 539 (Ft. Thomas, KY)	58	3.71	3.21	2.88	3.98	2.86	3.83	3.26	3.64
10	VAMC Cleveland, OH - 541 (Brecksville, OH)	146	3.85	3.62	2.98	4.24	2.83	3.96	3.14	3.59
10	VAMC Dayton, OH - 552	32	3.63	3.60	3.44	3.78	2.58	3.97	4.20	4.25
10	VAOPC Columbus, OH - 757 (Grove City, OH)	22	3.73	3.40	2.71	4.00	1.88	4.05	3.12	3.85
11	VAOPC Toledo, OH and VA Ann Arbor HCS, MI - 506	29	4.70	4.31	4.20	4.83	3.18	4.78	3.58	4.30
11	VA Northern Indiana HCS (VAMC Fort Wayne - 610A4 and VAMC Marion - 610)									
11	VAMC Battle Creek, MI - 515	107	3.63	3.46	3.51	3.79	3.21	3.82	3.80	3.87
11	VAMC Danville, IL - 550	45	4.16	3.71	3.56	4.39	2.83	4.32	3.51	3.89
11	VAMC Detroit, MI - 553	34	3.97	4.16	3.85	4.56	3.00	4.14	3.96	4.04
11	VAMC Indianapolis - 583	49	4.04	3.80	2.95	4.59	3.19	4.57	4.00	3.83
11	VAMC Saginaw, MI - 655									
12	VAH Hines, IL - 578 and VA Chicago HCS (VAMC Chicago (LS) - 537A4 and VAMC Chicago (WS) - 537)	76	3.97	3.96	2.86	3.99	2.31	3.88	3.05	3.70
12	VAH Madison, WI - 607	30	3.87	3.32	2.68	4.34	1.75	4.38	3.31	3.20
12	VAMC Iron Mountain, MI - 585	1	5.00	5.00	5.00	5.00	5.00	5.00	1.00	5.00
12	VAMC Milwaukee, WI - 695	85	3.94	3.56	2.74	4.08	2.85	4.14	2.97	3.38
12	VAMC North Chicago, IL - 556	17	4.12	3.76	3.35	4.29	3.50	4.24	3.60	4.06
12	VAMC Tomah, WI - 676	58	3.98	3.54	2.74	4.05	3.50	4.16	3.29	3.34

5 point scale: 1= unmet need ... 5 = met need

Appendix 1: 2008 CHALENG Needs Score by VA Facility - Homeless Veterans' Assessment

VISN	VA Facility - 2008 Name	Veteran Respondents N=	Emotional/ Psychiatric Services	Dual Diagnosis Treatment	Family Counseling	Medical Services	Women's Health Care	Help With Medication	Drop-in Center	AIDS/HIV Testing/ Counseling
15	VA Eastern Kansas HCS (VAMC Leavenworth - 677A4)	166	4.07	3.62	2.96	4.11	2.86	4.10	3.21	3.59
15	VAH Columbia, MO - 543	22	3.77	3.55	3.32	4.05	2.54	3.65	2.88	3.33
15	VAM&ROC Wichita, KS - 452	32	4.20	3.79	3.25	4.34	2.88	4.29	3.52	3.89
15	VAMC Kansas City, MO - 589	42	4.68	4.65	4.11	4.61	3.18	4.84	4.09	4.59
15	VAMC Marion, IL - 609	8	3.50	3.50	3.29	3.38	3.80	4.00	2.00	4.00
15	VAMC Poplar Bluff, MO - 647	7	3.71	3.33	3.00	3.14	2.25	3.71	2.17	2.83
15	VAMC St. Louis, MO - 657	20	3.94	3.94	3.68	3.67	3.75	3.87	3.93	3.75
15	VAMC Topeka - 677	25	4.16	3.72	3.22	4.33	2.89	4.36	3.21	3.96
16	VA Central Arkansas HCS - 598	29	3.85	3.30	2.96	3.89	3.06	3.89	4.19	3.85
16	VA Gulf Coast HCS - 520, Biloxi, MS, Pensacola, FL	22	3.44	3.33	2.79	3.79	2.58	3.89	2.75	3.47
16	VAMC Alexandria, LA - 502	45	3.44	3.18	3.02	3.70	2.89	3.82	2.95	3.61
16	VAMC Fayetteville, AR - 564	35	4.00	3.17	2.53	4.49	1.29	4.54	2.90	3.68
16	VAMC Houston, TX - 580	117	3.90	3.74	2.92	4.19	3.31	4.32	3.51	3.83
16	VAMC Jackson, MS - 586	63	4.36	3.94	3.02	4.52	3.04	4.49	3.43	4.07
16	VAMC New Orleans, LA - 629	52	3.96	3.65	3.25	4.42	2.56	4.41	3.51	3.67
16	VAMC Oklahoma City, OK - 635	31	3.63	3.32	3.07	4.28	2.95	4.27	3.21	3.97
16	VAMC Shreveport, LA - 667	75	4.27	4.11	3.66	4.47	3.82	4.29	3.55	4.36
16	VAMC Muskogee, OK- 623 (Tulsa, OK)	22	4.27	4.05	2.33	4.14	2.25	4.38	3.22	3.76
17	VA Central Texas HCS (VAMC Marlin - 674A5, VAMC Temple - 674, VAMC Waco - 674A4 and VAOPC Austin - 674BY)	38	3.69	3.16	2.48	4.16	2.33	4.21	3.37	3.67
17	VA North Texas HCS (VAMC Bonham - 549A4 and VAMC Dallas - 549)	410	3.46	3.22	2.75	3.92	2.68	3.87	2.99	3.40
17	VA South Texas Veterans HCS (VA OPC Corpus Christi, TX - 671BZ)	2	5.00	3.00		4.50	1.00	3.00	2.00	3.00
17	VA South Texas Veterans HCS (VAMC Kerrville - 671A4 and VAH San Antonio - 671)	48	3.45	3.40	2.81	3.88	3.38	3.68	3.05	3.35
18	El Paso VA HCS, TX - 756	17	4.00	3.93	3.67	4.56	2.90	4.44	3.17	3.60
18	VA New Mexico HCS - 501									
18	VA Northern Arizona HCS - 649	44	3.86	3.41	2.70	3.89	2.33	3.70	2.81	3.33
18	VA Southern Arizona HCS - 678	49	4.23	3.69	3.36	4.50	3.00	4.24	3.66	4.00

5 point scale: 1= unmet need ... 5 = met need

Appendix 1: 2008 CHALENG Needs Score by VA Facility - Homeless Veterans' Assessment

VISN	VA Facility - 2008 Name	Veteran Respondents N=	Emotional/ Psychiatric Services	Dual Diagnosis Treatment	Family Counseling	Medical Services	Women's Health Care	Help With Medication	Drop-in Center	AIDS/HIV Testing/ Counseling
18	VAMC Amarillo, TX - 504	17	3.88	3.75	3.71	4.41	4.27	4.12	4.06	4.47
18	VA West Texas HCS - 519									
18	VAMC Phoenix, AZ - 644	132	3.44	3.18	2.80	3.88	2.57	3.96	3.27	3.32
19	VA Montana HCS (VAM&ROC Ft. Harrison - 436 and VA Eastern Montana HCS - 436A4), Miles City, MT	36	3.61	3.28	2.97	4.06	2.60	3.93	3.46	3.48
19	VA Southern Colorado HCS, (Colorado Springs-567)	7	4.29	4.17	3.71	3.57	2.80	4.00	2.86	3.33
19	VAM&ROC Cheyenne, WY - 442	14	4.31	4.38	3.09	3.92	3.67	4.50	3.42	3.89
19	VA Eastern Colorado HCS (VAMC Denver - 554)	46	3.00	2.84	2.44	4.00	2.55	3.95	3.06	3.25
19	VAMC Grand Junction, CO - 575									
19	VAMC Salt Lake City, UT - 660	35	4.37	4.33	3.21	4.59	2.82	4.30	2.92	4.12
19	VAMC Sheridan, WY - 666	37	3.89	3.45	2.45	4.08	2.43	3.73	2.38	3.59
20	VA Alaska HCS & RO - 463	28	4.56	4.32	3.87	4.37	4.05	4.35	4.14	4.71
20	VA DOM White City, OR - 692	87	3.91	3.78	2.80	4.19	2.44	4.39	3.79	3.93
20	VA Puget Sound HCS (VAMC American Lake - 663A4 and VAMC Seattle, WA - 663), Tacoma, WA	121	3.84	3.44	2.83	4.32	2.84	4.19	3.16	3.43
20	VA Roseburg HCS, OR - 653 (Eugene, OR)	68	2.95	3.27	2.62	3.33	2.69	3.29	2.88	3.58
20	VAMC Boise, ID - 531									
20	VAMC Portland, OR - 648	26	3.80	3.35	2.70	3.88	2.29	3.88	2.80	3.15
20	VAMC Spokane, WA - 668	82	3.59	3.39	3.32	3.81	2.81	3.32	1.79	3.43
20	VAMC Walla Walla, WA - 687	8	3.88	3.25	2.00	3.88	2.60	4.00	2.75	3.00
21	VA Central California HCS, CA - 570	8	4.50	4.50	3.29	4.75	4.00	4.50	3.71	4.00
21	VA Northern California HCS - 612 (Martinez, Oakland and Sacramento)	11	3.64	3.36	2.91	4.00	3.00	3.73	2.82	3.90
21	VA Palo Alto HCS (VAMC Livermore - 640A4 and VAMC Palo Alto - 640), Menlo Park, CA	97	4.05	3.83	3.22	4.25	2.85	4.12	3.44	3.96
21	VA Sierra Nevada HCS, NV - 654	7	4.00	3.80	2.83	4.00	1.67	4.57	3.25	3.60
21	VAM&ROC Honolulu, HI - 459	30	3.52	3.21	2.90	3.93	2.60	4.07	2.75	3.04
21	VAMC San Francisco, CA - 662	93	4.07	3.73	3.13	4.35	2.95	4.24	3.84	3.80

5 point scale: 1= unmet need ... 5 = met need

Appendix 1: 2008 CHALENG Needs Score by VA Facility - Homeless Veterans' Assessment

VISN	VA Facility - 2008 Name	Veteran Respondents N=	Emotional/ Psychiatric Services	Dual Diagnosis Treatment	Family Counseling	Medical Services	Women's Health Care	Help With Medication	Drop-in Center	AIDS/HIV Testing/ Counseling
22	VA Greater Los Angeles HCS (VAOPC Los Angeles - 691GE, VAMC Sepulveda - 691A4 and VAMC West Los Angeles - 691)	217	3.71	3.38	3.01	4.21	2.75	4.09	3.09	3.97
22	VA Southern Nevada HCS - 593	169	3.69	3.43	3.04	4.19	3.15	4.01	2.99	3.58
22	VAMC Loma Linda, CA - 605	133	3.81	3.54	3.14	4.15	2.51	3.90	2.88	3.62
22	VAMC Long Beach, CA - 600	42	3.73	3.40	3.32	4.00	3.39	4.18	3.33	3.91
22	VAMC San Diego, CA - 664	235	3.57	3.23	3.13	3.77	2.87	3.59	2.93	3.68
23	VA Black Hills HCS (VAMC Fort Meade - 568 and VAMC Hot Springs - 568A4)	21	2.71	1.76	1.67	3.10	1.63	2.86	1.90	2.20
23	VAH&ROC Sioux Falls, SD - 438									
23	VAM&ROC Fargo, ND - 437	10	4.13	3.43	3.67	4.70	4.00	4.38	3.50	3.50
23	VAMC Minneapolis, MN - 618, and Superior, WI	18	3.78	3.29	3.00	4.06	1.43	4.06	3.50	3.07
23	VAMC St. Cloud, MN - 656									
23	VA Central Iowa HCS (VAMC Des Moines - 555, VAMC Knoxville - 555A4)	25	4.38	4.36	3.48	4.71	2.85	4.63	3.71	4.00
23	VA Nebraska Western Iowa HCS (VAMC Grand Island - 597A4 and VAMC Lincoln - 597)	9	3.89	4.11	3.63	4.22	2.60	4.38	3.25	3.43
23	VA Nebraska Western Iowa HCS (VAMC Omaha- 636)									
23	VAMC Iowa City, IA - 584	102	3.52	3.18	3.27	3.89	3.28	3.80	3.45	3.80

5 point scale: 1= unmet need ... 5 = met need

Appendix 1: 2008 CHALENG Needs Score by VA Facility - Homeless Veterans' Assessment

VISN	VA Facility - 2008 Name	Veteran Respondents N=	TB Testing	TB Treatment	Hepatitis C Testing	Dental Care	Eye Care	Glasses	VA Disability/ Pension	Welfare Payments
1	VA Boston HCS (VAMC Boston - 523 and VAMC W. Roxbury - 523A4), VAMC Brockton, MA - 523A5 and VAH Bedford, MA	46	4.03	3.18	3.95	3.12	3.84	3.69	3.14	2.71
1	VA Connecticut HCS (VAMC Newington and VAMC West Haven)	88	4.11	3.57	3.49	2.12	3.19	3.25	2.62	2.28
1	VAM&ROC Togus, ME - 402	147	3.96	3.46	3.52	2.49	3.17	3.13	2.76	2.60
1	VAM&ROC White River Junction, VT - 405	28	4.17	3.47	4.05	2.71	3.05	3.05	2.68	2.28
1	VAMC Manchester, NH - 608									
1	VAMC Northampton, MA - 631 (Leeds)									
1	VAMC Providence, RI - 650, Bristol, RI	28	4.56	4.08	4.35	3.32	3.93	3.93	3.35	3.23
2	VA Western New York HCS - (VAMC Batavia - 528A4 and VAMC Buffalo - 528)	26	3.95	3.60	3.71	2.83	3.31	3.32	3.52	3.35
2	VAMC Albany, NY - 500	81	4.30	3.77	3.98	3.68	3.93	3.89	2.95	2.61
2	VAMC Canandaigua, NY - 528A5, Bath, NY, Rochester, NY	25	3.80	3.17	3.71	3.52	3.38	3.30	2.91	3.65
2	VAMC Syracuse, NY - 670	9	4.22	4.00	4.00	4.56	4.56	4.33	4.38	2.57
3	VA Hudson Valley HCS (VAMC Castle Point - 620A4 and VAH Montrose - 620)	25	4.13	3.33	3.83	3.63	4.20	4.20	2.09	2.05
3	VA New Jersey HCS (VAMC East Orange - 561 and VAMC Lyons - 561A4)	76	4.14	3.24	3.73	4.09	4.35	4.25	2.78	3.31
3	VAMC Bronx, NY - 526, VA New York Harbor HCS (VAMC Brooklyn - 630A4 and VAMC New York - 630)	129	3.84	3.35	3.66	3.01	3.68	3.67	2.74	2.78
3	VAMC Northport, NY - 632	28	4.08	3.38	4.08	3.00	4.04	3.96	2.92	2.77
4	VA Pittsburgh HCS, PA (VAMC Pittsburgh (HD) - 646A5 and VAMC Pittsburgh (UD) - 646)									
4	VAM&ROC Wilmington, DE - 460	9	3.33	3.33	3.44	2.78	3.11	3.11	2.38	2.00
4	VAMC Altoona, PA - 503									
4	VAMC Butler, PA - 529									
4	VAMC Clarksburg, WV - 540	5	4.20	2.50	3.40	3.00	4.20	3.40	3.40	2.00
4	VAMC Coatesville - 542	37	4.32	3.80	4.26	3.28	4.00	4.23	2.76	2.55
4	VAMC Erie, PA - 562	1	3.00		3.00	1.00	1.00	1.00	1.00	1.00

5 point scale: 1= unmet need ... 5 = met need

Appendix 1: 2008 CHALENG Needs Score by VA Facility - Homeless Veterans' Assessment

VISN	VA Facility - 2008 Name	Veteran Respondents N=	TB Testing	TB Treatment	Hepatitis C Testing	Dental Care	Eye Care	Glasses	VA Disability/ Pension	Welfare Payments
4	VAMC Lebanon, PA - 595	2	4.00	4.00	3.00	2.50	4.00	4.00	2.00	2.00
4	VAMC Philadelphia, PA - 642	2	5.00	5.00	5.00	3.00	3.00	2.00	5.00	5.00
4	VAMC Wilkes-Barre, PA - 693	23	4.70	4.57	4.70	4.61	4.22	4.00	4.17	3.96
5	VA Maryland HCS (VAMC Baltimore - 512, VAMC Fort Howard - 512A4 and VAMC Perry Point - 512A5)	151	4.44	4.01	4.24	3.62	4.19	4.10	3.09	2.81
5	VAMC Martinsburg, WV - 613	47	3.79	3.77	3.53	2.36	2.83	2.69	2.48	2.36
5	VAMC Washington, DC - 688	55	4.16	3.69	3.72	3.22	3.71	3.57	2.78	2.27
6	VAMC Asheville, NC - 637	19	3.77	3.36	3.46	2.44	3.35	3.41	2.18	2.71
6	VAMC Beckley, WV - 517									
6	VAMC Durham, NC - 558	18	3.18	3.69	3.69	1.88	2.59	2.65	2.71	2.65
6	VAMC Fayetteville, NC - 565	8	3.50	3.50	3.00	3.29	4.13	3.50	2.50	2.38
6	VAMC Hampton, VA - 590	47	4.33	4.10	4.17	2.34	3.57	3.54	3.31	2.25
6	VAMC Richmond, VA - 652	13	4.62	3.85	4.23	1.92	4.00	3.85	2.58	1.91
6	VAMC Salem, VA - 658	24	4.73	4.50	4.68	2.30	3.61	3.53	3.56	3.17
6	VAMC Salisbury, NC - 659	48	3.89	3.44	3.53	2.40	2.75	2.62	2.60	2.27
7	VA Central Alabama HCS (VAMC Montgomery - 619 and VAMC Tuskegee - 619A4)	41	4.33	3.88	4.03	3.23	3.66	3.62	3.25	2.36
7	VAMC - Augusta, GA - 509	14	5.00	4.56	4.64	1.92	2.64	2.86	1.73	2.20
7	VAMC Atlanta, GA - 508 (Decatur, GA)	123	4.38	3.80	4.10	2.91	3.66	3.77	2.63	2.34
7	VAMC Birmingham, AL - 521	27	4.58	4.33	3.95	2.52	3.76	3.96	2.88	2.75
7	VAMC Charleston, SC - 534	55	4.76	4.16	4.60	3.41	4.27	4.20	3.15	2.24
7	VAMC Columbia, SC - 544	20	4.42	3.83	4.22	2.84	3.11	3.11	3.11	2.59
7	VAMC Dublin, GA - 557	54	4.53	3.74	3.88	3.57	4.08	3.94	2.63	2.23
7	VAMC Tuscaloosa, AL - 679	64	4.07	3.61	3.69	3.29	3.72	3.72	2.42	1.98
8	VA North Florida/South Georgia HCS (VAMC Gainesville - 573 and VAMC Lake City - 573A4)	89	3.93	3.55	3.66	2.21	3.11	3.15	2.86	2.41
8	VAH Tampa, FL - 673	31	4.41	3.57	4.07	3.42	4.23	3.90	3.14	2.59
8	VAMC Bay Pines - 516	90	4.17	3.81	4.09	3.11	3.41	3.38	2.74	2.15
8	VAMC Miami, FL - 546	65	3.62	3.48	3.46	3.34	3.48	3.70	3.30	2.27
8	VAMC West Palm Beach, FL - 548	23	4.57	3.75	4.16	3.32	4.17	4.13	3.45	2.83
8	VAMC San Juan, PR - 672	11	3.20	3.20	3.30	2.82	3.64	3.73	2.64	2.00

5 point scale: 1= unmet need ... 5 = met need

Appendix 1: 2008 CHALENG Needs Score by VA Facility - Homeless Veterans' Assessment

VISN	VA Facility - 2008 Name	Veteran Respondents N=	TB Testing	TB Treatment	Hepatitis C Testing	Dental Care	Eye Care	Glasses	VA Disability/ Pension	Welfare Payments
8	VAMC Orlando, FL-675	145	4.16	3.57	4.02	3.63	4.02	3.98	2.76	2.26
9	VAMC Huntington, WV - 581	9	4.50	4.00	3.88	4.13	3.50	2.88	3.63	3.00
9	VAMC Lexington, KY - 596	32	4.25	3.61	4.03	4.00	4.03	3.94	3.26	2.87
9	VAMC Louisville, KY - 603	76	4.52	3.89	3.76	3.68	3.87	3.82	2.80	2.52
9	VAMC Memphis, TN - 614	84	4.61	3.85	3.99	3.71	4.12	4.04	2.94	2.23
9	VAMC Mountain Home, TN - 621	67	4.23	3.45	3.93	2.52	3.59	3.85	2.65	2.27
9	VAMC Nashville, TN - 626 (Nashville and Murfreesboro)	50	4.13	3.44	3.62	2.73	3.02	2.91	2.50	2.12
10	VAMC Chillicothe, OH - 538	17	4.07	3.93	4.13	2.88	3.59	3.50	3.00	1.69
10	VAMC Cincinnati, OH - 539 (Ft. Thomas, KY)	58	4.00	3.53	3.76	3.19	3.45	3.55	2.50	2.43
10	VAMC Cleveland, OH - 541 (Brecksville, OH)	146	4.02	3.41	3.64	3.36	3.83	3.88	2.83	2.38
10	VAMC Dayton, OH - 552	32	4.22	4.09	4.13	2.67	3.65	3.86	3.30	2.91
10	VAOPC Columbus, OH - 757 (Grove City, OH)	22	4.19	3.65	3.86	3.57	3.91	3.86	2.68	2.29
11	VAOPC Toledo, OH and VA Ann Arbor HCS, MI - 506	29	4.68	4.45	4.50	4.28	4.72	4.33	3.50	3.68
11	VA Northern Indiana HCS (VAMC Fort Wayne - 610A4 and VAMC Marion - 610)									
11	VAMC Battle Creek, MI - 515	107	3.94	3.76	3.74	3.03	3.39	3.26	3.23	2.95
11	VAMC Danville, IL - 550	45	4.06	3.91	4.03	2.76	3.62	3.31	2.85	2.91
11	VAMC Detroit, MI - 553	34	4.45	3.75	4.32	3.91	3.64	3.56	3.23	3.07
11	VAMC Indianapolis - 583	49	4.40	4.03	4.30	2.88	3.72	3.66	2.83	2.40
11	VAMC Saginaw, MI - 655									
12	VAH Hines, IL - 578 and VA Chicago HCS (VAMC Chicago (LS) - 537A4 and VAMC Chicago (WS) - 537)	76	4.09	3.32	3.52	3.26	3.27	2.93	2.71	2.36
12	VAH Madison, WI - 607	30	4.20	3.27	3.97	3.33	3.52	3.31	3.21	2.72
12	VAMC Iron Mountain, MI - 585	1	5.00	5.00	5.00	5.00	5.00	5.00	5.00	5.00
12	VAMC Milwaukee, WI - 695	85	4.06	3.44	3.70	3.35	3.51	3.25	2.73	2.45
12	VAMC North Chicago, IL - 556	17	4.29	3.88	4.29	3.29	3.94	4.12	2.60	3.00
12	VAMC Tomah, WI - 676	58	4.37	3.84	4.00	3.25	3.83	3.49	3.28	2.47

5 point scale: 1= unmet need ... 5 = met need

Appendix 1: 2008 CHALENG Needs Score by VA Facility - Homeless Veterans' Assessment

VISN	VA Facility - 2008 Name	Veteran Respondents N=	TB Testing	TB Treatment	Hepatitis C Testing	Dental Care	Eye Care	Glasses	VA Disability/ Pension	Welfare Payments
15	VA Eastern Kansas HCS (VAMC Leavenworth - 677A4)	166	4.40	3.51	3.95	3.59	3.26	2.87	2.65	2.17
15	VAH Columbia, MO - 543	22	3.83	3.40	3.78	2.10	2.48	2.10	2.82	2.29
15	VAM&ROC Wichita, KS - 452	32	4.14	3.92	4.00	2.03	3.48	3.18	3.04	2.54
15	VAMC Kansas City, MO - 589	42	4.60	4.55	4.48	4.35	3.73	3.60	3.85	3.42
15	VAMC Marion, IL - 609	8	4.00	4.00	4.00	1.71	2.71	2.43	2.63	3.00
15	VAMC Poplar Bluff, MO - 647	7	2.83	1.60	2.33	1.43	2.00	2.00	2.29	1.71
15	VAMC St. Louis, MO - 657	20	4.19	4.07	4.19	2.40	3.10	3.30	2.63	1.87
15	VAMC Topeka - 677	25	4.42	4.04	4.04	3.68	3.08	2.72	3.04	2.75
16	VA Central Arkansas HCS - 598	29	3.96	3.14	3.74	3.00	3.96	3.93	2.81	2.20
16	VA Gulf Coast HCS - 520, Biloxi, MS, Pensacola, FL	22	3.80	3.50	3.56	2.12	2.79	2.55	2.56	2.38
16	VAMC Alexandria, LA - 502	45	3.76	3.40	3.50	2.72	2.91	2.63	2.61	2.74
16	VAMC Fayetteville, AR - 564	35	4.42	3.17	3.94	2.80	3.27	3.09	2.03	1.67
16	VAMC Houston, TX - 580	117	4.21	3.80	4.08	2.51	3.06	3.02	2.98	2.45
16	VAMC Jackson, MS - 586	63	4.11	3.38	4.05	3.27	3.48	3.24	3.08	2.45
16	VAMC New Orleans, LA - 629	52	4.31	3.52	3.93	2.90	3.66	3.48	3.06	2.32
16	VAMC Oklahoma City, OK - 635	31	4.37	3.44	4.00	2.94	2.29	2.55	3.13	2.24
16	VAMC Shreveport, LA - 667	75	4.41	4.22	4.32	2.85	4.53	4.47	3.76	3.76
16	VAMC Muskogee, OK- 623 (Tulsa, OK)	22	4.14	3.41	3.90	2.73	2.90	2.70	2.10	1.94
17	VA Central Texas HCS (VAMC Marlin - 674A5, VAMC Temple - 674, VAMC Waco - 674A4 and VAOPC Austin - 674BY)	38	4.23	3.60	3.81	1.94	2.63	2.63	3.23	2.62
17	VA North Texas HCS (VAMC Bonham - 549A4 and VAMC Dallas - 549)	410	3.85	3.30	3.57	2.81	2.95	2.92	2.68	2.18
17	VA South Texas Veterans HCS (VA OPC Corpus Christi, TX - 671BZ)	2	4.50	5.00	1.00	3.00	3.50	3.00	4.50	1.00
17	VA South Texas Veterans HCS (VAMC Kerrville - 671A4 and VAH San Antonio - 671)	48	4.12	3.76	3.65	3.51	2.67	2.60	2.74	2.45
18	El Paso VA HCS, TX - 756	17	4.60	3.36	4.00	4.35	3.33	3.38	3.27	2.33
18	VA New Mexico HCS - 501									
18	VA Northern Arizona HCS - 649	44	4.26	3.65	3.70	2.53	3.05	2.90	2.33	2.31
18	VA Southern Arizona HCS - 678	49	4.59	3.90	4.35	3.29	3.54	3.33	3.33	3.18

5 point scale: 1= unmet need ... 5 = met need

Appendix 1: 2008 CHALENG Needs Score by VA Facility - Homeless Veterans' Assessment

VISN	VA Facility - 2008 Name	Veteran Respondents N=	TB Testing	TB Treatment	Hepatitis C Testing	Dental Care	Eye Care	Glasses	VA Disability/ Pension	Welfare Payments
18	VAMC Amarillo, TX - 504	17	4.41	4.29	4.35	2.53	3.06	3.12	3.69	3.53
18	VA West Texas HCS - 519									
18	VAMC Phoenix, AZ - 644	132	4.27	3.59	3.57	2.80	3.06	3.00	2.79	2.54
19	VA Montana HCS (VAM&ROC Ft. Harrison - 436 and VA Eastern Montana HCS - 436A4), Miles City, MT	36	3.54	3.00	3.55	3.18	3.00	2.97	2.83	2.76
19	VA Southern Colorado HCS, (Colorado Springs-567)	7	4.29	3.50	3.86	2.14	3.00	3.14	3.00	3.29
19	VAM&ROC Cheyenne, WY - 442	14	4.69	3.33	4.20	2.67	3.50	3.83	3.50	1.89
19	VA Eastern Colorado HCS (VAMC Denver - 554)	46	3.73	2.94	3.54	1.98	2.69	2.47	2.44	2.19
19	VAMC Grand Junction, CO - 575									
19	VAMC Salt Lake City, UT - 660	35	4.36	3.73	4.44	3.24	3.56	3.42	3.45	3.04
19	VAMC Sheridan, WY - 666	37	4.28	2.93	3.81	3.81	3.03	2.50	2.34	1.48
20	VA Alaska HCS & RO - 463	28	4.54	4.57	4.45	4.33	4.27	4.19	3.58	3.70
20	VA DOM White City, OR - 692	87	4.40	4.02	4.01	2.88	3.91	3.93	2.69	2.05
20	VA Puget Sound HCS (VAMC American Lake - 663A4 and VAMC Seattle, WA - 663), Tacoma, WA	121	4.13	3.35	3.49	2.59	3.14	3.11	2.79	2.56
20	VA Roseburg HCS, OR - 653 (Eugene, OR)	68	3.91	3.55	3.65	2.32	2.49	2.27	2.98	2.24
20	VAMC Boise, ID - 531									
20	VAMC Portland, OR - 648	26	3.92	3.11	3.73	2.69	2.84	2.52	2.68	2.40
20	VAMC Spokane, WA - 668	82	3.45	3.48	3.45	2.27	3.17	3.29	3.58	3.21
20	VAMC Walla Walla, WA - 687	8	3.88	2.75	3.88	2.25	3.13	3.43	3.00	3.13
21	VA Central California HCS, CA - 570	8	4.50	4.33	4.43	4.75	4.13	4.13	3.75	3.13
21	VA Northern California HCS - 612 (Martinez, Oakland and Sacramento)	11	4.82	3.73	3.55	3.82	4.27	4.10	2.27	2.91
21	VA Palo Alto HCS (VAMC Livermore - 640A4 and VAMC Palo Alto - 640), Menlo Park, CA	97	4.39	3.83	4.17	3.52	3.77	3.52	3.28	2.71
21	VA Sierra Nevada HCS, NV - 654	7	4.57	4.25	4.57	3.14	1.43	1.57	2.00	1.80
21	VAM&ROC Honolulu, HI - 459	30	4.55	3.25	3.54	2.57	2.80	2.46	2.66	3.83
21	VAMC San Francisco, CA - 662	93	4.43	3.87	4.26	3.34	3.71	3.55	3.28	3.22

5 point scale: 1= unmet need ... 5 = met need

Appendix 1: 2008 CHALENG Needs Score by VA Facility - Homeless Veterans' Assessment

VISN	VA Facility - 2008 Name	Veteran Respondents N=	TB Testing	TB Treatment	Hepatitis C Testing	Dental Care	Eye Care	Glasses	VA Disability/ Pension	Welfare Payments
22	VA Greater Los Angeles HCS (VAOPC Los Angeles - 691GE, VAMC Sepulveda - 691A4 and VAMC West Los Angeles - 691)	217	4.44	3.75	4.06	3.38	3.53	3.44	2.75	2.37
22	VA Southern Nevada HCS - 593	169	4.38	3.79	3.82	3.28	3.48	3.34	2.91	2.60
22	VAMC Loma Linda, CA - 605	133	4.41	3.67	3.79	2.05	2.93	2.58	2.87	2.18
22	VAMC Long Beach, CA - 600	42	4.32	3.71	4.14	2.15	2.63	2.63	2.95	2.64
22	VAMC San Diego, CA - 664	235	4.26	3.60	3.66	2.74	3.05	2.88	2.66	2.34
23	VA Black Hills HCS (VAMC Fort Meade - 568 and VAMC Hot Springs - 568A4)	21	2.71	2.40	2.29	2.35	2.24	2.19	2.33	1.94
23	VAH&ROC Sioux Falls, SD - 438									
23	VAM&ROC Fargo, ND - 437	10	3.80	3.50	4.67	3.30	4.33	4.44	3.44	3.17
23	VAMC Minneapolis, MN - 618, and Superior, WI	18	3.08	2.92	3.50	2.94	2.27	2.47	2.25	2.86
23	VAMC St. Cloud, MN - 656									
23	VA Central Iowa HCS (VAMC Des Moines - 555, VAMC Knoxville - 555A4)	25	4.14	3.85	3.68	4.42	4.50	4.50	3.29	2.53
23	VA Nebraska Western Iowa HCS (VAMC Grand Island - 597A4 and VAMC Lincoln - 597)	9	3.63	3.50	3.63	3.11	2.50	2.78	3.44	2.00
23	VA Nebraska Western Iowa HCS (VAMC Omaha- 636)									
23	VAMC Iowa City, IA - 584	102	3.54	3.21	3.28	2.61	3.70	3.67	3.08	3.12

5 point scale: 1= unmet need ... 5 = met need

Appendix 1: 2008 CHALENG Needs Score by VA Facility - Homeless Veterans' Assessment

VISN	VA Facility - 2008 Name	Veteran Respondents N=	SSI/SSD Process	Guardianship (Financial)	Help Managing Money	Job Training	Job Placement	Help Getting ID/ Documents	Transportation
1	VA Boston HCS (VAMC Boston - 523 and VAMC W. Roxbury - 523A4), VAMC Brockton, MA - 523A5 and VAH Bedford, MA	46	3.46	3.00	3.47	3.00	2.88	3.83	3.41
1	VA Connecticut HCS (VAMC Newington and VAMC West Haven)	88	2.65	2.48	2.87	2.61	2.81	3.51	3.48
1	VAM&ROC Togus, ME - 402	147	2.90	2.73	3.04	2.71	2.88	3.57	3.50
1	VAM&ROC White River Junction, VT - 405	28	2.32	2.81	2.72	3.06	2.94	3.52	3.52
1	VAMC Manchester, NH - 608								
1	VAMC Northampton, MA - 631 (Leeds)								
1	VAMC Providence, RI - 650, Bristol, RI	28	3.42	3.33	3.64	3.70	3.69	4.00	4.07
2	VA Western New York HCS - (VAMC Batavia - 528A4 and VAMC Buffalo - 528)	26	3.15	3.20	3.50	2.90	3.00	3.74	3.48
2	VAMC Albany, NY - 500	81	2.95	2.79	3.42	3.54	3.82	3.83	3.73
2	VAMC Canandaigua, NY - 528A5, Bath, NY, Rochester, NY	25	3.13	2.64	2.62	3.17	3.04	3.33	3.08
2	VAMC Syracuse, NY - 670	9	3.44	2.86	3.67	3.38	3.29	3.89	4.44
3	VA Hudson Valley HCS (VAMC Castle Point - 620A4 and VAH Montrose - 620)	25	2.05	1.95	2.78	2.76	2.88	3.50	3.13
3	VA New Jersey HCS (VAMC East Orange - 561 and VAMC Lyons - 561A4)	76	2.49	2.80	3.51	2.88	3.38	3.74	3.53
3	VAMC Bronx, NY - 526, VA New York Harbor HCS (VAMC Brooklyn - 630A4 and VAMC New York - 630)	129	2.84	2.73	2.97	2.85	2.83	3.49	3.36
3	VAMC Northport, NY - 632	28	2.77	2.50	2.79	2.42	2.78	3.59	2.88
4	VA Pittsburgh HCS, PA (VAMC Pittsburgh (HD) - 646A5 and VAMC Pittsburgh (UD) - 646)								
4	VAM&ROC Wilmington, DE - 460	9	2.25	2.50	2.33	2.75	2.78	2.67	3.11
4	VAMC Altoona, PA - 503								
4	VAMC Butler, PA - 529								
4	VAMC Clarksburg, WV - 540	5	2.00	2.75	2.80	4.33	4.40	3.75	4.20
4	VAMC Coatesville - 542	37	2.88	2.65	3.26	3.09	3.03	3.89	3.36
4	VAMC Erie, PA - 562	1	1.00			2.00	2.00	3.00	4.00

5 point scale: 1= unmet need ... 5 = met need

Appendix 1: 2008 CHALENG Needs Score by VA Facility - Homeless Veterans' Assessment

VISN	VA Facility - 2008 Name	Veteran Respondents N=	SSI/SSD Process	Guardianship (Financial)	Help Managing Money	Job Training	Job Placement	Help Getting ID/ Documents	Transportation
4	VAMC Lebanon, PA - 595	2	2.00	2.00	3.00	2.50	2.50	4.00	2.50
4	VAMC Philadelphia, PA - 642	2	4.00	3.00	3.00	4.00	5.00	4.00	3.00
4	VAMC Wilkes-Barre, PA - 693	23	4.26	3.17	3.78	3.65	3.91	4.35	4.70
5	VA Maryland HCS (VAMC Baltimore - 512, VAMC Fort Howard - 512A4 and VAMC Perry Point - 512A5)	151	3.20	2.49	3.68	3.59	3.58	4.26	4.42
5	VAMC Martinsburg, WV - 613	47	2.73	2.20	2.76	2.63	2.73	3.43	3.35
5	VAMC Washington, DC - 688	55	2.80	2.64	3.70	3.10	3.31	3.87	3.81
6	VAMC Asheville, NC - 637	19	2.62	2.77	3.07	3.43	3.07	3.87	3.81
6	VAMC Beckley, WV - 517								
6	VAMC Durham, NC - 558	18	3.12	3.13	3.50	2.59	2.44	3.59	2.81
6	VAMC Fayetteville, NC - 565	8	3.13	3.29	3.00	3.13	3.29	3.88	4.13
6	VAMC Hampton, VA - 590	47	2.56	2.30	3.00	2.67	2.49	3.83	2.87
6	VAMC Richmond, VA - 652	13	2.18	1.82	2.42	3.18	3.25	5.00	4.54
6	VAMC Salem, VA - 658	24	3.56	2.30	3.75	3.41	3.32	4.52	3.68
6	VAMC Salisbury, NC - 659	48	2.55	2.49	2.78	2.47	2.54	3.29	3.38
7	VA Central Alabama HCS (VAMC Montgomery - 619 and VAMC Tuskegee - 619A4)	41	2.38	2.68	3.00	3.38	3.57	3.94	4.00
7	VAMC - Augusta, GA - 509	14	2.00	2.80	2.64	3.38	3.79	3.58	3.10
7	VAMC Atlanta, GA - 508 (Decatur, GA)	123	2.51	2.45	3.15	2.68	2.70	3.79	3.61
7	VAMC Birmingham, AL - 521	27	2.69	3.06	2.95	2.95	3.23	3.43	3.75
7	VAMC Charleston, SC - 534	55	3.31	2.95	3.76	3.39	3.63	3.90	4.28
7	VAMC Columbia, SC - 544	20	2.53	2.65	2.76	3.00	2.60	3.89	3.15
7	VAMC Dublin, GA - 557	54	2.73	2.71	3.79	2.96	3.38	3.85	3.20
7	VAMC Tuscaloosa, AL - 679	64	2.72	2.26	3.16	2.71	2.72	3.38	3.26
8	VA North Florida/South Georgia HCS (VAMC Gainesville - 573 and VAMC Lake City - 573A4)	89	2.49	2.43	2.84	2.64	3.05	3.44	3.46
8	VAH Tampa, FL - 673	31	2.63	2.68	3.28	3.13	3.14	3.73	3.07
8	VAMC Bay Pines - 516	90	2.37	2.58	3.09	3.06	2.93	3.75	3.37
8	VAMC Miami, FL - 546	65	2.68	2.79	3.22	2.66	2.89	3.80	3.72
8	VAMC West Palm Beach, FL - 548	23	3.06	3.38	3.74	3.37	3.55	3.76	4.27
8	VAMC San Juan, PR - 672	11	2.00	1.80	2.50	2.70	3.18	2.33	2.22

5 point scale: 1= unmet need ... 5 = met need

Appendix 1: 2008 CHALENG Needs Score by VA Facility - Homeless Veterans' Assessment

VISN	VA Facility - 2008 Name	Veteran Respondents N=	SSI/SSD Process	Guardianship (Financial)	Help Managing Money	Job Training	Job Placement	Help Getting ID/ Documents	Transportation
8	VAMC Orlando, FL-675	145	2.31	2.59	3.07	2.70	2.98	3.90	3.29
9	VAMC Huntington, WV - 581	9	3.13	3.25	3.00	3.38	3.38	4.13	3.38
9	VAMC Lexington, KY - 596	32	3.03	2.79	3.06	3.25	3.53	3.91	3.66
9	VAMC Louisville, KY - 603	76	2.56	2.59	3.05	2.93	3.08	3.72	3.92
9	VAMC Memphis, TN - 614	84	2.45	2.73	3.61	2.97	3.24	4.25	4.00
9	VAMC Mountain Home, TN - 621	67	2.55	2.47	3.00	2.71	3.48	3.97	3.90
9	VAMC Nashville, TN - 626 (Nashville and Murfreesboro)	50	2.24	2.28	3.24	3.09	3.80	4.37	4.18
10	VAMC Chillicothe, OH - 538	17	2.33	2.00	2.93	2.82	2.76	3.31	3.47
10	VAMC Cincinnati, OH - 539 (Ft. Thomas, KY)	58	2.58	2.60	2.91	2.63	2.89	3.44	3.43
10	VAMC Cleveland, OH - 541 (Brecksville, OH)	146	2.60	2.63	3.00	2.78	2.87	3.96	3.54
10	VAMC Dayton, OH - 552	32	3.04	3.63	3.25	3.00	3.21	4.32	3.70
10	VAOPC Columbus, OH - 757 (Grove City, OH)	22	2.71	2.00	3.00	2.81	2.85	3.73	3.14
11	VAOPC Toledo, OH and VA Ann Arbor HCS, MI - 506	29	3.54	3.14	3.86	3.38	3.43	4.44	4.73
11	VA Northern Indiana HCS (VAMC Fort Wayne - 610A4 and VAMC Marion - 610)								
11	VAMC Battle Creek, MI - 515	107	2.96	2.90	3.06	3.02	3.10	3.83	3.55
11	VAMC Danville, IL - 550	45	3.00	3.22	3.54	3.35	3.68	3.79	4.19
11	VAMC Detroit, MI - 553	34	2.89	2.35	3.41	2.97	3.58	3.68	3.52
11	VAMC Indianapolis - 583	49	2.31	2.43	2.82	3.11	2.85	3.70	3.76
11	VAMC Saginaw, MI - 655								
12	VAH Hines, IL - 578 and VA Chicago HCS (VAMC Chicago (LS) - 537A4 and VAMC Chicago (WS) - 537)	76	2.73	2.39	3.04	2.70	2.88	3.53	3.62
12	VAH Madison, WI - 607	30	2.96	3.09	3.04	2.78	3.17	3.69	4.07
12	VAMC Iron Mountain, MI - 585	1	5.00	5.00	5.00	5.00	5.00	5.00	5.00
12	VAMC Milwaukee, WI - 695	85	2.39	2.48	3.15	2.74	3.00	3.54	3.03
12	VAMC North Chicago, IL - 556	17	3.33	3.00	3.88	3.33	4.29	4.35	4.24
12	VAMC Tomah, WI - 676	58	2.78	3.03	3.51	2.70	3.04	3.60	2.98

5 point scale: 1= unmet need ... 5 = met need

Appendix 1: 2008 CHALENG Needs Score by VA Facility - Homeless Veterans' Assessment

VISN	VA Facility - 2008 Name	Veteran Respondents N=	SSI/SSD Process	Guardianship (Financial)	Help Managing Money	Job Training	Job Placement	Help Getting ID/ Documents	Transportation
15	VA Eastern Kansas HCS (VAMC Leavenworth - 677A4)	166	2.51	2.58	2.99	2.64	2.95	3.46	2.83
15	VAH Columbia, MO - 543	22	2.69	2.80	3.19	3.32	3.53	3.63	3.21
15	VAM&ROC Wichita, KS - 452	32	2.64	2.56	2.60	2.26	2.04	3.83	3.35
15	VAMC Kansas City, MO - 589	42	3.75	3.68	4.12	3.95	4.10	4.45	4.02
15	VAMC Marion, IL - 609	8	2.43	2.71	3.00	2.71	2.14	3.57	2.29
15	VAMC Poplar Bluff, MO - 647	7	1.43	2.33	2.43	2.43	2.57	3.57	2.57
15	VAMC St. Louis, MO - 657	20	2.40	2.69	2.88	2.33	2.00	2.90	2.25
15	VAMC Topeka - 677	25	3.13	2.43	3.42	2.88	3.13	3.58	3.48
16	VA Central Arkansas HCS - 598	29	2.32	2.81	3.61	2.96	3.00	3.54	3.70
16	VA Gulf Coast HCS - 520, Biloxi, MS, Pensacola, FL	22	2.25	2.36	2.53	2.47	2.19	2.95	2.89
16	VAMC Alexandria, LA - 502	45	3.15	2.85	2.90	2.58	2.88	3.29	3.19
16	VAMC Fayetteville, AR - 564	35	1.88	1.52	3.21	2.44	3.42	3.18	3.88
16	VAMC Houston, TX - 580	117	2.73	2.49	3.16	2.94	3.15	3.71	3.77
16	VAMC Jackson, MS - 586	63	2.81	2.56	2.71	2.92	3.27	3.95	4.33
16	VAMC New Orleans, LA - 629	52	2.84	2.61	3.58	3.11	3.09	4.18	4.16
16	VAMC Oklahoma City, OK - 635	31	2.54	2.39	3.83	3.28	3.34	3.87	3.73
16	VAMC Shreveport, LA - 667	75	3.76	3.90	3.97	3.95	3.93	4.21	4.32
16	VAMC Muskogee, OK- 623 (Tulsa, OK)	22	2.67	2.44	2.37	2.71	3.10	3.05	2.55
17	VA Central Texas HCS (VAMC Marlin - 674A5, VAMC Temple - 674, VAMC Waco - 674A4 and VAOPC Austin - 674BY)	38	2.79	2.26	2.85	2.59	3.34	3.74	3.59
17	VA North Texas HCS (VAMC Bonham - 549A4 and VAMC Dallas - 549)	410	2.44	2.55	3.09	2.70	2.91	3.55	3.06
17	VA South Texas Veterans HCS (VA OPC Corpus Christi, TX - 671BZ)	2	3.00	5.00	1.00	4.50	4.00	1.00	3.00
17	VA South Texas Veterans HCS (VAMC Kerrville - 671A4 and VAH San Antonio - 671)	48	2.46	2.70	3.05	3.13	4.00	4.05	3.72
18	El Paso VA HCS, TX - 756	17	2.75	2.86	3.56	3.50	3.56	3.94	4.13
18	VA New Mexico HCS - 501								
18	VA Northern Arizona HCS - 649	44	2.23	2.18	2.78	2.76	2.88	3.52	3.17
18	VA Southern Arizona HCS - 678	49	3.77	3.19	3.54	3.14	3.51	4.04	4.33

5 point scale: 1= unmet need ... 5 = met need

Appendix 1: 2008 CHALENG Needs Score by VA Facility - Homeless Veterans' Assessment

VISN	VA Facility - 2008 Name	Veteran Respondents N=	SSI/SSD Process	Guardianship (Financial)	Help Managing Money	Job Training	Job Placement	Help Getting ID/ Documents	Transportation
18	VAMC Amarillo, TX - 504	17	3.67	3.25	3.35	3.12	3.53	3.41	3.06
18	VA West Texas HCS - 519								
18	VAMC Phoenix, AZ - 644	132	2.60	2.53	3.06	2.66	3.10	3.73	3.68
19	VA Montana HCS (VAM&ROC Ft. Harrison - 436 and VA Eastern Montana HCS - 436A4), Miles City, MT	36	2.73	2.35	2.44	2.89	2.79	3.17	3.26
19	VA Southern Colorado HCS, (Colorado Springs-567)	7	3.14	2.71	3.71	3.29	2.86	3.71	4.00
19	VAM&ROC Cheyenne, WY - 442	14	2.11	3.22	3.30	2.42	3.00	4.00	3.50
19	VA Eastern Colorado HCS (VAMC Denver - 554)	46	2.46	2.11	2.38	2.26	2.31	3.31	3.05
19	VAMC Grand Junction, CO - 575								
19	VAMC Salt Lake City, UT - 660	35	3.66	3.20	3.64	3.21	3.10	4.00	3.40
19	VAMC Sheridan, WY - 666	37	1.90	2.08	2.93	2.52	3.06	3.06	2.09
20	VA Alaska HCS & RO - 463	28	4.00	3.80	4.00	3.54	3.54	4.12	3.76
20	VA DOM White City, OR - 692	87	2.88	2.65	2.91	2.54	2.61	3.40	3.41
20	VA Puget Sound HCS (VAMC American Lake - 663A4 and VAMC Seattle, WA - 663), Tacoma, WA	121	2.58	2.46	2.96	2.78	3.12	3.80	3.67
20	VA Roseburg HCS, OR - 653 (Eugene, OR)	68	2.63	2.76	2.84	2.32	2.43	3.04	3.02
20	VAMC Boise, ID - 531								
20	VAMC Portland, OR - 648	26	2.88	2.24	2.48	2.73	2.81	2.88	2.92
20	VAMC Spokane, WA - 668	82	3.15	3.13	3.00	3.03	3.32	3.66	3.18
20	VAMC Walla Walla, WA - 687	8	2.86	3.33	4.38	3.00	3.50	3.63	4.13
21	VA Central California HCS, CA - 570	8	3.63	2.71	3.13	2.63	2.75	4.25	3.75
21	VA Northern California HCS - 612 (Martinez, Oakland and Sacramento)	11	3.55	2.36	2.27	2.09	2.50	2.64	2.55
21	VA Palo Alto HCS (VAMC Livermore - 640A4 and VAMC Palo Alto - 640), Menlo Park, CA	97	3.04	2.56	3.37	3.61	3.68	4.11	3.77
21	VA Sierra Nevada HCS, NV - 654	7	1.50	1.80	1.75	2.20	2.83	3.00	2.86
21	VAM&ROC Honolulu, HI - 459	30	2.89	3.24	3.43	3.18	3.26	3.96	4.17
21	VAMC San Francisco, CA - 662	93	3.48	3.01	3.41	3.46	3.51	4.17	3.94

5 point scale: 1= unmet need ... 5 = met need

Appendix 1: 2008 CHALENG Needs Score by VA Facility - Homeless Veterans' Assessment

VISN	VA Facility - 2008 Name	Veteran Respondents N=	SSI/SSD Process	Guardianship (Financial)	Help Managing Money	Job Training	Job Placement	Help Getting ID/ Documents	Transportation
22	VA Greater Los Angeles HCS (VAOPC Los Angeles - 691GE, VAMC Sepulveda - 691A4 and VAMC West Los Angeles - 691)	217	2.73	2.54	3.35	2.77	2.80	3.78	3.59
22	VA Southern Nevada HCS - 593	169	2.97	2.76	3.38	3.04	3.26	3.92	3.77
22	VAMC Loma Linda, CA - 605	133	2.84	2.36	2.58	2.64	2.83	3.25	3.15
22	VAMC Long Beach, CA - 600	42	2.94	2.58	2.75	3.00	3.20	3.56	3.00
22	VAMC San Diego, CA - 664	235	2.40	2.50	2.82	3.08	3.12	3.63	3.73
23	VA Black Hills HCS (VAMC Fort Meade - 568 and VAMC Hot Springs - 568A4)	21	2.14	1.94	1.86	2.24	2.29	2.75	2.55
23	VAH&ROC Sioux Falls, SD - 438								
23	VAM&ROC Fargo, ND - 437	10	3.67	3.33	3.33	3.43	3.63	4.38	3.75
23	VAMC Minneapolis, MN - 618, and Superior, WI	18	2.54	2.77	2.62	2.87	2.57	3.44	3.17
23	VAMC St. Cloud, MN - 656								
23	VA Central Iowa HCS (VAMC Des Moines - 555, VAMC Knoxville - 555A4)	25	2.90	2.72	3.83	3.26	3.32	4.38	4.20
23	VA Nebraska Western Iowa HCS (VAMC Grand Island - 597A4 and VAMC Lincoln - 597)	9	2.38	2.50	3.13	3.50	3.50	3.56	4.00
23	VA Nebraska Western Iowa HCS (VAMC Omaha- 636)								
23	VAMC Iowa City, IA - 584	102	3.22	3.07	3.00	2.95	3.19	3.60	3.87

5 point scale: 1= unmet need ... 5 = met need

Appendix 1: 2008 CHALENG Needs Score by VA Facility - Homeless Veterans' Assessment

VISN	VA Facility - 2008 Name	Veteran Respondents N=	Education	Child care	Family Reconciliation	Discharge Upgrade	Spiritual	Incarcerated Veterans	Elder Healthcare	Credit Counseling
1	VA Boston HCS (VAMC Boston - 523 and VAMC W. Roxbury - 523A4), VAMC Brockton, MA - 523A5 and VAH Bedford, MA	46	3.21	2.91	2.77	2.94	3.50	3.22	2.94	2.83
1	VA Connecticut HCS (VAMC Newington and VAMC West Haven)	88	2.97	2.43	2.55	2.85	3.54	2.56	2.86	2.65
1	VAM&ROC Togus, ME - 402	147	3.25	2.63	2.62	2.99	3.48	2.78	3.06	2.68
1	VAM&ROC White River Junction, VT - 405	28	3.06	2.75	2.54	2.81	3.67	2.20	2.79	2.27
1	VAMC Manchester, NH - 608									
1	VAMC Northampton, MA - 631 (Leeds)									
1	VAMC Providence, RI - 650, Bristol, RI	28	3.50	2.96	3.16	3.58	3.92	3.22	3.80	2.83
2	VA Western New York HCS - (VAMC Batavia - 528A4 and VAMC Buffalo - 528)	26	3.14	3.25	3.00	3.37	3.43	3.05	2.75	2.72
2	VAMC Albany, NY - 500	81	3.69	3.10	2.89	3.44	3.74	2.98	3.18	2.75
2	VAMC Canandaigua, NY - 528A5, Bath, NY, Rochester, NY	25	3.13	2.55	2.36	2.61	3.41	2.36	2.85	2.95
2	VAMC Syracuse, NY - 670	9	3.89	3.13	3.88	3.29	3.78	3.14	3.43	3.13
3	VA Hudson Valley HCS (VAMC Castle Point - 620A4 and VAH Montrose - 620)	25	2.70	2.06	2.18	2.38	3.38	2.90	2.50	2.19
3	VA New Jersey HCS (VAMC East Orange - 561 and VAMC Lyons - 561A4)	76	3.07	2.39	2.83	2.82	4.13	2.83	2.65	3.34
3	VAMC Bronx, NY - 526, VA New York Harbor HCS (VAMC Brooklyn - 630A4 and VAMC New York - 630)	129	3.14	2.56	2.77	2.83	3.26	2.69	2.91	2.62
3	VAMC Northport, NY - 632	28	2.58	2.41	2.30	3.04	3.42	3.00	3.22	2.38
4	VA Pittsburgh HCS, PA (VAMC Pittsburgh (HD) - 646A5 and VAMC Pittsburgh (UD) - 646)									
4	VAM&ROC Wilmington, DE - 460	9	2.56	2.00	2.33	2.67	3.22	2.71	2.88	2.44
4	VAMC Altoona, PA - 503									
4	VAMC Butler, PA - 529									
4	VAMC Clarksburg, WV - 540	5	2.75	2.00	2.00	4.25	4.20	2.50	2.50	3.20
4	VAMC Coatesville - 542	37	3.49	2.23	2.86	3.45	4.31	3.11	3.54	2.55
4	VAMC Erie, PA - 562	1					3.00		4.00	

5 point scale: 1= unmet need ... 5 = met need

Appendix 1: 2008 CHALENG Needs Score by VA Facility - Homeless Veterans' Assessment

VISN	VA Facility - 2008 Name	Veteran Respondents N=	Education	Child care	Family Reconciliation	Discharge Upgrade	Spiritual	Incarcerated Veterans	Elder Healthcare	Credit Counseling
4	VAMC Lebanon, PA - 595	2	3.00	2.00	2.50	2.00	3.50	2.50	3.00	1.00
4	VAMC Philadelphia, PA - 642	2	3.00	1.00	2.00	2.00	4.00	2.00	3.00	3.00
4	VAMC Wilkes-Barre, PA - 693	23	3.52	2.45	3.14	3.48	4.74	2.91	4.26	3.70
5	VA Maryland HCS (VAMC Baltimore - 512, VAMC Fort Howard - 512A4 and VAMC Perry Point - 512A5)	151	4.06	2.32	2.94	2.96	4.24	3.14	3.07	3.49
5	VAMC Martinsburg, WV - 613	47	3.10	2.46	2.63	2.86	3.63	2.73	2.77	2.68
5	VAMC Washington, DC - 688	55	3.29	2.31	2.88	3.19	3.89	3.13	3.26	3.41
6	VAMC Asheville, NC - 637	19	3.20	3.00	2.64	2.83	3.93	2.58	3.18	2.92
6	VAMC Beckley, WV - 517									
6	VAMC Durham, NC - 558	18	2.69	3.33	3.56	3.44	2.75	3.33	3.67	2.69
6	VAMC Fayetteville, NC - 565	8	3.13	3.00	3.57	3.00	3.88	2.71	3.43	2.50
6	VAMC Hampton, VA - 590	47	2.76	2.00	2.43	2.49	3.77	2.55	2.95	2.49
6	VAMC Richmond, VA - 652	13	3.33	1.55	1.36	2.33	4.92	3.82	2.64	2.77
6	VAMC Salem, VA - 658	24	4.00	3.20	2.91	3.93	4.82	3.67	3.56	3.33
6	VAMC Salisbury, NC - 659	48	2.96	2.47	2.66	2.89	3.60	2.74	2.74	2.64
7	VA Central Alabama HCS (VAMC Montgomery - 619 and VAMC Tuskegee - 619A4)	41	3.45	2.25	2.73	2.96	4.19	3.29	2.86	2.59
7	VAMC - Augusta, GA - 509	14	3.20	2.56	3.00	3.00	3.77	2.40	3.22	2.55
7	VAMC Atlanta, GA - 508 (Decatur, GA)	123	3.10	2.77	2.63	2.69	4.01	3.02	2.87	2.99
7	VAMC Birmingham, AL - 521	27	3.05	3.64	3.13	3.29	3.95	3.23	4.00	3.05
7	VAMC Charleston, SC - 534	55	4.02	3.08	3.31	3.18	3.74	3.31	3.46	3.03
7	VAMC Columbia, SC - 544	20	2.79	2.53	2.94	2.69	3.39	2.76	2.67	2.67
7	VAMC Dublin, GA - 557	54	3.25	2.61	2.41	2.90	4.04	3.05	2.95	2.67
7	VAMC Tuscaloosa, AL - 679	64	3.13	2.50	2.60	2.38	3.76	2.64	2.90	2.41
8	VA North Florida/South Georgia HCS (VAMC Gainesville - 573 and VAMC Lake City - 573A4)	89	3.50	2.63	2.49	2.83	3.54	3.02	3.00	2.61
8	VAH Tampa, FL - 673	31	3.13	2.68	2.39	2.63	3.65	2.76	3.35	2.68
8	VAMC Bay Pines - 516	90	3.11	2.40	2.62	2.75	3.40	2.97	3.01	3.04
8	VAMC Miami, FL - 546	65	3.13	2.66	2.59	2.89	3.38	2.58	3.00	2.85
8	VAMC West Palm Beach, FL - 548	23	3.75	2.56	3.13	2.56	4.42	2.88	2.86	2.94
8	VAMC San Juan, PR - 672	11	2.44	2.11	2.56	1.80	3.56	1.67	2.18	1.50

5 point scale: 1= unmet need ... 5 = met need

Appendix 1: 2008 CHALENG Needs Score by VA Facility - Homeless Veterans' Assessment

VISN	VA Facility - 2008 Name	Veteran Respondents N=	Education	Child care	Family Reconciliation	Discharge Upgrade	Spiritual	Incarcerated Veterans	Elder Healthcare	Credit Counseling
8	VAMC Orlando, FL-675	145	2.78	2.32	2.35	2.49	3.44	2.48	2.71	2.66
9	VAMC Huntington, WV - 581	9	4.25	3.38	2.88	2.88	3.50	3.25	3.25	3.25
9	VAMC Lexington, KY - 596	32	3.16	2.53	2.48	2.84	3.88	2.93	3.21	2.77
9	VAMC Louisville, KY - 603	76	3.58	2.72	2.55	3.04	3.82	2.73	3.31	2.59
9	VAMC Memphis, TN - 614	84	3.69	2.82	3.03	3.26	4.20	3.17	3.26	3.34
9	VAMC Mountain Home, TN - 621	67	3.37	2.37	2.60	2.48	4.17	2.69	2.71	2.84
9	VAMC Nashville, TN - 626 (Nashville and Murfreesboro)	50	3.52	2.28	2.23	2.33	4.19	2.77	2.79	2.44
10	VAMC Chillicothe, OH - 538	17	3.06	3.18	2.71	3.14	3.88	3.13	3.14	2.73
10	VAMC Cincinnati, OH - 539 (Ft. Thomas, KY)	58	3.14	2.17	2.35	2.42	3.70	3.15	2.74	2.54
10	VAMC Cleveland, OH - 541 (Brecksville, OH)	146	2.99	2.46	2.65	2.62	3.86	2.73	2.84	2.85
10	VAMC Dayton, OH - 552	32	3.74	3.00	3.38	3.05	3.88	3.64	4.00	3.46
10	VAOPC Columbus, OH - 757 (Grove City, OH)	22	3.17	2.00	2.07	2.50	3.43	2.93	2.92	2.69
11	VAOPC Toledo, OH and VA Ann Arbor HCS, MI - 506	29	3.77	2.95	3.10	3.33	4.00	3.17	3.35	3.60
11	VA Northern Indiana HCS (VAMC Fort Wayne - 610A4 and VAMC Marion - 610)									
11	VAMC Battle Creek, MI - 515	107	3.55	3.18	3.09	3.17	3.67	3.18	3.22	3.20
11	VAMC Danville, IL - 550	45	3.83	2.93	3.31	3.47	4.21	3.06	3.10	3.28
11	VAMC Detroit, MI - 553	34	3.91	2.84	3.29	3.43	4.24	3.12	3.17	3.00
11	VAMC Indianapolis - 583	49	3.18	2.78	2.89	3.00	3.59	2.78	2.82	2.48
11	VAMC Saginaw, MI - 655									
12	VAH Hines, IL - 578 and VA Chicago HCS (VAMC Chicago (LS) - 537A4 and VAMC Chicago (WS) - 537)	76	3.31	2.55	2.47	2.74	3.96	2.58	3.08	2.46
12	VAH Madison, WI - 607	30	3.30	2.67	2.65	2.63	3.28	3.00	3.50	2.44
12	VAMC Iron Mountain, MI - 585	1	5.00	5.00	3.00	5.00	5.00	3.00	5.00	5.00
12	VAMC Milwaukee, WI - 695	85	3.13	2.44	2.64	2.94	3.25	2.73	2.96	2.96
12	VAMC North Chicago, IL - 556	17	3.63	2.86	2.79	3.53	4.12	3.20	3.07	3.27
12	VAMC Tomah, WI - 676	58	2.96	2.46	2.07	2.59	3.45	2.50	2.89	3.05

5 point scale: 1= unmet need ... 5 = met need

Appendix 1: 2008 CHALENG Needs Score by VA Facility - Homeless Veterans' Assessment

VISN	VA Facility - 2008 Name	Veteran Respondents N=	Education	Child care	Family Reconciliation	Discharge Upgrade	Spiritual	Incarcerated Veterans	Elder Healthcare	Credit Counseling
15	VA Eastern Kansas HCS (VAMC Leavenworth - 677A4)	166	2.89	2.04	2.42	2.96	3.91	2.55	2.72	2.37
15	VAH Columbia, MO - 543	22	2.76	2.29	2.62	2.75	3.82	2.94	3.14	3.06
15	VAM&ROC Wichita, KS - 452	32	3.04	2.76	2.75	3.48	3.35	2.87	3.00	2.74
15	VAMC Kansas City, MO - 589	42	4.08	3.53	3.72	3.97	4.19	4.00	4.06	3.52
15	VAMC Marion, IL - 609	8	2.67	3.00	2.71	3.67	3.86	3.67	3.67	2.71
15	VAMC Poplar Bluff, MO - 647	7	2.71	2.17	1.83	1.83	3.43	1.29	1.67	1.50
15	VAMC St. Louis, MO - 657	20	2.89	2.93	3.07	2.93	3.47	2.76	2.62	2.88
15	VAMC Topeka - 677	25	2.88	2.52	3.30	2.79	3.83	2.83	3.23	2.74
16	VA Central Arkansas HCS - 598	29	3.44	2.72	2.60	2.76	2.91	3.09	2.76	2.48
16	VA Gulf Coast HCS - 520, Biloxi, MS, Pensacola, FL	22	2.88	2.77	3.00	2.80	3.53	2.50	2.69	2.00
16	VAMC Alexandria, LA - 502	45	3.37	2.51	2.74	2.90	3.60	2.64	2.85	2.63
16	VAMC Fayetteville, AR - 564	35	3.00	1.46	1.80	2.22	3.91	1.63	1.73	1.63
16	VAMC Houston, TX - 580	117	3.01	2.53	2.54	2.67	3.62	2.57	3.01	2.89
16	VAMC Jackson, MS - 586	63	3.31	2.46	2.74	2.67	4.51	2.71	3.17	2.67
16	VAMC New Orleans, LA - 629	52	3.76	2.27	2.87	3.09	4.24	3.00	2.72	3.34
16	VAMC Oklahoma City, OK - 635	31	3.41	2.70	2.64	2.50	3.58	3.07	3.07	2.82
16	VAMC Shreveport, LA - 667	75	4.13	3.92	3.03	3.86	4.31	3.97	3.94	1.96
16	VAMC Muskogee, OK- 623 (Tulsa, OK)	22	2.55	1.81	2.31	2.44	3.33	2.56	2.19	1.83
17	VA Central Texas HCS (VAMC Marlin - 674A5, VAMC Temple - 674, VAMC Waco - 674A4 and VAOPC Austin - 674BY)	38	2.73	2.27	2.52	2.67	3.52	3.05	2.52	2.73
17	VA North Texas HCS (VAMC Bonham - 549A4 and VAMC Dallas - 549)	410	2.73	2.40	2.43	2.70	3.53	2.60	2.78	2.75
17	VA South Texas Veterans HCS (VA OPC Corpus Christi, TX - 671BZ)	2		3.00		1.00		3.00		4.00
17	VA South Texas Veterans HCS (VAMC Kerrville - 671A4 and VAH San Antonio - 671)	48	3.15	2.78	2.53	2.86	3.48	3.11	3.06	2.68
18	El Paso VA HCS, TX - 756	17	4.19	2.64	2.50	2.50	3.43	2.25	3.27	2.54
18	VA New Mexico HCS - 501									
18	VA Northern Arizona HCS - 649	44	3.23	2.34	2.34	2.29	3.52	2.69	2.67	2.74
18	VA Southern Arizona HCS - 678	49	3.05	3.10	3.00	3.41	3.56	3.31	3.34	3.09

5 point scale: 1= unmet need ... 5 = met need

Appendix 1: 2008 CHALENG Needs Score by VA Facility - Homeless Veterans' Assessment

VISN	VA Facility - 2008 Name	Veteran Respondents N=	Education	Child care	Family Reconciliation	Discharge Upgrade	Spiritual	Incarcerated Veterans	Elder Healthcare	Credit Counseling
18	VAMC Amarillo, TX - 504	17	3.47	3.38	3.00	3.53	4.18	3.20	3.63	3.20
18	VA West Texas HCS - 519									
18	VAMC Phoenix, AZ - 644	132	3.19	2.54	2.70	2.81	3.37	2.84	2.88	3.09
19	VA Montana HCS (VAM&ROC Ft. Harrison - 436 and VA Eastern Montana HCS - 436A4), Miles City, MT	36	2.86	2.35	2.30	2.50	2.96	2.55	2.58	2.61
19	VA Southern Colorado HCS, (Colorado Springs-567)	7	3.17	3.14	3.83	3.00	3.29	3.29	3.71	3.29
19	VAM&ROC Cheyenne, WY - 442	14	3.73	3.00	2.25	2.70	4.22	3.25	2.88	2.33
19	VA Eastern Colorado HCS (VAMC Denver - 554)	46	2.68	2.36	2.18	2.26	2.82	2.19	2.46	2.13
19	VAMC Grand Junction, CO - 575									
19	VAMC Salt Lake City, UT - 660	35	3.63	2.74	2.88	3.40	3.52	3.24	3.69	3.70
19	VAMC Sheridan, WY - 666	37	2.58	1.74	1.58	2.38	3.54	2.26	2.40	2.27
20	VA Alaska HCS & RO - 463	28	3.68	3.84	3.74	4.00	4.52	3.81	3.75	3.60
20	VA DOM White City, OR - 692	87	3.15	2.12	2.23	3.15	4.10	2.49	2.95	2.60
20	VA Puget Sound HCS (VAMC American Lake - 663A4 and VAMC Seattle, WA - 663), Tacoma, WA	121	2.99	2.24	2.22	2.52	3.38	2.39	2.80	2.64
20	VA Roseburg HCS, OR - 653 (Eugene, OR)	68	2.92	2.55	2.59	2.90	3.34	2.68	2.82	2.50
20	VAMC Boise, ID - 531									
20	VAMC Portland, OR - 648	26	2.71	2.22	2.11	2.30	2.52	2.25	2.37	1.90
20	VAMC Spokane, WA - 668	82	3.25	2.68	3.04	3.19	3.15	2.83	3.31	3.06
20	VAMC Walla Walla, WA - 687	8	3.88	2.71	2.29	2.75	4.25	3.00	2.38	3.38
21	VA Central California HCS, CA - 570	8	3.38	2.14	2.25	2.50	2.13	2.50	3.13	2.00
21	VA Northern California HCS - 612 (Martinez, Oakland and Sacramento)	11	2.27	2.27	2.36	2.55	2.60	2.27	2.10	2.40
21	VA Palo Alto HCS (VAMC Livermore - 640A4 and VAMC Palo Alto - 640), Menlo Park, CA	97	3.56	2.45	2.95	3.27	3.75	3.13	3.06	3.28
21	VA Sierra Nevada HCS, NV - 654	7	2.00	1.40	1.20	1.40	2.00	2.00	2.00	1.40
21	VAM&ROC Honolulu, HI - 459	30	3.14	2.09	2.38	2.67	3.07	2.65	2.20	2.96
21	VAMC San Francisco, CA - 662	93	3.70	2.83	3.03	3.35	3.58	3.08	3.23	3.30

5 point scale: 1= unmet need ... 5 = met need

Appendix 1: 2008 CHALENG Needs Score by VA Facility - Homeless Veterans' Assessment

VISN	VA Facility - 2008 Name	Veteran Respondents N=	Education	Child care	Family Reconciliation	Discharge Upgrade	Spiritual	Incarcerated Veterans	Elder Healthcare	Credit Counseling
22	VA Greater Los Angeles HCS (VAOPC Los Angeles - 691GE, VAMC Sepulveda - 691A4 and VAMC West Los Angeles - 691)	217	3.17	2.41	2.63	2.60	3.53	2.86	2.88	2.69
22	VA Southern Nevada HCS - 593	169	3.23	2.40	2.54	2.95	3.30	2.76	2.94	3.37
22	VAMC Loma Linda, CA - 605	133	2.89	2.20	2.56	2.82	3.42	2.78	2.79	2.33
22	VAMC Long Beach, CA - 600	42	3.26	2.71	2.97	2.80	3.71	2.79	3.03	2.71
22	VAMC San Diego, CA - 664	235	3.25	2.48	2.55	2.43	3.24	2.82	2.60	2.72
23	VA Black Hills HCS (VAMC Fort Meade - 568 and VAMC Hot Springs - 568A4)	21	2.60	1.83	1.72	1.65	2.32	1.59	1.88	1.63
23	VAH&ROC Sioux Falls, SD - 438									
23	VAM&ROC Fargo, ND - 437	10	4.29	3.33	3.17	2.57	4.00	3.17	3.33	3.33
23	VAMC Minneapolis, MN - 618, and Superior, WI	18	2.58	2.40	2.50	2.62	3.23	2.33	3.09	2.27
23	VAMC St. Cloud, MN - 656									
23	VA Central Iowa HCS (VAMC Des Moines - 555, VAMC Knoxville - 555A4)	25	3.71	3.06	3.29	3.67	3.82	3.50	3.12	3.55
23	VA Nebraska Western Iowa HCS (VAMC Grand Island - 597A4 and VAMC Lincoln - 597)	9	3.33	4.00	3.00	2.50	3.56	3.25	3.43	3.14
23	VA Nebraska Western Iowa HCS (VAMC Omaha- 636)									
23	VAMC Iowa City, IA - 584	102	3.60	2.90	2.93	2.83	3.19	2.76	3.00	2.72

5 point scale: 1= unmet need ... 5 = met need

Appendix 1: 2008 CHALENG Needs Score by VA Facility - Homeless Veterans' Assessment

VISN	VA Facility - 2008 Name	Veteran Respondents N=	Legal Child Support	Legal Warrants/ Fines	Social Network
1	VA Boston HCS (VAMC Boston - 523 and VAMC W. Roxbury - 523A4), VAMC Brockton, MA - 523A5 and VAH Bedford, MA	46	2.61	2.91	3.23
1	VA Connecticut HCS (VAMC Newington and VAMC West Haven)	88	2.61	3.02	3.09
1	VAM&ROC Togus, ME - 402	147	2.76	3.07	3.11
1	VAM&ROC White River Junction, VT - 405	28	2.54	2.94	3.14
1	VAMC Manchester, NH - 608				
1	VAMC Northampton, MA - 631 (Leeds)				
1	VAMC Providence, RI - 650, Bristol, RI	28	3.04	3.04	4.04
2	VA Western New York HCS - (VAMC Batavia - 528A4 and VAMC Buffalo - 528)	26	3.33	3.26	3.18
2	VAMC Albany, NY - 500	81	2.80	2.91	3.51
2	VAMC Canandaigua, NY - 528A5, Bath, NY, Rochester, NY	25	2.61	2.70	2.95
2	VAMC Syracuse, NY - 670	9	3.43	3.00	3.56
3	VA Hudson Valley HCS (VAMC Castle Point - 620A4 and VAH Montrose - 620)	25	2.05	2.26	2.43
3	VA New Jersey HCS (VAMC East Orange - 561 and VAMC Lyons - 561A4)	76	3.24	3.62	3.56
3	VAMC Bronx, NY - 526, VA New York Harbor HCS (VAMC Brooklyn - 630A4 and VAMC New York - 630)	129	2.60	2.67	3.10
3	VAMC Northport, NY - 632	28	2.62	2.33	2.73
4	VA Pittsburgh HCS, PA (VAMC Pittsburgh (HD) - 646A5 and VAMC Pittsburgh (UD) - 646)				
4	VAM&ROC Wilmington, DE - 460	9	2.11	2.44	2.56
4	VAMC Altoona, PA - 503				
4	VAMC Butler, PA - 529				
4	VAMC Clarksburg, WV - 540	5	2.00	3.25	3.80
4	VAMC Coatesville - 542	37	2.52	2.85	3.62
4	VAMC Erie, PA - 562	1			

5 point scale: 1= unmet need ... 5 = met need

Appendix 1: 2008 CHALENG Needs Score by VA Facility - Homeless Veterans' Assessment

VISN	VA Facility - 2008 Name	Veteran Respondents N=	Legal Child Support	Legal Warrants/ Fines	Social Network
4	VAMC Lebanon, PA - 595	2	1.00	1.50	1.50
4	VAMC Philadelphia, PA - 642	2	3.00	3.00	4.00
4	VAMC Wilkes-Barre, PA - 693	23	2.77	3.27	4.17
5	VA Maryland HCS (VAMC Baltimore - 512, VAMC Fort Howard - 512A4 and VAMC Perry Point - 512A5)	151	3.09	3.26	4.18
5	VAMC Martinsburg, WV - 613	47	2.17	2.24	3.26
5	VAMC Washington, DC - 688	55	2.88	3.02	3.39
6	VAMC Asheville, NC - 637	19	3.09	3.38	3.13
6	VAMC Beckley, WV - 517				
6	VAMC Durham, NC - 558	18	3.47	3.07	2.76
6	VAMC Fayetteville, NC - 565	8	2.50	2.57	2.75
6	VAMC Hampton, VA - 590	47	2.21	2.31	3.11
6	VAMC Richmond, VA - 652	13	1.64	2.33	4.08
6	VAMC Salem, VA - 658	24	3.70	4.00	4.30
6	VAMC Salisbury, NC - 659	48	2.65	2.45	2.89
7	VA Central Alabama HCS (VAMC Montgomery - 619 and VAMC Tuskegee - 619A4)	41	2.81	2.48	3.39
7	VAMC - Augusta, GA - 509	14	3.00	3.22	3.67
7	VAMC Atlanta, GA - 508 (Decatur, GA)	123	2.74	2.88	3.38
7	VAMC Birmingham, AL - 521	27	2.92	2.78	3.45
7	VAMC Charleston, SC - 534	55	2.64	3.10	3.67
7	VAMC Columbia, SC - 544	20	2.53	2.19	3.00
7	VAMC Dublin, GA - 557	54	2.61	2.93	3.60
7	VAMC Tuscaloosa, AL - 679	64	2.57	2.28	2.83
8	VA North Florida/South Georgia HCS (VAMC Gainesville - 573 and VAMC Lake City - 573A4)	89	2.46	2.33	2.85
8	VAH Tampa, FL - 673	31	2.63	2.65	3.39
8	VAMC Bay Pines - 516	90	2.38	2.49	3.09
8	VAMC Miami, FL - 546	65	2.63	2.63	3.36
8	VAMC West Palm Beach, FL - 548	23	3.18	3.06	3.59
8	VAMC San Juan, PR - 672	11	2.40	1.40	2.60

5 point scale: 1= unmet need ... 5 = met need

Appendix 1: 2008 CHALENG Needs Score by VA Facility - Homeless Veterans' Assessment

VISN	VA Facility - 2008 Name	Veteran Respondents N=	Legal Child Support	Legal Warrants/ Fines	Social Network
8	VAMC Orlando, FL-675	145	2.48	2.35	3.02
9	VAMC Huntington, WV - 581	9	3.25	3.13	3.63
9	VAMC Lexington, KY - 596	32	2.97	2.93	3.52
9	VAMC Louisville, KY - 603	76	2.58	2.71	3.43
9	VAMC Memphis, TN - 614	84	2.84	3.00	3.77
9	VAMC Mountain Home, TN - 621	67	2.48	2.61	3.33
9	VAMC Nashville, TN - 626 (Nashville and Murfreesboro)	50	2.30	2.68	3.60
10	VAMC Chillicothe, OH - 538	17	2.53	2.44	2.73
10	VAMC Cincinnati, OH - 539 (Ft. Thomas, KY)	58	2.39	2.38	3.07
10	VAMC Cleveland, OH - 541 (Brecksville, OH)	146	2.61	2.92	3.27
10	VAMC Dayton, OH - 552	32	3.27	3.57	3.78
10	VAOPC Columbus, OH - 757 (Grove City, OH)	22	2.56	2.35	3.00
11	VAOPC Toledo, OH and VA Ann Arbor HCS, MI - 506	29	2.67	3.65	3.90
11	VA Northern Indiana HCS (VAMC Fort Wayne - 610A4 and VAMC Marion - 610)				
11	VAMC Battle Creek, MI - 515	107	3.14	3.12	3.11
11	VAMC Danville, IL - 550	45	2.79	3.31	3.54
11	VAMC Detroit, MI - 553	34	3.17	2.93	3.54
11	VAMC Indianapolis - 583	49	2.74	2.79	3.22
11	VAMC Saginaw, MI - 655				
12	VAH Hines, IL - 578 and VA Chicago HCS (VAMC Chicago (LS) - 537A4 and VAMC Chicago (WS) - 537)	76	2.63	2.46	3.08
12	VAH Madison, WI - 607	30	2.75	2.70	3.48
12	VAMC Iron Mountain, MI - 585	1	1.00	5.00	5.00
12	VAMC Milwaukee, WI - 695	85	2.73	2.78	3.00
12	VAMC North Chicago, IL - 556	17	3.00	2.93	3.94
12	VAMC Tomah, WI - 676	58	2.47	2.82	2.66

5 point scale: 1= unmet need ... 5 = met need

Appendix 1: 2008 CHALENG Needs Score by VA Facility - Homeless Veterans' Assessment

VISN	VA Facility - 2008 Name	Veteran Respondents N=	Legal Child Support	Legal Warrants/ Fines	Social Network
15	VA Eastern Kansas HCS (VAMC Leavenworth - 677A4)	166	2.16	2.46	2.83
15	VAH Columbia, MO - 543	22	2.80	2.27	3.11
15	VAM&ROC Wichita, KS - 452	32	2.58	2.26	2.65
15	VAMC Kansas City, MO - 589	42	3.47	3.87	4.31
15	VAMC Marion, IL - 609	8	3.00	3.00	2.14
15	VAMC Poplar Bluff, MO - 647	7	1.75	1.33	1.86
15	VAMC St. Louis, MO - 657	20	2.56	2.76	3.25
15	VAMC Topeka - 677	25	2.60	3.04	3.96
16	VA Central Arkansas HCS - 598	29	3.00	3.00	3.00
16	VA Gulf Coast HCS - 520, Biloxi, MS, Pensacola, FL	22	2.47	1.86	2.19
16	VAMC Alexandria, LA - 502	45	2.56	2.44	2.90
16	VAMC Fayetteville, AR - 564	35	1.67	2.06	2.76
16	VAMC Houston, TX - 580	117	2.67	2.83	3.32
16	VAMC Jackson, MS - 586	63	2.52	2.45	3.25
16	VAMC New Orleans, LA - 629	52	2.79	3.10	3.76
16	VAMC Oklahoma City, OK - 635	31	2.67	3.07	3.07
16	VAMC Shreveport, LA - 667	75	1.91	2.01	4.00
16	VAMC Muskogee, OK- 623 (Tulsa, OK)	22	2.25	2.10	2.47
17	VA Central Texas HCS (VAMC Marlin - 674A5, VAMC Temple - 674, VAMC Waco - 674A4 and VAOPC Austin - 674BY)	38	2.09	2.14	3.04
17	VA North Texas HCS (VAMC Bonham - 549A4 and VAMC Dallas - 549)	410	2.52	2.65	3.07
17	VA South Texas Veterans HCS (VA OPC Corpus Christi, TX - 671BZ)	2	2.00	3.00	5.00
17	VA South Texas Veterans HCS (VAMC Kerrville - 671A4 and VAH San Antonio - 671)	48	2.75	2.92	3.14
18	El Paso VA HCS, TX - 756	17	2.75	3.27	3.86
18	VA New Mexico HCS - 501				
18	VA Northern Arizona HCS - 649	44	2.26	2.72	3.05
18	VA Southern Arizona HCS - 678	49	3.00	3.57	3.64

5 point scale: 1= unmet need ... 5 = met need

Appendix 1: 2008 CHALENG Needs Score by VA Facility - Homeless Veterans' Assessment

VISN	VA Facility - 2008 Name	Veteran Respondents N=	Legal Child Support	Legal Warrants/ Fines	Social Network
18	VAMC Amarillo, TX - 504	17	2.87	2.47	3.25
18	VA West Texas HCS - 519				
18	VAMC Phoenix, AZ - 644	132	2.47	2.82	3.23
19	VA Montana HCS (VAM&ROC Ft. Harrison - 436 and VA Eastern Montana HCS - 436A4), Miles City, MT	36	2.22	2.08	3.13
19	VA Southern Colorado HCS, (Colorado Springs-567)	7	3.29	3.14	3.71
19	VAM&ROC Cheyenne, WY - 442	14	2.86	2.29	3.10
19	VA Eastern Colorado HCS (VAMC Denver - 554)	46	2.03	2.14	2.18
19	VAMC Grand Junction, CO - 575				
19	VAMC Salt Lake City, UT - 660	35	2.76	2.52	3.48
19	VAMC Sheridan, WY - 666	37	2.04	2.00	3.06
20	VA Alaska HCS & RO - 463	28	3.14	3.67	3.96
20	VA DOM White City, OR - 692	87	2.13	2.61	3.28
20	VA Puget Sound HCS (VAMC American Lake - 663A4 and VAMC Seattle, WA - 663), Tacoma, WA	121	2.09	2.32	3.09
20	VA Roseburg HCS, OR - 653 (Eugene, OR)	68	2.58	2.67	2.93
20	VAMC Boise, ID - 531				
20	VAMC Portland, OR - 648	26	2.26	2.33	2.57
20	VAMC Spokane, WA - 668	82	2.81	2.74	2.96
20	VAMC Walla Walla, WA - 687	8	2.63	3.00	3.50
21	VA Central California HCS, CA - 570	8	2.25	2.25	2.50
21	VA Northern California HCS - 612 (Martinez, Oakland and Sacramento)	11	2.00	2.20	2.60
21	VA Palo Alto HCS (VAMC Livermore - 640A4 and VAMC Palo Alto - 640), Menlo Park, CA	97	2.94	3.06	3.45
21	VA Sierra Nevada HCS, NV - 654	7	1.40	1.40	2.33
21	VAM&ROC Honolulu, HI - 459	30	2.32	2.48	3.32
21	VAMC San Francisco, CA - 662	93	3.07	3.24	3.38

5 point scale: 1= unmet need ... 5 = met need

Appendix 1: 2008 CHALENG Needs Score by VA Facility - Homeless Veterans' Assessment

VISN	VA Facility - 2008 Name	Veteran Respondents N=	Legal Child Support	Legal Warrants/ Fines	Social Network
22	VA Greater Los Angeles HCS (VAOPC Los Angeles - 691GE, VAMC Sepulveda - 691A4 and VAMC West Los Angeles - 691)	217	2.64	3.15	2.90
22	VA Southern Nevada HCS - 593	169	2.81	2.96	3.26
22	VAMC Loma Linda, CA - 605	133	2.32	2.87	2.98
22	VAMC Long Beach, CA - 600	42	2.67	2.86	3.18
22	VAMC San Diego, CA - 664	235	2.57	3.11	3.08
23	VA Black Hills HCS (VAMC Fort Meade - 568 and VAMC Hot Springs - 568A4)	21	1.65	1.67	2.11
23	VAH&ROC Sioux Falls, SD - 438				
23	VAM&ROC Fargo, ND - 437	10	2.83	3.33	3.29
23	VAMC Minneapolis, MN - 618, and Superior, WI	18	3.08	2.58	2.92
23	VAMC St. Cloud, MN - 656				
23	VA Central Iowa HCS (VAMC Des Moines - 555, VAMC Knoxville - 555A4)	25	3.00	3.29	3.79
23	VA Nebraska Western Iowa HCS (VAMC Grand Island - 597A4 and VAMC Lincoln - 597)	9	3.14	3.00	3.25
23	VA Nebraska Western Iowa HCS (VAMC Omaha- 636)				
23	VAMC Iowa City, IA - 584	102	3.05	2.72	3.18

5 point scale: 1= unmet need ... 5 = met need

Appendix 2: 2008 CHALENG Needs Score by VA Facility - Provider (VA and Community) Assessment

VISN	VA Facility - 2008 Name	Provider Respondents N=	Hygiene	Food	Clothing	Emergency Shelter	Transitional Housing	Permanent Housing	Detox	Substance Abuse Treatment
1	VA Boston HCS (VAMC Boston - 523 and VAMC W. Roxbury - 523A4), VAMC Brockton, MA - 523A5 and VAH Bedford, MA	32	3.28	3.38	3.24	3.13	3.13	2.55	3.41	3.45
1	VA Connecticut HCS (VAMC Newington and VAMC West Haven)	122	3.05	3.37	3.25	2.94	2.68	2.41	3.10	3.30
1	VAM&ROC Togus, ME - 402	34	2.93	3.43	3.20	2.83	2.26	2.29	2.74	3.00
1	VAM&ROC White River Junction, VT - 405	39	3.03	3.47	3.45	2.62	2.06	1.76	2.79	3.03
1	VAMC Manchester, NH - 608	28	3.19	3.89	3.52	3.26	3.15	2.30	2.78	3.15
1	VAMC Northampton, MA - 631 (Leeds)	34	3.28	3.55	3.56	3.81	3.88	2.97	3.48	3.88
1	VAMC Providence, RI - 650, Bristol, RI	10	3.00	2.90	2.90	3.00	3.40	2.50	3.50	3.50
2	VA Western New York HCS - (VAMC Batavia - 528A4 and VAMC Buffalo - 528)	79	2.94	3.40	3.32	2.70	2.67	2.62	3.35	3.54
2	VAMC Albany, NY - 500	49	3.82	3.95	4.05	3.46	3.48	2.98	3.38	3.83
2	VAMC Canandaigua, NY - 528A5, Bath, NY, Rochester, NY	25	3.43	3.76	3.30	3.43	3.10	2.70	3.77	3.86
2	VAMC Syracuse, NY - 670	41	3.57	3.76	3.64	3.14	2.97	2.78	3.62	3.86
3	VA Hudson Valley HCS (VAMC Castle Point - 620A4 and VAH Montrose - 620)	35	3.34	3.73	3.38	3.37	2.79	2.29	3.38	3.88
3	VA New Jersey HCS (VAMC East Orange - 561 and VAMC Lyons - 561A4)	9	4.11	4.56	4.44	4.67	4.56	4.11	4.11	4.56
3	VAMC Bronx, NY - 526, VA New York Harbor HCS (VAMC Brooklyn - 630A4 and VAMC New York - 630)	98	3.16	3.30	3.18	3.23	3.06	2.85	3.44	3.63
3	VAMC Northport, NY - 632	38	3.45	3.70	3.61	3.65	3.34	2.88	3.18	3.65
4	VA Pittsburgh HCS, PA (VAMC Pittsburgh (HD) - 646A5 and VAMC Pittsburgh (UD) - 646)	88	3.40	3.83	3.47	3.24	3.16	2.80	3.56	3.99
4	VAM&ROC Wilmington, DE - 460	22	3.00	3.32	3.27	3.14	2.55	2.32	3.27	3.55
4	VAMC Altoona, PA - 503	33	3.10	3.77	3.57	2.97	2.62	2.60	3.57	3.83
4	VAMC Butler, PA - 529	57	3.30	3.59	3.44	2.93	3.00	2.70	3.52	3.70
4	VAMC Clarksburg, WV - 540	40	3.36	3.75	3.84	3.46	3.22	2.86	3.03	3.35
4	VAMC Coatesville - 542	42	3.90	4.15	3.63	3.54	3.27	2.56	4.00	4.02
4	VAMC Erie, PA - 562	40	2.68	3.37	3.29	3.20	3.06	2.82	3.41	3.44

5 point scale: 1= unmet need ... 5 = met need

Appendix 2: 2008 CHALENG Needs Score by VA Facility - Provider (VA and Community) Assessment

VISN	VA Facility - 2008 Name	Provider Respondents N=	Hygiene	Food	Clothing	Emergency Shelter	Transitional Housing	Permanent Housing	Detox	Substance Abuse Treatment
4	VAMC Lebanon, PA - 595	34	3.48	3.77	3.68	3.26	2.83	2.53	3.28	3.78
4	VAMC Philadelphia, PA - 642	52	3.21	3.48	3.21	3.19	2.88	2.13	3.21	3.50
4	VAMC Wilkes-Barre, PA - 693	75	3.43	3.90	3.76	3.36	3.21	2.86	3.48	3.54
5	VA Maryland HCS (VAMC Baltimore - 512, VAMC Fort Howard - 512A4 and VAMC Perry Point - 512A5)	3	4.33	4.33	3.50	4.00	4.00	2.00	3.00	4.33
5	VAMC Martinsburg, WV - 613	30	3.18	3.36	3.33	3.19	3.26	3.04	3.43	3.64
5	VAMC Washington, DC - 688	27	3.33	3.67	3.38	3.12	3.19	2.69	3.42	3.31
6	VAMC Asheville, NC - 637	29	3.46	3.85	3.77	3.15	2.96	2.12	3.08	3.08
6	VAMC Beckley, WV - 517	27	2.83	3.08	2.92	3.04	2.50	2.17	3.08	3.13
6	VAMC Durham, NC - 558	24	2.67	3.00	2.67	2.83	2.50	2.50	3.67	3.33
6	VAMC Fayetteville, NC - 565	34	2.58	2.94	2.74	2.55	2.77	2.00	2.23	2.40
6	VAMC Hampton, VA - 590	39	3.56	3.38	3.36	2.35	2.66	1.97	2.97	3.42
6	VAMC Richmond, VA - 652	9	4.13	4.29	4.00	2.38	3.63	2.13	3.13	4.50
6	VAMC Salem, VA - 658	10	3.30	3.67	2.89	4.11	3.44	2.44	3.56	3.89
6	VAMC Salisbury, NC - 659	84	2.92	3.28	3.16	2.87	2.73	2.35	2.88	2.97
7	VA Central Alabama HCS (VAMC Montgomery - 619 and VAMC Tuskegee - 619A4)	54	3.78	3.82	3.69	3.18	3.27	2.74	3.63	3.84
7	VAMC - Augusta, GA - 509	31	3.28	3.55	3.38	2.83	2.53	2.16	3.24	3.45
7	VAMC Atlanta, GA - 508 (Decatur, GA)	21	3.29	3.53	3.56	3.24	3.00	2.94	3.06	3.35
7	VAMC Birmingham, AL - 521	24	3.20	3.53	3.40	3.00	3.18	2.56	3.19	3.31
7	VAMC Charleston, SC - 534	34	3.77	4.00	3.94	3.45	3.39	2.66	3.65	3.81
7	VAMC Columbia, SC - 544	38	3.05	3.51	3.33	2.74	3.00	2.64	3.06	3.33
7	VAMC Dublin, GA - 557	33	3.61	3.68	3.55	2.97	2.23	2.39	3.13	3.52
7	VAMC Tuscaloosa, AL - 679	35	3.73	3.91	3.94	3.69	3.64	3.38	3.52	3.94
8	VA North Florida/South Georgia HCS (VAMC Gainesville - 573 and VAMC Lake City - 573A4)	91	3.21	3.55	3.46	2.45	2.39	2.28	2.85	2.90
8	VAH Tampa, FL - 673	30	3.04	3.19	3.19	2.16	2.43	2.00	2.80	3.23
8	VAMC Bay Pines - 516	27	3.00	3.62	3.24	2.76	2.72	2.38	2.84	3.20
8	VAMC Miami, FL - 546	68	3.03	3.60	3.28	3.11	2.90	2.37	3.19	3.27
8	VAMC West Palm Beach, FL - 548	37	3.36	3.44	3.21	2.21	2.82	2.00	3.47	3.41
8	VAMC San Juan, PR - 672	9	3.86	3.86	3.57	3.43	2.71	2.50	3.29	3.29

5 point scale: 1= unmet need ... 5 = met need

Appendix 2: 2008 CHALENG Needs Score by VA Facility - Provider (VA and Community) Assessment

VISN	VA Facility - 2008 Name	Provider Respondents N=	Hygiene	Food	Clothing	Emergency Shelter	Transitional Housing	Permanent Housing	Detox	Substance Abuse Treatment
8	VAMC Orlando, FL-675	74	2.78	3.02	3.14	2.40	2.65	2.24	2.52	2.74
9	VAMC Huntington, WV - 581	22	2.95	3.10	3.20	3.00	2.10	2.05	2.58	3.00
9	VAMC Lexington, KY - 596	25	3.24	3.60	3.52	3.44	3.36	2.88	3.17	3.52
9	VAMC Louisville, KY - 603	81	3.39	3.98	3.58	3.75	3.32	2.58	3.48	3.81
9	VAMC Memphis, TN - 614	16	3.21	3.21	3.43	2.86	3.13	2.93	3.19	3.38
9	VAMC Mountain Home, TN - 621	10	4.00	4.20	4.00	3.90	3.90	3.30	3.10	3.00
9	VAMC Nashville, TN - 626 (Nashville and Murfreesboro)	37	3.74	4.20	3.77	3.69	3.77	2.97	3.67	3.64
10	VAMC Chillicothe, OH - 538	55	2.89	3.51	3.32	2.52	2.07	2.02	2.59	2.98
10	VAMC Cincinnati, OH - 539 (Ft. Thomas, KY)	29	3.52	3.52	3.21	3.48	3.39	2.96	3.52	3.72
10	VAMC Cleveland, OH - 541 (Brecksville, OH)	23	3.57	3.87	3.55	3.95	3.57	2.96	3.65	4.04
10	VAMC Dayton, OH - 552	12	3.58	4.25	4.25	4.08	3.67	3.18	3.58	3.75
10	VAOPC Columbus, OH - 757 (Grove City, OH)	27	3.04	3.64	3.72	3.92	3.38	2.88	3.62	3.73
11	VAOPC Toledo, OH and VA Ann Arbor HCS, MI - 506	27	3.67	3.93	3.67	3.15	3.11	3.00	3.52	3.56
11	VA Northern Indiana HCS (VAMC Fort Wayne - 610A4 and VAMC Marion - 610)	34	3.10	3.39	3.31	2.77	2.55	2.55	3.13	3.29
11	VAMC Battle Creek, MI - 515	38	3.23	3.83	3.48	3.35	3.20	3.07	3.52	3.48
11	VAMC Danville, IL - 550	41	3.55	3.49	3.59	3.28	2.95	2.56	2.81	3.13
11	VAMC Detroit, MI - 553	42	3.44	3.65	3.40	3.38	3.23	2.70	3.46	3.60
11	VAMC Indianapolis - 583	28	3.52	3.59	3.26	2.48	3.30	2.70	2.71	3.50
11	VAMC Saginaw, MI - 655	3	3.33	3.33	3.67	4.00	3.67	3.33	3.67	3.67
12	VAH Hines, IL - 578 and VA Chicago HCS (VAMC Chicago (LS) - 537A4 and VAMC Chicago (WS) - 537)	12	3.17	2.92	3.42	2.58	2.50	1.67	2.58	3.08
12	VAH Madison, WI - 607	34	3.63	3.80	3.80	3.24	3.56	2.67	2.76	3.16
12	VAMC Iron Mountain, MI - 585	22	3.24	3.52	3.57	3.65	2.71	2.71	3.38	3.57
12	VAMC Milwaukee, WI - 695	89	3.40	3.69	3.62	3.42	2.92	2.32	3.11	3.24
12	VAMC North Chicago, IL - 556	23	3.41	3.96	3.70	3.05	3.22	2.57	3.57	3.50
12	VAMC Tomah, WI - 676	15	3.58	3.83	3.75	3.00	3.25	2.67	3.00	3.08

5 point scale: 1= unmet need ... 5 = met need

Appendix 2: 2008 CHALENG Needs Score by VA Facility - Provider (VA and Community) Assessment

VISN	VA Facility - 2008 Name	Provider Respondents N=	Hygiene	Food	Clothing	Emergency Shelter	Transitional Housing	Permanent Housing	Detox	Substance Abuse Treatment
15	VA Eastern Kansas HCS (VAMC Leavenworth - 677A4)	22	3.81	3.86	3.71	2.25	3.33	2.55	3.14	4.10
15	VAH Columbia, MO - 543	105	3.09	3.24	3.30	2.65	2.84	2.45	3.43	3.61
15	VAM&ROC Wichita, KS - 452	30	3.07	3.69	3.54	2.69	2.62	2.10	2.79	2.86
15	VAMC Kansas City, MO - 589	43	3.23	3.44	3.24	2.57	2.62	2.27	2.91	3.08
15	VAMC Marion, IL - 609	32	3.10	3.43	3.34	3.16	2.47	2.43	3.20	3.23
15	VAMC Poplar Bluff, MO - 647	27	2.62	3.10	3.05	2.65	1.76	1.95	3.00	3.05
15	VAMC St. Louis, MO - 657	24	3.43	3.48	3.22	2.70	2.61	2.04	3.09	3.50
15	VAMC Topeka - 677	21	3.24	3.76	3.90	3.86	3.10	3.10	3.71	3.48
16	VA Central Arkansas HCS - 598	31	3.46	3.77	3.54	3.37	3.30	2.92	3.80	4.00
16	VA Gulf Coast HCS - 520, Biloxi, MS, Pensacola, FL	9	3.11	4.00	3.75	2.89	2.89	2.33	3.00	3.22
16	VAMC Alexandria, LA - 502	65	3.69	3.75	3.82	3.51	3.10	2.52	3.36	3.47
16	VAMC Fayetteville, AR - 564	16	3.08	3.77	3.54	2.77	2.69	2.54	3.43	3.40
16	VAMC Houston, TX - 580	45	3.06	3.33	3.33	2.72	2.86	2.41	2.61	2.81
16	VAMC Jackson, MS - 586	47	3.72	3.96	3.76	3.63	3.72	2.80	3.80	3.96
16	VAMC New Orleans, LA - 629	24	3.52	3.90	3.43	3.09	3.45	2.78	2.70	3.61
16	VAMC Oklahoma City, OK - 635	31	3.33	3.53	3.47	3.33	3.03	2.73	3.23	3.40
16	VAMC Shreveport, LA - 667	48	3.74	3.79	3.70	3.64	3.60	2.98	3.91	3.96
16	VAMC Muskogee, OK- 623 (Tulsa, OK)	28	3.42	3.92	3.92	3.83	2.92	3.17	2.79	2.88
17	VA Central Texas HCS (VAMC Marlin - 674A5, VAMC Temple - 674, VAMC Waco - 674A4 and VAOPC Austin - 674BY)	51	2.96	3.12	3.06	2.69	2.63	2.20	3.12	3.31
17	VA North Texas HCS (VAMC Bonham - 549A4 and VAMC Dallas - 549)	69	3.07	3.27	3.10	3.02	2.71	2.61	3.17	3.30
17	VA South Texas Veterans HCS (VA OPC Corpus Christi, TX - 671BZ)	14	3.69	3.93	3.64	3.50	3.14	2.00	3.64	3.64
17	VA South Texas Veterans HCS (VAMC Kerrville - 671A4 and VAH San Antonio - 671)	35	3.41	3.75	3.63	3.41	3.44	3.00	3.28	3.19
18	El Paso VA HCS, TX - 756	23	3.39	3.74	3.30	3.78	3.17	2.48	3.26	3.22
18	VA New Mexico HCS - 501	25	2.90	3.13	3.00	2.48	2.22	1.73	2.73	3.00
18	VA Northern Arizona HCS - 649	47	3.09	3.40	3.31	2.51	2.37	1.93	2.98	3.76
18	VA Southern Arizona HCS - 678	41	3.84	3.62	3.70	3.31	3.27	2.75	3.81	3.95

5 point scale: 1= unmet need ... 5 = met need

Appendix 2: 2008 CHALENG Needs Score by VA Facility - Provider (VA and Community) Assessment

VISN	VA Facility - 2008 Name	Provider Respondents N=	Hygiene	Food	Clothing	Emergency Shelter	Transitional Housing	Permanent Housing	Detox	Substance Abuse Treatment
18	VAMC Amarillo, TX - 504	12	3.50	4.08	3.92	3.58	2.92	2.17	2.58	3.25
18	VA West Texas HCS - 519	25	2.91	3.52	3.48	2.25	2.17	2.00	2.46	2.79
18	VAMC Phoenix, AZ - 644	59	3.43	3.84	3.54	3.38	3.29	2.38	3.13	3.47
19	VA Montana HCS (VAM&ROC Ft. Harrison - 436 and VA Eastern Montana HCS - 436A4), Miles City, MT	18	2.44	2.81	3.06	2.88	2.31	1.56	2.18	2.13
19	VA Southern Colorado HCS, (Colorado Springs-567)	27	2.96	3.62	3.46	2.78	2.62	2.12	2.79	2.50
19	VAM&ROC Cheyenne, WY - 442	58	3.21	3.39	3.47	3.47	2.92	2.11	3.14	3.33
19	VA Eastern Colorado HCS (VAMC Denver - 554)	17	3.53	3.56	3.60	3.50	3.13	2.00	3.19	3.44
19	VAMC Grand Junction, CO - 575	4	3.25	3.25	3.75	3.25	2.50	1.75	4.00	4.00
19	VAMC Salt Lake City, UT - 660	48	3.46	3.73	3.49	2.73	2.83	2.45	3.24	3.20
19	VAMC Sheridan, WY - 666	14	4.08	4.38	4.46	4.54	3.58	2.58	4.50	4.17
20	VA Alaska HCS & RO - 463	22	3.00	3.40	3.40	3.00	3.00	2.53	2.94	3.17
20	VA DOM White City, OR - 692	18	3.07	3.31	3.50	2.87	3.31	3.00	3.13	3.88
20	VA Puget Sound HCS (VAMC American Lake - 663A4 and VAMC Seattle, WA - 663), Tacoma, WA	127	3.13	3.46	3.18	2.56	2.57	2.35	2.85	3.07
20	VA Roseburg HCS, OR - 653 (Eugene, OR)	52	2.88	3.00	3.27	2.69	2.59	2.38	2.49	2.96
20	VAMC Boise, ID - 531	11	3.64	3.91	3.91	3.73	3.18	3.00	2.91	2.91
20	VAMC Portland, OR - 648	45	3.32	3.48	3.29	2.34	2.27	2.02	2.73	2.89
20	VAMC Spokane, WA - 668	54	4.11	4.33	4.33	3.62	3.47	3.35	3.92	4.11
20	VAMC Walla Walla, WA - 687	14	3.42	3.83	3.92	2.38	3.92	3.42	2.23	3.00
21	VA Central California HCS, CA - 570	15	2.36	2.50	2.64	2.00	2.21	2.14	2.71	2.86
21	VA Northern California HCS - 612 (Martinez, Oakland and Sacramento)	11	2.80	3.50	3.00	3.00	3.30	2.56	2.20	2.40
21	VA Palo Alto HCS (VAMC Livermore - 640A4 and VAMC Palo Alto - 640), Menlo Park, CA	43	3.63	3.74	3.53	3.32	3.10	2.36	3.07	3.79
21	VA Sierra Nevada HCS, NV - 654	23	2.95	3.42	3.26	2.74	2.32	1.95	2.83	2.95
21	VAM&ROC Honolulu, HI - 459	30	2.85	2.93	2.89	2.26	2.22	1.93	2.15	2.73
21	VAMC San Francisco, CA - 662	6	2.50	3.00	2.75	2.33	3.40	1.50	3.50	3.75

5 point scale: 1= unmet need ... 5 = met need

Appendix 2: 2008 CHALENG Needs Score by VA Facility - Provider (VA and Community) Assessment

VISN	VA Facility - 2008 Name	Provider Respondents N=	Hygiene	Food	Clothing	Emergency Shelter	Transitional Housing	Permanent Housing	Detox	Substance Abuse Treatment
22	VA Greater Los Angeles HCS (VAOPC Los Angeles - 691GE, VAMC Sepulveda - 691A4 and VAMC West Los Angeles - 691)	74	3.71	4.10	3.78	3.58	3.62	2.78	3.59	3.97
22	VA Southern Nevada HCS - 593	68	3.15	3.09	3.09	2.44	3.05	2.49	3.17	3.15
22	VAMC Loma Linda, CA - 605	52	2.90	2.96	3.00	2.65	2.79	2.56	3.43	3.55
22	VAMC Long Beach, CA - 600	48	3.27	3.40	3.44	2.92	2.98	2.74	2.98	3.47
22	VAMC San Diego, CA - 664	49	3.23	3.51	3.17	2.41	3.23	2.29	3.15	3.60
23	VA Black Hills HCS (VAMC Fort Meade - 568 and VAMC Hot Springs - 568A4)	14	3.36	3.79	3.64	3.71	3.31	2.57	2.79	3.21
23	VAH&ROC Sioux Falls, SD - 438	37	3.35	3.82	3.63	3.22	2.78	2.21	3.30	3.03
23	VAM&ROC Fargo, ND - 437	50	3.75	4.15	4.13	3.88	3.58	3.21	3.85	3.63
23	VAMC Minneapolis, MN - 618, and Superior, WI									
23	VAMC St. Cloud, MN - 656	11	3.36	3.55	3.45	3.27	2.73	2.73	3.09	3.45
23	VA Central Iowa HCS (VAMC Des Moines - 555, VAMC Knoxville - 555A4)	53	3.39	3.63	3.51	3.24	3.06	2.69	3.47	3.65
23	VA Nebraska Western Iowa HCS (VAMC Grand Island - 597A4 and VAMC Lincoln - 597)	14	3.64	3.71	3.71	3.07	2.93	2.86	3.71	3.79
23	VA Nebraska Western Iowa HCS (VAMC Omaha- 636)	30	4.27	4.24	4.25	4.14	3.31	2.04	3.83	4.04
23	VAMC Iowa City, IA - 584	69	3.41	3.53	3.54	3.00	2.81	2.60	3.16	3.24

5 point scale: 1= unmet need ... 5 = met need

Appendix 2: 2008 CHALENG Needs Score by VA Facility - Provider (VA and Community) Assessment

VISN	VA Facility - 2008 Name	Provider Respondents N=	Emotional/ Psychiatric Services	Dual Diagnosis Treatment	Family Counseling	Medical Services	Women's Health Care	Help With Medication	Drop-in Center	AIDS/HIV Testing/ Counseling
1	VA Boston HCS (VAMC Boston - 523 and VAMC W. Roxbury - 523A4), VAMC Brockton, MA - 523A5 and VAH Bedford, MA	32	3.31	3.27	3.04	3.67	3.35	3.32	3.15	3.44
1	VA Connecticut HCS (VAMC Newington and VAMC West Haven)	122	3.26	3.19	2.96	3.47	3.07	3.25	2.93	3.43
1	VAM&ROC Togus, ME - 402	34	3.06	2.87	2.47	3.68	3.37	2.90	2.20	3.24
1	VAM&ROC White River Junction, VT - 405	39	3.12	2.97	2.84	3.53	3.28	3.31	3.34	3.45
1	VAMC Manchester, NH - 608	28	3.78	3.63	3.00	4.19	3.74	4.15	2.11	3.85
1	VAMC Northampton, MA - 631 (Leeds)	34	3.69	3.56	2.77	4.00	3.35	3.56	2.87	3.27
1	VAMC Providence, RI - 650, Bristol, RI	10	3.50	3.20	2.50	4.00	3.50	3.70	3.10	3.20
2	VA Western New York HCS - (VAMC Batavia - 528A4 and VAMC Buffalo - 528)	79	3.39	3.28	3.15	3.75	3.32	3.22	3.27	3.66
2	VAMC Albany, NY - 500	49	3.84	3.79	3.08	4.10	3.51	3.47	3.31	3.67
2	VAMC Canandaigua, NY - 528A5, Bath, NY, Rochester, NY	25	3.77	3.67	2.85	3.81	3.20	3.65	3.16	3.67
2	VAMC Syracuse, NY - 670	41	3.39	3.27	3.08	3.78	3.39	3.42	2.72	3.62
3	VA Hudson Valley HCS (VAMC Castle Point - 620A4 and VAH Montrose - 620)	35	3.71	3.56	2.87	3.62	3.09	3.26	3.03	3.67
3	VA New Jersey HCS (VAMC East Orange - 561 and VAMC Lyons - 561A4)	9	4.67	4.44	4.11	4.67	4.44	4.56	3.67	4.44
3	VAMC Bronx, NY - 526, VA New York Harbor HCS (VAMC Brooklyn - 630A4 and VAMC New York - 630)	98	3.68	3.67	3.21	3.81	3.35	3.59	3.18	3.57
3	VAMC Northport, NY - 632	38	3.70	3.48	3.03	4.03	3.42	3.41	3.00	3.38
4	VA Pittsburgh HCS, PA (VAMC Pittsburgh (HD) - 646A5 and VAMC Pittsburgh (UD) - 646)	88	3.84	3.72	3.13	4.04	3.55	3.73	3.18	3.67
4	VAM&ROC Wilmington, DE - 460	22	3.36	3.29	3.09	3.91	3.65	3.55	2.57	3.48
4	VAMC Altoona, PA - 503	33	3.83	3.57	3.42	3.80	3.40	3.27	2.44	3.07
4	VAMC Butler, PA - 529	57	3.64	3.51	3.36	3.96	3.57	3.57	3.11	3.36
4	VAMC Clarksburg, WV - 540	40	3.59	3.27	3.08	3.92	3.65	3.59	3.30	3.35
4	VAMC Coatesville - 542	42	3.93	3.90	2.82	4.05	3.32	3.83	3.61	3.84
4	VAMC Erie, PA - 562	40	3.79	3.44	3.35	4.09	3.39	3.32	3.48	3.48

5 point scale: 1= unmet need ... 5 = met need

Appendix 2: 2008 CHALENG Needs Score by VA Facility - Provider (VA and Community) Assessment

VISN	VA Facility - 2008 Name	Provider Respondents N=	Emotional/ Psychiatric Services	Dual Diagnosis Treatment	Family Counseling	Medical Services	Women's Health Care	Help With Medication	Drop-in Center	AIDS/HIV Testing/ Counseling
4	VAMC Lebanon, PA - 595	34	3.41	2.96	2.85	3.93	3.33	3.36	2.61	3.48
4	VAMC Philadelphia, PA - 642	52	3.31	3.23	2.65	3.77	3.19	3.50	3.17	3.67
4	VAMC Wilkes-Barre, PA - 693	75	3.62	3.56	3.13	3.79	2.94	3.38	3.09	3.49
5	VA Maryland HCS (VAMC Baltimore - 512, VAMC Fort Howard - 512A4 and VAMC Perry Point - 512A5)	3	4.00	4.00	2.00	4.00	3.00	4.33	3.00	4.00
5	VAMC Martinsburg, WV - 613	30	3.79	3.57	2.93	3.89	3.35	3.56	2.78	3.54
5	VAMC Washington, DC - 688	27	3.24	3.04	2.75	3.92	3.17	3.33	2.91	3.42
6	VAMC Asheville, NC - 637	29	3.22	3.19	2.73	3.73	2.84	3.40	3.20	3.64
6	VAMC Beckley, WV - 517	27	3.63	3.54	2.79	3.71	3.42	3.50	2.92	3.33
6	VAMC Durham, NC - 558	24	3.50	2.83	2.40	3.67	3.33	3.00	2.33	3.33
6	VAMC Fayetteville, NC - 565	34	2.27	2.20	2.14	2.87	2.27	2.32	2.09	2.69
6	VAMC Hampton, VA - 590	39	3.38	3.50	2.95	3.77	3.36	3.49	2.49	3.67
6	VAMC Richmond, VA - 652	9	4.50	4.25	3.00	4.25	4.13	4.13	2.57	4.25
6	VAMC Salem, VA - 658	10	3.56	3.56	2.56	4.11	3.14	4.00	3.33	3.50
6	VAMC Salisbury, NC - 659	84	2.81	2.74	2.73	3.26	3.00	3.04	2.46	3.04
7	VA Central Alabama HCS (VAMC Montgomery - 619 and VAMC Tuskegee - 619A4)	54	3.84	3.57	3.44	4.08	3.21	4.18	3.02	3.55
7	VAMC - Augusta, GA - 509	31	3.41	3.45	2.97	3.79	3.45	3.59	2.79	3.83
7	VAMC Atlanta, GA - 508 (Decatur, GA)	21	3.06	3.33	2.82	2.69	3.13	3.29	2.94	2.76
7	VAMC Birmingham, AL - 521	24	3.25	3.13	3.50	3.93	3.40	3.40	3.07	3.36
7	VAMC Charleston, SC - 534	34	3.84	3.74	3.13	4.19	3.66	3.90	3.03	3.84
7	VAMC Columbia, SC - 544	38	3.32	3.18	3.00	3.71	3.10	3.37	2.58	3.34
7	VAMC Dublin, GA - 557	33	3.39	3.20	2.74	4.00	3.26	3.52	2.16	3.73
7	VAMC Tuscaloosa, AL - 679	35	4.09	3.97	3.56	4.22	3.87	4.06	3.09	3.87
8	VA North Florida/South Georgia HCS (VAMC Gainesville - 573 and VAMC Lake City - 573A4)	91	3.00	2.78	2.73	3.56	3.22	3.17	2.65	3.36
8	VAH Tampa, FL - 673	30	3.18	2.95	2.36	3.45	3.36	3.59	2.68	3.71
8	VAMC Bay Pines - 516	27	2.92	2.75	2.58	3.56	2.88	3.50	2.83	3.28
8	VAMC Miami, FL - 546	68	3.16	3.07	2.73	3.71	3.03	3.40	2.82	3.67
8	VAMC West Palm Beach, FL - 548	37	3.55	3.55	3.21	3.85	3.15	3.50	3.03	3.70
8	VAMC San Juan, PR - 672	9	3.43	3.00	3.43	3.71	3.57	3.83	3.83	3.83

5 point scale: 1= unmet need ... 5 = met need

Appendix 2: 2008 CHALENG Needs Score by VA Facility - Provider (VA and Community) Assessment

VISN	VA Facility - 2008 Name	Provider Respondents N=	Emotional/ Psychiatric Services	Dual Diagnosis Treatment	Family Counseling	Medical Services	Women's Health Care	Help With Medication	Drop-in Center	AIDS/HIV Testing/ Counseling
8	VAMC Orlando, FL-675	74	2.66	2.55	2.56	3.26	2.95	3.12	2.29	3.00
9	VAMC Huntington, WV - 581	22	3.00	2.80	2.45	3.50	3.00	3.16	2.45	2.90
9	VAMC Lexington, KY - 596	25	2.84	2.84	2.76	3.52	3.17	3.32	2.52	3.08
9	VAMC Louisville, KY - 603	81	3.59	3.30	2.86	3.78	3.28	3.46	3.44	3.83
9	VAMC Memphis, TN - 614	16	3.57	3.27	2.86	3.71	3.17	3.40	3.20	3.36
9	VAMC Mountain Home, TN - 621	10	3.20	2.90	2.67	3.89	3.17	3.90	3.10	3.78
9	VAMC Nashville, TN - 626 (Nashville and Murfreesboro)	37	3.47	3.37	3.03	3.89	3.51	4.00	3.42	3.33
10	VAMC Chillicothe, OH - 538	55	3.16	2.89	3.10	3.44	3.09	3.11	2.30	3.04
10	VAMC Cincinnati, OH - 539 (Ft. Thomas, KY)	29	3.71	3.61	3.14	3.69	3.30	3.45	3.45	3.41
10	VAMC Cleveland, OH - 541 (Brecksville, OH)	23	4.13	3.91	3.26	4.22	3.64	4.13	3.09	3.87
10	VAMC Dayton, OH - 552	12	3.75	3.83	2.91	4.33	3.00	3.36	3.55	4.00
10	VAOPC Columbus, OH - 757 (Grove City, OH)	27	3.65	3.58	3.08	3.73	3.13	3.58	2.69	3.65
11	VAOPC Toledo, OH and VA Ann Arbor HCS, MI - 506	27	3.58	3.46	3.23	3.84	3.04	3.69	3.19	3.38
11	VA Northern Indiana HCS (VAMC Fort Wayne - 610A4 and VAMC Marion - 610)	34	3.35	3.19	3.00	3.44	2.91	3.16	2.97	3.10
11	VAMC Battle Creek, MI - 515	38	3.41	3.43	3.31	3.83	3.25	3.33	3.64	3.43
11	VAMC Danville, IL - 550	41	3.03	2.84	2.78	3.54	2.97	3.17	3.14	3.69
11	VAMC Detroit, MI - 553	42	3.60	3.23	3.15	3.67	3.39	3.47	2.97	3.54
11	VAMC Indianapolis - 583	28	3.68	3.39	3.14	4.33	3.15	3.63	3.15	3.54
11	VAMC Saginaw, MI - 655	3	3.67	3.67	3.67	4.00	3.67	4.00	3.33	4.00
12	VAH Hines, IL - 578 and VA Chicago HCS (VAMC Chicago (LS) - 537A4 and VAMC Chicago (WS) - 537)	12	3.25	3.00	2.18	4.08	3.42	3.58	2.67	3.75
12	VAH Madison, WI - 607	34	3.48	3.17	3.30	3.96	3.50	3.58	3.26	3.83
12	VAMC Iron Mountain, MI - 585	22	3.67	3.43	3.52	3.86	3.55	3.67	2.19	3.45
12	VAMC Milwaukee, WI - 695	89	3.04	2.98	2.94	3.70	3.19	3.15	2.78	3.27
12	VAMC North Chicago, IL - 556	23	3.64	3.48	3.27	4.00	3.52	3.74	3.64	3.73
12	VAMC Tomah, WI - 676	15	3.27	3.18	2.82	3.91	3.73	3.91	2.55	3.45

5 point scale: 1= unmet need ... 5 = met need

Appendix 2: 2008 CHALENG Needs Score by VA Facility - Provider (VA and Community) Assessment

VISN	VA Facility - 2008 Name	Provider Respondents N=	Emotional/ Psychiatric Services	Dual Diagnosis Treatment	Family Counseling	Medical Services	Women's Health Care	Help With Medication	Drop-in Center	AIDS/HIV Testing/ Counseling
15	VA Eastern Kansas HCS (VAMC Leavenworth - 677A4)	22	4.19	4.05	3.24	3.90	3.81	3.48	2.71	3.76
15	VAH Columbia, MO - 543	105	3.49	3.32	3.12	3.64	3.32	3.34	2.87	3.30
15	VAM&ROC Wichita, KS - 452	30	3.10	2.97	2.66	3.38	2.93	3.10	2.79	3.07
15	VAMC Kansas City, MO - 589	43	2.97	2.91	2.56	3.21	2.64	2.94	2.66	3.18
15	VAMC Marion, IL - 609	32	3.45	3.21	3.28	3.83	3.52	3.27	2.36	3.42
15	VAMC Poplar Bluff, MO - 647	27	2.95	2.81	3.05	3.10	3.00	2.86	2.05	3.14
15	VAMC St. Louis, MO - 657	24	3.36	3.09	2.74	3.83	3.52	3.48	2.57	3.27
15	VAMC Topeka - 677	21	3.86	3.62	3.33	3.50	3.35	2.95	3.24	3.76
16	VA Central Arkansas HCS - 598	31	3.76	3.71	3.12	3.92	3.58	3.67	4.20	3.68
16	VA Gulf Coast HCS - 520, Biloxi, MS, Pensacola, FL	9	3.22	3.00	2.89	3.22	3.22	3.11	2.33	3.44
16	VAMC Alexandria, LA - 502	65	3.52	3.21	3.22	3.77	3.63	3.57	2.90	3.64
16	VAMC Fayetteville, AR - 564	16	3.27	3.14	2.77	3.71	3.50	3.69	3.00	3.50
16	VAMC Houston, TX - 580	45	3.17	3.06	3.03	3.75	3.22	3.19	2.83	3.60
16	VAMC Jackson, MS - 586	47	3.78	3.76	3.33	4.17	3.66	4.00	3.11	3.91
16	VAMC New Orleans, LA - 629	24	3.48	3.52	3.10	3.61	2.75	3.59	3.30	3.55
16	VAMC Oklahoma City, OK - 635	31	3.43	3.27	3.03	3.77	3.14	3.72	2.73	3.50
16	VAMC Shreveport, LA - 667	48	3.78	3.41	3.24	4.04	3.78	3.89	3.04	3.78
16	VAMC Muskogee, OK- 623 (Tulsa, OK)	28	3.25	3.00	3.14	3.59	2.90	3.57	3.27	3.58
17	VA Central Texas HCS (VAMC Marlin - 674A5, VAMC Temple - 674, VAMC Waco - 674A4 and VAOPC Austin - 674BY)	51	3.27	3.04	2.65	3.47	3.12	3.24	2.67	3.31
17	VA North Texas HCS (VAMC Bonham - 549A4 and VAMC Dallas - 549)	69	3.38	3.30	2.90	3.75	3.42	3.49	3.10	3.57
17	VA South Texas Veterans HCS (VA OPC Corpus Christi, TX - 671BZ)	14	3.57	3.36	3.14	3.14	2.79	3.07	2.86	3.57
17	VA South Texas Veterans HCS (VAMC Kerrville - 671A4 and VAH San Antonio - 671)	35	3.34	3.19	3.06	3.78	3.34	3.28	3.16	3.52
18	El Paso VA HCS, TX - 756	23	3.57	3.39	3.00	3.61	3.00	3.14	2.68	3.59
18	VA New Mexico HCS - 501	25	2.87	2.73	2.91	3.64	3.10	3.18	2.55	3.35
18	VA Northern Arizona HCS - 649	47	3.42	3.32	2.48	3.69	3.07	3.45	2.14	3.37
18	VA Southern Arizona HCS - 678	41	3.68	3.51	2.91	3.86	3.33	3.49	2.97	3.61

5 point scale: 1= unmet need ... 5 = met need

Appendix 2: 2008 CHALENG Needs Score by VA Facility - Provider (VA and Community) Assessment

VISN	VA Facility - 2008 Name	Provider Respondents N=	Emotional/ Psychiatric Services	Dual Diagnosis Treatment	Family Counseling	Medical Services	Women's Health Care	Help With Medication	Drop-in Center	AIDS/HIV Testing/ Counseling
18	VAMC Amarillo, TX - 504	12	2.75	2.67	2.83	3.17	3.83	3.17	3.25	2.92
18	VA West Texas HCS - 519	25	2.50	2.46	2.52	3.00	2.67	2.74	1.78	2.57
18	VAMC Phoenix, AZ - 644	59	3.17	3.00	2.77	3.76	3.19	3.31	2.71	3.20
19	VA Montana HCS (VAM&ROC Ft. Harrison - 436 and VA Eastern Montana HCS - 436A4), Miles City, MT	18	2.69	2.19	2.40	3.33	3.00	3.00	1.87	2.57
19	VA Southern Colorado HCS, (Colorado Springs-567)	27	2.38	2.38	2.54	3.00	2.69	2.52	2.64	2.88
19	VAM&ROC Cheyenne, WY - 442	58	3.25	3.00	2.92	3.51	3.18	3.39	2.71	3.00
19	VA Eastern Colorado HCS (VAMC Denver - 554)	17	3.31	3.25	2.75	3.94	2.75	3.19	3.00	3.60
19	VAMC Grand Junction, CO - 575	4	4.25	3.50	3.00	4.00	3.50	3.50	1.75	3.00
19	VAMC Salt Lake City, UT - 660	48	3.27	3.10	2.86	3.88	3.26	3.45	3.00	3.48
19	VAMC Sheridan, WY - 666	14	4.33	4.33	3.40	4.33	3.92	4.08	3.20	4.10
20	VA Alaska HCS & RO - 463	22	2.70	2.72	2.78	3.47	3.11	3.16	2.58	3.84
20	VA DOM White City, OR - 692	18	3.63	3.63	3.00	3.56	3.38	3.63	3.13	3.20
20	VA Puget Sound HCS (VAMC American Lake - 663A4 and VAMC Seattle, WA - 663), Tacoma, WA	127	3.10	2.90	2.55	3.45	2.96	3.10	2.72	3.15
20	VA Roseburg HCS, OR - 653 (Eugene, OR)	52	2.82	2.54	2.60	3.06	2.66	2.81	2.36	2.73
20	VAMC Boise, ID - 531	11	3.00	2.91	3.18	3.82	3.64	3.82	3.27	3.27
20	VAMC Portland, OR - 648	45	2.77	2.71	2.48	3.48	2.98	3.00	2.58	3.29
20	VAMC Spokane, WA - 668	54	4.06	3.36	3.50	4.06	3.76	3.62	1.94	4.13
20	VAMC Walla Walla, WA - 687	14	2.33	2.46	2.67	3.00	2.92	3.33	1.92	3.18
21	VA Central California HCS, CA - 570	15	2.86	2.77	2.50	3.17	2.92	3.00	1.83	2.67
21	VA Northern California HCS - 612 (Martinez, Oakland and Sacramento)	11	2.90	2.40	2.11	3.20	2.73	2.89	3.10	2.90
21	VA Palo Alto HCS (VAMC Livermore - 640A4 and VAMC Palo Alto - 640), Menlo Park, CA	43	3.49	3.36	2.59	3.93	3.67	3.62	3.12	3.53
21	VA Sierra Nevada HCS, NV - 654	23	2.84	2.74	2.67	3.42	2.94	3.11	2.95	3.53
21	VAM&ROC Honolulu, HI - 459	30	2.78	2.65	2.62	3.54	2.92	3.15	2.44	3.08
21	VAMC San Francisco, CA - 662	6	3.00	3.00	2.33	4.25	3.25	3.25	2.80	4.33

5 point scale: 1= unmet need ... 5 = met need

Appendix 2: 2008 CHALENG Needs Score by VA Facility - Provider (VA and Community) Assessment

VISN	VA Facility - 2008 Name	Provider Respondents N=	Emotional/ Psychiatric Services	Dual Diagnosis Treatment	Family Counseling	Medical Services	Women's Health Care	Help With Medication	Drop-in Center	AIDS/HIV Testing/ Counseling
22	VA Greater Los Angeles HCS (VAOPC Los Angeles - 691GE, VAMC Sepulveda - 691A4 and VAMC West Los Angeles - 691)	74	3.59	3.46	2.85	4.03	3.62	3.88	3.39	3.85
22	VA Southern Nevada HCS - 593	68	3.03	3.00	2.72	3.58	3.22	3.51	2.03	3.55
22	VAMC Loma Linda, CA - 605	52	3.48	3.33	3.36	3.57	3.42	3.42	2.87	3.30
22	VAMC Long Beach, CA - 600	48	3.48	3.27	3.13	3.85	3.48	3.46	3.08	3.64
22	VAMC San Diego, CA - 664	49	3.45	3.43	2.90	3.77	3.28	3.45	2.94	3.81
23	VA Black Hills HCS (VAMC Fort Meade - 568 and VAMC Hot Springs - 568A4)	14	3.21	2.71	2.50	3.57	3.00	3.00	1.69	2.55
23	VAH&ROC Sioux Falls, SD - 438	37	3.39	3.00	2.90	3.78	3.56	3.45	2.97	3.63
23	VAM&ROC Fargo, ND - 437	50	3.85	3.50	3.08	4.06	3.63	3.75	2.70	3.57
23	VAMC Minneapolis, MN - 618, and Superior, WI									
23	VAMC St. Cloud, MN - 656	11	3.18	3.18	2.82	3.91	3.36	3.55	2.91	3.36
23	VA Central Iowa HCS (VAMC Des Moines - 555, VAMC Knoxville - 555A4)	53	3.67	3.57	3.11	3.98	3.51	3.30	2.80	3.46
23	VA Nebraska Western Iowa HCS (VAMC Grand Island - 597A4 and VAMC Lincoln - 597)	14	3.29	3.36	3.50	3.71	3.86	3.43	3.00	3.43
23	VA Nebraska Western Iowa HCS (VAMC Omaha- 636)	30	3.86	3.74	3.64	3.97	3.96	4.00	3.50	4.11
23	VAMC Iowa City, IA - 584	69	3.22	3.09	3.00	3.47	3.30	3.17	2.89	3.13

5 point scale: 1= unmet need ... 5 = met need

Appendix 2: 2008 CHALENG Needs Score by VA Facility - Provider (VA and Community) Assessment

VISN	VA Facility - 2008 Name	Provider Respondents N=	TB Testing	TB Treatment	Hepatitis C Testing	Dental Care	Eye Care	Glasses	VA Disability/Pension	Welfare Payments
1	VA Boston HCS (VAMC Boston - 523 and VAMC W. Roxbury - 523A4), VAMC Brockton, MA - 523A5 and VAH Bedford, MA	32	3.54	3.62	3.58	2.72	3.11	3.11	2.93	3.18
1	VA Connecticut HCS (VAMC Newington and VAMC West Haven)	122	3.51	3.49	3.51	2.55	2.91	2.85	3.28	3.01
1	VAM&ROC Togus, ME - 402	34	3.28	2.96	3.31	1.97	2.47	2.43	3.10	2.93
1	VAM&ROC White River Junction, VT - 405	39	3.53	3.38	3.44	2.35	2.55	2.48	3.10	2.94
1	VAMC Manchester, NH - 608	28	4.08	3.96	4.08	2.22	3.00	2.96	3.52	2.71
1	VAMC Northampton, MA - 631 (Leeds)	34	3.57	3.35	3.53	3.09	3.09	3.16	3.41	3.16
1	VAMC Providence, RI - 650, Bristol, RI	10	3.20	3.10	3.20	2.70	3.00	3.10	3.60	2.60
2	VA Western New York HCS - (VAMC Batavia - 528A4 and VAMC Buffalo - 528)	79	3.66	3.68	3.65	2.96	3.13	3.08	3.43	3.23
2	VAMC Albany, NY - 500	49	3.91	3.73	3.74	3.39	3.81	3.72	3.68	3.43
2	VAMC Canandaigua, NY - 528A5, Bath, NY, Rochester, NY	25	3.89	3.74	3.63	3.15	3.45	3.33	3.60	3.32
2	VAMC Syracuse, NY - 670	41	3.78	3.69	3.73	2.94	3.09	3.00	3.89	3.06
3	VA Hudson Valley HCS (VAMC Castle Point - 620A4 and VAH Montrose - 620)	35	3.76	3.64	3.70	2.94	3.41	3.45	3.42	2.88
3	VA New Jersey HCS (VAMC East Orange - 561 and VAMC Lyons - 561A4)	9	4.56	4.56	4.67	4.00	4.22	4.33	4.22	4.11
3	VAMC Bronx, NY - 526, VA New York Harbor HCS (VAMC Brooklyn - 630A4 and VAMC New York - 630)	98	3.74	3.66	3.70	3.03	3.35	3.44	3.36	3.14
3	VAMC Northport, NY - 632	38	3.67	3.47	3.58	3.22	3.41	3.33	3.22	3.15
4	VA Pittsburgh HCS, PA (VAMC Pittsburgh (HD) - 646A5 and VAMC Pittsburgh (UD) - 646)	88	3.93	3.68	3.82	2.98	3.06	3.04	3.58	3.22
4	VAM&ROC Wilmington, DE - 460	22	3.57	3.45	3.50	2.52	2.95	2.82	3.14	3.00
4	VAMC Altoona, PA - 503	33	3.41	3.29	3.46	2.79	3.00	3.00	3.69	3.68
4	VAMC Butler, PA - 529	57	3.50	3.40	3.51	3.00	3.11	3.00	3.49	3.42
4	VAMC Clarksburg, WV - 540	40	3.69	3.61	3.67	2.84	2.95	2.92	3.86	3.42
4	VAMC Coatesville - 542	42	4.39	4.18	4.26	2.65	3.54	3.60	3.30	2.74
4	VAMC Erie, PA - 562	40	3.79	3.64	3.67	2.63	3.00	3.00	3.94	3.45

5 point scale: 1= unmet need ... 5 = met need

Appendix 2: 2008 CHALENG Needs Score by VA Facility - Provider (VA and Community) Assessment

VISN	VA Facility - 2008 Name	Provider Respondents N=	TB Testing	TB Treatment	Hepatitis C Testing	Dental Care	Eye Care	Glasses	VA Disability/ Pension	Welfare Payments
4	VAMC Lebanon, PA - 595	34	3.44	3.46	3.43	3.00	2.85	2.81	3.67	3.27
4	VAMC Philadelphia, PA - 642	52	3.77	3.69	3.69	3.08	3.19	3.15	3.35	3.23
4	VAMC Wilkes-Barre, PA - 693	75	3.66	3.63	3.57	2.86	2.99	3.01	3.53	3.65
5	VA Maryland HCS (VAMC Baltimore - 512, VAMC Fort Howard - 512A4 and VAMC Perry Point - 512A5)	3	4.00	4.00	4.00	3.00	4.00	4.00	2.00	2.00
5	VAMC Martinsburg, WV - 613	30	3.74	3.70	3.63	2.61	2.93	2.82	3.46	2.96
5	VAMC Washington, DC - 688	27	3.76	3.58	3.71	2.84	3.16	3.17	3.54	3.12
6	VAMC Asheville, NC - 637	29	3.79	3.83	3.79	2.28	3.20	3.26	3.40	3.43
6	VAMC Beckley, WV - 517	27	3.54	3.38	3.54	2.58	3.08	3.00	3.42	2.96
6	VAMC Durham, NC - 558	24	3.67	3.83	3.50	2.50	2.40	2.60	2.80	2.40
6	VAMC Fayetteville, NC - 565	34	2.90	2.79	2.68	1.90	2.21	2.38	3.07	2.62
6	VAMC Hampton, VA - 590	39	3.57	3.50	3.61	2.24	2.82	2.71	3.55	2.95
6	VAMC Richmond, VA - 652	9	4.13	4.13	4.13	1.88	3.75	3.63	3.88	3.00
6	VAMC Salem, VA - 658	10	3.50	3.50	3.13	2.70	2.89	2.67	3.78	2.89
6	VAMC Salisbury, NC - 659	84	3.03	2.97	3.01	2.55	2.83	2.80	3.22	3.04
7	VA Central Alabama HCS (VAMC Montgomery - 619 and VAMC Tuskegee - 619A4)	54	4.08	3.98	3.93	3.44	4.14	4.06	3.27	2.32
7	VAMC - Augusta, GA - 509	31	3.87	3.80	3.80	3.00	3.14	3.17	3.36	2.96
7	VAMC Atlanta, GA - 508 (Decatur, GA)	21	3.00	2.82	3.00	2.56	2.76	2.75	2.76	2.88
7	VAMC Birmingham, AL - 521	24	3.73	3.73	3.79	3.43	3.57	3.50	3.53	3.29
7	VAMC Charleston, SC - 534	34	4.09	4.09	4.06	3.28	3.53	3.56	3.81	3.31
7	VAMC Columbia, SC - 544	38	3.68	3.63	3.59	3.03	2.91	3.09	3.42	3.06
7	VAMC Dublin, GA - 557	33	3.90	3.84	3.55	3.03	2.94	3.03	3.41	2.69
7	VAMC Tuscaloosa, AL - 679	35	4.06	4.00	3.97	3.55	3.78	3.75	3.88	3.61
8	VA North Florida/South Georgia HCS (VAMC Gainesville - 573 and VAMC Lake City - 573A4)	91	3.37	3.24	3.38	2.45	3.04	3.08	3.29	2.97
8	VAH Tampa, FL - 673	30	3.95	3.81	3.77	2.16	3.05	3.09	3.45	3.05
8	VAMC Bay Pines - 516	27	3.32	3.16	3.04	2.48	2.76	2.76	3.25	2.83
8	VAMC Miami, FL - 546	68	3.58	3.44	3.29	2.72	3.13	3.05	3.44	2.98
8	VAMC West Palm Beach, FL - 548	37	3.73	3.73	3.73	2.52	3.12	3.12	3.58	3.34
8	VAMC San Juan, PR - 672	9	3.67	3.60	3.50	3.33	3.50	3.50	3.67	3.67

5 point scale: 1= unmet need ... 5 = met need

Appendix 2: 2008 CHALENG Needs Score by VA Facility - Provider (VA and Community) Assessment

VISN	VA Facility - 2008 Name	Provider Respondents N=	TB Testing	TB Treatment	Hepatitis C Testing	Dental Care	Eye Care	Glasses	VA Disability/ Pension	Welfare Payments
8	VAMC Orlando, FL-675	74	3.21	3.14	3.16	2.75	2.81	2.81	3.18	2.63
9	VAMC Huntington, WV - 581	22	3.50	3.30	3.25	2.85	3.05	2.95	3.45	3.30
9	VAMC Lexington, KY - 596	25	3.60	3.36	3.48	2.84	2.88	2.80	3.56	3.12
9	VAMC Louisville, KY - 603	81	4.14	3.86	3.75	2.95	2.91	2.78	3.44	3.12
9	VAMC Memphis, TN - 614	16	3.79	3.79	3.86	2.93	3.00	3.00	3.40	2.93
9	VAMC Mountain Home, TN - 621	10	3.40	3.13	3.00	2.00	2.50	2.60	3.67	3.33
9	VAMC Nashville, TN - 626 (Nashville and Murfreesboro)	37	3.81	3.56	3.47	3.42	3.28	3.03	3.44	3.00
10	VAMC Chillicothe, OH - 538	55	3.39	3.04	3.29	2.35	2.70	2.76	3.45	3.40
10	VAMC Cincinnati, OH - 539 (Ft. Thomas, KY)	29	3.38	3.38	3.34	2.86	3.00	2.97	3.48	3.15
10	VAMC Cleveland, OH - 541 (Brecksville, OH)	23	4.04	3.91	3.87	3.43	3.74	3.70	3.83	2.87
10	VAMC Dayton, OH - 552	12	3.92	3.92	3.75	3.08	3.17	3.00	3.92	3.50
10	VAOPC Columbus, OH - 757 (Grove City, OH)	27	4.00	3.85	3.85	2.96	3.58	3.42	3.62	3.24
11	VAOPC Toledo, OH and VA Ann Arbor HCS, MI - 506	27	3.81	3.60	3.52	3.12	3.42	3.50	3.32	2.76
11	VA Northern Indiana HCS (VAMC Fort Wayne - 610A4 and VAMC Marion - 610)	34	3.39	3.19	3.38	2.85	2.87	2.94	3.47	3.10
11	VAMC Battle Creek, MI - 515	38	3.52	3.35	3.36	3.00	3.23	3.39	3.80	3.24
11	VAMC Danville, IL - 550	41	3.66	3.57	3.50	2.51	2.92	2.78	3.29	3.03
11	VAMC Detroit, MI - 553	42	3.59	3.49	3.50	2.88	2.68	2.74	3.36	2.89
11	VAMC Indianapolis - 583	28	3.88	3.96	4.00	2.37	3.15	3.11	3.19	3.00
11	VAMC Saginaw, MI - 655	3	4.00	4.00	4.00	3.33	3.33	3.33	3.67	3.33
12	VAH Hines, IL - 578 and VA Chicago HCS (VAMC Chicago (LS) - 537A4 and VAMC Chicago (WS) - 537)	12	4.00	3.92	4.00	2.75	3.17	2.83	3.83	2.91
12	VAH Madison, WI - 607	34	3.96	3.87	4.00	2.83	3.08	3.17	3.70	3.14
12	VAMC Iron Mountain, MI - 585	22	3.62	3.43	3.60	2.33	2.48	2.60	3.57	3.24
12	VAMC Milwaukee, WI - 695	89	3.72	3.64	3.53	2.84	2.77	2.68	3.14	2.99
12	VAMC North Chicago, IL - 556	23	3.91	3.91	4.05	3.36	3.09	3.00	3.64	3.45
12	VAMC Tomah, WI - 676	15	3.64	3.45	3.55	2.92	3.33	3.27	3.82	3.00

5 point scale: 1= unmet need ... 5 = met need

Appendix 2: 2008 CHALENG Needs Score by VA Facility - Provider (VA and Community) Assessment

VISN	VA Facility - 2008 Name	Provider Respondents N=	TB Testing	TB Treatment	Hepatitis C Testing	Dental Care	Eye Care	Glasses	VA Disability/ Pension	Welfare Payments
15	VA Eastern Kansas HCS (VAMC Leavenworth - 677A4)	22	4.24	4.14	4.14	2.43	2.70	2.68	3.90	3.76
15	VAH Columbia, MO - 543	105	3.49	3.31	3.46	2.37	2.47	2.52	3.35	3.03
15	VAM&ROC Wichita, KS - 452	30	3.34	3.44	3.37	2.21	2.57	2.56	3.33	2.71
15	VAMC Kansas City, MO - 589	43	3.32	3.15	3.29	2.38	2.74	2.80	2.94	2.66
15	VAMC Marion, IL - 609	32	3.77	3.68	3.80	2.37	2.70	2.70	3.32	3.03
15	VAMC Poplar Bluff, MO - 647	27	3.29	3.05	3.24	2.38	2.29	2.38	2.74	2.76
15	VAMC St. Louis, MO - 657	24	3.61	3.32	3.35	2.59	3.00	3.00	3.17	2.91
15	VAMC Topeka - 677	21	3.33	3.19	3.38	2.14	2.62	2.67	3.62	3.38
16	VA Central Arkansas HCS - 598	31	3.90	3.81	3.77	3.00	3.27	3.17	3.92	3.33
16	VA Gulf Coast HCS - 520, Biloxi, MS, Pensacola, FL	9	3.33	3.00	3.33	2.67	3.00	3.44	3.67	3.44
16	VAMC Alexandria, LA - 502	65	3.67	3.64	3.68	2.46	2.84	2.87	3.56	3.10
16	VAMC Fayetteville, AR - 564	16	4.07	3.93	4.07	3.36	3.43	3.14	3.87	3.54
16	VAMC Houston, TX - 580	45	3.51	3.51	3.45	2.61	2.57	2.59	3.14	2.89
16	VAMC Jackson, MS - 586	47	4.00	4.00	3.84	3.33	3.33	3.17	3.71	3.16
16	VAMC New Orleans, LA - 629	24	4.05	3.73	3.71	2.82	3.27	3.32	3.32	3.36
16	VAMC Oklahoma City, OK - 635	31	3.77	3.70	3.54	2.57	2.27	2.21	3.43	3.30
16	VAMC Shreveport, LA - 667	48	4.09	3.91	3.98	3.27	3.41	3.41	3.67	3.33
16	VAMC Muskogee, OK- 623 (Tulsa, OK)	28	4.00	3.74	3.19	2.46	2.78	2.82	3.48	2.73
17	VA Central Texas HCS (VAMC Marlin - 674A5, VAMC Temple - 674, VAMC Waco - 674A4 and VAOPC Austin - 674BY)	51	3.42	3.36	3.42	2.43	2.78	2.84	3.54	2.80
17	VA North Texas HCS (VAMC Bonham - 549A4 and VAMC Dallas - 549)	69	3.53	3.53	3.44	2.75	2.77	2.64	3.53	3.02
17	VA South Texas Veterans HCS (VA OPC Corpus Christi, TX - 671BZ)	14	3.50	3.21	3.43	2.71	2.71	2.71	3.29	3.07
17	VA South Texas Veterans HCS (VAMC Kerrville - 671A4 and VAH San Antonio - 671)	35	3.68	3.55	3.55	3.09	3.00	3.10	3.58	3.28
18	El Paso VA HCS, TX - 756	23	3.86	3.23	3.36	2.50	2.64	2.68	3.23	2.95
18	VA New Mexico HCS - 501	25	3.33	3.45	3.33	2.36	2.36	2.41	2.62	2.43
18	VA Northern Arizona HCS - 649	47	3.60	3.41	3.58	2.18	2.52	2.44	3.24	2.79
18	VA Southern Arizona HCS - 678	41	3.78	3.74	3.77	2.44	2.47	2.29	3.47	3.03

5 point scale: 1= unmet need ... 5 = met need

Appendix 2: 2008 CHALENG Needs Score by VA Facility - Provider (VA and Community) Assessment

VISN	VA Facility - 2008 Name	Provider Respondents N=	TB Testing	TB Treatment	Hepatitis C Testing	Dental Care	Eye Care	Glasses	VA Disability/ Pension	Welfare Payments
18	VAMC Amarillo, TX - 504	12	3.25	3.17	3.25	2.75	3.33	3.33	3.25	2.83
18	VA West Texas HCS - 519	25	2.86	2.73	2.73	1.92	2.33	2.54	3.09	2.91
18	VAMC Phoenix, AZ - 644	59	3.85	3.63	3.80	2.62	2.78	2.82	3.09	2.75
19	VA Montana HCS (VAM&ROC Ft. Harrison - 436 and VA Eastern Montana HCS - 436A4), Miles City, MT	18	2.50	2.09	2.50	1.75	1.92	1.85	3.29	2.83
19	VA Southern Colorado HCS, (Colorado Springs-567)	27	3.04	2.88	2.96	1.70	2.31	2.42	3.00	3.00
19	VAM&ROC Cheyenne, WY - 442	58	3.64	3.27	3.30	2.46	2.65	2.56	3.36	2.81
19	VA Eastern Colorado HCS (VAMC Denver - 554)	17	4.00	3.56	3.50	2.50	2.75	2.81	3.56	2.86
19	VAMC Grand Junction, CO - 575	4	3.25	3.00	3.50	2.00	2.25	2.25	4.00	3.25
19	VAMC Salt Lake City, UT - 660	48	3.76	3.54	3.58	3.17	3.17	3.07	3.61	3.36
19	VAMC Sheridan, WY - 666	14	4.36	4.00	4.40	3.73	3.25	3.17	4.09	3.63
20	VA Alaska HCS & RO - 463	22	4.00	3.76	3.56	2.84	3.37	3.42	3.60	3.32
20	VA DOM White City, OR - 692	18	3.69	3.54	3.71	3.24	3.36	3.40	3.00	2.54
20	VA Puget Sound HCS (VAMC American Lake - 663A4 and VAMC Seattle, WA - 663), Tacoma, WA	127	3.28	3.24	3.19	2.25	2.48	2.43	3.19	3.11
20	VA Roseburg HCS, OR - 653 (Eugene, OR)	52	2.93	2.73	3.00	1.72	2.00	2.18	3.08	2.83
20	VAMC Boise, ID - 531	11	3.36	3.36	3.45	2.27	2.91	2.91	3.55	3.27
20	VAMC Portland, OR - 648	45	3.77	3.48	3.48	2.05	2.47	2.30	3.00	2.48
20	VAMC Spokane, WA - 668	54	4.13	4.09	4.17	3.19	3.72	3.87	4.07	3.59
20	VAMC Walla Walla, WA - 687	14	3.75	3.08	3.75	2.42	3.08	3.08	3.58	3.17
21	VA Central California HCS, CA - 570	15	2.67	2.58	2.67	1.92	2.25	2.27	2.67	2.20
21	VA Northern California HCS - 612 (Martinez, Oakland and Sacramento)	11	2.70	2.90	2.70	2.56	2.20	2.40	3.13	3.22
21	VA Palo Alto HCS (VAMC Livermore - 640A4 and VAMC Palo Alto - 640), Menlo Park, CA	43	3.85	3.68	3.83	2.98	3.33	3.21	3.63	2.88
21	VA Sierra Nevada HCS, NV - 654	23	3.53	3.33	3.59	1.74	2.22	2.11	2.89	2.89
21	VAM&ROC Honolulu, HI - 459	30	3.48	3.08	3.32	2.31	2.69	2.58	3.12	3.24
21	VAMC San Francisco, CA - 662	6	4.33	4.33	4.33	3.25	2.50	2.50	3.50	3.67

5 point scale: 1= unmet need ... 5 = met need

Appendix 2: 2008 CHALENG Needs Score by VA Facility - Provider (VA and Community) Assessment

VISN	VA Facility - 2008 Name	Provider Respondents N=	TB Testing	TB Treatment	Hepatitis C Testing	Dental Care	Eye Care	Glasses	VA Disability/Pension	Welfare Payments
22	VA Greater Los Angeles HCS (VAOPC Los Angeles - 691GE, VAMC Sepulveda - 691A4 and VAMC West Los Angeles - 691)	74	4.26	4.06	4.02	3.28	3.32	3.34	3.53	3.15
22	VA Southern Nevada HCS - 593	68	3.91	3.74	3.75	3.04	2.93	2.90	3.20	2.89
22	VAMC Loma Linda, CA - 605	52	3.62	3.53	3.51	2.70	3.09	2.89	3.30	2.88
22	VAMC Long Beach, CA - 600	48	3.91	3.78	3.70	2.63	2.67	2.70	3.57	3.23
22	VAMC San Diego, CA - 664	49	3.94	3.77	3.77	2.43	2.72	2.68	3.36	2.91
23	VA Black Hills HCS (VAMC Fort Meade - 568 and VAMC Hot Springs - 568A4)	14	3.29	3.21	3.21	2.43	2.71	2.50	3.38	2.77
23	VAH&ROC Sioux Falls, SD - 438	37	3.67	3.73	3.45	2.30	2.68	2.74	3.55	3.34
23	VAM&ROC Fargo, ND - 437	50	3.83	3.69	3.85	2.85	3.34	3.38	3.96	3.38
23	VAMC Minneapolis, MN - 618, and Superior, WI									
23	VAMC St. Cloud, MN - 656	11	3.55	3.45	3.45	2.64	3.09	2.91	3.64	3.36
23	VA Central Iowa HCS (VAMC Des Moines - 555, VAMC Knoxville - 555A4)	53	3.78	3.69	3.80	2.84	3.20	3.26	3.69	2.96
23	VA Nebraska Western Iowa HCS (VAMC Grand Island - 597A4 and VAMC Lincoln - 597)	14	3.43	3.36	3.29	3.07	3.00	3.00	3.79	3.29
23	VA Nebraska Western Iowa HCS (VAMC Omaha- 636)	30	4.07	4.00	4.18	3.72	3.97	3.86	4.11	4.14
23	VAMC Iowa City, IA - 584	69	3.23	3.18	3.20	2.41	2.95	2.86	3.35	3.06

5 point scale: 1= unmet need ... 5 = met need

Appendix 2: 2008 CHALENG Needs Score by VA Facility - Provider (VA and Community) Assessment

VISN	VA Facility - 2008 Name	Provider Respondents N=	SSI/SSD Process	Guardianship (Financial)	Help Managing Money	Job Training	Job Placement	Help Getting ID/ Documents	Transportation
1	VA Boston HCS (VAMC Boston - 523 and VAMC W. Roxbury - 523A4), VAMC Brockton, MA - 523A5 and VAH Bedford, MA	32	3.32	2.93	3.18	3.17	3.04	3.43	2.78
1	VA Connecticut HCS (VAMC Newington and VAMC West Haven)	122	2.89	2.77	2.73	3.03	3.11	3.04	2.70
1	VAM&ROC Togus, ME - 402	34	2.93	2.53	2.53	2.60	2.63	2.63	2.20
1	VAM&ROC White River Junction, VT - 405	39	2.87	2.77	2.53	3.03	3.20	3.38	2.90
1	VAMC Manchester, NH - 608	28	3.07	2.96	2.54	3.22	3.59	3.32	2.48
1	VAMC Northampton, MA - 631 (Leeds)	34	3.19	2.71	2.77	3.13	3.31	3.55	3.34
1	VAMC Providence, RI - 650, Bristol, RI	10	2.70	2.40	2.40	2.90	3.00	3.10	2.50
2	VA Western New York HCS - (VAMC Batavia - 528A4 and VAMC Buffalo - 528)	79	3.04	2.77	2.78	3.15	3.00	3.11	2.77
2	VAMC Albany, NY - 500	49	3.64	3.29	3.15	3.43	3.47	3.85	3.69
2	VAMC Canandaigua, NY - 528A5, Bath, NY, Rochester, NY	25	3.11	3.11	2.74	3.43	3.33	3.45	2.95
2	VAMC Syracuse, NY - 670	41	2.94	2.79	2.70	3.28	3.44	3.61	2.82
3	VA Hudson Valley HCS (VAMC Castle Point - 620A4 and VAH Montrose - 620)	35	3.22	2.74	2.73	2.88	2.88	3.06	2.68
3	VA New Jersey HCS (VAMC East Orange - 561 and VAMC Lyons - 561A4)	9	4.22	3.67	4.00	4.00	4.00	4.11	4.22
3	VAMC Bronx, NY - 526, VA New York Harbor HCS (VAMC Brooklyn - 630A4 and VAMC New York - 630)	98	3.31	3.04	2.87	3.10	3.21	3.29	3.19
3	VAMC Northport, NY - 632	38	3.28	2.81	2.81	3.15	3.30	3.09	3.00
4	VA Pittsburgh HCS, PA (VAMC Pittsburgh (HD) - 646A5 and VAMC Pittsburgh (UD) - 646)	88	3.25	3.05	3.08	3.33	3.53	3.49	3.18
4	VAM&ROC Wilmington, DE - 460	22	2.95	2.70	2.52	2.82	3.14	2.95	3.18
4	VAMC Altoona, PA - 503	33	3.28	3.07	2.89	3.24	3.48	3.50	2.77
4	VAMC Butler, PA - 529	57	3.14	3.26	3.12	3.43	3.43	3.23	2.74
4	VAMC Clarksburg, WV - 540	40	3.58	3.22	3.06	3.38	3.59	3.41	3.05
4	VAMC Coatesville - 542	42	3.13	2.73	2.98	2.75	2.95	3.58	3.20
4	VAMC Erie, PA - 562	40	3.36	2.79	2.97	3.14	3.24	3.35	3.21

5 point scale: 1= unmet need ... 5 = met need

Appendix 2: 2008 CHALENG Needs Score by VA Facility - Provider (VA and Community) Assessment

VISN	VA Facility - 2008 Name	Provider Respondents N=	SSI/SSD Process	Guardianship (Financial)	Help Managing Money	Job Training	Job Placement	Help Getting ID/ Documents	Transportation
4	VAMC Lebanon, PA - 595	34	3.40	2.56	2.81	3.26	3.41	3.40	2.74
4	VAMC Philadelphia, PA - 642	52	3.21	3.00	2.92	2.83	2.80	3.27	3.15
4	VAMC Wilkes-Barre, PA - 693	75	3.52	3.00	2.99	3.07	3.28	3.30	2.83
5	VA Maryland HCS (VAMC Baltimore - 512, VAMC Fort Howard - 512A4 and VAMC Perry Point - 512A5)	3	2.00	3.00	4.00	4.00	4.00	4.00	4.00
5	VAMC Martinsburg, WV - 613	30	3.22	2.85	2.82	3.11	3.04	3.18	3.04
5	VAMC Washington, DC - 688	27	3.00	2.42	2.56	3.00	3.15	3.16	3.08
6	VAMC Asheville, NC - 637	29	3.21	3.00	2.92	3.48	3.54	3.92	3.04
6	VAMC Beckley, WV - 517	27	3.23	3.13	3.04	3.21	3.21	2.87	2.78
6	VAMC Durham, NC - 558	24	2.60	3.00	2.17	2.50	2.50	2.83	2.33
6	VAMC Fayetteville, NC - 565	34	2.68	2.59	2.48	2.75	3.00	2.89	2.42
6	VAMC Hampton, VA - 590	39	3.08	2.81	2.73	2.68	2.82	2.87	2.77
6	VAMC Richmond, VA - 652	9	3.38	2.00	2.38	3.75	3.13	4.00	2.63
6	VAMC Salem, VA - 658	10	3.44	3.00	2.89	3.56	3.13	3.25	3.33
6	VAMC Salisbury, NC - 659	84	2.96	2.74	2.54	2.84	2.96	3.23	2.57
7	VA Central Alabama HCS (VAMC Montgomery - 619 and VAMC Tuskegee - 619A4)	54	2.98	3.13	3.21	3.15	3.00	3.51	3.18
7	VAMC - Augusta, GA - 509	31	2.72	2.75	2.59	3.11	3.17	3.10	2.62
7	VAMC Atlanta, GA - 508 (Decatur, GA)	21	2.65	2.59	2.82	2.59	2.76	3.06	3.12
7	VAMC Birmingham, AL - 521	24	3.27	3.07	3.00	3.53	3.21	3.21	3.20
7	VAMC Charleston, SC - 534	34	3.25	3.57	3.25	3.26	3.47	3.28	3.06
7	VAMC Columbia, SC - 544	38	3.00	2.63	2.86	3.19	3.26	3.29	3.06
7	VAMC Dublin, GA - 557	33	2.91	2.31	2.38	2.97	3.21	3.58	2.22
7	VAMC Tuscaloosa, AL - 679	35	3.55	3.69	3.71	3.78	3.78	3.71	3.26
8	VA North Florida/South Georgia HCS (VAMC Gainesville - 573 and VAMC Lake City - 573A4)	91	2.95	2.76	2.54	2.73	2.89	3.15	2.93
8	VAH Tampa, FL - 673	30	3.36	3.00	2.64	2.86	2.91	2.86	2.59
8	VAMC Bay Pines - 516	27	2.65	2.39	2.54	2.58	2.71	2.80	2.76
8	VAMC Miami, FL - 546	68	2.91	2.53	2.59	2.80	2.95	2.95	3.02
8	VAMC West Palm Beach, FL - 548	37	3.15	2.81	2.85	2.85	2.97	2.97	2.97
8	VAMC San Juan, PR - 672	9	3.83	3.17	3.00	3.17	3.50	3.83	3.67

5 point scale: 1= unmet need ... 5 = met need

Appendix 2: 2008 CHALENG Needs Score by VA Facility - Provider (VA and Community) Assessment

VISN	VA Facility - 2008 Name	Provider Respondents N=	SSI/SSD Process	Guardianship (Financial)	Help Managing Money	Job Training	Job Placement	Help Getting ID/ Documents	Transportation
8	VAMC Orlando, FL-675	74	2.61	2.50	2.38	2.78	2.72	2.91	2.51
9	VAMC Huntington, WV - 581	22	3.32	2.63	2.50	2.75	2.95	2.75	2.95
9	VAMC Lexington, KY - 596	25	3.20	2.96	2.84	3.08	3.08	3.56	3.00
9	VAMC Louisville, KY - 603	81	3.16	3.10	2.83	3.09	3.21	3.31	2.84
9	VAMC Memphis, TN - 614	16	2.93	3.07	3.14	3.07	3.13	3.07	3.29
9	VAMC Mountain Home, TN - 621	10	3.30	2.25	2.33	3.00	2.90	3.80	3.70
9	VAMC Nashville, TN - 626 (Nashville and Murfreesboro)	37	3.19	2.84	3.34	3.53	3.74	3.97	3.74
10	VAMC Chillicothe, OH - 538	55	3.09	2.60	2.67	2.80	2.98	2.91	3.18
10	VAMC Cincinnati, OH - 539 (Ft. Thomas, KY)	29	2.96	2.90	2.69	2.82	3.31	3.21	3.10
10	VAMC Cleveland, OH - 541 (Brecksville, OH)	23	3.22	3.04	3.22	3.13	3.04	3.57	3.48
10	VAMC Dayton, OH - 552	12	3.75	3.18	3.18	4.00	3.83	4.09	3.83
10	VAOPC Columbus, OH - 757 (Grove City, OH)	27	3.08	3.12	2.73	3.23	3.31	3.42	3.00
11	VAOPC Toledo, OH and VA Ann Arbor HCS, MI - 506	27	2.96	3.00	2.96	3.31	3.27	3.65	3.68
11	VA Northern Indiana HCS (VAMC Fort Wayne - 610A4 and VAMC Marion - 610)	34	2.83	3.10	2.70	2.73	2.85	2.97	2.71
11	VAMC Battle Creek, MI - 515	38	3.39	3.07	2.97	3.26	3.27	3.14	3.20
11	VAMC Danville, IL - 550	41	2.92	2.62	2.69	3.17	3.06	3.06	2.86
11	VAMC Detroit, MI - 553	42	3.03	3.10	2.88	3.08	2.98	3.23	2.88
11	VAMC Indianapolis - 583	28	2.77	2.81	2.89	3.33	3.19	3.69	3.15
11	VAMC Saginaw, MI - 655	3	3.33	3.33	3.33	3.67	3.67	3.33	3.67
12	VAH Hines, IL - 578 and VA Chicago HCS (VAMC Chicago (LS) - 537A4 and VAMC Chicago (WS) - 537)	12	3.00	3.55	2.73	3.00	3.00	2.82	3.17
12	VAH Madison, WI - 607	34	3.50	3.23	3.29	3.60	3.71	3.72	3.29
12	VAMC Iron Mountain, MI - 585	22	3.29	2.95	3.10	3.00	2.86	3.10	2.29
12	VAMC Milwaukee, WI - 695	89	2.79	2.89	2.83	2.96	3.00	3.20	2.87
12	VAMC North Chicago, IL - 556	23	3.59	3.32	3.35	2.91	3.09	3.41	3.00
12	VAMC Tomah, WI - 676	15	2.82	3.00	3.00	3.09	3.09	3.73	2.55

5 point scale: 1= unmet need ... 5 = met need

Appendix 2: 2008 CHALENG Needs Score by VA Facility - Provider (VA and Community) Assessment

VISN	VA Facility - 2008 Name	Provider Respondents N=	SSI/SSD Process	Guardianship (Financial)	Help Managing Money	Job Training	Job Placement	Help Getting ID/ Documents	Transportation
15	VA Eastern Kansas HCS (VAMC Leavenworth - 677A4)	22	3.52	2.86	3.00	3.48	3.95	3.48	1.55
15	VAH Columbia, MO - 543	105	2.96	2.85	2.82	3.15	3.15	3.26	2.16
15	VAM&ROC Wichita, KS - 452	30	2.57	2.71	2.54	2.75	2.76	2.76	2.59
15	VAMC Kansas City, MO - 589	43	2.67	2.66	2.78	2.80	2.91	3.00	2.64
15	VAMC Marion, IL - 609	32	3.11	2.73	2.53	2.63	2.83	3.23	3.10
15	VAMC Poplar Bluff, MO - 647	27	2.60	2.62	2.48	2.43	2.48	2.67	2.29
15	VAMC St. Louis, MO - 657	24	2.95	2.70	2.52	2.87	3.13	3.09	2.57
15	VAMC Topeka - 677	21	2.95	2.86	2.86	3.43	3.29	3.29	2.52
16	VA Central Arkansas HCS - 598	31	3.48	2.91	3.09	3.17	3.52	3.50	3.15
16	VA Gulf Coast HCS - 520, Biloxi, MS, Pensacola, FL	9	3.11	3.38	3.00	3.00	2.89	3.22	2.78
16	VAMC Alexandria, LA - 502	65	3.05	2.86	2.89	3.03	3.23	3.20	2.81
16	VAMC Fayetteville, AR - 564	16	3.54	3.62	3.15	3.60	3.29	3.31	2.71
16	VAMC Houston, TX - 580	45	3.08	2.69	2.39	3.17	3.20	3.14	2.78
16	VAMC Jackson, MS - 586	47	3.22	3.07	2.98	3.24	3.39	3.52	3.59
16	VAMC New Orleans, LA - 629	24	3.23	3.05	3.04	2.77	2.81	3.41	3.41
16	VAMC Oklahoma City, OK - 635	31	3.30	2.83	2.57	2.70	3.00	3.27	3.00
16	VAMC Shreveport, LA - 667	48	3.47	3.02	3.13	3.31	3.33	3.66	3.45
16	VAMC Muskogee, OK- 623 (Tulsa, OK)	28	3.22	2.77	2.96	2.91	3.32	3.26	3.00
17	VA Central Texas HCS (VAMC Marlin - 674A5, VAMC Temple - 674, VAMC Waco - 674A4 and VAOPC Austin - 674BY)	51	2.81	2.69	2.51	2.80	2.92	3.30	2.65
17	VA North Texas HCS (VAMC Bonham - 549A4 and VAMC Dallas - 549)	69	3.12	2.71	2.78	2.79	3.10	3.12	2.90
17	VA South Texas Veterans HCS (VA OPC Corpus Christi, TX - 671BZ)	14	2.93	2.64	2.93	3.29	3.43	3.21	3.07
17	VA South Texas Veterans HCS (VAMC Kerrville - 671A4 and VAH San Antonio - 671)	35	3.31	3.13	3.06	3.30	3.32	3.45	2.87
18	El Paso VA HCS, TX - 756	23	3.57	2.48	2.78	2.87	3.26	3.23	3.26
18	VA New Mexico HCS - 501	25	2.42	2.35	2.60	2.81	2.86	2.95	2.24
18	VA Northern Arizona HCS - 649	47	2.98	2.77	2.36	2.73	2.61	2.75	2.36
18	VA Southern Arizona HCS - 678	41	3.05	2.73	2.69	3.21	3.27	2.97	3.05

5 point scale: 1= unmet need ... 5 = met need

Appendix 2: 2008 CHALENG Needs Score by VA Facility - Provider (VA and Community) Assessment

VISN	VA Facility - 2008 Name	Provider Respondents N=	SSI/SSD Process	Guardianship (Financial)	Help Managing Money	Job Training	Job Placement	Help Getting ID/ Documents	Transportation
18	VAMC Amarillo, TX - 504	12	2.67	2.33	2.50	2.67	3.17	3.00	2.58
18	VA West Texas HCS - 519	25	2.91	2.62	2.09	2.96	3.30	2.71	2.70
18	VAMC Phoenix, AZ - 644	59	2.79	2.79	2.96	3.15	3.31	3.48	3.11
19	VA Montana HCS (VAM&ROC Ft. Harrison - 436 and VA Eastern Montana HCS - 436A4), Miles City, MT	18	2.67	2.50	2.36	2.57	2.71	2.79	2.31
19	VA Southern Colorado HCS, (Colorado Springs-567)	27	2.50	2.69	2.54	2.73	2.76	2.69	2.32
19	VAM&ROC Cheyenne, WY - 442	58	2.81	2.61	2.46	2.79	3.00	2.96	2.78
19	VA Eastern Colorado HCS (VAMC Denver - 554)	17	2.80	2.56	2.75	2.25	2.56	2.75	3.06
19	VAMC Grand Junction, CO - 575	4	2.75	2.50	2.25	3.00	3.75	3.00	3.75
19	VAMC Salt Lake City, UT - 660	48	3.24	3.17	3.02	3.16	3.19	3.14	2.98
19	VAMC Sheridan, WY - 666	14	4.25	3.63	3.44	4.45	4.42	4.27	3.33
20	VA Alaska HCS & RO - 463	22	3.15	3.22	2.94	3.11	3.00	3.10	2.95
20	VA DOM White City, OR - 692	18	2.67	2.58	2.80	3.35	3.27	3.00	2.75
20	VA Puget Sound HCS (VAMC American Lake - 663A4 and VAMC Seattle, WA - 663), Tacoma, WA	127	2.99	2.77	2.62	2.75	2.82	2.93	2.69
20	VA Roseburg HCS, OR - 653 (Eugene, OR)	52	2.52	2.53	2.44	2.73	3.04	2.94	2.25
20	VAMC Boise, ID - 531	11	3.18	2.73	2.82	3.09	3.36	3.36	3.00
20	VAMC Portland, OR - 648	45	2.37	2.30	2.51	2.98	3.12	2.82	2.61
20	VAMC Spokane, WA - 668	54	3.50	3.52	3.60	3.74	3.81	3.55	3.75
20	VAMC Walla Walla, WA - 687	14	3.00	2.83	2.67	3.33	3.75	3.50	3.50
21	VA Central California HCS, CA - 570	15	2.58	2.36	2.45	2.42	2.58	2.75	2.00
21	VA Northern California HCS - 612 (Martinez, Oakland and Sacramento)	11	3.22	2.44	3.11	2.40	2.56	2.80	2.64
21	VA Palo Alto HCS (VAMC Livermore - 640A4 and VAMC Palo Alto - 640), Menlo Park, CA	43	3.10	2.73	3.03	3.15	3.18	3.10	3.02
21	VA Sierra Nevada HCS, NV - 654	23	2.68	2.61	2.39	2.50	2.44	2.44	2.33
21	VAM&ROC Honolulu, HI - 459	30	3.15	2.72	2.44	2.69	2.54	2.84	2.63
21	VAMC San Francisco, CA - 662	6	3.50	3.67	2.75	2.50	3.40	3.50	2.50

5 point scale: 1= unmet need ... 5 = met need

Appendix 2: 2008 CHALENG Needs Score by VA Facility - Provider (VA and Community) Assessment

VISN	VA Facility - 2008 Name	Provider Respondents N=	SSI/SSD Process	Guardianship (Financial)	Help Managing Money	Job Training	Job Placement	Help Getting ID/ Documents	Transportation
22	VA Greater Los Angeles HCS (VAOPC Los Angeles - 691GE, VAMC Sepulveda - 691A4 and VAMC West Los Angeles - 691)	74	3.42	2.97	3.26	3.46	3.49	3.69	3.66
22	VA Southern Nevada HCS - 593	68	3.00	2.74	2.71	2.99	3.28	3.29	3.01
22	VAMC Loma Linda, CA - 605	52	3.11	2.77	2.69	2.90	3.04	3.30	2.86
22	VAMC Long Beach, CA - 600	48	3.26	2.93	2.70	3.26	3.37	3.50	3.41
22	VAMC San Diego, CA - 664	49	2.96	2.62	2.60	2.85	2.92	2.96	3.19
23	VA Black Hills HCS (VAMC Fort Meade - 568 and VAMC Hot Springs - 568A4)	14	2.62	2.31	2.62	3.07	3.00	3.00	2.64
23	VAH&ROC Sioux Falls, SD - 438	37	2.97	3.19	3.16	3.25	3.19	3.45	3.18
23	VAM&ROC Fargo, ND - 437	50	3.57	3.26	3.15	3.40	3.56	3.68	3.43
23	VAMC Minneapolis, MN - 618, and Superior, WI								
23	VAMC St. Cloud, MN - 656	11	3.20	2.70	2.73	2.55	2.82	3.00	2.73
23	VA Central Iowa HCS (VAMC Des Moines - 555, VAMC Knoxville - 555A4)	53	3.02	2.96	2.88	3.15	3.47	3.53	2.90
23	VA Nebraska Western Iowa HCS (VAMC Grand Island - 597A4 and VAMC Lincoln - 597)	14	3.14	3.36	3.36	3.43	3.43	3.36	2.71
23	VA Nebraska Western Iowa HCS (VAMC Omaha- 636)	30	3.86	3.07	3.62	3.79	3.85	3.76	3.48
23	VAMC Iowa City, IA - 584	69	3.00	2.82	2.93	3.11	3.27	3.21	2.89

5 point scale: 1= unmet need ... 5 = met need

Appendix 2: 2008 CHALENG Needs Score by VA Facility - Provider (VA and Community) Assessment

VISN	VA Facility - 2008 Name	Provider Respondents N=	Education	Child care	Family Reconciliation	Discharge Upgrade	Spiritual	Incarcerated Veterans	Elder Healthcare	Credit Counseling
1	VA Boston HCS (VAMC Boston - 523 and VAMC W. Roxbury - 523A4), VAMC Brockton, MA - 523A5 and VAH Bedford, MA	32	3.21	2.92	2.72	2.88	3.17	2.96	3.36	2.96
1	VA Connecticut HCS (VAMC Newington and VAMC West Haven)	122	3.06	2.45	2.57	2.85	3.21	2.54	3.10	2.64
1	VAM&ROC Togus, ME - 402	34	2.70	2.10	2.36	2.78	3.30	2.27	2.86	2.31
1	VAM&ROC White River Junction, VT - 405	39	3.14	2.16	2.54	2.72	3.13	2.50	2.68	2.61
1	VAMC Manchester, NH - 608	28	3.22	2.28	2.52	3.00	3.59	2.41	3.44	2.52
1	VAMC Northampton, MA - 631 (Leeds)	34	3.06	2.47	2.43	2.97	3.26	3.13	2.93	2.45
1	VAMC Providence, RI - 650, Bristol, RI	10	2.80	2.20	2.10	2.20	3.20	2.30	3.30	3.00
2	VA Western New York HCS - (VAMC Batavia - 528A4 and VAMC Buffalo - 528)	79	3.13	2.60	2.70	3.02	3.24	2.74	3.24	2.51
2	VAMC Albany, NY - 500	49	3.59	2.86	3.24	3.34	3.74	3.67	3.54	3.29
2	VAMC Canandaigua, NY - 528A5, Bath, NY, Rochester, NY	25	3.24	2.63	2.67	3.32	3.24	2.84	3.16	2.88
2	VAMC Syracuse, NY - 670	41	3.21	2.41	2.54	3.09	3.22	3.10	2.81	2.88
3	VA Hudson Valley HCS (VAMC Castle Point - 620A4 and VAH Montrose - 620)	35	2.68	2.40	2.59	2.69	3.16	2.82	3.00	2.58
3	VA New Jersey HCS (VAMC East Orange - 561 and VAMC Lyons - 561A4)	9	4.00	2.56	3.38	3.63	4.13	4.33	3.22	3.75
3	VAMC Bronx, NY - 526, VA New York Harbor HCS (VAMC Brooklyn - 630A4 and VAMC New York - 630)	98	3.21	2.61	2.91	3.04	3.15	3.11	3.19	2.69
3	VAMC Northport, NY - 632	38	3.03	2.21	2.62	2.90	3.50	2.87	3.45	2.35
4	VA Pittsburgh HCS, PA (VAMC Pittsburgh (HD) - 646A5 and VAMC Pittsburgh (UD) - 646)	88	3.18	2.63	2.75	3.20	3.44	3.09	3.30	2.86
4	VAM&ROC Wilmington, DE - 460	22	2.55	2.15	2.40	2.62	3.57	2.48	3.05	2.59
4	VAMC Altoona, PA - 503	33	3.23	2.72	2.81	2.89	3.55	2.93	3.44	3.00
4	VAMC Butler, PA - 529	57	3.32	2.88	2.93	3.13	3.45	2.74	3.36	2.98
4	VAMC Clarksburg, WV - 540	40	3.43	2.58	2.64	3.43	3.42	2.86	3.46	3.06
4	VAMC Coatesville - 542	42	3.00	2.33	2.63	3.31	3.74	2.71	3.59	2.71
4	VAMC Erie, PA - 562	40	3.00	2.44	2.67	3.43	3.13	2.76	3.47	2.73

5 point scale: 1= unmet need ... 5 = met need

Appendix 2: 2008 CHALENG Needs Score by VA Facility - Provider (VA and Community) Assessment

VISN	VA Facility - 2008 Name	Provider Respondents N=	Education	Child care	Family Reconciliation	Discharge Upgrade	Spiritual	Incarcerated Veterans	Elder Healthcare	Credit Counseling
4	VAMC Lebanon, PA - 595	34	3.15	2.19	2.33	2.89	3.54	3.39	3.32	3.04
4	VAMC Philadelphia, PA - 642	52	2.89	2.29	2.49	3.02	3.06	2.79	3.06	2.54
4	VAMC Wilkes-Barre, PA - 693	75	3.04	2.84	2.93	3.17	3.57	2.97	3.41	2.97
5	VA Maryland HCS (VAMC Baltimore - 512, VAMC Fort Howard - 512A4 and VAMC Perry Point - 512A5)	3	4.00	1.00	2.00	3.00	4.00	4.00	3.00	2.00
5	VAMC Martinsburg, WV - 613	30	2.93	2.30	2.41	2.92	3.00	3.07	3.04	2.82
5	VAMC Washington, DC - 688	27	2.84	2.13	2.29	3.04	3.40	2.77	3.13	2.40
6	VAMC Asheville, NC - 637	29	3.16	2.52	2.91	3.21	3.73	2.76	3.26	3.25
6	VAMC Beckley, WV - 517	27	3.04	2.48	2.61	2.91	3.22	2.65	3.17	2.65
6	VAMC Durham, NC - 558	24	3.20	2.50	2.50	2.83	3.33	1.83	2.67	2.67
6	VAMC Fayetteville, NC - 565	34	2.47	1.89	1.93	2.44	2.90	2.00	2.26	2.19
6	VAMC Hampton, VA - 590	39	2.77	1.97	2.11	2.92	3.56	2.55	3.13	2.82
6	VAMC Richmond, VA - 652	9	2.75	1.38	2.00	3.75	4.13	3.25	2.88	2.13
6	VAMC Salem, VA - 658	10	2.75	2.50	2.33	3.17	3.67	3.11	3.33	2.88
6	VAMC Salisbury, NC - 659	84	2.82	2.44	2.42	2.96	3.08	2.41	2.61	2.73
7	VA Central Alabama HCS (VAMC Montgomery - 619 and VAMC Tuskegee - 619A4)	54	3.19	2.17	2.70	3.18	3.79	2.83	3.53	2.88
7	VAMC - Augusta, GA - 509	31	3.07	2.52	2.19	2.93	3.38	2.50	3.10	2.71
7	VAMC Atlanta, GA - 508 (Decatur, GA)	21	2.59	2.53	2.29	2.25	3.06	2.71	2.93	2.71
7	VAMC Birmingham, AL - 521	24	3.20	2.86	2.79	3.00	3.67	2.92	3.29	2.93
7	VAMC Charleston, SC - 534	34	3.45	2.71	2.90	3.03	3.63	3.10	3.03	2.87
7	VAMC Columbia, SC - 544	38	3.14	2.31	2.66	2.77	3.54	2.72	2.84	2.63
7	VAMC Dublin, GA - 557	33	2.79	1.88	2.31	2.48	3.23	2.70	3.00	2.35
7	VAMC Tuscaloosa, AL - 679	35	3.42	2.67	3.23	3.69	4.07	3.20	3.73	3.35
8	VA North Florida/South Georgia HCS (VAMC Gainesville - 573 and VAMC Lake City - 573A4)	91	2.88	2.21	2.50	2.75	3.19	2.61	2.92	2.70
8	VAH Tampa, FL - 673	30	2.68	1.96	2.50	2.86	3.14	2.68	3.05	2.45
8	VAMC Bay Pines - 516	27	2.75	2.32	2.26	2.87	3.00	2.09	2.52	2.52
8	VAMC Miami, FL - 546	68	2.90	2.48	2.46	2.91	3.09	2.61	2.70	2.61
8	VAMC West Palm Beach, FL - 548	37	2.91	2.59	2.78	3.10	3.24	2.76	3.03	2.91
8	VAMC San Juan, PR - 672	9	3.67	3.33	3.50	3.50	3.86	3.17	3.29	3.00

5 point scale: 1= unmet need ... 5 = met need

Appendix 2: 2008 CHALENG Needs Score by VA Facility - Provider (VA and Community) Assessment

VISN	VA Facility - 2008 Name	Provider Respondents N=	Education	Child care	Family Reconciliation	Discharge Upgrade	Spiritual	Incarcerated Veterans	Elder Healthcare	Credit Counseling
8	VAMC Orlando, FL-675	74	2.65	2.14	2.35	2.61	2.86	2.17	2.63	2.46
9	VAMC Huntington, WV - 581	22	2.70	2.63	2.15	2.80	3.10	2.50	3.26	2.65
9	VAMC Lexington, KY - 596	25	3.04	2.60	2.52	2.80	3.25	3.04	2.96	2.60
9	VAMC Louisville, KY - 603	81	2.95	2.46	2.57	3.15	3.47	2.77	3.08	2.89
9	VAMC Memphis, TN - 614	16	3.21	2.43	2.43	2.79	3.07	2.79	2.79	2.57
9	VAMC Mountain Home, TN - 621	10	3.30	2.50	2.50	3.30	3.60	3.00	2.38	2.25
9	VAMC Nashville, TN - 626 (Nashville and Murfreesboro)	37	3.23	2.58	2.75	3.22	3.55	3.19	3.00	3.06
10	VAMC Chillicothe, OH - 538	55	2.91	2.80	2.33	2.81	3.26	2.28	2.98	2.46
10	VAMC Cincinnati, OH - 539 (Ft. Thomas, KY)	29	3.00	2.68	2.89	2.75	3.17	2.82	2.89	2.62
10	VAMC Cleveland, OH - 541 (Brecksville, OH)	23	3.00	2.45	2.74	3.22	3.30	3.48	3.52	2.48
10	VAMC Dayton, OH - 552	12	3.08	2.83	2.75	3.67	3.25	3.00	3.50	2.64
10	VAOPC Columbus, OH - 757 (Grove City, OH)	27	3.04	2.52	2.75	3.20	3.08	3.23	3.13	2.76
11	VAOPC Toledo, OH and VA Ann Arbor HCS, MI - 506	27	3.04	2.83	2.87	2.96	3.43	3.09	3.18	3.09
11	VA Northern Indiana HCS (VAMC Fort Wayne - 610A4 and VAMC Marion - 610)	34	2.81	2.74	2.78	2.94	3.10	2.74	3.03	2.66
11	VAMC Battle Creek, MI - 515	38	3.20	2.79	3.00	3.59	3.75	3.07	3.31	3.19
11	VAMC Danville, IL - 550	41	2.89	2.53	2.71	2.94	3.19	2.42	2.97	2.77
11	VAMC Detroit, MI - 553	42	2.90	2.30	2.65	3.03	3.36	2.87	2.95	2.49
11	VAMC Indianapolis - 583	28	3.30	2.15	2.58	3.12	3.38	3.04	3.64	3.08
11	VAMC Saginaw, MI - 655	3	3.33	3.67	3.67	3.33	4.00	3.00	3.00	3.50
12	VAH Hines, IL - 578 and VA Chicago HCS (VAMC Chicago (LS) - 537A4 and VAMC Chicago (WS) - 537)	12	3.36	2.45	2.09	2.00	3.27	2.58	2.83	2.18
12	VAH Madison, WI - 607	34	3.58	2.63	3.20	3.67	3.70	3.00	3.48	3.30
12	VAMC Iron Mountain, MI - 585	22	3.10	2.81	2.89	3.16	3.63	2.94	3.60	2.90
12	VAMC Milwaukee, WI - 695	89	3.17	2.30	2.48	2.79	3.01	2.77	2.84	2.86
12	VAMC North Chicago, IL - 556	23	3.13	2.48	2.64	2.95	3.57	2.82	3.27	2.74
12	VAMC Tomah, WI - 676	15	3.45	2.18	2.45	3.09	3.27	2.64	3.27	3.45

5 point scale: 1= unmet need ... 5 = met need

Appendix 2: 2008 CHALENG Needs Score by VA Facility - Provider (VA and Community) Assessment

VISN	VA Facility - 2008 Name	Provider Respondents N=	Education	Child care	Family Reconciliation	Discharge Upgrade	Spiritual	Incarcerated Veterans	Elder Healthcare	Credit Counseling
15	VA Eastern Kansas HCS (VAMC Leavenworth - 677A4)	22	3.38	2.57	2.81	3.00	3.86	2.90	3.52	2.65
15	VAH Columbia, MO - 543	105	2.75	2.30	2.62	2.93	3.53	2.74	2.98	2.56
15	VAM&ROC Wichita, KS - 452	30	2.45	2.36	2.52	2.56	2.82	2.43	2.82	2.25
15	VAMC Kansas City, MO - 589	43	2.77	2.26	2.36	2.62	3.09	2.39	2.34	2.50
15	VAMC Marion, IL - 609	32	2.90	2.70	2.70	2.96	3.57	2.21	3.30	2.47
15	VAMC Poplar Bluff, MO - 647	27	2.48	2.30	2.47	2.56	3.10	2.56	2.58	2.35
15	VAMC St. Louis, MO - 657	24	2.65	2.30	2.43	2.32	2.83	2.43	2.91	2.52
15	VAMC Topeka - 677	21	3.10	2.48	2.90	2.83	3.67	2.81	3.10	3.62
16	VA Central Arkansas HCS - 598	31	3.04	2.70	2.73	3.52	3.21	3.36	3.23	3.00
16	VA Gulf Coast HCS - 520, Biloxi, MS, Pensacola, FL	9	3.11	2.44	2.29	3.00	3.33	2.67	3.13	2.78
16	VAMC Alexandria, LA - 502	65	3.15	2.34	2.63	2.87	3.58	2.62	3.23	2.55
16	VAMC Fayetteville, AR - 564	16	3.38	2.62	2.83	3.23	3.69	2.92	3.50	3.08
16	VAMC Houston, TX - 580	45	2.83	2.36	2.56	2.65	3.00	2.65	2.97	2.41
16	VAMC Jackson, MS - 586	47	3.46	2.82	2.89	3.18	3.56	2.93	3.24	2.84
16	VAMC New Orleans, LA - 629	24	3.05	2.30	2.55	2.81	3.15	2.75	2.63	2.55
16	VAMC Oklahoma City, OK - 635	31	3.03	2.30	2.48	3.07	3.50	3.07	3.07	2.63
16	VAMC Shreveport, LA - 667	48	3.41	2.69	2.73	3.29	3.54	3.02	3.36	2.87
16	VAMC Muskogee, OK- 623 (Tulsa, OK)	28	2.86	2.55	2.64	2.77	2.86	2.52	2.77	2.76
17	VA Central Texas HCS (VAMC Marlin - 674A5, VAMC Temple - 674, VAMC Waco - 674A4 and VAOPC Austin - 674BY)	51	2.69	2.47	2.57	2.91	3.13	2.55	2.83	2.50
17	VA North Texas HCS (VAMC Bonham - 549A4 and VAMC Dallas - 549)	69	2.84	2.37	2.61	3.16	3.00	3.05	3.08	2.82
17	VA South Texas Veterans HCS (VA OPC Corpus Christi, TX - 671BZ)	14	2.86	2.57	2.71	3.00	3.79	3.00	2.71	3.07
17	VA South Texas Veterans HCS (VAMC Kerrville - 671A4 and VAH San Antonio - 671)	35	3.10	2.48	2.81	2.77	2.96	2.72	2.94	2.67
18	El Paso VA HCS, TX - 756	23	3.64	2.60	2.60	2.73	3.27	2.70	3.09	2.87
18	VA New Mexico HCS - 501	25	2.43	2.05	2.25	2.16	2.65	2.00	2.30	2.05
18	VA Northern Arizona HCS - 649	47	2.91	1.82	2.12	2.62	3.36	2.60	2.84	2.30
18	VA Southern Arizona HCS - 678	41	2.63	2.39	2.52	2.69	2.91	2.71	3.00	2.59

5 point scale: 1= unmet need ... 5 = met need

Appendix 2: 2008 CHALENG Needs Score by VA Facility - Provider (VA and Community) Assessment

VISN	VA Facility - 2008 Name	Provider Respondents N=	Education	Child care	Family Reconciliation	Discharge Upgrade	Spiritual	Incarcerated Veterans	Elder Healthcare	Credit Counseling
18	VAMC Amarillo, TX - 504	12	3.00	2.58	2.42	3.09	4.08	3.42	3.58	2.58
18	VA West Texas HCS - 519	25	2.70	1.96	2.13	2.45	3.29	2.23	2.78	2.32
18	VAMC Phoenix, AZ - 644	59	2.96	2.15	2.43	2.96	2.98	2.93	2.81	2.72
19	VA Montana HCS (VAM&ROC Ft. Harrison - 436 and VA Eastern Montana HCS - 436A4), Miles City, MT	18	2.85	1.92	2.17	2.85	2.83	2.31	2.58	2.31
19	VA Southern Colorado HCS, (Colorado Springs-567)	27	2.77	2.48	2.64	2.79	3.08	2.12	2.42	2.44
19	VAM&ROC Cheyenne, WY - 442	58	2.84	2.27	2.36	2.79	3.20	2.43	2.96	2.38
19	VA Eastern Colorado HCS (VAMC Denver - 554)	17	3.00	2.27	2.47	3.07	3.20	2.67	2.80	2.67
19	VAMC Grand Junction, CO - 575	4	2.75	2.75	2.50	2.75	4.00	2.75	2.75	2.50
19	VAMC Salt Lake City, UT - 660	48	2.98	2.29	2.63	2.95	3.22	2.80	3.19	2.88
19	VAMC Sheridan, WY - 666	14	3.36	2.73	2.80	3.25	4.09	3.88	3.82	3.00
20	VA Alaska HCS & RO - 463	22	3.28	2.71	3.00	3.13	3.39	2.78	3.05	2.78
20	VA DOM White City, OR - 692	18	3.06	2.43	2.62	3.00	3.53	2.93	3.13	2.93
20	VA Puget Sound HCS (VAMC American Lake - 663A4 and VAMC Seattle, WA - 663), Tacoma, WA	127	2.62	2.29	2.35	2.87	3.11	2.62	2.95	2.58
20	VA Roseburg HCS, OR - 653 (Eugene, OR)	52	2.67	2.02	2.33	2.78	2.86	2.46	2.79	2.59
20	VAMC Boise, ID - 531	11	3.09	2.80	2.90	3.30	3.10	2.91	3.00	2.91
20	VAMC Portland, OR - 648	45	2.81	2.07	2.36	2.83	3.02	2.33	3.02	2.54
20	VAMC Spokane, WA - 668	54	3.78	2.67	3.35	4.04	3.94	3.23	3.67	3.33
20	VAMC Walla Walla, WA - 687	14	3.25	2.58	2.17	3.10	3.42	2.50	2.83	2.92
21	VA Central California HCS, CA - 570	15	2.17	1.75	2.11	2.45	2.50	2.45	2.91	2.40
21	VA Northern California HCS - 612 (Martinez, Oakland and Sacramento)	11	2.50	2.20	1.89	2.44	2.10	2.44	2.50	2.22
21	VA Palo Alto HCS (VAMC Livermore - 640A4 and VAMC Palo Alto - 640), Menlo Park, CA	43	3.05	2.15	2.13	2.75	3.30	3.05	2.90	2.73
21	VA Sierra Nevada HCS, NV - 654	23	2.41	2.18	2.31	2.80	3.12	2.25	2.44	2.71
21	VAM&ROC Honolulu, HI - 459	30	2.74	2.37	2.62	2.20	3.00	2.52	2.59	2.44
21	VAMC San Francisco, CA - 662	6	2.50	2.33	2.00	2.33	2.33	2.33	3.00	2.00

5 point scale: 1= unmet need ... 5 = met need

Appendix 2: 2008 CHALENG Needs Score by VA Facility - Provider (VA and Community) Assessment

VISN	VA Facility - 2008 Name	Provider Respondents N=	Education	Child care	Family Reconciliation	Discharge Upgrade	Spiritual	Incarcerated Veterans	Elder Healthcare	Credit Counseling
22	VA Greater Los Angeles HCS (VAOPC Los Angeles - 691GE, VAMC Sepulveda - 691A4 and VAMC West Los Angeles - 691)	74	3.22	2.55	2.88	3.15	3.32	3.48	3.19	2.84
22	VA Southern Nevada HCS - 593	68	2.97	2.26	2.55	2.78	3.03	2.59	2.76	2.63
22	VAMC Loma Linda, CA - 605	52	3.00	2.33	2.67	2.87	3.26	2.60	3.20	2.67
22	VAMC Long Beach, CA - 600	48	3.18	2.62	2.54	3.15	3.28	3.17	3.22	2.80
22	VAMC San Diego, CA - 664	49	3.17	2.49	2.70	2.67	3.13	2.51	2.87	2.61
23	VA Black Hills HCS (VAMC Fort Meade - 568 and VAMC Hot Springs - 568A4)	14	2.93	1.92	1.92	2.25	2.86	2.50	2.75	3.00
23	VAH&ROC Sioux Falls, SD - 438	37	2.94	2.77	3.07	3.35	3.83	2.50	3.33	3.13
23	VAM&ROC Fargo, ND - 437	50	3.49	2.96	3.00	3.39	3.87	3.06	3.68	3.15
23	VAMC Minneapolis, MN - 618, and Superior, WI									
23	VAMC St. Cloud, MN - 656	11	2.82	2.55	2.45	3.00	3.18	2.18	3.45	2.40
23	VA Central Iowa HCS (VAMC Des Moines - 555, VAMC Knoxville - 555A4)	53	3.22	2.30	2.60	3.11	3.67	2.81	3.54	2.72
23	VA Nebraska Western Iowa HCS (VAMC Grand Island - 597A4 and VAMC Lincoln - 597)	14	3.21	3.07	3.07	3.29	3.64	2.86	3.43	3.29
23	VA Nebraska Western Iowa HCS (VAMC Omaha- 636)	30	3.67	3.62	3.56	3.80	4.12	3.32	3.65	3.65
23	VAMC Iowa City, IA - 584	69	2.96	2.55	2.54	2.88	3.13	2.89	2.84	2.80

5 point scale: 1= unmet need ... 5 = met need

Appendix 2: 2008 CHALENG Needs Score by VA Facility - Provider (VA and Community) Assessment

VISN	VA Facility - 2008 Name	Provider Respondents N=	Legal Child Support	Legal Warrants/ Fines	Social Network
1	VA Boston HCS (VAMC Boston - 523 and VAMC W. Roxbury - 523A4), VAMC Brockton, MA - 523A5 and VAH Bedford, MA	32	2.84	3.04	3.07
1	VA Connecticut HCS (VAMC Newington and VAMC West Haven)	122	2.56	2.58	2.84
1	VAM&ROC Togus, ME - 402	34	2.34	2.23	2.43
1	VAM&ROC White River Junction, VT - 405	39	2.38	2.28	2.70
1	VAMC Manchester, NH - 608	28	2.44	2.48	3.12
1	VAMC Northampton, MA - 631 (Leeds)	34	2.48	2.66	3.13
1	VAMC Providence, RI - 650, Bristol, RI	10	2.20	2.50	3.00
2	VA Western New York HCS - (VAMC Batavia - 528A4 and VAMC Buffalo - 528)	79	2.66	2.50	2.94
2	VAMC Albany, NY - 500	49	3.26	3.25	3.46
2	VAMC Canandaigua, NY - 528A5, Bath, NY, Rochester, NY	25	2.65	2.76	2.89
2	VAMC Syracuse, NY - 670	41	2.54	2.50	2.84
3	VA Hudson Valley HCS (VAMC Castle Point - 620A4 and VAH Montrose - 620)	35	2.42	2.65	3.06
3	VA New Jersey HCS (VAMC East Orange - 561 and VAMC Lyons - 561A4)	9	4.00	3.88	4.00
3	VAMC Bronx, NY - 526, VA New York Harbor HCS (VAMC Brooklyn - 630A4 and VAMC New York - 630)	98	2.75	2.75	3.03
3	VAMC Northport, NY - 632	38	2.84	2.74	3.21
4	VA Pittsburgh HCS, PA (VAMC Pittsburgh (HD) - 646A5 and VAMC Pittsburgh (UD) - 646)	88	2.49	2.42	3.12
4	VAM&ROC Wilmington, DE - 460	22	2.57	2.55	3.05
4	VAMC Altoona, PA - 503	33	2.69	2.53	3.13
4	VAMC Butler, PA - 529	57	2.74	2.60	3.19
4	VAMC Clarksburg, WV - 540	40	2.57	2.43	3.05
4	VAMC Coatesville - 542	42	2.32	2.62	3.15
4	VAMC Erie, PA - 562	40	2.75	2.63	3.06

5 point scale: 1= unmet need ... 5 = met need

Appendix 2: 2008 CHALENG Needs Score by VA Facility - Provider (VA and Community) Assessment

VISN	VA Facility - 2008 Name	Provider Respondents N=	Legal Child Support	Legal Warrants/ Fines	Social Network
4	VAMC Lebanon, PA - 595	34	2.85	2.74	2.86
4	VAMC Philadelphia, PA - 642	52	2.57	2.53	2.94
4	VAMC Wilkes-Barre, PA - 693	75	2.88	2.88	3.06
5	VA Maryland HCS (VAMC Baltimore - 512, VAMC Fort Howard - 512A4 and VAMC Perry Point - 512A5)	3	2.00	4.00	4.33
5	VAMC Martinsburg, WV - 613	30	2.73	2.79	2.89
5	VAMC Washington, DC - 688	27	2.17	2.21	2.75
6	VAMC Asheville, NC - 637	29	3.08	2.75	3.40
6	VAMC Beckley, WV - 517	27	2.43	2.35	2.74
6	VAMC Durham, NC - 558	24	2.33	2.17	2.00
6	VAMC Fayetteville, NC - 565	34	2.00	1.93	2.30
6	VAMC Hampton, VA - 590	39	2.39	2.43	2.92
6	VAMC Richmond, VA - 652	9	2.38	2.25	3.88
6	VAMC Salem, VA - 658	10	2.75	2.86	3.11
6	VAMC Salisbury, NC - 659	84	2.49	2.53	2.59
7	VA Central Alabama HCS (VAMC Montgomery - 619 and VAMC Tuskegee - 619A4)	54	2.38	2.48	3.04
7	VAMC - Augusta, GA - 509	31	2.52	2.20	2.97
7	VAMC Atlanta, GA - 508 (Decatur, GA)	21	2.25	2.18	2.76
7	VAMC Birmingham, AL - 521	24	2.79	2.57	3.29
7	VAMC Charleston, SC - 534	34	2.84	2.88	3.31
7	VAMC Columbia, SC - 544	38	2.41	2.34	2.97
7	VAMC Dublin, GA - 557	33	2.28	2.13	2.81
7	VAMC Tuscaloosa, AL - 679	35	3.07	3.10	3.77
8	VA North Florida/South Georgia HCS (VAMC Gainesville - 573 and VAMC Lake City - 573A4)	91	2.31	2.33	2.65
8	VAH Tampa, FL - 673	30	2.41	2.50	2.81
8	VAMC Bay Pines - 516	27	2.48	2.61	3.00
8	VAMC Miami, FL - 546	68	2.68	2.61	3.00
8	VAMC West Palm Beach, FL - 548	37	2.79	2.65	2.81
8	VAMC San Juan, PR - 672	9	3.17	3.17	3.67

5 point scale: 1= unmet need ... 5 = met need

Appendix 2: 2008 CHALENG Needs Score by VA Facility - Provider (VA and Community) Assessment

VISN	VA Facility - 2008 Name	Provider Respondents N=	Legal Child Support	Legal Warrants/ Fines	Social Network
8	VAMC Orlando, FL-675	74	2.13	2.12	2.48
9	VAMC Huntington, WV - 581	22	2.55	2.40	2.65
9	VAMC Lexington, KY - 596	25	2.32	2.36	2.76
9	VAMC Louisville, KY - 603	81	2.72	2.75	2.91
9	VAMC Memphis, TN - 614	16	2.64	2.50	2.93
9	VAMC Mountain Home, TN - 621	10	2.40	2.40	3.00
9	VAMC Nashville, TN - 626 (Nashville and Murfreesboro)	37	2.81	3.19	3.42
10	VAMC Chillicothe, OH - 538	55	2.63	2.29	2.58
10	VAMC Cincinnati, OH - 539 (Ft. Thomas, KY)	29	2.48	2.44	2.75
10	VAMC Cleveland, OH - 541 (Brecksville, OH)	23	2.43	2.70	3.00
10	VAMC Dayton, OH - 552	12	2.91	2.83	3.50
10	VAOPC Columbus, OH - 757 (Grove City, OH)	27	2.44	2.68	2.92
11	VAOPC Toledo, OH and VA Ann Arbor HCS, MI - 506	27	2.83	2.96	3.38
11	VA Northern Indiana HCS (VAMC Fort Wayne - 610A4 and VAMC Marion - 610)	34	2.60	2.57	2.97
11	VAMC Battle Creek, MI - 515	38	3.11	3.04	3.22
11	VAMC Danville, IL - 550	41	2.60	2.29	2.97
11	VAMC Detroit, MI - 553	42	2.50	2.44	2.91
11	VAMC Indianapolis - 583	28	2.58	2.56	2.88
11	VAMC Saginaw, MI - 655	3			
12	VAH Hines, IL - 578 and VA Chicago HCS (VAMC Chicago (LS) - 537A4 and VAMC Chicago (WS) - 537)	12	2.50	2.33	2.75
12	VAH Madison, WI - 607	34	3.25	3.25	3.43
12	VAMC Iron Mountain, MI - 585	22	2.55	2.55	3.05
12	VAMC Milwaukee, WI - 695	89	2.44	2.30	2.78
12	VAMC North Chicago, IL - 556	23	2.77	2.86	3.00
12	VAMC Tomah, WI - 676	15	3.18	3.00	3.17

5 point scale: 1= unmet need ... 5 = met need

Appendix 2: 2008 CHALENG Needs Score by VA Facility - Provider (VA and Community) Assessment

VISN	VA Facility - 2008 Name	Provider Respondents N=	Legal Child Support	Legal Warrants/ Fines	Social Network
15	VA Eastern Kansas HCS (VAMC Leavenworth - 677A4)	22	2.33	2.59	3.10
15	VAH Columbia, MO - 543	105	2.36	2.22	2.67
15	VAM&ROC Wichita, KS - 452	30	2.21	2.43	2.64
15	VAMC Kansas City, MO - 589	43	2.36	2.35	2.64
15	VAMC Marion, IL - 609	32	2.67	2.54	3.10
15	VAMC Poplar Bluff, MO - 647	27	2.40	2.20	2.40
15	VAMC St. Louis, MO - 657	24	2.43	2.65	2.83
15	VAMC Topeka - 677	21	2.90	2.67	3.14
16	VA Central Arkansas HCS - 598	31	2.91	3.00	3.23
16	VA Gulf Coast HCS - 520, Biloxi, MS, Pensacola, FL	9	2.67	2.78	3.22
16	VAMC Alexandria, LA - 502	65	2.47	2.34	2.78
16	VAMC Fayetteville, AR - 564	16	2.83	2.67	3.00
16	VAMC Houston, TX - 580	45	2.81	3.00	3.03
16	VAMC Jackson, MS - 586	47	2.83	2.72	3.26
16	VAMC New Orleans, LA - 629	24	2.52	2.59	2.90
16	VAMC Oklahoma City, OK - 635	31	2.43	2.30	3.00
16	VAMC Shreveport, LA - 667	48	2.77	2.66	3.31
16	VAMC Muskogee, OK- 623 (Tulsa, OK)	28	2.55	2.68	3.05
17	VA Central Texas HCS (VAMC Marlin - 674A5, VAMC Temple - 674, VAMC Waco - 674A4 and VAOPC Austin - 674BY)	51	2.40	2.41	2.61
17	VA North Texas HCS (VAMC Bonham - 549A4 and VAMC Dallas - 549)	69	2.88	2.92	2.92
17	VA South Texas Veterans HCS (VA OPC Corpus Christi, TX - 671BZ)	14	2.69	2.86	3.21
17	VA South Texas Veterans HCS (VAMC Kerrville - 671A4 and VAH San Antonio - 671)	35	2.58	2.59	2.68
18	El Paso VA HCS, TX - 756	23	3.22	3.26	2.82
18	VA New Mexico HCS - 501	25	1.90	2.05	2.25
18	VA Northern Arizona HCS - 649	47	2.17	2.48	2.61
18	VA Southern Arizona HCS - 678	41	2.41	3.06	2.83

5 point scale: 1= unmet need ... 5 = met need

Appendix 2: 2008 CHALENG Needs Score by VA Facility - Provider (VA and Community) Assessment

VISN	VA Facility - 2008 Name	Provider Respondents N=	Legal Child Support	Legal Warrants/ Fines	Social Network
18	VAMC Amarillo, TX - 504	12	2.25	2.08	2.92
18	VA West Texas HCS - 519	25	2.52	2.09	2.17
18	VAMC Phoenix, AZ - 644	59	2.64	2.79	2.91
19	VA Montana HCS (VAM&ROC Ft. Harrison - 436 and VA Eastern Montana HCS - 436A4), Miles City, MT	18	2.08	1.92	2.36
19	VA Southern Colorado HCS, (Colorado Springs-567)	27	2.56	2.31	2.31
19	VAM&ROC Cheyenne, WY - 442	58	2.36	2.23	2.57
19	VA Eastern Colorado HCS (VAMC Denver - 554)	17	2.40	2.53	2.87
19	VAMC Grand Junction, CO - 575	4	2.00	2.00	2.50
19	VAMC Salt Lake City, UT - 660	48	2.57	2.55	2.79
19	VAMC Sheridan, WY - 666	14	2.63	2.75	3.67
20	VA Alaska HCS & RO - 463	22	2.63	2.63	2.89
20	VA DOM White City, OR - 692	18	2.87	2.94	3.13
20	VA Puget Sound HCS (VAMC American Lake - 663A4 and VAMC Seattle, WA - 663), Tacoma, WA	127	2.45	2.34	2.73
20	VA Roseburg HCS, OR - 653 (Eugene, OR)	52	2.36	2.22	2.63
20	VAMC Boise, ID - 531	11	2.91	2.91	2.73
20	VAMC Portland, OR - 648	45	2.12	2.14	2.56
20	VAMC Spokane, WA - 668	54	3.22	3.35	3.53
20	VAMC Walla Walla, WA - 687	14	2.25	2.45	3.25
21	VA Central California HCS, CA - 570	15	2.40	2.18	2.42
21	VA Northern California HCS - 612 (Martinez, Oakland and Sacramento)	11	2.50	2.60	2.56
21	VA Palo Alto HCS (VAMC Livermore - 640A4 and VAMC Palo Alto - 640), Menlo Park, CA	43	2.49	2.73	2.93
21	VA Sierra Nevada HCS, NV - 654	23	2.41	2.22	2.53
21	VAM&ROC Honolulu, HI - 459	30	2.44	2.37	2.52
21	VAMC San Francisco, CA - 662	6	1.67	2.50	3.33

5 point scale: 1= unmet need ... 5 = met need

Appendix 2: 2008 CHALENG Needs Score by VA Facility - Provider (VA and Community) Assessment

VISN	VA Facility - 2008 Name	Provider Respondents N=	Legal Child Support	Legal Warrants/ Fines	Social Network
22	VA Greater Los Angeles HCS (VAOPC Los Angeles - 691GE, VAMC Sepulveda - 691A4 and VAMC West Los Angeles - 691)	74	2.97	3.13	3.39
22	VA Southern Nevada HCS - 593	68	2.49	2.61	2.81
22	VAMC Loma Linda, CA - 605	52	2.56	2.71	3.00
22	VAMC Long Beach, CA - 600	48	2.77	2.72	3.09
22	VAMC San Diego, CA - 664	49	2.78	3.20	3.02
23	VA Black Hills HCS (VAMC Fort Meade - 568 and VAMC Hot Springs - 568A4)	14	1.82	2.23	2.79
23	VAH&ROC Sioux Falls, SD - 438	37	2.83	2.70	3.10
23	VAM&ROC Fargo, ND - 437	50	2.89	2.77	3.32
23	VAMC Minneapolis, MN - 618, and Superior, WI				
23	VAMC St. Cloud, MN - 656	11	2.40	2.50	2.64
23	VA Central Iowa HCS (VAMC Des Moines - 555, VAMC Knoxville - 555A4)	53	2.57	2.61	3.06
23	VA Nebraska Western Iowa HCS (VAMC Grand Island - 597A4 and VAMC Lincoln - 597)	14	2.79	2.86	3.21
23	VA Nebraska Western Iowa HCS (VAMC Omaha- 636)	30	3.71	3.50	3.70
23	VAMC Iowa City, IA - 584	69	2.70	2.66	2.96

5 point scale: 1= unmet need ... 5 = met need

Appendix 3: 2008 CHALENG Needs Score by Network - All Participants

VISN	All Respondents N=	Hygiene	Food	Clothing	Emergency Shelter	Transitional Housing	Permanent Housing	Detox	Substance Abuse Treatment	Emotional/Psychiatric Services	Dual Diagnosis Treatment	Family Counseling	Medical Services
1	636	3.53	3.69	3.48	3.42	3.06	2.55	3.49	3.60	3.60	3.43	2.82	3.85
2	335	3.65	3.82	3.60	3.47	3.35	2.95	3.73	3.91	3.73	3.54	3.12	4.02
3	438	3.61	3.72	3.43	3.51	3.24	2.65	3.56	3.81	3.71	3.48	3.06	3.96
4	562	3.45	3.80	3.61	3.36	3.16	2.63	3.59	3.81	3.75	3.55	3.07	4.01
5	313	4.03	4.16	3.90	3.94	3.82	3.13	3.85	4.18	3.96	3.79	3.17	4.29
6	433	3.46	3.54	3.35	3.06	2.96	2.19	3.31	3.53	3.44	3.25	2.78	3.70
7	668	3.90	4.01	3.72	3.65	3.38	2.69	3.79	4.02	3.74	3.60	3.12	4.12
8	790	3.56	3.74	3.48	3.22	3.31	2.51	3.45	3.56	3.50	3.33	2.94	3.97
9	509	3.86	4.14	3.81	3.88	3.89	2.84	3.80	3.99	3.69	3.45	2.93	4.08
10	421	3.60	3.89	3.53	3.65	3.33	2.66	3.68	3.90	3.69	3.43	3.03	3.97
11	477	3.81	3.86	3.73	3.65	3.52	2.97	3.68	3.82	3.73	3.52	3.33	4.04
12	462	3.79	3.91	3.70	3.59	3.45	2.57	3.66	3.78	3.68	3.44	2.92	3.99
15	626	3.66	3.73	3.60	3.32	3.16	2.50	3.69	3.84	3.78	3.52	3.12	3.87
16	835	3.85	3.98	3.70	3.82	3.74	2.77	3.74	3.99	3.79	3.54	3.09	4.09
17	667	3.57	3.72	3.33	3.42	3.08	2.54	3.45	3.60	3.45	3.22	2.78	3.86
18	491	3.76	3.88	3.75	3.58	3.29	2.48	3.44	3.63	3.48	3.24	2.87	3.86
19	361	3.61	3.81	3.69	3.46	3.04	2.35	3.50	3.53	3.47	3.27	2.81	3.88
20	763	3.65	3.75	3.64	3.26	3.06	2.59	3.37	3.59	3.45	3.23	2.87	3.78
21	374	3.75	3.93	3.59	3.66	3.66	2.73	3.69	3.99	3.69	3.45	2.94	4.05
22	1,087	3.75	3.86	3.55	3.41	3.54	2.69	3.65	3.84	3.60	3.35	3.06	3.98
23	463	3.79	3.95	3.81	3.49	3.16	2.66	3.46	3.56	3.56	3.29	3.08	3.89

5 point scale: 1= unmet need ... 5 = met need

Appendix 3: 2008 CHALENG Needs Score by Network - All Participants

VISN	All Respondents N=	Women's Health Care	Help With Medication	Drop-in Center	AIDS/HIV Testing/ Counseling	TB Testing	TB Treatment	Hepatitis C Testing	Dental Care	Eye Care	Glasses	VA Disability/ Pension	Welfare Payments
1	636	3.19	3.63	3.13	3.51	3.82	3.48	3.62	2.55	3.12	3.09	3.02	2.78
2	335	3.22	3.70	3.29	3.72	3.94	3.68	3.77	3.29	3.51	3.45	3.42	3.14
3	438	3.09	3.72	3.23	3.67	3.89	3.47	3.73	3.27	3.75	3.74	2.99	2.98
4	562	3.32	3.66	3.20	3.59	3.83	3.67	3.76	2.97	3.20	3.18	3.50	3.27
5	313	2.82	4.17	3.56	4.02	4.17	3.85	3.94	3.20	3.71	3.61	3.01	2.69
6	433	3.01	3.51	2.78	3.52	3.66	3.51	3.56	2.34	3.04	2.99	3.13	2.73
7	668	3.25	4.09	3.11	3.89	4.22	3.84	3.95	3.14	3.63	3.64	3.02	2.57
8	790	3.02	3.83	2.96	3.60	3.81	3.49	3.66	2.93	3.39	3.39	3.09	2.59
9	509	3.03	3.96	3.31	3.71	4.20	3.67	3.75	3.20	3.46	3.40	3.08	2.68
10	421	2.95	3.77	3.11	3.60	3.91	3.53	3.68	3.09	3.51	3.54	3.09	2.72
11	477	3.12	3.84	3.47	3.70	3.94	3.72	3.81	3.03	3.39	3.30	3.25	2.97
12	462	3.12	3.83	3.00	3.49	4.01	3.58	3.75	3.12	3.28	3.10	3.11	2.78
15	626	3.13	3.71	3.00	3.55	3.93	3.56	3.75	2.85	2.93	2.79	3.09	2.71
16	835	3.22	4.03	3.26	3.80	4.06	3.67	3.86	2.82	3.24	3.16	3.21	2.84
17	667	2.88	3.74	3.00	3.43	3.81	3.38	3.55	2.80	2.88	2.85	2.92	2.42
18	491	2.98	3.66	2.93	3.41	4.00	3.55	3.66	2.69	2.91	2.86	3.02	2.74
19	361	2.99	3.63	2.85	3.37	3.80	3.22	3.60	2.73	2.89	2.79	3.14	2.75
20	763	2.98	3.59	2.74	3.48	3.79	3.49	3.58	2.54	3.03	3.03	3.17	2.85
21	374	3.02	3.88	3.25	3.60	4.15	3.63	3.90	3.09	3.33	3.17	3.17	3.02
22	1,087	3.07	3.80	2.95	3.71	4.25	3.72	3.83	2.88	3.16	3.03	2.95	2.57
23	463	3.33	3.62	2.98	3.46	3.58	3.44	3.50	2.84	3.28	3.27	3.43	3.11

5 point scale: 1= unmet need ... 5 = met need

Appendix 3: 2008 CHALENG Needs Score by Network - All Participants

VISN	All Respondents N=	SSI/SSD Process	Guardianship (Financial)	Help Managing Money	Job Training	Job Placement	Help Getting ID/ Documents	Transportation	Education	Child care	Family Reconciliation	Discharge Upgrade
1	636	2.96	2.77	2.90	2.93	3.03	3.42	3.16	3.12	2.52	2.60	2.92
2	335	3.13	2.89	3.04	3.31	3.36	3.56	3.28	3.37	2.76	2.82	3.18
3	438	2.95	2.79	3.01	2.93	3.08	3.44	3.24	3.06	2.48	2.74	2.88
4	562	3.28	2.96	3.01	3.16	3.31	3.44	3.12	3.13	2.52	2.71	3.17
5	313	3.03	2.51	3.38	3.26	3.31	3.87	3.90	3.57	2.30	2.75	2.99
6	433	2.90	2.67	2.83	2.91	2.91	3.46	2.99	2.93	2.34	2.48	2.92
7	668	2.84	2.77	3.15	3.06	3.15	3.60	3.34	3.21	2.57	2.70	2.87
8	790	2.66	2.63	2.87	2.80	2.96	3.42	3.18	2.99	2.40	2.50	2.73
9	509	2.80	2.74	3.09	3.03	3.32	3.80	3.64	3.34	2.57	2.58	2.92
10	421	2.83	2.73	2.93	2.87	3.01	3.63	3.40	3.07	2.55	2.61	2.78
11	477	2.94	2.90	3.04	3.13	3.19	3.58	3.48	3.33	2.76	2.94	3.17
12	462	2.86	2.84	3.13	2.89	3.09	3.49	3.18	3.22	2.49	2.56	2.88
15	626	2.81	2.75	2.94	2.90	3.02	3.39	2.74	2.92	2.41	2.67	2.94
16	835	3.02	2.82	3.11	3.07	3.24	3.58	3.54	3.28	2.60	2.67	2.95
17	667	2.61	2.61	2.99	2.79	3.06	3.52	3.08	2.79	2.43	2.49	2.78
18	491	2.88	2.66	2.89	2.90	3.15	3.43	3.28	3.09	2.41	2.52	2.77
19	361	2.80	2.67	2.80	2.81	2.94	3.22	2.92	2.94	2.36	2.43	2.77
20	763	2.90	2.80	2.90	2.90	3.05	3.32	3.14	3.04	2.42	2.58	3.02
21	374	3.13	2.75	3.11	3.17	3.25	3.66	3.43	3.22	2.38	2.63	2.94
22	1,087	2.84	2.63	2.98	2.97	3.08	3.59	3.48	3.15	2.42	2.62	2.75
23	463	3.09	2.93	3.03	3.15	3.27	3.51	3.29	3.26	2.74	2.80	3.03

5 point scale: 1= unmet need ... 5 = met need

Appendix 3: 2008 CHALENG Needs Score by Network - All Participants

VISN	All Respondents N=	Spiritual	Incarcerated Veterans	Elder Healthcare	Credit Counseling	Legal Child Support	Legal Warrants/ Fines	Social Network
1	636	3.41	2.69	3.07	2.65	2.61	2.78	3.05
2	335	3.47	2.98	3.13	2.81	2.83	2.80	3.17
3	438	3.43	2.90	3.00	2.72	2.74	2.83	3.13
4	562	3.57	2.90	3.39	2.86	2.62	2.65	3.15
5	313	3.90	3.04	3.06	3.18	2.78	2.92	3.67
6	433	3.55	2.64	2.90	2.70	2.53	2.53	2.97
7	668	3.78	2.92	3.10	2.79	2.63	2.63	3.25
8	790	3.34	2.62	2.86	2.69	2.48	2.44	2.95
9	509	3.81	2.87	3.06	2.82	2.64	2.76	3.32
10	421	3.58	2.91	3.02	2.72	2.59	2.67	3.07
11	477	3.63	2.95	3.13	2.97	2.82	2.88	3.21
12	462	3.45	2.76	3.08	2.85	2.67	2.65	3.04
15	626	3.61	2.71	2.97	2.62	2.46	2.53	2.96
16	835	3.69	2.86	3.06	2.60	2.53	2.57	3.19
17	667	3.42	2.70	2.83	2.74	2.55	2.66	3.01
18	491	3.33	2.77	2.93	2.77	2.52	2.79	3.01
19	361	3.25	2.60	2.90	2.63	2.40	2.31	2.81
20	763	3.40	2.68	3.02	2.75	2.50	2.58	3.00
21	374	3.29	2.85	2.88	2.94	2.68	2.80	3.11
22	1,087	3.33	2.84	2.87	2.78	2.64	2.99	3.06
23	463	3.47	2.81	3.21	2.91	2.78	2.72	3.12

5 point scale: 1= unmet need ... 5 = met need

Appendix 4: 2008 CHALENG Integration and Implementation Scores by VA Facility - Community Provider Assessment

VISN	VA Facility - 2008 Name	Provider Respondents N=	VA Access*	VA Service Coordination*	Regular Meetings	Service Co-Location	Cross Training	Interagency Agreement	Client Tracking	Joint Funding
1	VA Boston HCS (VAMC Boston - 523 and VAMC W. Roxbury - 523A4), VAMC Brockton, MA - 523A5 and VAH Bedford, MA	32	3.80	3.77	2.64	2.40	2.31	2.50	1.52	2.05
1	VA Connecticut HCS (VAMC Newington and VAMC West Haven)	122	3.31	3.38	2.33	1.69	1.78	1.90	1.54	1.55
1	VAM&ROC Togus, ME - 402	34	3.00	3.13	2.42	1.96	1.77	2.26	1.52	1.77
1	VAM&ROC White River Junction, VT - 405	39	3.11	3.27	2.40	1.52	1.63	2.29	1.21	1.71
1	VAMC Manchester, NH - 608	28	3.89	4.00	2.45	1.36	1.82	2.18	1.18	1.36
1	VAMC Northampton, MA - 631 (Leeds)	34	3.80	3.80	2.97	2.59	2.10	2.48	1.62	1.90
1	VAMC Providence, RI - 650, Bristol, RI	10	3.40	3.50	1.71	2.43	1.71	1.29	1.29	1.43
2	VA Western New York HCS - (VAMC Batavia - 528A4 and VAMC Buffalo - 528)	79	3.60	3.52	2.53	2.17	2.27	2.16	1.67	1.86
2	VAMC Albany, NY - 500	49	3.80	3.93	2.72	2.38	2.38	2.54	1.72	1.92
2	VAMC Canandaigua, NY - 528A5, Bath, NY, Rochester, NY	25	3.86	3.81	3.27	2.05	2.52	2.86	1.95	1.81
2	VAMC Syracuse, NY - 670	41	3.80	4.13	2.88	1.91	2.00	2.56	1.76	1.76
3	VA Hudson Valley HCS (VAMC Castle Point - 620A4 and VAH Montrose - 620)	35	3.88	3.91	2.63	1.93	2.11	2.46	1.78	1.73
3	VA New Jersey HCS (VAMC East Orange - 561 and VAMC Lyons - 561A4)	9	4.44	4.44	3.50	3.75	3.25	3.67	3.33	3.00
3	VAMC Bronx, NY - 526, VA New York Harbor HCS (VAMC Brooklyn - 630A4 and VAMC New York - 630)	98	3.42	3.51	2.72	2.52	2.53	2.63	2.44	2.26
3	VAMC Northport, NY - 632	38	4.09	4.00	3.04	2.16	2.48	2.72	2.08	2.00
4	VA Pittsburgh HCS, PA (VAMC Pittsburgh (HD) - 646A5 and VAMC Pittsburgh (UD) - 646)	88	3.85	3.65	2.71	2.13	2.49	2.51	2.06	1.98
4	VAM&ROC Wilmington, DE - 460	22	3.95	4.29	3.67	2.50	2.50	2.67	2.00	2.50
4	VAMC Altoona, PA - 503	33	3.52	3.58	2.27	1.79	2.17	2.14	1.46	1.31
4	VAMC Butler, PA - 529	57	3.52	3.46	2.26	1.85	2.00	2.09	1.30	1.36
4	VAMC Clarksburg, WV - 540	40	3.93	4.27	2.61	2.17	2.10	2.67	1.93	1.90
4	VAMC Coatesville - 542	42	3.65	3.58	2.64	2.54	2.04	2.64	2.09	1.75

* Integration items (VA accessibility/service coordination): 5 point scale (1=not ... 5=highly). Implementation items: 4 point scale (1=none 2=low 3=moderate 4=high)

Appendix 4: 2008 CHALENG Integration and Implementation Scores by VA Facility - Community Provider Assessment

VISN	VA Facility - 2008 Name	Provider Respondents N=	VA Access*	VA Service Coordination*	Regular Meetings	Service Co-Location	Cross Training	Interagency Agreement	Client Tracking	Joint Funding
4	VAMC Erie, PA - 562	40	3.86	3.76	2.18	1.36	1.82	1.97	1.47	1.45
4	VAMC Lebanon, PA - 595	34	3.56	3.63	2.23	1.57	1.55	2.10	1.29	1.90
4	VAMC Philadelphia, PA - 642	52	3.33	3.67	2.65	2.18	2.08	2.54	1.89	2.03
4	VAMC Wilkes-Barre, PA - 693	75	3.82	3.89	2.61	2.09	2.12	2.28	1.85	1.78
5	VA Maryland HCS (VAMC Baltimore - 512, VAMC Fort Howard - 512A4 and VAMC Perry Point - 512A5)	3	4.33	4.33	4.00	1.00	2.00	4.00	1.00	1.00
5	VAMC Martinsburg, WV - 613	30	3.64	3.65	2.22	1.87	2.09	2.09	1.91	1.87
5	VAMC Washington, DC - 688	27	3.89	3.78	2.92	2.04	2.16	2.71	1.70	1.65
6	VAMC Asheville, NC - 637	29	3.90	3.93	3.13	2.04	2.55	2.82	2.13	1.86
6	VAMC Beckley, WV - 517	27	3.44	3.04	1.80	1.60	1.93	1.36	1.50	1.50
6	VAMC Durham, NC - 558	24	3.41	3.47	3.00	2.50	3.00	2.50	3.00	2.67
6	VAMC Fayetteville, NC - 565	34	2.66	3.07	2.09	1.52	1.68	1.76	1.66	1.43
6	VAMC Hampton, VA - 590	39	3.76	3.84	2.63	2.15	2.15	2.19	1.38	1.54
6	VAMC Richmond, VA - 652	9	4.13	4.38	3.14	2.14	2.86	3.29	1.86	1.14
6	VAMC Salem, VA - 658	10	3.80	3.70	3.33	1.50	1.56	2.13	1.33	1.22
6	VAMC Salisbury, NC - 659	84	3.21	3.36	2.52	1.78	1.99	2.08	1.86	1.58
7	VA Central Alabama HCS (VAMC Montgomery - 619 and VAMC Tuskegee - 619A4)	54	3.63	3.67	2.26	2.05	2.00	2.16	1.89	1.76
7	VAMC - Augusta, GA - 509	31	3.64	3.67	2.24	1.40	1.96	1.76	1.32	1.20
7	VAMC Atlanta, GA - 508 (Decatur, GA)	21	3.19	3.45	2.50	2.00	1.88	2.38	1.81	2.13
7	VAMC Birmingham, AL - 521	24	3.43	3.50	2.35	1.50	1.69	2.13	1.63	1.50
7	VAMC Charleston, SC - 534	34	4.10	4.28	2.76	2.20	2.31	2.93	1.73	2.00
7	VAMC Columbia, SC - 544	38	3.71	3.66	2.80	2.00	2.38	2.34	2.25	1.70
7	VAMC Dublin, GA - 557	33	3.74	3.48	2.46	2.07	1.48	1.96	1.58	1.85
7	VAMC Tuscaloosa, AL - 679	35	4.09	4.00	2.73	2.43	2.57	2.52	2.22	2.35
8	VA North Florida/South Georgia HCS (VAMC Gainesville - 573 and VAMC Lake City - 573A4)	91	3.62	3.69	2.83	2.35	2.00	2.37	1.71	1.77
8	VAH Tampa, FL - 673	30	3.79	3.91	2.47	1.73	1.93	2.64	1.50	1.60
8	VAMC Bay Pines - 516	27	3.67	3.52	2.30	1.79	1.65	2.00	1.42	1.57
8	VAMC Miami, FL - 546	68	3.87	3.96	2.57	2.02	1.88	2.19	1.82	1.75

* Integration items (VA accessibility/service coordination): 5 point scale (1=not ... 5=highly). Implementation items: 4 point scale (1=none 2=low 3=moderate 4=high)

Appendix 4: 2008 CHALENG Integration and Implementation Scores by VA Facility - Community Provider Assessment

VISN	VA Facility - 2008 Name	Provider Respondents N=	VA Access*	VA Service Coordination*	Regular Meetings	Service Co-Location	Cross Training	Interagency Agreement	Client Tracking	Joint Funding
8	VAMC West Palm Beach, FL - 548	37	3.94	4.14	2.73	2.03	2.42	2.63	2.00	1.82
8	VAMC San Juan, PR - 672	9	3.89	3.89	3.57	1.71	2.57	2.71	2.00	2.14
8	VAMC Orlando, FL-675	74	3.10	3.10	2.13	1.50	1.75	1.80	1.50	1.57
9	VAMC Huntington, WV - 581	22	3.50	3.60	2.25	1.94	1.40	1.87	1.40	1.60
9	VAMC Lexington, KY - 596	25	3.76	3.80	2.88	2.13	2.29	2.83	1.83	1.77
9	VAMC Louisville, KY - 603	81	3.83	3.90	2.42	1.84	1.90	2.07	2.05	1.90
9	VAMC Memphis, TN - 614	16	3.69	3.63	2.53	2.13	2.13	1.93	1.67	1.73
9	VAMC Mountain Home, TN - 621	10	4.10	4.50	3.00	1.80	2.50	2.80	2.40	2.00
9	VAMC Nashville, TN - 626 (Nashville and Murfreesboro)	37	4.15	4.39	3.19	2.23	2.31	3.19	2.30	2.60
10	VAMC Chillicothe, OH - 538	55	3.44	3.24	2.18	1.33	1.50	1.83	1.31	1.35
10	VAMC Cincinnati, OH - 539 (Ft. Thomas, KY)	29	4.31	4.31	3.08	2.50	2.42	3.00	2.32	2.56
10	VAMC Cleveland, OH - 541 (Brecksville, OH)	23	3.91	4.05	3.16	2.47	2.18	3.00	2.00	2.16
10	VAMC Dayton, OH - 552	12	4.33	4.50	3.29	1.43	2.14	3.71	1.86	1.71
10	VAOPC Columbus, OH - 757 (Grove City, OH)	27	4.12	4.08	3.23	2.52	1.95	2.71	1.90	2.10
11	VAOPC Toledo, OH and VA Ann Arbor HCS, MI - 506	27	4.19	4.12	2.73	2.48	1.83	2.52	1.58	1.52
11	VA Northern Indiana HCS (VAMC Fort Wayne - 610A4 and VAMC Marion - 610)	34	3.22	3.03	2.57	1.96	1.96	1.92	1.61	1.64
11	VAMC Battle Creek, MI - 515	38	3.77	3.72	2.67	2.27	2.15	2.31	1.96	2.08
11	VAMC Danville, IL - 550	41	3.45	3.43	2.48	1.47	1.77	2.29	1.58	1.35
11	VAMC Detroit, MI - 553	42	3.68	3.83	2.63	1.86	2.11	2.03	1.87	1.68
11	VAMC Indianapolis - 583	28	3.32	3.67	3.00	2.45	2.11	2.13	1.50	2.33
11	VAMC Saginaw, MI - 655	3	3.33	3.67	2.67	2.33	2.67	2.67	2.67	2.67
12	VAH Hines, IL - 578 and VA Chicago HCS (VAMC Chicago (LS) - 537A4 and VAMC Chicago (WS) - 537)	12	3.67	3.50	2.40	1.50	2.10	2.50	1.70	1.50
12	VAH Madison, WI - 607	34	3.97	4.06	3.00	2.10	2.27	2.38	2.00	2.04
12	VAMC Iron Mountain, MI - 585	22	3.89	4.00	2.54	1.46	1.77	1.92	1.15	1.15
12	VAMC Milwaukee, WI - 695	89	3.34	3.41	2.23	1.94	1.83	2.14	1.62	1.55

* Integration items (VA accessibility/service coordination): 5 point scale (1=not ... 5=highly). Implementation items: 4 point scale (1=none 2=low 3=moderate 4=high)

Appendix 4: 2008 CHALENG Integration and Implementation Scores by VA Facility - Community Provider Assessment

VISN	VA Facility - 2008 Name	Provider Respondents N=	VA Access*	VA Service Coordination*	Regular Meetings	Service Co-Location	Cross Training	Interagency Agreement	Client Tracking	Joint Funding
12	VAMC North Chicago, IL - 556	23	3.91	3.74	2.05	1.70	1.65	2.30	1.17	1.37
12	VAMC Tomah, WI - 676	15	3.86	4.15	2.90	2.00	2.50	2.40	2.30	2.10
15	VA Eastern Kansas HCS (VAMC Leavenworth - 677A4)	22	3.95	4.10	3.21	2.38	2.31	3.00	1.54	2.08
15	VAH Columbia, MO - 543	105	3.47	3.59	2.28	1.59	1.68	2.00	1.61	1.64
15	VAM&ROC Wichita, KS - 452	30	3.63	3.86	2.63	1.54	1.77	1.84	1.42	1.44
15	VAMC Kansas City, MO - 589	43	3.21	3.43	2.00	1.32	1.92	1.92	1.57	1.38
15	VAMC Marion, IL - 609	32	3.27	3.30	1.92	1.42	1.50	1.65	1.20	1.16
15	VAMC Poplar Bluff, MO - 647	27	2.68	2.90	1.33	1.38	1.33	1.50	1.29	1.21
15	VAMC St. Louis, MO - 657	24	3.50	3.88	3.00	2.00	1.94	2.65	1.53	2.53
15	VAMC Topeka - 677	21	4.19	4.26	2.38	1.71	2.13	2.31	1.94	1.67
16	VA Central Arkansas HCS - 598	31	3.93	4.00	3.24	2.18	2.25	2.00	2.00	2.08
16	VA Gulf Coast HCS - 520, Biloxi, MS, Pensacola, FL	9	4.11	4.56	2.33	1.11	1.33	1.78	1.00	1.11
16	VAMC Alexandria, LA - 502	65	3.74	3.85	2.48	2.11	2.04	2.58	2.00	1.96
16	VAMC Fayetteville, AR - 564	16	3.75	3.81	2.08	1.69	1.54	1.31	1.31	1.33
16	VAMC Houston, TX - 580	45	3.33	3.24	2.28	1.60	1.69	2.09	1.69	1.65
16	VAMC Jackson, MS - 586	47	4.33	4.10	3.16	1.89	2.16	2.62	1.54	2.05
16	VAMC New Orleans, LA - 629	24	3.52	3.87	2.64	2.24	2.10	2.57	2.36	2.14
16	VAMC Oklahoma City, OK - 635	31	3.94	3.97	2.95	2.20	2.37	2.42	1.84	1.89
16	VAMC Shreveport, LA - 667	48	4.17	4.21	2.85	1.44	2.31	2.35	1.88	1.69
16	VAMC Muskogee, OK- 623 (Tulsa, OK)	28	3.54	3.50	2.60	2.17	1.72	2.22	1.96	1.58
17	VA Central Texas HCS (VAMC Marlin - 674A5, VAMC Temple - 674, VAMC Waco - 674A4 and VAOPC Austin - 674BY)	51	3.61	3.70	2.49	1.67	1.62	2.17	1.49	1.42
17	VA North Texas HCS (VAMC Bonham - 549A4 and VAMC Dallas - 549)	69	3.58	3.75	2.67	2.80	2.15	2.46	1.89	1.87
17	VA South Texas Veterans HCS (VA OPC Corpus Christi, TX - 671BZ)	14	3.64	3.69	2.85	2.00	2.08	2.38	2.08	1.62
17	VA South Texas Veterans HCS (VAMC Kerrville - 671A4 and VAH San Antonio - 671)	35	3.91	3.86	2.33	1.64	1.96	2.08	1.79	1.64
18	El Paso VA HCS, TX - 756	23	3.41	3.50	2.90	2.35	2.40	2.80	2.55	2.45

* Integration items (VA accessibility/service coordination): 5 point scale (1=not ... 5=highly). Implementation items: 4 point scale (1=none 2=low 3=moderate 4=high)

Appendix 4: 2008 CHALENG Integration and Implementation Scores by VA Facility - Community Provider Assessment

VISN	VA Facility - 2008 Name	Provider Respondents N=	VA Access*	VA Service Coordination*	Regular Meetings	Service Co-Location	Cross Training	Interagency Agreement	Client Tracking	Joint Funding
18	VA New Mexico HCS - 501	25	3.13	3.25	2.59	2.00	2.14	2.57	1.67	1.81
18	VA Northern Arizona HCS - 649	47	3.62	3.45	2.55	2.71	2.07	2.48	1.93	2.19
18	VA Southern Arizona HCS - 678	41	3.68	3.55	2.90	1.91	2.03	2.84	1.78	2.41
18	VAMC Amarillo, TX - 504	12	3.42	3.58	2.67	1.17	1.83	2.50	1.45	1.42
18	VA West Texas HCS - 519	25	2.70	2.95	1.61	1.17	1.22	1.26	1.17	1.13
18	VAMC Phoenix, AZ - 644	59	3.65	3.98	3.02	2.74	2.33	2.70	1.96	2.32
19	VA Montana HCS (VAM&ROC Ft. Harrison - 436 and VA Eastern Montana HCS - 436A4), Miles City, MT	18	2.67	2.88	2.54	1.77	2.15	2.25	1.83	1.92
19	VA Southern Colorado HCS, (Colorado Springs-567)	27	3.04	3.48	1.75	1.13	1.48	1.43	1.21	1.13
19	VAM&ROC Cheyenne, WY - 442	58	3.76	3.85	2.45	1.64	1.81	2.10	1.62	1.52
19	VA Eastern Colorado HCS (VAMC Denver - 554)	17	3.50	3.53	2.73	2.07	2.00	2.75	1.63	1.88
19	VAMC Grand Junction, CO - 575	4	4.00	4.00	3.00	2.50	2.00	2.75	1.75	2.00
19	VAMC Salt Lake City, UT - 660	48	3.67	4.05	3.00	2.22	2.59	2.76	1.86	2.14
19	VAMC Sheridan, WY - 666	14	4.50	4.55	3.22	2.89	2.40	3.11	2.00	2.33
20	VA Alaska HCS & RO - 463	22	3.62	3.60	2.72	1.78	2.17	2.24	1.94	1.89
20	VA DOM White City, OR - 692	18	3.50	3.88	2.62	1.45	2.00	2.27	1.36	1.36
20	VA Puget Sound HCS (VAMC American Lake - 663A4 and VAMC Seattle, WA - 663), Tacoma, WA	127	3.40	3.38	2.54	2.00	1.89	2.15	1.55	1.74
20	VA Roseburg HCS, OR - 653 (Eugene, OR)	52	3.20	3.32	2.91	2.05	2.10	2.35	1.86	1.84
20	VAMC Boise, ID - 531	11	3.91	4.00	2.88	1.50	2.00	2.38	1.75	1.88
20	VAMC Portland, OR - 648	45	3.07	3.00	2.47	1.71	1.64	2.19	1.59	1.65
20	VAMC Spokane, WA - 668	54	4.12	4.08	2.43	2.29	2.18	2.59	1.65	1.73
20	VAMC Walla Walla, WA - 687	14	3.31	3.46	2.70	1.73	2.00	2.27	1.30	1.64
21	VA Central California HCS, CA - 570	15	3.27	3.14	2.27	1.47	1.47	1.60	1.47	1.13
21	VA Northern California HCS - 612 (Martinez, Oakland and Sacramento)	11	3.55	3.73	3.00	2.64	2.36	2.70	1.73	2.55
21	VA Palo Alto HCS (VAMC Livermore - 640A4 and VAMC Palo Alto - 640), Menlo Park, CA	43	3.79	3.91	2.87	2.50	2.30	2.60	1.85	1.90

* Integration items (VA accessibility/service coordination): 5 point scale (1=not ... 5=highly). Implementation items: 4 point scale (1=none 2=low 3=moderate 4=high)

Appendix 4: 2008 CHALENG Integration and Implementation Scores by VA Facility - Community Provider Assessment

VISN	VA Facility - 2008 Name	Provider Respondents N=	VA Access*	VA Service Coordination*	Regular Meetings	Service Co-Location	Cross Training	Interagency Agreement	Client Tracking	Joint Funding
21	VA Sierra Nevada HCS, NV - 654	23	3.27	3.09	2.14	1.58	1.65	1.65	1.00	1.42
21	VAM&ROC Honolulu, HI - 459	30	3.00	3.11	2.22	1.57	1.57	1.82	1.68	1.36
21	VAMC San Francisco, CA - 662	6	3.20	3.80	2.67	2.17	1.67	3.00	2.33	2.00
22	VA Greater Los Angeles HCS (VAOPC Los Angeles - 691GE, VAMC Sepulveda - 691A4 and VAMC West Los Angeles - 691)	74	4.11	4.04	3.31	2.28	2.45	3.28	1.86	2.16
22	VA Southern Nevada HCS - 593	68	3.58	3.72	2.86	2.24	2.21	3.00	2.21	2.13
22	VAMC Loma Linda, CA - 605	52	3.27	3.49	2.07	1.74	1.75	2.19	1.76	1.55
22	VAMC Long Beach, CA - 600	48	3.87	3.91	3.21	2.78	2.66	2.84	2.09	2.38
22	VAMC San Diego, CA - 664	49	3.49	3.56	2.81	2.25	2.19	2.71	2.06	2.51
23	VA Black Hills HCS (VAMC Fort Meade - 568 and VAMC Hot Springs - 568A4)	14	3.86	3.64	2.90	2.00	2.00	2.60	1.90	2.20
23	VAH&ROC Sioux Falls, SD - 438	37	3.58	3.69	2.42	1.69	2.35	2.42	1.81	1.81
23	VAM&ROC Fargo, ND - 437	50	4.02	3.86	2.63	1.87	1.90	2.34	1.62	1.74
23	VAMC Minneapolis, MN - 618, and Superior, WI									
23	VAMC St. Cloud, MN - 656	11	4.27	4.18	2.73	1.70	1.91	2.10	1.20	1.50
23	VA Central Iowa HCS (VAMC Des Moines - 555, VAMC Knoxville - 555A4)	53	3.70	3.75	2.98	2.53	2.05	2.79	1.76	1.68
23	VA Nebraska Western Iowa HCS (VAMC Grand Island - 597A4 and VAMC Lincoln - 597)	14	3.79	3.85	2.36	1.50	1.86	2.07	1.29	1.14
23	VA Nebraska Western Iowa HCS (VAMC Omaha- 636)	30	3.44	3.31	1.96	1.62	1.56	1.54	1.61	1.35
23	VAMC Iowa City, IA - 584	69	3.63	3.84	2.78	1.94	2.17	2.60	1.80	1.62

* Integration items (VA accessibility/service coordination): 5 point scale (1=not ... 5=highly). Implementation items: 4 point scale (1=none 2=low 3=moderate 4=high)

Appendix 4: 2008 CHALENG Integration and Implementation Scores by VA Facility - Community Provider Assessment

VISN	VA Facility - 2008 Name	Provider Respondents N=	Standard Forms	Joint Service Teams	Combined Programs	Flexible Funding	Special Waivers	System Coordinator
1	VA Boston HCS (VAMC Boston - 523 and VAMC W. Roxbury - 523A4), VAMC Brockton, MA - 523A5 and VAH Bedford, MA	32	2.20	2.35	2.39	1.92	2.08	2.29
1	VA Connecticut HCS (VAMC Newington and VAMC West Haven)	122	1.56	2.04	1.86	1.51	1.58	1.80
1	VAM&ROC Togus, ME - 402	34	1.64	2.09	1.55	1.50	1.41	1.82
1	VAM&ROC White River Junction, VT - 405	39	1.75	1.88	1.88	1.75	1.64	1.74
1	VAMC Manchester, NH - 608	28	1.36	2.27	1.45	1.27	1.27	1.09
1	VAMC Northampton, MA - 631 (Leeds)	34	2.03	2.45	2.28	1.72	1.66	2.03
1	VAMC Providence, RI - 650, Bristol, RI	10	1.43	1.86	1.71	1.29	1.43	1.57
2	VA Western New York HCS - (VAMC Batavia - 528A4 and VAMC Buffalo - 528)	79	2.00	1.92	1.88	1.66	1.79	1.94
2	VAMC Albany, NY - 500	49	2.19	2.40	2.32	1.76	1.83	2.16
2	VAMC Canandaigua, NY - 528A5, Bath, NY, Rochester, NY	25	2.10	2.52	2.05	1.95	1.89	2.26
2	VAMC Syracuse, NY - 670	41	1.91	2.39	2.19	1.56	1.65	2.00
3	VA Hudson Valley HCS (VAMC Castle Point - 620A4 and VAH Montrose - 620)	35	1.81	2.28	1.96	1.62	1.69	1.62
3	VA New Jersey HCS (VAMC East Orange - 561 and VAMC Lyons - 561A4)	9	3.33	3.67	4.00	3.33	3.33	3.33
3	VAMC Bronx, NY - 526, VA New York Harbor HCS (VAMC Brooklyn - 630A4 and VAMC New York - 630)	98	2.50	2.64	2.43	2.28	2.36	2.42
3	VAMC Northport, NY - 632	38	2.52	2.68	2.60	2.08	2.32	2.48
4	VA Pittsburgh HCS, PA (VAMC Pittsburgh (HD) - 646A5 and VAMC Pittsburgh (UD) - 646)	88	2.33	2.58	2.31	2.08	2.16	2.20
4	VAM&ROC Wilmington, DE - 460	22	2.50	2.33	2.33	2.17	2.00	2.33
4	VAMC Altoona, PA - 503	33	2.00	1.86	1.79	1.48	1.45	1.79
4	VAMC Butler, PA - 529	57	1.61	2.02	1.83	1.53	1.58	2.02
4	VAMC Clarksburg, WV - 540	40	1.97	2.30	2.37	1.77	2.07	2.20
4	VAMC Coatesville - 542	42	2.15	2.39	2.38	1.91	1.90	2.14

* Integration items (VA accessibility/service coordination): 5 point scale (1=not ... 5=highly). Implementation items: 4 point scale (1=none 2=low 3=moderate 4=high)

Appendix 4: 2008 CHALENG Integration and Implementation Scores by VA Facility - Community Provider Assessment

VISN	VA Facility - 2008 Name	Provider Respondents N=	Standard Forms	Joint Service Teams	Combined Programs	Flexible Funding	Special Waivers	System Coordinator
4	VAMC Erie, PA - 562	40	1.38	1.74	1.47	1.34	1.44	1.55
4	VAMC Lebanon, PA - 595	34	1.40	1.95	1.76	1.33	1.38	1.79
4	VAMC Philadelphia, PA - 642	52	2.13	2.44	2.28	1.71	1.86	2.14
4	VAMC Wilkes-Barre, PA - 693	75	2.02	2.48	2.12	1.83	1.83	1.76
5	VA Maryland HCS (VAMC Baltimore - 512, VAMC Fort Howard - 512A4 and VAMC Perry Point - 512A5)	3	2.00	4.00	4.00	1.33	2.00	1.00
5	VAMC Martinsburg, WV - 613	30	1.74	1.91	1.95	1.74	1.74	1.78
5	VAMC Washington, DC - 688	27	2.09	2.45	1.79	1.92	1.52	1.83
6	VAMC Asheville, NC - 637	29	2.09	2.41	2.27	2.05	2.05	2.29
6	VAMC Beckley, WV - 517	27	1.21	1.86	1.43	1.64	1.21	1.79
6	VAMC Durham, NC - 558	24	2.50	2.00	2.67	2.00	2.50	1.67
6	VAMC Fayetteville, NC - 565	34	1.53	1.57	1.47	1.36	1.25	1.46
6	VAMC Hampton, VA - 590	39	1.84	2.08	2.04	1.54	1.65	1.81
6	VAMC Richmond, VA - 652	9	2.14	2.50	2.43	1.14	1.43	1.86
6	VAMC Salem, VA - 658	10	1.44	2.11	1.33	1.00	1.22	1.44
6	VAMC Salisbury, NC - 659	84	1.82	2.06	1.90	1.66	1.67	1.79
7	VA Central Alabama HCS (VAMC Montgomery - 619 and VAMC Tuskegee - 619A4)	54	1.97	2.05	2.14	1.75	1.89	2.22
7	VAMC - Augusta, GA - 509	31	1.32	1.88	1.67	1.39	1.74	1.67
7	VAMC Atlanta, GA - 508 (Decatur, GA)	21	2.19	2.00	2.06	1.69	2.00	2.06
7	VAMC Birmingham, AL - 521	24	1.88	2.00	1.88	1.44	1.44	1.50
7	VAMC Charleston, SC - 534	34	2.20	2.53	2.00	2.07	2.07	2.13
7	VAMC Columbia, SC - 544	38	2.00	2.46	2.14	1.64	1.69	1.93
7	VAMC Dublin, GA - 557	33	1.77	1.92	2.15	1.65	1.73	1.69
7	VAMC Tuscaloosa, AL - 679	35	2.45	2.73	2.59	2.64	2.45	2.50
8	VA North Florida/South Georgia HCS (VAMC Gainesville - 573 and VAMC Lake City - 573A4)	91	1.98	2.39	2.30	1.67	1.82	2.03
8	VAH Tampa, FL - 673	30	1.67	2.29	1.93	1.36	1.57	1.79
8	VAMC Bay Pines - 516	27	1.58	2.04	1.83	1.38	1.43	1.79
8	VAMC Miami, FL - 546	68	1.96	2.22	2.14	1.56	1.71	1.84

* Integration items (VA accessibility/service coordination): 5 point scale (1=not ... 5=highly). Implementation items: 4 point scale (1=none 2=low 3=moderate 4=high)

Appendix 4: 2008 CHALENG Integration and Implementation Scores by VA Facility - Community Provider Assessment

VISN	VA Facility - 2008 Name	Provider Respondents N=	Standard Forms	Joint Service Teams	Combined Programs	Flexible Funding	Special Waivers	System Coordinator
8	VAMC West Palm Beach, FL - 548	37	2.25	2.44	2.50	1.97	2.00	2.16
8	VAMC San Juan, PR - 672	9	2.00	3.00	2.83	1.86	1.67	2.67
8	VAMC Orlando, FL-675	74	1.61	1.86	1.71	1.46	1.66	1.78
9	VAMC Huntington, WV - 581	22	1.56	1.73	1.81	1.63	1.56	1.88
9	VAMC Lexington, KY - 596	25	2.35	2.30	2.09	1.57	1.74	2.65
9	VAMC Louisville, KY - 603	81	1.95	2.10	1.88	1.58	1.62	1.77
9	VAMC Memphis, TN - 614	16	1.93	2.27	1.93	1.73	1.60	1.80
9	VAMC Mountain Home, TN - 621	10	2.56	2.89	2.56	1.60	1.78	2.10
9	VAMC Nashville, TN - 626 (Nashville and Murfreesboro)	37	2.92	3.16	2.96	2.48	2.33	2.75
10	VAMC Chillicothe, OH - 538	55	1.29	1.71	1.52	1.43	1.35	1.63
10	VAMC Cincinnati, OH - 539 (Ft. Thomas, KY)	29	2.20	2.88	2.42	2.40	2.62	2.48
10	VAMC Cleveland, OH - 541 (Brecksville, OH)	23	2.37	2.83	2.26	1.84	1.68	2.00
10	VAMC Dayton, OH - 552	12	2.14	3.14	2.71	1.71	1.14	2.14
10	VAOPC Columbus, OH - 757 (Grove City, OH)	27	2.14	2.62	2.45	2.05	2.33	2.81
11	VAOPC Toledo, OH and VA Ann Arbor HCS, MI - 506	27	2.00	2.54	2.29	1.83	2.00	2.17
11	VA Northern Indiana HCS (VAMC Fort Wayne - 610A4 and VAMC Marion - 610)	34	1.62	1.81	1.85	1.59	1.54	1.65
11	VAMC Battle Creek, MI - 515	38	2.12	2.23	2.23	1.92	1.88	1.92
11	VAMC Danville, IL - 550	41	1.50	1.97	1.70	1.48	1.47	1.47
11	VAMC Detroit, MI - 553	42	1.89	1.95	1.84	1.78	1.69	1.78
11	VAMC Indianapolis - 583	28	2.14	2.75	2.75	2.14	1.86	2.00
11	VAMC Saginaw, MI - 655	3	2.67	2.67	2.67	2.67	2.33	2.67
12	VAH Hines, IL - 578 and VA Chicago HCS (VAMC Chicago (LS) - 537A4 and VAMC Chicago (WS) - 537)	12	1.70	2.10	1.70	1.50	1.40	1.70
12	VAH Madison, WI - 607	34	1.92	2.57	2.21	1.79	1.65	1.67
12	VAMC Iron Mountain, MI - 585	22	1.38	1.69	1.92	1.31	1.46	1.92
12	VAMC Milwaukee, WI - 695	89	1.64	1.91	1.74	1.63	1.45	1.61

* Integration items (VA accessibility/service coordination): 5 point scale (1=not ... 5=highly). Implementation items: 4 point scale (1=none 2=low 3=moderate 4=high)

Appendix 4: 2008 CHALENG Integration and Implementation Scores by VA Facility - Community Provider Assessment

VISN	VA Facility - 2008 Name	Provider Respondents N=	Standard Forms	Joint Service Teams	Combined Programs	Flexible Funding	Special Waivers	System Coordinator
12	VAMC North Chicago, IL - 556	23	1.24	1.95	1.68	1.32	1.39	1.32
12	VAMC Tomah, WI - 676	15	2.30	2.50	2.33	2.00	2.30	2.20
15	VA Eastern Kansas HCS (VAMC Leavenworth - 677A4)	22	2.50	3.09	2.55	1.55	1.45	2.18
15	VAH Columbia, MO - 543	105	1.58	1.98	1.67	1.60	1.63	1.75
15	VAM&ROC Wichita, KS - 452	30	1.56	1.92	1.80	1.36	1.56	1.56
15	VAMC Kansas City, MO - 589	43	1.58	1.79	1.81	1.38	1.28	1.64
15	VAMC Marion, IL - 609	32	1.27	1.68	1.48	1.36	1.40	1.72
15	VAMC Poplar Bluff, MO - 647	27	1.43	1.42	1.38	1.29	1.35	1.42
15	VAMC St. Louis, MO - 657	24	2.00	2.41	2.22	2.00	1.94	1.88
15	VAMC Topeka - 677	21	1.75	2.00	1.88	1.69	1.73	1.73
16	VA Central Arkansas HCS - 598	31	2.08	2.42	2.92	2.08	2.25	2.09
16	VA Gulf Coast HCS - 520, Biloxi, MS, Pensacola, FL	9	1.00	1.67	1.44	1.11	1.33	1.22
16	VAMC Alexandria, LA - 502	65	2.16	2.54	1.92	1.79	2.04	1.92
16	VAMC Fayetteville, AR - 564	16	1.42	2.08	1.92	1.67	1.82	2.00
16	VAMC Houston, TX - 580	45	1.80	1.91	2.00	1.57	1.74	1.97
16	VAMC Jackson, MS - 586	47	2.03	2.59	2.24	1.97	1.84	2.27
16	VAMC New Orleans, LA - 629	24	2.57	2.68	2.43	1.81	2.05	2.20
16	VAMC Oklahoma City, OK - 635	31	2.05	2.68	2.32	2.00	1.95	2.25
16	VAMC Shreveport, LA - 667	48	2.04	2.42	2.15	1.50	1.65	2.16
16	VAMC Muskogee, OK- 623 (Tulsa, OK)	28	1.96	2.22	2.09	1.78	1.91	2.09
17	VA Central Texas HCS (VAMC Marlin - 674A5, VAMC Temple - 674, VAMC Waco - 674A4 and VAOPC Austin - 674BY)	51	1.54	2.44	1.97	1.55	1.58	1.67
17	VA North Texas HCS (VAMC Bonham - 549A4 and VAMC Dallas - 549)	69	2.11	2.33	2.40	1.89	1.98	2.15
17	VA South Texas Veterans HCS (VA OPC Corpus Christi, TX - 671BZ)	14	2.00	2.23	2.15	1.85	1.92	2.08
17	VA South Texas Veterans HCS (VAMC Kerrville - 671A4 and VAH San Antonio - 671)	35	1.89	2.11	2.15	1.78	1.85	1.89
18	El Paso VA HCS, TX - 756	23	2.50	2.75	2.65	2.25	2.15	2.60

* Integration items (VA accessibility/service coordination): 5 point scale (1=not ... 5=highly). Implementation items: 4 point scale (1=none 2=low 3=moderate 4=high)

Appendix 4: 2008 CHALENG Integration and Implementation Scores by VA Facility - Community Provider Assessment

VISN	VA Facility - 2008 Name	Provider Respondents N=	Standard Forms	Joint Service Teams	Combined Programs	Flexible Funding	Special Waivers	System Coordinator
18	VA New Mexico HCS - 501	25	1.76	2.10	2.14	1.76	1.95	2.10
18	VA Northern Arizona HCS - 649	47	2.00	2.44	2.11	2.04	1.89	2.04
18	VA Southern Arizona HCS - 678	41	2.41	2.75	2.68	2.19	2.03	1.81
18	VAMC Amarillo, TX - 504	12	1.17	1.50	1.75	1.67	1.75	2.08
18	VA West Texas HCS - 519	25	1.26	1.22	1.48	1.26	1.26	1.30
18	VAMC Phoenix, AZ - 644	59	2.32	2.67	2.62	2.18	2.16	2.32
19	VA Montana HCS (VAM&ROC Ft. Harrison - 436 and VA Eastern Montana HCS - 436A4), Miles City, MT	18	1.92	2.25	2.08	1.67	1.73	1.83
19	VA Southern Colorado HCS, (Colorado Springs-567)	27	1.26	1.48	1.30	1.22	1.36	1.23
19	VAM&ROC Cheyenne, WY - 442	58	1.67	2.00	1.67	1.67	1.58	1.63
19	VA Eastern Colorado HCS (VAMC Denver - 554)	17	2.07	2.27	2.07	1.88	1.81	1.94
19	VAMC Grand Junction, CO - 575	4	3.00	2.67	2.75	1.75	2.00	1.75
19	VAMC Salt Lake City, UT - 660	48	2.35	2.62	2.38	2.00	2.11	2.17
19	VAMC Sheridan, WY - 666	14	2.13	2.63	2.33	1.75	2.22	2.38
20	VA Alaska HCS & RO - 463	22	2.00	2.33	2.18	1.76	2.00	2.44
20	VA DOM White City, OR - 692	18	1.64	1.91	1.73	1.45	1.36	1.91
20	VA Puget Sound HCS (VAMC American Lake - 663A4 and VAMC Seattle, WA - 663), Tacoma, WA	127	1.74	2.04	1.81	1.63	1.71	1.86
20	VA Roseburg HCS, OR - 653 (Eugene, OR)	52	2.29	2.26	2.12	1.60	1.73	2.00
20	VAMC Boise, ID - 531	11	1.88	2.38	2.00	1.75	1.88	2.00
20	VAMC Portland, OR - 648	45	1.39	1.93	1.67	1.57	1.76	1.55
20	VAMC Spokane, WA - 668	54	2.39	2.20	1.77	1.59	1.28	1.50
20	VAMC Walla Walla, WA - 687	14	1.73	2.18	1.64	1.45	1.73	1.45
21	VA Central California HCS, CA - 570	15	1.53	1.60	1.33	1.20	1.27	1.27
21	VA Northern California HCS - 612 (Martinez, Oakland and Sacramento)	11	1.82	2.82	2.55	1.82	2.09	2.00
21	VA Palo Alto HCS (VAMC Livermore - 640A4 and VAMC Palo Alto - 640), Menlo Park, CA	43	2.31	2.79	2.36	1.87	2.00	2.21

* Integration items (VA accessibility/service coordination): 5 point scale (1=not ... 5=highly). Implementation items: 4 point scale (1=none 2=low 3=moderate 4=high)

Appendix 4: 2008 CHALENG Integration and Implementation Scores by VA Facility - Community Provider Assessment

VISN	VA Facility - 2008 Name	Provider Respondents N=	Standard Forms	Joint Service Teams	Combined Programs	Flexible Funding	Special Waivers	System Coordinator
21	VA Sierra Nevada HCS, NV - 654	23	1.35	1.70	1.53	1.32	1.32	1.53
21	VAM&ROC Honolulu, HI - 459	30	1.57	1.82	1.86	1.52	1.43	1.73
21	VAMC San Francisco, CA - 662	6	1.83	2.00	2.00	1.33	1.50	1.67
22	VA Greater Los Angeles HCS (VAOPC Los Angeles - 691GE, VAMC Sepulveda - 691A4 and VAMC West Los Angeles - 691)	74	2.46	2.96	2.59	1.88	2.21	2.25
22	VA Southern Nevada HCS - 593	68	2.36	2.64	2.54	2.30	2.26	2.45
22	VAMC Loma Linda, CA - 605	52	1.58	1.78	1.85	1.66	1.62	1.85
22	VAMC Long Beach, CA - 600	48	2.41	2.72	2.41	2.22	2.66	2.23
22	VAMC San Diego, CA - 664	49	2.41	2.50	2.47	1.88	2.18	2.41
23	VA Black Hills HCS (VAMC Fort Meade - 568 and VAMC Hot Springs - 568A4)	14	1.80	2.30	2.30	2.20	2.00	2.10
23	VAH&ROC Sioux Falls, SD - 438	37	2.08	2.38	2.19	1.85	1.69	1.88
23	VAM&ROC Fargo, ND - 437	50	1.95	2.47	2.03	1.71	1.68	1.92
23	VAMC Minneapolis, MN - 618, and Superior, WI							
23	VAMC St. Cloud, MN - 656	11	1.30	1.80	1.64	1.20	1.20	1.50
23	VA Central Iowa HCS (VAMC Des Moines - 555, VAMC Knoxville - 555A4)	53	2.00	2.60	2.22	2.00	2.00	2.14
23	VA Nebraska Western Iowa HCS (VAMC Grand Island - 597A4 and VAMC Lincoln - 597)	14	1.50	2.21	2.36	1.86	1.79	2.21
23	VA Nebraska Western Iowa HCS (VAMC Omaha- 636)	30	1.17	1.84	1.96	1.26	1.43	1.88
23	VAMC Iowa City, IA - 584	69	2.18	2.37	2.04	1.75	1.75	1.78

* Integration items (VA accessibility/service coordination): 5 point scale (1=not ... 5=highly). Implementation items: 4 point scale (1=none 2=low 3=moderate 4=high)

Appendix 5: FY 2008 Estimated Number of Homeless Veterans and Information Sources by VISN and VA - POC Site Assessment

VISN	VA Facility	Number of Homeless Veterans Estimated for FY 08	HUD	US census	VA Low-Income Veterans estimate	Local Homeless Surveys	VA Client Date	Local Homeless Provider Estimates	Staff Impressions
1	VA Boston HCS (VAMC Boston - 523 and VAMC W. Roxbury - 523A4), VAMC Brockton, MA - 523A5 and VAH Bedford, MA	1,500	<input checked="" type="checkbox"/>			<input checked="" type="checkbox"/>	<input checked="" type="checkbox"/>	<input checked="" type="checkbox"/>	<input checked="" type="checkbox"/>
1	VA Connecticut HCS (VAMC Newington and VAMC West Haven)	800	<input checked="" type="checkbox"/>			<input checked="" type="checkbox"/>	<input checked="" type="checkbox"/>	<input checked="" type="checkbox"/>	<input checked="" type="checkbox"/>
1	VAM&ROC Togus, ME - 402	140	<input checked="" type="checkbox"/>	<input checked="" type="checkbox"/>		<input checked="" type="checkbox"/>		<input checked="" type="checkbox"/>	<input checked="" type="checkbox"/>
1	VAM&ROC White River Junction, VT - 405	125	<input checked="" type="checkbox"/>					<input checked="" type="checkbox"/>	<input checked="" type="checkbox"/>
1	VAMC Manchester, NH - 608	256	<input checked="" type="checkbox"/>						
1	VAMC Northampton, MA - 631 (Leeds)	250	<input checked="" type="checkbox"/>			<input checked="" type="checkbox"/>	<input checked="" type="checkbox"/>	<input checked="" type="checkbox"/>	<input checked="" type="checkbox"/>
1	VAMC Providence, RI - 650, Bristol, RI	195	<input checked="" type="checkbox"/>			<input checked="" type="checkbox"/>	<input checked="" type="checkbox"/>	<input checked="" type="checkbox"/>	<input checked="" type="checkbox"/>
VISN 1 Total		3,266							
2	VA Western New York HCS - (VAMC Batavia - 528A4 and VAMC Buffalo - 528)	121	<input checked="" type="checkbox"/>						
2	VAMC Albany, NY - 500	1,300	<input checked="" type="checkbox"/>						<input checked="" type="checkbox"/>
2	VAMC Canandaigua, NY - 528A5, Bath, NY, Rochester, NY	178	<input checked="" type="checkbox"/>		<input checked="" type="checkbox"/>	<input checked="" type="checkbox"/>	<input checked="" type="checkbox"/>	<input checked="" type="checkbox"/>	<input checked="" type="checkbox"/>
2	VAMC Syracuse, NY - 670	157	<input checked="" type="checkbox"/>			<input checked="" type="checkbox"/>	<input checked="" type="checkbox"/>	<input checked="" type="checkbox"/>	
VISN 2 Total		1,756							
3	VA Hudson Valley HCS (VAMC Castle Point - 620A4 and VAH Montrose - 620)	1,000	<input checked="" type="checkbox"/>			<input checked="" type="checkbox"/>		<input checked="" type="checkbox"/>	<input checked="" type="checkbox"/>
3	VA New Jersey HCS (VAMC East Orange - 561 and VAMC Lyons - 561A4)	2,500	<input checked="" type="checkbox"/>						
3	VAMC Bronx, NY - 526, VA New York Harbor HCS (VAMC Brooklyn - 630A4 and VAMC New York - 630)	6,300						<input checked="" type="checkbox"/>	<input checked="" type="checkbox"/>
3	VAMC Northport, NY - 632	538	<input checked="" type="checkbox"/>				<input checked="" type="checkbox"/>		
VISN 3 Total		10,338							

Appendix 5: FY 2008 Estimated Number of Homeless Veterans and Information Sources by VISN and VA - POC Site Assessment

VISN	VA Facility	Number of Homeless Veterans Estimated for FY 08	HUD	US census	VA Low-Income Veterans estimate	Local Homeless Surveys	VA Client Date	Local Homeless Provider Estimates	Staff Impressions
4	VA Pittsburgh HCS, PA (VAMC Pittsburgh (HD) - 646A5 and VAMC Pittsburgh (UD) - 646)	215	<input checked="" type="checkbox"/>			<input checked="" type="checkbox"/>	<input checked="" type="checkbox"/>	<input checked="" type="checkbox"/>	
4	VAM&ROC Wilmington, DE - 460	600	<input checked="" type="checkbox"/>						<input checked="" type="checkbox"/>
4	VAMC Altoona, PA - 503	11					<input checked="" type="checkbox"/>	<input checked="" type="checkbox"/>	
4	VAMC Butler, PA - 529	55					<input checked="" type="checkbox"/>	<input checked="" type="checkbox"/>	<input checked="" type="checkbox"/>
4	VAMC Clarksburg, WV - 540	25							<input checked="" type="checkbox"/>
4	VAMC Coatesville - 542	150	<input checked="" type="checkbox"/>						<input checked="" type="checkbox"/>
4	VAMC Erie, PA - 562	39	<input checked="" type="checkbox"/>						
4	VAMC Lebanon, PA - 595	384	<input checked="" type="checkbox"/>			<input checked="" type="checkbox"/>			
4	VAMC Philadelphia, PA - 642	500					<input checked="" type="checkbox"/>	<input checked="" type="checkbox"/>	<input checked="" type="checkbox"/>
4	VAMC Wilkes-Barre, PA - 693	385					<input checked="" type="checkbox"/>	<input checked="" type="checkbox"/>	<input checked="" type="checkbox"/>
VISN 4 Total		2,364							
5	VA Maryland HCS (VAMC Baltimore - 512, VAMC Fort Howard - 512A4 and VAMC Perry Point - 512A5)	1,000							<input checked="" type="checkbox"/>
5	VAMC Martinsburg, WV - 613	133	<input checked="" type="checkbox"/>				<input checked="" type="checkbox"/>		
5	VAMC Washington, DC - 688	1,447	<input checked="" type="checkbox"/>					<input checked="" type="checkbox"/>	
VISN 5 Total		2,580							
6	VAMC Asheville, NC - 637	124	<input checked="" type="checkbox"/>					<input checked="" type="checkbox"/>	
6	VAMC Beckley, WV - 517	18							<input checked="" type="checkbox"/>
6	VAMC Durham, NC - 558	400	<input checked="" type="checkbox"/>	<input checked="" type="checkbox"/>		<input checked="" type="checkbox"/>		<input checked="" type="checkbox"/>	<input checked="" type="checkbox"/>
6	VAMC Fayetteville, NC - 565	498	<input checked="" type="checkbox"/>				<input checked="" type="checkbox"/>	<input checked="" type="checkbox"/>	<input checked="" type="checkbox"/>
6	VAMC Hampton, VA - 590	500	<input checked="" type="checkbox"/>			<input checked="" type="checkbox"/>	<input checked="" type="checkbox"/>	<input checked="" type="checkbox"/>	<input checked="" type="checkbox"/>
6	VAMC Richmond, VA - 652	279	<input checked="" type="checkbox"/>			<input checked="" type="checkbox"/>			
6	VAMC Salem, VA - 658	40	<input checked="" type="checkbox"/>						
6	VAMC Salisbury, NC - 659	500	<input checked="" type="checkbox"/>			<input checked="" type="checkbox"/>		<input checked="" type="checkbox"/>	
VISN 6 Total		2,359							

Appendix 5: FY 2008 Estimated Number of Homeless Veterans and Information Sources by VISN and VA - POC Site Assessment

VISN	VA Facility	Number of Homeless Veterans Estimated for FY 08	HUD	US census	VA Low-Income Veterans estimate	Local Homeless Surveys	VA Client Date	Local Homeless Provider Estimates	Staff Impressions
7	VA Central Alabama HCS (VAMC Montgomery - 619 and VAMC Tuskegee - 619A4)	466	<input checked="" type="checkbox"/>			<input checked="" type="checkbox"/>	<input checked="" type="checkbox"/>	<input checked="" type="checkbox"/>	
7	VAMC - Augusta, GA - 509	108	<input checked="" type="checkbox"/>			<input checked="" type="checkbox"/>			
7	VAMC Atlanta, GA - 508 (Decatur, GA)	2,049	<input checked="" type="checkbox"/>			<input checked="" type="checkbox"/>		<input checked="" type="checkbox"/>	
7	VAMC Birmingham, AL - 521	450	<input checked="" type="checkbox"/>					<input checked="" type="checkbox"/>	
7	VAMC Charleston, SC - 534	1,541	<input checked="" type="checkbox"/>			<input checked="" type="checkbox"/>	<input checked="" type="checkbox"/>	<input checked="" type="checkbox"/>	<input checked="" type="checkbox"/>
7	VAMC Columbia, SC - 544	1,063	<input checked="" type="checkbox"/>						
7	VAMC Dublin, GA - 557	875				<input checked="" type="checkbox"/>	<input checked="" type="checkbox"/>		<input checked="" type="checkbox"/>
7	VAMC Tuscaloosa, AL - 679	79	<input checked="" type="checkbox"/>						
VISN 7 Total		6,631							
8	VA North Florida/South Georgia HCS (VAMC Gainesville - 573 and VAMC Lake City - 573A4)	1,400	<input checked="" type="checkbox"/>			<input checked="" type="checkbox"/>		<input checked="" type="checkbox"/>	<input checked="" type="checkbox"/>
8	VAH Tampa, FL - 673	1,570	<input checked="" type="checkbox"/>						
8	VAMC Bay Pines - 516	2,500	<input checked="" type="checkbox"/>	<input checked="" type="checkbox"/>	<input checked="" type="checkbox"/>	<input checked="" type="checkbox"/>	<input checked="" type="checkbox"/>	<input checked="" type="checkbox"/>	<input checked="" type="checkbox"/>
8	VAMC Miami, FL - 546	1,590	<input checked="" type="checkbox"/>			<input checked="" type="checkbox"/>		<input checked="" type="checkbox"/>	<input checked="" type="checkbox"/>
8	VAMC West Palm Beach, FL - 548	633	<input checked="" type="checkbox"/>						
8	VAMC San Juan, PR - 672	38					<input checked="" type="checkbox"/>	<input checked="" type="checkbox"/>	<input checked="" type="checkbox"/>
8	VAMC Orlando, FL-675	2,500	<input checked="" type="checkbox"/>						<input checked="" type="checkbox"/>
VISN 8 Total		10,231							
9	VAMC Huntington, WV - 581	140	<input checked="" type="checkbox"/>				<input checked="" type="checkbox"/>	<input checked="" type="checkbox"/>	<input checked="" type="checkbox"/>
9	VAMC Lexington, KY - 596	117	<input checked="" type="checkbox"/>			<input checked="" type="checkbox"/>		<input checked="" type="checkbox"/>	
9	VAMC Louisville, KY - 603	405						<input checked="" type="checkbox"/>	<input checked="" type="checkbox"/>
9	VAMC Memphis, TN - 614	950	<input checked="" type="checkbox"/>						
9	VAMC Mountain Home, TN - 621	600	<input checked="" type="checkbox"/>			<input checked="" type="checkbox"/>			
9	VAMC Nashville, TN - 626 (Nashville and Murfreesboro)	472	<input checked="" type="checkbox"/>						
VISN 9 Total		2,684							

Appendix 5: FY 2008 Estimated Number of Homeless Veterans and Information Sources by VISN and VA - POC Site Assessment

VISN	VA Facility	Number of Homeless Veterans Estimated for FY 08	HUD	US census	VA Low-Income Veterans estimate	Local Homeless Surveys	VA Client Date	Local Homeless Provider Estimates	Staff Impressions
10	VAMC Chillicothe, OH - 538	60	<input checked="" type="checkbox"/>			<input checked="" type="checkbox"/>		<input checked="" type="checkbox"/>	<input checked="" type="checkbox"/>
10	VAMC Cincinnati, OH - 539 (Ft. Thomas, KY)	1,833	<input checked="" type="checkbox"/>						
10	VAMC Cleveland, OH - 541 (Brecksville, OH)	605	<input checked="" type="checkbox"/>			<input checked="" type="checkbox"/>		<input checked="" type="checkbox"/>	<input checked="" type="checkbox"/>
10	VAMC Dayton, OH - 552	108	<input checked="" type="checkbox"/>					<input checked="" type="checkbox"/>	<input checked="" type="checkbox"/>
10	VAOPC Columbus, OH - 757 (Grove City, OH)	134	<input checked="" type="checkbox"/>				<input checked="" type="checkbox"/>		<input checked="" type="checkbox"/>
VISN 10 Total		2,740							
11	VAOPC Toledo, OH and VA Ann Arbor HCS, MI - 506	98	<input checked="" type="checkbox"/>						
11	VA Northern Indiana HCS (VAMC Fort Wayne - 610A4 and VAMC Marion - 610)	868	<input checked="" type="checkbox"/>				<input checked="" type="checkbox"/>		<input checked="" type="checkbox"/>
11	VAMC Battle Creek, MI - 515	900	<input checked="" type="checkbox"/>						<input checked="" type="checkbox"/>
11	VAMC Danville, IL - 550	317	<input checked="" type="checkbox"/>				<input checked="" type="checkbox"/>	<input checked="" type="checkbox"/>	<input checked="" type="checkbox"/>
11	VAMC Detroit, MI - 553	3,700	<input checked="" type="checkbox"/>						
11	VAMC Indianapolis - 583	280						<input checked="" type="checkbox"/>	
11	VAMC Saginaw, MI - 655	27		<input checked="" type="checkbox"/>				<input checked="" type="checkbox"/>	<input checked="" type="checkbox"/>
VISN 11 Total		6,190							
12	VAH Hines, IL - 578 and VA Chicago HCS (VAMC Chicago (LS) - 537A4 and VAMC Chicago (WS) - 537)	948	<input checked="" type="checkbox"/>						
12	VAH Madison, WI - 607	33	<input checked="" type="checkbox"/>			<input checked="" type="checkbox"/>		<input checked="" type="checkbox"/>	
12	VAMC Iron Mountain, MI - 585	5				<input checked="" type="checkbox"/>	<input checked="" type="checkbox"/>	<input checked="" type="checkbox"/>	
12	VAMC Milwaukee, WI - 695	216	<input checked="" type="checkbox"/>					<input checked="" type="checkbox"/>	
12	VAMC North Chicago, IL - 556	120	<input checked="" type="checkbox"/>			<input checked="" type="checkbox"/>		<input checked="" type="checkbox"/>	<input checked="" type="checkbox"/>
12	VAMC Tomah, WI - 676	575	<input checked="" type="checkbox"/>			<input checked="" type="checkbox"/>			<input checked="" type="checkbox"/>
VISN 12 Total		1,897							

Appendix 5: FY 2008 Estimated Number of Homeless Veterans and Information Sources by VISN and VA - POC Site Assessment

VISN	VA Facility	Number of Homeless Veterans Estimated for FY 08	HUD	US census	VA Low-Income Veterans estimate	Local Homeless Surveys	VA Client Date	Local Homeless Provider Estimates	Staff Impressions
15	VA Eastern Kansas HCS (VAMC Leavenworth - 677A4)	187	<input checked="" type="checkbox"/>					<input checked="" type="checkbox"/>	
15	VAH Columbia, MO - 543	100	<input checked="" type="checkbox"/>				<input checked="" type="checkbox"/>		<input checked="" type="checkbox"/>
15	VAM&ROC Wichita, KS - 452	375				<input checked="" type="checkbox"/>	<input checked="" type="checkbox"/>	<input checked="" type="checkbox"/>	
15	VAMC Kansas City, MO - 589	1,630	<input checked="" type="checkbox"/>			<input checked="" type="checkbox"/>		<input checked="" type="checkbox"/>	
15	VAMC Marion, IL - 609	159					<input checked="" type="checkbox"/>		<input checked="" type="checkbox"/>
15	VAMC Poplar Bluff, MO - 647	12	<input checked="" type="checkbox"/>						
15	VAMC St. Louis, MO - 657	158					<input checked="" type="checkbox"/>		
15	VAMC Topeka - 677	150		<input checked="" type="checkbox"/>	<input checked="" type="checkbox"/>	<input checked="" type="checkbox"/>	<input checked="" type="checkbox"/>	<input checked="" type="checkbox"/>	<input checked="" type="checkbox"/>
VISN 15 Total		2,771							
16	VA Central Arkansas HCS - 598	550	<input checked="" type="checkbox"/>			<input checked="" type="checkbox"/>			
16	VA Gulf Coast HCS - 520, Biloxi, MS, Pensacola, FL	400	<input checked="" type="checkbox"/>						
16	VAMC Alexandria, LA - 502	600	<input checked="" type="checkbox"/>			<input checked="" type="checkbox"/>	<input checked="" type="checkbox"/>	<input checked="" type="checkbox"/>	<input checked="" type="checkbox"/>
16	VAMC Fayetteville, AR - 564	450					<input checked="" type="checkbox"/>	<input checked="" type="checkbox"/>	<input checked="" type="checkbox"/>
16	VAMC Houston, TX - 580	2,932	<input checked="" type="checkbox"/>				<input checked="" type="checkbox"/>		
16	VAMC Jackson, MS - 586	910	<input checked="" type="checkbox"/>			<input checked="" type="checkbox"/>		<input checked="" type="checkbox"/>	<input checked="" type="checkbox"/>
16	VAMC New Orleans, LA - 629	2,800	<input checked="" type="checkbox"/>			<input checked="" type="checkbox"/>		<input checked="" type="checkbox"/>	
16	VAMC Oklahoma City, OK - 635	250	<input checked="" type="checkbox"/>				<input checked="" type="checkbox"/>		<input checked="" type="checkbox"/>
16	VAMC Shreveport, LA - 667	200	<input checked="" type="checkbox"/>			<input checked="" type="checkbox"/>	<input checked="" type="checkbox"/>	<input checked="" type="checkbox"/>	<input checked="" type="checkbox"/>
16	VAMC Muskogee, OK- 623 (Tulsa, OK)	250	<input checked="" type="checkbox"/>			<input checked="" type="checkbox"/>		<input checked="" type="checkbox"/>	<input checked="" type="checkbox"/>
VISN 16 Total		9,342							
17	VA Central Texas HCS (VAMC Marlin - 674A5, VAMC Temple - 674, VAMC Waco - 674A4 and VAOPC Austin - 674BY)	1,270	<input checked="" type="checkbox"/>				<input checked="" type="checkbox"/>	<input checked="" type="checkbox"/>	<input checked="" type="checkbox"/>
17	VA North Texas HCS (VAMC Bonham - 549A4 and VAMC Dallas - 549)	2,238	<input checked="" type="checkbox"/>						
17	VA South Texas Veterans HCS (VA OPC Corpus Christi, TX - 671BZ)	800		<input checked="" type="checkbox"/>				<input checked="" type="checkbox"/>	

Appendix 5: FY 2008 Estimated Number of Homeless Veterans and Information Sources by VISN and VA - POC Site Assessment

VISN	VA Facility	Number of Homeless Veterans Estimated for FY 08	HUD	US census	VA Low-Income Veterans estimate	Local Homeless Surveys	VA Client Date	Local Homeless Provider Estimates	Staff Impressions
17	VA South Texas Veterans HCS (VAMC Kerrville - 671A4 and VAH San Antonio - 671)	609	<input checked="" type="checkbox"/>			<input checked="" type="checkbox"/>			<input checked="" type="checkbox"/>
VISN 17 Total		4,917							
18	El Paso VA HCS, TX - 756	209	<input checked="" type="checkbox"/>						
18	VA New Mexico HCS - 501	550		<input checked="" type="checkbox"/>		<input checked="" type="checkbox"/>	<input checked="" type="checkbox"/>	<input checked="" type="checkbox"/>	<input checked="" type="checkbox"/>
18	VA Northern Arizona HCS - 649	110						<input checked="" type="checkbox"/>	<input checked="" type="checkbox"/>
18	VA Southern Arizona HCS - 678	869	<input checked="" type="checkbox"/>						
18	VAMC Amarillo, TX - 504	105	<input checked="" type="checkbox"/>					<input checked="" type="checkbox"/>	
18	VA West Texas HCS - 519	900				<input checked="" type="checkbox"/>		<input checked="" type="checkbox"/>	<input checked="" type="checkbox"/>
18	VAMC Phoenix, AZ - 644	3,558	<input checked="" type="checkbox"/>	<input checked="" type="checkbox"/>		<input checked="" type="checkbox"/>		<input checked="" type="checkbox"/>	
VISN 18 Total		6,301							
19	VA Montana HCS (VAM&ROC Ft. Harrison - 436 and VA Eastern Montana HCS - 436A4), Miles City, MT	250	<input checked="" type="checkbox"/>					<input checked="" type="checkbox"/>	
19	VA Southern Colorado HCS, (Colorado Springs-567)	450	<input checked="" type="checkbox"/>			<input checked="" type="checkbox"/>	<input checked="" type="checkbox"/>	<input checked="" type="checkbox"/>	<input checked="" type="checkbox"/>
19	VAM&ROC Cheyenne, WY - 442	50	<input checked="" type="checkbox"/>			<input checked="" type="checkbox"/>		<input checked="" type="checkbox"/>	
19	VA Eastern Colorado HCS (VAMC Denver - 554)	2,400	<input checked="" type="checkbox"/>			<input checked="" type="checkbox"/>		<input checked="" type="checkbox"/>	
19	VAMC Grand Junction, CO - 575	133	<input checked="" type="checkbox"/>					<input checked="" type="checkbox"/>	
19	VAMC Salt Lake City, UT - 660	1,600	<input checked="" type="checkbox"/>			<input checked="" type="checkbox"/>			<input checked="" type="checkbox"/>
19	VAMC Sheridan, WY - 666	35	<input checked="" type="checkbox"/>					<input checked="" type="checkbox"/>	<input checked="" type="checkbox"/>
VISN 19 Total		4,918							
20	VA Alaska HCS & RO - 463	450				<input checked="" type="checkbox"/>		<input checked="" type="checkbox"/>	<input checked="" type="checkbox"/>
20	VA DOM White City, OR - 692	587	<input checked="" type="checkbox"/>						
20	VA Puget Sound HCS (VAMC American Lake - 663A4 and VAMC Seattle, WA - 663), Tacoma, WA	4,654	<input checked="" type="checkbox"/>		<input checked="" type="checkbox"/>		<input checked="" type="checkbox"/>	<input checked="" type="checkbox"/>	<input checked="" type="checkbox"/>

Appendix 5: FY 2008 Estimated Number of Homeless Veterans and Information Sources by VISN and VA - POC Site Assessment

VISN	VA Facility	Number of Homeless Veterans Estimated for FY 08	HUD	US census	VA Low-Income Veterans estimate	Local Homeless Surveys	VA Client Date	Local Homeless Provider Estimates	Staff Impressions
20	VA Roseburg HCS, OR - 653 (Eugene, OR)	1,379	<input checked="" type="checkbox"/>				<input checked="" type="checkbox"/>	<input checked="" type="checkbox"/>	<input checked="" type="checkbox"/>
20	VAMC Boise, ID - 531	500		<input checked="" type="checkbox"/>		<input checked="" type="checkbox"/>	<input checked="" type="checkbox"/>	<input checked="" type="checkbox"/>	
20	VAMC Portland, OR - 648	2,626	<input checked="" type="checkbox"/>			<input checked="" type="checkbox"/>		<input checked="" type="checkbox"/>	<input checked="" type="checkbox"/>
20	VAMC Spokane, WA - 668	3,200	<input checked="" type="checkbox"/>		<input checked="" type="checkbox"/>	<input checked="" type="checkbox"/>	<input checked="" type="checkbox"/>	<input checked="" type="checkbox"/>	<input checked="" type="checkbox"/>
20	VAMC Walla Walla, WA - 687	410	<input checked="" type="checkbox"/>						
VISN 20 Total		13,806							
21	VA Central California HCS, CA - 570	2,800			<input checked="" type="checkbox"/>	<input checked="" type="checkbox"/>		<input checked="" type="checkbox"/>	<input checked="" type="checkbox"/>
21	VA Northern California HCS - 612 (Martinez, Oakland and Sacramento)	3,000	<input checked="" type="checkbox"/>						
21	VA Palo Alto HCS (VAMC Livermore - 640A4 and VAMC Palo Alto - 640), Menlo Park, CA	2,972	<input checked="" type="checkbox"/>				<input checked="" type="checkbox"/>		
21	VA Sierra Nevada HCS, NV - 654	450				<input checked="" type="checkbox"/>	<input checked="" type="checkbox"/>	<input checked="" type="checkbox"/>	
21	VAM&ROC Honolulu, HI - 459	800					<input checked="" type="checkbox"/>	<input checked="" type="checkbox"/>	<input checked="" type="checkbox"/>
21	VAMC San Francisco, CA - 662	2,532	<input checked="" type="checkbox"/>						
VISN 21 Total		12,554							
22	VA Greater Los Angeles HCS (VAOPC Los Angeles - 691GE, VAMC Sepulveda - 691A4 and VAMC West Los Angeles - 691)	12,241	<input checked="" type="checkbox"/>						
22	VA Southern Nevada HCS - 593	4,715	<input checked="" type="checkbox"/>					<input checked="" type="checkbox"/>	<input checked="" type="checkbox"/>
22	VAMC Loma Linda, CA - 605	1,762	<input checked="" type="checkbox"/>			<input checked="" type="checkbox"/>		<input checked="" type="checkbox"/>	
22	VAMC Long Beach, CA - 600		<input checked="" type="checkbox"/>						
22	VAMC San Diego, CA - 664	1,500					<input checked="" type="checkbox"/>		<input checked="" type="checkbox"/>
VISN 22 Total		20,218							
23	VA Black Hills HCS (VAMC Fort Meade - 568 and VAMC Hot Springs - 568A4)	100	<input checked="" type="checkbox"/>						
23	VAH&ROC Sioux Falls, SD - 438	152	<input checked="" type="checkbox"/>						
23	VAM&ROC Fargo, ND - 437	980				<input checked="" type="checkbox"/>	<input checked="" type="checkbox"/>	<input checked="" type="checkbox"/>	<input checked="" type="checkbox"/>

Appendix 5: FY 2008 Estimated Number of Homeless Veterans and Information Sources by VISN and VA - POC Site Assessment

VISN	VA Facility	Number of Homeless Veterans Estimated for FY 08	HUD	US census	VA Low-Income Veterans estimate	Local Homeless Surveys	VA Client Date	Local Homeless Provider Estimates	Staff Impressions
23	VAMC Minneapolis, MN - 618, and Superior, WI	650							<input checked="" type="checkbox"/>
23	VAMC St. Cloud, MN - 656	85	<input checked="" type="checkbox"/>			<input checked="" type="checkbox"/>	<input checked="" type="checkbox"/>	<input checked="" type="checkbox"/>	
23	VA Central Iowa HCS (VAMC Des Moines - 555, VAMC Knoxville - 555A4)	600				<input checked="" type="checkbox"/>	<input checked="" type="checkbox"/>	<input checked="" type="checkbox"/>	<input checked="" type="checkbox"/>
23	VA Nebraska Western Iowa HCS (VAMC Grand Island - 597A4 and VAMC Lincoln - 597)	135	<input checked="" type="checkbox"/>					<input checked="" type="checkbox"/>	<input checked="" type="checkbox"/>
23	VA Nebraska Western Iowa HCS (VAMC Omaha- 636)	165	<input checked="" type="checkbox"/>						
23	VAMC Iowa City, IA - 584	500							
VISN 23 Total		3,367							

Appendix 6: VA Community Initiatives: Status of FY 2008 Action Plans Addressing Homeless Veterans Needs

VISN	VA Facility - System Name	FY 2008 Need Identified	Update	FY 2008 Need Identified	Update	FY 2008 Need Identified	Update
1	VA Boston HCS (VAMC Boston - 523 and VAMC W. Roxbury - 523A4), VAMC Brockton, MA - 523A5 and VAH Bedford, MA	Long-term, permanent housing	New SRO (single room occupancy) opened on VA Bedford grounds. Ten new HUD Housing Choice vouchers added. We are partnering with agencies to access "Housing First" model programs for Veterans and their families.	Help with finding a job or getting employment	We have increased collaboration with VA employment programs and increased resources through two grants to help chronically mentally ill Veterans find jobs. Referrals have also been made to agencies in Lowell and Worcester.	Child care	New VA Grant and Per Diem program for female Veterans with their children will open up on the Brockton VA campus in FY 2009 and will provide child care.
1	VA Connecticut HCS (VAMC Newington and VAMC West Haven)	Long-term, permanent housing	We secured ten Section 8 vouchers in Danbury. Eventually, Bridgeport and Danbury are planning to provide 17 vouchers each; Jewett City is planning 18.	Emergency (immediate) shelter	Six emergency beds secured at Columbus House, Inc. Our new psychosocial residential rehabilitation treatment program collaborates with the shelter.	Halfway house or transitional living facility	One VA Capital and two Per Diem awards secured in the last round of funding.
1	VAM&ROC Togus, ME - 402	Emergency (immediate) shelter	We will continue to advocate for emergency housing with stakeholder groups and regional homeless councils.	Halfway house or transitional living facility	One VA Grant and Per Diem program is in development. Three agencies submitted for VA GPD funding but were turned down.	Long-term, permanent housing	Togus VA is in an extended-use lease process to utilize 3-4 quarters on grounds.
1	VAM&ROC White River Junction, VT - 405	Halfway house or transitional living facility	One VA Per Diem Only project was funded for six beds -- three other VA Grant and Per Diem applications are pending.	Long-term, permanent housing	We have developed a formal Memorandum of Agreement with Burlington Housing Authority to access HUD Housing Choice vouchers for homeless Veterans -- VA will provide case management and other supportive services. VA will also be a provider for a HUD Shelter Plus Care program.	Job training	VA Compensated Work Therapy program is helping us develop work therapy opportunities for Veterans by contracting with agencies near local shelters. We have also increased communication with local Department of Labor Local Veteran Employment Representatives (LVERs) and Disabled Veterans Outreach Program Specialists (DVOPS).
1	VAMC Manchester, NH - 608	Long-term, permanent housing	Harbor Homes, Inc. secured six Section 8 vouchers for Veterans. Our VA was awarded 35 HUD-VA Supported Housing vouchers. Helping Hands created 15 single room occupancy units; two Veterans admitted.	Detoxification from substances	We have improved process to refer Veterans to local VA's and hospitals.	Help with finding a job or getting employment	VA Compensated Work Therapy staff worked with 186 Veterans in FY 2008 -- 97 have obtained employment.
1	VAMC Northampton, MA - 631 (Leeds)	Long-term, permanent housing	We are starting to place Veterans into our expanded HUD-VA Supported Housing program. Continue to network with Massachusetts Department of Veterans Services, Interagency Council on Homelessness, and Next Step.	Dental Care	This year, 102 Veterans were treated through the Homeless Veterans Dental Program.	Job training	We worked with local community groups to improve job training.
1	VAMC Providence, RI - 650, Bristol, RI	Long-term, permanent housing	We were awarded 35 HUD-VA Supported Housing vouchers. Our new program will be fully implemented in FY 2009 after staff are hired.	Halfway house or transitional living facility	Nickerson Community Center opened a 32-bed VA Grant and Per Diem program in May 2008. Operation Stand Down received a VA Capital grant.	Dental Care	More dental slots were added through the use of the dental residency program. We will also begin offering dental services on evenings and weekends.

Appendix 6: VA Community Initiatives: Status of FY 2008 Action Plans Addressing Homeless Veterans Needs

VISN	VA Facility - System Name	FY 2008 Need Identified	Update	FY 2008 Need Identified	Update	FY 2008 Need Identified	Update
2	VA Western New York HCS - (VAMC Batavia - 528A4 and VAMC Buffalo - 528)	Long-term, permanent housing	We received 35 additional HUD-VA Supported Housing vouchers and a case manager. We made referrals to newly contacted programs in the Niagara Falls area.	Emergency (immediate) shelter	Issue discussed at Ten-Year Plan to End Homelessness conference sponsored by Western New York Coalition for the Homeless and Homeless Alliance of Western New York.	Halfway house or transitional living facility	Altamont Program renovated an unused structure for a VA Grant and Per Diem program. Homeless Veterans Provider Technical Assistance Center provided a grant writing training to service providers interested in applying for VA Grant and Per Diem funding.
2	VAMC Albany, NY - 500	Long-term, permanent housing	We received an additional 35 HUD-VA Supported Housing vouchers, bringing our total up to 60.	Emergency (immediate) shelter	We continue to maintain contact with local shelters and advocate for Veterans at local HUD Continuum of Care meetings.	Women's health care	We are housing more women in VA Grant and Per Diem. Albany Housing Coalition now has a monthly women Veterans' discussion group.
2	VAMC Canandaigua, NY - 528A5, Bath, NY, Rochester, NY	Halfway house or transitional living facility	We have established sharing agreements for an additional six VA Grant and Per Diem beds, and four Veteran-specific transitional beds.	Long-term, permanent housing	The local social services department has added ten additional Veteran-specific HUD Shelter Plus Care beds.	Help with finding a job or getting employment	Collaborate arrangements have increased the Veteran job placement rate from 62% to over 70%.
2	VAMC Syracuse, NY - 670	Long-term, permanent housing	Housing Visions project (Maple Heights) will open in January 2009 with 12 units of housing for homeless Veterans with families.	Services for emotional or psychiatric problems	Staff attended annual CHALENG meeting to identify needs; expansion of outreach services anticipated.	Halfway house or transitional living facility	Volunteers of America approved for VA Grant and Per Diem program in Binghamton, New York.
3	VA Hudson Valley HCS (VAMC Castle Point - 620A4 and VAH Montrose - 620)	Long-term, permanent housing	Fourteen permanent housing beds have been approved and an additional 61 beds will be opened in FY 2009. Peer Housing Location Assistance Group (PHLAG) project is up and going.	Halfway house or transitional living facility	Two new VA Grant and Per Diem programs (total of 60 beds) in Westchester County have been approved.	Help with finding a job or getting employment	Some Veterans did participate in Carpenters Union apprenticeship, but project has stopped.
3	VA New Jersey HCS (VAMC East Orange - 561 and VAMC Lyons - 561A4)	Help with transportation	VA hired two van drivers.	Help with finding a job or getting employment	We are now using a comprehensive testing system to identify individual barriers to employment with subsequent action to address them.	Long-term, permanent housing	We received 70 HUD-VA Supported Housing vouchers as part of our new program. We continue to explore permanent housing options offered by state resources, community agencies and independent providers.
3	VAMC Bronx, NY - 526, VA New York Harbor HCS (VAMC Brooklyn - 630A4 and VAMC New York - 630) and VA Hudson Valley HCS (VAMC Castle Point - 620A4 and VAH Montrose - 620)	Long-term, permanent housing	We received 1,000 Section 8 vouchers with nine HUD-VA Supported Housing case manager positions hired. We are continuing our Peer Housing Location Assistance Group (PHLAG) where peer workers help Veterans find community housing.	Dental Care	VA funded dental care for 45 Veterans in our VA Grant and Per Diem program and 23 Veterans in the Domiciliary.	Re-entry services for incarcerated Veterans	Still pursuing VISN contacts to develop resources to serve Veterans recently released from prison.

Appendix 6: VA Community Initiatives: Status of FY 2008 Action Plans Addressing Homeless Veterans Needs

VISN	VA Facility - System Name	FY 2008 Need Identified	Update	FY 2008 Need Identified	Update	FY 2008 Need Identified	Update
3	VAMC Northport, NY - 632	Long-term, permanent housing	Two former transitional residences converted to permanent housing. Also, 35 Veterans (and families) will obtain permanent housing through our new HUD-VA Supported Housing program.	Help with finding a job or getting employment	All homeless Veterans are assessed for vocational/employment needs and referred to an appropriate program. Participation in a vocational/job program is a requisite for all non-disabled residents in our VA Grant and Per Diem programs.	Services for emotional or psychiatric problems	All homeless Veterans are assessed upon admission and on an on-going basis. Participation in mental health treatment is a requirement for residents in our VA Grant and Per Diem program. All Veterans at our on-site Salvation Army Northport Veterans Residence (SANVR) are clinically assessed and referred to VA programs like the Mental Health Clinic, Post-Traumatic Stress Disorder, Psychosocial Rehabilitation and Recovery Center.
4	VA Pittsburgh HCS, PA (VAMC Pittsburgh (HD) - 646A5 and VAMC Pittsburgh (UD) - 646)	Long-term, permanent housing	New HUD-VA Supported Housing program with 35 vouchers secured; another 35 vouchers due in FY 2009.	Emergency (immediate) shelter	Shepherd's Heart Veterans Home opened a cold-weather emergency shelter for Veterans, and a drop-in day center.	Halfway house or transitional living facility	Four community organizations applied for VA Grant and Per Diem funding in FY 2008.
4	VAM&ROC Wilmington, DE - 460	Long-term, permanent housing	We are working with HUD and local public housing authority to provide permanent/supportive housing to 35 chronically homeless Veterans.	Emergency (immediate) shelter	We contact local emergency shelters weekly to identify Veterans and link them to VA services.	Halfway house or transitional living facility	Continuing to educate community providers in Delaware and New Jersey about VA Grant and Per Diem funding and encouraging them to apply. Also looking for providers to contract with to provide beds to homeless Veterans.
4	VAMC Altoona, PA - 503	Emergency (immediate) shelter	We now have new arrangements with two shelter facilities.	Halfway house or transitional living facility	We are still attempting to develop transitional housing resources through relationships with the National Alliance for the Mentally Ill.	Long-term, permanent housing	We are still attempting to develop permanent housing in conjunction with Clearfield Community Action Agency.
4	VAMC Butler, PA - 529	Help with transportation	Disabled American Veterans now transports Veterans to appointments in two counties.	Emergency (immediate) shelter	A building has been purchased by community agencies and will be converted into a shelter.	Halfway house or transitional living facility	Continuing to work with housing authority to expand an existing transitional facility. The community received grant money to develop and renovate an existing building for transitional housing.
4	VAMC Clarksburg, WV - 540	Halfway house or transitional living facility	North Central Community Action opened up five VA Grant and Per Diem beds.	Services for emotional or psychiatric problems	We are continuing to work with outside homeless agencies to link Veterans to the VA mental health clinic. We are also working individually with Veterans to ensure they make their VA mental health appointments.	Re-entry services for incarcerated Veterans	We have developed a working relationship with VISN incarcerated Veterans re-entry specialist and local prisons/jails to identify incarcerated Veterans and provide them education and services.
4	VAMC Coatesville - 542	Long-term, permanent housing	We now have 105 HUD-VASH Vouchers that we have been starting to give out. The medical center encourages a full range of outpatient services to provide to any patients who get one of these vouchers and moves into the local area.	Halfway house or transitional living facility	Fresh Start opened 60 beds on VA campus in April 2008. We are encouraging other agencies to apply for VA Grant and Per Diem funding.	Dental Care	Approximately 600 homeless Veterans have received care through a VA dental grant.

Appendix 6: VA Community Initiatives: Status of FY 2008 Action Plans Addressing Homeless Veterans Needs

VISN	VA Facility - System Name	FY 2008 Need Identified	Update	FY 2008 Need Identified	Update	FY 2008 Need Identified	Update
4	VAMC Erie, PA - 562	Long-term, permanent housing	Pennsylvania Coalition to End Homelessness is developing a "Housing First" permanent housing program. We will continue to collaborate with the Coalition.	Halfway house or transitional living facility	Liberty House and Pennsylvania Soldiers and Sailors home continues to provide transitional housing. We encourage community agencies to refer Veterans to these programs.	Job training	Our new VA Compensated Work Therapy program is an asset to our homeless Veterans. Many have secured jobs.
4	VAMC Lebanon, PA - 595	Long-term, permanent housing	Our new HUD-VA Supported Housing program is in operation with a case manager hired.	Halfway house or transitional living facility	Two new VA Grant and Per Diem programs opened in FY 2008.	Help with transportation	We are working closely with local County Veteran offices and Disabled American Veterans to provide more and better and transportation to Veterans in need.
4	VAMC Philadelphia, PA - 642	Long-term, permanent housing	We received 105 HUD-VA Supported Housing vouchers. In addition, one of our VA Grant and Per Diem providers now has HUD Shelter Plus Care beds.	Re-entry services for incarcerated Veterans	We have received many referrals through local public defender's office and have made many consults for VA Substance Abuse Treatment Unit beds. We consult with the VISN Incarcerated Veterans Re-entry Specialist.	Help managing money	Guardian Services, Inc. provides fiduciary services to six Veterans receiving Social Security. It remains difficult to obtain guardianship services for those receiving Social Security.
4	VAMC Wilkes-Barre, PA - 693	Halfway house or transitional living facility	Commission on Economic Opportunity (C.E.O.) completed construction of a six-bed transitional unit on our VA campus and is awaiting final funding approval. It will begin housing Veterans in a few months.	Long-term, permanent housing	Wilkes-Barre and Luzerne County Housing Authorities are assisting in accelerating Section 8 housing application process for homeless Veterans.	Help with finding a job or getting employment	Veterans are now gaining competitive employment in a shorter period of time from previous years thanks to Career Link and our VA Compensated Work Therapy Program.
5	VA Maryland HCS (VAMC Baltimore - 512, VAMC Fort Howard - 512A4 and VAMC Perry Point - 512A5)	Long-term, permanent housing	We have received 175 HUD-VA Supported Housing vouchers and will be enrolling Veterans soon.	Emergency (immediate) shelter	Plans for immediate shelter are currently being discussed.	Job training	Way Station Community Employment Program and Our Daily Bread Employment Center (Catholic Charities) have VA grants to help Veterans return to work.
5	VAMC Martinsburg, WV - 613	Long-term, permanent housing	PHLAG (Peer Housing Location Assistance Group) has recently placed 52 Veterans into permanent housing. We also hosted two grant writing workshops to encourage local providers to apply for permanent housing funding.	Dental Care	Veterans are now receiving care under the Homeless Veterans Dental Program (HVDP). Our VA clinic now has one dentist providing services specifically for homeless Veterans two days a week. This dentist is fully booked, however, and an additional day a week is being requested.	Legal assistance	In FY 2008, we were only to provide one day of legal education/assistance by a community attorney. We are continuing to work with community partners to identify attorneys who will work pro bono with our homeless Veterans.
5	VAMC Washington, DC - 688	Long-term, permanent housing	We secured 140 new HUD-VA Supported Housing vouchers. We are continuing to partner with community agencies to identify additional resources and housing.	Dental Care	We continue to provides services for Veterans in our VA Grant and Per Diem programs, and added two new dental providers: Unity Health and SOME (So Others Might Eat).	Halfway house or transitional living facility	All Faith Consortium is scheduled to open in early FY 2009 with 56 beds. Chesapeake House is now open with 48 beds. Our VA Domiciliary plan has been postponed.

Appendix 6: VA Community Initiatives: Status of FY 2008 Action Plans Addressing Homeless Veterans Needs

VISN	VA Facility - System Name	FY 2008 Need Identified	Update	FY 2008 Need Identified	Update	FY 2008 Need Identified	Update
6	VAMC Asheville, NC - 637	Long-term, permanent housing	Asheville received 35 Section 8 vouchers and a HUD-VA Supported Housing case manager position. Mountain Housing Opportunity (MHO) is interested in converting an abandoned building on our VA campus into permanent housing. Also, the Office of Assets Enterprise Management (OAEM) is interested in a VA land use project to create permanent housing.	Dental Care	Fifteen homeless Veterans in our VA Grant and Per Diem program have received a full course of dental care -- more are expected to receive care soon. A master list of community dental providers is being created by the Asheville- Buncombe Homeless Coalition.	Emergency (immediate) shelter	Western Carolina Rescue Mission opened an emergency shelter for women with children. The Asheville-Buncombe Community Christian Ministry (ABCCM) opened up a wet shelter. There are two beds for women and four for men.
6	VAMC Beckley, WV - 517	Long-term, permanent housing	There has been no progress in developing permanent housing resources or access due to lack of staff involvement.	Halfway house or transitional living facility	Several meetings were held to encourage local providers to apply for VA Grant and Per Diem funding.	Help with transportation	A meeting of providers was held at local Veterans service organization to discuss transportation options.
6	VAMC Durham, NC - 558	Halfway house or transitional living facility	Volunteers of American plans to open up 24 1-bedroom units by December 2008.	VA disability/pension	Our staff is working with local VA service officers to assist homeless Veterans with completing their pension requests.	Help with finding a job or getting employment	We meet regularly with our VA Intensive Therapy/Compensated Work Therapy program to make referrals and review joint cases.
6	VAMC Fayetteville, NC - 565	Emergency (immediate) shelter	Hope Center emergency shelter is being renovated and will re-open.	Halfway house or transitional living facility	New Hanover County Health Department has been assisting in holding meetings with community agencies to provide information about applying for VA Grant and Per Diem funding. At least four agencies will apply in 2009.	Long-term, permanent housing	We are still working with the city and county to establish long-term permanent housing.
6	VAMC Hampton, VA - 590	Long-term, permanent housing	New single room occupancy complex (60 units) will open later this year in Virginia Beach.	Dental Care	We now have a contract with a new community dental clinic to provide care under the Homeless Veterans Dental Program (HVDP). More contracts with a wide variety of specialty services are still needed.	Emergency (immediate) shelter	We have not made any progress. Disabled American Veterans (Chapter 4) would like to assist, but it currently does not have funds or an appropriate property.
6	VAMC Richmond, VA - 652	Emergency (immediate) shelter	VA continues to refer clients to a local central intake for area shelters.	Halfway house or transitional living facility	Safe Haven runs a new VA Grant and Per Diem program for dually-diagnosed Veterans.	Re-entry services for incarcerated Veterans	VA homeless program and other VA mental health staff are working together to place formerly incarcerated Veterans into shelters, and VA Grant and Per Diem programs
6	VAMC Salem, VA - 658	Long-term, permanent housing	Salem VA Medical Center was awarded 35 HUD-VA Supported Housing vouchers for permanent housing.	Dental Care	Veterans are receiving care under the Homeless Veterans Dental Program (HVDP).	Halfway house or transitional living facility	New VA Grant and Per Diem program for female Veterans approved with seven beds.

Appendix 6: VA Community Initiatives: Status of FY 2008 Action Plans Addressing Homeless Veterans Needs

VISN	VA Facility - System Name	FY 2008 Need Identified	Update	FY 2008 Need Identified	Update	FY 2008 Need Identified	Update
6	VAMC Salisbury, NC - 659	Long-term, permanent housing	Community Link (Charlotte) assists Veterans with securing permanent housing. Rowan County Housing Authority is helping us implement our HUD-VA Supported Housing program. With their assistance, we placed 35 Veterans into Section 8 permanent housing.	Halfway house or transitional living facility	We closed one of our VA Grant and Per Diem programs due to numerous safety violations. We have four GPD programs operating and hope to expand in FY 2009.	Family counseling	We have worked with our VA Mental Health Clinic to improve access to services. The need for family counseling and evening groups still exists.
7	VA Central Alabama HCS (VAMC Montgomery - 619 and VAMC Tuskegee - 619A4)	Halfway house or transitional living facility	We added 18 transitional housing beds in FY 2008.	Long-term, permanent housing	In collaboration with Macon County Public Housing Authority, we have a HUD-VA Supported Housing program with 35 Section 8 vouchers.	VA disability/pension	VA Regional Office homeless outreach coordinator (benefits officer) will now accept walk-in clients at our medical center and homeless program office.
7	VAMC - Augusta, GA - 509	Halfway house or transitional living facility	VA Compensated Work Therapy Transitional Residence proposal was delayed due to administrative/legal review. We are collaborating with VA Columbia on a VA Grant and Per Diem program in Greenwood, South Carolina.	Long-term, permanent housing	HUD and Central Savannah River Area Economic Opportunity Authority are still working to increase HUD Shelter Plus Care housing.	Dental Care	We continue to collaborate with St. Vincent De Paul and Salvation Army to refer patients to Medical College of Georgia.
7	VAMC Atlanta, GA - 508 (Decatur, GA)	Halfway house or transitional living facility	One of our agencies received funding for 36 additional VA Grant and Per Diem beds.	Long-term, permanent housing	DeKalb County Housing Authority allotted 350 Section 8 housing vouchers to our HUD-VA Supported Housing program. We now have more resources to provide permanent housing to Veterans in the Atlanta metro area.	Re-entry services for incarcerated Veterans	The VISN incarcerated Veteran re-entry specialist works closely with prisons in Georgia and Alabama to identify Veterans. This past year, the specialist conducted pre-release planning with 190 incarcerated Veterans (goal is to link Veterans with VA and community resources upon release).
7	VAMC Birmingham, AL - 521	Halfway house or transitional living facility	We have been funded by the VISN to open up a 9-bed facility.	Long-term, permanent housing	We are working with HUD and other community vendors to secure permanent housing for our homeless Veterans.	Help with finding a job or getting employment	We have secured one additional VA Compensated Work Therapy contract. We have established a working relationship with the Alabama State Vocational Rehabilitation Department. This agency provides training and employment.
7	VAMC Charleston, SC - 534	Long-term, permanent housing	During FY 2008, Humanities Foundation provide permanent, affordable housing to 17 Veterans.	Help with transportation	We will continue to work with and support Humanities Foundation, the local HUD Continuum of Care, and local, city, and county officials to address ongoing transportation issues.	Education	Trident Technical College has served 81 Veterans since January 2008. Twelve have completed Upward Bound programs and seven have enrolled in local colleges.
7	VAMC Columbia, SC - 544	Long-term, permanent housing	Our program received 70 HUD-VA Supported Housing vouchers. We will continue to also help Veterans who may exceed the income level for HUD-VA Supported Housing.	Women's health care	We educate Veterans about women's health care available at our VA.	Halfway house or transitional living facility	Christ Central provides 16 beds. Technical grant writing workshop was held in March 2008 and another workshop will be held in January 2009.

Appendix 6: VA Community Initiatives: Status of FY 2008 Action Plans Addressing Homeless Veterans Needs

VISN	VA Facility - System Name	FY 2008 Need Identified	Update	FY 2008 Need Identified	Update	FY 2008 Need Identified	Update
7	VAMC Dublin, GA - 557	Long-term, permanent housing	We now have 35 HUD-VA Supported Housing vouchers and are working with HUD to explore other housing opportunities.	Halfway house or transitional living facility	Two non-VA agencies provide transitional housing; we may be working with two additional agencies soon.	Help with finding a job or getting employment	We have increased the number of VA Compensated Work Therapy positions on site. We are partnering with a local technical college on a work-readiness program.
7	VAMC Tuscaloosa, AL - 679	Long-term, permanent housing	Our local HUD Continuum of Care applied recently for five additional Shelter Plus Care vouchers for homeless Veterans, but did not receive them.	Halfway house or transitional living facility	Our 10-bed Salvation Army VA Grant and Per Diem program has been full since its opening in December 2007.	Help with finding a job or getting employment	The Tuscaloosa VA Medical Center provided supported employment to 18 Veterans over the past year.
8	VA North Florida/South Georgia HCS (VAMC Gainesville - 573 and VAMC Lake City - 573A4)	Long-term, permanent housing	We were awarded 140 vouchers to begin a new HUD-VA Supported Housing program.	Dental Care	We continue to use a fee-basis dental provider for our Homeless Veterans Dental Program (HVDP). There has been an increase in the number of Veterans served.	Emergency (immediate) shelter	Creating a Lake City shelter continues to be a goal: we are collaborating with other providers to develop a one-stop homeless center that would include this new shelter. Progress has been delayed over a year, however due to disagreement over the site.
8	VAH Tampa, FL - 673	Emergency (immediate) shelter	We continue to try to find more resources as some local shelter beds have closed.	Halfway house or transitional living facility	Several local agencies have applied for VA Grant and Per Diem funding.	Dental Care	Reduced county budgets have negatively impacted efforts to develop community dental care resources.
8	VAMC Bay Pines - 516	Halfway house or transitional living facility	This remains an ongoing goal. We developed an e-mail group that informs possible candidates of VA Grant and Per Diem funding available.	Treatment for dual diagnosis	We work with our VA Dual Diagnosis Program to ensure seamless transition from the Domiciliary to the VA Substance Abuse Treatment Program. We also have relationships with community treatment programs.	Long-term, permanent housing	We have helped 150 Veterans through our HUD-VA Supported Housing program and been authorized for another 105 slots for FY 2009. Pinellas County Housing Authority has provided housing vouchers. We are contacting other local housing authorities about securing HUD Section 8 vouchers.
8	VAMC Miami, FL - 546	Halfway house or transitional living facility	Thirteen additional transitional housing beds were added.	Job training	Our VA Compensated Work Therapy program has become a major resource for participants in our VA Grant and Per Diem program.	Emergency (immediate) shelter	There are no plans for additional community shelters at this time, but beds could be possibly set-aside for Veterans for extended stays until a treatment/housing plan can be developed.
8	VAMC West Palm Beach, FL - 548	Emergency (immediate) shelter	We work closely with a local emergency shelter; it's an important referral source.	Halfway house or transitional living facility	Two new VA Grant and Per Diem programs were established thanks to our VA Grant and Per Diem liaison's outreach to the community.	Long-term, permanent housing	West Palm Beach VA has established a HUD-VA Supported Housing program with two new staff social workers to be hired in FY 2009.
8	VAMC San Juan, PR - 672	Emergency (immediate) shelter	We have some informal agreements with some faith-based shelters and one municipality agency.	Halfway house or transitional living facility	Local agencies submitted ten VA Grant and per Diem proposals but none were funded. We will continue to work on this.	Detoxification from substances	We have an informal agreements with Iniciativa Comunitaria to provide inpatient detoxification.
	VAMC Orlando, FL-675	Halfway house or transitional living facility	Two additional VA Grant and Per Diem program will start in late 2008.	Services for emotional or psychiatric problems	We have established a working relationship with local mental health providers and our own VA mental health programs.	Elder Healthcare	We are attempting to develop partnerships with local assisted living facilities to improve care for our elderly homeless Veterans.

Appendix 6: VA Community Initiatives: Status of FY 2008 Action Plans Addressing Homeless Veterans Needs

VISN	VA Facility - System Name	FY 2008 Need Identified	Update	FY 2008 Need Identified	Update	FY 2008 Need Identified	Update
9	VAMC Huntington, WV - 581	Long-term, permanent housing	Our VA was awarded 35 HUD-VA Supported Housing vouchers; more will be requested.	Halfway house or transitional living facility	Roark-Sullivan Lifeway Center will open in November 2008 with 12 VA Grant and Per Diem beds.	Detoxification from substances	Huntington area community task force is working to establish a Healing Place-model substance abuse recovery center which will include social detoxification services.
9	VAMC Lexington, KY - 596	Services for emotional or psychiatric problems	We are still in discussion with our VA leadership to establish a Mental Health Intensive Case Management (MHICM) program.	Long-term, permanent housing	We were awarded new HUD-VA Supported Housing vouchers this year.	Emergency (immediate) shelter	We continue to work closely with local shelters to ensure time Veteran access.
9	VAMC Louisville, KY - 603	Long-term, permanent housing	We received 70 HUD-VA Supported Housing vouchers; also, more HUD Shelter Plus Care slots are available.	Emergency (immediate) shelter	Interlink Counseling opened up three new social detoxification beds. Louisville-area shelters continue to move toward transitional housing (reducing regular emergency bed capacity).	Help with finding a job or getting employment	We have increased referrals to local Department of Labor programs. List of employers for ex-offenders has been updated; general list of employment services obtained from our VA Compensated Work Therapy Program.
9	VAMC Memphis, TN - 614	Halfway house or transitional living facility	We are still encouraging local agencies to apply for VA Grant and Per Diem funding and/or create new programs.	Glasses	We will use funding from our Stand Down budget to help Veterans obtain glasses. Still have not found community resources.	Long-term, permanent housing	We were awarded 105 HUD-VA Supported Housing vouchers.
9	VAMC Mountain Home, TN - 621	Long-term, permanent housing	We use the HUD Shelter Plus Care program and have implemented our HUD-VA Supported Housing program with 70 permanent housing vouchers.	Help with finding a job or getting employment	VA supported a proposal submitted by a local homeless coalition to provide vocational training and job placement opportunities for Veterans.	Dental Care	VA Dental Clinic and our homeless program continue to explore Homeless Veteran Dental Program funding.
9	VAMC Nashville, TN - 626 (Nashville and Murfreesboro)	Treatment for substance abuse	We continue to refer ineligible Veterans to community programs for services. As the number of community programs referral sources increase, the number of ineligible Veterans without treatment access will decline.	VA disability/pension	We have a strong relationship with VA Regional Office outreach staff. We have a VARO point-of-contact to help expedite claims for VA service-connected and non-service connected benefits.	SSI/SSD process	We have two good contacts at SOAR (SSI/SSDI Outreach, Access, and Recovery) who help our Veterans.
10	VAMC Chillicothe, OH - 538	Emergency (immediate) shelter	Shelter beds are available, but access is limited due lack of resources.	Long-term, permanent housing	HUD-VA Supported Housing program is starting with 35 new vouchers. The community has received 10 HUD Shelter Plus Care vouchers.	Halfway house or transitional living facility	VA Grant and Per Diem providers have been at full capacity since June of 2008.
10	VAMC Cincinnati, OH - 539 (Ft. Thomas, KY)	Long-term, permanent housing	HUD-VA Supported Housing program received 70 additional vouchers to provide permanent housing for Veterans. New HUD-VA Supported Housing case managers hired.	VA disability/pension	Benefits counselor provides ongoing education at local shelter on a monthly basis with referrals to VA to complete applications.	Job training	VA Compensated Work Therapy program continues to grow, providing opportunities for Veterans to move into full-time permanent jobs in the community and at the VA.
10	VAMC Cleveland, OH - 541, (Brecksville, OH)	Long-term, permanent housing	New permanent housing program opened and is currently housing 23 Veterans. Another site is opening soon and will house another 20 Veterans.	Re-entry services for incarcerated Veterans	VA will continue to: collaborate with VA incarcerated Veterans specialist; participate in local re-entry task force; advocate with landlords and employers; facilitate groups that assist ex-offenders; and provide supportive services to recently-released Veterans	Help with transportation	VA will continue to collaborate with county Veterans service commission to get bus tickets, and advocate with local transit authority and other groups for assistance.

Appendix 6: VA Community Initiatives: Status of FY 2008 Action Plans Addressing Homeless Veterans Needs

VISN	VA Facility - System Name	FY 2008 Need Identified	Update	FY 2008 Need Identified	Update	FY 2008 Need Identified	Update
10	VAMC Dayton, OH - 552	Long-term, permanent housing	Our VA was awarded 35 HUD-VA Supported Housing vouchers. Also, Miami Valley Housing Opportunities opened 27 permanent housing beds for women.	Emergency (immediate) shelter	Gateway Shelter is expanding to a second site which will increase the number of local emergency beds.	Halfway house or transitional living facility	Two new VA Grant and Per Diem programs are now open.
10	VAOPC Columbus, OH - 757, (Grove City, OH)	Help with transportation	Franklin County Veterans Service Commission (VSC) provides bus passes for VA appointments and cab vouchers for Veterans with special needs.	Re-entry services for incarcerated Veterans	A VA social worker maintains regular contact with the VISN incarcerated Veterans re-entry specialist.	Dental Care	The Franklin County Veterans Service Commission and Healthcare for the Homeless provides dental care on a limited basis to Veterans.
11	Toledo, OH, Outpatient Clinic	Halfway house or transitional living facility	A new 7-bed VA Grant and Per Diem program for ex-offenders will open soon.	Long-term, permanent housing	We are starting a new HUD-VA Supported Housing program with referrals, committees, new hires, placements, etc.	Help with finding a job or getting employment	It continues to be difficult finding gainful employment in Ohio and Michigan.
11	VA Northern Indiana HCS (VAMC Fort Wayne - 610A4 and VAMC Marion - 610)	Help with finding a job or getting employment	We refer Veterans to VA hospital-based vocational rehabilitation programs such as VA Compensated Work Therapy and VA Incentive Therapy.	Long-term, permanent housing	We will receive 35 HUD-VA Supported Housing Section 8 vouchers in FY 2009.	Services for emotional or psychiatric problems	One new VA Grant and Per Diem program targets Veterans with mental health needs. We have a new relationship with a half-way house in Fort Wayne for Veterans with emotional and psychiatric needs. This is in addition to ongoing relationships with half-way houses in Marion and elsewhere.
11	VAMC Battle Creek, MI - 515	Help with finding a job or getting employment	We will continue to use VA Compensated Work Therapy Supported Housing Program, Goodwill Industries, Dwelling Place, and the Michigan Department of Labor and Economic Growth through Michigan Works to continue to provide employment training. Volunteers of America recently received a DOL Homeless Veterans Reintegration Program grant to provide on-site supportive employment services to Veterans in the VA Grant and Per Diem program. This VOA/VA arrangement will include coordinated case management, aftercare, and financial incentives to help keep Veteran in long-term employment.	VA disability/pension	VA benefit representatives visit our VA transitional housing programs and accept our referrals. We work with the Department of Defense Post-Deployment Health Reassessment (PDHRA) Program regarding benefits for newly returning OIF/OEF Veterans.	Long-term, permanent housing	Battle Creek Housing Commission partnered with the Battle Creek VA Medical Center in administering 35 HUD-VA Supported Housing Section 8 vouchers.

Appendix 6: VA Community Initiatives: Status of FY 2008 Action Plans Addressing Homeless Veterans Needs

VISN	VA Facility - System Name	FY 2008 Need Identified	Update	FY 2008 Need Identified	Update	FY 2008 Need Identified	Update
11	VAMC Danville, IL - 550	Long-term, permanent housing	South Side Office of Concern renovated a building in downtown Peoria to provide 79 units of permanent supported housing for individuals with mental health issues. We anticipate getting a new HUD-VA Supported Housing program in FY 2009.	VA disability/pension	VA Regional Office homeless Veteran liaison continues to assist with VA claims. We have distributed an information sheet on VA benefits to our Veterans.	Help with finding a job or getting employment	Our Supported Employment/Compensated Work Therapy clinicians provide information on local job services; printed job information is provided at our job club.
11	VAMC Detroit, MI - 553	Long-term, permanent housing	We are implementing our new HUD-VA Supported Housing program with 105 vouchers. A 150-unit permanent housing project broke ground in spring 2008.	Help with transportation	We continue to provide Veterans bus ticket on an as-needed basis.	VA disability/pension	We refer homeless Veterans to a Veterans benefits counselor assigned to expedite claims.
11	VAMC Indianapolis - 583	Halfway house or transitional living facility	Healthnet opened 15 beds; Volunteers of America, 15 beds; and Helping Homeless Veterans and Families, 40 beds.	Detoxification from substances	Efforts to establish a detoxification "engagement" center continue.	Long-term, permanent housing	We now have 70 new HUD-VA Supported Housing vouchers.
11	VAMC Saginaw, MI - 655	Emergency (immediate) shelter	Local coalition is working on developing local shelter resources.	Long-term, permanent housing	All current slots are filled. Affordable permanent housing in good repair is an ongoing need. Coalition continues to evaluate future needs.		
12	VAH Hines, IL - 578 and VA Chicago HCS (VAMC Chicago (LS) - 537A4 and VAMC Chicago (WS) - 537)	Long-term, permanent housing	We are implementing our new HUD-VA Supported Housing program. We also continue to work with community agencies on developing permanent housing units.	Family counseling	We continue work with local Vet Centers to make family counseling available to homeless Veterans.	Spiritual	We have made little headway in developing our relationship with VA Chaplain Services.
12	VAH Madison, WI - 607	Long-term, permanent housing	We submitted a "Housing First" grant for long-term permanent housing.	Emergency (immediate) shelter	Porchlight, Inc. added twenty additional immediate shelter beds this year.	Treatment for substance abuse	Federally Qualified Health Clinic (FQHC) getting ready to start up in rural Wisconsin. Services will include mental health and substance abuse treatment services for low-income individuals.
12	VAMC Iron Mountain, MI - 585	Job training	Our Iron Mountain VA Compensated Work Therapy program is in its start-up phase.	Halfway house or transitional living facility	We have informal arrangements with the Toma and Milwaukee VA Domiciliaries and will pursue formal agreements in 2009.	Help with transportation	We utilize Disabled American Veterans. A voucher program (from voluntary funds) is being expanded to include bus tickets and cab services. A memorandum of understanding is being explored with a transportation company to get Veterans from a homeless shelter to the closest VA Community Based Outpatient Clinic 60 miles away.
12	VAMC Milwaukee, WI - 695	Long-term, permanent housing	Milwaukee received 70 HUD-VA Supported Housing vouchers for 2008-2009. Local provider began new construction on 20 units of permanent housing.	Help with finding a job or getting employment	Referral to VA Compensated Work Therapy and Supported Employment Programs increased by 20% from the previous year.	Dental Care	Local non-VA providers served 21 Veterans.

Appendix 6: VA Community Initiatives: Status of FY 2008 Action Plans Addressing Homeless Veterans Needs

VISN	VA Facility - System Name	FY 2008 Need Identified	Update	FY 2008 Need Identified	Update	FY 2008 Need Identified	Update
12	VAMC North Chicago, IL - 556	Long-term, permanent housing	About 37 units of permanent housing may come online soon. We are still working with Lake County Coalition for the Homeless and Habitat for Humanity.	Emergency (immediate) shelter	We are negotiation with P.A.D.S. (Public Action to Deliver Shelter) to develop 30 year-round, Veteran-specific emergency beds at our VA Medical Center.	Help managing money	I-Plus provides money management services to homeless Veterans. The agency maintains an office at VA Medical Center North Chicago to work closely with our staff.
12	VAMC Tomah, WI - 676	Long-term, permanent housing	HUD-VA Supported Housing coordinator hired in August 2008 and is working with local public housing authority. Three vouchers have been issued with referrals increasing.	Dental Care	Eleven Veterans were served under the Homeless Veterans Dental Program (HVDP).	Help with finding a job or getting employment	Our VA Supported Employment program is "up and running" with three new master's level vocational rehabilitation counselors hired. It is working closely with Veterans in VA Grant and Per Diem. Also, Wisconsin Department of Workforce Development staff work on our VA campus to help Veterans.
15	VA Eastern Kansas HCS (VAMC Leavenworth - 677A4)	Long-term, permanent housing	We were approved for 105 HUD-VA Supported Housing vouchers. Also a HUD Shelter Plus Care grant was approved for 20 vouchers.	Help with transportation	Social work intern compiled list of available public transportation routes	Emergency (immediate) shelter	Assisted Independence (parent organization of our VA GPD City of Refuge program) is interested in developing a "Safe Haven" immediate shelter.
15	VAH Columbia, MO - 543	Re-entry services for incarcerated Veterans	We have a close working relationship with our designated Missouri Veterans Commission whose staff visits prisons. We have a new staff to provide re-entry services to incarcerated Veterans.	Halfway house or transitional living facility	The Phoenix Program VA Grant Per Diem Program is now open and running at full capacity.	Long-term, permanent housing	We received 35 HUD-VA Supported Housing vouchers and are using about 80% of them. We are still screen Veterans for VASH eligibility.
15	VAM&ROC Wichita, KS - 452	Long-term, permanent housing	In January 2009, 64 "Housing First" permanent housing units will open.	Halfway house or transitional living facility	We have a new memorandum of understanding with a local half-way house to serve eight Veterans at a time.	Help with transportation	We worked with our local VA to procure more bus tickets for FY 2008 and received 500 free bus tickets for our Stand Down.
15	VAMC Kansas City, MO - 589	Long-term, permanent housing	We received 70 HUD-VA Supported Housing vouchers. We are working with HUD, Housing Authority of Kansas City and local property owners to increase long-term permanent housing.	Emergency (immediate) shelter	We use existing community emergency shelters.	Services for emotional or psychiatric problems	We paid for a local provider to house several mentally ill, homeless Veterans.
15	VAMC Marion, IL - 609	Emergency (immediate) shelter	Boulware Mission is currently working to open a new homeless shelter next to a VA Community-based Outpatient Clinic. Our outreach team has visited local shelters, improving communication.	Halfway house or transitional living facility	We are continuing to grow and develop relationships with community transitional housing providers.	Long-term, permanent housing	This remains an area of needed development and growth.
15	VAMC Poplar Bluff, MO - 647	Emergency (immediate) shelter	There is no progress on this goal.	Halfway house or transitional living facility	We are grateful to the Missouri Department of Mental Health for progress on this goal.	Help with finding a job or getting employment	We are working directly with our Veterans in planning, referral, and support.

Appendix 6: VA Community Initiatives: Status of FY 2008 Action Plans Addressing Homeless Veterans Needs

VISN	VA Facility - System Name	FY 2008 Need Identified	Update	FY 2008 Need Identified	Update	FY 2008 Need Identified	Update
15	VAMC St. Louis, MO - 657	Long-term, permanent housing	St. Louis VA received 35 HUD-VA Supported Housing vouchers for long-term, permanent housing.	Food	No new prospects. Only snacks and minimal amounts of food are available at drop-in and other service centers.	Dental Care	Referrals have been made to community programs, but there are no new resources to pick up costs for Veterans who are not eligible for VA care under the Veterans Homeless Dental Program.
15	VAMC Topeka - 677	Long-term, permanent housing	Two community agencies built eight new units of permanent housing utilizing tax credit projects.	Dental Care	We educate all eligible candidates for the Homeless Veterans Dental Program about the benefit. We will continue to lobby both our VISN and VA Central Office to expand the eligibility criteria for HVDP.	Job training	We have worked with the local Veterans' Employment and Training Service program (U.S. Department of Labor) and will continue to do so with the goal of creating Veteran employment and training programs.
16	VA Central Arkansas Veterans HCS - 598	Long-term, permanent housing	We continue to use HUD-VA Supported Housing Section 8 vouchers for permanent housing. With 105 additional vouchers received in FY 2008, we will no longer be dependent on a local coalition's resources for housing Veterans with felony charges.	Dental Care	We continue to refer eligible VA Grant and Per Diem and Domiciliary residents to the VA Homeless Veterans Dental Program. Non-eligible Veterans are referred to River City Ministry.	Emergency (immediate) shelter	We do outreach and education groups at two local shelters (Union Rescue Mission, Salvation Army) in the evening hours for Veterans. We have also expanded outreach to another shelter, Lighthouse Mission.
16	VA Gulf Coast HCS - 520, Biloxi, MS, Pensacola, FL	Food	Two soup kitchens are closing, but additional churches have started feeding the homeless.	Treatment for substance abuse	Because of long waits to get Veterans into treatment, we've been using other community programs. This continues to be a problem area.	Dental Care	We have met with a local free medical clinic that offers dental services.
16	VAMC Alexandria, LA - 502	Drop-in center or day program	The local Salvation Army now has a day-program for the homeless. Efforts will be made to work with local coalitions to open additional day programs and drop-in centers.	Emergency (immediate) shelter	The number of emergency shelter beds has not increased as planned. Therefore we will encourage community partnering with VA to expand the number of emergency shelter beds.	Long-term, permanent housing	We have a new HUD-VA Supported Housing program with 35 vouchers. Several Veterans have been approved.
16	VAMC Fayetteville, AR - 564	Halfway house or transitional living facility	We are contracting for 10 transitional housing beds in Rogers -- and negotiating for four beds in Fort Smith.	Long-term, permanent housing	VA Medical Center Fayetteville was awarded 35 HUD-VA Supported Housing vouchers in May 2008.	Help with transportation	We will continue to use the Disabled American Veterans van system, Ozark Regional Transit, University of Arkansas Freetransit System, VA shuttle services to Joplin (Missouri), and House Inc.'s van for homeless Veterans.
16	VAMC Houston, TX - 580	Long-term, permanent housing	Several Veterans are now at the U.S. VETS Supported Housing program.	Emergency (immediate) shelter	We assisted our local homeless coalition in a "street sweep" and got several Veterans off the streets and into the Rapid Rehousing Program.	Services for emotional or psychiatric problems	We are working with Harris County Courts on a jail diversion project; and with the Houston Police Department to refer Veterans with psychiatric issues to our VA rather than face arrest. The initiative is still new, but we are diverting Veterans into services.

Appendix 6: VA Community Initiatives: Status of FY 2008 Action Plans Addressing Homeless Veterans Needs

VISN	VA Facility - System Name	FY 2008 Need Identified	Update	FY 2008 Need Identified	Update	FY 2008 Need Identified	Update
16	VAMC Jackson, MS - 586	Welfare payments	Veterans were assisted in applying for Food Stamps.	Long-term, permanent housing	We received 35 HUD-VA Supported Housing vouchers to use in the Jackson area. Two local HUD Continuum of Care proposals for Veteran-specific permanent housing projects were rejected.	Re-entry services for incarcerated Veterans	We continue to depend on the I.S.I.A.H. Project (Innovative Solutions in Assisting Homelessness), a VA Grant and Per Diem program that specializes in serving recently incarcerated Veterans. We are still trying to get a VA re-entry specialist to do outreach in the penal system.
16	VAMC New Orleans, LA - 629	Emergency (immediate) shelter	The Salvation Army re-opened 95 beds.	Long-term, permanent housing	Our program received 140 HUD-VA Supported Housing vouchers in FY 2008. With FEMA (Federal Emergency Management Agency) vouchers being discontinued, we could still use 70 additional vouchers for FY 2009.	Halfway house or transitional living facility	Raven's Outreach Center has opened 30 beds in Baton Rouge; Start Corporation in Houma was awarded 12 beds, but startup has been delayed due to Hurricanes Gustav and Ike. Quad Area Community Action Agency, Inc (Hammond) is starting construction on a 38-bed VA Grant and Per Diem facility. Volunteers of America of Greater New Orleans is planning to open 50 beds by FY 2009; Metamorphosis, Inc. in Baton Bourge will provide six beds for women by November 2008.
16	VAMC Oklahoma City, OK - 635	Long-term, permanent housing	HUD funding has been provided for new permanent housing; we are waiting for project completion.	Eye care	We are still working through our local homeless coalition providers for eye care.	Help with transportation	There's a new transportation system in place to get Veterans to community services and job sites.
16	VAMC Shreveport, LA - 667	Halfway house or transitional living facility	We are waiting on final approval of a VA Capital Grant for 40 beds (Volunteers of America).	Long-term, permanent housing	We have 47 Veterans housed in Shelter Plus Care. We now have a new HUD-VA Supported Housing program with 35 beds -- and will request more for FY 2009.	Dental Care	We refer Veterans that qualify for the Homeless Veterans Dental Program to our VA. We do the best we can with those Veterans who are not eligible -- referring to community agencies.
16	VAMC Muskogee, OK-623 (Tulsa, OK)	Halfway house or transitional living facility	Local mental health association was unable to apply for VA Grant and Per Diem funding, but recently signed a contract for VA Healthcare for Homeless Veterans contract beds.	Dental Care	VA Grant and Per Diem program received dental funds. VA also provides direct dental care to Veterans. If VA is unable to provide care, Veterans are fee-based to the community.	Help with transportation	Our VA has an informal agreement with Morton Transportation Services which provides free transportation to places such as VA clinic and community agencies.
17	VA Central Texas HCS (VAMC Marlin - 674A5, VAMC Temple - 674 and VAMC Waco - 674A4), Austin	Treatment for dual diagnosis	We contract with a community organization to provide treatment. VA staff provides education in community regarding VA resources.	Long-term, permanent housing	We obtained 35 HUD-VA Supported Housing vouchers for Austin. Proposed Spring Terrace 25-bed SRO (single room occupancy) canceled by Foundation Communities.	Eye care	VA provides eye exams and glasses based on medical need.
17	VA North Texas HCS (VAMC Bonham - 549A4 and VAMC Dallas - 549)	Long-term, permanent housing	We filled 27 new efficiency apartments for chronically homeless Veterans in partnership with Dallas Metrocare and Urban League.	Services for emotional or psychiatric problems	We expanded weekend and evening hours to improve access, and a larger number of seriously mentally ill were admitted to our VA Domiciliary. In partnership with the new Homeless Assistance Center, more services were offered to the homeless.	Help with finding a job or getting employment	Collaboration between homeless programs increased employment assistance offerings. We partnered with state, county and private employment service.

Appendix 6: VA Community Initiatives: Status of FY 2008 Action Plans Addressing Homeless Veterans Needs

VISN	VA Facility - System Name	FY 2008 Need Identified	Update	FY 2008 Need Identified	Update	FY 2008 Need Identified	Update
17	VA South Texas Veterans HCS (VA OPC Corpus Christi, TX - 671BZ)	Long-term, permanent housing	Plans for an 80-bed SRO (single room occupancy) complex continues.	Emergency (immediate) shelter	Veterans and their children can stay at the Salvation Army.	Eye care	Some Veterans have been able to get eye exams and glasses through a local Lutheran church.
17	VA South Texas Veterans HCS (VAMC Kerrville - 671A4 and VAH San Antonio - 671), Corpus Christi, TX	Detoxification from substances	A new detoxification center for San Antonio opened in April 2008.	Treatment for substance abuse	VA substance abuse counselors now hold groups at VA Grant and Per Diem programs. OIF/OEF (recent Iraq and Afghanistan) Veterans are immediately screened for mental health/substance abuse issues with follow-up appointments within seven days.	Long-term, permanent housing	We were awarded 70 HUD-VA Supported Housing vouchers. Another 70 vouchers will be requested in FY 2009.
18	El Paso VA HCS, TX - 756	Long-term, permanent housing	We continue to work with landlords to find new permanent housing options. A plan to develop 15 HUD Shelter Plus Care beds was delayed when a partner pulled out. We will work with City of El Paso and the Opportunity Center to find a new sponsor.	Dental Care	We received an additional \$20,000 for care through the Homeless Veterans Dental Program (HVDP). Local clinics and community hospital provide care to Veterans that qualify.	SSI/SSDI process	Texas Rio Grande Legal Aid expanded its services to help our Veterans with SSI/SSDI process. We have a good relationship with an SSI representative who has been very helpful. Other agencies continue to provide services as well: Texas Veterans Commission, Workforce Solutions Upper Rio Grande, and Texas Department of Assistive and Rehabilitative Services.
18	VA New Mexico HCS - 501	Emergency (immediate) shelter	The VA is currently working with a coalition in an attempt to help create more emergency medical respite bills. There has been little progress made in establishing new shelter beds in Albuquerque or the greater New Mexico area.	Long-term, permanent housing	In addition to our HUD-VA Supported Housing program, multiple agencies have either completed or begun construction on supportive housing projects.	Services for emotional or psychiatric problems	VA provided training on PTSD to multiple community provider who may be working with returning OIF/OEF (Iraq and Afghanistan) Veterans. Additionally, the state of New Mexico has funded a program to provide mental health services to returning Veterans in rural areas.
18	VA Northern Arizona HCS - 649	Long-term, permanent housing	We received new HUD-VA Supported Housing vouchers and are waiting for a case manager to be hired.	Services for emotional or psychiatric problems	PTSD and peer support programs are very active with residents of the Domiciliary and the local U.S. Vets VA Grant and Per Diem program.	Dental Care	Contract dentists are currently treating 22 Veterans.
18	VA Southern Arizona HCS - 678	Dental Care	We expanded services to Veterans in VA Grant and Per Diem through the Homeless Veterans Dental Program (HVDP). We also arranged for dental care for 25 Veterans through volunteer dentists at a Stand Down in May 2008.	Food	We partnered with the Arizona Department of Economic Security to have workers at our Stand Down to help Veterans fill out Food Stamp applications. We moved to a new building in 2008 which has a dedicated food pantry/storage for homeless Veterans.	Halfway house or transitional living facility	Two community agencies received VA Grant and Per Diem funding and will add 33 new beds. Another agency has a contract pending which would provide additional beds dedicated to Veterans with serious mental illness.
18	VAMC Amarillo, TX - 504	Long-term, permanent housing	No additional resources were developed. We will continue to work on this needed resource.	Dental Care	No agreements were made. We will continue to work on this identified need.	Legal assistance	We met with a legal aid attorney to develop assistance for homeless Veterans. We will continue to develop a plan.

Appendix 6: VA Community Initiatives: Status of FY 2008 Action Plans Addressing Homeless Veterans Needs

VISN	VA Facility - System Name	FY 2008 Need Identified	Update	FY 2008 Need Identified	Update	FY 2008 Need Identified	Update
18	VA West Texas HCS - 519	Halfway house or transitional living facility	Several Salvation Army agencies and a nonprofit faith-based organization are interested in applying for VA, HUD, and other grants for transitional housing.	Long-term, permanent housing	We will continue to identify permanent housing resources through networking at local homeless meetings in five counties.	Job training	Texas Workforce Centers (Midland, Odessa, Big Spring, Abilene, San Angelo) have Veteran representatives who are addressing the unique needs of our Veterans.
18	VAMC Phoenix, AZ - 644	Halfway house or transitional living facility	Ozanam Manor secured funding for 41 beds for severely mentally ill Veterans. OIF/OEF (Operation Iraqi Freedom/Operation Enduring Freedom) homeless Veterans are immediately placed in an emergency bed or a local transitional bed at Stepshouse, Inc. or Sahuaro Living. They receive priority for the next opening at a VA Grant and Per Diem program.	Long-term, permanent housing	We received 105 HUD-VA Supported Housing vouchers. We are working collaboratively with U.S. VETS, CASS (Central Arizona Shelter Services), and Steps House to identify more affordable permanent housing.	Child care	Resources for families remains sparse. UMOM New Day Centers and HUD-VA Supported Housing serve as primary shelter and permanent housing resources respectively.
19	VA Montana HCS (VAM&ROC Ft. Harrison - 436 and VA Eastern Montana HCS - 436A4), Miles City, MT	Help managing money	We've assisted Veterans on a case-by-case basis with budgeting and money management issues.	Detoxification from substances	Emergency detoxification is available at our VA; process begun to establish detoxification holding beds with Montana Veterans Foundation.	Help with transportation	We've develop funds to assists with gas vouchers and bus tickets. Two capital grants for van are in review. We're advancing a memorandum of agreement with Disabled American Veterans for local/out of town transportation for homeless Veterans.
19	VA Southern Colorado HCS, CO-567	Dental Care	We referred more homeless Veterans to dental care at a VA Community Based Outpatient Clinic in 2008 compared to 2007.	Long-term, permanent housing	We received 35 HUD-VA Supported Housing vouchers and a VA case manager position.	Halfway house or transitional living facility	We will continue to assist local agencies in applying for VA Grant and Per Diem funding.
19	VAM&ROC Cheyenne, WY - 442	Long-term, permanent housing	Wyoming Continuum of Care group has succeeded in funding new housing and will submit a very competitive grant this year.	Dental Care	Rural Development Council has held grant-writing workshops in 2007 and 2008. No dental grants have been approved yet.	Medical services	Demand for VA health care has increased approximately 50% in one year. This is greatly straining community resources. We've encouraged VA to open new Community Based Outpatient Clinics in underserved areas, but no progress yet.
19	VA Eastern/Southern Colorado HCS, CO (VAMC Denver - 554)	Long-term, permanent housing	We have an agreement with Mercy Housing to cluster our new HUD-VA Supported Housing vouchers at a few rental properties.	Dental Care	We continue to use VA Central Office-funded dental assistance for homeless Veterans.	Help with finding a job or getting employment	We are serving significantly more homeless Veterans through our VA Compensated Work Therapy and Department of Labor programs.
19	VAMC Grand Junction, CO 575	Long-term, permanent housing	Twenty-two apartments of permanent supportive housing opened in July 2008.	Help with transportation	Our bus pass grant expired and we were not able to renew it.	Treatment for substance abuse	Our substance abuse treatment program has expanded -- and additional expansion may be possible though the VA Mental Health Uniform Services initiative.
19	VAMC Salt Lake City, UT - 660	Long-term, permanent housing	We are adding 35 HUD-VA Supported Housing vouchers for a total of 85. We work with local providers to purchase and develop apartments for permanent housing.	Job training	Utah Department of Workforce Services helped secure funding for the Safety Consortium's VETS (Vocational Education and Training Service), a 40-hour health and safety certification training program.	Halfway house or transitional living facility	VA has sponsored VA Grant and Per Diem workshops for community partners. We encourage agencies to apply.

Appendix 6: VA Community Initiatives: Status of FY 2008 Action Plans Addressing Homeless Veterans Needs

VISN	VA Facility - System Name	FY 2008 Need Identified	Update	FY 2008 Need Identified	Update	FY 2008 Need Identified	Update
19	VAMC Sheridan, WY - 666	Help with transportation	We are awaiting the outcome of a submitted VA capital grant proposal for a van.	Long-term, permanent housing	Long-term housing does not exist or is unavailable.	Halfway house or transitional living facility	We are awaiting the house of a VA Grant and Per Diem submission.
20	VA Alaska HCS & RO - 463	Long-term, permanent housing	Habitat for Humanity and Cook Inlet Tribal Council are building low-cost housing. Municipality of Anchorage continues to implement Ten-Year Plan to End Homelessness	Job training	Nine Star Education and Employment Services provides job training and placement for individuals 55+. Service Solutions and other agencies provide job training for Veterans. Alaska Department of Labor and Alaska Division of Vocational Rehabilitation are useful resources.	Help with finding a job or getting employment	Our one-stop job search and resume building center has been in operation for over a year with more Veterans using it. They search for jobs, build resumes, and improve computer skills. Jobs are posted every business day. A VISTA (Volunteers in Service to America) volunteer has been working to develop additional community resources by outreaching to potential employers.
20	VA DOM White City, OR - 692	Long-term, permanent housing	We have received 35 HUD-VA Supported Housing vouchers and are currently implementing our VASH program.	Dental Care	Eligible Veterans are treated by a local dentist who is paid by VA.	Halfway house or transitional living facility	Interfaith Community Care opened 16 more units in 2008. Plan is to add another 20 units in 2009.
20	VA Puget Sound HCS (VAMC American Lake - 663A4 and VAMC Seattle, WA - 663), Tacoma, WA	Long-term, permanent housing	We are collaborating with King County Housing Authority to develop the HUD-VA Supported Housing program.	Halfway house or transitional living facility	A 40-bed program was approved in November 2007, and 11-bed program opened up in Olympia in 2008. We are developing 76 newly-funded beds.	Emergency (immediate) shelter	King County Veterans Program purchased additional beds at William Booth Center. Compass Center admitted four women Veterans this year.
20	VA Roseburg HCS, OR - 653 (Eugene, OR)	Long-term, permanent housing	We have obtained 35 HUD-VA Supported Housing vouchers. St. Vincent De Paul continues work on their permanent housing program for Veterans (VetLIFT). We increased long-term housing by two apartments through a new partnership with Metropolitan Affordable Housing.	Halfway house or transitional living facility	St. Vincent De Paul was awarded 15 VA Grant and Per Diem beds. We have a new relationship with Sponsors, Inc which provides housing to Veterans released from prison.	Dental Care	New dental consult protocol to facilitate referrals is working well. Forty-five Veterans accessed dental care in FY 2008.
20	VAMC Boise, ID - 531	Halfway house or transitional living facility	Two agencies opened up VA Grant and Per Diem programs with 32 beds total.	Long-term, permanent housing	We continue to work with mayor's task force on monthly basis to increase local housing stock.	Detoxification from substances	Community-wide debate about construction of a new detoxification facility continues.
20	VAMC Portland, OR - 648	Long-term, permanent housing	We have added 70 new HUD-VA Supported Housing permanent housing vouchers -- the largest single increase in new permanent housing slots in many years.	Help with transportation	We have increased the amount spent on bus tickets and passes by 25% from the previous year.	Re-entry services for incarcerated Veterans	This year an incarcerated Veterans outreach specialist was hired who is now doing outreach in state and federal prisons. The process of linking the incarcerated Veterans to all entitled services (including housing) is continuing to be developed.
20	VAMC Spokane, WA - 668	Halfway house or transitional living facility	We have increased transitional housing from 10 beds to 61. Six more will come online soon for a total of 67.	Long-term, permanent housing	We have 48 permanent housing beds (35, HUD-VA Supported Housing, 13 supportive housing).	Emergency (immediate) shelter	We now have access to shelters at Coeur d'Alene, ID, Solada in Wenatchee, WA, Pullman WA. Requiring ID for admittance is an ongoing problem.

Appendix 6: VA Community Initiatives: Status of FY 2008 Action Plans Addressing Homeless Veterans Needs

VISN	VA Facility - System Name	FY 2008 Need Identified	Update	FY 2008 Need Identified	Update	FY 2008 Need Identified	Update
20	VAMC Walla Walla, WA - 687	Long-term, permanent housing	We now have 70 HUD-VA Supported Housing vouchers (with two VA case manager positions) and continue to advocate for more.	Help with finding a job or getting employment	We use Veterans Industries and VA Supportive Employment programs to help homeless Veterans get jobs. Last year, we helped over 40 Veterans prepare for and obtain employment.	Dental Care	We have created a Veterans dental resource directory and helped over 25 Veterans get VA care in FY 2008.
21	VA Central California HCS, CA - 570	Emergency (immediate) shelter	We received a grant to provide funding for women Veterans with families.	Long-term, permanent housing	We utilize HUD-VA Supported Housing and HUD Shelter Plus Care.	Help with finding a job or getting employment	We are working with an agreement with a local agency for the provision of job training.
21	VA Northern California HCS - 612 (Martinez, Oakland and Sacramento)	Long-term, permanent housing	We recently received 35 HUD-VA Supported Housing vouchers. We continue to work with the community and have accessed a few HUD Shelter Plus Care units -- but would like to obtain more.	Treatment for dual diagnosis	Attempts to contract with non-VA dual diagnosis treatment programs were unsuccessful. They were too expensive.	Halfway house or transitional living facility	We encourage providers in underserved areas to apply for VA Grant and Per Diem; one rural provider's submission is currently under review.
21	VA Palo Alto HCS (VAMC Livermore - 640A4 and VAMC Palo Alto - 640), Menlo Park, CA	Transitional Housing	Seven VA Grant and Per Diem proposals were submitted; so far one has been approved.	Eye care	LensCrafter's "Gift of Sight" program has helped our Veterans obtain eyeglasses.	Legal assistance	No progress has been made in obtaining new resources. It will be a priority need for FY 2009.
21	VA Sierra Nevada HCS, NV - 654	Halfway house or transitional living facility	Two additional residential treatment beds have been added at our contracted provider Bristlecone, bringing the total to four. A second VA Grant and Per Diem award was made to Ridge House, Inc which serves formerly incarcerated Veterans.	Long-term, permanent housing	We received 35 HUD-VA Supported Housing vouchers and have made several placements. We will receive another 35 vouchers in October. We continue to network with agencies who assist our Veterans who don't meet HUD-VA Supported Housing criteria.	Dental Care	Our VA Dental Service provides services to our VA Grant and Per Diem residents and refers some Veterans to the Health Access Washoe County (HAWC) clinic.
21	VAM&ROC Honolulu, HI - 459	Long-term, permanent housing	HUD-VA Supported Housing program started with 35 vouchers. Two Veterans have been placed. One new VASH staff has started.	Help with finding a job or getting employment	A Department of Labor Homeless Veterans Reintegration Program grant has been awarded to a local VA Grant and Per Diem provider. This will fund a new jobs program.		
21	VAMC San Francisco, CA - 662	Food	San Francisco Foodbank provides food boxes and lists of places that provide meals	Clothing	We participate in an ongoing clothing-drive with 12 separate federal agencies through a Federal Regional Council Faith-Based Committee workgroup.	Glasses	Informal agreements have been arranged with the LensCrafters "Gift of Sight" program. We encourage participation in Project Homeless Connect, our Stand Down, and any other project/activity where Veterans can obtain glasses.
22	VA Greater Los Angeles HCS (VAOPC Los Angeles - 691GE and VAMC Sepulveda - 691A4 and VAMC West Los Angeles - 691)	Long-term, permanent housing	Our site received approval for 840 HUD-VASH Section 8 vouchers. New staff are being hired and Veterans are beginning to be placed.	Services for emotional or psychiatric problems	New groups are being started for Veterans returning recently from Iraq and Afghanistan. These are conducted by VA or a local Vet's Center.	Job training	We continue to use our VA Compensated Work Therapy and Supported Employment programs.

Appendix 6: VA Community Initiatives: Status of FY 2008 Action Plans Addressing Homeless Veterans Needs

VISN	VA Facility - System Name	FY 2008 Need Identified	Update	FY 2008 Need Identified	Update	FY 2008 Need Identified	Update
22	VA Southern Nevada HCS - 593	Drop-in center or day program	There is an ongoing discussion/fact-finding process to establish a drop-in center.	Long-term, permanent housing	We have obtained 105 new Section 8 vouchers for our HUD-VA Supported Housing program.	Treatment for dual diagnosis	We are in the process of contracting for services with Westcare.
22	VAMC Loma Linda, CA - 605	Long-term, permanent housing	Our HUD-VA Supported Housing program received 55 Section 8 vouchers from San Bernardino County. Riverside County has expressed interest in developing a VASH program.	VA disability/pension	VA Regional Office sent a staff member to our program once a week, but this has been cut back to once a month due to an increase in claims overall.	Help with finding a job or getting employment	We have developed relationship with a local Employment Development Department office which has Veteran job specialists. We have increased referrals to a vocational rehabilitation program that promotes education and employment assistance.
22	VAMC Long Beach, CA - 600	Long-term, permanent housing	We now have 35 HUD-VA Supported Housing vouchers. We continue to help Veterans apply for, and obtain fixed-income resources to pay for rent.	Dental Care	We continue to promote utilization of the Homeless Veterans Dental Program.	Emergency (immediate) shelter	We continue to work with local community partners in promoting emergency housing development.
22	VAMC San Diego, CA - 664	Long-term, permanent housing	St. Vincent De Paul added 160 permanent housing units. We also received 105 HUD-VA Supported Housing vouchers.	Dental Care	We continue to refer eligible Veterans to the Homeless Veterans Dental Program. We refer non-eligible Veterans to community dental services.	Help with finding a job or getting employment	We continue to support our providers in applying for Department of Labor Homeless Veterans Reintegration Program and other employment grants. We continue to network and establish relationships with existing community employment programs.
23	VA Black Hills HCS (VAMC Fort Meade - 568 and VAMC Hot Springs - 568A4)	Long-term, permanent housing	Cornerstone Mission (Rapid City) opened family housing units for VA Grant and Per Diem graduates to stay until they can find permanent housing. Cornerstone also purchased land to build more apartments for long-term housing for single Veterans.	Discharge upgrade	State tribal Veterans service officer arranged meeting times for Veteran upgrade processing, but these were later canceled. This remains a priority issue.	Treatment for substance abuse	Black Hills Homeless Coalition continues to explore options for treatment, including opening a "wet house" for individuals with alcohol and substance abuse issues.
23	VAH&ROC Sioux Falls, SD 438	Halfway house or transitional living facility	We had one program apply for VA Grant and Per Diem; another for VA Per Diem Only. Neither was funded.	Long-term, permanent housing	We did obtain access to HUD Shelter Plus Care vouchers and have utilized four.	Dental Care	VA Dental Service continues to participate in our Stand Down. We continue to refer to Community Health which utilizes dental students.
23	VAM&ROC Fargo, ND - 437	Long-term, permanent housing	New HUD-VA Supported Housing coordinator to start full-time. We have new VASH vouchers.	Emergency (immediate) shelter	Gladys Ray Shelter (Fargo) is open and fully partnering with VA and the community.	Halfway house or transitional living facility	Centre, Inc. has opened a 48-bed transitional housing facility. Cooperative agreements are fully in place. A full-time, VA Grant and Per Diem position has been filled.
23	VAMC Minneapolis, MN - 618, and Superior, WI	Long-term, permanent housing	We received 70 HUD-VA Supported Housing vouchers. Our target is to place Veterans in 75% of the vouchers by FY 2009.	Treatment for substance abuse	Revamped admission process has improved access at the Addictive Disorder Service (ADS) at the Minneapolis VA, and the Chemical Dependency Treatment program at St. Cloud VA.	Guardianship (financial)	Attempt to streamline/improve guardianship process has stalled. Plan was too complex to implement. It was difficult to get feedback from agencies, providers, and clients that was consistent and useful. Staff impression is that process for appointment of fiduciary/payee and/or guardianship is time-consuming and unwieldy.

Appendix 6: VA Community Initiatives: Status of FY 2008 Action Plans Addressing Homeless Veterans Needs

VISN	VA Facility - System Name	FY 2008 Need Identified	Update	FY 2008 Need Identified	Update	FY 2008 Need Identified	Update
23	VAMC St. Cloud, MN - 656	Halfway house or transitional living facility	Salvation Army of St. Cloud has been awarded a VA Per Diem grant for seven transitional housing beds.	Long-term, permanent housing	Thirty-two new permanent housing units were constructed and are full. Forty chronic inebriate beds are still being considered by city council.	Re-entry services for incarcerated Veterans	Dialogue continues between Central Minnesota Continuum of Care and Central Minnesota Corrections and Re-Entry Committee regarding developing 32 units of transitional housing for ex-offenders.
23	VA Central Iowa HCS (VAMC Des Moines - 555, VAMC Knoxville - 555A4)	Long-term, permanent housing	HUD-VA Supported Housing program has helped Veterans with disabilities and/or children. Processed through the Polk County Housing Authority.	Help with finding a job or getting employment	Goodwill Industries was awarded a Department of Labor Homeless Veterans Reintegration Program grant. Goodwill has been an excellent referral outlet for Veterans in the community.	Job training	Goodwill's Department of Labor Homeless Veterans Reintegration Program and our own Domiciliary program provides adequate job training.
23	VA Nebraska Western Iowa (VAMC Grand Island - 597A4 and VAMC Lincoln - 597)	Emergency (immediate) shelter	The People's City Mission (Lincoln) has added 50 shelter beds. The Lincoln Connection (North Platte) hopes to move into a new building with more beds in FY 2009.	Long-term, permanent housing	Lincoln VAMC now has a HUD-VA Supported Housing program with 30 vouchers. Our local homeless voucher committee issues approximately 60 vouchers for case-managed independent living.	Help with transportation	Numerous human services agencies are selling a reduced-fee bus pass (\$5 for unlimited rides in a month) to homeless individuals.
23	VA Nebraska Western Iowa VAMC Omaha -636		(no action plan submitted last year)		(no action plan submitted last year)		(no action plan submitted last year)
23	VAMC Iowa City, IA - 584	Emergency (immediate) shelter	A plan to develop a new shelter is no longer being considered. Existing shelters continue to struggle to find funding for operation.	Services for emotional or psychiatric problems	We continue to work with the local community mental health center on projects such as developing a mental health diversion program.	Help with transportation	Disabled American Veterans continues to provide transportation to VA appointments. Local county offices continue to assist with immediate transportation needs. One of our local transit companies donates tokens.

Appendix 7: Agencies Recognized for Assisting in Implementing FY 2008 Action Plans

VISN	VA Facility - 2008 Name	Agency	Agency	Agency
1	VA Boston HCS (VAMC Boston - 523 and VAMC W. Roxbury - 523A4), VAMC Brockton, MA - 523A5 and VAH Bedford, MA	Veterans Northeast Outreach Center partnered with Caritas Communities in providing case management services for Veterans in single room occupancy units.	New England Shelter for Homeless Veterans provides education and training, increasing employment options for homeless Veterans.	Boston Housing Authority partnered with us to increase the number of permanent housing options for homeless Veterans and their families.
1	VA Connecticut HCS (VAMC Newington and VAMC West Haven)	Connecticut Coalition to End Homelessness (CCEH) helps us coordinate efforts with the 14 HUD Continuums of Care and local Ten-Year Plan to End Homelessness groups throughout the state.	City of Danbury is promoting "Housing for Heroes," a comprehensive plan to address housing needs of homeless Veterans. Through the city's efforts (mobilized municipal, private, state and federal resources), we have secured five emergency housing beds, six long-term transitional housing beds (Vet House) and 10 set-aside Section 8 vouchers.	(no agency identified)
1	VAM&ROC Togus, ME - 402	Community Housing of Maine runs the only VA Grant and Per Diem program in the state. They have also developed units of permanent housing for Veterans.	Mid-Maine Homeless Shelter provides immediate housing to homeless Veterans. If full, the shelter will transport Veterans to other shelters or even pay for an overnight stay at a hotel.	Oxford Street Shelter provides immediate shelter to homeless Veterans and is developing Veteran-specific beds. It also helps our VA track homeless Veteran use of the shelter.
1	VAM&ROC White River Junction, VT - 405	Burlington Housing Authority worked with VA to develop a Memorandum of Agreement for HUD Housing Choice vouchers, allowing for the development of supportive housing and Shelter Plus Care housing for Veterans. The Authority has helped develop a lot of permanent housing in the area.	Massachusetts Veterans, Inc. is an experienced VA Grant and Per Diem provider which recently proposed developing a GPD program in the White River Junction area. If funded, this program will improve housing access in Vermont.	(no agency identified)
1	VAMC Manchester, NH - 608	Harbor Homes, Inc. received Department of Labor funding to hire two employment specialists/case managers for homeless Veterans. Their goal is to employ 40 homeless Veterans in six months. Harbor Homes also received funding for 20 more VA Grant and Per Diem beds for severely mentally ill Veterans.	(no agency identified)	(no agency identified)
1	VAMC Northampton, MA - 631 (Leeds)	(no agency identified)	(no agency identified)	(no agency identified)

Appendix 7: Agencies Recognized for Assisting in Implementing FY 2008 Action Plans

VISN	VA Facility - 2008 Name	Agency	Agency	Agency
1	VAMC Providence, RI - 650, Bristol, RI	Nickerson Community Center continues to expand their programs. They opened a second VA Grant and Per Diem project, Gateway II, with 32 beds. They also offer post-program rooming house and apartment housing for their clients.	(no agency identified)	(no agency identified)
2	VA Western New York HCS - (VAMC Batavia - 528A4 and VAMC Buffalo - 528)	Belmont Shelters has been instrumental in the administration of HUD Housing Choice Vouchers.	Homeless Alliance of Western New York conducted a local point-in-time count of homeless which also promoted increased community awareness.	Cazenovia Recovery Systems has applied for grants for housing for individuals with limited incomes and special needs. The agency has been a strong advocate for the homeless.
2	VAMC Albany, NY - 500	Altamont Program (Schuyler Inn) added 10 VA Grant and Per Diem beds and is housing women Veterans. They have applied for funding for a long-term substance abuse treatment program for Veterans.	Altamont Housing Authority obtained 35 more Section 8 vouchers for HUD-VA Supported Housing, bringing the total up to 60.	Homeless and Travelers Aid Society of the Capital District provides immediate shelter to homeless Veterans. They collaborate with VA to ensure the provision of health care.
2	VAMC Canandaigua, NY - 528A5, Bath, NY, Rochester, NY	Salvation Army Project Redirect Program (Department of Labor Homeless Veterans Reintegration Program) combines job development and housing placement resources for more effective case management of Veterans.	(no agency identified)	(no agency identified)
2	VAMC Syracuse, NY - 670	Housing Visions, Inc. increased permanent housing for Veterans through development of new projects in Syracuse and Rome.	Jobs and Hope expanded services through the Department of Labor Homeless Veterans Reintegration Program to include Oneida and Onondaga Counties, assisting homeless Veterans in accessing employment resources.	(no agency identified)
3	VA Hudson Valley HCS (VAMC Castle Point - 620A4 and VAH Montrose - 620)	Common Ground opened a 96-bed transitional residence on VA grounds. They have greatly increased our transitional housing capacity.	Westhab opened a 12-bed residence on Pier Street in Yonkers. They will open another 13-bed residence on Bruce Avenue in Yonkers in FY 2009.	(no agency identified)
3	VA New Jersey HCS (VAMC East Orange - 561 and VAMC Lyons - 561A4)	Community Hope provides transitional housing through its VA Grant and Per Diem Program.	New Jersey Housing and Mortgage Finance Agency assisted in identifying and supporting permanent housing projects.	Reformed Church of Highland Park developed permanent housing for female Veterans.

Appendix 7: Agencies Recognized for Assisting in Implementing FY 2008 Action Plans

VISN	VA Facility - 2008 Name	Agency	Agency	Agency
3	VAMC Bronx, NY - 526, VA New York Harbor HCS (VAMC Brooklyn - 630A4 and VAMC New York - 630) and VA Hudson Valley HCS (VAMC Castle Point - 620A4 and VAH Montrose - 620)	New York City Department of Homeless Services assisted in the development of a multi service center for Veterans. The agency is very responsive to Veteran needs.	(no agency identified)	(no agency identified)
3	VAMC Northport, NY 632	United Veterans Beacon House (UVBH) staff from the Department of Labor Homeless Veterans Reintegration Program have helped our Veterans obtain vocational training and employment. In 2008, 103 Veterans were assessed, enrolled, and found employment. UVBH also provides support services to help Veterans stay in their jobs	(no agency identified)	(no agency identified)
4	VA Pittsburgh HCS, PA (VAMC Pittsburgh (HD) - 646A5 and VAMC Pittsburgh (UD) - 646)	Shepherd's Heart Veterans Home added a drop-in day center and provides cold weather shelter beds.	268 Veterans Center awarded additional VA Per Diem beds which opened this fall.	Farkus House of Hospitality Boarding House increased emergency and transitional housing beds. The agency is a privately-owned, community-based program that wants to work with Veterans.
4	VAM&ROC Wilmington, DE - 460	Gateway House Inc. provides needed transitional housing for homeless Veterans.	Friendship House Day Center for Homeless provides services such as shelter placement, showers, and a mail address. The agency alerts our program when any Veteran is identified.	HUD provided 35 permanent choice rental assistance vouchers for chronically mentally ill Veterans.
4	VAMC Altoona, PA - 503	Helping Hands Rescue Mission (Bens Creek) provides emergency beds for homeless Veterans.	New Step Shelter (Somerset) provides emergency shelter.	(no agency identified)
4	VAMC Butler, PA - 529	Lighthouse Foundation received grant money for an emergency shelter.	Catholic Charities has consistently placed Veterans in transitional living apartments.	Veteran representatives from Lawrence and Mercer Counties have added Disabled American Veterans transportation services to assist Veterans in getting to their appointments.
4	VAMC Clarksburg, WV - 540	North Central Community Action opened their 5-bed VA Grant and Per Diem program. The agency offers case management and other services.	Valley Mental Health (Morgantown) assists homeless Veterans in crisis and collaborates well with VA.	Vet Center hosted a homeless Veterans outreach event that helped educate participants about mental health services available.

Appendix 7: Agencies Recognized for Assisting in Implementing FY 2008 Action Plans

VISN	VA Facility - 2008 Name	Agency	Agency	Agency
4	VAMC Coatesville - 542	Fresh Start opened 60 transitional beds on our VA campus in April 2008.	Philadelphia Veterans Multi-service and Education Center provides excellent transitional VA Grant and Per Diem housing. They oversee 120 beds on the Coatesville VA campus.	(no agency identified)
4	VAMC Erie, PA - 562	Liberty House is our greatest transitional housing resource. Many of its former residents have eventually secured permanent housing.	Pennsylvania Soldiers and Sailors Home (Commonwealth of Pennsylvania, Department of Military and Veterans Affairs) provides permanent housing to many of our homeless Veterans with disabilities.	Crawford County Mental Health Awareness Program (CHAPS) has been an excellent referral source for our homeless Veterans in the Crawford County area. They provide case management services and assist Veterans with temporary and permanent housing.
4	VAMC Lebanon, PA - 595	Bethesda Mission assists Veterans in the Harrisburg area. It has been a great partner over the years.	Opportunity House (Berks County) has been very helpful in providing emergency housing in the Reading area.	YWCA (Harrisburg) was awarded VA Grant and Per Diem funding for transitional housing in FY 2009.
4	VAMC Philadelphia, PA - 642	Project H.O.M.E. (St. Elizabeth's Recovery Residence) has become a Veterans-only facility and will start a VA Grant and Per Diem program in fall 2008.	Motivations, Incorporated provides services to severely mentally ill Veterans. It has applied for VA Grant and Per Diem funding to start a program for female Veterans.	Guardian Services, Inc. provides fiduciary services to six Veterans receiving Social Security.
4	VAMC Wilkes-Barre, PA - 693	Commission on Economic Opportunity (C.E.O.) completed construction of a six-bed transitional unit on our VA campus and is awaiting final funding approval. It will begin housing Veterans in a few months.	(no agency identified)	(no agency identified)
5	VA Maryland HCS (VAMC Baltimore - 512, VAMC Fort Howard - 512A4 and VAMC Perry Point - 512A5)	Maryland Center for Veterans Education and Training houses Veterans.	The Baltimore Station houses Veterans and is expanding their bed capacity.	Maryland Society of Sight assists homeless Veterans in obtaining free prescription glasses.
5	VAMC Martinsburg, WV - 613	Telamon continues to assist in developing and maintaining housing opportunities in the Martinsburg area. The agency has also been trying to obtain legal assistance for Veterans.	Governor's Institute has conducted multiple workshops on grant development for homeless housing funding.	(no agency identified)
5	VAMC Washington, DC - 688	All Faith Consortium provides employment training and VA Grant and Per Diem transitional housing.	Emery Work Program provides emergency shelter for working Veterans who lack housing.	Community Partnership provides emergency, transitional, and permanent housing solutions in Washington, DC. Additionally, they provide supportive services such as case management, "Housing First" programming, and mental health services.

Appendix 7: Agencies Recognized for Assisting in Implementing FY 2008 Action Plans

VISN	VA Facility - 2008 Name	Agency	Agency	Agency
6	VAMC Asheville, NC - 637	Mountain Housing Opportunities, Inc. (MHO) received a \$50,000 grant from the City of Asheville for a feasibility study to look at turning abandoned buildings on VA grounds into permanent housing for homeless Veterans.	The Asheville-Buncombe Community Christian Ministry (ABCCM) purchased a \$5 million hotel located one mile from our VA. It added 100 VA Grant and Per Diem beds and 50 single room occupancy units.	(no agency identified)
6	VAMC Beckley, WV - 517	(no agency identified)	(no agency identified)	(no agency identified)
6	VAMC Durham, NC - 558	North Carolina Employment Security Commission (Veteran Unit, Durham) provides weekly employment counseling services and assists in other homeless Veteran related activities like our Stand Down.	Durham County Veteran Services Office provides VA benefits counseling to homeless Veterans and attends our Stand Down events.	Volunteers of America is building 24 1-bedroom apartments for participants in its VA Grant and Per Diem program.
6	VAMC Fayetteville, NC - 565	Good Shepherd Ministries (Wilmington) is a VA Grant and Per Diem provider that has encouraged other agencies to apply for VA funding. They have given tours of their facility and have offered advice about how to write a VA GPD application.	(no agency identified)	(no agency identified)
6	VAMC Hampton, VA - 590	Norfolk's Office to End Homelessness (OFH) operates a "Housing First" program which permanently houses three of our most chronically mentally ill and treatment-resistant Veterans.	Virginia Supportive Housing manages two homeless SROs (single room occupancy) facilities in Norfolk and Newport Beach. They are due to open a third in Virginia Beach this month. Many formerly homeless individuals now have permanent housing.	HELP (Hampton Ecumenical Lodging and Provisions, Inc.) is a contracted agency that provides dental care to our homeless Veterans.
6	VAMC Richmond, VA - 652	Commonwealth Catholic Charities (Central Intake) provides case coordination for difficult-to-place Veterans.	Daily Planet Dental Clinic provides dental services to our Veterans under the Homeless Veterans Dental Program (HVDP).	Richmond Redevelopment Housing Authority works to link our Veterans with willing landlords who provide low-income housing.
6	VAMC Salem, VA - 658	Total Action Against Poverty Transitional Living Center (TAP-TLC) was awarded VA Grant and Per Diem funding to start a program for female Veterans.	(no agency identified)	(no agency identified)
6	VAMC Salisbury, NC - 659	Rowan Helping Ministry provides shelter beds for homeless Veterans -- whether they are Rowan County residents or not.	Rowan County Housing Authority is helping us implement our HUD-VA Supported Housing program. With their assistance, we placed 35 Veterans into Section 8 permanent housing.	(no agency identified)
7	VA Central Alabama HCS (VAMC Montgomery - 619 and VAMC Tuskegee 619A4)	In collaboration with Macon County Public Housing Authority we have a HUD-VA Supported Housing program with 35 Section 8 vouchers.	VA Regional Office (Montgomery) homeless Veterans outreach coordinator has increased the number of approved applications for VA benefits, and shortened the length of time to process the application.	Southside Personal Care Facility provides supportive housing to homeless Veterans with 18 new beds.

Appendix 7: Agencies Recognized for Assisting in Implementing FY 2008 Action Plans

VISN	VA Facility - 2008 Name	Agency	Agency	Agency
7	VAMC - Augusta, GA 509	Central Savannah River Area Economic Opportunity Authority continues to support all our housing efforts. The agency recently conducted a point-in-time homeless survey, and is pursuing VA Grant and Per Diem funding.	Salvation Army provides emergency shelter and transitional programming, and is applying for VA Grant and Per Diem funding. It has extended its hours to take after-hour referrals from VA.	(no agency identified)
7	VAMC Atlanta, GA - 508 (Decatur, GA)	Transition House, Inc. added 36 VA Grant and Per Diem beds.	DeKalb County Housing Authority allotted 350 Section 8 housing vouchers to our HUD-VA Supported Housing program. We now have more resources to provide permanent housing to Veterans in the Atlanta metro area.	A VISN 7 incarcerated Veterans re-entry specialist was hired. Over 190 incarcerated Veterans were interviewed and resources provided over the past year.
7	VAMC Birmingham, AL - 521	Steps and Traditions provides 50 contract beds. The agency offers transportation, meals, and a 24/7 alcohol- and drug-free environment. They assist with problems during weekend and evening hours.	The Salvation Army provides 25 transitional housing beds at no cost to the VA. The patients can stay at this facility indefinitely provided they remain clean and sober.	Alabama State Vocational Rehabilitation Department provides both job training and employment placement for our homeless Veterans. They are very helpful.
7	VAMC Charleston, SC - 534	Trident Technical College has served 81 Veterans since January 2008. Twelve have completed Upward Bound programs and seven have enrolled in local colleges. Partnership remains strong and program was funded for another year.	Good Neighbors Center is a VA Grant and Per Diem program that has placed 32 Veterans into permanent, affordable housing. We applaud the efforts of its staff.	Goodwill Industries provides job training and educational assistance through its Department of Labor Homeless Veterans Reintegration Program (HVRP). Goodwill co-sponsors our Stand Down and is an important outreach partner.
7	VAMC Columbia, SC 544	Christ Central Ministries recently opened up a 16-bed facility with another 16 beds available shortly (final capacity will be 96 beds). The facility will provide job training (small appliance repair, horticulture, computer-assisted design). Veterans successfully completing the program may obtain a scholarship to a college operated by Christ Central.	(no agency identified)	(no agency identified)
7	VAMC Dublin, GA - 557	Veterans in Christ provides much-needed transitional housing to our Veterans.	Georgia Department of Labor does an excellent job in reaching out to Veterans and providing job training, job opportunities, and other resources.	Salvation Army (Savannah) provides logistical support, outreach, and a location for our annual Savannah Stand Down.
7	VAMC Tuscaloosa, AL - 679	The Salvation Army provides transitional housing services to our homeless Veterans.	The Tuscaloosa Housing Authority collaborates with us in the operation of the HUD-VA Supported Housing and HUD Shelter Plus Care permanent housing programs.	James O. Ellis Center provides free dental care for the homeless. They assist Veterans who have needs and are ineligible for VA dental care.

Appendix 7: Agencies Recognized for Assisting in Implementing FY 2008 Action Plans

VISN	VA Facility - 2008 Name	Agency	Agency	Agency
8	VA North Florida/South Georgia HCS (VAMC Gainesville - 573 and VAMC Lake City - 573A4)	Alachua County Organization for Rural Needs, Inc. (ACORN) provides fee-basis care to our Veterans through the Homeless Veterans Dental Program (HVDP).	(no agency identified)	(no agency identified)
8	VAH Tampa, FL - 673	New Beginnings of Tampa added more shelter beds.	(no agency identified)	(no agency identified)
8	VAMC Bay Pines - 516	Homeless Emergency Project, Inc. (HEP) was awarded contracts from VA Bay Pines during FY 2008. HEP provides housing for Veterans who complete their treatment at our Substance Abuse Treatment Program (SATP). HEP also provides emergency shelter and serves as an outreach site for our social work staff.	Still Standing, Inc. provides emergency shelter and long-term beds. The agency will help individuals with little or no money and staff are available all times of the day, night, and weekend to serve our Veterans.	Breaking Free by Faith, Inc. provides emergency shelter and long-term beds for homeless Veterans. The agency provides assistance with housing payments and financial counseling. It has taken many Veterans unable to pay at time of admission into their program.
8	VAMC Miami, FL - 546	Better Way of Miami, Inc. is a residential rehabilitation program targeting ex-offenders and substance abusers.	Keystone Hall is a community housing provider who took over a VA Grant and Per Diem program from a defunct provider.	(no agency identified)
8	VAMC West Palm Beach, FL - 548	Salvation Army Center of Hope provides emergency shelter and has been awarded VA Grant and Per Diem funding for FY 2009.	Stand Down House continues to provide support and services through its VA Grant and Per Diem program.	(no agency identified)
8	VAMC San Juan, PR - 672	Iniciativa Comunitaria provides free 21-day drug detoxification. We supply the medications and the agency provides the facility.	Salvation Army (San Juan) provides emergency shelter. They will add 18 more beds and move their site closer to our VA.	Casa de Nuestra Gente provides transitional housing for our Veterans. Its staff promotes a seamless transition of care by coming to the VA and coordinating Veteran admission to the program.
	VAMC Orlando, FL - 675	Center for Drug-Free Living was approved for a VA Grant and Per Diem program.	Lakeside Behavioral Health helps our VA coordinate with community mental health providers to serve homeless Veterans.	(no agency identified)
9	VAMC Huntington, WV - 581	Huntington Housing Authority collaborated with our VA to start our HUD-VA Supported Housing program.	Roark Sullivan Lifeway Center will start accepting clients into its new VA Grant and Per Diem program.	Pretera is the lead agency spearheading a local task force to create a social recovery program which will include social detoxification.
9	VAMC Lexington, KY - 596	Hope Center Shelter for Men received funding for a 30-bed substance abuse treatment/transitional housing program.	Catholic Action provides drop-in services (meals, showers, beds) for all in need.	Central Kentucky Housing and Homeless Initiative (CKHHI) is a community collaborative effort to end homelessness in the community.
9	VAMC Louisville, KY - 603	Interlink Counseling Services added three non-medical detoxification beds, primarily for use by homeless Veterans.	(no agency identified)	(no agency identified)

Appendix 7: Agencies Recognized for Assisting in Implementing FY 2008 Action Plans

VISN	VA Facility - 2008 Name	Agency	Agency	Agency
9	VAMC Memphis, TN - 614	Diersen Charities provides transitional housing for special needs clients like chronically mental ill clients and newly-released sex offenders.	Genesis House provides residential, long-term treatment for dually-diagnosed individuals.	Millington Federal Correctional Camp allows us to interview incarcerated Veterans for re-entry program
9	VAMC Mountain Home, TN - 621	Salvation Army (Kingsport) joined together with ARCH (Appalachian Regional Coalition on Homelessness) in applying for a VA Per Diem Only grant. The application was approved, and a 15-bed program has opened.	Appalachian Regional Coalition on Homelessness (ARCH) assisted Salvation Army in their successful VA Grant and Per Diem application -- and provides regional leadership.	Kingsport Housing and Redevelopment Authority runs the local HUD Shelter Plus Care program. It assists approximately 20 formerly homeless Veterans by providing vouchers and other services.
9	VAMC Nashville, TN - 626 (Nashville and Murfreesboro)	Park Center has a strong case management team that assists Veterans who are not eligible for VA care. The staff provides substance abuse counseling and helps Veterans secure Social Security Disability Insurance (SSDI).	VA Regional Office expedites claims for incarcerated and homeless Veterans in Nashville.	Building Lives provides case management, housing, disability counseling, and recovery counseling.
10	VAMC Chillicothe, OH - 538	Russ County Community Action has maintained 12 shelter beds and work with our VA to assure Veteran access.	(no agency identified)	(no agency identified)
10	VAMC Cincinnati, OH - 539 (Ft. Thomas, KY)	Goodwill Industries HRVP (Department of Labor Homeless Veterans Reintegration Program) staff visit homeless shelters to sign up Veterans for job training, employment, and case management.	Cincinnati Metropolitan Housing recently awarded 70 Section 8 vouchers to our HUD-VA Supported Housing program to place homeless Veterans into case-managed permanent housing.	(no agency identified)
10	VAMC Cleveland, OH - 541, (Brecksville, OH)	Mental Health Services (Cleveland) assists in providing support services to our Veterans in permanent housing. It helps the VA identify Veterans in the community.	EDEN (Emerald Development and Economic Network) houses homeless Veterans in permanent housing.	Cuyahoga Metropolitan Housing Authority has helped us with HUD-VA Supported Housing Section 8 vouchers.
10	VAMC Dayton, OH - 552	Miami Valley Housing Opportunities opened 27 units of permanent housing for female Veterans on our VA grounds.	The Other Place opened ten VA Grant and Per Diem beds. Its staff also provide supervision to the new Miami Valley Housing Opportunities 27-unit SRO (single room occupancy) on our VA grounds.	(no agency identified)
10	VAOPC Columbus, OH - 757, (Grove City, OH)	Franklin County Veterans Service Commission (VSC) provides bus passes for VA appointments and cab vouchers for Veterans with special needs. VSC also provides Veterans with annual dental check-ups and up to \$1200 of dental work.	(no agency identified)	(no agency identified)

Appendix 7: Agencies Recognized for Assisting in Implementing FY 2008 Action Plans

VISN	VA Facility - 2008 Name	Agency	Agency	Agency
11	Toledo, OH, Outpatient Clinic	Michigan Ability Partners (MAP) is an excellent community partner. It provides transitional housing, case management, income assistance and employment services.	(no agency identified)	(no agency identified)
11	VA Northern Indiana HCS (VAMC Fort Wayne - 610A4 and VAMC Marion - 610)	Shepherd's House (Fort Wayne) will open a VA Grant and Per Diem program in early FY 2009. In previous years, they have provided temporary housing for homeless Veterans and non-Veterans with substance abuse issues.	Volunteers of America (Fort Wayne) will open a VA Grant and Per Diem program to provide 50 beds for Veterans with mental health and substance abuse issues.	Vincent Village (Fort Wayne) houses homeless Veterans and non-Veterans. We have a close working relationship with this agency.
11	VAMC Battle Creek, MI - 515	Volunteers of America Michigan was awarded a Department of Labor Homeless Veterans Reintegration Program grant to provide job and vocational rehabilitative services.	Michigan Works! (Grand Rapids) staff provide ongoing employment counseling, training, and Job readiness to homeless Veterans in Kent County.	Battle Creek Housing Commission partnered with the Battle Creek VA Medical Center in administering 35 HUD-VA Supported Housing Section 8 vouchers.
11	VAMC Danville, IL - 550	South Side Office of Concern renovated a building in downtown Peoria to provide 79 units of permanent supported housing for individuals with mental health issues. This agency also has a ten-bed VA Grant and Per Diem program.	(no agency identified)	(no agency identified)
11	VAMC Detroit, MI - 553	We have successfully partnered with the Michigan State Housing Development Authority in initiating a HUD-VA Supported Housing permanent housing program.	(no agency identified)	(no agency identified)
11	VAMC Indianapolis - 583	Helping Homeless Veterans and Families developed 40 additional transitional housing beds.	(no agency identified)	(no agency identified)
11	VAMC Saginaw, MI - 655	(no agency identified)	(no agency identified)	(no agency identified)
12	VAH Hines, IL - 578 and VA Chicago HCS (VAMC Chicago (LS) 537A4 and VAMC Chicago (WS) - 537)	Volunteers of America is working on developing a transitional living facility through our VA Grant and Per Diem program.	(no agency identified)	(no agency identified)
12	VAH Madison, WI - 607	Porchlight, Inc. added twenty additional immediate shelter beds this year.	(no agency identified)	(no agency identified)
12	VAMC Iron Mountain, MI - 585	(no agency identified)	(no agency identified)	(no agency identified)

Appendix 7: Agencies Recognized for Assisting in Implementing FY 2008 Action Plans

VISN	VA Facility - 2008 Name	Agency	Agency	Agency
12	VAMC Milwaukee, WI - 695	Housing Authority of the City of Milwaukee (HACM) is a partner which expedited the Section 8 vouchers for our HUD-VA Supported Housing program.	Wisconsin Veterans Stand Down, Inc. took a lead in providing dental care to 21 Veterans who were not eligible for VA care.	(no agency identified)
12	VAMC North Chicago, IL - 556	P.A.D.S. (Public Action to Deliver Shelter) provides year-round shelter for homeless Veterans.	Habitat for Humanity is developing permanent family housing, possibly at a military base that is closing.	I-Plus provides money management services assistance and protective payee services for chronically homeless, mentally ill and dually-diagnosed Veterans.
12	VAMC Tomah, WI - 676	Veterans Assistance Center assists with vocational rehabilitation, job searches, and job placement.	Wisconsin Department of Veterans Affairs assists with vocational rehabilitation, including job searches and job placement.	(no agency identified)
15	VA Eastern Kansas HCS (VAMC Leavenworth - 677A4)	The City of Leavenworth and its Public Housing Authority initiated a HUD Shelter Plus Care program -- then partnered with us to designate 105 Housing Choice vouchers for the HUD-VA Supported Housing program.	(no agency identified)	(no agency identified)
15	VAH Columbia, MO - 543	Phoenix Programs was awarded a VA Per Diem Only grant to provide transitional housing and supportive services.	Columbia Housing Authority (CHA) partnered with our VA in allocating HUD-VA Supported Housing vouchers. They have gone to great lengths to meet the unique needs of our Veterans.	Welcome Home contracts with our VA to provide transitional housing for Veterans.
15	VAM&ROC Wichita, KS - 452	Emmanuel House of Serenity operates a house where Veterans can rent rooms until they are ready for their own apartment or transition into a VA-sponsored program.	City of Wichita Housing Authority partnered with our VA to secure vouchers for our HUD-VA Supported Housing program and instituted a Veteran-preference policy at a new permanent housing development.	Interfaith Ministries worked at making their new apartment project available for Veterans using HUD-VA Supported Housing vouchers. They worked with VA and the apartment management company to allow Veterans with past criminal histories to rent there.
15	VAMC Kansas City, MO - 589	The Salvation Army added 20 additional beds for transitional housing through a VA Grant and Per Diem capital grant.	Benilde Hall agreed to offer ten new beds for seriously ill homeless Veterans.	Homeless Services Coalition of Kansas City supports VA homeless initiatives with education meeting and planning activities.
15	VAMC Marion, IL - 609	Southern Illinois Continuum of Care Network continues to develop and pursue grants to secure new housing opportunities for homeless Veterans.	Boulware Mission is currently working to open a new homeless shelter next to a VA Community-based Outpatient Clinic.	(no agency identified)
15	VAMC Poplar Bluff, MO - 647	The SEMO Christian Restoration Center provides emergency shelter, food, transportation, and spiritual and psycho-social support.	The United Gospel Rescue Mission provides emergency shelter, food, transportation, and spiritual and psycho-social support.	Family Counseling Center, Inc. provides long-term housing and vocational support.

Appendix 7: Agencies Recognized for Assisting in Implementing FY 2008 Action Plans

VISN	VA Facility - 2008 Name	Agency	Agency	Agency
15	VAMC St. Louis, MO - 657	St. Louis Housing Authority partnered with VA to provide HUD-VA Supported Housing vouchers for 35 Veterans. This is very necessary in a housing market that is building more lofts for middle- to upper-income individuals.	Missouri Department of Mental Health partnered with local agencies to start a new VA Grant and Per Diem program with 50 beds.	Society of St. Vincent De Paul is a new VA Grant and Per Diem provider that houses 30 Veterans recently released from prison. It provides a housing resource for hard-to-place Veterans.
15	VAMC Topeka - 677	BreakThrough House, Inc. provides contracted transitional housing. Some Veterans continue to live there on a self-pay basis.	Topeka Rescue Mission has been great in providing emergency and transitional services to our Veterans. The Mission provides a safe, clean environment with recovery and vocational training services.	In the last four years, the Kansas Statewide Homeless Coalition has brought in \$27 million of housing and homeless services targeting 100 rural counties. Thanks to KSHC, there are service and housing options for Veterans in small towns across the state.
16	VA Central Arkansas Veterans HCS - 598	River City Ministry, Inc. remains an active supporter of homeless Veterans needing dental care that are not eligible for services through the VA.	St. Francis House, Inc., is not only a VA Grant and Per Diem provider, but an active supporter of Veterans requiring social services for long-term, permanent housing. They partner with us to provide emergency shelter grant funds and food for homeless Veterans.	Jefferson Comprehensive Care Services entered a formal memorandum of agreement with VA this year that would assist with dental care, and outreach and screening for HIV and other communicable diseases.
16	VA Gulf Coast HCS - 520, Biloxi, MS, Pensacola, FL	(no agency identified)	(no agency identified)	(no agency identified)
16	VAMC Alexandria, LA - 502	Lafayette Catholic Charities opened a transitional living program for homeless Veterans in Lafayette.	Salvation Army opened a drop-in center for the homeless in Alexandria that provides hot meals, leisure time activities, and resources.	(no agency identified)
16	VAMC Fayetteville, AR - 564	House Inc. has a new 10-bed VA contract program in Rogers, Arkansas along with 10-bed VA contract and 34-bed VA Grant and Per Diem programs in Joplin, Missouri.	Next Step Day Center (Fort Smith Arkansas) will be contracted for four transitional housing beds. Project to be completed in October 2008.	(no agency identified)
16	VAMC Houston, TX - 580	U.S. Veterans Initiative (U.S. VETS) provides permanent, supported housing to Veterans living on fixed incomes.	Salvation Army shelters many Veterans awaiting placement in a VA Grant and Per Diem or VA-contracted transitional housing program.	Harris County Courts is a participating in a program where Veterans with minor or non-violent offenses can be referred to VA for treatment instead of being incarcerated.
16	VAMC Jackson, MS - 586	Common Bond Association, Inc. operates the I.S.I.A.H. Project (Innovative Solutions in Assisting Homelessness), a VA Grant and Per Diem program that specializes in serving recently incarcerated Veterans since 1999. The program accepts referrals from courts, jails, and the penal system.	(no agency identified)	(no agency identified)

Appendix 7: Agencies Recognized for Assisting in Implementing FY 2008 Action Plans

VISN	VA Facility - 2008 Name	Agency	Agency	Agency
16	VAMC New Orleans, LA - 629	Ozanam Inn provides shelter, identification cards, food, clothing, showers, and referrals to VA.	St. Joseph Rebuild Center provides offices for our VA homeless staff, a VA nurse, and a VA eligibility clerk to see Veterans every Tuesday. This helps up identify Veterans and get them VA services.	(no agency identified)
16	VAMC Oklahoma City, OK - 635	Oklahoma City Housing Authority has provided a specialist to help us get our HUD-VA Supported Housing vouchers quickly.	Healing Hands wrote two grants to facilitate city-wide transportation for homeless in our community.	(no agency identified)
16	VAMC Shreveport, LA - 667	Housing Authority of the City of Bossier City is now providing HUD Shelter Plus Care vouchers for 47 of our Veterans.	Bossier Parish Housing Authority provides HUD-VA Supported Housing vouchers and have been great in helping our program get started.	Volunteers of America received first-round approval for a capital grant that will create 40 VA Grant and Per Diem beds.
16	VAMC Muskogee, OK 623 (Tulsa, OK)	The Mental Health Association of Tulsa established a formal contract for transitional living beds for homeless Veterans who have a severe mental illness.	(no agency identified)	(no agency identified)
17	VA Central Texas HCS (VAMC Marlin - 674A5, VAMC Temple - 674 and VAMC Waco - 674A4), Austin	Central Texas Council of Governments (Belton) provides low-income homeless Veterans with housing vouchers through Open Door program.	Community Partnership for the Homeless (Austin) opened two additional VA Grant and Per Diem homeless for a total of seven beds. One home houses three female Veterans and the other houses four males.	The City of Waco cares about the homeless and are always seeking more resources from government and community agencies.
17	VA North Texas HCS (VAMC Bonham - 549A4 and VAMC Dallas - 549)	Dallas Urban League and Metrocare Services of Dallas partnered with our VA to provide permanent supportive housing for Veterans.	Presbyterian Night Shelter obtained a new VA Grant and Per Diem contract to offer more transitional housing.	Metro Dallas Homeless Alliance has helped increased mental health services for Veterans in community outreach settings.
17	VA South Texas Veterans HCS (VA OPC Corpus Christi, TX - 671BZ)	LULAC (League of United Latin American Citizens) and City of Corpus Christi. Plans are under way to renovate a building to be used for single-room occupancy with 80 units. Property has been obtained and the project transferred from the City of Corpus Christi to LULAC.	Galilean Lutheran Church helped two Veterans get eye exams and glasses.	(no agency identified)
17	VA South Texas Veterans HCS (VAMC Kerrville - 671A4 and VAH San Antonio - 671), Corpus Christi, TX	Center for Health Care Services opened a 20-bed detoxification facility in San Antonio along with a short-term rehabilitation program with 40 beds.	San Antonio Housing Authority worked quickly to establish local guidelines for placing homeless Veterans in Section 8 housing using HUD-VA Supported Housing vouchers.	American GI Forum collaborated with University of Texas (San Antonio) and a local faith-based organization to provide substance abuse education groups.

Appendix 7: Agencies Recognized for Assisting in Implementing FY 2008 Action Plans

VISN	VA Facility - 2008 Name	Agency	Agency	Agency
18	El Paso VA HCS, TX - 756	The El Paso Coalition for the Homeless has provided a wealth of services for VA. The Coalition helps us find sponsors, write up MOU's, and provides leads to new resources.	The VA Homeless Veterans Dental Program (HVDP) responded to our local needs by providing additional funding for dental care.	Texas Rio Grande Legal Aid expanded its capacity and is very interested in helping homeless Veterans become self-sufficient through entitlements.
18	VA New Mexico HCS 501	Community Area Resource Enterprise (CARE 66) opened Chuska Apartments, a low-income complex in Gallup. It is a 30-unit complex that was built with "green" design concepts.	Supportive Housing Coalition of New Mexico (SHCNM) has started work on a low-income housing complex in the Albuquerque area.	First Nations is an urban Native American clinic. This agency conducts joint outreach with us and helps us reach Native American Veterans who are homeless.
18	VA Northern Arizona HCS - 649	Project Aware operates a 10-bed shelter which provides a place for Veterans to stay while they are waiting to get into the VA Domiciliary or the U.S. VETS VA Grant and Per Diem program.	Open Door provides meals, showers, clothing and some rental assistance.	Salvation Army provides meals, clothing, and shelter.
18	VA Southern Arizona HCS - 678	Interfaith Coalition for the Homeless made volunteer dental services available to homeless Veterans at our Stand Down.	Old Pueblo Community Services was awarded a grant to provide emergency housing for incarcerated Veterans.	Comin' Home was awarded a grant to provide transitional housing for homeless Veterans.
18	VAMC Amarillo, TX - 504	(no agency identified)	(no agency identified)	(no agency identified)
18	VA West Texas HCS 519	Odessa Coalition for the Homeless is a group of many nonprofit agencies that continues to try to create transitional living facilities. Many ideas are presented and new funding sources announced.	Midland Coalition for the Homeless is converting a former nursing home into permanent housing for families.	Texas Workforce Centers (Midland, Odessa, Big Spring, Abilene, San Angelo) have Veteran representatives who are addressing the unique needs of our Veterans.
18	VAMC Phoenix, AZ - 644	Stepshouse, Inc. provides immediate halfway housing for homeless Veterans with substance abuse, mental and/or physical health issues.	Sahuaro Living provides immediate housing access to Veterans who do not need intensive case management.	CASS (Central Arizona Shelter Services) provides immediate emergency shelter beds and 43 VA Grant and Per Diem beds.
19	VA Montana HCS (VAM&ROC Ft. Harrison - 436 and VA Eastern Montana HCS - 436A4), Miles City, MT	Montana Veterans Foundation (Cruse House, Helena) provides regular classes on money management. Veterans keep monthly records of earnings, expenses, and savings.	Missoula Housing Authority (Valor House, Missoula) works with each Veteran to help establish sound financial practices.	Volunteers of America, provided matching funds for a van grant. The van will transport Veterans in Billings.
19	VA Southern Colorado HCS, CO- 567	United Way has a 211 information and referral system which helps Veterans obtain needed services.	El Paso County Veteran & Military Affairs Office provides outstanding assistance to Veterans applying for benefits	Housing Authority of the City of Colorado Springs is very helpful in assisting Veterans who are applying for HUD Shelter Plus Care and HUD-VA Supported Housing.

Appendix 7: Agencies Recognized for Assisting in Implementing FY 2008 Action Plans

VISN	VA Facility - 2008 Name	Agency	Agency	Agency
19	VAM&ROC Cheyenne, WY - 442	Community Action of Laramie County is building eight beds of VA Grant and Per Diem transitional housing.	Cheyenne Housing Authority is helping our VA implement our HUD-VA Supported Housing program with 35 beds of permanent housing for chronically homeless Veterans and their families.	Wyoming Rural Development Council administers Wyoming's HUD Continuum of Care homeless collaborative and leads the annual grant application process.
19	VA Eastern/Southern Colorado HCS, CO (VAMC Denver - 554)	Colorado Department of Human Services (Supportive Housing and Homeless Services Program) hired a Veteran housing choice program manager who comes to our VA to assist Veterans. The agency has also compiled a comprehensive list of property owners who may possibly accept HUD-VA Supported Housing participants.	(no agency identified)	(no agency identified)
19	VAMC Grand Junction, CO - 575	Grant Valley Catholic Outreach completed 22 apartments of permanent supportive housing in 2008. The agency heads the local homeless coalition meetings and is instrumental in helping organizations plan for future needs.	HomewardBound of the Grand Valley is the primary homeless shelter for the area. It administers the Phoenix Project: case management and apartment housing for eight Veterans.	Workforce Center helps coordinate our Stand Down.
19	VAMC Salt Lake City, UT - 660	Utah Department of Workforce Services helped secure funding for the Safety Consortium's VETS (Vocational Education and Training Service), a 40-hour health and safety certification training program.	Safety Consortium ran the VETS (Vocational Education and Training Service), a 40-hour health and safety certification training program.	UACPA (Utah Association of Certified Public Accountants) shared financial knowledge and skills with Veterans in a job training program.
19	VAMC Sheridan, WY 666	Volunteers of America (Wyoming and Montana) provides emergency shelter, transportation, supportive/transitional housing for Veterans waiting to enter residential treatment.	Wyoming Department of Workforce Services continues to be a great resource for Veterans pursuing vocational goals.	Sheridan VA Medical Center Volunteer Service assists with fuel (transportation), food, and clothing for homeless Veterans.
20	VA Alaska HCS & RO - 463	Catholic Social Services provides emergency shelter for Veterans through the Brother Francis Shelter. The agency provides office space for our outreach staff and helps Veterans make initial contact with VA. The agency provides transitional work experiences (administrative, maintenance) for our Veterans.	Municipality of Anchorage (mayor's office) provides full support to our programs. A mayor's representative sits on our VA homeless program and Stand Down advisory boards. The Municipality is proactive in assisting with linkages to community leaders and employers.	Nine Star Enterprises provides outreach, education, and job placement services to Veterans over age 55 who need re-training for a less physically-demanding late-life career. The agency has a special program for recently released incarcerated individuals including Veterans.
20	VA DOM White City, OR - 692	Jackson County Housing Authority provides the 35 rental assistance vouchers for our new HUD-VA Supported Housing program.	Private dentist's office provides dental care to homeless Veterans who qualify under the Homeless Veterans Dental Program.	Interfaith Community Care opened 16 more units in its Grant and Per Diem program.

Appendix 7: Agencies Recognized for Assisting in Implementing FY 2008 Action Plans

VISN	VA Facility - 2008 Name	Agency	Agency	Agency
20	VA Puget Sound HCS (VAMC American Lake - 663A4 and VAMC Seattle, WA - 663), Tacoma, WA	King County Housing Authority worked diligently to serve Veterans through HASP (Housing Access and Services Program) and when HUD-VA Supported Housing awards were announced, they expanded the collaboration to include VASH. They educated Seattle Housing Authority staff about the process.	City of Seattle Office of Housing dedicated one staff to help develop a collaboration between the city, nonprofits, and the VA around permanent housing. The Supported Housing Alliance for Vets was developed and began meeting last year.	King County Veterans Program funded additional emergency shelter beds at the William Booth Center and Compass Center, allowing the VA to coordinate with them in emergencies.
20	VA Roseburg HCS, OR - 653 (Eugene, OR)	St. Vincent De Paul was awarded a VA Grant and Per Diem program and is now providing 15 beds.	(no agency identified)	(no agency identified)
20	VAMC Boise, ID - 531	El-Ada Community Action Partnership provides 12 VA Grant and Per Diem beds.	S.H.I.P (Supportive Housing and Innovative Partnerships) provides 20 VA Grant and Per Diem beds.	Boise City/Ada County Housing Authority continue to participate in CHALENG and support homeless Veterans in this community. They also helped to facilitate the local effort to secure VA Grant and Per Diem funding.
20	VAMC Portland, OR - 648	Housing Authority of Portland (HAP) has been instrumental in helping us complete all the necessary requirements for the placement of Veterans in our HUD-VA Supported Housing program.	Salvation Army Harbor Lights has assisted us with identifying and referring those Veterans who have transportation needs. It has allowed us to have permanent office space at its facility in order to expedite referral to VA Grant and Per Diem.	(no agency identified)
20	VAMC Spokane, WA - 668	Pioneer Human Services provides 35 transitional housing beds at Pioneer Victory House. The House was developed and will be managed by Veterans.	St. Vincent De Paul Coeur d'Alene Idaho secured a motel and developed it into a transitional housing site. There are ten new beds and a van for transportation.	Volunteer of America purchased and renovated two buildings for a 11-bed VA Grant and Per Diem program.
20	VAMC Walla Walla, WA - 687	Corps of Recovery Discovery (Valley Residential Services) has helped Veterans in its transitional housing program meet dental appointments; plus, they have begun to help Veterans with deposits and other costs associated with moving into an apartment.	City of Walla Walla Housing Authority has secured 70 HUD-VA Supported Housing Section 8 vouchers. Through grants, it has developed rental housing for HUD-VA Supported Housing. It has also helped Veterans access privately-owned rental properties.	Work Sources Washington has helped Veterans find training opportunities. Six Veterans have recently found employment in the trucking industry.
21	VA Central California HCS, CA - 570	HUD's Shelter Plus Care program provides long-term housing.	Fresno County Veterans Service Office helps Veterans file for benefits.	Fresno Area Express provides reduced-fee bus passes for Veterans.
21	VA Northern California HCS - 612 (Martinez, Oakland and Sacramento)	Contra Costa County Department of Health and Human Services has been working with us to contract for emergency beds.	(no agency identified)	(no agency identified)

Appendix 7: Agencies Recognized for Assisting in Implementing FY 2008 Action Plans

VISN	VA Facility - 2008 Name	Agency	Agency	Agency
21	VA Palo Alto HCS (VAMC Livermore - 640A4 and VAMC Palo Alto - 640), Menlo Park, CA	Salvation Army of Lodi and Modesto submitted two grant proposal for Veteran-specific emergency and transitional housing in outlying counties.	Innvision of Silicon Valley and EHC Lifebuilders, San Jose: these are two local community nonprofits that can always find shelter for homeless Veterans. Both agencies have responded to several emergency situations when our ER needed to find shelter for individuals and families who needed medical treatment. Both agencies have submitted proposals for VA Grant and Per Diem funding.	LensCrafters (Menlo Park) coordinated its "Gift of Sight" program with the VA Homeless Veterans Restorative Vision (HVRV) Program. Eyeglasses were provided for Veterans in our VA Grant and Per Diem programs.
21	VA Sierra Nevada HCS, NV - 654	ReStart Homeless Services provides permanent housing for seriously mentally ill, chronically homeless Veterans.	Bristlecone Family Resources provides transitional housing to homeless Veterans who are participating in our VA Addictive Disorder Treatment Program.	The HAWC Clinic (Health Access Washoe County) provides dental work to those Veterans who do not qualify for services under the Homeless Veterans Dental Program (HVDP) or service-connected VA care.
21	VAM&ROC Honolulu, HI - 459	U.S. VETS, our local VA Grant and Per Diem provider received a Department of Labor Homeless Veterans Reintegration Program grant to provide job-training/finding related services.	Hawaii Public Housing Authority is a very helpful partner in helping us start our HUD-VA Supported Housing program.	(no agency identified)
21	VAMC San Francisco, CA - 662	Our local Federal Regional Council helps us with clothing drives.	LensCrafters "Gift of Sight" program provides glasses to our homeless Veterans.	San Francisco Foodbank provides food boxes and lists of places that provide meals.
22	VA Greater Los Angeles HCS (VAOPC Los Angeles - 691GE and VAMC Sepulveda - 691A4 and VAMC West Los Angeles - 691)	The Weingart Program has mandatory Phase Groups that are centered on self-esteem building, social development, money management. Residents meet with Case Management staff twice weekly and participate in a 75% Savings Plan. As a result, numerous Veterans have come into the program with no savings and leave with several thousands of dollars saved as well as the option to enter into Section 8 housing thru our VASH program. There are many successful cases that leave the Weingart Center. The Weingart also has a Case Track system – similar to the VA CPRS system that tracks electronic progress notes by case managers, u/a testing, etc.	(no agency identified)	(no agency identified)

Appendix 7: Agencies Recognized for Assisting in Implementing FY 2008 Action Plans

VISN	VA Facility - 2008 Name	Agency	Agency	Agency
22	VA Southern Nevada HCS - 593	Help of Southern Nevada provides 14 permanent housing units and case management for chronically mentally ill or substance abusing homeless Veterans.	Urban League provides rental assistance and/or deposits for homeless Veterans. They also assist with paying utilities and offer job training.	International Lions Club provides eye glasses for Veterans.
22	VAMC Loma Linda, CA - 605	(no agency identified)	(no agency identified)	(no agency identified)
22	VAMC Long Beach, CA - 600	Long Beach Area Coalition for the Homeless assists in the development of emergency beds, long-term housing needs, and other advocacy issues.	U.S. Veterans Initiative assists us in ensuring its Veteran participants receive care under the Homeless Veterans Dental Program.	Veterans First is helping to develop long-term housing for elderly and disabled Veterans -- and a new partnership of homeless service providers in Orange County.
22	VAMC San Diego, CA - 664	St. Vincent De Paul added 160 new units of permanent housing.	San Diego Housing Commission is assisting our HUD-VA Supported Housing program.	Logan Heights Dental Clinic is the primary provider of dental services to Veterans in our VA Grant and Per Diem programs.
23	VA Black Hills HCS (VAMC Fort Meade - 568 and VAMC Hot Springs - 568A4)	State tribal Veterans service officers are trying to assist Veterans with discharge upgrades.	Cornerstone Mission (Rapid City) opened family housing units for VA Grant and Per Diem graduates to stay until they can find permanent housing. Cornerstone also purchased land to build more apartments for long-term housing for single Veterans.	(no agency identified)
23	VAH&ROC Sioux Falls, SD - 438	Sioux Falls Housing and Redevelopment Commission will hopefully re-apply for VA Grant and Per Diem funding. They are assisting us with the Section 8 vouchers for HUD-VA Supported Housing.	Salvation Army will hopefully re-apply for VA Per Diem Only funds.	We work with many area Veterans Service Organizations (including Disabled American Veterans, American Legion, Veterans of Foreign Wars, and Paralyzed Veterans of America) to help Veterans get the benefits they are entitled to.
23	VAM&ROC Fargo, ND - 437	Centre, Inc. opened a 48-bed facility, Project HART (Homeless Assessment Rehabilitation and Treatment), for Veterans and provides all required services in an excellent and positive manner.	(no agency identified)	(no agency identified)
23	VAMC Minneapolis, MN - 618, and Superior, WI	Catholic Charities provides permanent housing and supportive services to Veterans with long-term alcohol problems.	Salvation Army plans to increase its number of transitional housing beds by ten.	Veterans Assistance Program received funds for a van to transport Veterans to Minneapolis VA and Chippewa Valley VA Community Based Outpatient Clinic.
23	VAMC St. Cloud, MN 656	Salvation Army of St. Cloud has been awarded a VA Per Diem grant for seven transitional housing beds.	Place of Hope created 32 new units of permanent housing -- several of which are being rented by Veterans with pension or disability benefits.	Catholic Charities provides 60 units of permanent housing, with over half of these rented by Veterans. They also operate eight Veteran-dedicated transitional beds.

Appendix 7: Agencies Recognized for Assisting in Implementing FY 2008 Action Plans

VISN	VA Facility - 2008 Name	Agency	Agency	Agency
23	VA Central Iowa HCS (VAMC Des Moines - 555, VAMC Knoxville - 555A4)	Goodwill Industries of Central Iowa was awarded a Department of Labor Homeless Veterans Reintegration Program grant. They are assisting a higher number of disadvantaged Veterans find work.	(no agency identified)	(no agency identified)
23	VA Nebraska Western Iowa (VAMC Grand Island - 597A4 and VAMC Lincoln - 597)	People's City Mission was recently awarded VA Grant and Per Diem funding. They will open 12 transitional housing beds at its Curtis Center.	Lincoln Housing Authority (LHA) secured 30 HUD vouchers for our HUD-VA Supported Housing program. We look forward to working with LHA in the coming year.	(no agency identified)
23	VA Nebraska Western Iowa VAMC Omaha -636	The Salvation Army was awarded VA Grant and Per Diem funding.	The Stephen Center was awarded VA Grant and Per Diem Funding.	The Sienna Francis House was awarded VA Grant and Per Diem Funding.
23	VAMC Iowa City, IA - 584	Johnson County Housing Authority has helped us secure 35 HUD vouchers for our HUD-VA Supported Housing program. This addresses the need for permanent housing.	Iowa Workforce Development provided clothes (including long underwear and 800 pairs of shoes/boots) to our homeless Veterans.	Linn County and Johnson County Veteran Affairs -- both county agencies helped many Veterans who were displaced and lost their personal belongings from the recent, devastating floods.

Appendix 8: CHALENG Points of Contact by VISN

COMMUNITY HOMELESSNESS ASSESSMENT, LOCAL EDUCATION AND NETWORKING GROUPS (CHALENG) FOR Veterans - VAMC/VAOPC						
Name	Title/Program	Facility/Station Number	Address	City/State/Zip	Phone	Fax
VISN 1						
Karen Guthrie, MSW	Homeless Veterans Coordinator	VA Medical Center -523	150 S. Huntington Ave.	Boston, MA 02130	617-699-2522	857-364-4477
John Sullivan	Homeless Veterans Coordinator	VA Community Care Center	114 Orange Ave.	West Haven, CT 06516	203-479-8043	203-931-4068
Susan L. Whittington, SW	Homeless Veterans Coordinator	VA Medical & Regional Office -402	One Veterans Center	Togus, ME 04330	207-623-8411 ext.4344	207-623-5780
Jesse H. Vazzano	Homeless Coordinator	Edith N. Rogers Vet. Hosp. -518	200 Springs Road	Bedford, MA 01730	781-687-2705	781-687-3179
see Karen Guthrie above	Homeless Veterans Coordinator	VA Medical Center -525	940 Belmont Street	Brockton, MA 02401	508-583-4500 ext. 1122	508-583-4500 ext. 2592
Robert Carroll	Homeless Veterans Coordinator	VA Medical Center -631	421 North Main Street	Leeds, MA 01053	413-584-4040 ext.2136	413-582-3178
Lisa C .Winn	Homeless Program Coordinator	VA Medical Center -608	718 Smyth Road	Manchester, NH 03104	603-657-5613	603-626-6503
see William Hart below	Homeless Veterans Program Coord.	VA Medical Center -650	Davis Park	Providence, RI 02907	401-273-7100	401-254-2076
Robert Rummell	Homeless Veterans Service Coord.	VA Med. & Regional Office -405	215 North Main Street	White River Junction, VT 05009	802-295-9363 ext.6932	802-296-5150
John Sullivan	Homeless Veterans Service Coord.	VA Medical Center -627	555 Willard Ave	Newington, CT 06111	203-479-8043	860-667-6842
William D. Hart, LICSW	Veterans Transitional Supportive Prg.	Rhode Island Veterans Home	480 Metacom Ave	Bristol, RI 02809	401-254-8447	401-254-2076
VISN 2						
James Peluso	Homeless Coordinator	Samuel Stratton VA Med Ctr -500	170 Ontario Street	Albany, NY 12206	518-626-5158	518-462-3099
Rose Whedbee	Voc. Rehab Coordinator	VA Medical Center -514	Argonne Avenue	Bath, NY 14810	607-664-4345	
Kevin O'Hagan,	HCHV Coordinator	VA Medical Center	1867 Mount Hope Avenue	Rochester, NY 14620	585-463-2748	585-232-5194
Herbert Wittmeyer, RN, BSN	HCHV Coordinator	VA Medical Center -528	1298 Main Street	Buffalo, NY 14209	716-881-5855 ext. 227	716-883-8420
Robert Van Keuren (001A)	Network 2 Homeless Veterans Prog Coord	VA Medical Center -532	400 Fort Hill Avenue	Canandaigua, NY 14424	716-393-7413	716-393-7629
Frank Ernenwein, ACSW (116A2)	HCHV Coordinator	VA Medical Center -670	1031 E. Fayette Street	Syracuse, NY 13210	315-425-4400 ext.51016	315-425-4406
VISN 3						
Lisa Canty, SW	HCHV Coordinator	VA Medical Center -526	130 W. Kingsbridge Rd.	Bronx, NY 10468	718-584-9000 ext.6847	718-579-3363
Emily Kalb, LCSW (630 GC)	Coordinator, Torch Program	VA Health Care Center -527	40 Flatbush Ave. Ext., 8th Fl.	Brooklyn, NY 11201	718-439-4345	718-439-4356
see Paul Stolz below		VA Hudson Valley HCS		Castle Point, NY 12511-9999		
Paul Stolz, SW	Homeless Veterans Coordinator	VA Hudson Valley HCS	P. O. Box 100 Bldg 52	Montrose, NY 10548	914-737-4400 ext. 2074	914-788-4362
see Emily Kalb above		VA Medical Center -630	423 E. 23rd St.	New York, NY 10010		
John A. Sperandio, MSW (122)	Chief, Social Work Service	VA Medical Center -632	79 Middleville Road	Northport, NY 11768	631-261-4400 ext. 7031	631-266-6029
Donna Branca, SW	Homeless Program Coordinator	VA Medical Center -604	385 Tremont Ave.	East Orange, NJ 07109	973-676-1000 ext.1738	
see Donna Branca above		Lyons, NJ VAMC	151 Knollcroft Rd.	Lyons, NJ 07939		
VISN 4						
Mary F. Pilarski, RN	Homeless Coordinator	VA Medical Center -645	7180 Highland Drive	Pittsburgh, PA 15205-1297	412-365-5273	412-365-5795
Tracy C. Polk, MSW	Homeless Veterans Coordinator	VA Medical & Regional Office -460	1601 Kirkwood Highway	Wilmington, DE 19805	302-994-2511	302-633-5482
Caroline McCaulley-Pielmeier	Homeless Veterans Coordinator	James E. Van Zandt VAMC -503	2907 Pleasant Valley Blvd.	Altoona, PA 16602	814-943-8164 ext. 7640	814-940-7898
Daniel Slack, SW (54)	Homeless Coordinator	VA Medical Center -529	325 New Castle Road	Butler, PA 16001-2480	724-285-2439	724-477-5038
Franklin Birch, MA	Director, Domiciliary Homeless Program	VA Medical Center -542	1400 Black Horse Hill Rd	Coatesville, PA 19320	610-384-7711	610-383-0283
Richard Perfetto	HCHV Coordinator	VA Medical Center -562	1001 State Street	Erie, PA 16504	814-874-0392	814-456-5464
Keisha D. Kerr, LSW	Homeless Veterans Coordinator	VA Medical Center -595	1700 S. Lincoln Avenue	Lebanon, PA 17042	717-272-6621	717-228-5972
Stephen C. Bennett, LCSW	HCHV Coordinator	VA Medical Center -642	University & Woodland Avenues	Philadelphia, PA 19104	215-823-5800 ext.5506	215-823-4040
David Warke, SW	HCHV Coordinator	VA Medical Center -693	1111 East End Blvd.	Wilkes-Barre, PA 18711	570-824-3521 ext. 7956	570-821-7299
Tammy M. Fumich, MSW, LGSW	Homeless Coordinator	Louis A. Johnson VAMC -540	1 Medical Center Drive	Clarksburg, WV 26301	304-623-3461 ext. 3583	304-626-7726
see Mark Pilarski above		University Dr. VAMC				
VISN 5						
Patricia Lane, LCSW	Homeless Veteran Coordinator	VA Medical Center -512	10 North Greene Street	Baltimore, MD 21201	410-642-2411 ext.5506	410-605-7926
see Patricia Lane above	Homeless Veterans Coordinator	VA Maryland HCS -512	Bldg 1 H	Perry Point, MD 21902	410-642-2411 ext.5506	410-642-1852
Kenneth V. Barnum	Homeless Veterans Coordinator	VA Medical Center -688	50 Irving Street, NW	Washington, DC 20422	202-745-8000 ext. 7634	202-745-8629
Jason A. Malcy, Ph.D.	DCHV Coordinator	VAMC, 'Domiciliary 502' -613	510 Butler Ave.	Martinsburg, WV 25401	304-263-0811 ext. 4659	304-264-3989

Appendix 8: CHALENG Points of Contact by VISN

Name	Title/Program	Facility/Station Number	Address	City/State/Zip	Phone	Fax
VISN 6						
Bob Williamson, MSW	Homeless Veterans Program Coordinator	VA Medical Center -558	508 Fulton Street	Durham, NC 27703	919-286-0411, 6045	919-416-5834
Allison Haberfield	Homeless Veterans Program Coordinator.	VA Medical Center -637	1100 Tunnel Road	Asheville, NC 28805	828-298-7911 ext.5335	828-299-5804
Edgar C. Norwood	Acting HCHV Coordinator, GPD Liaison	VA Medical Center -565	2300 Ramsey Street	Fayetteville, NC 28301	910-488-2120 ext.5679	910-482-5163
Hattie Johnson, SW	HCHV Coordinator	VA Medical Center -659	1601 Brenner Avenue, Bldg 11.	Salisbury, NC 28144	704-638-9000 ext.3699	704-638-3329
Martha Chick-Ebey, MSW	HCHV Coordinator	VA Medical Center -590	100 Emancipation Road	Hampton, VA 23667	757-722-9961 ext. 1285	757-726-6035
Raymond Patterson, SW	HCHV Coordinator	Hunter Holmes McGuire VAMC -652	1201 Broad Rock Blvd.	Richmond, VA 23249	804-675-5000 ext.4191	804-675-5346
Gayle Sanford, SW	Acting Homeless Veterans Coordinator	VA Medical Center -658	1970 Roanoke Boulevard	Salem, VA 24153	540-982-2463 ext.1230	540-224-1904
Melissa Lewis, SW	Homeless Veterans Coordinator	VA Medical Center -517	200 Veterans Avenue	Beckley, WV 25801	304-255-2121 ext.4480	304-255-2431
VISN 7						
Calvin Scott	HCHV Coordinator	VA Medical Center	1670 Clairmont Rd	Decatur, GA 30033	404-321-6111 ext.7437	404-327-4028
Kathleen Scott, Dir. Domiciliary Prog.	HCHV Social Worker	VA Medical Center -509	1 Freedom Way	Augusta, GA 30904	706-733-0188 ext. 6392	706-481-6749
Michael Bland, SW	Dom. Chief. Homeless Program	Carl Vinson VAMC -557	1826 Veterans Blvd.	Dublin, GA 31021	478-272-1210 ext.2189	478-277-2874
Willie Fields, LCSW	Coordinator, Homeless Veterans Prgm	VA Medical Center -521	700 South 19th St.	Birmingham, AL 35205	205-933-8101 ext.6751	205-939-4585
see Springe Love below		VA Medical Center -619	215 Perry Hill Road	Montgomery, AL 36109-3798	334-727-0550 ext.3959	334-725-2776
Deborah Williams	HCHV Outreach Coordinator	VA Medical Center -679	3701 Loop Road East	Tuscaloosa, AL 35404	205-554-2000 ext.2416	205-554-3556
Springe Love, SW	Grant & Per Diem Liaison	VA Medical Center -680	2400 Hospital Road	Tuskegee, AL 36083	334-725-2838	334-725-2776
Linda M. Williams, RN	HCHV Coordinator	Ralph H. Johnson VAMC -534	109 Bee Street	Charleston, SC 29401-5799	843-789-7953	843-853-9167
Margaret Battle	Grant & Per Diem Liaison	WJB Dorn Vets. Hospital -544	6439 Garners Ferry Rd.	Columbia, SC 29209-1639	803-776-4000 ext. 7445	803-695-7962
VISN 8						
Nikki Barfield, LCSW	Social Work, Supervisor (DOM 18)	VA Medical Center -516	10000 Bay Pines Blvd.	Bay Pines, FL 33744	727-398-6661 ext.5366	727-398-9577
Vianne Marchese	Homeless Veteran Coordinator	VA Medical Center -573	1601 Southwest Archer	Gainesville, FL 32608	352-376-1611 ext.7461	352-376-7901
see Vianne Marchese above	Homeless Coordinator	VA Medical Center -594	801 South Marion Street	Lake City, FL 32025-5898		
Beth Wolfsohn, LCSW	Homeless Program Coordinator	VA Medical Center -546	1201 NW 16th Street	Miami, FL 33125	305-541-5864 ext. 143	305-541-8614
Wendy Hellickson, LCSW (116-A7)	HCHV Coordinator	James A. Haley Vets Hosp -673	10770 N. 46th Street	Tampa, FL 33617	813-979-3559	813-228-2857
Margaret Croney, LCSW	Homeless Coordinator	W. Palm Beach VAMC -548	7305 N. Military Trail	West Palm Beach, FL 33410	561-422-8262	561-882-6725
Daniel Aponte-Ramos, MSW	Homeless Veteran Coordinator	VA Medical Center -672	10 Casia St.	San Juan, PR 00921-3201	787-641-7582 ext. 12327	787-641-4398
Heather S. Gallagher, LCSW	Homeless Veteran Coordinator	VA Medical Center - 675	5201 Raymond Street	Orlando, FL 32803	321-397-6614	
VISN 9						
Dan Heim, SW	HCHV Homeless Program	VA Medical Center -626	1310 24th Ave., South	Nashville, TN 37212-2637	615-327-4751 ext.2314	615-321-6353
Ovul Ince, SW	Homeless Coordinator	VA Medical Center -614	1030 Jefferson Avenue	Memphis, TN 38104	901-523-8990 ext.5152	901-577-7427
James Forgey	HCHV/DCHV Coordinator	VA Medical Center -621	James H. Quillen, VAMC	Mountain Home, TN 37684	423-979-2844	423-979-2812
Larry Endicott, SW	Homeless Program Coordinator	VA Medical Center -596	1101 Veterans Drive	Lexington, KY 40502	859-233-4511 ext.4974	859-281-3984
Brian A. Alexander, SW	HCHV Homeless Program	VA Medical Center	800 Zorn Ave	Louisville, KY 40206	502-587-8122	502-583-1991
LeeAnn Bills	HCHV Coordinator	VA Medical Center -581	1540 Spring Valley Drive	Huntington, WV 25704	304-429-6755 ext.3711	
VISN 10						
Kathleen Penman	Homeless Program Coordinator	VAMC Building 4116A(B)	10000 Brecksville Road (181B)	Brecksville, OH 44141	440-526-3030 ext. 7036	440-546-2897
Amy Combs, Clinical SW	Homeless Coordinator (116A4)	VA Medical Center -538	17273 State Route 104	Chillicothe, OH 45601	740-773-1141	740-772-7051
Iola Green, MSSW	HCHV Coordinator	VA Med. Ctr. -539	1000 S. Ft. Thomas Ave.	Ft. Thomas, KY 41075	859-572-6226	606-572-6222
Lois Depp, MSW	DCHV & HCHV Coordinator (116)	VA Medical Center -552	4100 West 3rd Street	Dayton, OH 45428	937-267-3909	937-267-5314
John Roszkowski	Homeless Program Coordinator	VA Outpatient Clinic -757	543 Taylor Avenue	Columbus, OH 43203	614-257-5211	614-253-7961
VISN 11						
Clare Reed, MSW	HCHV Outreach Worker	VA Medical Center -506	2215 Fuller Road	Ann Arbor, MI 48105	734-769-7100 ext. 7298	734-769-7412
Aleta M. Runey, SW	Acting Program Coordinator	VA Medical Center	4646 John R. Street	Detroit, MI 48201	313-576-1000 ext.3611	313-576-1074
Dalet C. Jean-Jules (122)	HCHV Coordinator	VA Medical Center -515	5500 Armstrong Rd.	Battle Creek, MI 49015	269-966-5600 ext.31648	269-223-5287
Mary K. Richards, SW	HCHV Coordinator	Aleda E. Lutz VAMC -655	1500 Weiss Street	Saginaw, MI 48602	989-497-2500 ext.11773	
Paulette Brock, LCSW	GPD Liaison	Illiana VA Health Care System-550	1900 East Main Street	Danville, IL 61832	217-554-5111	217-477-4813
Naomi R. Nicastro	Homeless Program Coordinator	VAMC NIHCS Ft. Wayne Campus	2121 Lake Ave.	Ft. Wayne, IN 46805	260-426-5431 ext.71662	260-421-1029
Deb Walls, LCSW	HCHV Coordinator	Richard L. Roudebush VAMC -583	2669 Cold Spring Road, B	Indianapolis, IN 46222	317-988-3198	317-226-0455
Linda Webb, LISW (116A)	HCHV Program Coordinator	Toledo CBOC-506GA	3333 Glendale Avenue	Toledo, OH 43614	419-213-7524	419-213-7631

Appendix 8: CHALENG Points of Contact by VISN

Name	Title/Program	Facility/Station Number	Address	City/State/Zip	Phone	Fax
VISN 12						
Eugene Herskovic	VISN 12 Network Homeless Coordinator	VA Medical Center-536/578	820 South Damen	Chicago, IL 60612	312-569-7466	708-202-8425
William Flood	Asst. Chief, Domiciliary	VA Medical Center -556	3001 Greenbay Road	North Chicago, IL 60064	847-688-1900 ext. 84842	847-578-3844
Nicole Foster-Holdwick	Homeless Program Coordinator	VA Medical Center -585	325 East "H" Street	Iron Mountain, MI 49801	906-774-3300 ext.32541	906-779-3147
Timothy C. Koerber	Homeless Coordinator	Wm. S. Middleton Vets Hosp. -607	2500 Overlook Terrace	Madison, WI 53705	608-256-1901 ext.11139	608-280-7025
Barbara Gilbert	HCHV Coordinator	VA Medical Center -695	3330 W. Wells Street	Milwaukee, WI 53208	414-342-2224	414-342-2207
Catherine Routh, SW	GPD Liaison	VA Medical Center -676	500 E. Veterans Parkway-407/2768	Tomah, WI 54660	608-372-3971 ext.66365	608-372-7792
VISN 15						
Charles G. Carter	Homeless Veterans Coordinator	VA Medical Center -589	4801 E. Linwood Blvd.	Kansas City, MO 64128-2295	816-861-4700	
Katherine S. Burnham	Homeless Veterans Program Coord.	Harry S. Truman Vets. Hosp. -543	800 Hospital Drive	Columbia, MO 65201	573-814-6480	573-814-6493
Vickie Eich, SW	Homeless Coordinator	VA Eastern Kansas HCS-Leavenworth	4101 S. 4th St.	Leavenworth, KS 66048	913-682-2000 ext. 2383	913-758-4149
Adam Coleman, LCSW	Homeless Veteran Coordinator/Clinical Sup.	VA Medical Center -609	2401 West Main Street	Marion, IL 62959	618-997-5311 ext.54463	618-997-5651
Kristina Bowlby, MSW	Homeless Veterans Coordinator	John J. Pershing VAMC	1500 N. Westwood Blvd.	Poplar Bluff, MO 63901	573-686-4151	573-778-4156
Evelyn D. Paul (122)	HCHV Coordinator	John J. Cochran VAMC -657	915 North Grand Blvd.	St. Louis, MO 63106	314-289-7611	314-289-9547
Randy Crandall (116B21)	Homeless Coordinator	Colmery-O'Neil VAMC -677	2200 Gage Boulevard	Topeka, KS 66622	785-350-3111 ext.2090	785-350-4368
Judith A. Epperson, SW	HCHV Coordinator	VA Medical & Regional Office -452	5500 E. Kellogg	Wichita, KS 67218	913-682-2000 ext.3203	
VISN 16						
Paul B. Matens, LCSW	Coordinator, Social Work Service	VA Medical Center -586	1500 E. W. Wilson Dr.	Jackson, MS 39216	601-362-4471 ext.5504	601-368-4094
Rena Powell, 122	HCHV Coordinator	VA Medical Center -502	P.O. Box 69004	Alexandria, LA 71306-9004	318-473-0010 ext. 2796	318-483-5177
Isreal Jones, Asst. SW Chief	Asst. Chief, SW	VA Medical Center -520	400 Veterans Ave.	Biloxi, MS 39531	228-523-5683	
Brian McAnally, LMSW (122)	HCHV Coordinator	VA Medical Center -564	1100 N. College Avenue	Fayetteville, AR 72703	501-444-5065 ext.5143	501-587-5994
Derrick Morrison, LCSW	Homeless Veterans Program Coord.	VA Medical Center -580	2002 Holcombe Blvd.	Houston, TX 77030	713-791-1414	
Estella L. Morris, PhD (116CHC)	Prog. Mgr. Comprehensive Hmls. Ctr.	VA Medical Center	1101 W. 2nd Street	Little Rock, AR 72204	501-257-4499	501-257-4240
Kenneth Rocky, MSW (COS6)	HCHV Coordinator	VA Medical Center -629	1601 Perdido Street	New Orleans, LA 70146	504-568-0811 ext 3620	504-589-5919
Carolyn Green (116B)	Coordinator, Homeless Program	Overton Brooks VA Med Ctr -667	510 East Stoner Avenue	Shreveport, LA 71101-4295	318-841-4812	318-841-4784
Pamela S. Stark, SW	Homeless Veterans Coordinator	VA Medical Center -635	1140 NW 32nd	Oklahoma City, OK 73118	405-227-8811	405-290-1777
Christina Perez-Lanik	Homeless Coordinator, Suite 100	VA Medical Center	10159 E. 11th St.	Tulsa, OK 74128	918-610-2015	918-835-5760
see Christina Perez-Lanik above		VA Muskogee	1011 Honor Heights	Muskogee, OK 74401	918-680-3758	
Brian S. Squyres	Homeless Program Director, Biloxi	VA Outpatient Clinic	312 Kenmore Rd.	Pensacola, FL 32503	228-523-4245	850-723-3900
VISN 17						
Helosie Ferguson, MSW, MPH	VISN 17 Network Homeless Coordinator	VA Medical Center, North Texas	4500 Lancaster Rd.	Dallas, TX 75216	214-462-4546	214-857-1123
Tammy L. Wood	HCHV Coordinator	VA Medical Center, North Texas	4504 Bronze Way	Dallas, TX 75236	214-467-1863	
Tammy L. Wood	HCHV Coordinator	Sam Rayburn Mem Vet Ctr-522	1201 E. 9th Street	Bonham, TX 75418	903-583-6233	903-583-6687
Steve Shomion	HCHV Coordinator	S. TX Vets. Health Care Sys. -671	4073 Medical Drive, Fairhaven Ctr.	San Antonio, TX 78229	210-949-9005	210-949-9771
Paula Wood, LCSW (122)	HCHV Coordinator	VA Medical Center -685	1901 Veterans Memorial Drive	Temple, TX 76504	254-743-1261	254-754-9346
Andrew Miller	HCHV Coordinator	VA Outpatient Clinic	2901 Montopolis Drive	Austin, TX 78741	512-653-6844	512-389-7111
Amanda Doemland, LCSW	HCHV Coordinator	Corpus Christi, Outpatient Clinic 122	5283 Old Brownsville Rd	Corpus Christi, TX 78405	361-806-5600 ext.62236	361-806-5604
VISN 18						
Dawn D. Malone	HCHV Coordinator	Carl T. Hayden VAMC -644	650 E. Indian School Rd.	Phoenix, AZ 85012	602-277-5551	602-222-6521
Jeff Doyle	Homeless Coordinator	VA Medical Center -501	1501 San Pedro, SE.	Albuquerque, NM 87120	505-265-1711 ext.5922	505-256-2723
Henry J. Hawley, AO	HCHV Coordinator/Mental Health	VA Medical Center -504	6010 Amarillo Blvd., W.	Amarillo, TX 79106	806-355-9703 ext.7540	806-356-3794
Janet Ryder	Homeless Veterans Coordinator	VA Medical Center -519	300 Veterans Blvd.	Big Spring, TX 79720-5500	432-263-7361 ext. 7327	432-268-5086
Joel A. Arrigucci, SW	Homeless/CWT Program Coord. (116)	VA Health Care Center -756	5001 N. Piedras St.	El Paso, TX 79903-4211	915-564-6139	915-564-7867
John J. Shebek, SW	Homeless Veterans Coordinator	VA Medical Center -649	500 Highway 89 North	Prescott, AZ 86313	928-445-4860 ext.6380	928-776-6176
David B. Rice	Homeless Veterans Coordinator (4-116)	VA Medical Center -678	3601 S. 6th Avenue Bld 66	Tucson, AZ 85723	520-792-1450 ext.5464	520-629-4725

Appendix 8: CHALENG Points of Contact by VISN

Name	Title/Program	Facility/Station Number	Address	City/State/Zip	Phone	Fax
VISN 19						
Mark Jones, SW	HCHV Program Coordinator	VA Medical Center -554	1055 Clermont Street	Denver, CO 80220	303-399-8020 ext.2043	303-393-4656
Larry W. Melka, MSW (116HCMI)	HCHV Program Coordinator	VA Medical Ctr. -442	2360 E. Pershing Blvd.	Cheyenne, WY 82001	307-778-7353	307-778-7812
Mark Annas, LCSW	HUD VASH Case manager (11)	VA Med. & Regional Of. Ctr. -436	3687 Veterans Drive	Fort Harrison, MT 59636	406-447-6410	406-447-7333
Monroe Jack Freeman (LCSW)	Homeless Program Coordinator	Colorado Springs VA Clinic	25 North Spruce	Colorado Springs, CO 80905	719-667-5588	719-667-4462
Lisa Strauss, LCSW	Homeless Coordinator	VA Medical Center -575	2121 North Avenue	Grand Junction, CO 81501	970-242-0731 ext.2723	970-256-8905
see Mark Annas above		VA Medical Center -617	210 S. Winchester	Miles City, MT 59301		
Lance Fromm, CSW	Homeless Veterans Program Coord.	VA Medical Center -660	500 Foothill Blvd.	Salt Lake City, UT 84148	801-582-1565 ext.4619	801-584-2507
Scott Tomosovic , LCSW	Homeless Veterans Coord./GPD Liaison	VA Medical Center -666	1898 Fort Road	Sheridan, WY 82801	307-672-3473 ext. 3296	307-672-1911
VISN 20						
Keith Scheff, SW	Homeless Program Coordinator	VA Medical Center -648	3701 SW US Vet. Hosp.Rd	Portland, OR 97239-2999	530-220-8262	
John W. Pendrey IV	HCHV VRS, CWT/TR Program Manger	VA Medical Center & Regional Office	3001 C Street	Anchorage, AK 99503	907-273-4051	907-273-4049
David W. Herring, LCSW	Homelessness Coordinator	VA Medical Center -531	500 West Fort Street	Boise, ID 83702	208-422-1000 EXT.4204	
David Strain, LCSW	HCHV Coordinator	VA Medical Center	2400 River Rd.	Eugene, OR 97404	541-345-5395	541-607-7573
Katherine Gerard	HCHV Coordinator	VA Puget Sound HCS	1660 S. Columbian Way	Seattle, WA 98108	206-277-3260	206-589-4064
John Davis	HCHV Coordinator	VA Medical Center -668	4815 N. Assembly	Spokane, WA 99205	509-353-2699	509-353-2709
Rodney J. Opsal , SW Associate	HCHV Coordinator	VA Medical Center - (326)	77 Wainwright Drive	Walla Walla, WA 99362	509-525-5200	509-527-6113
Susan Harrison	HCHV Coordinator	VA Domiciliary-692	8495 Crater Lake	White City, OR 97503	541-826-2111	503-830-3518
VISN 21						
Michael J. Martin, LCSW	HCHV Coordinator	VA Medical Center	401 Third Street (122)	San Francisco, CA 94107	415-551-7309	
Carolyn S. Hughes, PhD, LCSW	Chief, Social Work Service/HCHV Coord.	VA Medical Center -570	2615 E. Clinton Avenue	Fresno, CA 93703	559-225-6100 ext.5671	559-228-6903
Rick Velasquez, MSW (116/3B1)	Homeless Program Coordinator	VA Pacific Islands HCS	459 Patterson Road	Honolulu, HI 96819-1522	808-433-0335	808-433-0392
see Thalia Falcon below		VA Medical Center -599	4951 Arroyo Road	Livermore, CA 94550		
see Tracy Cascio below	Homeless Program Coordinator	Oakland Army Base	2502 W . 14th St.	Oakland, CA 94607	510-587-3405	
Thalia Falcon, LCSW	Homeless Program Coordinator	VAMC MPD 122	795 Willow Road	Menlo Park, CA 94040	650-493-5000 ext. 22460	650-617-2614
Paula Rowles, LCSW	Coordinator HCHV/GPD Liaison	VA Medical Center -654	1000 Locust Street	Reno, NV 89502	775-328-1761	775-328-1403
Tracy Cascio, SW	Homeless Program Coordinator	VANCHCS-Social Work Service (122)	150 Muir Road	Martinez, CA 94553	925-372-2420	925-372-2501
VISN 22						
William R. Brackett, SW	Homeless Program /GPD Coordinator	VA Medical Center -600	5901 East 7th Street	Long Beach, CA 90822	562-826-8000 ext. 4684	562-826-5969
Marcia Evans, RN, MSN	Homeless Program Coordinator	c/o CBOC	P.O. Box 360001	N. Las Vegas, NV 89036	702-636-3000 ext.6056	702-636-4078
Susann Adams, LCSW	Homeless Veterans Program Coordinator	VA Medical Center -116A	11201 Benton Street	Loma Linda, CA 92354	909-825-7084 ext.2388 Pager #7382	909-422-3186
Joetta Brown Higgins, MSW	Homeless Veterans Coord/Site Manager	Los Angeles Ambulatory Care Ctr.	351 E. Temple Street	Los Angeles, CA 90012-3328	213-253-2677 ext. 4766	213-253-5555
Jessica Brian, LCSW	Homeless Veterans Program Coordinator	VA Mission Valley Outpatient Clinic	8810 Rio San Diego Drive. Suite 220	San Diego, CA 92108	619-400-5167	619-400-5159
see William Daniels below	Homeless Veterans Coord/Site Manager	Sepulveda Ambulatory Care Ctr.	16111 Plummer Street	Sepulveda, CA 91343	818-895-9596	818-895-9339
William Daniels, MSW (122)	Dir., West LA Comprehensive Hmls Ctr	West LA VA Med Ctr -691	11301 Wilshire Blvd.	Los Angeles, CA 90073	310-268-3385	310-268-4743
VISN 23						
Jo Weable, LICSW	HCHV Coordinator (116A)	VA Medical Center -618	One Veterans Drive	Minneapolis, MN 55417	612-467-1771 or 1772	612-467-5971
Diana Hall	Homeless Veterans Coordinator	VA Med. & Regional Office -437	2101 North Elm Street	Fargo, ND 58102	701-239-3700, ext.3150	701-237-2642
Linda Chlecq, SW	Homeless Veterans Coordinator	VA Medical Center -568	113 Comanche Road	Fort Meade, SD 57741	605-490-2404	605-347-7204
see Linda Chlecq above	Homeless Veterans Coordinator	VA Medical Center -579	500 N. 5th Street	Hot Springs, SD 57747	605-745-2022	605-745-2056
Candice Cummings, SW Exec.	Homeless Coordinator	VA Medical Center	2501 W 22nd St.	Sioux Falls, SD 57117-5046	605-336-3230 ext. 6135	605-373-4119
Stephen J. Eisenreich, SW	HCHV Coordinator	VA Medical Center -656	4801 8th Street North	St. Cloud, MN 56303	320-255-6480 ext. 6158	320-255-6378
Michael Johnson	Homeless Program Coordinator	VAMC, NWIHS -636	4101 Woolworth Avenue	Omaha, NE 68105	402-943-5574	402-977-5684
Tyler Patterson, LMSW	HCHV Coordinator (OOH)	VA Medical Center -555	3600 30th Street	Des Moines, IA 50310-5774	515-699-5999 ext.4036	515-699-5779
Janelle Brock, MSW, LCSW	HCHV Coordinator	VA Medical Center -574	2201 N. Broadwell Ave.	Grand Island, NE 68803-2196	308-382-3660 ext.9-2059	
Sarah E. Oliver, SW	Homeless Coordinator	VA Medical Center -584	601 Highway 6 West	Iowa City, IA 52246	563-370-1779	563-370-1779
see Tyler Patterson above	Homeless Program Coordinator	VA Central Iowa HCS -592	3600 30th Street	Knoxville, IA 50138		
Joe P. Heatherly SW (116)	Homeless Coordinator	VA Medical Center -597	600 South 70th Street	Lincoln, NE 68510	402-489-3802 ext. 6980	