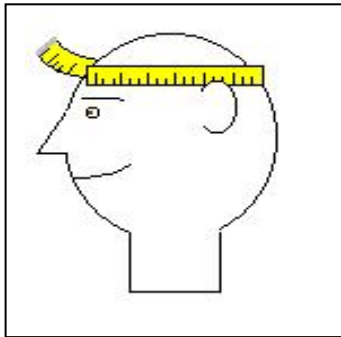


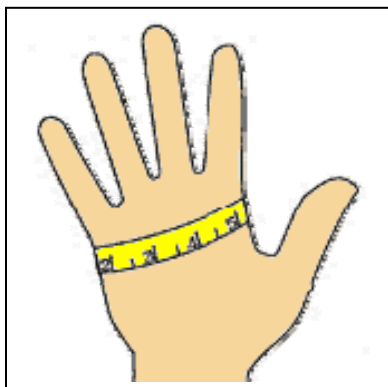
How to Measure Hat Size



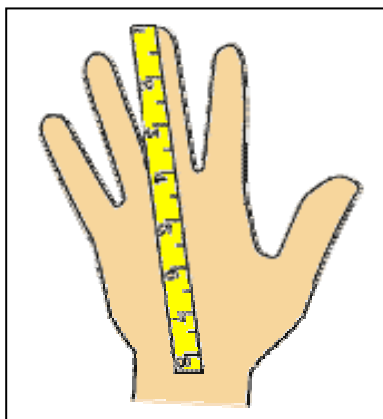
To measure hat size accurately, just wrap a tape measure (or a string which you can measure while laying flat against a ruler) around your head where you like to wear a hat. Take the number and compare it to the top entry of the table below. If your head measurement falls between two blocks, select the larger one.

Measurement	20-1/2	20-3/4	21-1/8	21-1/2	21-7/8	22-1/4	22-5/8	23	23-1/2	23-7/8	24-1/4	24-5/8
Head Size	6-1/2	6-5/8	6-3/4	6-7/8	7	7-1/8	7-1/4	7-3/8	7-1/2	7-5/8	7-3/4	7-7/8
Size	XS		S		M		L		XL		XXL	

How to Measure Glove Size



Measure (in inches) around your hand with a tape measure across your palm at the fullest part (exclude thumb). Measure your dominant hand; the right if you are right-handed, and the left if you are left-handed. Measure from the tip of the middle finger to the base of the hand. Use the **LARGEST** of these two measurements for the correct size glove. The number of inches measured equals the size of the glove (example: a 7" measurement equals a size 7 glove).



GLOVE SIZES

	XS	S	M	L	XL	XXL
inch	7	7½ - 8	8½ - 9	9½ - 10	10½ - 11	11½ - 12
cm	18	20	23	25	28	30