

Administrative Office of the U. S. Courts

CM/ECF
Release Notes

Appellate Release 2.1

February 2009
2.1.1 Update

Appendix A - Public Access Changes

1 All PACER Users

1.1 New Checkbox View Multiple Documents

The PACER Docket Report now includes several new features for combining multiple docket entries and related PDF documents into one combined PDF document. A new checkbox, View Multiple Documents, is available on the Docket Report Filter page.





Docket Report Filter

- Originating Docket Information**
- Prior Cases**
- Associated Cases**
- Panel Assignment**
- Party/Attorney List**
- Caption**
- Docket Entries**
 - View Multiple Documents

From: **To:**

If selected, two options display at the bottom of the docket entry section in the Full Docket Report page with the following labels: “Documents and Docket Summary” and “Documents Only”. In addition, a checkbox will display next to each docket entry allowing the PACER user to select which documents to combine. Below the new checkbox, the total number of pages and file size for the docket entry’s main document and any attachments are listed. At the bottom of the report, the total number of pages and file size for *all* selected entries will be automatically summed. Once the user is finished selecting the desired entries and one of the options, he/she will select the View Selected button to view the combined PDF.

Full Docket Report Page with View Multiple Documents Option

07/20/2008	<input type="checkbox"/>	[6014244] Civil case docketed. Preliminary record filed. DATE RECEIVED.: [08-1500]
07/21/2008	<input checked="" type="checkbox"/> 	[6014246] [6014246-1] MOTION filed by Mr. Brian Christophers Cohen, Jr., Esq. for N appendix until 07/31/2008 at 08:30 am. Document(s) uploaded: MOTION.pdf, MOTION
07/23/2008	<input checked="" type="checkbox"/>  2 pg, 9.45 KB	Opinion Filed denying extending time to file appendix until 07/31/2008. OPINION.pdf [08
07/24/2008	<input type="checkbox"/>	[6014247] RESPONSE filed by [6014246-2] motion extend time to file appendix filed by Beverage and Whitney Anne Turner in 08-1500. Docket part [6014247-2] was added. [0
07/24/2008	<input type="checkbox"/>  1 pg, 5.64 KB	[6014249] ORDER filed denying [6014246-2] motion extend time to file appendix filed by Beverage and Whitney Anne Turner before En Banc tt [08-1500]
07/25/2008	<input type="checkbox"/>  995 pg, 71.99 MB	APPENDIX [08-1500]

Documents and Docket Summary
 Documents Only

Include page numbers

Selected Pages: Selected Size: (Max: 10 MB)

If the user selects the View Selected button without first selecting any entries, the following error message displays:






No entries were selected for display!
Please go back and select the desired documents.

If the user selects the “Documents and Docket Summary” option, the combined PDF document will include a summary report of the selected entries on the first page of the PDF.

The report includes the following information for each selected docket entry:

- Filed - docket entry filing date
- Document Description - hyperlink to document(s) and document description
- Page - the page number for the document
- Docket Text - docket text for the selected entry

Example Docket Summary Report

Selected docket entries for case 08-1500			
Generated: 07/25/2008 19:06:09			
Filed	Document Description	Page	Docket Text
07/24/2008	 ORDER	2	[6014249] ORDER filed denying [6014246-2] motion extend time to file appendix filed by Attorney Mr. Brian Christophers Cohen, Jr., Esq. for Appellant Miss Hilary Jennifer Beverage and Whitney Anne Turner before En Banc tt [08-1500]
07/24/2008			[6014247] RESPONSE filed by [6014246-2] motion extend time to file appendix filed by Attorney Mr. Brian Christophers Cohen, Jr., Esq. for Appellant Miss Hilary Jennifer Beverage and Whitney Anne Turner in 08-1500. Docket part [6014247-2] was added. [08-1500]
07/23/2008	 OPINION	3	Opinion Filed denying extending time to file appendix until 07/31/2008. OPINION.pdf [08-1500]
07/21/2008			[6014246] [6014246-1] MOTION filed by Mr. Brian Christophers Cohen, Jr., Esq. for Miss Hilary Jennifer Beverage and Whitney Anne Turner to extend time to file appendix until 07/31/2008 at 08:30 am. Document(s) uploaded: MOTION.pdf; MOTION_ATTACHMENT.pdf. [08-1500]
	 MOTION	5	
	 MOTION - ATTACHMENT	9	
07/20/2008			[6014244] Civil case docketed. Preliminary record filed. DATE RECEIVED:. [08-1500]

Prior to viewing the combined PDF document, the Download Confirmation page will display listing a transaction receipt (if configured for the PACER user) for *each* selected entry. The confirmation page includes a summary of the total billed pages and total cost. A billing receipt is generated for the Docket Summary Report.

Sample Download Confirmation

Download Confirmation

Document: Multiple PDF Documents (Case Number: 07-5740)

Click on the "Accept Charges and Retrieve" button ONCE at the bottom of this page to download the document(s).
If you download this document, your PACER account will be billed according to the table(s) below:

PACER Service Center			
Transaction Receipt			
04/22/2008 16:05:28			
PACER Login:	au0248	Client Code:	test
Description:	Multiple Document Rpt	Search Criteria:	Case: 07-5740
Billable Pages:	1	Cost:	0.08

PACER Service Center			
Transaction Receipt			
04/22/2008 16:05:28			
PACER Login:	au0248	Client Code:	test
Description:	PDF Document	Search Criteria:	Case: 07-5740, Document: 01219692083
Billable Pages:	1	Cost:	0.08

Total Billed Pages: 2

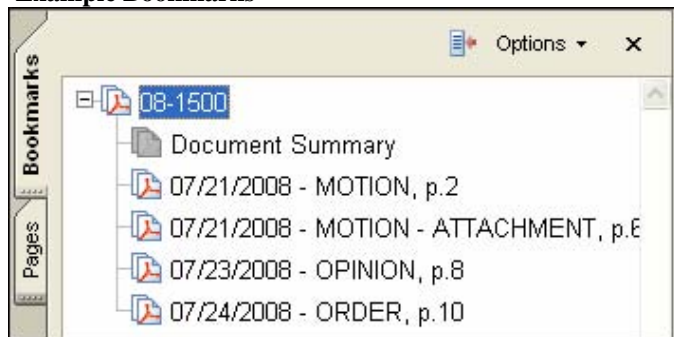
Total cost: 0.16

Show PDF Header

Accept Charges and Retrieve

Once the user accepts the charges, the combined PDF document will display and if the Docket Summary option was included, the first page will include the summary report. A bookmark feature is also available to the PACER user to allow easy navigation among the selected documents. The user can access the bookmarks by selecting the Bookmarks tab. The format for the bookmarks is based on the court configuration of the Docket Report and whether the court is setup to display documents as numbers or icons. The example bookmarks shown below are for a court set up to use document icons.

Example Bookmarks



1.2 Hyperlinks for Associated Cases on Docket Report

The Associated Cases and Prior Cases section on the Docket Report was modified to display the case numbers as a hyperlink. The hyperlink will now take the user directly to the Docket Report for the selected case number.

Prior Cases:				
None				
Current Cases:				
Consolidated	Lead	Member	Start	End
	07-5740	07-5780	04/18/2008	

1.3 Hyperlinks for Originating Case Numbers

Previously, the originating case number hyperlink was only available on the PACER Case Selection page. Now, the originating court information section on the Docket Report also displays the originating case number as a hyperlink to the originating court. The hyperlink will take the user directly to the originating court's query or docket report page based on the circuit court's configuration.

Originating Court Information:
District: 0973-5 : 0:07-cv-6661-ECM
Sentencing Judge: Fernanda Q. Martin, U.S. District Judge
Date Filed: 08/01/2007

1.4 Registration for Court Reporters

A new court reporter radio button has been added to the PACER Service Center interface, so that a public user can register as a court reporter. If a particular court is not accepting court reporters for ECF registration, a message will indicate this in the e-mail that is sent after the registration process is complete.

PERSONAL INFORMATION

Prefix:	<input type="text"/>
First Name:*	<input type="text"/>
Middle Name:	<input type="text"/>
Last Name:*	<input type="text"/>
Generation:	<input type="text"/>
Suffix:	<input type="text"/>
Title:	<input type="text"/>
Gender:	<input type="text"/>
Last 4-digits of SSN:*	<input type="text"/>
Date of Birth:*	<input type="text"/> <input type="text"/> <input type="text"/>
Primary E-Mail Address:*	<input type="text"/>
Verify Primary E-Mail:*	<input type="text"/>
Are you:	<input checked="" type="radio"/> an attorney? <input type="radio"/> a pro se filer? <input type="radio"/> a court reporter? <input type="radio"/> other (not a public filer)?

2 Attorney Users

2.1 Daily Summary Recipients

The daily summary email format now displays the case title in brackets after the display of the case number.

Daily Summary of ECF Activity on 04/18/2008

Activity has occurred in the following cases:

[07-5740](#) [Matthews v. Smithson], Response
(no document)

Docket Text:

[6013393] Response filed to motion to dismiss case. [07-5740, 07-5780]

[07-5740](#) [Courtney v. Smithson, et al], Motion

[Documents](#)

Docket Text:

[6013395] Motion filed to extend time to file a brief. [07-5740, 07-5780]

—

Administrative Office of the U. S. Courts

CM/ECF
Release Notes

Public Access Changes

Appellate Release 2.1

October 2008

Overview

Release 2.1 of the Appellate CM/ECF application contains new features for Appellate PACER access and Appellate Electronic Case Filing. This document is provided as a resource for PACER and attorney users who were using the CM/ECF release 2.0.3 software and will now be accessing PACER or filing electronically in Appellate Release 2.1.

Public Access Changes

1 All PACER Users

1.1 New Checkbox View Multiple Documents

The PACER Docket Report now includes several new features for combining multiple docket entries and related PDF documents into one combined PDF document. A new checkbox, View Multiple Documents, is available on the Docket Report Filter page.





Docket Report Filter

- Originating Docket Information**
- Prior Cases**
- Associated Cases**
- Panel Assignment**
- Party/Attorney List**
- Caption**
- Docket Entries**
 - View Multiple Documents

From: **To:**

If selected, two options display at the bottom of the docket entry section in the Full Docket Report page with the following labels: “Documents and Docket Summary” and “Documents Only”. In addition, a checkbox will display next to each docket entry allowing the PACER user to select which documents to combine. Below the new checkbox, the total number of pages and file size for the docket entry’s main document and any attachments are listed. At the bottom of the report, the total number of pages and file size for *all* selected entries will be automatically summed. Once the user is finished selecting the desired entries and one of the options, he/she will select the View Selected button to view the combined PDF.

Full Docket Report Page with View Multiple Documents Option

07/20/2008	<input type="checkbox"/>	[6014244] Civil case docketed. Preliminary record filed. DATE RECEIVED.: [08-1500]
07/21/2008	<input checked="" type="checkbox"/> 	[6014246] [6014246-1] MOTION filed by Mr. Brian Christophers Cohen, Jr., Esq. for N appendix until 07/31/2008 at 08:30 am. Document(s) uploaded: MOTION.pdf, MOTION
	6 pg, 13.95 KB	
07/23/2008	<input checked="" type="checkbox"/> 	Opinion Filed denying extending time to file appendix until 07/31/2008. OPINION.pdf [08
	2 pg, 9.45 KB	
07/24/2008	<input type="checkbox"/>	[6014247] RESPONSE filed by [6014246-2] motion extend time to file appendix filed by Beverage and Whitney Anne Turner in 08-1500. Docket part [6014247-2] was added. [0
07/24/2008	<input type="checkbox"/> 	[6014249] ORDER filed denying [6014246-2] motion extend time to file appendix filed by Beverage and Whitney Anne Turner before En Banc tt [08-1500]
	1 pg, 5.64 KB	
07/25/2008	<input type="checkbox"/> 	APPENDIX [08-1500]
	995 pg, 71.99 MB	

Documents and Docket Summary
 Documents Only

Include page numbers

Selected Pages: Selected Size: (Max: 10 MB)

If the user selects the View Selected button without first selecting any entries, the following error message displays:






No entries were selected for display!
Please go back and select the desired documents.

If the user selects the “Documents and Docket Summary” option, the combined PDF document will include a summary report of the selected entries on the first page of the PDF.

The report includes the following information for each selected docket entry:

- Filed - docket entry filing date
- Document Description - hyperlink to document(s) and document description
- Page - the page number for the document
- Docket Text - docket text for the selected entry

Example Docket Summary Report

Selected docket entries for case 08-1500			
Generated: 07/25/2008 19:06:09			
Filed	Document Description	Page	Docket Text
07/24/2008	 ORDER	2	[6014249] ORDER filed denying [6014246-2] motion extend time to file appendix filed by Attorney Mr. Brian Christophers Cohen, Jr., Esq. for Appellant Miss Hilary Jennifer Beverage and Whitney Anne Turner before En Banc tt [08-1500]
07/24/2008			[6014247] RESPONSE filed by [6014246-2] motion extend time to file appendix filed by Attorney Mr. Brian Christophers Cohen, Jr., Esq. for Appellant Miss Hilary Jennifer Beverage and Whitney Anne Turner in 08-1500. Docket part [6014247-2] was added. [08-1500]
07/23/2008	 OPINION	3	Opinion Filed denying extending time to file appendix until 07/31/2008. OPINION.pdf [08-1500]
07/21/2008			[6014246] [6014246-1] MOTION filed by Mr. Brian Christophers Cohen, Jr., Esq. for Miss Hilary Jennifer Beverage and Whitney Anne Turner to extend time to file appendix until 07/31/2008 at 08:30 am. Document(s) uploaded: MOTION.pdf; MOTION_ATTACHMENT.pdf . [08-1500]
	 MOTION	5	
	 MOTION – ATTACHMENT	9	
07/20/2008			[6014244] Civil case docketed. Preliminary record filed. DATE RECEIVED:. [08-1500]

Prior to viewing the combined PDF document, the Download Confirmation page will display listing a transaction receipt (if configured for the PACER user) for *each* selected entry. The confirmation page includes a summary of the total billed pages and total cost. A billing receipt is generated for the Docket Summary Report.

Sample Download Confirmation

Download Confirmation

Document: Multiple PDF Documents (Case Number: 07-5740)

Click on the "Accept Charges and Retrieve" button ONCE at the bottom of this page to download the document(s).
If you download this document, your PACER account will be billed according to the table(s) below.

PACER Service Center			
Transaction Receipt			
04/22/2008 16:05:28			
PACER Login:	au0248	Client Code:	test
Description:	Multiple Document Rpt	Search Criteria:	Case: 07-5740
Billable Pages:	1	Cost:	0.08

PACER Service Center			
Transaction Receipt			
04/22/2008 16:05:28			
PACER Login:	au0248	Client Code:	test
Description:	PDF Document	Search Criteria:	Case: 07-5740, Document: 01219692083
Billable Pages:	1	Cost:	0.08

Total Billed Pages: 2

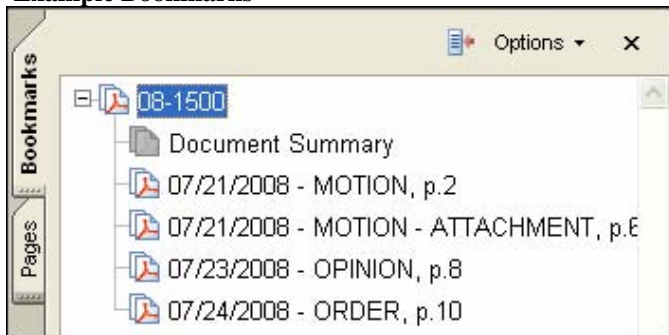
Total cost: 0.16

Show PDF Header

[Accept Charges and Retrieve](#)

Once the user accepts the charges, the combined PDF document will display and if the Docket Summary option was included, the first page will include the summary report. A bookmark feature is also available to the PACER user to allow easy navigation among the selected documents. The user can access the bookmarks by selecting the Bookmarks tab. The format for the bookmarks is based on the court configuration of the Docket Report and whether the court is setup to display documents as numbers or icons. The example bookmarks shown below are for a court set up to use document icons.

Example Bookmarks



1.2 Hyperlinks for Associated Cases on Docket Report

The Associated Cases and Prior Cases section on the Docket Report was modified to display the case numbers as a hyperlink. The hyperlink will now take the user directly to the Docket Report for the selected case number.

Prior Cases: None				
Current Cases:				
	Lead	Member	Start	End
Consolidated	07-5740	07-5780	04/18/2008	

1.3 Hyperlinks for Originating Case Numbers

Previously, the originating case number hyperlink was only available on the PACER Case Selection page. Now, the originating court information section on the Docket Report also displays the originating case number as a hyperlink to the originating court. The hyperlink will take the user directly to the originating court's query or docket report page based on the circuit court's configuration.

Originating Court Information: District: 0973-5 : 0:07-cv-6661-ECM Sentencing Judge: Fernanda Q. Martin, U.S. District Judge Date Filed: 08/01/2007
--

1.4 Registration for Court Reporters

A new court reporter radio button has been added to the PACER Service Center interface, so that a public user can register as a court reporter. If a particular court is not accepting court reporters for ECF registration, a message will indicate this in the e-mail that is sent after the registration process is complete.

PERSONAL INFORMATION

Prefix:

First Name:*

Middle Name:

Last Name:*

Generation:

Suffix:

Title:

Gender:

Last 4-digits of SSN:*

Date of Birth:*

Primary E-Mail Address:*

Verify Primary E-Mail:*

- Are you:**
- an attorney?
 - a pro se filer?
 - a court reporter?
 - other (not a public filer)?

2 Attorney Users

2.1 Daily Summary Recipients

The daily summary email format now displays the case title in brackets after the display of the case number.

Daily Summary of ECF Activity on 04/18/2008

Activity has occurred in the following cases:

[07-5740](#) [Matthews v. Smithson], Response
(no document)

Docket Text:

[6013393] Response filed to motion to dismiss case. [07-5740, 07-5780]

[07-5740](#) [Courtney v. Smithson, et al], Motion
[Documents](#)

Docket Text:

[6013395] Motion filed to extend time to file a brief. [07-5740, 07-5780]

—

Administrative Office of the U. S. Courts

CM/ECF
Release Notes

Public Access Changes

Appellate Release 2.0.2

December 2007

Overview

Release 2.0 of the Appellate CM/ECF application contains new features for Appellate PACER access and Appellate Electronic Case Filing. This document is provided as a resource for PACER and attorney users who were using the CM/ECF release 1.3.3 software and will now be accessing PACER or filing electronically in Appellate Release 2.0. Please note that all public filers must upgrade their PC to Java version 1.6 or above in order to run the new version of CM/ECF. Refer to section 1.6 for details on this required upgrade.

Public Access Changes

All PACER Users

1

1.1 PACER Report Advanced Search

The Advanced Search option for PACER now includes a default start date for the “Cases Filed Between” text field. The number of days relative to today’s date is configured by each Appellate court. In the example below, the default start date is 7 days prior.

Warning: you will be billed for the total number of pages (this query is not subject to the 30 page limit on PACER charges).

Case Number/Range:

Party/Attorney: Party *Last, First*
 Attorney

Case types:
158d Petition for Leave to Fil

Origin:
Bituminous Coal, Interior

Cases Filed Between:

Cases Closed Between:

Nature of Suit:
1110 Insurance

Sort by: Ascending order
 Descending order

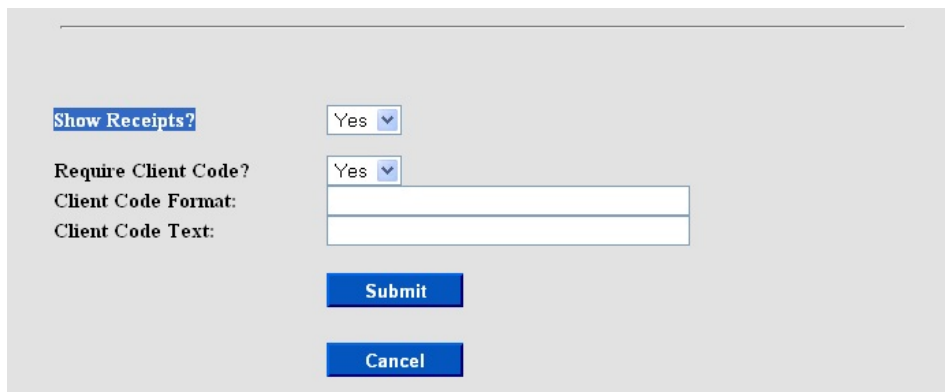
Open Cases Closed Cases Both

1.2 PACER Case Search Warning Message

Previously, the PACER case search page allowed users to search without entering any search criteria and then return every case in the system. This allowed for potential performance issues, so an update was made to enforce users to enter at least one selection criteria. If a PACER user selects the “Search” button without entering any criteria, the following message displays: “ERROR: Selection criteria cannot all be blank!”

1.3 New PACER Preference Option for Transaction Receipt Display

An update was made to the PACER Report to display or not display the transaction receipt based on the PACER user’s preference. PACER customers can now determine if they want to either always display the transaction receipt after each billable transaction or never display the transaction receipt. The “Set PACER Preferences” link from the PSC website can be used to set this new preference, “Show Receipts?”, to either “Yes” or “No”.



The screenshot shows a web form for setting PACER preferences. It includes the following elements:

- A label "Show Receipts?" with a blue dropdown menu set to "Yes".
- A label "Require Client Code?" with a blue dropdown menu set to "Yes".
- Two empty text input fields for "Client Code Format:" and "Client Code Text:".
- A blue "Submit" button.
- A blue "Cancel" button.

1.4 Public Filer Registration for Media Representatives and Interested Persons

The Appellate Centralized User ID Management functionality was extended to now allow media representatives and other interested persons to register as ECF noncourt users. These users will select the “other (not a public filer)” option during the public filer registration process. A CM/ECF Filer account is required for public users, who wish to receive notifications of docket activity for public cases of interest. Refer to section 1.5 for details on how to receive notifications for cases of interest.

PERSONAL INFORMATION

Prefix:

First Name: *

Middle Name:

Last Name: *

Generation:

Suffix:

Title:

Gender:

Last 4-digits of SSN: *

Date of Birth: *

Primary E-Mail Address: *

Verify Primary E-Mail: *

You must enter your full legal name, the last 4 digits of your Social Security Number, Date of Birth, and primary E-mail address.

Are you: an attorney?
 a pro se filer?
 other (not a public filer)?

1.5 Notice for Cases of Interest

A new utility is available called Notice for Cases of Interest that will allow any public user with a valid CM/ECF public filer account to search for and enter cases for which to receive email notices of docketing activity. The new menu item when selected will display the following user interface screen:

Public users can search for any public case by entering the case number and selecting the “Search & Add” button. If the case is found the case number and case title populate the list box. The user must then select the “Update” button to confirm the case is saved in the list. Once the list of interested cases is defined, the user would receive email notification for any public docket entry made to the case. The one free look policy is not supported with this functionality because notices are being sent to people not involved with the case. When the public user receives the email notification and clicks the “Document(s)” link, s/he must login to PACER (if not already logged in) and will be charged for viewing the document/s, according to existing PACER rules.

1.6 Java 1.6 and Tomcat 6.0 Updates

With CM/ECF Version 2.0, the application environment on the Linux server is being updated to version 1.6 of Java and 6.0 of Tomcat. The vendors of Java and Tomcat both promise performance and other improvements with these latest versions. Since the Appellate application is now compiled for Java 1.6, it will no longer run in Java 1.5. If a PC is not upgraded to the 1.6 plug-in, an error message as seen below will display during login if the Internet Explorer browser is used. If a user attempts to login using the Firefox browser, it will include a link indicating you need a plug-in to run the application. **All public users with an Appellate ECF account should upgrade their PC's to the latest Java 1.6 plug-in.** You can check your version of Java by accessing the site, www.java.com. Select the "Do I have Java" link and check that the verification result is "Version 6 Update 3", if not, please upgrade your version of Java.

Java Verification Page



The screenshot shows the Java.com website. On the left is the Java logo with the text "Sun Microsystems". To the right is an orange banner with the text "Welcome to java.com. Brought to you by Sun Microsystems." and navigation links for "Games", "Desktop", "Mobile", and "Java Everywhere". Below the banner is a grey box with the heading "Free Java Download" and the text "Download Java for your desktop computer now!". A green button with a downward arrow and the text "FREE JAVA DOWNLOAD" is prominent. To the right of the button are links for "What is Java?", "Do I have Java?", and "Need Help?".

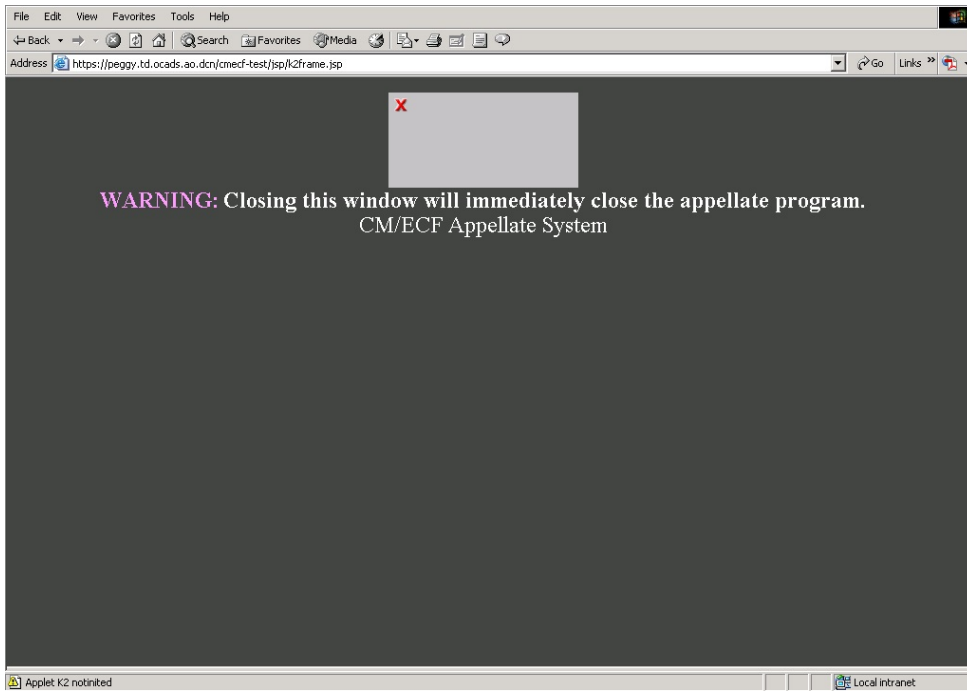
Desired Java Verification Result

Verified Java Version

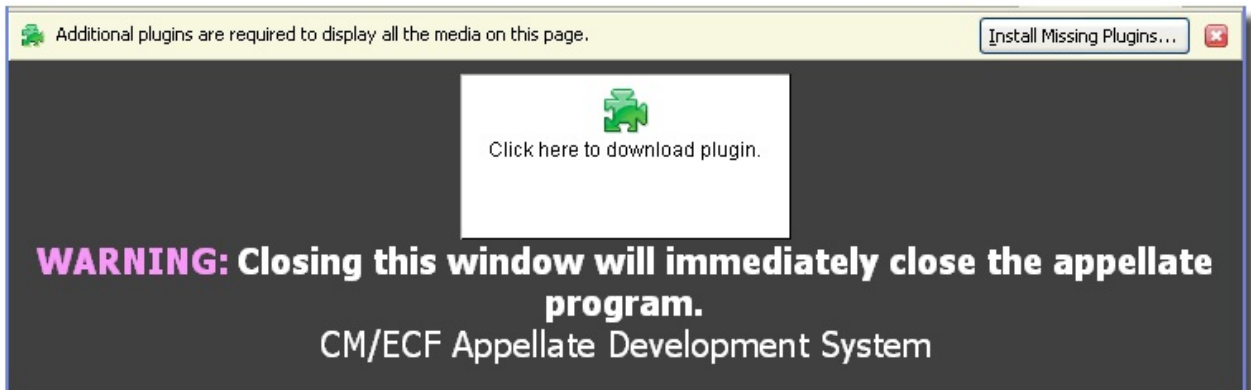
Congratulations!

You have the recommended Java installed **(Version 6 Update 3)**.

Potential IE Login Error with Old Plug-in



Potential Firefox Login Error with Old Plug-in



2 Attorney Users

2.1 Attorney/Pro Se Filer Docketing for Private Cases

An update is included to allow attorneys who are logged into ECF to file in private cases in which they are active participants. The new check is added to the Docketing selection screen and if the attorney filer is linked to the private case, the attorney user can file to the private case.

2.2 Attorney PACER Report Access to Private Cases

An update is included in PACER Report to allow attorneys who are accessing a PACER Report through ECF to query private cases in which they are active participants. Previously, an attorney was unable to view case information for private cases even though they were active participants. If the attorney is not an active participant in the case, the message, “Case Under Seal” will display to the attorney filer. Note, the attorney filer must be logged into ECF in order to query the docket report for a private case.

1.3 Document Access in Social Security and Immigration Cases

A new Judicial Conference policy exists that recommends only the PDF documents filed for orders, judgments, and opinions be accessible by electronic access in social security and immigration cases. The policy recommends all other filings should now restrict access to the PDF documents to only the attorneys who are associated to the case.

1.4 Attorney Docketing User Interface Change

The user interface screen for attorney docketing was slightly modified in the 2.0.2 release. The following changes were made:

- The pull-down menu item, “Docketing”, was changed to “File a Document”.
- The “Event Selection” label was changed to “File a Document”.
- The instructional text on the first docketing screen was changed to a larger font size.
- The instructional text on the left-hand side of the event category box was removed.
- The instructional text for the event selection was changed to “Select One”.
- The instructional text above the applied case box was changed to: “Uncheck boxes for each case in which this document should not be filed”.
- Changed the “Applied Case Selection” text to “Case Selection”.
- Changed the “Docket Event” button name to “Continue”.
- The Event Category and Event Selection frames were increased in size.

Attorney Interface Changes

Docketing Motion Filed

Docketing Reports Utilities Logout Help

File a Document

File a Document

Case: Enter case number as yy-nnnn (e.g., 05-2475)

Filed Date: 12/20/2007

- Docketing
- Calendaring
- Miscellaneous
- Motion-Response
- Opinion
- Party-Attorney
- Regression Test
- Test
- Court Test
- Motion
- Resp
- Unit Test
- Attorney Filing - Test

Select One

Motion Filed

Uncheck boxes for each case in which this document should not be filed.

Case Selection

Total: 0 Selected: 0

CM/ECF Appellate