



L FUNDS

Lifecycle Funds

Fund Information

As of December 31, 2008

Net Assets
\$19.0 billion

2008 Administrative Expenses

\$0.19 per \$1,000
account balance,
.019% (1.9 basis points)

Investment Objective

| Fund | Growth | Preservation of Assets |
|----------|---------------|------------------------|
| L 2040 | High | Very Low |
| L 2030 | High | Low |
| L 2020 | Moderate/High | Low |
| L 2010 | Moderate | Moderate |
| L Income | Low | High |

Time Horizons

(when you expect to need the money)

| Choose: | If your time horizon is: |
|----------|---------------------------|
| L 2040 | 2035 or later |
| L 2030 | 2025 through 2034 |
| L 2020 | 2015 through 2024 |
| L 2010 | 2009 through 2014 |
| L Income | Today and the near future |

Inception

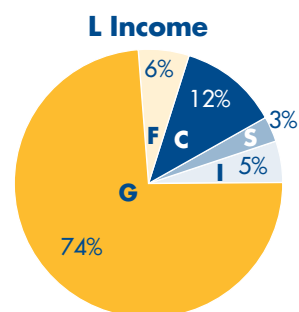
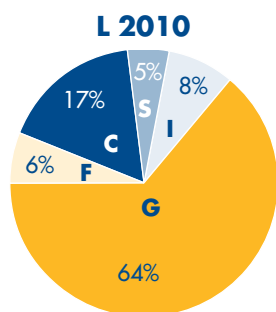
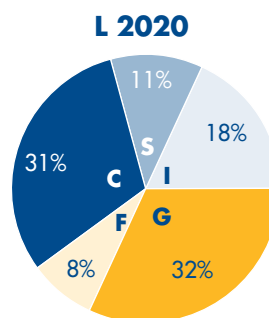
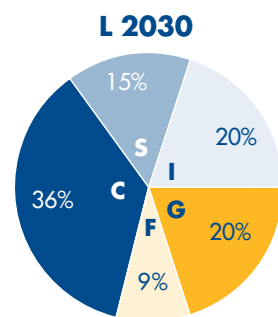
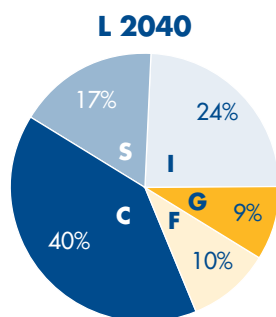
August 1, 2005

Key Features

- The L Funds diversify participant accounts among the G, F, C, S, and I Funds using professionally determined investment mixes (allocations) that are tailored to different time horizons. The L Funds are rebalanced to their target allocations each business day. The investment mix of each fund adjusts quarterly to more conservative investments as the fund's time horizon shortens.
- The objective of the L Funds is to provide the highest possible rate of return for the amount of risk taken.
- Investing in the L Funds is not a guarantee against loss and does not eliminate risk. The L Funds are subject to the risks inherent in the underlying funds, and can have periods of gain and loss.
- The L Funds' returns will be approximately equal to the weighted average of the G, F, C, S, and I Funds' returns. Earnings are calculated daily, and there is a daily share price for each L Fund.

Allocation Targets

as of January 1, 2009



L FUND FACTS

The L Funds are intended to meet the investment needs of TSP participants with time horizons that fall into five different date ranges, as shown on the front. The five L Funds were designed for the TSP by Mercer Investment Consulting, Inc. The asset allocations are based on Mercer's assumptions regarding future investment returns, inflation, economic growth, and interest rates. The TSP will review these assumptions at least annually and determine whether changes to the allocations are warranted.

L 2040, L 2030, L 2020, and L 2010 are for participants with time horizons that fall within the defined date ranges. The asset allocations of these funds are adjusted quarterly, moving to a more conservative mix, gradually approaching that of the L Income Fund. Between quarterly adjustments, the asset allocation of each fund is maintained through daily rebalancing to that fund's target allocation. When a fund reaches its horizon, it will roll into the L Income Fund, and a new fund will be added with a more distant time horizon. For example, in 2010, the L 2010 Fund will roll into the L Income Fund, and a new L 2050 Fund will be created.

The L Income Fund is designed to produce current income for participants who are already receiving money from their accounts through monthly payments and for participants who plan to withdraw or to begin withdrawing from their accounts in the near future. The asset allocation of the L Income Fund does not change over time; it is maintained through daily rebalancing.

The pie charts on the front show the 1/1/09 allocations of the L Income, L 2010, L 2020, L 2030, and L 2040 Funds in each of the five underlying TSP funds. The allocation to the G Fund, which has the least amount of risk, is largest in the L Income Fund, and becomes successively smaller with the more distant target dates. In contrast, the allocations to the F, C, S, and I Funds, which carry varying degrees of risk, but also the potential for higher returns, are largest in L 2040 and smallest in the L Income Fund.

The graph below depicts the expected return and risk associated with each of the five L Funds at inception. The expected returns are derived from Mercer's economic assumptions and are not guaranteed. Expected variability of the investment returns is a measure of risk in investing. For each risk level, there is one "optimal" asset allocation that provides the highest expected return. The collection of optimal asset allocations make up the "Efficient Frontier," which is shown by the curve. Asset allocations that are below the Efficient Frontier are less than optimal, because there is an asset allocation along the frontier that provides a higher return for the same level of risk, or lower risk for the same expected return. The five TSP L Funds have initial asset allocations that correspond to points shown on the Efficient Frontier. **Putting your entire TSP account into one of the L Funds allows you to achieve the best expected return for the amount of expected risk that is appropriate for your time horizon.**

Over time, the L Funds (except for the Income Fund) will "roll down" the Efficient Frontier. That means that, as their allocations are adjusted each quarter, the funds shift left on the line, becoming less risky, until they eventually merge into the L Income Fund.

The administrative expenses associated with the L Funds are those of the underlying G, F, C, S, and I Funds, calculated in proportion to their allocations in each L Fund. The L Funds do not have any additional charges. There are no restrictions on investing in the L Funds. You may invest any part of your TSP account in any L Fund, and even invest in more than one L Fund. **But it is recommended that you put your entire TSP account into just one L Fund—the one with the target date that is closest to your time horizon.**

Any other strategy may result in an asset allocation that is less than optimal (i.e., not on the Efficient Frontier), or which is not suited to your investment time horizon.

Remember, however, that risk and expected return are based on assumptions about future economic conditions and investment performance. There is no guaranteed rate of return for any period, either short-term or long-term.

Note: Participants' interfund transfer (IFT) requests redistribute their existing account balances among the TSP funds. For each calendar month, the *first two* IFTs can redistribute money among any or all of the TSP funds. After that, for the remainder of the month, IFTs can *only* move money into the G Fund. (For participants with both civilian and uniformed services accounts, this rule applies to each account separately.)

L Funds and the Efficient Frontier (At Inception)

