

SANDIA REPORT
SAND 2009-2525
Unclassified Unlimited Release
Printed May 2009



Site Environmental Report for 2008 Sandia National Laboratories, California



B.L. Larsen

Prepared by
Sandia National Laboratories
Livermore, California 94550

Sandia is a multiprogram laboratory operated by Sandia Corporation, a Lockheed Martin Company, for the United States Department of Energy's National Nuclear Security Administration under Contract DE-AC04-94AL85000.



Approved for public release; further dissemination unlimited.



Issued by Sandia National Laboratories, operated for the United States Department of Energy by Sandia Corporation.

NOTICE: This report was prepared as an account of work sponsored by an agency of the United States Government. Neither the United States Government, nor any agency thereof, nor any of their employees, nor any of their contractors, subcontractors, or their employees, make any warranty, express or implied, or assume any legal liability or responsibility for the accuracy, completeness, or usefulness of any information, apparatus, product, or process disclosed, or represent that its use would not infringe privately owned rights. Reference herein to any specific commercial product, process, or service by trade name, trademark, manufacturer, or otherwise, does not necessarily constitute or imply its endorsement, recommendation, or favoring by the United States Government, any agency thereof, or any of their contractors or subcontractors. The views and opinions expressed herein do not necessarily state or reflect those of the United States Government, any agency thereof, or any of their contractors.

Printed in the United States of America. This report has been reproduced directly from the best available copy.

Available to DOE and DOE contractors from
U.S. Department of Energy
Office of Scientific and Technical Information
P.O. Box 62
Oak Ridge, TN 37831

Telephone: (865) 576-8401
Facsimile: (865) 576-5728
E-Mail: reports@adonis.osti.gov
Online ordering: <http://www.doe.gov/bridge>

Available to the public from
U.S. Department of Commerce
National Technical Information Service
5285 Port Royal Road
Springfield, VA 22161

Telephone: (800) 553-6847
Facsimile: (703) 605-6900
E-Mail: orders@ntis.fedworld.gov
Online order: <http://www.ntis.gov/ordering.htm>



SAND 2009-2525
Unclassified Unlimited Release
Printed May 2009

Site Environmental Report for 2008 Sandia National Laboratories, California

Barbara L. Larsen
Environmental Management Department
Sandia National Laboratories, California
7011 East Avenue
Livermore, CA 94550

ABSTRACT

Sandia National Laboratories, California (SNL/CA) is a government-owned/contractor-operated laboratory. Sandia Corporation, a Lockheed Martin Company, operates the laboratory for the Department of Energy's National Nuclear Security Administration (NNSA). The NNSA Sandia Site Office oversees operations at the site, using Sandia Corporation as a management and operating contractor. This Site Environmental Report for 2008 was prepared in accordance with DOE Order 231.1A (DOE 2004a). The report provides a summary of environmental monitoring information and compliance activities that occurred at SNL/CA during calendar year 2008. General site and environmental program information is also included.

Acknowledgements

This report was prepared by the Sandia National Laboratories, California Environmental Management Department, and reviewed and approved by the Department of Energy, National Nuclear Security Administration, Sandia Site Office. The author acknowledges the following key contributors to the content, review, and production of this report.

Karen Agogino
Mark Brynildson
Laurie Farren
Leslee Gardizi
Janet Harris
Robert Holland
Jeff Irwin
Kristin Kerr
Gary Shamber

Additional information about this report can be obtained from:

Sandia National Laboratories, California
Public and Media Relations Office
P.O. Box 969
Livermore, CA 94551-0969
Attention: Mike Janes
Phone: (925) 294-2447
E-mail: mejanes@sandia.gov

Or

U.S. Department of Energy
National Nuclear Security Administration
Sandia Site Office
P.O. Box 5400
Albuquerque, NM 87185-5400
Attention: Karen Agogino
Phone: (505) 845-6100
E-mail: kagogino@doeal.gov

Contents

1	EXECUTIVE SUMMARY.....	12
1.1	OVERVIEW	12
1.2	ENVIRONMENTAL MANAGEMENT	12
1.3	PERFORMANCE MEASURES	12
1.4	ENVIRONMENTAL MONITORING.....	13
2	INTRODUCTION.....	14
2.1	HISTORY AND MISSION	14
2.2	LOCATION	14
2.3	SITE POPULATION	16
2.4	ENVIRONMENTAL SETTING	16
2.4.1	<i>Geology and Soils</i>	17
2.4.2	<i>Hydrology and Water Resources</i>	18
2.4.3	<i>Climate and Meteorology</i>	19
2.4.4	<i>Ecology</i>	20
3	COMPLIANCE SUMMARY.....	22
3.1	DOE ORDER 450.1A	22
3.2	DOE ORDER 430.2B	22
3.3	EXECUTIVE ORDER 13423.....	22
3.4	NATIONAL ENVIRONMENTAL POLICY ACT.....	23
3.5	AIR QUALITY	23
3.5.1	<i>Clean Air Act</i>	23
3.5.2	<i>Radionuclide Emissions</i>	24
3.6	NATURAL AND CULTURAL RESOURCES	24
3.6.1	<i>Endangered Species Act</i>	24
3.6.2	<i>Interim Protections for California Red-legged Frogs</i>	25
3.6.3	<i>Migratory Bird Treaty Act</i>	25
3.6.4	<i>Floodplain Management</i>	26
3.6.5	<i>Protection of Wetlands</i>	26
3.6.6	<i>National Historic Preservation Act</i>	26
3.7	ENVIRONMENTAL RESTORATION	27
3.7.1	<i>Comprehensive Environmental Response, Compensation, and Liability Act</i>	27
3.7.2	<i>Site Clean-up Orders</i>	27
3.8	HAZARDOUS MATERIALS	28
3.8.1	<i>Emergency Planning and Community Right-to-Know Act</i>	28
3.8.2	<i>California Hazardous Materials Release Response Plans and Inventory Law</i>	28
3.8.3	<i>Underground Storage Tanks</i>	28
3.8.4	<i>Toxic Substances Control Act</i>	28
3.8.5	<i>Federal Insecticide, Fungicide, and Rodenticide Act</i>	29
3.9	POLLUTION PREVENTION AND WASTE MINIMIZATION	29
3.9.1	<i>Pollution Prevention Requirements of DOE Order 450.1A</i>	30
3.9.2	<i>Hazardous Waste Source Reduction and Management Review Act</i>	30
3.9.3	<i>Pollution Prevention Act</i>	31
3.10	HAZARDOUS WASTE	31
3.10.1	<i>Federal Facility Compliance Act</i>	31
3.10.2	<i>Resource Conservation and Recovery Act</i>	31
3.10.3	<i>California Hazardous Waste Control Law</i>	32
3.10.4	<i>Medical Waste Management Act</i>	32
3.11	RADIATION PROTECTION.....	32
3.11.1	<i>Atomic Energy Act</i>	32
3.11.2	<i>DOE Order 435.1, Radioactive Waste Management</i>	33
3.11.3	<i>DOE Order 5400.5, Radiation Protection of the Public and the Environment</i>	33

3.12	WATER QUALITY AND PROTECTION.....	34
3.12.1	<i>Clean Water Act</i>	34
3.13	AUDITS, ASSESSMENTS, AND INSPECTIONS	36
3.14	ENVIRONMENTAL OCCURRENCES	36
3.15	PERMITS	37
4	ENVIRONMENTAL MANAGEMENT	39
4.1	EMS ELEMENTS.....	40
4.2	ENVIRONMENTAL PERFORMANCE	42
4.3	FUNCTIONAL ENVIRONMENTAL PROGRAM HIGHLIGHTS.....	57
4.3.1	<i>Air Quality Program</i>	57
4.3.2	<i>Environmental Monitoring Program</i>	58
4.3.3	<i>Environmental Planning and Ecology Program</i>	58
4.3.4	<i>Hazardous Materials Management Program</i>	60
4.3.5	<i>Pollution Prevention and Waste Minimization Program</i>	60
4.3.6	<i>Waste Management Program</i>	61
5	ENVIRONMENTAL MONITORING.....	62
5.1	STORM WATER.....	62
5.2	WASTEWATER.....	64
5.2.1	<i>Sewer Outfall</i>	65
5.2.2	<i>Liquid Effluent Control System</i>	66
5.2.3	<i>Categorical Processes</i>	67
5.3	GROUNDWATER	68
5.4	BIOLOGICAL DOSE ASSESSMENT.....	71
5.5	RADIATION MONITORING.....	71
6	QUALITY ASSURANCE.....	74
6.1	ENVIRONMENTAL MONITORING QUALITY ASSURANCE	74
6.2	ENVIRONMENTAL SAMPLING	74
6.3	SAMPLE ANALYSES	75
6.3.1	<i>Accredited Laboratory</i>	75
6.3.2	<i>SNL/CA Health Physics Laboratory</i>	75
6.3.3	<i>SNL/NM Health Instrumentation Laboratory</i>	75
6.4	DATA VERIFICATION AND VALIDATION	75
6.4.1	<i>Quality Control Samples</i>	75
6.4.2	<i>Statistical Analyses</i>	76
7	REFERENCES.....	78
8	GLOSSARY.....	83
9	GROUNDWATER ANALYTICAL RESULTS AND WELL COMPLETION DATA.....	85
10	DISTRIBUTION LIST	91

Tables

Table 3-1 Status of EPCRA Reporting at SNL/CA, 2008.....	28
Table 3-2 Order 5400.5 Compliance Summary, 2008.....	33
Table 3-3 Wastewater Discharge Permit Exceedances at Sanitary Sewer Outfall, 2008	35
Table 3-4 SNL/CA Audits, Assessments, and Inspections, 2008.....	36
Table 3-5 SNL/CA Environmental Permits and Orders, 2008	37
Table 4-1 Elements of the SNL/CA EMS Program.....	40
Table 4-2 2007 Emission Inventory (tons/yr).....	48
Table 4-3 Comparison of 2008 Operations with SWEA Envelope	59
Table 5-1 Summary of Analytical Results for Storm Water, 2007/2008 Wet Season.....	64
Table 5-2 Sewer Outfall Sampling Schedule, 2008.....	65
Table 5-3 Weekly Composite Sewer Outfall Monitoring Results – Physical Parameters and Metals, 2008.....	66
Table 5-4 Monitoring for Semiconductor Manufacturing Categorical Process, 2008.....	67
Table 5-5 Groundwater Sampling Schedule, 2008.....	69
Table 5-6 Summary of Groundwater Analyses at Navy Landfill, 2008	69
Table 5-7 Summary of Groundwater Analyses at Arroyo Seco Wells, 2008	70
Table 6-1 Summary of Statistical Analyses, 2008.....	77
Table 9-1 Results of Quarterly Groundwater Analyses at SNL/CA, 2008	86
Table 9-2 Well Depth and Screen Period Interval	90

Figures

Figure 2-1 Regional Location Map.....	15
Figure 2-2 SNL/CA Site Map.....	16
Figure 2-3 SNL/CA Topography.....	17
Figure 2-4 Regional Earthquake Faults	18
Figure 2-5 Habitat at SNL/CA.....	20
Figure 4-1 Measurement of Excellence in Environmental Management.....	43
Figure 4-2 Weekly Composite Copper Concentrations in Wastewater	44
Figure 4-3 Weekly Composite Zinc Concentrations in Wastewater.....	45
Figure 4-4 Annual Wastewater Discharges	45
Figure 4-5 Constituents in Storm Water, 2007/2008 Rainy Season	46
Figure 4-6 Number of Vehicle Fill-ups on STA Days.....	47
Figure 4-7 Procurement of Environmentally Friendly Products.....	49
Figure 4-8 Plant Survival Rate for Arroyo Seco Improvements.....	50
Figure 4-9 SNL/CA Hazardous Material Inventory	51
Figure 4-10 SNL/CA Gas Cylinder Reduction Campaign.....	52
Figure 4-11 Hazardous Waste Generated at SNL/CA	52
Figure 4-12 Radioactive Waste Generated at SNL/CA	53
Figure 4-13 SNL/CA Landfill Waste.....	54
Figure 4-14 Recycled Scrap Metal, Paper, and Wood.....	54
Figure 4-15 Recycled Cardboard and Electronics	55
Figure 4-16 Small Quantity Recyclables	55
Figure 4-17 SNL/CA Energy Consumption	56
Figure 4-18 Water Consumption at SNL/CA	57
Figure 5-1 Storm Water Sampling Locations	63
Figure 5-2 Groundwater Monitoring Well Locations	68
Figure 5-3 Dosimeter Locations at SNL/CA and Around Site Perimeter.....	72
Figure 5-4 Dosimeter Locations in Livermore Valley.....	73

Preface

Each year, Sandia National Laboratories, California (SNL/CA) prepares a summary report to provide environmental information to the local community, pursuant to the requirements of Department of Energy Order 231.1A. The Site Environmental Report for 2008 summarizes SNL/CA's compliance with environmental requirements, presents the results of monitoring and surveillance activities, and provides an update of site environmental programs.

The Site Environmental Report for 2008 was prepared for ease in readability. Each chapter focuses on a specific topic or area. Reference to other sections and chapters is made throughout the report to avoid redundancy. Detailed data is provided only when necessary to improve the presentation of information and the quality of the document. Acronyms are defined within each chapter as well as listed at the beginning of the report. References are compiled into one list and presented at the end of the document.

Acronyms and Abbreviations

ALARA	as low as reasonably achievable
BAAQMD	Bay Area Air Quality Management District
CCR	California Code of Regulations
CARB	California Air Resources Board
CEARP	Comprehensive Environmental Assessment and Response Program
CERCLA	Comprehensive Environmental Response, Compensation, and Liability Act
CFR	Code of Federal Regulations
CO	carbon monoxide
CRMP	Cultural Resource Management Plan
DOE	Department of Energy
DTSC	Department of Toxic Substances Control (California)
EMS	environmental management system
EO	executive order
EPA	Environmental Protection Agency
EPCRA	Emergency Planning and Community Right-to-Know Act
FIFRA	Federal Insecticide, Fungicide, and Rodenticide Act
FONSI	Finding of No Significant Impact
General Permit	State of California, NPDES General Permit for Storm Water Discharge Associated with Industrial Activities
ISO	International Standards Organization
kg	kilogram
kg/yr	kilogram per year
LECS	liquid effluent control system
LLNL	Lawrence Livermore National Laboratory
MCLs	maximum contaminant levels
mg/L	milligrams per liter
mrem	millirem
MS4	California Small Municipal Separate Storm Sewer System
MSDS	material safety data sheet
mSv	milliSievert
ND	non-detectable
NEPA	National Environmental Policy Act
NESHAPs	National Emission Standards for Hazardous Air Pollutants
NFPA	National Fire Protection Association

NNSA	National Nuclear Security Administration
NNSA/SSO	National Nuclear Security Administration, Sandia Site Office
NO _x	nitrogen oxides
NPDES	national pollutant discharge elimination system
O&G	oil and grease
PCB	polychlorinated biphenyl
pCi/L	picocuries per liter
PM ₁₀	respirable particulate matter
POTW	publicly owned treatment works
PP/WM	Pollution Prevention and Waste Minimization
QAPP	quality assurance program plan
RCRA	Resource Conservation and Recovery Act
ROG	reactive organic gases
RWQCB	Regional Water Quality Control Board (California)
SARA Title III	Superfund Amendments and Reauthorization Act of 1986, Title III
SHPO	State Historic Preservation Officer
SNL	Sandia National Laboratories
SNL/CA	Sandia National Laboratories, California
SNL/NM	Sandia National Laboratories, New Mexico
STA	Spare-the-Air
SWEA	site-wide environmental assessment
TPHD	total petroleum hydrocarbons diesel
TSCA	Toxic Substances Control Act
TSS	total suspended solids
µg/L	micrograms per liter
µmhos/cm	micromhos per centimeter
U.S.	United States
USC	United States Code
USFWS	United States Fish and Wildlife Service
UST	underground storage tank

1 Executive Summary

1.1 Overview

Sandia National Laboratories is one of three national laboratories supporting the United States Department of Energy (DOE) statutory responsibilities for nuclear weapon research and design, development of energy technologies, and basic scientific research. Sandia has facilities in New Mexico, California, Nevada, and Hawaii. Sandia National Laboratories, California (SNL/CA) is a multi-program engineering and science laboratory supporting the nuclear weapons stockpile program, energy and environment research, homeland security, micro- and nano-technologies, and basic science and engineering research.

The Site Environmental Report provides a summary of environmental management performance and compliance efforts at SNL/CA for calendar year 2008. The document also satisfies the DOE requirement for preparation of an annual environmental report, one of the required reports listed in *DOE Order 231.1A, Environment, Safety, and Health Reporting* (DOE 2004a).

The Site Environmental Report is divided into ten chapters. Chapter 1, the Executive Summary, highlights compliance and monitoring results obtained in 2008. Chapter 2 provides a brief introduction to SNL/CA and the existing environment found on site. Chapter 3 summarizes SNL/CA's compliance activities with the major environmental requirements applicable to site operations. Chapter 4 presents information on environmental management, performance measures, and environmental programs. Chapter 5 presents the results of monitoring and surveillance activities in 2008. Chapter 6 discusses quality assurance. Chapters 7 through 9 provide supporting information for the report and Chapter 10 is the report distribution list.

1.2 Environmental Management

Sandia maintains a comprehensive environmental management system (EMS) that incorporates environmental stewardship, compliance, and a process of continual improvement. SNL/CA's program conforms to the international standard for EMS, ISO 14001 (ISO 2004), obtaining certification on September 25, 2006. SNL/CA is also a member of the National Environmental Performance Track Program (February 2008) and a Waste Wise Partner (April 2008), programs sponsored by the Environmental Protection Agency. Additional information on environmental management is presented in Chapter 4.

1.3 Performance Measures

SNL/CA measures environmental performance as progress towards achieving EMS objectives and contract performance measures established jointly between Sandia and the DOE National Nuclear Security Administration, Sandia Site Office (NNSA/SSO). During 2008, SNL/CA measured performance in achieving 16 EMS objectives and one NNSA/SSO

performance measure. SNL/CA received ten notices of violation in 2008 for exceedances of copper and zinc¹ in the wastewater stream. Section 3.13 presents the details of these violations. Section 4.2 provides additional information about SNL/CA's environmental performance in 2008.

1.4 Environmental Monitoring

SNL/CA monitors storm water, wastewater, groundwater, and direct (ambient) radiation. The results of monitoring show that no pollutants were detected in storm water runoff at levels that are a cause for concern. SNL/CA experienced a series of exceedances of the wastewater discharge limit at the sewer outfall during 2008, primarily for copper. SNL/CA continued to see carbon tetrachloride in groundwater at the Navy Landfill in 2008 with a concentration similar to that detected in past years. Wells at the Fuel Oil Spill site had insufficient water to sample during 2008; consequently, no samples were collected. Monitoring data indicate that SNL/CA is not contributing significantly to the external radiation dose in the area. The average annual gamma radiation dose from all sources including background radiation at the site perimeter was 59.2 mrem (0.59 mSv), which is within the dose range measured over the last fifteen years. The measured background for this area is approximately 56 mrem (0.56 mSv). The difference between the two values is not statistically significant. Additional information about environmental monitoring at SNL/CA is provided in Chapter 5.

¹ Eight of the ten exceedances in the wastewater stream were copper, one was zinc, and one was copper and zinc.

2 Introduction

2.1 History and Mission

Sandia National Laboratories, California (SNL/CA) was established in 1956 by Sandia Corporation to provide a closer relationship with Lawrence Livermore National Laboratory (LLNL) and their nuclear weapons design work. The SNL/CA facility evolved into an engineering research and development laboratory by the early 1960s, and into a multi-program engineering and science laboratory during the 1970s. As international arms control efforts increased in the late 1970s and throughout the 1980s, the United States emphasized treaty monitoring, safety, security, and control of the national nuclear weapons stockpile. With the end of the Cold War in the late 1980s, the role of SNL/CA to support stockpile stewardship ensuring nonproliferation and continued safety, security, and reliability, took on greater importance.

Research Activities at SNL/CA

- Science-based performance and reliability testing and computer-based modeling of nuclear weapon components
- Development, design, and testing of nonnuclear components for nuclear weapon systems
- Development and testing of materials and diagnostic equipment in support of defense programs, homeland security, and basic science and engineering
- Energy and environmental research
- Research and development of microelectronics, microsystems, and nanotechnologies

SNL/CA has provided distinguished service to the nation for over 50 years through engineering support and systems integration for nuclear weapons and related national security research and development efforts. Our programs support four key areas – the national nuclear deterrence policy and stockpile security, nonproliferation and materials control, energy and critical infrastructure, and emerging threats. SNL/CA is committed to collaborative research and development with industry and universities, resulting in new and enhanced technologies that have both commercial and national security benefits.

SNL/CA is a government owned/contractor operated laboratory. The site, the buildings, and the equipment are owned by the government; while Sandia Corporation, a Lockheed Martin Company, operates the laboratory for the Department of Energy's National Nuclear Security Administration (NNSA). The NNSA/Sandia Site Office (NNSA/SSO) oversees the operations at the site, using Sandia Corporation as a management and operating contractor.

2.2 Location

SNL/CA is located approximately 40 miles east of San Francisco, near the City of Livermore in eastern Alameda County. The site lies at the western base of the Altamont Hills on relatively flat terrain with low relief sloping gently northwest and north. Figure 2-1 shows the regional location of the site.

SNL/CA occupies 410 acres. The main campus (134 acres) is surrounded by the remaining undeveloped SNL/CA land (276 acres) on the east, south, and west (Figure 2-2, Site Map). To the north of SNL/CA are East Avenue and LLNL. Land use to the east and south of the site is agricultural and low-density residential. A residential development is located along the western boundary of the site.



Figure 2-1 Regional Location Map

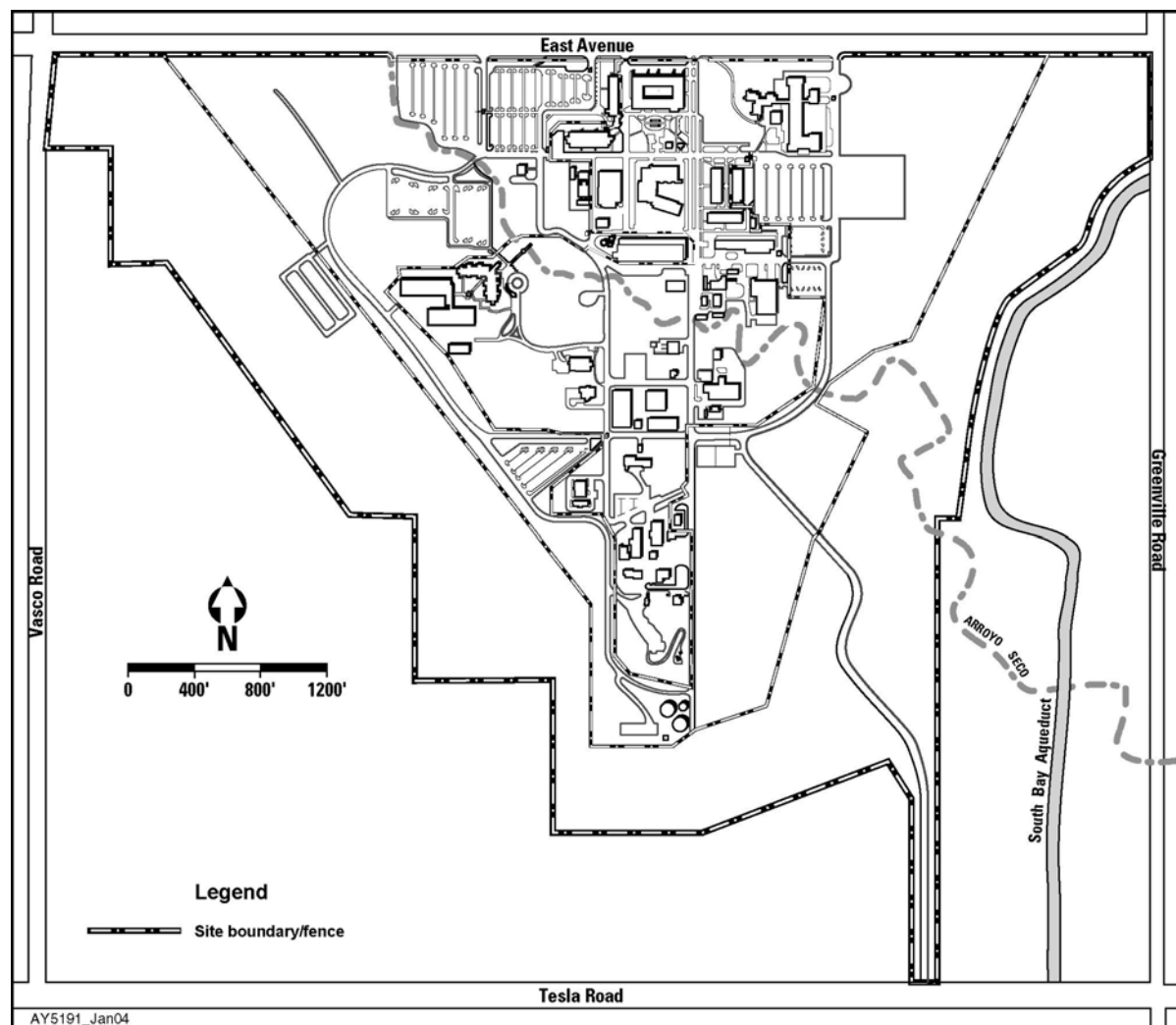


Figure 2-2 SNL/CA Site Map

2.3 Site Population

The SNL/CA workforce is comprised of Sandia employees (full and part-time staff, student interns, and post-doctoral appointees) and contracted staff. In December 2008, there were 972 Sandia employees working at SNL/CA, an increase of 40 from 2007. Eighty-four percent of Sandia employees live in Alameda, Contra Costa, and San Joaquin counties. Thirty-six percent live in Livermore. The contracted workforce fluctuates throughout the year depending on program staffing needs. An estimate of contracted staff is not available.

2.4 Environmental Setting

The following summarizes the environmental setting at SNL/CA. Additional information can be found in the *Final Site-wide Environmental Assessment of the Sandia National Laboratories/California* (DOE 2003a).

2.4.1 Geology and Soils

SNL/CA is located in the California Coast Ranges geologic province in the southeastern portion of the Livermore Valley. The valley forms an irregularly shaped lowland area about 16 miles long, east to west, and 7 to 10 miles wide, north to south. The land at SNL/CA slopes gently to the northwest and north, with steep terrain in the southern portion of the site and along the banks of Arroyo Seco. The site ranges in elevation from 615 feet above mean sea level at the northwest corner of the property to 849 feet at the southern end. Site topography is depicted on Figure 2-3.

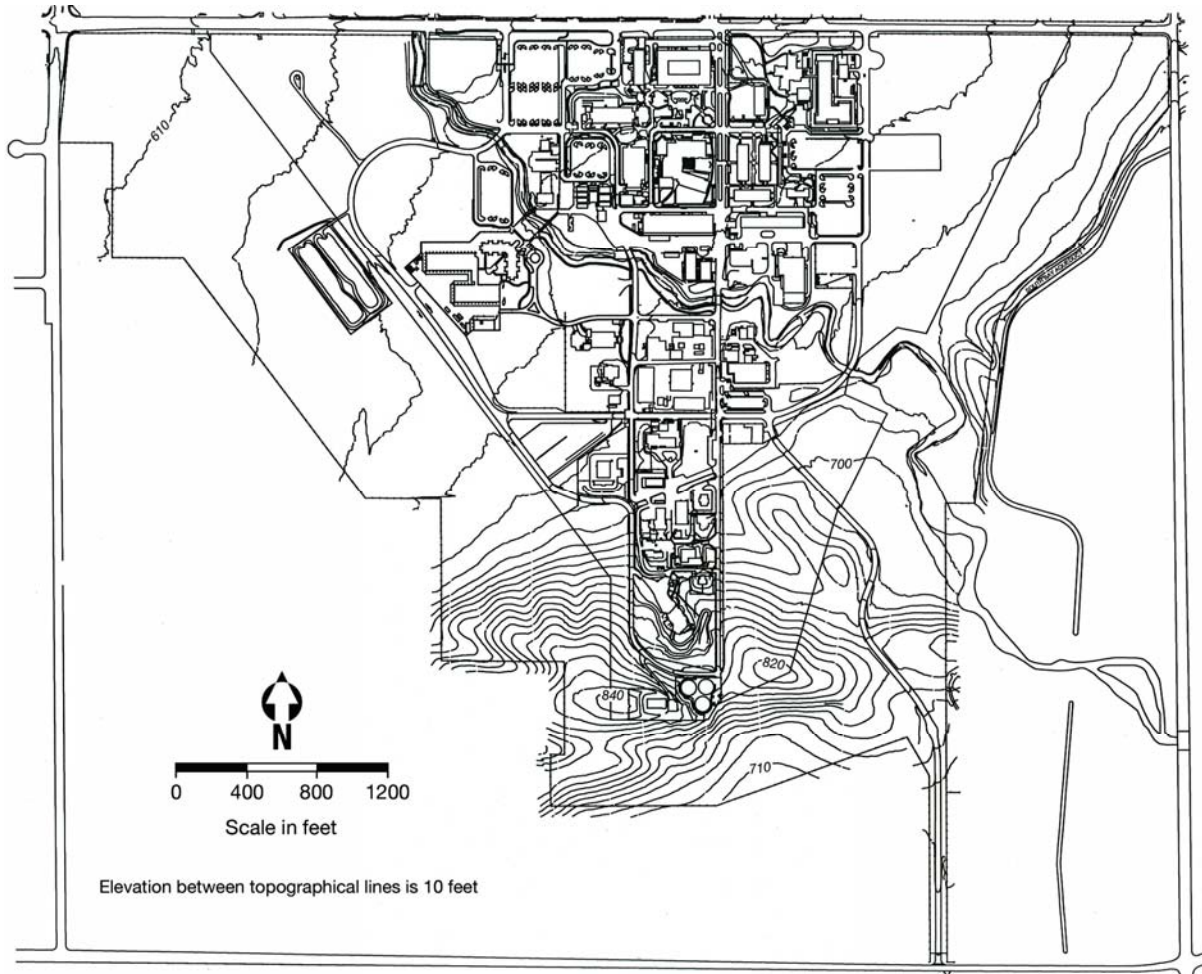


Figure 2-3 SNL/CA Topography

SNL/CA is located in a seismically active region. The major fault systems in the area are the San Andreas Fault system and the much older Coast Range thrust fault system. The upper plate of the Coast Range thrust formed the northwest trending Coast Range, including the Altamont Hills. Any seismic activity in the Livermore Valley would probably result from movement on the San Andreas Fault, a right-lateral strike-slip fault system trending northwest-southeast, extending from Point Arena to the Gulf of California. The regional faults closest to SNL/CA, the Hayward, Calaveras, Greenville, and Tesla faults follow this trend, and have been seismically active in the historic past. A magnitude 5.8 earthquake on

the Greenville fault in 1980 caused minor damage at SNL/CA and in the Livermore Valley. The Las Positas fault crossing SNL/CA is a transverse fault, at right angles to the Greenville fault, and was active during this earthquake. The Verona fault is a low angle thrust fault, dissimilar to the regional faulting, and probably not connecting with either the Calaveras or Las Positas faults. Only microseismicity was recorded on the Verona fault in 1980. These faults are shown on Figure 2-4.

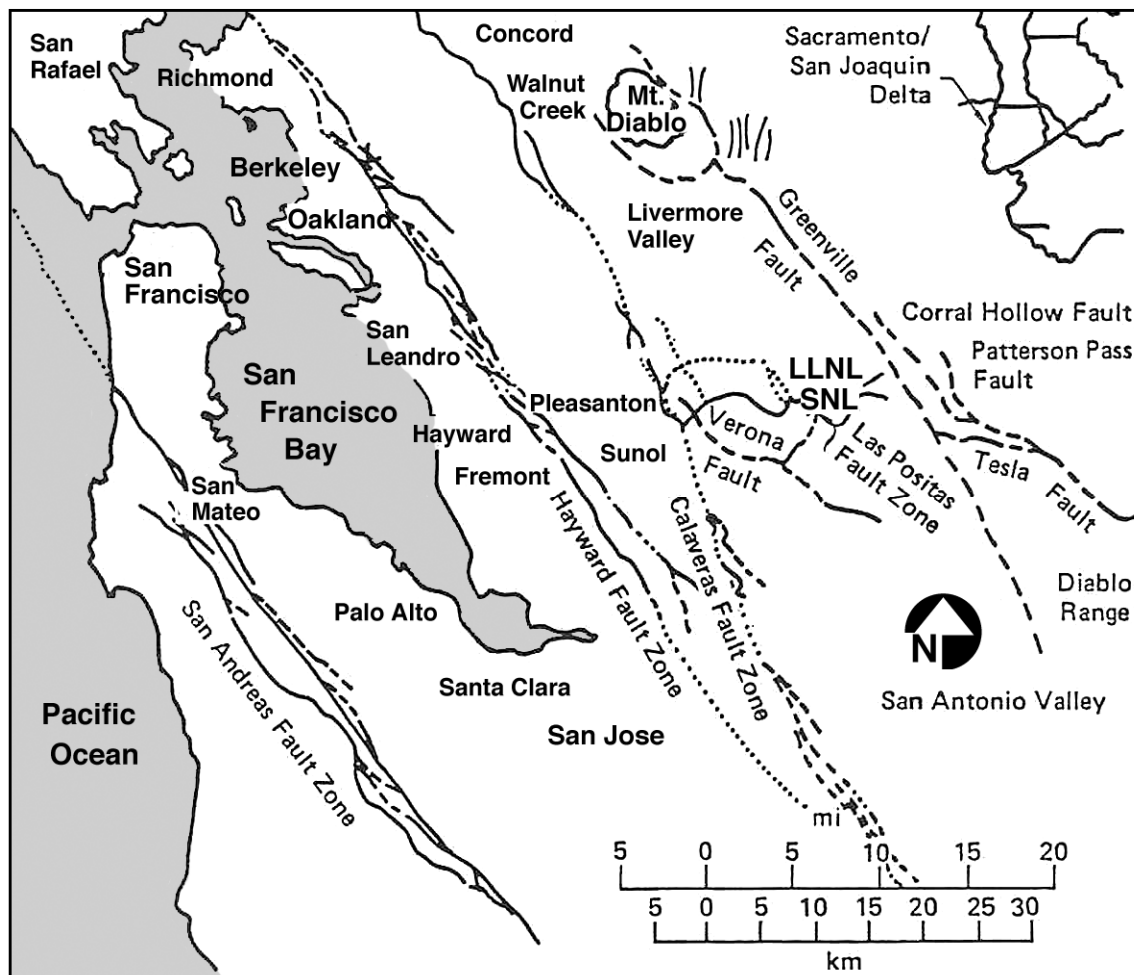


Figure 2-4 Regional Earthquake Faults

Surface soils and arroyo sediments cover the SNL/CA site. Underlying soils at the site are formed primarily upon sediments deposited by local streams. Three soils cover most of SNL/CA: Rincon clay loam, Positas gravelly loam, and Livermore gravelly loam. There are no known mineral resources or fossil occurrences at the site.

2.4.2 Hydrology and Water Resources

Groundwater in the SNL/CA area occurs within saturated unconsolidated geologic material. Depth to groundwater varies from less than 20 feet on the eastern portion of the site to 126 feet on the west side of the site. Water bearing-units beneath the site are composed of shallow heterogeneous, unconsolidated alluvium and deep fluvial and lacustrine sediments.

Groundwater near SNL/CA is generally suitable for use as domestic, municipal, agricultural, and industrial supply. However, some shallower groundwater may be of marginal quality and not suitable for industrial or agricultural purposes. Groundwater less than 300 feet deep is usually unsuitable for domestic use without treatment.

SNL/CA purchases potable water from LLNL, which is supplied by the San Francisco Water District through the Hetch Hetchy Aqueduct. Additionally, the Alameda County Flood Control and Water Conservation District, Zone 7, supplements this primary water source as needed. SNL/CA's water use is metered by LLNL as it enters the site. In calendar year 2008, SNL/CA used 64.91 million gallons of water, a decrease of approximately 6.87 million gallons from water used in 2007. (See discussion in Section 4.2). The site discharged approximately 7.65 million gallons of wastewater during the year. Water loss, or the difference between water use and wastewater discharge, is attributed to irrigation, cooling towers, water tank releases, evaporative losses, eyewash and safety shower testing, and fire system testing.

There are no perennial streams or natural surface water bodies at SNL/CA. The Arroyo Seco, an ephemeral and intermittent stream, diagonally traverses the site from southeast to northwest. The arroyo typically flows only in very wet years, and for short periods of time during heavy storms. A seasonal wetland that is wet well into June, and sometimes July, is located in the streambed along the eastern part of the arroyo. Storm water runoff at SNL/CA is conveyed to Arroyo Seco through a system of storm drains and channels. The Arroyo Seco and seasonal wetland are shown on Figure 2-5.

2.4.3 Climate and Meteorology

The climate at SNL/CA is typical of the Mediterranean conditions in the San Francisco Bay region where cool, wet winters and hot, dry summers are normal. In the summer, inland valleys, such as the Livermore Valley, generally experience more sunshine and higher temperatures than the coastal areas. In the winter, temperatures in the valley are usually cooler than at the coast.

Annual meteorological data for 2008 was obtained from the LLNL meteorological tower.² The annual rainfall for 2008 was 9.15 inches (LLNL 2009). Temperatures in 2008 ranged from 30 to 107° Fahrenheit. Average annual rainfall in the Livermore area over the last five years was 12.27 inches (LLNL 2009). The windiest months in the area occur in the spring and summer, and are dominated by westerly sea breezes. The winds during the fall and winter are typically lighter and more varied in direction.

² The SNL/CA meteorological tower does not collect accurate rainfall data; therefore, this report presents data from the LLNL tower.

2.4.4 Ecology

Plant Species

The plant community at SNL/CA is typical of the surrounding region, consisting primarily of grassland. Localized areas of coyote brush scrub, willow riparian woodland, and wetland habitat are also present. Areas developed and disturbed by Sandia operations constitute an additional habitat type, designated altered habitat. Habitat types are depicted on Figure 2-5. No threatened, endangered, proposed, or candidate plant species are present onsite.

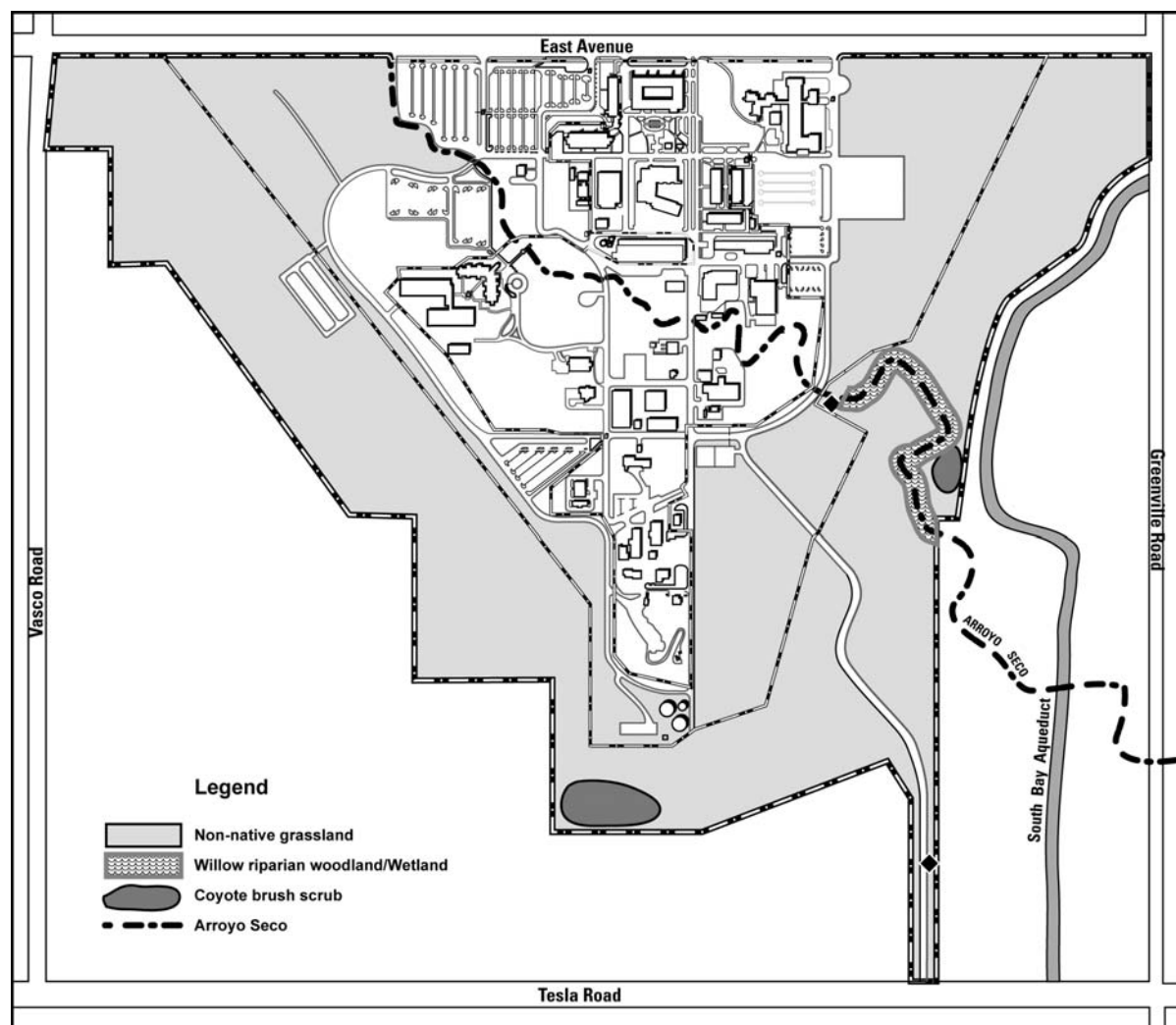


Figure 2-5 Habitat at SNL/CA

Wildlife Species

A variety of wildlife species live and forage at SNL/CA. During 2008, SNL/CA identified 71 bird species, 3 amphibians, 3 reptiles, and 22 mammal species on site. SNL/CA is located within the range of the mountain lion (*Puma concolor*), a “specially protected mammal”

under California law. Several sightings of a mountain lion were reported at SNL/CA in 2008. Passive monitoring at the site for visiting mountain lions is ongoing.

SNL/CA provides habitat (or potential habitat) for two threatened wildlife species, the California red-legged frog (*Rana aurora draytonii*) and the California tiger salamander (*Ambystoma californiense*). The most recent confirmed observation of a tiger salamander at SNL/CA was on December 13, 2007, when an adult salamander was found within the developed area of the site. The first confirmed observation of California red-legged frogs at SNL/CA occurred in April 2004 when several individuals were found on the eastern portion of the site in shallow water contained within Arroyo Seco. California red-legged frogs were observed during 2005 and 2006, but not in 2007 or 2008. Shallow pools of water typically observed in Arroyo Seco were dry by mid-May, likely resulting in the absence of red-legged frogs at SNL/CA over the last two years.



Numerous bird species nest or forage on site, most of which are protected under the Migratory Bird Treaty Act. Several birds are also Federal and/or state special concern species or fully protected in California. These include the Cooper's hawk (*Accipiter cooperii*), Ferruginous hawk (*Buteo regalis*), Prairie falcon (*Falco mexicanus*), Sharp-shinned hawk (*Accipiter striatus*), Song sparrow (*Melospiza melodia*), Spotted towhee (*Pipilo maculatus*), Yellow warbler (*Dendroica petechia*), White-tailed kite (*Elanus leucurus*), Golden eagle (*Aquila chrysaetos*), and Loggerhead shrike (*Lanius ludovicianus*). Of these special concern species, the Loggerhead shrike was the only one nesting at SNL/CA in 2008.

3 Compliance Summary

Sandia National Laboratories, California (SNL/CA) operates in compliance with the letter and spirit of applicable federal, state, and local environmental laws and regulations. Additionally, as a Department of Energy (DOE) facility, the site is subject to DOE directives (DOE orders), and to presidential executive orders. This chapter provides a summary of SNL/CA compliance with major environmental requirements for calendar year 2008.

3.1 DOE Order 450.1A

DOE Order 450.1A, Environmental Protection Program (DOE 2008b) outlines the basic strategy for environmental compliance at DOE facilities, including SNL/CA. The objectives of Order 450.1A are to implement sound environmental stewardship practices, and to meet or exceed compliance with environmental, public health, and resource protection laws, regulations, and DOE requirements (DOE 2008b). The order requires DOE sites to meet these objectives through an environmental management system (EMS) that integrates environment, safety, and health into work planning and execution.

Sandia implemented its EMS in December 2005, the DOE established deadline. In 2006, SNL/CA upgraded the EMS Program to conform to the international standard for EMS, ISO 14001:2004, and received third-party certification to the standard. In 2008, SNL/CA successfully completed two surveillance audits to retain ISO 14001 certification. Chapter 4 provides additional information on SNL/CA's EMS program.

3.2 DOE Order 430.2B

DOE Order 430.2B, Departmental Energy, Renewable Energy and Transportation Management (DOE 2008a) identifies requirements and responsibilities for efficient and effective management of energy, water, and vehicle fleets at DOE facilities. Order 430.2B requires DOE sites to incorporate objectives and targets into their EMS programs that contribute to achieving sustainable goals for energy, water, and fleet management.

SNL/CA's EMS Program includes objectives for energy use, water use, and general transportation. Site-specific, long-term targets have been established for the water use and general transportation objectives. Energy targets are identified in the corporate EMS Program for implementation across all Sandia sites. Chapter 4 provides additional information on EMS metrics related to energy, water, and transportation.

3.3 Executive Order 13423

Issued in January 2007, *Executive Order 13423, Strengthening Federal Environmental, Energy, and Transportation Management (EO 13423)* sets goals in the areas of energy efficiency, acquisition, renewable energy, toxics reductions, recycling, sustainable buildings, electronics stewardship, fleets, and water conservation. EO 13423 also requires more

widespread use of environmental management systems as the framework in which to manage and continually improve these sustainable practices. EO 13423 incorporates the requirements of and cancels Executive Orders 13101, 13123, 13134, 13148, and 13149. The requirements of EO 13423 are implemented through DOE Order 450.1A and DOE Order 430.2B. SNL/CA established new EMS objectives and targets starting in fiscal year 2008 to support the requirements of the executive order.

3.4 National Environmental Policy Act

The National Environmental Policy Act (NEPA) (42 USC § 4321) is the basic national charter for protection of the environment. It requires all federal agencies to evaluate the affects of major federal actions on the human environment, including the physical, socioeconomic, and cultural environments. NEPA review of DOE actions is conducted in accordance with *DOE NEPA Implementing Procedures* (10 CFR 1021). Under these procedures, DOE may prepare a programmatic (including site-wide) document at any time to further the purposes of NEPA. In 2003, DOE's National Nuclear Security Administration/Sandia Site Office (NNSA/SSO) issued a site-wide environmental assessment (SWEA) for continued operations at SNL/CA (DOE 2003a) and a Finding of No Significant Impact (FONSI) on March 20, 2003 (DOE 2003b). The SWEA evaluates the impacts of site operations over the next ten years, and the FONSI concludes that continuation of site operations is not a major federal action significantly affecting the quality of the human environment.

SNL/CA supports compliance with NEPA and DOE's NEPA Implementing Procedures by reviewing all new projects and programs or changes to existing projects and programs to ensure that they fit within the bounds of existing NEPA documents and impact analyses for the site. The SNL/CA NEPA review process is documented in an administrative procedure (SNL/CA 2008a) that is reviewed and updated every three years, or as needed. During fiscal year 2008, 125 projects underwent NEPA review. None of these projects required preparation of an environmental assessment or environmental impact statement.

3.5 Air Quality

3.5.1 Clean Air Act

The Clean Air Act (42 USC § 7401) is the federal statute that forms the basis for the national air pollution control effort. It authorizes the Environmental Protection Agency (EPA) to promulgate air quality regulations and establishes national ambient air quality standards for criteria pollutants. Authority to implement the requirements of the Clean Air Act is provided to each state that has an EPA approved State Implementation Plan. The State Implementation Plan for California describes how National Ambient Air Quality Standards will be obtained in each air district. Each district establishes and enforces air pollution regulations to attain and maintain state and federal ambient air quality standards. The Bay Area Air Quality Management District (BAAQMD) is the regulating authority for controlling air pollution from stationary sources at SNL/CA. The California Air Resources Board (CARB) is

responsible for ensuring that federal and state standards are met for mobile and small “area” sources of air pollution.

SNL/CA does not have any major sources of air pollutants (as defined in 40 CFR Part 70.2) present on site. SNL/CA works with the BAAQMD and CARB to permit or register all regulated emission sources. For the 2007/2008 permit period³, SNL/CA had 15 permitted emission sources. The number of permits remained at 15 for the 2008/2009 permit period. Table 3-5 (Section 3.15) provides a list of the permitted sources.

3.5.2 Radionuclide Emissions

The *National Emissions Standards for Hazardous Air Pollutants, Subpart H – National Emission Standards for Emissions of Radionuclides Other Than Radon From Department of Energy Facilities* (NESHAPs) (40 CFR Part 61) establishes radiation protection standards, monitoring requirements, and annual reporting of radionuclide air emissions. Additional requirements pertaining to radionuclide emissions are contained in *DOE Order 450.1A, Environmental Protection Program* (DOE 2008b), and *DOE Order 5400.5, Radiation Protection of the Public and the Environment* (DOE 1993).

SNL/CA does not currently have any radionuclide emission sources that are subject to the monitoring requirements of 40 CFR Part 61. To comply with national emission standards, SNL/CA evaluates individual projects with the potential to release radionuclide emissions to determine the worst-case dose to the public. Additionally, dose calculations are compared to the requirements to determine the need for annual monitoring. During 2008, there were no projects with the potential to produce radionuclides; consequently, SNL/CA did not complete any NESHAPs evaluations.

3.6 Natural and Cultural Resources

3.6.1 Endangered Species Act

The Endangered Species Act (16 USC § 1531 et. seq.) provides for protection of plant and wildlife species in danger of becoming extinct. In 2002, NNSA/SSO and SNL/CA initiated consultation with the U.S. Fish and Wildlife Service (USFWS) under Section 7 of the Endangered Species Act for maximum operations of the SNL/CA site. On December 8, 2004, the USFWS issued a biological and conference opinion for continued operations at SNL/CA. The biological opinion concludes that proposed site operations are not likely to jeopardize the continued existence of the California red-legged frog (*Rana aurora draytonii*) and the California tiger salamander (*Ambystoma californiense*), the two threatened species present on

³ The BAAQMD permit period is July 1 through June 30 each year. Permit data is presented for the two periods applicable to 2008.

site. The conference opinion concludes that site operations are not likely to destroy or adversely modify proposed critical habitat for the red-legged frog⁴.

A man-made recharge basin consisting of two cells encompassing approximately 2.7 acres, is located in the west outer perimeter area at SNL/CA. Lawrence Livermore National Laboratories (LLNL) constructed the basin in 1989 to serve as a recharge basin for their groundwater treatment program. LLNL discontinued use of the basin in 2003 and terminated its agreement with SNL/CA for use of the area in June 2005. SNL/CA plans to return the area to pre-1989 condition by backfilling and reseeded with appropriate vegetation. In October 2008, SNL/CA and NNSA/SSO submitted a request for amendment of the biological opinion to the USFWS. The proposal included backfilling of the basin and designation of an additional ten acres for future construction. To offset the ten-acre construction area, SNL/CA and NNSA/SSO identified an additional 30 acres for inclusion in the site's wildlife reserve. SNL/CA and NNSA/SSO met with the USFWS in December 2008 to discuss the proposed action and mitigation. A response from the USFWS is expected in 2009.

3.6.2 Interim Protections for California Red-legged Frogs

In October 2006, interim restrictions on pesticide use went into effect to protect the California red-legged frog. The restrictions are the result of a settlement agreement between the EPA and the Center for Biological Diversity that requires the EPA to consult with the USFWS under the Endangered Species Act on the impacts of 66 pesticide ingredients to the red-legged frog. The agreement, outlined in a Stipulated Injunction and Order (US District Court 2006), places restrictions on the use of these pesticides in red-legged frog aquatic and upland habitat until consultations are complete and biological opinions are issued by the USFWS. In response to these interim protections, SNL/CA has restricted the use of products containing the named pesticide ingredients in and along Arroyo Seco. As of December 31, 2008, the EPA completed effects determinations for 40 of the 66 pesticide ingredients but no opinions have been issued.

3.6.3 Migratory Bird Treaty Act

The Migratory Bird Treaty Act (16 USC §703 et. seq.) provides for protection of migratory birds, their nests, and eggs. Sixty-three of the 71 bird species observed at SNL/CA in 2008 are protected under this act. In 2008, there was no intentional take of migratory birds or disturbance to nests or eggs at the site. Migratory birds often build nests within the developed campus in locations where they will be disturbed by maintenance activities. To avoid harming birds, nests, or eggs, SNL/CA delays activities until the young have fledged, or surveys determine that the nest is abandoned. In 2008, one maintenance activity was canceled to protect nesting birds.

⁴ In 2002, when the consultation process began, the Sandia site was within designated critical habitat for the California red-legged frog. In November 2002, the designation was overturned (U.S. District Court 2002), and in April 2004, the USFWS re-issued proposed critical habitat that included the Sandia site (USFWS 2004). However, in November 2005, the USFWS issued a revised designation (USFWS 2005), and a final rule in April 2006 (USFWS 2006). Under the 2006 final designation, the Sandia site is not included in the critical habitat area.

3.6.4 Floodplain Management

Executive Order 11988, Floodplain Management (EO 11988), requires federal agencies to consider impacts associated with the occupancy and modification of floodplains, to reduce the risk of flood loss, to minimize the impact of floods on human safety, health, and welfare, and to restore and preserve the natural and beneficial values served by floodplains. In 2002, SNL/CA completed a management plan for the Arroyo Seco to identify channel improvements and stream zone management activities that will reduce flood and erosion risk and provide improved habitat for wildlife species that may use the arroyo (Matthews 2002). The plan identifies areas for constructing functional floodplains and for planting of native riparian vegetation. During 2006 and 2007, SNL/CA completed five improvement tasks under a two-year permit issued by the U.S. Army Corp of Engineers. SNL/CA submitted a new permit request in 2006 for the remaining improvement actions. In September 2008, SNL/CA received a new ten-year permit from the U.S. Army Corp of Engineers to continue the Arroyo Seco Improvement Program. Because authorization from the Army Corp was not received until September, SNL/CA did not complete any improvement actions in 2008. Sandia expects to implement one additional improvement action in 2009.



3.6.5 Protection of Wetlands

Executive Order 11990, Protection of Wetlands (EO 11990), requires federal agencies to minimize the destruction, loss, or degradation of wetlands and preserve and enhance the natural and beneficial values of wetlands. A small wetland area of 0.44 acres is present at SNL/CA. During 2008, SNL/CA did not conduct any activities in the wetland area, or affecting wetlands.

3.6.6 National Historic Preservation Act

The National Historic Preservation Act (16 USC § 470) requires federal agencies to identify, record, and protect cultural resources. In 1990, an assessment of cultural resources at the SNL/CA site was completed. Although no prehistoric resources, Native American resources, or historic archaeological sites were identified during this assessment, there is a possibility that buried resources could be present on site (DOE 2003a). SNL/CA includes provisions for cultural resources in all construction-related contracts where the potential for buried resources may be unearthed. In 2008, there were no buried archaeological resources unearthed at SNL/CA.

In 2001, SNL/CA completed an historic building survey. None of the buildings onsite are identified as historically significant or eligible for the National Register of Historic Places (SNL 2002). The results of the historic building survey were submitted to NNSA/SSO. In December 2004, NNSA transmitted the survey results to the California State Historic

Preservation Officer (SHPO). In April 2005, NNSA/SSO received concurrence from the California SHPO that none of the properties located at SNL/CA are eligible for inclusion in the National Register of Historic Places.

On September 22, 2004, DOE issued updated guidelines for developing cultural resource management plans (CRMP) for all DOE facilities (DOE 2004b). These guidelines are intended to assist each facility in meeting the statutory and regulatory requirements applicable to cultural resources. In 2005, SNL/CA prepared a site-specific CRMP following DOE guidance.

3.7 Environmental Restoration

3.7.1 Comprehensive Environmental Response, Compensation, and Liability Act

Between 1984 and 1986, DOE investigated the SNL/CA site under their Comprehensive Environmental Assessment and Response Program (CEARP) to identify and assess potential environmental problems (DOE 1986). The CEARP investigation evaluated compliance with major federal environmental laws, including the Comprehensive Environmental Response, Compensation, and Liability Act (CERCLA) (42 USC § 9601). CERCLA established liability compensation, cleanup, and emergency response for hazardous substances released to the environment. During the CEARP investigation, two potential CERCLA sites were identified at SNL/CA, the Fuel Oil Spill Site and the Navy Landfill. A Hazard Ranking System study was performed for each site to determine if either qualified for listing on the National Priorities List. Hazard Ranking System scores for both sites fell below 28.5, the qualifying score for listing. Since completion of the CEARP investigation, there have been no hazardous substance releases or contaminated sites found at SNL/CA that warranted CERCLA investigation or a Hazard Ranking System study.

In addition to cleanup and emergency response requirements, CERCLA also established a program to report spills of hazardous substances to the National Response Center. SNL/CA incorporates CERCLA reporting requirements into an operating procedure for spill prevention and control (SNL/CA 2008c). In 2008, there were no releases of hazardous substances that required notification under CERCLA.

3.7.2 Site Clean-up Orders

Since 1985, environmental restoration and monitoring activities at SNL/CA have been conducted in compliance with site clean-up orders issued by the California Regional Water Quality Control Board, San Francisco Bay Region under provisions established in the California Water Code (California RWQCB 1989). Although there are no active remediation sites at SNL/CA, groundwater monitoring is ongoing at two locations, the Fuel Oil Spill site and the Navy Landfill. SNL/CA currently samples three groundwater monitoring wells for residual contamination, two at the Fuel Oil Spill site (when there is sufficient water to collect a sample), and one at the Navy Landfill. Sampling results are presented in Chapter 5, Environmental Monitoring.

3.8 Hazardous Materials

3.8.1 Emergency Planning and Community Right-to-Know Act

The Emergency Planning and Community Right-to-Know Act (EPCRA) -- also known as the Superfund Amendments and Reauthorization Act of 1986, Title III (SARA Title III) (42 USC §11001, et. seq.) -- requires reporting of toxic chemical usage and releases. To meet EPCRA requirements, SNL/CA submits annual reports to the EPA, the State of California Office of Emergency Services, Alameda County Department of Environmental Health, and the Alameda County Fire Department. EPCRA reporting requirements applicable to SNL/CA for 2008 are presented in Table 3-1.

Table 3-1 Status of EPCRA Reporting at SNL/CA, 2008

EPCRA Section	Description of Reporting	Required in 2008
Sec. 302-303	Planning Notification	Yes (sulfuric acid only)
Sec. 304	Extremely Hazardous Substances Release Notification	No
Sec. 311-312	Material Safety Data Sheet/ Chemical Inventory	Yes
Sec. 313	Toxic Release Inventory Reporting	Yes (lead only)

3.8.2 California Hazardous Materials Release Response Plans and Inventory Law

The California Hazardous Materials Release Response Plans and Inventory Law (Assembly Bill 2185) addresses the management of hazardous and acutely hazardous materials in the state. Additional requirements pertaining to hazardous materials are codified in the California Health and Safety Code, Division 20, Chapter 6.95 §25500, et seq. In compliance with California requirements, SNL/CA annually submits a Hazardous Material Business Plan to the Alameda County Department of Environmental Health.

3.8.3 Underground Storage Tanks

Hazardous or petroleum products stored in underground storage tanks (UST) are regulated under California Health and Safety Code Division 20, Chapter 6.7, §§ 25280-25299.8. California code incorporates the UST provisions of the Resource Conservation and Recovery Act (RCRA) and establishes standards for construction, operation, maintenance, inspection, and testing of USTs. The Alameda County Department of Environmental Health is the regulating authority for USTs at SNL/CA. SNL/CA operates one UST in accordance with California requirements. Each year, SNL/CA declares and permits the tank with Alameda County. This declaration is part of the Hazardous Material Business Plan described in Section 3.7.2.

3.8.4 Toxic Substances Control Act

The Toxic Substances Control Act (TSCA) is the primary Federal statute regulating the manufacture, use, distribution, disposal, import, or export of certain chemicals and

substances (15 USC § 2601 et. seq.). TSCA requirements that are applicable to Sandia operations are incorporated into the Sandia ES&H Manual (SNL 2008). For SNL/CA operations, the only TSCA regulated chemicals imported or exported are for research and development purposes thus exempt from general reporting requirements. However, SNL/CA notifies EPA of exempt imports and exports when appropriate. In 2008, SNL/CA did not prepare any TSCA Notification of Export declarations.

SNL/CA tracks disposal of TSCA materials that are not otherwise captured as RCRA or California toxic hazardous waste. These materials include asbestos and polychlorinated biphenyls (PCBs). The majority of TSCA waste generated onsite is asbestos from abatement activities. Only small quantities of PCB wastes are generated at SNL/CA, consisting of light ballasts that are not specifically marked as PCB-free.

3.8.5 Federal Insecticide, Fungicide, and Rodenticide Act

The Federal Insecticide, Fungicide, and Rodenticide Act (FIFRA) restricts the registration, sale, use, and disposal of pesticides (includes herbicides, insecticides, fungicides, and rodenticides) (7 USC § 136). Activities at SNL/CA that fall under the provisions of FIFRA include the storage and use of pesticides, and disposal of pesticide containers. Pesticide handling and storage follows a site-specific standard operating procedure that includes provisions for training, use of personal protective equipment, proper handling following manufacturers guidelines, secondary containment during storage, and disposal of product and containers (SNL/CA 2004). Pesticide use at SNL/CA is overseen by a certified pesticide applicator.

3.9 Pollution Prevention and Waste Minimization

Pollution prevention concepts first appeared in RCRA. An expressed concern was to minimize the generation of hazardous waste through process substitution, materials recovery, recycling, reuse, and treatment. RCRA established the reduction or elimination of hazardous waste as national policy, and required that hazardous waste generators and RCRA permit holders have a program in place to minimize waste. SNL/CA is required to report waste generation and recycling information yearly to DOE. To meet this requirement, the Annual Waste Generation and Pollution Prevention Progress Report was submitted to DOE on December 1, 2008 (SNL/CA 2008e). Additionally, SNL/CA's Waste Minimization Certificate required by the Hazardous Waste Storage Facility Part B Permit was submitted to the California Department of Toxic Substances Control (DTSC) prior to the March deadline.

3.9.1 Pollution Prevention Requirements of DOE Order 450.1A

DOE Order 450.1A establishes five performance-based sustainable environmental stewardship goals. During 2008, SNL/CA continued implementation of site-specific activities to support these goals including:

- increasing the percentage of paper products purchased with the correct percentage of recycled content;
- increasing the percentage of computer desktops, monitors, and laptops purchased that meet EPEAT-registered silver and above;
- changing management and reclassification of batteries from hazardous waste to universal waste; and
- becoming a Waste Wise partner.

**DOE Order 450.1A
Sustainable Environmental Stewardship
Goals**

Advance sustainable practices for enhancing environmental, energy, and transportation management performance:

- *Prevent pollution*
- *Reduce environmental hazards*
- *Protect public health and the environment*
- *Avoid pollution control and waste disposal costs*
- *Improve operational capability and overall mission sustainability*

As required by Order 450.1A, SNL/CA implements affirmative procurement programs that favor acquisition and use of environmentally preferable products and services. At SNL/CA, affirmative procurement is a coordinated effort between the Pollution Prevention and Waste Minimization (PP/WM) Program and the Procurement Department. The PP/WM staff communicates environmentally preferable purchasing requirements through presentations and training targeting individuals involved in purchasing products and services. Both groups work closely with suppliers to ensure that environmentally preferable products are available for purchase.

SNL/CA tracks improvements in environmentally preferable purchasing as part of the site environmental management system. In 2008, 89.4 percent of the products purchased by SNL/CA met EPA standards for justified and recycled content, compared to 92.8 percent in 2007 (see Section 4.2). SNL/CA submitted the Annual Environmental Preferable Purchasing Report (SNL/CA 2008f) to DOE on December 1, 2008 for use in DOE's annual report.

Additional information about pollution prevention activities is provided in Chapter 4.

3.9.2 Hazardous Waste Source Reduction and Management Review Act

The California Hazardous Waste Source Reduction and Management Review Act of 1989, (Senate Bill 14), requires hazardous waste generators to consider source reduction as the preferred method of managing hazardous waste. Under this act, facilities that generate more than 12,000 kilograms (kg) of hazardous waste or 12 kg of extremely hazardous waste annually are required to conduct source reduction planning.

Under an agreement between DOE and DTSC, all of DOE's California sites are considered one waste generator, rather than individual DOE facilities. Every four years, SNL/CA completes a Source Reduction and Evaluation Review and Plan in cooperation with the three other DOE sites in California: Lawrence Livermore National Laboratory (LLNL); Lawrence Berkeley National Laboratory; and Stanford Linear Accelerator Center. The most recent plan was submitted to DTSC on August 30, 2007 and provided information for 2003 through 2006. The plan also identifies waste reduction opportunities for any waste stream that is over five percent of a site's total routine regulated waste. The next plan, which will include information from calendar year 2010, will be prepared in 2011.

3.9.3 Pollution Prevention Act

The Pollution Prevention Act of 1990 declares, as national policy, that pollution should be prevented or reduced at the source (42 USC § 13101 et. seq.). Facilities that meet the reporting requirements under EPCRA, Section 313 are also required to file a toxic chemical source reduction and recycling report. The Section 313 report for 2008 (for lead only) will include source reduction and recycling information to meet this requirement. The report is due annually on July 1. See Section 3.8.1 for additional information on EPCRA reporting requirements.

3.10 Hazardous Waste

3.10.1 Federal Facility Compliance Act

The Federal Facility Compliance Act waives sovereign immunity with respect to RCRA for federal facilities (42 USC § 6961). The act gives EPA, and authorized states, authority to conduct annual inspections of federal facilities and establishes requirements for management of hazardous/mixed waste.

SNL/CA is not subject to a site-specific federal facility compliance agreement for mixed waste. The site does not possess or store any legacy mixed waste. All mixed waste generated at SNL/CA during 2008 was appropriately managed under the site's RCRA Hazardous Waste Facility Permit.

3.10.2 Resource Conservation and Recovery Act

RCRA regulates the generation, transportation, treatment, storage, and disposal of hazardous chemical waste, non-hazardous solid waste, and hazardous or petroleum products stored in USTs (42 USC §6901 et. seq.). The State of California has authority from the EPA to implement RCRA. The DTSC administers most aspects of RCRA in the state, and is the regulating authority for hazardous waste operations at SNL/CA, including the hazardous component of radioactive mixed waste.

SNL/CA operates a Hazardous Waste Treatment and Storage Facility under a RCRA Hazardous Waste Facility Permit issued by DTSC on March 30, 2004. The permit is effective through March 2014 and allows for storage and treatment of hazardous waste.

By definition, SNL/CA is a large quantity generator of RCRA waste. As such, the site is required under RCRA standards and implementing regulations (40 CFR 262.41) to submit a biennial report to EPA. The biennial report was submitted in February 2008 and provided information about the quantity of RCRA hazardous waste generated, stored, and shipped during the 2007 reporting period.

3.10.3 California Hazardous Waste Control Law

The Hazardous Waste Control Law (California Health and Safety Code §25100 et. seq.) provides a separate regulatory framework for hazardous waste management in California. The state law incorporates all RCRA requirements and imposes additional requirements that are broader and more comprehensive than the federal system. Under the California law, additional waste materials (e.g., oils, metals, asbestos) or activities (e.g., treatment) are regulated as hazardous. State standards are incorporated into SNL/CA's Waste Management Program so that California regulated waste is managed as hazardous waste in compliance with state requirements.

The California Environmental Health Standards for Management of Hazardous Waste (22 CCR, Division 4.5) require all permitted hazardous waste facilities to submit an annual facility report to DTSC. Annual facility reports provide information about the quantity of RCRA and California designated hazardous waste generated and stored at SNL/CA, and the quantity of waste shipped from the site.

SNL/CA submits an annual facility report to DTSC either in the form of the federal Biennial Report or the California Annual Facility Report, or both if requested by DTSC.

3.10.4 Medical Waste Management Act

The California Medical Waste Management Act (California Health and Safety Code, Division 104, Part 14, §§ 117600-118360) provides for regulation of medical waste generators, transporters, and treatment facilities. The Alameda County Department of Environmental Health is the regulating authority for medical waste generated at SNL/CA. SNL/CA has two facilities identified as small quantity generators of medical waste, one with limited onsite treatment and one without onsite treatment.

3.11 Radiation Protection

3.11.1 Atomic Energy Act

The purpose of the Atomic Energy Act is to assure the proper management of nuclear materials and radioactive waste (42 USC § 2011 et. seq.). The act allows DOE to set radiation protection standards to control exposure to the public and the environment that may result from operations at DOE facilities. DOE sets these standards through department directives or orders. Operations at SNL/CA are subject to the requirements established in *DOE Order 435.1, Radioactive Waste Management* (DOE 2001) and *DOE Order 5400.5, Radiation Protection of the Public and the Environment* (DOE 1993).

3.11.2 DOE Order 435.1, Radioactive Waste Management

DOE Order 435.1 establishes requirements to manage radioactive waste in a manner that protects the environment, and worker and public health and safety. Under this order, DOE contractor operated facilities are required to plan, document, execute, and evaluate the management of radioactive waste. Requirements of Order 435.1 are incorporated into the SNL/CA radioactive waste management element of the Waste Management Program. The program includes certification and characterization of waste; provisions for inspections and audits; training requirements; and operating procedures for handling, storing, packaging, shipping, and offsite disposal of radioactive waste.

SNL/CA generates low-level radioactive waste and low-level mixed waste. No transuranic or high-level radioactive waste is generated by SNL/CA operations. Low-level radioactive and mixed wastes are stored prior to shipment in the Radioactive Waste Treatment and Storage Facility. Low-level radioactive waste is shipped offsite to SNL/NM with final land disposal at the Nevada Test Site. Mixed Waste is managed under federal RCRA and state waste regulations and shipped offsite for treatment and disposal via commercial disposal facilities.

3.11.3 DOE Order 5400.5, Radiation Protection of the Public and the Environment

DOE Order 5400.5 sets radiation protection standards for DOE operations so that radiation exposures to members of the public and the environment are as low as reasonably achievable (ALARA) and maintained within established limits of the order. Table 3-2 provides a summary of SNL/CA compliance with this order in 2008.

Table 3-2 Order 5400.5 Compliance Summary, 2008

Order 5400.5 Requirement	SNL/CA 2008 Summary
Maximum exposure to members of public = 100 mrem/yr	There were no radionuclide emissions in 2008. The average annual gamma radiation measurement at the site perimeter in 2008 was 59.2 mrem or 3.6 mrem more than distant locations, where the average annual dose was 55.6 mrem. The difference between perimeter and distant locations is most likely the result of normal fluctuations and natural variations in ambient radiation.
Adopt ALARA exposures	ALARA is incorporated into the environment, safety, and health (ES&H) policy, ES&H manual, and site operating procedures.
Control release of liquid radioactive wastes to the environment	No intentional discharges of liquid wastes to the environment occur onsite. No accidental releases of liquid radioactive waste occurred in 2008.
Control burial of low-level waste	Disposal of low-level waste <u>does not</u> occur onsite. ES&H procedures, manuals, and management systems are incorporated into site operations to ensure proper handling, and disposal of radioactive materials offsite at approved facilities.
Control radioactive releases to the sanitary sewer	Radioactive releases to the sanitary sewer above

Order 5400.5 Requirement	SNL/CA 2008 Summary
	DOE 5400.5 guidelines are not allowed at SNL/CA. ES&H procedures, manuals, and management systems are incorporated into site operations to ensure proper handling and disposal of radioactive materials.
Implement environmental monitoring and surveillance	An environmental monitoring and surveillance program has been in place at SNL/CA for more than 30 years.
Control the release of property with residual radioactivity	SNL/CA <u>does not</u> release any property to the public with residual radioactivity above authorized limits. Excess property of this type is either transferred to other DOE facilities for reuse or transferred to Waste Management for disposal.
NESHAPS Dose evaluations	There were no airborne radionuclide emission sources in 2008; therefore, there is no monitoring data available for dose evaluations.

3.12 Water Quality and Protection

SNL/CA is subject to the requirements of the Clean Water Act and equivalent California statutes. SNL/CA does not operate a public water system, and is not involved in any environmental restoration activities for which Safe Drinking Water Act standards are being applied.

Drinking water at SNL/CA is purchased through LLNL and obtained from the San Francisco Water District or the Alameda County Flood Control and Water Conservation District, Zone 7. The San Francisco Water District and Zone 7 are responsible for monitoring the quality of the incoming water. SNL/CA is not required to treat or sample the drinking water. LLNL maintains the drinking water distribution system for both sites and screens for water quality (SNL/CA 2002).

3.12.1 Clean Water Act

The Clean Water Act regulates all direct discharges into navigable waters of the United States (U.S.) (33 USC § 1251). Direct discharges to waters of the U.S. require permits issued under the National Pollutant Discharge Elimination System (NPDES). In California, the State Water Resources Control Board has authority from EPA to implement the Clean Water Act. Federal permitting requirements are included in Waste Discharge Requirements issued by Regional Water Quality Control Boards.

Wastewater Discharge

Wastewater generated at SNL/CA is discharged to the City of Livermore Water Reclamation Plant, a publicly owned treatment works (POTW). The Livermore POTW maintains an NPDES permit, and then regulates industry discharges into their sewer system. A Wastewater Discharge Permit issued by the Livermore POTW regulates SNL/CA's wastewater discharges. The permit is updated annually and includes discharge limits for the site sanitary

sewer outfall and for processes subject to EPA pretreatment standards. Permit exceedances that occurred in 2008 at the sanitary sewer outfall are presented in Table 3-3. See Section 3.13 for additional information regarding these exceedances.

Table 3-3 Wastewater Discharge Permit Exceedances at Sanitary Sewer Outfall, 2008

Parameter	No. of Samples Taken	No. of Compliant Samples	Percent Compliant	Date(s) of Exceedance	Description	Status / Resolution
Copper / Zinc	366	356	97%	2008: June 25; July 1, 6, 12, 13, and 20; August 6, 8, 12, and 22	Eight exceedances for copper only, one for zinc, and one for copper and zinc	Repaired portions of sewer line. Moved the sampling location to collect a more representative sample of effluent.

During the inspection of the sanitary sewer system following the copper and zinc exceedances noted in Table 3-3, SNL/CA found a 100-foot section of pipe that had root infiltration approximately every five feet. This section of pipe was virtually blocked. As each area of infiltration is also an area where sewage can escape the system, an approximate spill volume was calculated. The calculation was based on the square footage of buildings feeding that trunk line, average sewer flow for the entire site, and assuming a six-month blockage. The estimated quantity reported to the California State Water Board was 82,500 gallons.

SNL/CA has three categorical processes that are subject to EPA's pretreatment standards: two metal finishing operations, and a semiconductor manufacturing operation. The two metal finishing operations are closed-loop processes and do not discharge any effluents. Wastewater generated from the semiconductor manufacturing process is sampled and monitored as part of the Environmental Monitoring Program. There were no exceedances of the discharge limits from this source during 2008.

Storm Water Discharge

General storm water discharges at SNL/CA are covered under the *State of California NPDES General Permit for Storm Water Discharge Associated with Industrial Activities* (General Permit) (California Water Resources Control Board 1997). The General Permit requires SNL/CA to implement a storm water pollution prevention plan. The SNL/CA plan describes the rationale for monitoring discharge locations and identifies best management practices for reducing pollutant contact with storm water.

SNL/CA's storm water management program also incorporates the six minimum control measures required by the California Small Municipal Separate Storm Sewer System (MS4) General Permit. The MS4 General Permit was adopted in 2003 to meet EPA Phase II storm water regulations. Although the MS4 General Permit is not yet a regulatory requirement for SNL/CA, the site anticipates that it will be regulated as a non-traditional small MS4 when notification is provided by the regulating agency. The Small MS4 General Permit will require full implementation of a Storm Water Management Program (SWMP), addressing the six minimum control measures, within five years of notification / designation as a non-traditional Small MS4. In addition to proactively incorporating the minimum control measures into the

existing storm water management program, SNL/CA completed a five-year implementation schedule. Implementation of the five-year schedule is underway as part of ongoing program activities to ensure that the five-year requirement is met once notification is received.

In 2008, SNL/CA visually monitored 21 storm water discharge locations and sampled nine locations. The result of monitoring and sampling activities conducted in 2008 did not identify any issues of concern. Section 5.1 presents a summary of 2008 results.

3.13 Audits, Assessments, and Inspections

Table 3-4 provides a list of environmental program audits, assessments, and/or inspections conducted at SNL/CA during 2008.

Table 3-4 SNL/CA Audits, Assessments, and Inspections, 2008

Title	Area of Focus	Date Conducted	Results
Alameda County Inspection	Erosion at the Navy Landfill site	November 10, 2008	No violations
City of Livermore, Water Resources Division Inspections	Wastewater discharges and categorical process laboratories	October 15-16, 2008	No violations
California Department of Toxic Substances Control Inspection	Hazardous Waste Facility, RCRA permit compliance, hazardous waste source reduction (SB14)	June 19, 2008	No violations
Third Party Environmental Management System (EMS) Surveillance Audit (NSF-ISR)	Conformance with the ISO 14001:2004 EMS standard	April 28-29, 2008 and September 9-10, 2008	ISO certification retained
Alameda County Inspection	Underground Storage Tanks	March 26, 2008	No violations
Bay Area Air Quality Management District Inspection	Boilers	July 2008	No violations
Alameda County Environmental Health Department Inspection	Hazardous materials management, line waste management, permit compliance, hazardous waste source reduction (SB14)	September – October 2008	Final report pending
Internal EMS Audit	Compliance with ISO 14001 Standard	June 9-13, 2008	Two concerns identified in areas of document control and identification of environmental aspects

3.14 Environmental Occurrences

SNL/CA had one environmental occurrence in 2008 for a series of ten exceedances at the sanitary sewer outfall. The first exceedance occurred on June 25 (see Table 3-3). In wastewater samples collected at the sewer outfall between June and August, the highest copper concentration found was 3.2 mg/L. The discharge limit for copper is 1.0 mg/L. Two

samples also exceeded the discharge limit for zinc, which is 3.0 mg/L. The highest zinc concentration found was 3.6 mg/L. During this time, a decrease in discharge flow rate was also observed. Decreased flow rates suggested a potential sewer line break. The main sanitary sewer lines were cleaned and flushed, and video surveillance of the sewer main and branch lines was completed. Extensive root intrusion and blockage were identified in a 200-foot section, but no significant breaks were found. An investigation was completed, but no single cause was identified. Several potential contributing causes were identified. These include system design, aging system with less than optimal joint connections, lack of periodic monitoring and preventive maintenance of the system, and the effect of variable flow rates on the wastewater sampling process. Additionally, the exceedances have been linked to sediment that naturally contains high levels of copper and zinc. In response, several sections of the sewer system were re-lined to correct root intrusions and line/joint offsets. Additionally, the sampling location was moved so that more representative samples of the sewer effluent would be collected. SNL/CA is also developing a sewer monitoring and maintenance program with implementation expected in 2009.

3.15 Permits

Environmental permits and clean-up orders held by SNL/CA are listed in Table 3-5. Additional information is provided in previous sections under the related program or regulation.

Table 3-5 SNL/CA Environmental Permits and Orders, 2008

Type	Description	Effective Date	Statute / Regulation	Issuing Agency
Environmental restoration	Site Clean-up Order No. 89-184	December 1989 (no expiration date)	California Water Code	Regional Water Quality Control Board, San Francisco Bay
Hazardous materials	Business Plan Permit to Operate	November 1, 2008 - October 31, 2009	California Health and Safety Code	Alameda County Environmental Health Department
Hazardous waste	RCRA Hazardous Waste Facility Permit	March 2004 - March 2014	Resource Conservation and Recovery Act	California Department of Toxic Substances Control
Hazardous waste	Permit by Rule	November 1, 2008 - October 31, 2009	California Health and Safety Code	Alameda County Environmental Health Department
Hazardous waste	Conditionally Authorized Permit to Operate	November 1, 2008 - October 31, 2009	California Health and Safety Code	Alameda County Environmental Health Department
Medical waste	Small Quantity Generator with Onsite Treatment	August 9, 2008 - August 8, 2009	California Health and Safety Code	Alameda County Environmental Health Department
Medical waste	Small Quantity Generator without Onsite Treatment	April 11, 2008 - April 10, 2009	California Health and Safety Code	Alameda County Environmental Health Department
Wastewater	Wastewater Discharge Permit	August 4, 2008 - August 3, 2009	Clean Water Act	City of Livermore Water Reclamation Plant
Storm water	State of California General Industrial Permit	July 1997 - July 2002 ^a	Clean Water Act	California Water Resources Control Board

Type	Description	Effective Date	Statute / Regulation	Issuing Agency
Jurisdictional waters of the U.S.	Channel Improvements under the Arroyo Seco Improvement Program	September 25, 2008 – July 11, 2018	Clean Water Act	Army Corp of Engineers
Underground storage tank	Permit to Operate	November 1, 2008 - October 31, 2009	Resource Conservation and Recovery Act and California Health and Safety Code	Alameda County Environmental Health Department
Aboveground storage tanks	Storage statement	July 1, 2008 - June 30, 2009	Aboveground Petroleum Storage Act	California Water Resources Control Board
Air	Permit to Operate 15 emission sources: 1 degreaser; 1 paint spray booth; 1 non-retail gasoline dispensing facility; 1 chromium electroplating operation; 5 miscellaneous (decontamination sink, waste compactor, drum crusher, two site wide sources for solvent emissions); 5 emergency generators; 1 portable generator with discretionary usage	July 1, 2008 - June 30, 2009	Clean Air Act	Bay Area Air Quality Management District
Universal waste	Generator statement	February 1, 2006	California Electronic Waste Recycling Act	California Department of Toxic Substances Control

^a The current General Permit continues in effect until a new permit is issued by the State Water Resources Control Board (Permit Section C.18). When the renewal process is complete and a new General Permit issued by the State, SNL/CA will apply for coverage under the new permit.

4 Environmental Management

Sandia National Laboratories, California (SNL/CA) is firmly committed to sound environmental stewardship practices as well as compliance with environmental requirements. SNL/CA meets this commitment through an environmental management system (EMS) that integrates traditional environmental program elements with objectives for improving the environmental footprint of site operations. The site's EMS program is dynamic, encompassing an annual cycle of planning, implementing, assessing, and improving operations in support of site-specific environmental goals.

SNL/CA's EMS program conforms to the international standard for environmental management systems, ISO 14001. On September 25, 2006 the site received ISO 14001:2004 certification. To ensure that the site maintains conformance with the standard, surveillance audits are conducted every six months by a third-party registrar. Recertification is required every three years. During 2008, SNL/CA completed two successful EMS surveillance audits to retain ISO certification.

On February 7, 2008, SNL/CA was accepted into the National Environmental Performance Track Program. SNL/CA established four targets for the Performance Track

Program to support objectives for general transportation, land use, material procurement, and water resources. Data collection and compilation were underway when Sandia received an announcement that EPA had canceled the Performance Track Program. Consequently, efforts to determine our progress in meeting these targets were canceled. SNL/CA will evaluate the four Performance Track targets during the next EMS review cycle in October 2009 and will fold them into the general EMS Program where appropriate.

SNL/CA Environment, Safety, and Health (ES&H) Standard of Performance

SNL/CA is firmly committed to meeting all corporate and regulatory ES&H policies and requirements that apply to its operations. The application of compliant ES&H principles and practices is considered a fundamental element of everyone's work assignment.

In this regard, SNL/CA commits to:

- **Nurture a safety and health conscious work ethic and culture.** We will all assume responsibility for creating and maintaining a worksite, as well as performing our work, in a manner that respects and supports the safety and health of every individual. SNL/CA believes that all accidents are preventable. We will all strive to create a workplace that is free of accidents and injuries.
- **Be a responsible steward of the environmental resources in our care.** We will integrate environmental risk assessment, planning and impact mitigation into every aspect of our work. SNL/CA programs, operations, processes, and facilities will be planned and managed such that they support environmental objectives and targets to minimize the creation of waste, pollution, and adverse impact on the public and the environment. SNL/CA will remain committed to an efficient and effective Environmental Management System as part of the laboratory's Integrated Safety Management System.
- **Comply with all applicable laws, regulations and permits.** Compliance with the letter and the spirit of ES&H laws and regulations is viewed as the minimum acceptable standard. When necessary and appropriate we will go beyond legal mandates in order to implement more effective approaches and to nurture a positive and learning ES&H culture. SNL/CA is committed to continual improvement in all aspects of our environment, safety, and health performance and commits to establish performance indicators to guide these efforts and measure our progress.

4.1 EMS Elements

SNL/CA's EMS Program encompasses the seventeen elements of an effective EMS as identified in the ISO 14001:2004 standard. These elements are consistent with *DOE Order 450.1A Environmental Protection Program*, updated in June 2008, that requires DOE facilities to follow the ISO framework. Table 4-1 identifies the EMS elements and summarizes the methods, tools, and programs implemented in support of each.

Table 4-1 Elements of the SNL/CA EMS Program

EMS Element	Implementation Summary
Environmental policy	SNL/CA operates under a site-specific ES&H standard of performance that reinforces individual accountability, environmental stewardship, and compliance. SNL/CA stresses the need to move beyond compliance to nurturing of a positive ES&H culture at all levels of the workforce.
Environmental aspects	Environmental aspects are elements of operations and activities that can interact with the environment, such as water discharges. SNL/CA evaluates site activities and operations annually to ensure environmental aspects are up-to-date and accurate. From this complete list (20 aspects), significant aspects are determined through a risk evaluation. For 2008, SNL/CA's significant environmental aspects are water discharges, air emissions, material procurement and use, land use, universal waste, and hazardous materials.
Legal and other requirements	Sandia maintains a formal process for monitoring federal, state, and local government publications for regulatory changes and issues applicable to Sandia operations. SNL/CA augments this process by monitoring publications specific to functional environmental program areas and through interaction with regulating agencies. Environmental subject matter experts analyze all new requirements, and team with other site personnel to achieve compliance. New requirements and modifications to environmental programs are documented in annual program reports.

EMS Element	Implementation Summary
Objectives and targets	<p>SNL/CA's EMS objectives support efforts to reduce potential environmental risk and enhance environmental stewardship. Broad objectives were established for all environmental aspects. The inclusion of objectives for all aspects is a best business practice that provides an expectation of overall environmental stewardship across the spectrum of activities conducted on site. SNL/CA evaluates and sets annual targets to support site objectives. At a minimum, targets are set for significant aspects and actions are identified to meet these targets. SNL/CA's objectives are to:</p> <ul style="list-style-type: none"> ➤ Provide exceptional environmental management for the site. ➤ Minimize the volume and contamination of sewer water. ➤ Minimize the volume and pollution of storm water runoff. ➤ Minimize air emissions related to operations and transportation with particular emphasis on Spare-the-Air days. ➤ Procure and use environmentally friendly products and materials. ➤ Enhance the natural habitat. ➤ Design and manage all buildings and facilities using "green" principles. ➤ Minimize the use of vehicles by members of the workforce. ➤ Minimize the use of hazardous materials. ➤ Minimize the use of radiological materials. ➤ Minimize the generation of radioactive and mixed waste. ➤ Minimize the use of biological materials. ➤ Minimize the environmental impacts of site contaminated areas. ➤ Minimize the generation of hazardous waste. ➤ Establish an effective and efficient process for management of universal waste. ➤ Reduce site legacy asbestos material. ➤ Minimize the quantity of landfill waste through reduced consumption and/or reuse/recycling. ➤ Minimize the potential environmental effects of hazardous material due to transportation. ➤ Maximize the use of commute alternatives by members of the workforce. ➤ Minimize the environmental impacts of transportation. ➤ Minimize site natural gas consumption. ➤ Minimize site water consumption. ➤ Minimize site electrical consumption. ➤ Minimize the environmental effects of a site fire emergency. ➤ Minimize the environmental effects of a site seismic event.
Environmental programs	<p>SNL/CA's EMS Program is supported by six functional environmental programs.</p> <ul style="list-style-type: none"> ➤ Air Quality ➤ Environmental Monitoring ➤ Environmental Planning and Ecology ➤ Hazardous Materials Management ➤ Pollution Prevention and Waste Minimization ➤ Waste Management
Structure, responsibilities, and authorities	<p>SNL/CA's EMS Program is implemented through existing site management and organizational structures. The site Vice President holds overall responsibility for success of the EMS Program. Director and senior management personnel ensure availability of resources. An environmental management representative and EMS core team are responsible for day-to-day management of the program. All members of the workforce hold responsibility and authority to implement EMS elements into their operations.</p>
Competence, training, and awareness	<p>SNL/CA employs a variety of mechanisms to ensure that the site workforce and visitors maintain the appropriate training and competence levels for their assignments, and to foster awareness. These mechanisms include corporate training programs, site-specific training programs, and activity-specific training programs. For contractor-directed activities that occur on site, SNL/CA issues standard specifications that identify training, credentials, and certifications required for each project.</p>

EMS Element	Implementation Summary
Communication	SNL/CA communicates EMS information internally through project review teams, an EMS Advisory Team, publications, websites, briefings, assessments, and promotional information. Information is communicated externally through publications, websites, SNL/CA's Public and Media Relations Office, and regulatory-driven documents.
EMS documentation	SNL/CA maintains an EMS Program Manual as the primary EMS document for the site. General corporate and site policies, document systems, and databases provide supporting documentation for the EMS Program.
Document control	At SNL/CA, document control is accomplished with electronic documents that are available in online databases. If paper copies of technical work documents are maintained at the point of use, department managers ensure that a process is in place to keep them up to date. Permits and other regulatory documents of external origin are typically marked as valid for a specified period and controlled by limited distribution coordinated by environmental program leads.
Operational controls	Sandia employs an integrated system to address ES&H concerns associated with site operations. This integrated system provides the framework for planning work, evaluating hazards, identifying controls, conducting work, and improving work processes. Unique to SNL/CA, the ES&H, Facilities, and Security Interdisciplinary Team supports integrated safety and environmental management to ensure requirements and controls are identified during project planning. Typical operational controls used at SNL/CA include technical work documents, environmental permits and compliance documents, contract specifications, and a variety of engineered controls.
Emergency preparedness and response	An established Emergency Management Program that maintains responsibility for preparedness and response supports SNL/CA's EMS Program. Emergency Management conducts routine drills and communication tests, and annually conducts site-wide training exercises. Environmental representatives are active members of emergency response teams to ensure that potential environmental risks are managed and mitigated appropriately.
Monitoring and measurement	Each of the six SNL/CA functional environmental programs monitors and measures the key characteristics of site operations that can affect the environment. Data collected supports compliance requirements as well as assessment of the site's overall progress in meeting EMS objectives. Monitoring data and metrics are available to the public in annual environmental reports.
Evaluating compliance	SNL/CA evaluates compliance with all environmental requirements through the Interdisciplinary Team process, self-assessments, and audits.
Nonconformity, corrective, and preventive action	SNL/CA documents, tracks, and verifies corrective and preventive actions with electronic assessment tracking and corrective action systems. The EMS Core Team also established a procedure for validating the effectiveness of select actions and to reduce the potential for recurrence of significant nonconformities.
Records	All information created by Sandia operations is managed as a record. ES&H information created at SNL/CA is managed by the site ES&H Records Center.
Management review	SNL/CA's top management team (VP and directors) review the EMS Program semi-annually. In 2008, management reviews resulted in four actions/recommendations related to environmental risks, wastewater discharges, water use, and expectations of environmental programs.

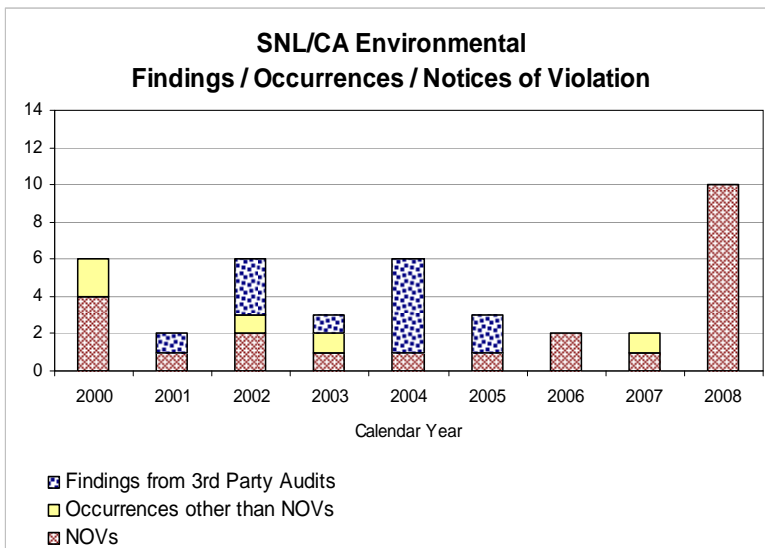
4.2 Environmental Performance

SNL/CA measures the site's environmental performance by tracking progress towards achieving EMS objectives and corporate performance measures established jointly between Sandia and the National Nuclear Security Administration, Sandia Site Office (NNSA/SSO). Data is available to measure many EMS objectives, but not all. In 2008, the site measured performance towards achieving 16 of the 24 established objectives. One corporate performance measure was also applicable to SNL/CA activities. The following diagrams and

text summarize the site’s progress and improvement in the last year. Table 4-1 provides the complete list of EMS objectives.

Program Management Objective: Provide exceptional environmental management for the site

SNL/CA tracks noncompliance with environmental requirements as a measure of our environmental management performance. This objective also supports a 2008 NNSA/SSO performance measure for effective implementation of an integrated safety management system to ensure safety as well as protection of the environment. This NNSA/SSO performance measure includes a target for compliance with environmental permits. Figure 4-1 shows the number of findings from third-party audits (includes DOE), notices of violation, and other environmental occurrences since 2000. The site goal is zero findings and



zero violations. SNL/CA received ten violations, but zero findings in 2008. Over the last three years, SNL/CA met the site goal of zero findings, but continued to receive minor violations. As a routine element of the EMS Program, Sandia identifies and implements corrective and preventive actions in an effort to improve environmental performance and reach the site goal of zero violations.

Figure 4-1 Measurement of Excellence in Environmental Management

Certification and recognition of SNL/CA’s EMS program provide other indicators of excellence in environmental management. SNL/CA became the first Sandia division to obtain ISO 14001:2004 certification for its EMS. By conforming to the ISO standard, SNL/CA integrates sound environmental stewardship practices with regulatory compliance to reduce the site’s environmental footprint.



Water Discharge Objective: Minimize the volume and contamination of sewer water

SNL/CA continuously monitors wastewater generated on site. Figures 4-2 and 4-3 show the trend in weekly monitoring results since 2000 for copper and zinc, respectively. As shown, the site has experienced a gradual downward trend in levels of both copper and zinc at the sewer outfall. Although there has been a steady improvement in the quality of sewer water effluent since 2000, SNL/CA continues to experience exceedances of both copper and zinc at the sewer outfall. Efforts that support improvement in sewer water quality are described in Chapter 5, Environmental Monitoring. Also reflected on the graphs are SNL/CA’s goals of maintaining the level of copper and zinc below the regulatory trigger level (0.5 mg/L for copper and 1.5 mg/L for zinc).

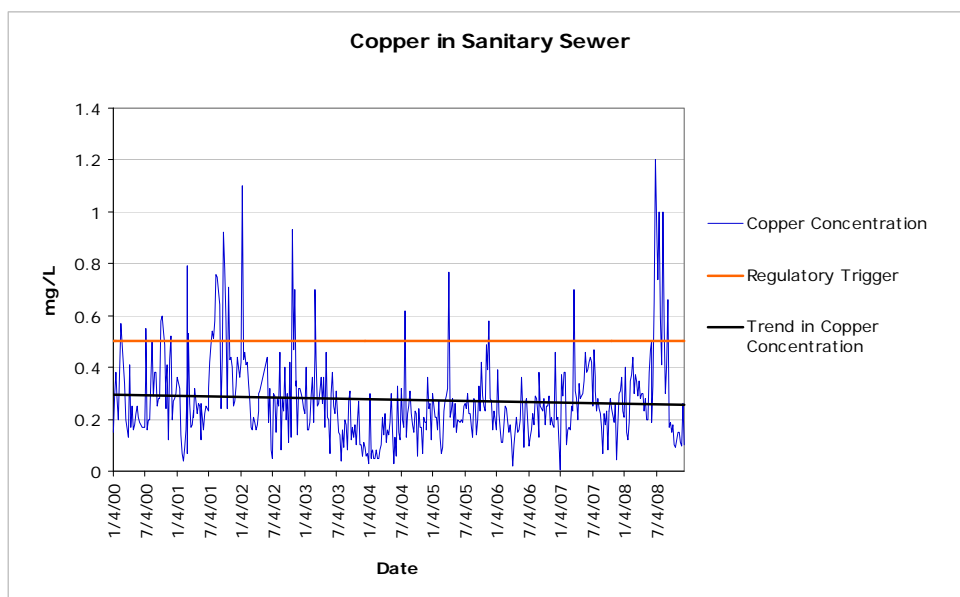


Figure 4-2 Weekly Composite Copper Concentrations in Wastewater

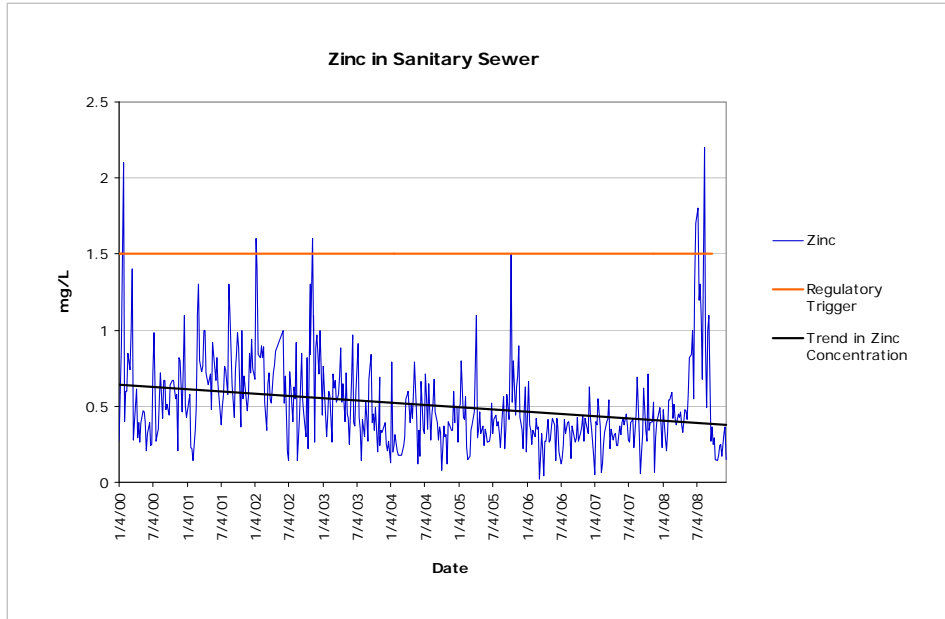


Figure 4-3 Weekly Composite Zinc Concentrations in Wastewater

Figure 4-4 shows volume of sewer effluent discharged by SNL/CA from 2000 through 2008. Sewer discharge in 2008 was 7.6 million gallons, approximately 2.6 million gallons less than in 2007. SNL/CA has a stated goal of reducing the quantity of sewer effluent, although no numeric targets have been set. As shown on Figure 4-4, the trend since 2000 shows decreasing discharges of wastewater effluent at SNL/CA.

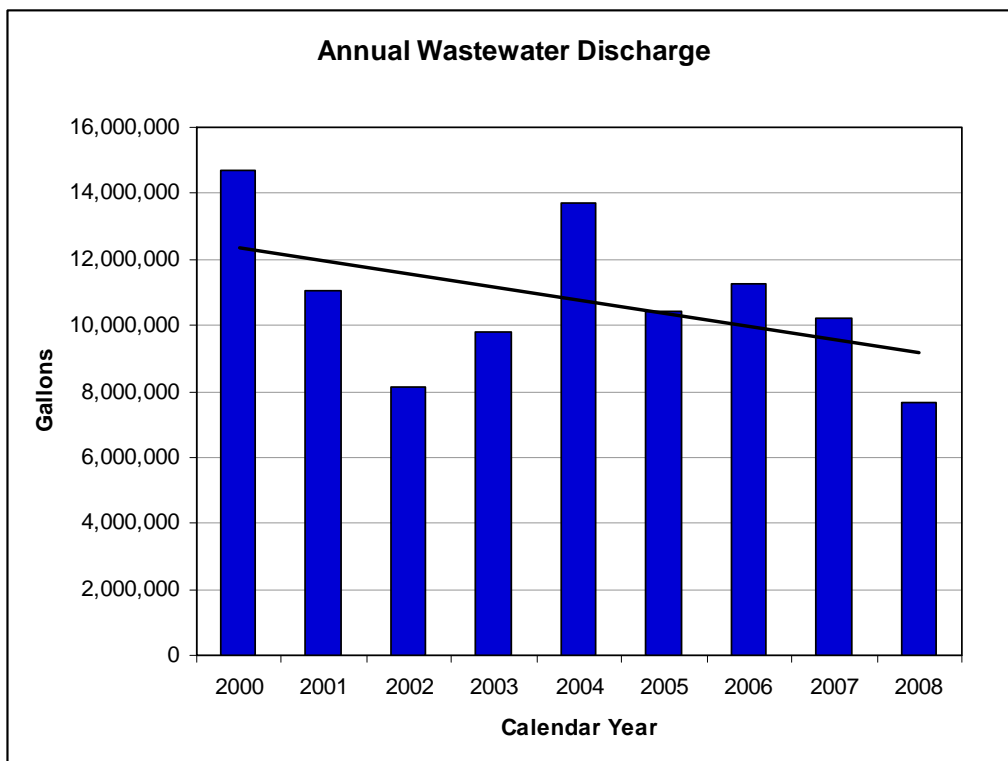


Figure 4-4 Annual Wastewater Discharges

Water Discharge Objective: Minimize the volume and pollution of storm water runoff

The State of California has not yet implemented numeric limits for pollutants in storm water. However, parameters such as total suspended solids (TSS) and oil and grease (O&G) are indicative of the quality of storm water runoff from SNL/CA parking lots and roads. Many factors can affect the quantities of TSS and O&G in the runoff, such as the length of dry weather before sample collection, volume of runoff during the storm, etc. Annually, SNL/CA clears debris from the storm water drainage system and sweeps streets to minimize pollutants in storm water runoff. In 2008, Sandia collected approximately 100 cubic yards of debris during street cleaning efforts, thus removing potential storm water pollutants. Figure 4-5 shows the highest TSS and O&G concentrations obtained at SNL/CA storm water sampling locations during the 2007/2008 rainy season. The highest concentration of TSS in storm water during 2007/2008 (44 mg/L) was slightly higher than that obtained during the 2006/2007 rainy season (25 mg/L). The concentration of O&G in 2007/2008 was below the detection limit of 5 mg/L for all samples.

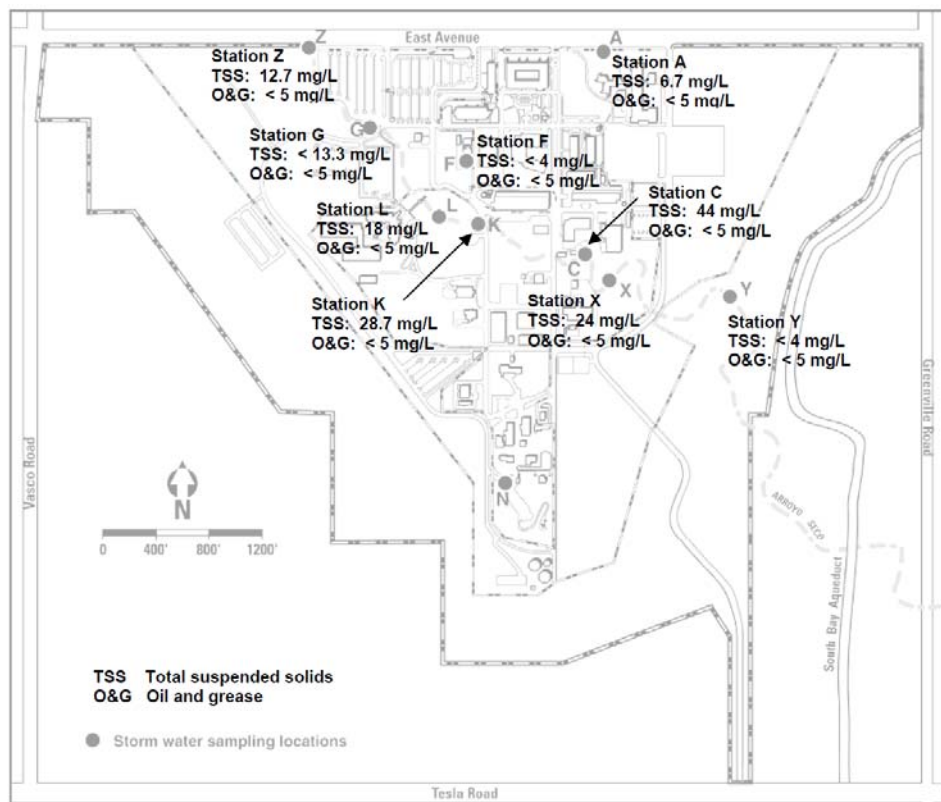


Figure 4-5 Constituents in Storm Water, 2007/2008 Rainy Season

Air Emissions Objective: Minimize air emissions related to operations and transportation with emphasis on Spare-the-Air (STA) days

During the summer of 2008, the Bay Area experienced several periods of unhealthy air quality, with the Bay Area Air Quality Management District (BAAQMD) issuing thirteen weekday STA advisories, compared to the 2007 STA season when only two weekday

advisories were issued. Advisories notify the public when air pollution is expected to reach unhealthy concentrations and to encourage Bay Area residents to take individual action to reduce harmful pollutants. In 2008, the Air Quality Program established an EMS target to maintain on-site fueling operations on STA days at an average of less than or equal to three fill-ups per STA day. A program was developed and implemented that encourages site personnel to plan their gasoline fueling activities for either before or after a STA day. During these thirteen days, there were twenty fill-ups at the site. This averages to about 1.5 fill-ups per STA day, compared to an average of seven on a typical work-day. Figure 4-6 shows the number of fill-ups on STA days over the last six years.

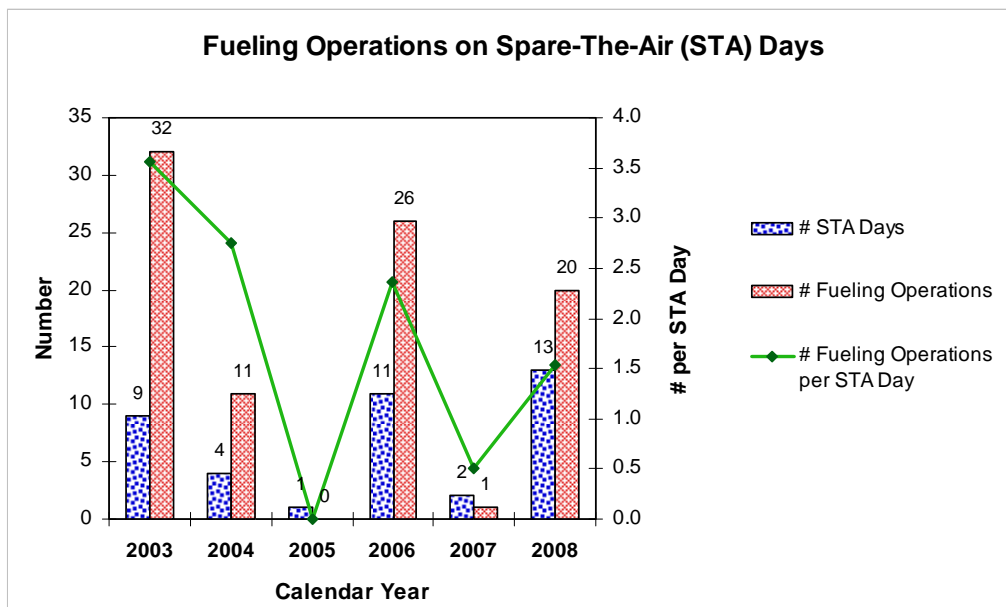


Figure 4-6 Number of Vehicle Fill-ups on STA Days⁵

SNL/CA has a second EMS target under the air emissions objective of reducing the site wide mobile source emissions by ten percent in fiscal year 2008. As a first step in meeting this target, the Air Quality Program established an emissions baseline for onsite mobile sources using 2004 data.⁶ Onsite mobile sources include vehicles, carts, landscaping equipment, and construction and maintenance equipment that are not permanently attached to a stationary foundation.

In order to determine the progress in meeting this target, a follow-up analysis was completed using 2007 activity data (i.e., hours of operation or miles driven). The methodology, calculations, results and recommendations of this 2007 analysis are documented in the *2007 Emissions Inventory of Mobile Sources Progress Report* (SNL/CA 2008d). The estimated emissions of reactive organic gases (ROG), carbon monoxide (CO), nitrogen oxides (NO_x),

⁵ In June 2006, the Bay Area experienced consecutive spare-the-air days, covering three consecutive workdays at SNL/CA. Site personnel deferred all fueling operations on the first two days, but were unable to sustain the delay on the third day, resulting in 17 fill-ups on June 26, 2006.

⁶ The 2004 baseline emission report (SNL 2005) was completed in December 2005 and was in part based on 2005 data because complete 2004 data were not available.

and respirable particulate matter (PM₁₀) and relative change between the 2004 baseline and 2007 are presented in Table 4-2.

Table 4-2 2007 Emission Inventory (tons/yr)

Emission	2004 Baseline	2007	2007 Change From Baseline
ROG	13.0	8.0	-38%
NO _x	3.6	2.7	-25%
PM ₁₀	0.5	0.2	-60%
CO	95	92	-3%

Emissions estimates for 2007 indicate that ROG, NO_x and PM₁₀ emissions from mobile sources are appreciably lower than 2004 baseline levels. ROG emissions have decreased from 13 tons per year to 8 tons per year, a 38 percent reduction. NO_x emissions have decreased from 3.6 tons per year to 2.7 tons per year, a 25 percent reduction. PM₁₀ emissions have been reduced 60 percent, from 0.5 to 0.2 tons per year. The *2007 Emissions Inventory of Mobile Sources Progress Report* (SNL/CA 2008d) describes the many uncertainties associated with calculating Sandia's mobile source emissions. However, the emissions reductions for ROG, NO_x, and PM₁₀ are large enough that, even after factoring in the uncertainties in the data input, it can be concluded that the EMS target of a 10 percent reduction has been achieved. The overall reduction is attributed to the following:

- Since 2005, old landscaping equipment (e.g. lawn mowers, blowers) was replaced with more than 20 new pieces of cleaner burning landscaping equipment.
- An older street sweeper (model year 1990) was replaced with a new, cleaner street sweeper (model year 2005).

CO emissions were reduced from 95 tons per year to 92 tons per year, a 3 percent decrease. Considering the uncertainty involved in the emissions calculations, this decrease cannot be considered significant. The source of CO emissions is primarily gas-powered carts and it will be difficult to make any significant reduction in the CO emissions until emissions from the carts are specifically addressed.

Material Procurement and Use Objective: Procure and use environmentally friendly products and materials

In September 2007, SNL/CA established a new goal for material procurement that by fiscal year 2010, purchases made by the Affirmative Procurement Program will equal or exceed 96 percent of available procurements. In fiscal year 2008, Sandia's affirmative procurement rate was 89.4 percent, 3.4 percent less than 2007 (figure 4-7). The decrease is attributed to fewer products purchased in 2008 that qualified for the Environmental Protection Agency's justification for exclusion. Actions are underway to identify recycled content alternatives for frequently purchased products that do not meet the affirmative procurement criteria, and to communicate this information to staff with purchasing responsibilities.

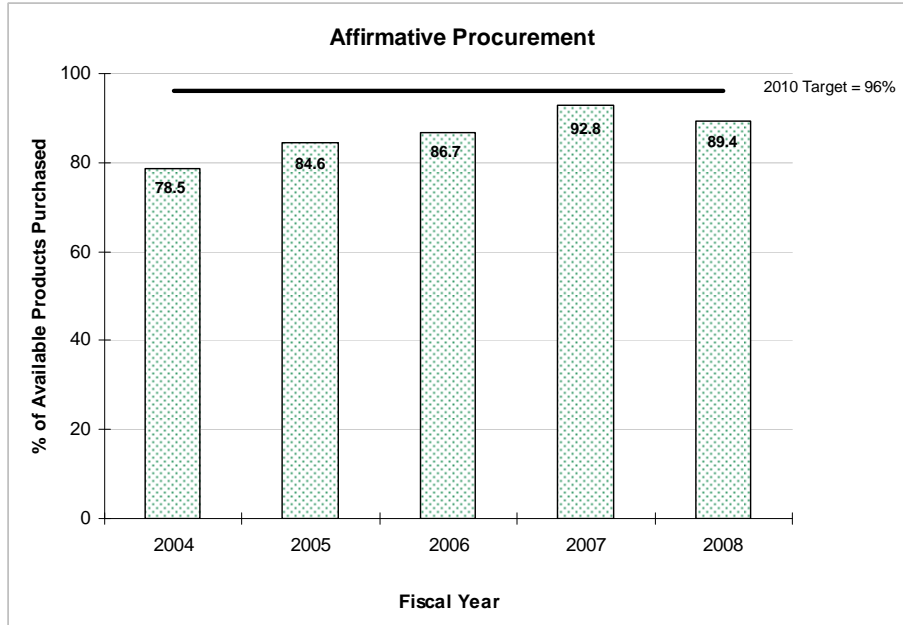


Figure 4-7 Procurement of Environmentally Friendly Products

Land Use Objective: Enhance the natural habitat

In June 2006, SNL/CA initiated an Arroyo Seco Improvement Program to address erosion and storm water control within the arroyo. The improvement program includes restoration of riparian habitat at select locations along the arroyo. SNL/CA restored approximately 0.05 acres of riparian habitat in 2006 by planting a variety of native trees and reseeding disturbed areas with native grasses. No new restoration actions were undertaken in 2007 or 2008. In spring 2008, Sandia replanted willows in areas restored in 2006. Plant survival and growth is monitored annually in restored areas. Figure 4-8 shows tree survival for areas restored in 2006 (includes replants). As of August 2008, only four percent of total trees planted were still alive, well below the goal of 85 percent. The poor survival rate is attributed to the lack of a functioning irrigation system in the restored areas. To improve the plant survival rate, SNL/CA purchased several portable water tanks to support irrigation. Installation of the tanks is pending. Replacement willow and cottonwood trees will be planted after the tanks are installed and irrigation is established.

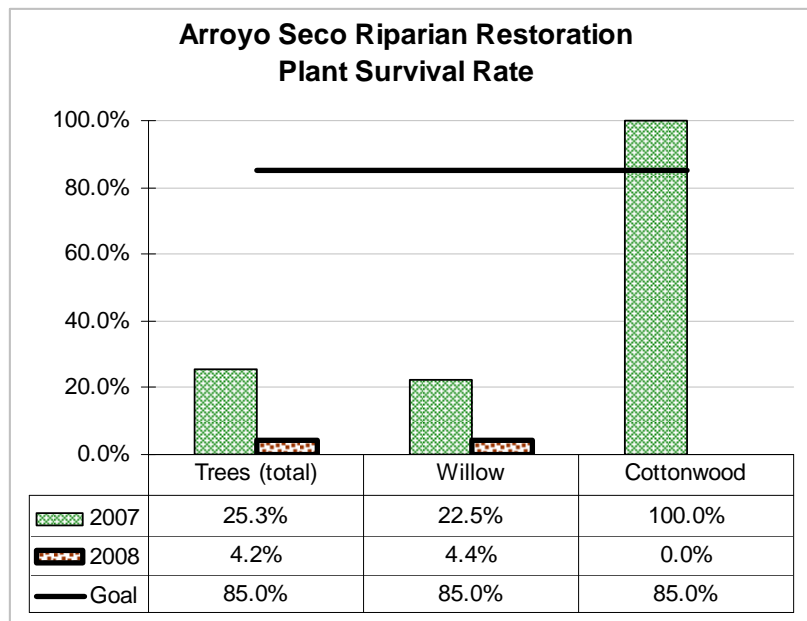


Figure 4-8 Plant Survival Rate for Arroyo Seco Improvements

Hazardous Materials Objective: Minimize the use of hazardous materials

The overall goal of SNL/CA’s EMS Program is protection of the environment from the negative effects of site activities including hazardous materials use. Central to this defense of the environment, is proper hazardous material inventory management. Right-sizing the inventory and minimizing toxicity is, therefore, key to environmentally friendly hazardous materials management. As shown in Figure 4-9 the number of hazardous material containers peaked in 2003 and have been steadily declining since. Additionally, the number of containers for higher toxicity materials (shown as NFPA Health 3&4) has also been declining since 2003, reducing the risk inherent to personnel and the environment from hazardous materials used and stored on site. In 2008, SNL/CA did not establish a specific target for reduction of high toxicity materials. Declines in 2008 in this category were a result of routine chemical management at the site.

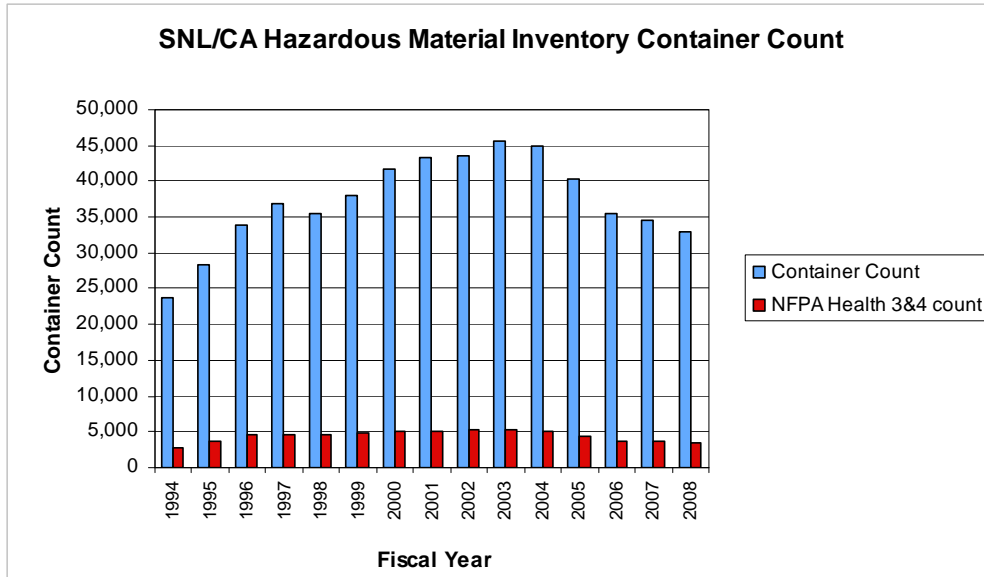


Figure 4-9 SNL/CA Hazardous Material Inventory

In 2008, the overall reduction in the hazardous material inventory indicated in Figure 4-9 was supported by a SNL/CA target to reduce the gas cylinder inventory by ten percent from an October 1, 2007 baseline. To accomplish this campaign, an SNL/CA gas cylinder reduction team was formed. The team was led by the Hazardous Materials Management Program and included key environment, safety, and health coordinators, a representative of the gas supplier, and personnel from Sandia’s gas user community. The team actively focused on the reduction target throughout the year, surpassing the ten percent target and achieving a twelve percent reduction.

Figure 4-10 shows the gas cylinder reduction by cylinder count as it progressed throughout the year-long campaign.

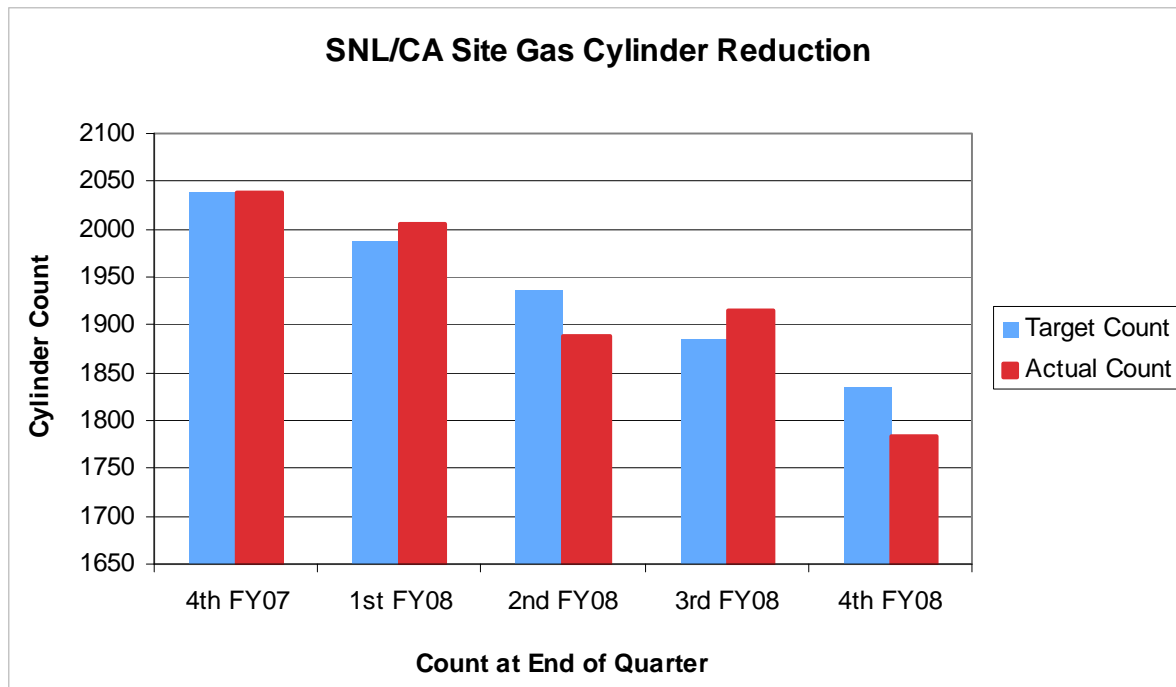


Figure 4-10 SNL/CA Gas Cylinder Reduction Campaign

Radioactive and Hazardous Waste Objectives: Minimize the generation of radioactive and hazardous waste

Although SNL/CA does not have a specific target for this objective, we strive to minimize generation of radioactive and hazardous waste through process controls, recycling, and reapplication of chemicals from one activity to another. Figures 4-11 and 4-12 show hazardous and radioactive waste generated since 2000, respectively. For both categories of waste, the trend shows a steady decline in quantities generated.

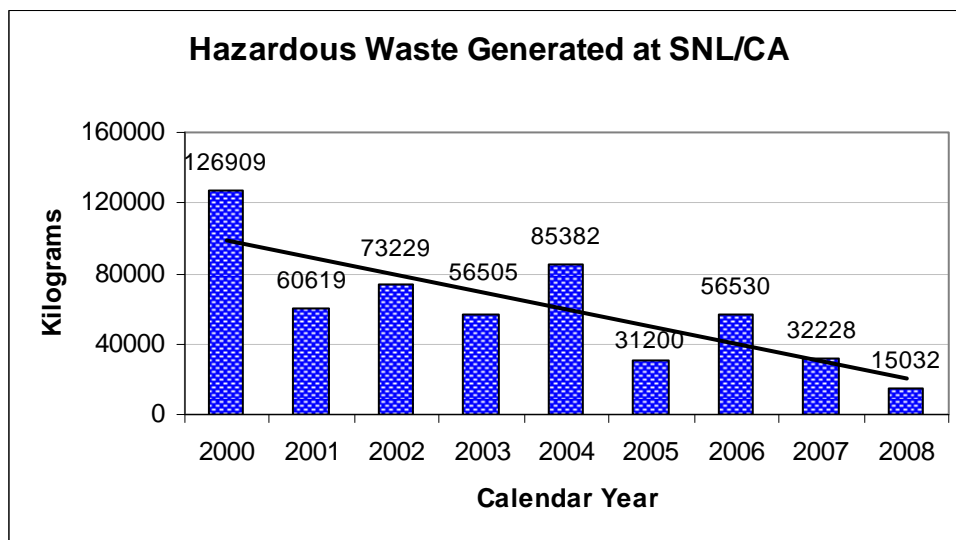


Figure 4-11 Hazardous Waste Generated at SNL/CA

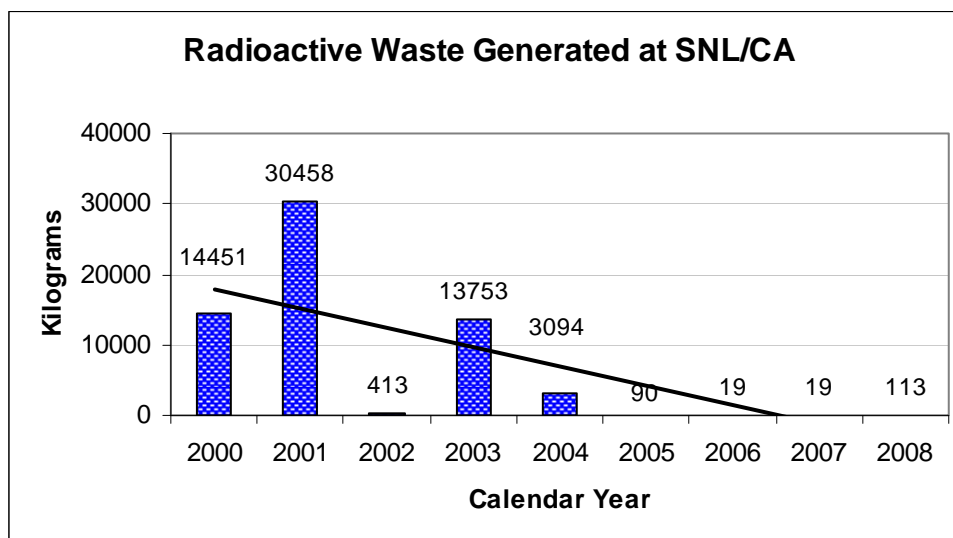


Figure 4-12 Radioactive Waste Generated at SNL/CA

Asbestos Objective: Reduce site legacy asbestos material

SNL/CA reduces site legacy asbestos material through routine abatement completed along with facility modification projects. In 2008, Sandia completed two asbestos abatement activities and disposed of unused asbestos containing maintenance equipment generating 2,511 kilograms of asbestos waste. Asbestos waste is a component of total hazardous waste presented in Figure 4-11.

Solid Waste Objective: Minimize the quantity of landfill waste through reduced consumption and/or reuse/recycling

SNL/CA transports non-hazardous solid waste (trash and construction debris) generated from site operations to local landfills for disposal. In fiscal year 2008, SNL/CA transported 106 metric tons of solid waste to landfills, a decrease of 25 metric tons from 2007. SNL/CA attributes a portion of this reduction to increases in recycling. Figure 4-13 presents solid waste data for fiscal years 2003 to 2008.

Recycling data for most waste streams are presented in figures 4-14 through 4-16. As shown in Figure 4-15, the quantity of electronics recycled in 2008 increased 60 percent from 2007. This increase is attributed to better collection and management of electronic waste that can be recycled. SNL/CA also saw an increase in battery recycling during 2008. This increase is attributed to implementation of a Universal Waste Program for general battery recycling and a process change to allow management of lead acid batteries as a recyclable material instead of hazardous waste (Figure 4-16).

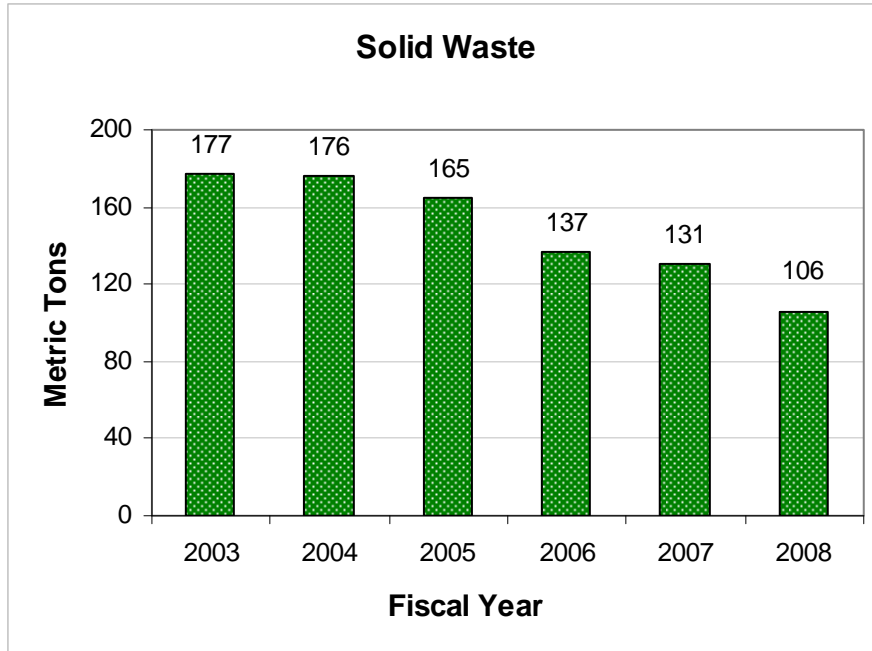


Figure 4-13 SNL/CA Landfill Waste

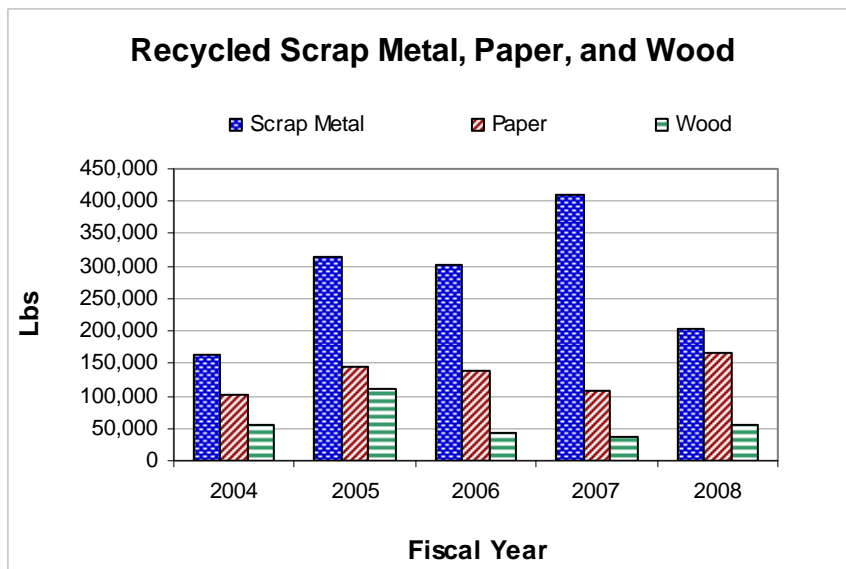


Figure 4-14 Recycled Scrap Metal, Paper, and Wood

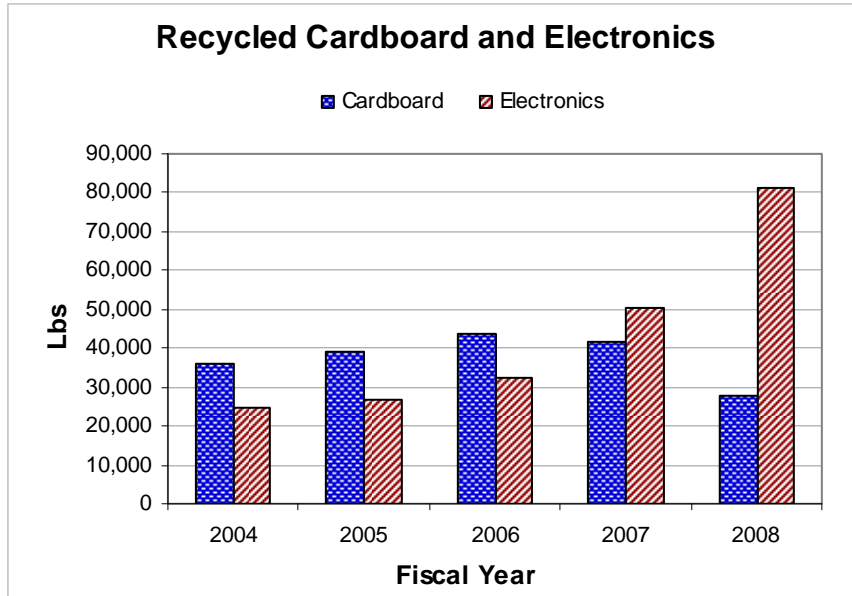


Figure 4-15 Recycled Cardboard and Electronics

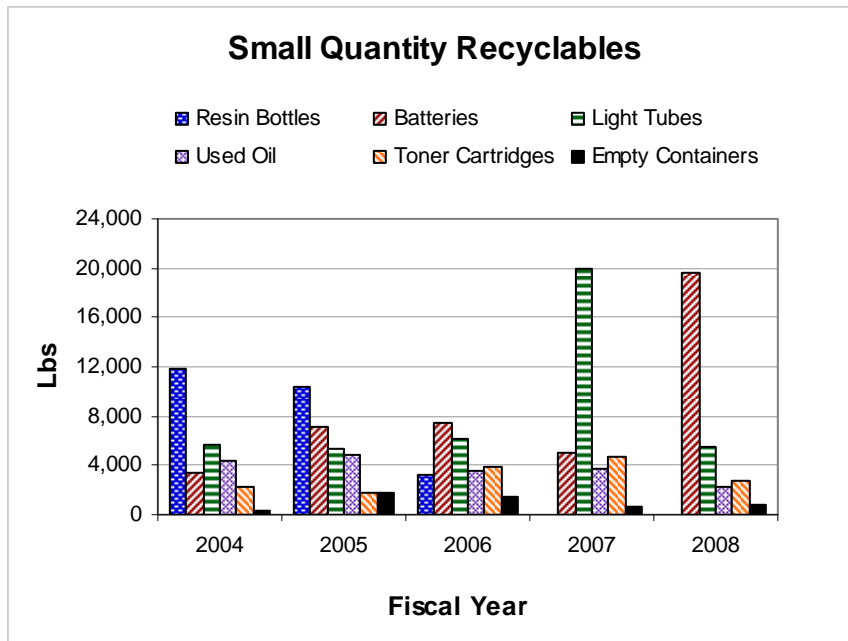


Figure 4-16 Small Quantity Recyclables

Energy Use Objectives: Minimize site consumption of natural gas and electricity

In 2008, SNL/CA's targets for reducing consumption of natural gas and electricity were retired. The site defers to the Sandia corporate energy program for targets in support of

energy reduction. Activities conducted at SNL/CA during 2008 to support the corporate program focused on communications about energy conservation and monitoring of consumption data. Figure 4-17 shows SNL/CA's energy use since 2004. In general, energy use (when normalized by building square footage) has decreased over the last four years at SNL/CA. Quarterly, SNL/CA submits energy data to the corporate program. Conservation efforts at the site contributed to the nine percent reduction in energy use Sandia-wide during fiscal year 2008.

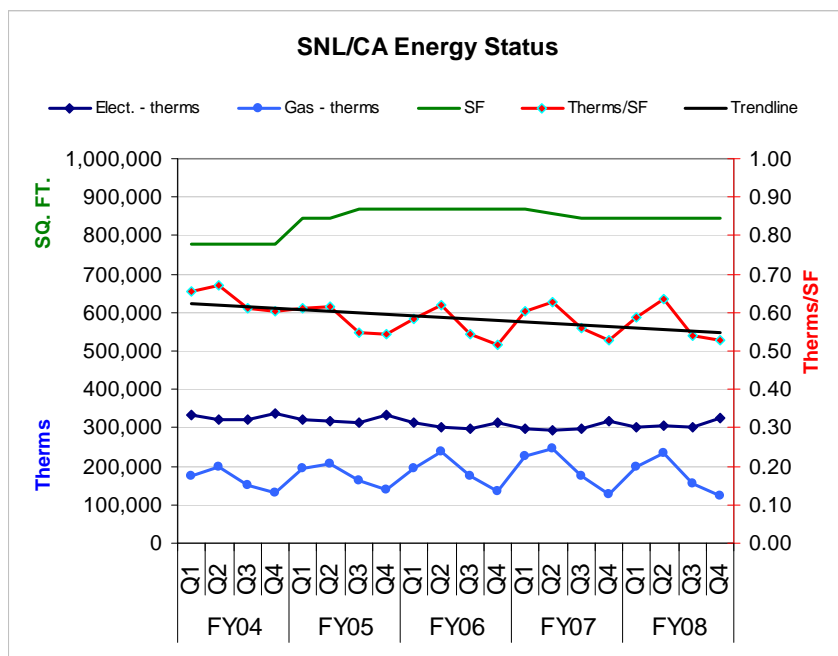


Figure 4-17 SNL/CA Energy Consumption

Water Use Objective: Minimize site water consumption

Figure 4-18 presents water use data for SNL/CA since 2004. As shown, the site experienced a decrease in water consumption in fiscal year 2008.⁷ In October 2007, SNL/CA established a target for reducing water consumption by 16 percent in fiscal year 2015, using fiscal year 2007 data as a baseline. To meet this target, SNL/CA is developing a plan to convert the site to water efficient landscaping and xeriscape. Landscape water accounts for approximately 30 percent of water used on site. Additionally, conservation efforts will continue through installation of smart landscape watering systems, education and awareness of the site population, and surveys and repair of leaking fixtures.

⁷ Water use data presented in Section 2.4.2 represents calendar year data and shows a 9.5 percent decrease in water consumption in 2008.

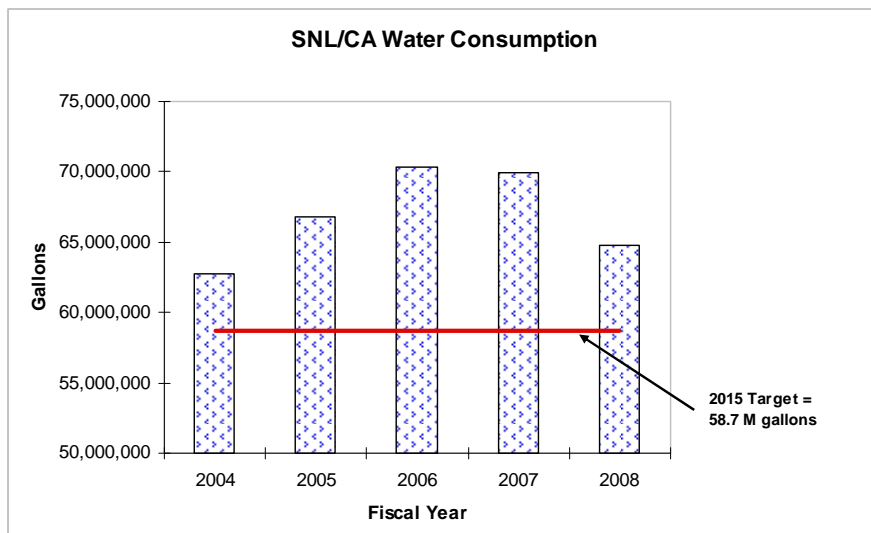


Figure 4-18 Water Consumption at SNL/CA

4.3 Functional Environmental Program Highlights

Six functional environmental programs support environmental management at SNL/CA, air quality, environmental monitoring, environmental planning and ecology, hazardous materials management, pollution prevention and waste minimization, and waste management. The following sections summarize the responsibilities of each program and identify the highlights that occurred during 2008.

4.3.1 Air Quality Program

The Air Quality Program provides compliance assistance for all nonradiological air emission sources at SNL/CA. Program staff review all directives, laws, and regulations relevant to air emissions for applicability to the site. This program manages the air permit process, from the initial steps of preparing permit applications through implementation of permit conditions and annual renewals. The Air Quality Program is responsible for evaluating proposed projects, assessing chemical use, and assessing emissions of all criteria pollutants and toxic air contaminants.

In 2008, Sandia replaced several higher-polluting pieces of landscaping equipment with new low-emission, fuel-efficient machines. The Air Quality Program was instrumental in acquiring two new weed trimmers for the Maintenance Department. Although relatively small in size, typically these two-stroke engines are deceptively high polluters.⁸ With this new equipment, we anticipate a continued reduction in ROG, NO_x, and PM₁₀ emissions.

⁸ Using a commercial chain saw – powered by a two-stroke engine – for two hours produces the same amount of smog forming hydrocarbon emissions as driving ten 1995 cars about 250 miles each.

In July 2008, an inspector with the Bay Area Air Quality Management District (BAAQMD) inspected eleven site boilers. The inspector found no violations of District regulations or permit requirements.

4.3.2 Environmental Monitoring Program

The Environmental Monitoring Program routinely monitors wastewater, storm water, and groundwater systems at SNL/CA to assess the affect of site operations on the public and local environment. Monitoring of external radiation at the site perimeter is also conducted under this program. Routine monitoring activities and results are presented in Chapter 5.

During 2008, the Environmental Monitoring Program focused on modifying the sanitary sewer system to eliminate exceedances in the effluent. Activities completed in 2008 include:

- Sewer system search and repair. After power-flushing, the sewer was examined with a video system. No major line breaks were found. However, the video revealed a branch line that was blocked by roots and several small problems, such as line offsets. The blocked section was cleared and a liner was inserted into the pipe to prevent future intrusions.
- Greater monitoring of the sewer system. The number of satellite sewer sampling locations was increased from two to six, and sampling now occurs daily, rather than twice per week.
- New location for the compliance sampling system. The system's position at the sewer outfall may have skewed sediment concentration levels to appear higher, especially during low flows. With the concurrence of City of Livermore regulators, the sampling location was moved in early December 2008 and should now provide a more representative sample of the sewer effluent.

4.3.3 Environmental Planning and Ecology Program

The Environmental Planning and Ecology Program provides oversight for ecological resource management, National Environmental Policy Act reviews, and cultural and historic resource reviews. Each year, the Environmental Planning and Ecology Program compares actual site operations to the maximum operations scenario presented in a site-wide environmental assessment (SWEA) to determine whether SNL/CA operations remain within the bounding impact analysis. Table 4-3 presents a summary of the comparison and an evaluation of the results.

Table 4-3 Comparison of 2008 Operations with SWEA Envelope

Activity / Unit	SWEA Envelope (maximum operations)	Calendar Year 2008	Site Operations Remain Within Impact Analysis
Proposed Action			
Site mission	Supports DOE, NNSA, DHS	No change	Yes
Arroyo Seco improvements	20 tasks	5 tasks completed	Yes
Increase operations	Increase to 2 shifts	1 shift	Yes
New facilities	5,000 sf badge office; new 16,000 sf laboratory; 84,000 sf laboratory replacement for Building 916	500 sf as of December 31, 2008 (badge office trailer)	Yes
		26,136 sf as of December 31, 2008	Yes
Demolition	100,000 sf		
Land Use			
Construction area	93 acres	8 acres as of December 31, 2008	Yes
Wildlife reserve	30 acres	106 acres	Yes – results in a positive effect
Geology / Soil			
Solid waste management units	23 units total	22 units	Yes
Soil removed	5000 cu yd/yr	0 cu yd	Yes
Soil managed onsite	5000 cu yd/yr	< 100 cu yd	Yes
Backfill material brought onsite	6000 cu yd/yr	< 200 cu yd	Yes
Infrastructure			
Water use	91.8 million gal/yr	64.9 million gals	Yes
Sanitary sewer discharge	29.1 million gal/yr	7.65 million gals	Yes
Natural gas use	94 million cu ft/yr	68.4 million cu ft ^e	Yes
Electricity use	48,800 MW h/yr	36,093 MW hrs ^e	Yes
Biological and Ecological Resources			
Construct flood plains in Arroyo Seco	1800 linear feet	None	Yes
Create riparian habitat	0.2 acres	0.05 acres as of December 31, 2008	Yes
Ground disturbance in / along arroyo	10 acres	< 3 acres as of December 31, 2008	Yes
Cultural Resources	None known onsite	No change	Yes
Water Resources			
Impervious surface area	76.9 acres total	53.8 acres	Yes
Irrigation water use	17 million gal/yr	not measured	Unknown ⁹
Waste Generation			
Radioactive waste	8,811 kg/yr	113 kg	Yes
Hazardous waste	133,820 kg/yr	23,525 kg (estimate)	Yes
Construction debris (sub-set of solid waste)	200 tons/yr	89 metric tons – recycled 5.5 metric tons - waste	Although greater than projected in SWEA, landfill capacity in the region was not exceeded
Solid waste (non-hazardous, excludes construction debris)	378.7 metric tons/yr	106 metric tons	Yes

⁹ Irrigation water is not metered at SNL/CA. Data presented in past reports was estimated. In 2008, this methodology was determined to provide inaccurate calculations of irrigation water use. Sandia currently has no plans to install a water metering system. However, efforts will continue to reduce the quantity of water used for irrigation by installing “smart” control systems.

Activity / Unit	SWEA Envelope (maximum operations)	Calendar Year 2008	Site Operations Remain Within Impact Analysis
Proposed Action			
Transportation			
Hazardous / radioactive waste shipments	116 shipments/yr	12 shipments	Yes
Non-hazardous waste shipments (solid waste and construction debris)	80 shipments/yr	34 shipments	Yes
Air Emissions			
Total criteria pollutants	8,212 kg/yr	6,300 kg ^a	Yes
Total air toxics	2,880.16 kg/yr	2,350 kg ^a	Yes
Radioactive	0 emissions	0 emissions	Yes
Permits	57 permits annually	15 / 15 permits ^b	Yes
Human Health			
Recordable accidents / injuries	78 accidents / injuries annually	14 accident / injuries ^e	Yes
Lost work-day cases	19 days annually ^c	1 day ^c	Yes
Socioeconomics			
Employment	Up to 1931 persons annually	972 persons ^d	Yes
Operating budget	\$262 million/yr	223.1 million ^e	Yes

^a Annual emissions were calculated by multiplying the daily emissions reported in the BAAQMD Permit to Operate by 365. Emissions are based on 2007 data.

^b Data provided for the 2007/2008 and 2008/2009 permit periods. See Section 3.4.1 for more information.

^c Extrapolated from historical average.

^d Sandia employees only. Does not include contract staff. Data from December 2008.

^e Fiscal year data (October 1, 2007 – September 30, 2008).

4.3.4 Hazardous Materials Management Program

The Hazardous Materials Management Program is responsible for tracking hazardous materials (chemical and biological), managing the Material Safety Data Sheet (MSDS) library, providing MSDS information to site personnel, and for regulatory compliance reporting required under various hazardous materials regulations.

Each year, the Hazardous Materials Management Program conducts an annual hazardous material inventory reconciliation. In 2008, the reconciliation team achieved a 95 percent “found rate” which is an improvement of two percent over the 93 percent found in 2007. This is the highest rate achieved since annual reconciliations began over ten years ago. This result surpasses by three percent the SNL/CA EMS performance target of 92 percent.

During 2008, a number of new features and reports were added to the CIS software as part of the continuous improvement process in the Hazardous Materials Management Program. These upgrades significantly improved the accuracy of the data for two processes, the new incoming inventory verification process and a monthly emergency management highly hazardous validation process. Both CIS software upgrades contributed to the increased “found rate” for 2008.

4.3.5 Pollution Prevention and Waste Minimization Program

The Pollution Prevention and Waste Minimization Program promotes the elimination or reduction of all waste types generated at SNL/CA. Program staff work closely with other SNL/CA organizations to establish routine and project-specific recycling programs. The

program provides guidance for resource and energy conservation and assists in identifying recycled-content products for use throughout the site. See Section 4.1 for recycling and waste minimization data.

During 2008, SNL/CA implemented improvements to the management of several waste streams. SNL/CA improved the process for offsite recycling of batteries and empty aerosol cans. The Pollution Prevention Program worked with several disciplines on reusing and/or recycling excess equipment from several laboratory and warehouse cleanouts.

The Pollution Prevention staff sponsored a Virtual Earth Day in April. This included general information about Earth Day, an environmental footprint exercise for individuals, the opportunity to pledge to improve behavior to be more environmentally aware, information on green travel, cars, organic foods, and finally links to surrounding cities' activities.

The Pollution Prevention staff also sponsored Bike, Hike or Share a Ride Day in July. The activities included staging an area for carpools and alternative transportation vehicles, preparing a Commuter Exchange web page that advertised and provided information about local bike shops, how to manage bikes on public transportation, locations of showers on site and a buddy list for personnel to contact if they commute to work and need a ride home.

Finally in 2008 the Pollution Prevention staff changed the process for the recycling of metal specifically beverage containers, scrap metal, lead metal, lead acid batteries and electronics. The new process will generate revenue from metal recycling efforts.

4.3.6 Waste Management Program

The Waste Management Program manages hazardous, radioactive, and mixed wastes generated by SNL/CA operations. Program personnel collect waste from the point of generation and transfer waste to onsite waste storage facilities for storage, consolidation, commingling, and packaging. The Waste Management Program establishes and maintains several contracts for offsite reclamation, recycling, treatment, and disposal of wastes. Waste Management provides regulatory oversight in accordance with federal, state, and local regulations. The Program manages the Resource Conservation and Recovery Act (RCRA) and Tiered permit process, and implements RCRA and Tiered permit conditions. Program staff conduct process knowledge evaluations to characterize waste types generated from specific operations. The Waste Management Program also provides waste generator training to the Sandia workforce.

In 2008, SNL/CA completed the process of transferring management oversight of radioactive waste activities to the Regulated Waste/Nuclear Material Disposition Department at SNL/NM. Radioactive waste generated at SNL/CA is tracked locally and reported in the site annual reports. The Waste Management Program also supported the site-wide gas cylinder reduction campaign led by the Hazardous Materials Management Program and continued active support for SNL/CA's efforts to minimize routine hazardous waste generation.

5 Environmental Monitoring

Sandia National Laboratories, California (SNL/CA) monitors storm water, wastewater, groundwater, and gamma radiation. This chapter provides a summary of monitoring activities and results for each of these media. Both radiological and non-radiological data are presented.

SNL/CA does not directly monitor airborne effluents. Non-radiological (chemical) emission sources do not require routine or continuous monitoring of ambient air quality concentrations. However, SNL/CA does maintain equipment and process usage records (e.g. hours of operation or quantity of solvents used) for emission sources. Similarly, there are no radionuclide emission sources that require routine monitoring. SNL/CA maintains an inventory of radioactive isotopes (small quantity sealed and unsealed sources), and operates several radiation generating devices. Emission monitoring is not required for these materials and devices.

Typically, radiological emission data that would be obtained from radionuclide effluent monitoring is used to evaluate the potential effect that a particular site's operations may have on local populations and the environment. Because there are no radionuclide emission sources and no monitoring data for site operations, calculations for maximum individual dose or collective population dose are not possible. As an alternative to these calculations, SNL/CA compares gamma radiation data collected at the site perimeter to offsite data. Results of this comparison are presented in Section 5.4.

SNL/CA is not required to monitor biota or vegetation. The Department of Energy (DOE) RAD-BCG Calculator, a computer tool developed by DOE, is used each year to determine the need and level of monitoring required. The results from applying the tool in 2008 are presented in Section 5.4.

5.1 Storm Water

All storm water runoff from SNL/CA is conveyed to the Arroyo Seco, which discharges into Alameda Creek and eventually to the San Francisco Bay. Storm water that flows off buildings, material-handling areas, parking lots, and other impervious surfaces, may pick up pollutants, such as oil and grease, soil, litter, pesticides, and fertilizers. During heavy or continuing storms, runoff may transport pollutants to Arroyo Seco before the storm water has time to evaporate or infiltrate into the ground.

To assess the impact of site operations to storm water discharges, SNL/CA collects samples of surface runoff at nine locations around the site. These locations, identified on Figure 5-1, were selected because they provide the best representation of drainage areas and activities onsite. Each of the nine locations is sampled twice each wet season, once each during two

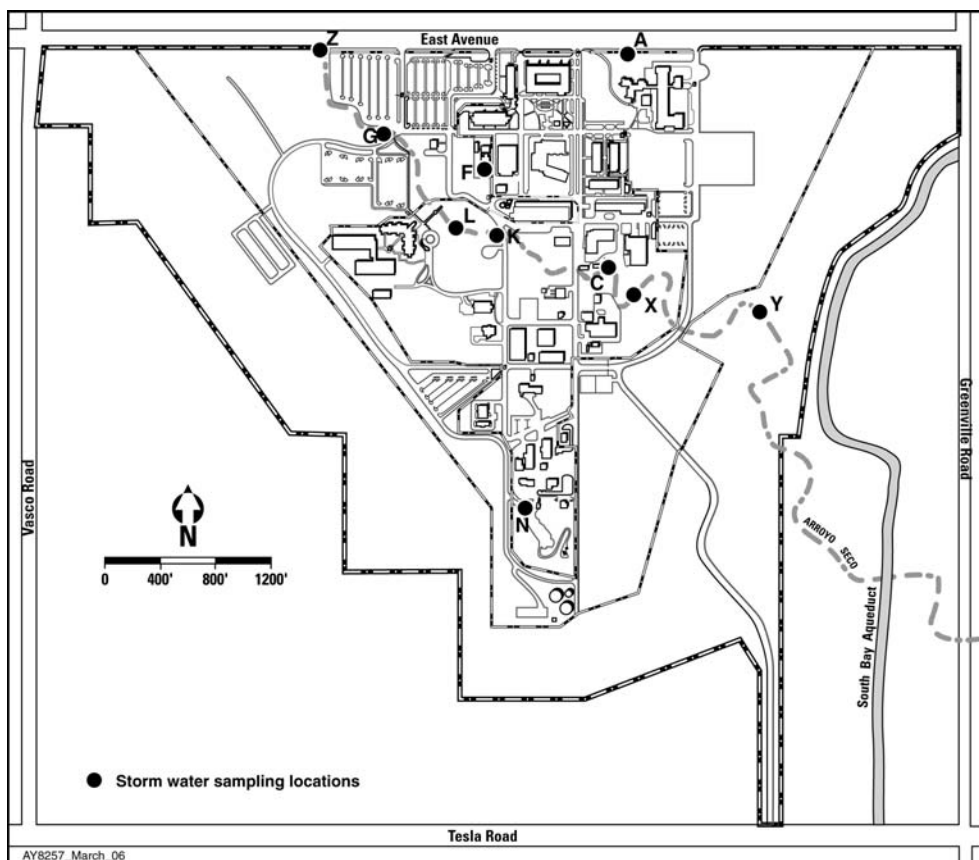


Figure 5-1 Storm Water Sampling Locations

separate storm events, provided there is sufficient runoff. The wet season is from October 1 through May 31. Because any one storm may not produce enough runoff to allow for sample collection at all nine locations, sampling during more than two storm events is generally required.

One additional sampling location, Station N, is used to monitor erosion from the Navy Landfill, but is not sampled for the storm water program. During the 2007/2008 rainy season, Station N was not sampled.

Storm water discharges at SNL/CA are covered under the State of California NPDES General Permit for Storm Water Discharge Associated with Industrial Activities (General Permit) (California Water Resources Control Board 1997). The General Permit does not establish water quality standards for storm water discharges. Consequently, a comparison of analytical results with regulatory standards cannot be made. Instead, the analytical data obtained from monitoring storm water discharge is used to optimize storm water pollution prevention activities at SNL/CA.

- | Analytical Parameters – Stormwater | |
|---|------------------------|
| ➤ | Specific conductivity |
| ➤ | pH |
| ➤ | Total suspended solids |
| ➤ | Oil and grease |
| ➤ | Cyanide |
| ➤ | Metals |
| ➤ | Chemical oxygen demand |
| ➤ | Nitrite + nitrate |
| ➤ | Ammonia |
| ➤ | Tritium |

Analytical results of storm water sampling for the 2007/2008 wet season are presented in Table 5-1. No pollutants were detected in storm water runoff at levels that are a cause for concern. The concentrations of constituents detected in storm water are similar to those detected historically.

Table 5-1 Summary of Analytical Results for Storm Water, 2007/2008 Wet Season

Parameter	Number of Samples Analyzed	Number Found Below Detection Limit	Detection Limit	Minimum Concentration	Maximum Concentration
Total suspended solids	13	4	4 mg/L	<4 mg/L	44.0 mg/L
Specific conductivity	13	2	10 µmho/cm	<10 µmho/cm	1560 µmho/cm
pH	13	0	None	6.58	8.02
Oil and grease	13	13	5 mg/L	<5 mg/L	<5 mg/L
Chemical oxygen demand	13	1	10 mg/L	<10 mg/L	100 mg/L
Cyanide	13	9	0.002 mg/L	<0.002 mg/L	0.0029 mg/L
Tritium	13	13	653-923 pCi/L	<653 pCi/L	<923 pCi/L
Aluminum	13	0	0.05 mg/L	0.18 mg/L	1.7 mg/L
Arsenic	13	4	0.0005 mg/L	<0.0005 mg/L	0.0042 mg/L
Cadmium	13	6	0.00025 mg/L	<0.00025 mg/L	0.00084 mg/L
Iron	13	0	0.02 mg/L	0.24 mg/L	1.9 mg/L
Lead	13	1	0.0005 mg/L	<0.0005 mg/L	0.0075 mg/L
Magnesium	13	0	0.02 mg/L	0.31 mg/L	67 mg/L
Mercury	13	5	0.000012 mg/L	<0.000012 mg/L	0.00026 mg/L
Selenium	13	13	0.0005 mg/L	<0.0005 mg/L	<0.0005 mg/L
Silver	13	13	0.00019 mg/L	<0.00019 mg/L	<0.00019 mg/L
Zinc	13	1	0.02 mg/L	<0.047 mg/L	0.19 mg/L
Ammonia-N	13	1	0.005 mg/L	<0.005 mg/L	1.8 mg/L
Nitrite + nitrate	13	2	0.1 / 0.45 mg/L	<0.1/<0.45 mg/L	0.32 mg/L

Annually, SNL/CA evaluates storm water pollution prevention practices at each drainage location as part of its monitoring activities. No practices that would cause a threat to the storm water were observed.

During years of sufficient runoff, SNL/CA compares the analytical results from storm water entering the site to storm water exiting the site. A general comparison of the storm water entering the site during the 2007/2008 wet season to storm water collected on site shows that the incoming storm water had the highest concentrations of magnesium and specific conductivity, but the lowest concentration of zinc. The incoming water also had the highest pH. For other parameters the concentrations were similar.

5.2 Wastewater

Wastewater effluent generated at SNL/CA consists of sanitary and laboratory discharges. Sanitary effluent is discharged directly to the sewer system. Sewer discharges exit the site through a sewer outfall located at the northern boundary, and join with the Lawrence

Livermore National Laboratory (LLNL) sewer system. Laboratory discharges are generated from general research activities, and from operations that qualify as categorical processes subject to Federal pretreatment standards. Laboratory effluent from most laboratory areas is diverted to liquid effluent control system (LECS) holding tanks prior to discharge to the sanitary sewer. SNL/CA monitors wastewater at the sewer outfall, LECS tanks, and at categorical process point sources.

5.2.1 Sewer Outfall

SNL/CA operates a sewer outfall and monitoring station at the northern site boundary to continuously monitor wastewater for flow and pH. Samples are also collected at the outfall to monitor compliance with wastewater discharge limits established in the site's *Wastewater Discharge Permit*. The outfall sampling schedule and analytical parameters are presented in Table 5-2. Consistent with permit requirements, SNL/CA does not analyze wastewater samples collected at the sewer outfall for radioactive constituents.

Table 5-2 Sewer Outfall Sampling Schedule, 2008

Frequency	Sample Type	Analytical Parameter
Daily	Composite	Archive sample; analyzed only when weekly composite sample shows concentration greater than or equal to 50% of discharge limit for metals.
Weekly	Composite	Metals
Monthly	Composite	Total dissolved solids Total suspended solids Biochemical oxygen demand Chemical oxygen demand ^a
Monthly	Grab	Cyanide EPA priority organic pollutants

^aChemical oxygen demand analyses are not required by the Wastewater Discharge Permit.

A summary of analytical results for physical parameters and metals from the SNL/CA sanitary sewer outfall is presented in Table 5-3. In 2008, all liquid effluent from the outfall complied with the site outfall discharge limits for regulated physical parameters and most metals. The site exceeded the discharge limit for copper and zinc on June 25 (copper), July 1 (copper), July 6 (copper), July 12 (copper), July 13 (copper), July 20 (copper and zinc), August 6 (copper), August 8, (zinc), August 12 (copper), August 22 (copper). Not all of these exceedances are reflected in Table 5-3 data because the table presents data for weekly composite samples. The copper exceedances were found in the daily samples collected on the dates above. Additional information about the exceedance is presented in Section 3.12.

Table 5-3 Weekly Composite Sewer Outfall Monitoring Results – Physical Parameters and Metals, 2008

Parameter	Number of Samples Analyzed	Quantity Found Below Detection Limit	Detection Limit	Sewer Discharge Limit	Minimum Concentration	Maximum Concentration
Total suspended solids	12	0	1 mg/L	None	84 mg/L	1410 mg/L
Total dissolved solids	12	0	10 mg/L	None	137 mg/L	456 mg/L
Biochemical oxygen demand	12	0	4 mg/L	None	100 mg/L	610 mg/L
Chemical oxygen demand ^a	12	0	10 mg/L	None	270 mg/L	4100 mg/L
Cyanide	12	1	0.001 mg/L	0.04 mg/L	0.0021 mg/L	0.018 mg/L
Arsenic	52	2	0.0005 mg/L	0.06 mg/L	0.00075 mg/L	0.0032 mg/L
Cadmium	52	5	0.00025 mg/L	0.14 mg/L	<0.00025 mg/L	0.0030 mg/L
Chromium	52	3	0.0005 mg/L	0.62 mg/L	0.0016 mg/L	0.26 mg/L
Copper	52	1	0.0005 mg/L	1 mg/L	0.092 mg/L	1.2 mg/L
Lead	52	3	0.0005 mg/L	0.2 mg/L	0.0016 mg/L	0.031 mg/L
Mercury	52	2	0.000012 mg/L	0.01 mg/L	0.000038 mg/L	0.0011 mg/L
Nickel	52	4	0.0005 mg/L	0.61 mg/L	0.0032 mg/L	0.096 mg/L
Silver	52	7	0.00019 mg/L	0.2 mg/L	0.00045 mg/L	0.022 mg/L
Zinc	52	1	0.005 mg/L	3 mg/L	0.14 mg/L	2.2 mg/L

^aChemical oxygen demand analyses are not required by the Wastewater Discharge Permit.

Sewer outfall samples are also analyzed for priority pollutants that are listed by the U.S. Environmental Protection Agency (EPA) as toxic organics. Because the list is lengthy, SNL/CA routinely reports only positively identified organic constituents. In 2008, sewer outfall samples showed concentrations of acetone (<5 - 100 µg/L), chloroform (1.3 – 19.0 µg/L), bromoform (<0.5 – 6.0 µg/L), phenol (52 µg/L), Dibromochloromethane (0.73 µg/L), toluene (0.92 – 34 µg/L), styrene (0.57-0.74 µg/L), methylene chloride (0.6 µg/L), tetrachloroethene (3.1 µg/L), and 3, and/or 4-Methylphenol(m,p-cresol) (40 µg/L). All other constituents on the EPA toxic organic list were below minimum detection limits. The toxic organic discharge limit for the site is 1000 µg/L. In 2008, SNL/CA did not exceed this discharge limit.

5.2.2 Liquid Effluent Control System

Effluent from major laboratory facilities is diverted to LECS holding tanks where wastewater can be sampled and analyzed prior to release to the sewer system. SNL/CA operated five LECS during 2008. Wastewater from LECS tanks is typically analyzed for metals. Analyses for other parameters associated with the process generating the wastewater may also be done. Four of the five LECS tanks are also continuously monitored for pH. One LECS tank that is used infrequently is monitored prior to discharge for tritium and uranium. The tank did not

require discharge in 2008; consequently, analyses for radioactive constituents were not necessary.

Wastewater that does not meet the discharge limits at the sewer outfall is transferred to Waste Management for disposal. Depending on the constituents of the wastewater, it may be disposed as hazardous or non-hazardous waste. In 2008, SNL/CA disposed of one tank of wastewater, approximately 4,100 gallons, through Sandia's Waste Management Program. The wastewater contained levels of copper that were too high to discharge to the sanitary sewer. SNL/CA's Environmental Monitoring Program initiated an investigation to identify the source of copper, but was unable to locate the source.

5.2.3 Categorical Processes

Three research operations at SNL/CA are defined as federal categorical processes subject to the EPA's pretreatment standards for point sources (40 CFR Part 403, 40 CFR Part 433). These categorical processes include two metal finishing operations and a semiconductor manufacturing operation.¹⁰ Wastewater from the semiconductor manufacturing operation is sampled semiannually. The two metal finishing operations are closed-loop systems that do not discharge effluent to the sanitary sewer, and, therefore, wastewater monitoring is not required. There is an additional laboratory that may infrequently use metal cyanide complexes for electroplating, but this is done on a very small scale (less than 50 mL), and all liquid waste is handled as hazardous waste. There is no discharge from this process.

Samples collected from the semiconductor manufacturing operation are analyzed for pH, arsenic, and toxic organic pollutants. Table 5-4 presents a summary of semiannual monitoring results for the semiconductor manufacturing operation. In 2008, all wastewater from this operation met the pretreatment standards.

Table 5-4 Monitoring for Semiconductor Manufacturing Categorical Process, 2008

Parameter	Number of Samples Analyzed	Number Found Below Detection Limit	Detection Limit	Minimum Concentration	Maximum Concentration	Permit Limit ^a
pH	2	--	None	7.37	8.15	5-10
Arsenic	2	2	0.0005 mg/L	<0.0005 mg/L	<0.0005 mg/L	2.09 mg/L
Total toxic organics	2	--	Range ^b	All below detection limit	All below detection limit	1.37 mg/L ^c

^a Permit limit for site outfall.

^b Detection limits for the various organics included in this value range from 0.005 to 0.130 mg/L.

^c The limit for total organics is a daily maximum concentration.

¹⁰ The semiconductor manufacturing operation is a research and development activity exempt from local air pollution regulations.

5.3 Groundwater

SNL/CA has seven groundwater monitoring wells. Sandia monitors groundwater at two former restoration areas and along Arroyo Seco. Three groundwater monitoring wells are used to monitor residual contamination at former restoration areas under a 1989 site clean-up order issued by the Regional Water Quality Control Board, San Francisco Bay Region (RWQCB). Two of these wells are located at the Fuel Oil Spill site, and one at the Navy Landfill. Four monitoring wells are located along Arroyo Seco to monitor the effect of site operations on groundwater quality. Well AS-4 is located up gradient of the developed area of the site and provides background data about local groundwater quality. Groundwater monitoring well locations are shown on Figure 5-2. MW-406, an LLNL well, is also shown on Figure 5-2. SNL/CA discontinued monitoring at this location in 2005, but continues to report the results of LLNL’s monitoring efforts that occur every two years. Table 5-5 provides the sampling schedule for each SNL/CA well location.

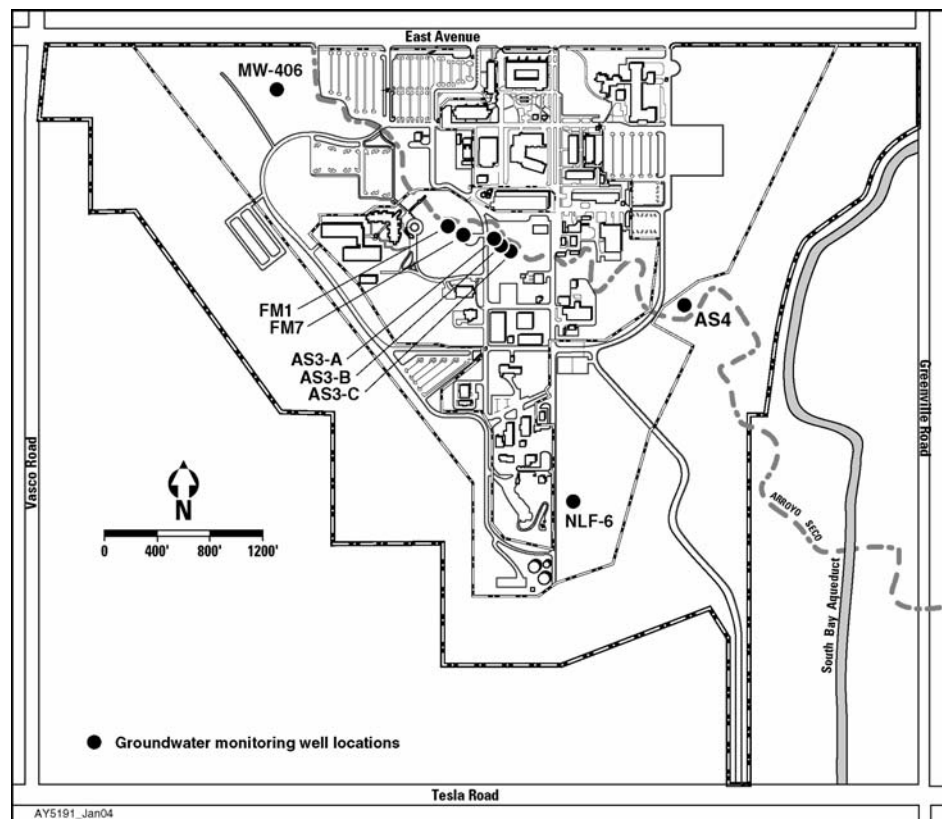


Figure 5-2 Groundwater Monitoring Well Locations

Table 5-5 Groundwater Sampling Schedule, 2008

Well location	Sampling frequency	Analytical parameter
Fuel Oil Spill site (Wells FM-1, FM-7)	Semi-annually	Total petroleum hydrocarbons diesel-methane (TPHD) (8015); water elevation
Navy Landfill (Well NLF-6)	Annually	Volatile halogenated organics (EPA 601); water elevation
Arroyo Seco (Wells AS-3A, AS-3B, AS-3C, and AS-4)	Annually	Metals, volatile halogenated organics (EPA 601), total petroleum hydrocarbons-diesel (8015), tritium, water elevation
Arroyo Seco (Wells AS-3A, AS-3B, AS-3C, and AS-4)	Every two years	General minerals

Table 5-6 presents a summary of groundwater analytical results for the Navy Landfill. Groundwater analytical results for Arroyo Seco wells are summarized in Table 5-7. All wells at the Fuel Oil Spill had insufficient water for sampling during 2008; consequently, no samples were collected¹¹. LLNL sampled MW-406 in October 2007, therefore there are no results for 2008. Complete groundwater analytical results are provided in Chapter 9. As a point of reference, analytical results are compared to federal and state maximum contaminant levels (MCLs), which are applicable for drinking water sources. There are no wells at SNL/CA used as a source for drinking water and MCLs are not standards applied to groundwater at the site.

As in past years, SNL/CA continued to detect carbon tetrachloride at the Navy Landfill well (NLF-6) in 2008. The concentration was above the state MCL of 0.5 µg/L, but below the federal MCL of 5.0 µg/L. The result is similar to that detected in past years.

Table 5-6 Summary of Groundwater Analyses at Navy Landfill, 2008

	Date	Trichloromethane^a (chloroform) µg/L	Carbon Tetrachloride^a µg/L	Tetrachloroethene^a (PCE) µg/L
Detection limit		0.5	0.5	0.5
MCL – California			0.5	5
MCL – Federal		100	5	5
Navy Landfill				
NLF-6	4/2/08	0.53	0.88	ND

^a All other EPA 601 parameters were non-detectable.
MCL – Maximum contaminant levels.

¹¹ The wells at the FOS have been dry five consecutive years.

Table 5-7 Summary of Groundwater Analyses at Arroyo Seco Wells, 2008

Date	EPA 601	Diesel (8015) µg/L	CCR Metals ^a											Tritium pCi/L	
			Antimony mg/L	Arsenic mg/L	Barium mg/L	Chromium mg/L	Copper mg/L	Lead mg/L	Mercury mg/L	Molybdenum mg/L	Nickel mg/L	Vanadium mg/L	Zinc mg/L		
Detection limit		50		0.1	0.1	0.1	0.1	0.1	0.05	0.1	2	0.02	2	0.1	500
MCL - California						1	1		0.05						
MCL - Federal						2									
AS-3A	4/2/08	ND	ND	ND	0.0015	0.140	0.014	0.0057	0.0068	0.000073	0.0033	0.0031	0.0047	0.011	<360
AS-3B	4/2/08	ND	ND	0.00063	0.00077	0.140	0.0083	0.0021	<0.0005	0.000046	0.0037	<0.0005	0.0023	0.0062	<360
AS-3C	4/2/08	ND	ND	0.0010	0.0011	0.096	0.0038	0.0013	<0.0005	0.00015	0.0061	<0.0005	0.0032	<0.005	<360
AS-4	4/2/08	ND	ND	0.00065	0.0019	0.14	0.017	0.008	0.008	0.00006	0.0035	0.0059	0.0068	0.097	<370

^a All other California Code of Regulations (CCR) parameters were non-detectable.
MCL – Maximum contaminant levels.
ND – Non-detectable.

5.4 Biological Dose Assessment

To meet the requirements of DOE Order 450.1A and 5400.5, SNL/CA conducts a biological dose assessment each year using the graded approach presented in *DOE Standard 1153-2002 A Graded Approach for Evaluating Radiation Doses to Aquatic and Terrestrial Biota* (DOE 2002). The technical standard includes models for calculating doses from radionuclide concentration data obtained from sediment and water analyses. In 2008, the RAD-BCG Calculator, a computer tool developed by DOE, was used to calculate doses and determine the need for and level of monitoring required.

The first step in the graded approach is a general screening that compares concentrations of radionuclides in environmental media with derived concentration guides. The ratios of the concentrations to the concentration guides are then summed. If the total equals or exceeds one, then additional analyses are required.

The radionuclides handled in greatest quantity at SNL/CA during past or present operations are tritium and depleted uranium. Typically, SNL/CA uses tritium data from storm water sampling in the RAD-BCG Calculator. However, because tritium was not detected above analytical detection limits in storm water samples collected in 2008, the detection limit value was used. The sum of fractions from storm water data totaled 3.49×10^{-6} . This small fraction indicates that further analysis is not required and that SNL/CA is not required to monitor aquatic or terrestrial biota.

5.5 Radiation Monitoring

SNL/CA monitors gamma radiation to ensure that site operations are not contributing significantly to the ambient radiation dose in the surrounding environment. Onsite sources that could contribute to gamma radiation include small, unsealed radioactive isotopes, sealed sources, and several radiation generating devices. SNL/CA maintains four onsite monitoring stations equipped with thermoluminescent dosimeters. Monitoring stations are shown on Figure 5-3. The dosimeters are collected and evaluated quarterly. The data obtained from Sandia monitoring stations is combined with that from LLNL monitoring stations located around the perimeter of the Sandia site to determine the average annual gamma radiation dose at the site perimeter. The combined dose is then compared to the average annual gamma radiation dose at more distant locations in the Livermore Valley, shown on Figure 5-4. If site operations were contributing significantly to the gamma radiation dose, the dosimeters at the site perimeter would show a higher dose than those at more distant locations.

In 2008, the average annual perimeter dose was 59.2 mrem (0.59 mSv). The average annual dose measurement for distant locations was 55.6 mrem (0.56 mSv). The 2008 data for both perimeter and distant locations are within the range measured over the last fifteen years. Since 1993, the average annual dose at the SNL/CA perimeter ranged from 54.3 mrem to 68 mrem. Over this same period, the average annual dose measured at distant locations ranged from 53.4 mrem to 73 mrem.

The difference between the perimeter and distant location measurements for 2008 is not statistically significant. SNL/CA does not appear to be a contributor to gamma radiation dose in the surrounding environment.

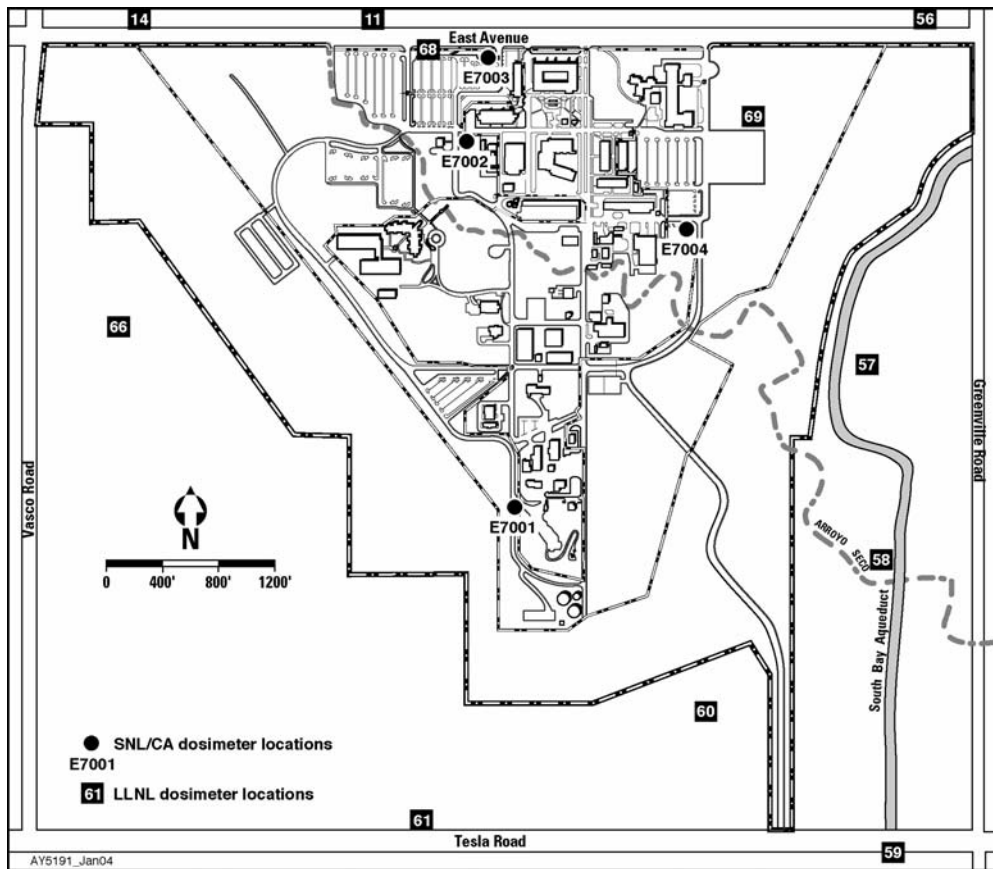
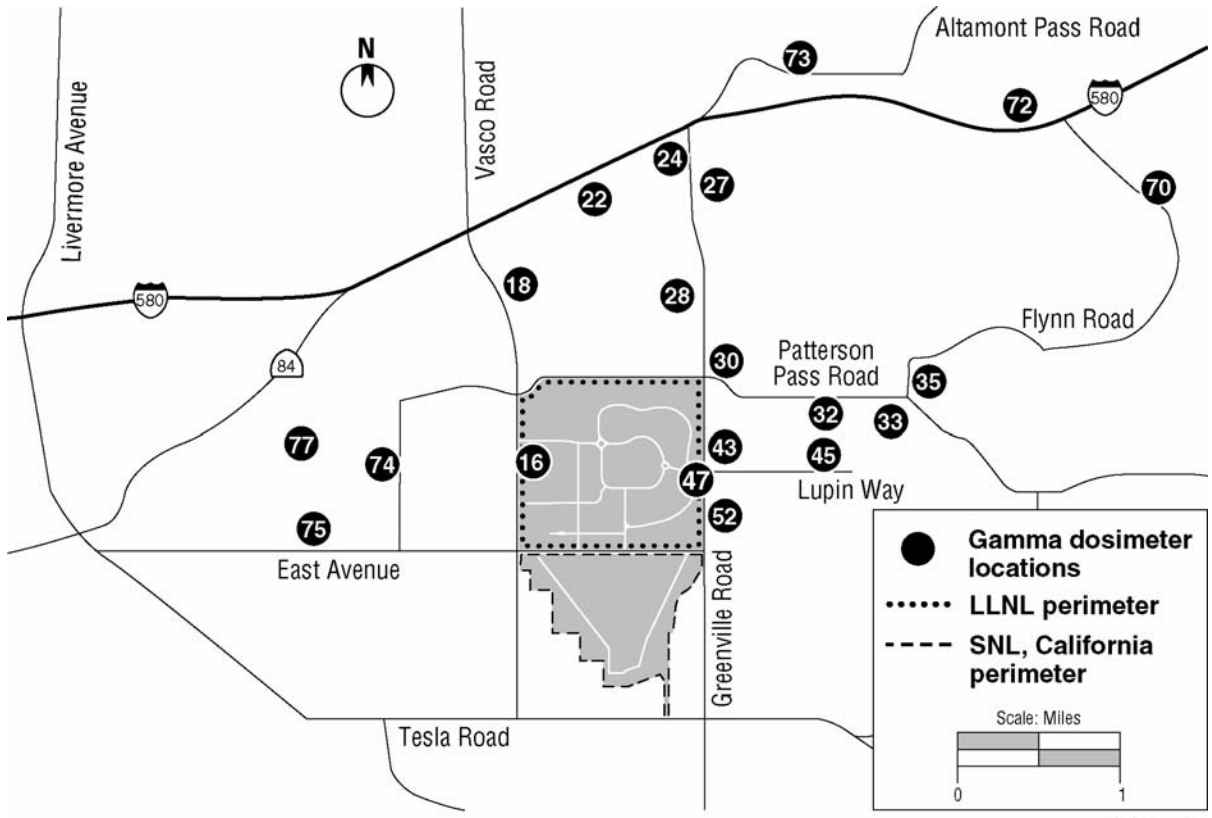


Figure 5-3 Dosimeter Locations at SNL/CA and Around Site Perimeter



AY5191_Jan04

Figure 5-4 Dosimeter Locations in Livermore Valley

6 Quality Assurance

The Sandia Corporate Quality Assurance Program, defined in CPR001.3.2 (SNL 2007) is implemented at Sandia National Laboratories, California (SNL/CA) through the Sandia National Laboratories Division 8000, Quality Management Manual (SNL/CA 2006).

Compliance with the Quality Management Manual satisfies the requirements established in the Department of Energy (DOE) Nuclear Safety Management Regulations, Subpart A, Quality Assurance Requirements (10 CFR 830), and *DOE Order 414.1C, Quality Assurance* (DOE 2005). The Environmental Management Department maintains a Quality Assurance Project Plan that describes the general quality requirements for SNL/CA environmental programs. Program-specific quality requirements are presented in annual program reports and implemented through operating procedures.

DOE Order 414.1C identifies ten criteria that are integral to a quality program:

- Quality assurance program
- Personnel training and qualification
- Quality improvement process
- Documents and records
- Established work processes
- Established standards for design and verification
- Established procurement requirements
- Inspection and acceptance testing
- Management assessment
- Independent assessment

6.1 Environmental Monitoring Quality Assurance

The Environmental Monitoring Program ensures quality in its activities through implementation of quality assurance plans and procedures. A program-specific quality assurance project plan (QAPP) addresses each of the ten criteria listed above, and documents quality assurance activities performed for the program (SNL/CA 2005). The SNL/CA Environmental Monitoring Annual Program Report provides a detailed description of the monitoring and surveillance activities conducted at SNL/CA (SNL/CA 2008b). Additional program operating procedures specify training requirements, establish work processes, define data verification and validation processes, and identify reporting and records management requirements. The operating procedures are reviewed by subject matter experts and approved by the Environmental Management Department Manager.

6.2 Environmental Sampling

Protocols for environmental sampling at SNL/CA are contained in activity specific operating procedures. Elements of these protocols include appropriate sampling methods and equipment; sampling frequency; sampling locations; and sample handling, storage, and packaging. Implementation of established protocols ensures that samples are representative of the environmental medium monitored and that monitoring requirements outlined in permits, DOE orders, and regulations are met. Chain-of-custody protocols are also used to

ensure quality control through proper transfer of samples from the point of collection to the analytical laboratory.

6.3 Sample Analyses

Analyses of samples collected at SNL/CA are performed using one of three avenues, depending on the sample medium or constituent analyzed. The three avenues are: a State accredited laboratory; the SNL/CA Health Protection Laboratory; or the Sandia National Laboratories, New Mexico (SNL/NM) Health Instrumentation Laboratory.

6.3.1 Accredited Laboratory

A State of California accredited laboratory performs analyses of non-radiological samples collected at SNL/CA. To receive accreditation, a laboratory must implement a quality assurance plan. These laboratories are periodically inspected by the California Environmental Protection Agency to ensure that they are operating within regulatory and quality assurance requirements. Consistent with industry standards, non-radiological samples are processed according to federal Environmental Protection Agency methods.

6.3.2 SNL/CA Health Physics Laboratory

Tritium analyses of storm water are performed by the SNL/CA Health Protection Department in an onsite laboratory. These samples are analyzed by liquid scintillation counting, a standard technique for tritium analysis. The Health Physics Laboratory follows the guidance in the Sandia National Laboratories (SNL) Radiation Protection Department Quality Assurance Plan (SNL 2006), and meets the Sandia and DOE quality criteria.

6.3.3 SNL/NM Health Instrumentation Laboratory

Thermoluminescent dosimeters used to collect gamma radiation measurements are processed by the Health Instrumentation Department at SNL/NM following established protocols and quality assurance/quality control requirements under the SNL Radiation Protection Department Quality Assurance Plan (SNL 2006). Automated equipment is used to process the samples and analyze the resulting data.

6.4 Data Verification and Validation

SNL/CA conducts data verification and validation to ensure that environmental data is precise, accurate, representative, comparable, and complete. Verification and validation are accomplished through analyses of quality control samples and by conducting statistical analyses.

6.4.1 Quality Control Samples

Types of quality control samples prepared for the Environmental Monitoring Program include duplicate, spiked, and blank samples. A definition of each sample type follows.

- *Duplicate samples* are collected at the same time and location, and follow the same method, as a routine sample. These samples are used to assess the precision of sample collection and analytical processes.
- *Spiked samples* resemble a routine sample, but contain a known amount of one or more of the constituents of interest. These samples are obtained from an independent laboratory that certifies the concentration of the constituents.
- *Blank samples* resemble a routine sample matrix (e.g. deionized water is used for blank water samples), but lack the constituents of interest. These samples are used to assess background levels of constituents, and possible contamination of the samples in the laboratory or in the field.

SNL/CA's goal for number of quality control samples is 20 percent of the total sample load, where feasible. This includes quality control samples initiated at the laboratory. In 2008, SNL/CA collected fourteen wastewater quality control samples representing 27 percent of the sample load. Two groundwater quality control samples were collected representing 20 percent of the sample load. Four storm water quality control samples were collected during the 2007/2008 wet season, representing 28 percent of the sample load.

6.4.2 Statistical Analyses

Statistical analyses are used to determine completeness, precision, and accuracy of monitoring and surveillance data. Prior to performing statistical analyses, the data is normalized to ensure that valid results are obtained. Descriptions of the statistical tests follow.

Completeness is evaluated by determining the ratio between the number of samples collected and the number of samples scheduled for collection. The data quality objective for completeness is 85 percent.

Precision is evaluated using three methods: determining the ratio between routine and duplicate samples; tests of significant difference; and calculating the 95 percent confidence interval. Data quality objectives vary for precision depending on the results of laboratory analyses.

Accuracy is also evaluated using three methods: determining the ratio between sample results and known values of spiked samples; tests of significant difference; and calculating the 95 percent confidence interval. Data quality objectives vary for accuracy depending on the results of laboratory analyses.

Table 6.1 summarizes the results of statistical analyses conducted in 2008. As shown, several data quality objectives failed during the year. The failed sewer accuracy test was a mercury sample. The laboratory was unable to determine the reason for the discrepancy in results; consequently, similar accuracy tests will be performed in 2009. The storm water precision test parameters that failed were nitrate and total suspended solids. The total suspended solids failure is most likely due to the heterogeneous nature of the storm water. The groundwater precision test that failed was carbon tetrachloride. As a follow-up for the failed nitrate and

carbon tetrachloride tests, analytical results for storm water and groundwater will be closely monitored in 2009 to ensure potential failures are identified early and corrections implemented, if needed.

Table 6-1 Summary of Statistical Analyses, 2008

Sample Medium	Completeness Test	Precision Test		Accuracy Test	
	Results	# of Tests	Results	# of Tests	Results
Wastewater (sanitary sewer)	100%	6	All passed	26	25 passed
Storm water	70% ^a	11	9 passed	--	--
Groundwater	56% ^b	1	Failed	--	--

^aThe low percentage of samples collected was due to an unusually dry year, not a failure of the sampling system. A nonconformance report was not required.

^bThe low percentage of samples collected was due to several wells being dry as a result of a drop in groundwater levels, not a failure of the sampling system. A nonconformance report was not required.

7 References

- 22 California Code of Regulations (CCR), Division 4.5, Environmental Health Standard for Management of Hazardous Waste.
- 10 Code of Federal Regulations (CFR) Part 830, Department of Energy, Nuclear Safety Management, Subpart A, Quality Assurance Requirements, Federal Register Vol. 66, Number 7.
- 10 CFR Part 1021, Department of Energy, National Environmental Policy Act Implementing Procedures.
- 40 CFR Part 61, Environmental Protection Agency, National Emissions Standards for Hazardous Air Pollutants, Subpart H – National Emissions Standards for Emissions of Radionuclides Other Than Radon From Department of Energy Facilities.
- 40 CFR Part 70, Environmental Protection Agency, State Operating Permit Programs.
- 40 CFR Part 82, Environmental Protection Agency, Protection of Stratospheric Ozone.
- 40 CFR Part 262.41, Environmental Protection Agency, Standards Applicable to Generators of Hazardous Waste, Subpart D, Record-keeping and Reporting.
- 40 CFR Part 403, Environmental Protection Agency, General Pretreatment Regulations for Existing and New Sources of Pollution.
- 40 CFR Part 433, Environmental Protection Agency, Metal Finishing Point Source Category.
- 7 United States Code (USC) §136, Federal Insecticide, Fungicide, and Rodenticide Act, 1972.
- 15 USC §2601 et. seq., Toxic Substances Control Act of 1976.
- 16 USC § 470, National Historic Preservation Act of 1966.
- 16 USC § 703 et. seq., Migratory Bird Treaty Act of 1918.
- 16 USC §1531 et. seq., Endangered Species Act of 1973.
- 33 USC §1251, Clean Water Act of 1977.
- 42 USC § 2011 et. seq., Atomic Energy Act of 1954.
- 42 USC § 4321 et. seq., National Environmental Policy Act of 1970.
- 42 USC § 6901 et. seq., Resource Conservation and Recovery Act of 1976.

42 USC § 6961, Federal Facility Compliance Act of 1992.

42 USC § 7401, Clean Air Act Amendments of 1990.

42 USC § 9601, Comprehensive Environmental Response, Compensation, and Liability Act of 1980.

42 USC §11001 et. seq., Superfund Amendments and Reauthorization Act of 1986, Emergency Planning and Community Right-to-Know Act.

42 USC §13101 et. seq., Pollution Prevention Act of 1990.

Assembly Bill 2185, California Hazardous Materials Release Response Plans and Inventory Law, 1987.

California Health and Safety Code, Division 20, Chapter 6.5, § 25100 et. seq., Hazardous Waste Control Law.

California Health and Safety Code, Division 20, Chapter 6.7, §§ 25280-25299.8, Underground Storage of Hazardous Substances.

California Health and Safety Code, Division 20, Chapter 6.95, § 25500, et. Seq., Hazardous Materials Release Response Plans and Inventory.

California Health and Safety Code, Division 104, Part 14, §§ 117600-118360, Medical Waste Management Act.

California Regional Water Quality Control Board, San Francisco Bay Region (California RWQCB) 1989, Order No. 89-184, Revision of Site Cleanup Order, Sandia Corporation and U.S. Department of Energy, Livermore, December 1989.

California Water Resources Control Board 1997, State of California, NPDES General Permit for Storm Water Discharge Associated with Industrial Activities, April 1997.

Department of Energy (DOE) 1986, Comprehensive Environmental Assessment and Response Program, Phase I: Installation Assessment, Sandia National Laboratories, Livermore, September, 1986.

DOE 1993, DOE Order 5400.5, change 2, Radiation Protection of the Public and the Environment, January 7, 1993.

DOE 2001, DOE Order 435.1, change 1, Radioactive Waste Management, August 28, 2001.

DOE 2002, DOE Standard 1153-2002, A Graded Approach for Evaluating Radiation Doses to Aquatic and Terrestrial Biota, July 2002.

DOE 2003a, Final Site-wide Environmental Assessment of the Sandia National Laboratories/California, DOE/EA-1422, January 2003.

- DOE 2003b, Site Wide Environmental Assessment for SNL/CA, Finding of No Significant Impact, March 20, 2003.
- DOE 2004a, DOE Order 231.1A, change 1, Environment, Safety, and Health Reporting, June 3, 2004.
- DOE 2004b, DOE G 450.1-3, Environmental Guidelines for Development of Cultural Resource Management Plans – Update, September 22, 2004.
- DOE 2005, DOE Order 414.1C, Quality Assurance, June 17, 2005.
- DOE 2008a, DOE Order 430.2B, Departmental Energy, Renewable Energy and Transportation Management, February 27, 2008.
- DOE 2008b, DOE Order 450.1A, Environmental Protection Program, June 4, 2008.
- Executive Order (EO) 11988, Floodplain Management, Federal Register, Vol. 42, pp. 26951, May 25, 1977.
- EO 11990, Protection of Wetlands, Federal Register, Vol. 42, pp. 26961, May 25, 1977.
- EO 13423, Strengthening Federal Environmental, Energy, and Transportation Management, January 24, 2007.
- International Organization for Standardization (ISO) 14001, Environmental Management Systems – Requirements with guidance for use, Second edition, November 15, 2004.
- Lawrence Livermore National Laboratory (LLNL) 2009, LLNL Daily Statistics Weather Report, http://www-metdat.llnl.gov/cgi-pub/metdat/generate_daily_report.pl, January 7, 2009.
- Matthews, Graham & Associates (Matthews) 2002, Management Plan for Arroyo Seco at Sandia National Labs, Livermore, CA, April 2002.
- National Fire Protection Association (NFPA) 2007, Standard System for the Identification of the Hazards of Materials for Emergency Response, 2007.
- Sandia National Laboratories (SNL) 2002, Historic Building Survey, Sandia National Laboratories/California, October 30, 2002.
- SNL 2005, Baseline Emission Inventory of Mobile Sources, December 2005.
- SNL 2006, Radiation Protection Department Quality Assurance Plan, RPA-01-01, July 1, 2006.
- SNL 2007, Corporate Quality Assurance Program, Corporate Process Requirements No. CPR001.3.2, <http://www-irn.sandia.gov/policy/leadership/quality.html>, October 29, 2007.

SNL 2008, Environment, Health, and Safety Manual (MN 471001), Section 6S – Toxic Substances Control Act (TSCA), September 11, 2008.

SNL California (SNL/CA) 2002, Sandia National Laboratories, California Environmental Information Document, SAND 2002-8053, March 2002.

SNL/CA 2004, Standard Operating Procedure SP471911, Handling and Storage of Pesticides, May 10, 2004.

SNL/CA 2005, Quality Assurance Project Plan for Environmental Monitoring Program, SAND 2005-6051, September 20, 2005.

SNL/CA 2006, Sandia National Laboratories Division 8000 Quality Management Manual, <https://wfsprod01.sandia.gov/groups/srn-uscitizens/documents/document/wfs276273.pdf>, October 30, 2006.

SNL/CA 2008a, Administrative Procedure for Conducting National Environmental Policy Act Reviews of Proposed Projects at Sandia National Laboratories, California, OP471343, Issue J, January 15, 2008.

SNL/CA 2008b, Sandia National Laboratories, California Environmental Monitoring Program Annual Report, SAND 2007-1401, February 2008.

SNL/CA 2008c, Operating Procedure 471741, Storm Drain Spill Prevention and Control, Issue E, August 26, 2008.

SNL/CA 2008d, Sandia National Laboratories, California 2007 Emissions Inventory of Mobile Sources Progress Report, December 2008.

SNL/CA 2008e, 2008 Annual Report on Waste Generation and Pollution Prevention Progress, December 1, 2008.

SNL/CA 2008f, 2008 Annual Environmental Preferable Purchasing Report, December 1, 2008.

Senate Bill 14, California Hazardous Waste Source Reduction and Management Review Act of 1989.

United States District Court for the District of Columbia (US District Court) 2002, Case Number 01-1291 (RJL), Home Builders Associations of Northern California, et al., Plaintiffs, and El Dorado County, California, Intervenor-Plaintiff, v. Gale A. Norton, Secretary of the Department of Interior, et. al., Defendants, and Jumping Frog Research Institute, et al., Intervenor-Defendants, November 6, 2002.

US District Court, Northern District of California 2006, Case Number 02-1580-JSW (JL), Stipulated Injunction and Order, Center for Biological Diversity, Plaintiff, v. Stephen L. Johnson, Administrator, Environmental Protection Agency, and Wayne Natri, Region 9 Administrator, Environmental Protection Agency, Defendants, and Croplife America, American Forest & Paper Association, Western Plant Health Association, Oregonians for Food and Shelter, and Syngenta Crop Protection, Inc., Defendants-Intervenors, October 17, 2006.

United States Fish and Wildlife Service (USFWS) 2004, Proposed Rule, Endangered and Threatened Wildlife and Plants; Proposed Designation of Critical habitat for the California Red-legged Frog (*Rana aurora draytonii*), Federal Register, April 13, 2004 (Volume 69, Number 71).

USFWS 2005, Proposed Rule, Endangered and Threatened Wildlife and Plants: Revised Proposed Designation of Critical Habitat for the California Red-Legged Frog (*Rana aurora draytonii*), Federal Register, November 3, 2005 (Volume 70, Number 212).

USFWS 2006, Final Rule, Endangered and Threatened Wildlife and Plants; Designation of Critical Habitat for the California Red-Legged Frog, and Special Rule Exemption Associated with Final Listing for Existing Routine Ranching Activities, Federal Register, April 13, 2006 (Volume 71, Number 71).

8 Glossary

Ambient air	The surrounding atmosphere, usually the outside air, as it exists around people, plants, and structures. It does not include the air next to emission sources.
Biochemical oxygen demand	A measure of the amount of dissolved oxygen that microorganisms need to break down organic matter in water. Used as an indicator of water quality.
Categorical process	An industrial process that discharges wastewater and is regulated under 40 CFR, Part 403.
Chemical oxygen demand	The amount of oxygen required to degrade the organic compounds of wastewater. Used to measure the overall level of organic contamination in wastewater.
Dose	A term denoting the quantity of radiation energy absorbed.
Dosimeter	A portable detection device for measuring the total accumulated exposure to ionizing radiation.
Effluent	A liquid or gaseous waste discharged to the environment.
Emission	A gaseous or liquid stream containing one or more contaminants.
Ephemeral stream	A stream that flows only for a short duration during and following rainfall.
External radiation	Radiation originating from a source outside the body.
Fluvial sediments	A sedimentary deposit consisting of material transported by, suspended in, or laid down by a river or stream.
Lacustrine sediments	Sediments formed in, or relating to, a lake.
Mixed waste	Waste that contains both radioactive and hazardous constituents.
pH	A measure of hydrogen ion concentration in an aqueous solution. Acidic solutions have a pH less than 7, basic solutions have a pH greater than 7, and neutral solutions have a pH of 7.
Riparian	Pertaining to, situated in, or adapted to living on the banks of rivers and streams.

Specific conductivity	Measure of the ability of a material to conduct electricity.
Strike-slip fault	A fault with horizontal movement along the break where slipping is parallel with the strike of the fault.
Thermoluminescent dosimeter	A type of dosimeter. After being exposed to radiation, the material in the dosimeter (lithium fluoride) luminesces upon being heated. The amount of light the material emits is proportional to the amount of radiation (dose) to which it was exposed.
Total dissolved solids	Solids in water that pass through a filter. A measure of the amount of material dissolved in water.
Total suspended solids	Solids in water that can be trapped in a filter. Solids can include silt, decaying plant and animal matter, industrial wastes, and sewage.
Transverse fault	A fault that strikes obliquely or perpendicular to the general structural trend of the region.

9 Groundwater Analytical Results and Well Completion Data

Table 9-1 Results of Quarterly Groundwater Analyses at SNL/CA, 2008

Date	Dichlorodifluoromethane µg/L	Chloromethane µg/L	Vinyl Chloride µg/L	Bromomethane µg/L	Chloroethane µg/L	Trichlorofluoromethane µg/L	Methylene Chloride µg/L	Trans-1,2-Dichloroethene µg/L	1,1 Dichloroethane µg/L	Trichloromethane (chloroform) µg/L	1,1,1-Trichloroethane µg/L	Carbon Tetrachloride µg/L	1,2 Dichloroethane µg/L	Trichloroethene µg/L	1,2-Dichloropropane µg/L
Detection limit	2.0	0.5	1.0	1.0	0.5	0.5	2.0	0.5	0.5	0.5	0.5	0.5	0.5	0.5	0.5
MCL - California			0.5			150		10	5		200	0.5	0.5	5	5
MCL - Federal			2				5	100		100	200	5	5	5	5
Well ID															
NLF-6	4/2/08	ND	ND	ND	ND	ND	ND	ND	ND	0.53	ND	0.88	ND	ND	ND
	4/2/08 ^a	ND	ND	ND	ND	ND	ND	ND	ND	0.76	ND	1.4	ND	ND	ND
	4/2/08 ^b	ND	ND	ND	ND	ND	ND	ND	ND	ND	ND	ND	ND	ND	ND
AS-3A	4/2/08	ND	ND	ND	ND	ND	ND	ND	ND	ND	ND	ND	ND	ND	ND
AS-3B	4/2/08	ND	ND	ND	ND	ND	ND	ND	ND	ND	ND	ND	ND	ND	ND
AS-3C	4/2/08	ND	ND	ND	ND	ND	ND	ND	ND	ND	ND	ND	ND	ND	ND
FM-1 ^c		--	--	--	--	--	--	--	--	--	--	--	--	--	--
FM-7 ^c		--	--	--	--	--	--	--	--	--	--	--	--	--	--
AS-4	4/2/08	ND	ND	ND	ND	ND	ND	ND	ND	ND	ND	ND	ND	ND	ND
Trip Blank	4/2/08	ND	ND	ND	ND	ND	ND	ND	ND	ND	ND	ND	ND	ND	ND

MCL – Maximum contaminant level.

ND – Non-detectable.

-- Not required to analyze or sample not collected.

^a Field duplicate sample.

^b Field blank sample.

^c Well was dry during 2008.

Table 9-1 Results of Quarterly Groundwater Analyses at SNL/CA, 2008 (continued)

Date	Bromodichloromethane µg/L	Cis-1,3-Dichloropropene µg/L	Trans-1,3-Dichloropropene µg/L	1,1,2-Trichloroethane µg/L	Tetrachloroethene µg/L	Dibromochloromethane µg/L	Chlorobenzene µg/L	Bromoform µg/L	1,1,2,2-Tetrachloroethane µg/L	1,3-Dichlorobenzene µg/L	1,4-Dichlorobenzene µg/L	1,2-Dichlorobenzene µg/L	8015-Diesel (w/silica gel clean-up) µg/L
Detection limit	0.5	0.5	0.5	0.5	0.5	0.5	0.5	0.5	0.5	0.5	0.5	0.5	50
MCL - California		0.5		32	5		30		1		5		
MCL - Federal	100			5	5	100	100	100		600	75	600	
Well ID													
NLF-6	4/2/08	ND	ND	ND	ND	ND	ND	ND	ND	ND	ND	ND	--
	4/2/08 ^a	ND	ND	ND	ND	ND	ND	ND	ND	ND	ND	ND	ND
	4/2/08 ^b	ND	ND	ND	ND	ND	ND	ND	ND	ND	ND	ND	--
AS-3A	4/2/08	ND	ND	ND	ND	ND	ND	ND	ND	ND	ND	ND	ND
AS-3B	4/2/08	ND	ND	ND	ND	ND	ND	ND	ND	ND	ND	ND	ND
AS-3C	4/2/08	ND	ND	ND	ND	ND	ND	ND	ND	ND	ND	ND	ND
FM-1 ^c		--	--	--	--	--	--	--	--	--	--	--	--
FM-7 ^c		--	--	--	--	--	--	--	--	--	--	--	--
AS-4	4/2/08	ND	ND	ND	ND	ND	ND	ND	ND	ND	ND	ND	ND
Trip Blank	4/2/08	ND	ND	ND	ND	ND	ND	ND	ND	ND	ND	ND	--

MCL – Maximum contaminant level.

ND – Non-detectable.

-- Not required to analyze or sample not collected.

^a Field duplicate sample.

^b Field blank sample.

^c Well was dry during 2008.

Table 9-1 Results of Quarterly Groundwater Analyses at SNL/CA, 2008 (continued)

Date	Antimony mg/L	Arsenic mg/L	Barium mg/L	Beryllium mg/L	Cadmium mg/L	Chromium mg/L	Cobalt mg/L	Copper mg/L	Lead mg/L	Mercury mg/L	Molybdenum mg/L	Nickel mg/L	Selenium mg/L	Silver mg/L	Thallium mg/L	Vanadium mg/L	Zinc mg/L	Tritium pCi/L	
Detection limit	0.0005	0.0005	0.005	0.0005	0.00025	0.0005	0.0005	0.0005	0.0005	0.000012	0.0005	0.0005	0.0005	0.00019	0.0005	0.0005	0.005	210	
MCL - California		0.01	1		0.01	0.05		1 ^d	0.05	0.002			0.01	0.05			5 ^d	20000	
MCL - Federal	0.006	0.01	2	0.004	0.005	0.1		1 ^d		0.002		0.1	0.05	0.1 ^d	0.002		5 ^d		
Well ID																			
NLF-6	4/2/08	--	--	--	--	--	--	--	--	--	--	--	--	--	--	--	--	--	
	4/2/08 ^a	--	--	--	--	--	--	--	--	--	--	--	--	--	--	--	--	--	
	4/2/08 ^b	--	--	--	--	--	--	--	--	--	--	--	--	--	--	--	--	--	
AS-3A	4/2/08	ND	0.0015	0.140	ND	ND	0.014	0.00094	0.0057	0.0068	0.000073	0.0033	0.0031	0.00051	ND	ND	0.0047	0.011	ND
AS-3B	4/2/08	0.00063	0.00077	0.14	ND	ND	0.0083	ND	0.0021	ND	0.000046	0.0037	ND	ND	ND	ND	0.0023	0.0062	ND
AS-3C	4/2/08	0.0010	0.0011	0.096	ND	ND	0.0038	ND	0.0013	ND	0.00015	0.0061	ND	0.0015	ND	ND	0.0032	ND	ND
FM-1 ^c		--	--	--	--	--	--	--	--	--	--	--	--	--	--	--	--	--	
FM-7 ^c		--	--	--	--	--	--	--	--	--	--	--	--	--	--	--	--	--	
AS-4	4/2/08	ND	0.0011	0.071	ND	ND	ND	ND	0.0025	ND	ND	0.0027	0.00068	ND	ND	ND	0.0022	ND	ND

MCL – Maximum contaminant level.

ND – Non-detectable.

-- Not required to analyze or sample not collected.

^a Field duplicate sample.

^b Field blank sample.

^c Well was dry during 2008.

^d Secondary drinking water standard.

Table 9-1 Results of Quarterly Groundwater Analyses at SNL/CA, 2008 (continued)

Date	pH (standard units)	Conductance umhos/cm	Aluminum mg/L	Surfactants (MBAS) mg/L	Chloride mg/L	Nitrate (as Nitrogen) mg/L	Nitrate (as NO3) mg/L	Sulfate mg/L	Alkalinity as CaCO ₃ mg/L	Carbonate mg/L	Bicarbonate mg/L	Iron mg/L	Total dissolved solids mg/L	Calcium mg/L	Potassium mg/L	Magnesium mg/L	Manganese mg/L	Sodium mg/L	Hardness mg/L	
Detection limit	None	1	0.05	0.05	10	0.2	3	20	1	1	1	0.05	5	0.1	2	0.1	0.01	1	1	
MCL - California			1	0.5 ^d	500 ^d		45	500 ^d				0.3 ^d	1,000 ^d			0.05 ^d	0.05 ^d			
MCL - Federal		900 ^d	0.2 ^d	0.5 ^d	250 ^d	10		250 ^d				0.3 ^d	500 ^d			0.05 ^d	0.05 ^d			
Well ID																				
NLF-6	4/2/08	--	--	--	--	--	--	--	--	--	--	--	--	--	--	--	--	--	--	
	4/2/08 ^a	--	--	--	--	--	--	--	--	--	--	--	--	--	--	--	--	--	--	
	4/2/08 ^b	--	--	--	--	--	--	--	--	--	--	--	--	--	--	--	--	--	--	
AS-3A	5/13/08	7.69	632	0.21	--	110	3.3	14	140	244	ND	244	0.25	618	89	2.9	37	ND	81	350
AS-3B	5/13/08	7.79	1040	ND	--	150	3.5	15	170	249	ND	249	0.022	807	98	2.8	46	ND	95	400
AS-3C	6/13/08	10.85	560	ND	--	68	5.5	24	130	40.2	14.3	ND	0.19	528	34	2.8	6.0	ND	80	100
FM-1 ^c	--	--	--	--	--	--	--	--	--	--	--	--	--	--	--	--	--	--	--	--
FM-7 ^c	--	--	--	--	--	--	--	--	--	--	--	--	--	--	--	--	--	--	--	--
AS-4	6/13/08	7.55	1720	0.43	--	270	0.13	0.55	310	446	ND	446	0.60	1490	120	2.9	73	ND	230	620
	--	--	--	--	--	--	--	--	--	--	--	--	--	--	--	--	--	--	--	--

MCL – Maximum contaminant level.

ND – Non-detectable.

-- Not required to analyze or sample not collected.

^a Field duplicate sample.

^b Field blank sample.

^c Well was dry during 2008.

^d Secondary drinking water standard.

Table 9-2 Well Depth and Screen Period Interval

Area	Well ID	Well Depth (ft)	Screen Period Interval (ft)
Fuel Oil Spill Site	FM-1	106.1	90 – 105
	FM-7	108.56	96 – 106
Arroyo Seco	AS-3A	112.58	100 – 110
	AS-3B	124.97	118 – 123
	AS-3C	157	150 – 155
	AS-4	28.57	15 – 25
Trudell Auto Repair Shop	MW-406	94	87 ^a
Navy Landfill	NLF-6	110	87 – 102

^a Start of screen interval. Length of screen interval is unknown.

10 Distribution List

U.S. Department of Energy

Karen Agogino (14)
U.S. Department of Energy
Sandia Site Office
P.O. Box 5400, MS 0184
Albuquerque, NM 87185-5400

John Gould
U.S. Department of Energy
Sandia Site Office
P.O. Box 5400, MS 0184
Albuquerque, NM 87185-5400

Jeff Irwin (MS 9956) (CD only)
U.S. Department of Energy
DOE Facility Representative
Sandia National Laboratories, California

Deborah Griswold
U.S. Department of Energy
NNSA Service Center (EPD)
P.O. Box 5400
Albuquerque, NM 87185-5400

Thad T. Konopnicki
U.S. Department of Energy
National Nuclear Security Administration
Associate Administrator for
Infrastructure and Environment
NA-50/ Forrestal Bldg
1000 Independence Ave, S.W.
Washington, D.C. 20585

Ross Natoli (3)
U.S. Department of Energy
Office of Analysis
HS-32/Forrestal Bldg
1000 Independence Ave, S.W.
Washington, D.C. 20585

Glenn Podonsky
U.S. Department of Energy
Chief Health, Safety, and Security Officer
HS-1/Forrestal Bldg
1000 Independence Ave, S.W.
Washington, D.C. 20585

Andrew C. Lawrence
U.S. Department of Energy
Director, Office of Nuclear Safety, Quality
Assurance and Environment
HS-20/Forrestal Building
1000 Independence Ave, S.W.
Washington, D.C. 20585

Charles B. Lewis
U.S. Department of Energy
Director, Office of Corporate Safety Programs
HS-31/Germantown Building
1000 Independence Ave, S.W.
Washington, D.C. 20585-1290

Bradley A. Peterson
U.S. Department of Energy
Associate Administrator for Defense Nuclear
Security
NA-70/Forrestal Building
1000 Independence Ave, S.W.
Washington, D.C. 20585

Norbert Golchert
Argonne National Laboratory
9700 S. Cass Avenue
Building 200, Room B-11
Argonne, IL 60439

Roger Dirkes
Battelle Pacific Northwest Laboratories
P.O. Box 999
Richland, WA 99352

Eva Hickey
Battelle Pacific Northwest Laboratories
P.O. Box 999, MS K-3-66
Richland, WA 99352

Michael Ruggieri
Lawrence Berkeley National Laboratory
One Cyclotron Road
Berkeley, CA 94720

Terry Morgan
Los Alamos National Laboratory
Environment and Remediation Support
Services Division
P.O. Box 1663, MS-M992
Los Alamos, NM 87545

Joan Hughes
Oak Ridge National Laboratory
P.O. Box 2008
Oak Ridge, TN 37831

Sharon Thompson
Oak Ridge National Laboratory
P.O. Box 2008
Oak Ridge, TN 37831

Jim Heffner
Savannah River Site
Environmental Permitting and Monitoring
Building 735-B
Aiken, SC 29808

Paul M. Kesich
Fermilab
P.O. Box 500, MS 119 (WH 7E)
Batavia, IL 60510

Rick Blake (L-627)
Lawrence Livermore National Laboratory
7000 East Avenue
Livermore, CA 94550

LLNL Public Information Office (L-790)
Lawrence Livermore National Laboratory
7000 East Avenue
Livermore, CA 94550

Other Federal Agencies

Richard Lessler
U.S. Environmental Protection Agency
Region IX
75 Hawthorne Street
San Francisco, CA 94105

The Honorable Ellen Tauscher
U.S. House of Representatives
California 10th District
1801 N. California, Suite 103
Walnut Creek, CA 94596

The Honorable Ellen Tauscher
U.S. House of Representatives
California 10th District
1239 Longworth House Building
Washington DC 20515

State and Local Agencies

Edgar D. Bailey
California Department of Health Services
Radiologic Health Branch
P.O. Box 997414, MS 7610
Sacramento, CA 95899-7414

Stephen Woods
California Department of Health Services
Radiologic Health Branch
P.O. Box 997414, MS 7610
Sacramento, CA 95899-7414

Stephen Hsu
California Department of Health Services
Radiologic Health Branch
P.O. Box 997414, MS 7610
Sacramento, CA 95899-7414

J. Wong
California Department of Health Services
Environmental Management Branch
2151 Berkeley Way, Room 133
Berkeley, CA 94704

Devender Narala
California Regional Water Quality Control
Board
San Francisco Bay Region
1515 Clay Street
Oakland, CA 94612

S. Gittings
Livermore Water Reclamation Plant
101 West Jack London Boulevard
Livermore, CA 94550

D. Greenwood
Livermore Water Reclamation Plant
101 West Jack London Boulevard
Livermore, CA 94550

Kelly Wee
Director of Compliance and Enforcement
Bay Area Air Quality Management District
939 Ellis Street
San Francisco, CA 94109

Robert Weston
Alameda County
Health Care Services Agency
Department of Environmental Health Services
1131 Harbor Bay Parkway
Alameda, CA 94501

Daniel Murphy
California Environmental Protection Agency
Department of Toxic Substances Control
Region 2, Facility Permitting Branch
700 Heinz Avenue, Suite 200
Berkeley, CA 94710

Mike Miller
Public Services Director
City of Livermore
3500 Robertson Park Road
Livermore, CA 94550

Linda Barton
City Manager
City of Livermore
1052 S. Livermore Avenue
Livermore, CA 94550

The Honorable Guy Houston
California State Assembly
15th District
Capitol Building, Room 4208
Sacramento, CA 95814

The Honorable Guy Houston
California State Assembly
15th District
1365 Chestnut Street, Suite A
Livermore, CA 94550

Scott Haggerty
Supervisor District 1
Alameda County Board of Supervisors
1221 Oak Street, Suite 536
Oakland, CA 94612

The Honorable Marshall Kamena
Mayor of Livermore
1052 South Livermore Avenue
Livermore, CA 94550

The Honorable Tom Torlakson
California State Senate
7th District
State Capitol Building, Suite 5061
Sacramento, CA 95814

The Honorable Tom Torlakson
California State Senate
7th District
2801 Concord Blvd.
Concord, CA 94519

Individuals and Organizations

Mike and Ann Mueller
2693 South Vasco Road
Livermore, CA 94550

Marylia Kelley
Tri-Valley CAREs
2528 Old First Street
Livermore, CA 94550

Sandia National Laboratories

MS 0101	T.O. Hunter, 1
MS 9001	P. J. Hommert, 8000
MS 9131	D. Powers, 8529 (3)
MS 9111	M.E. Janes, 8529
MS 9221	B. Larsen, 8516 (10)
MS 9018	Central Technical Files, 8945 (2)
MS 0899	Technical Library, 4536 (2)
MS 9021	Classification Office, 8511
MS 9021	Classification Office, 8511 For DOE/OSTI

Internal Notification Only with Web Link

MS 9004	J. Hruby, 8100
MS 9153	C. Knapp, 8200
MS 9054	R. Carling, 8300
MS 9002	P.N. Smith, 8500
MS 9151	L. Napolitano, 8600/8900
MS 9956	E. Cull, 8510
MS 9902	G. Shamber, 8516
MS 9902	R. Holland, 8516
MS 9902	L. Gardizi, 8516
MS 9902	L. Farren, 8516
MS 9902	J. Harris, 8516
MS 9902	M.E. Brynildson, 8516
MS 9956	A. Jackson, 8517
MS 9956	T.B. Garcia, 8517
MS 9956	D. Beyer, 8521
MS 9031	K.C. Olsen, 11600
MS 1051	B. Bielecki, 4100
MS 1037	B. Brandhuber, 4130
MS 0141	B. Krauss, 11000
MS 0141	A. Blumberg, 11100
MS 1042	H.A. Hwang, 4131
MS 1151	J.J. Thompson, 4139
MS 1042	T.W. Cooper, 4133

