

NCER Monthly Statistical Analysis

<http://www.epa.gov/ncer/>

Custom Report: 1/1/09 - 3/31/09

January 1, 2009 12:00:00 AM – March 31, 2009 11:59:59 PM

This report was generated by WebTrends 7 - Enterprise, Version: 7.1b, Build: 15447 .
Wednesday, June 3, 2009 10:56:48 AM
Final report conversion by WebTrends Report Exporter, Version 7.1b (build 15376)

Copyright (C) 1996-2005 NetIQ Corporation. All rights reserved.

Table of Contents

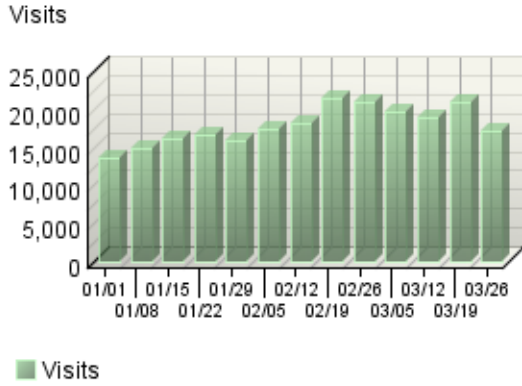
| | |
|---|-----|
| Overview Dashboard | 1 |
| Activity Dashboard | 3 |
| Navigation Dashboard | 5 |
| Pages Dashboard | 6 |
| Visitors Dashboard | 8 |
| Referring Site | 10 |
| Referring Domain | 17 |
| Referring Page | 24 |
| Search Phrases | 31 |
| Search Keywords | 47 |
| Visitors Dashboard | 111 |
| Top Visitors | 113 |
| Visitors by Number of Visits | 126 |
| Visitors Trend | 128 |
| Visits Trend | 133 |
| Organizations | 135 |
| Domain Names | 138 |
| Top-Level Domain Types | 145 |
| Regions | 148 |
| Countries | 150 |
| North American States and Provinces | 156 |
| Pages Dashboard | 159 |
| Pages | 161 |
| Content Groups | 178 |
| Directories | 180 |
| Downloaded Files | 184 |
| Accessed File Types | 194 |

| | |
|----------------------------|-----|
| Page Views Trend | 198 |
| Navigation Dashboard | 200 |
| Entry Pages | 201 |

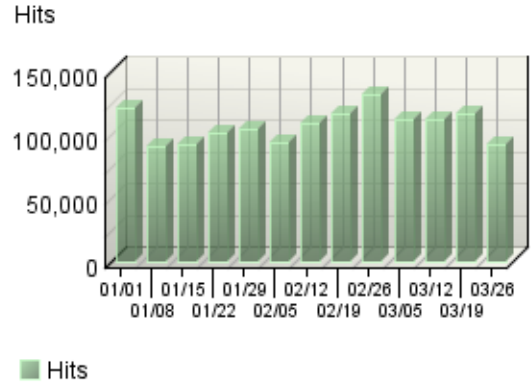
Overview Dashboard

This displays key graphs and tables that provide an overview of the entire report. When viewing through the on-demand interface, you can click on the title of a graph or table to navigate to the corresponding page.

Visits Trend



Hits Trend



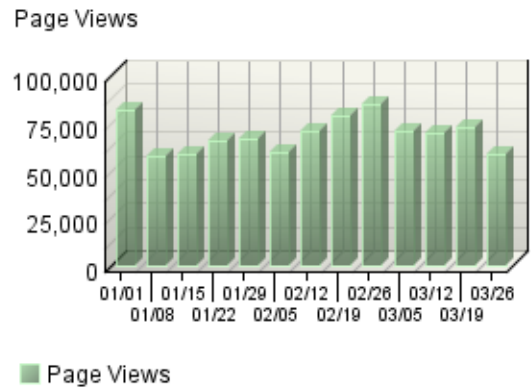
Visitor Summary

| | |
|-------------------------------------|---------|
| Visitors | 145,461 |
| Visitors Who Visited Once | 129,771 |
| Visitors Who Visited More Than Once | 15,690 |
| Average Visits per Visitor | 1.6 |

Visit Summary

| | |
|--|----------|
| Visits | 232,198 |
| Average per Day | 2,579 |
| Average Visit Duration | 00:21:18 |
| Median Visit Duration | 00:02:38 |
| International Visits | 27.07% |
| Visits of Unknown Origin | 0.00% |
| Visits from Your Country: United States (US) | 72.93% |

Page Views Trend



Hit Summary

| | |
|---------------------------------|-----------|
| Successful Hits for Entire Site | 1,394,023 |
| Average Hits per Day | 15,489 |
| Home Page Hits | 27,667 |

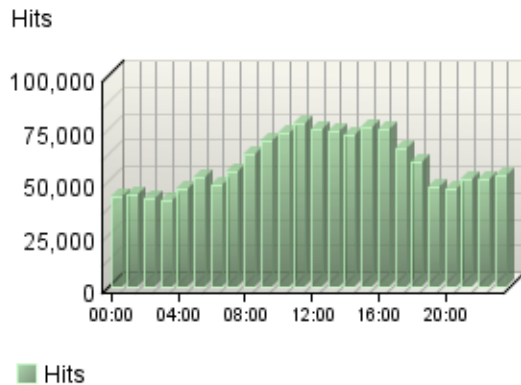
Page View Summary

| | |
|------------------------------|---------|
| Page Views | 895,550 |
| Average per Day | 9,950 |
| Average Page Views per Visit | 3.86 |

Activity Dashboard

This displays key graphs and tables that provide an overview of the Activity chapter. When viewing through the on-demand interface, you can click on the title of a graph or table to navigate to the corresponding page.

Hits by Hour of the Day



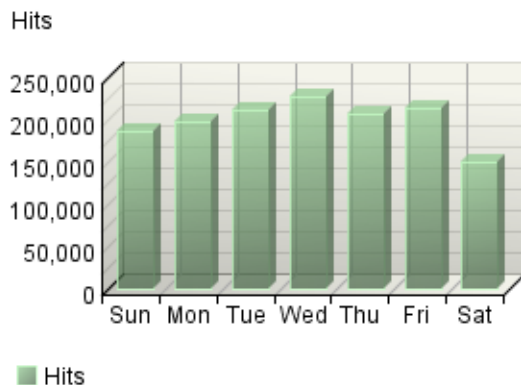
Least Active Summary

| | |
|-------------------------------------|-------------|
| Least Active Date | |
| Number of Hits on Least Active Date | 0 |
| Least Active Day of the Week | Saturday |
| Least Active Hour of the Day | 03:00-03:59 |

Activity on Weekdays Summary

| | |
|---|-----------|
| Total Hits Weekdays | 1,057,404 |
| Total Visits Weekdays | 187,194 |
| Average Number of Visits per day on Weekdays | 2,924 |
| Average Number of Hits per day on Weekdays | 16,521 |

Hits by Day of the Week



Activity on Weekends Summary

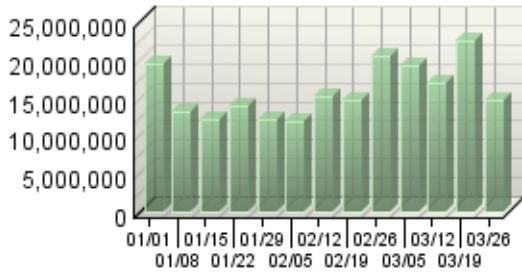
| | |
|---|---------|
| Total Hits Weekend | 336,619 |
| Total Visits Weekend | 45,004 |
| Average Number of Visits per Weekend | 3,461 |
| Average Number of Hits per Weekend | 25,893 |

Most Active Summary

| | |
|------------------------------------|-------------|
| Most Active Date | 1/2/09 |
| Number of Hits on Most Active Date | 30,536 |
| Most Active Day of the Week | Wednesday |
| Most Active Hour of the Day | 11:00-11:59 |

Bandwidth: Kbytes Transferred Trend

Kbytes Transferred

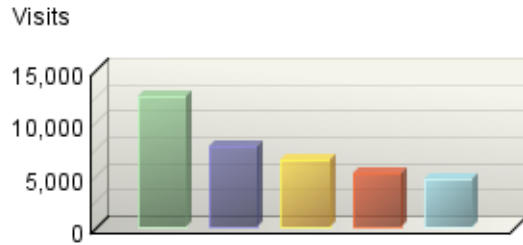


■ Kbytes Transferred

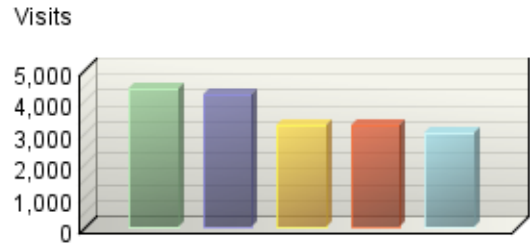
Navigation Dashboard

This dashboard summarizes important information related to online navigation.

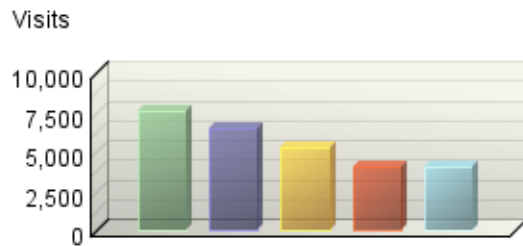
Entry Pages



Single-Page Visits



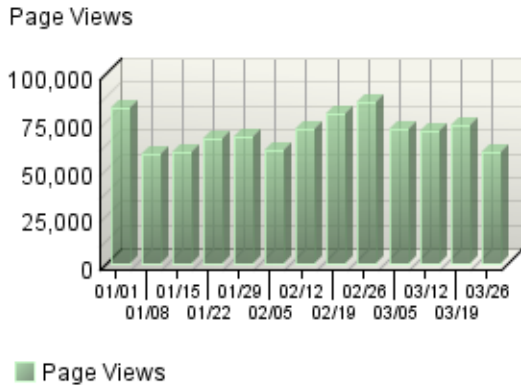
Exit Pages



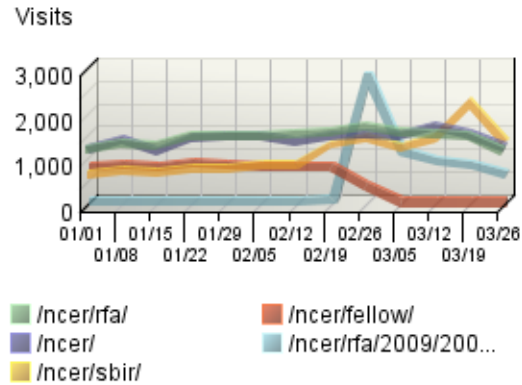
Pages Dashboard

This displays key graphs and tables that provide an overview of the Pages chapter. When viewing through the on-demand interface, you can click on the title of a graph or table to navigate to the corresponding page.

Page Views Trend



Pages by Visits Trend



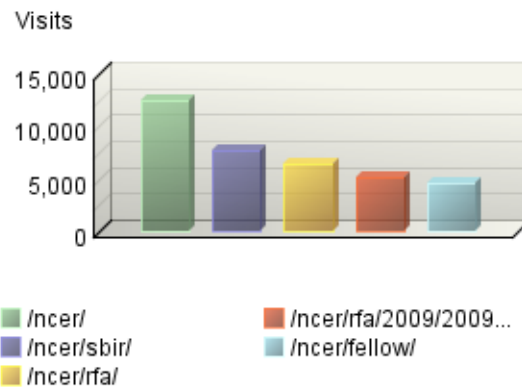
Content Groups by Visits

No data is available for this graph.

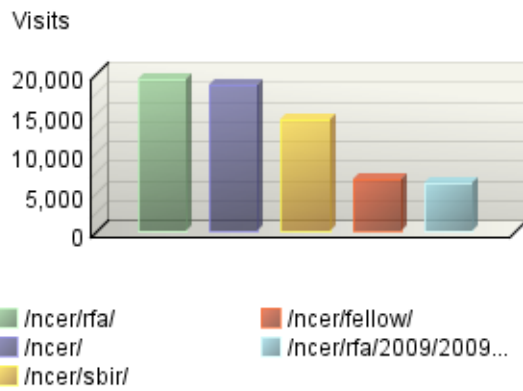
Page View Summary

| | |
|------------------------------|---------|
| Page Views | 895,550 |
| Average per Day | 9,950 |
| Average Page Views per Visit | 3.86 |

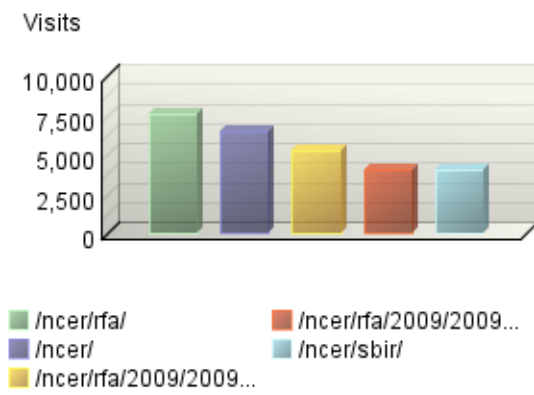
Entry Pages



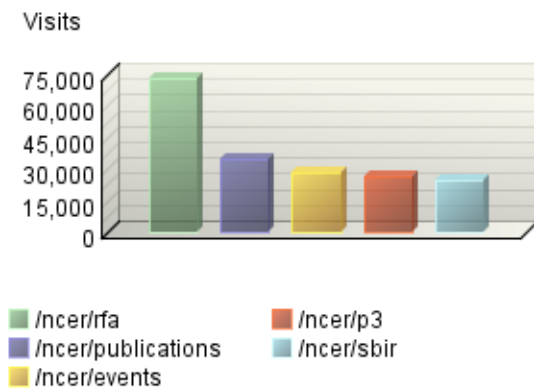
Pages by Visits



Exit Pages



Directories by Visits

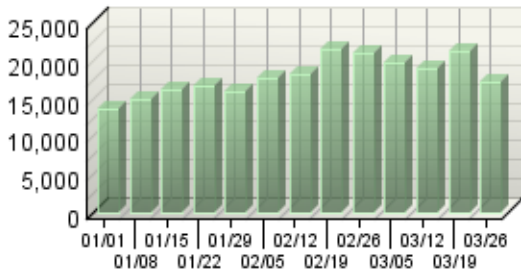


Visitors Dashboard

This displays key graphs and tables that provide an overview of the Visitors chapter. When viewing through the on-demand interface, you can click on the title of a graph or table to navigate to the corresponding page.

Active Visits Trend

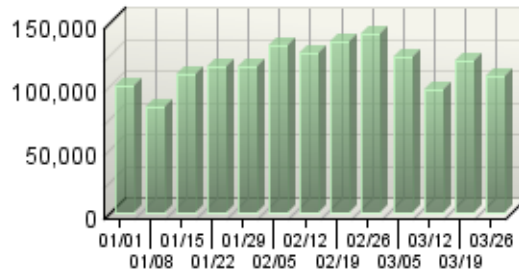
Active Visits



Active Visits

Visitor Minutes Trend

Visitor Minutes



Visitor Minutes

Visitor Summary

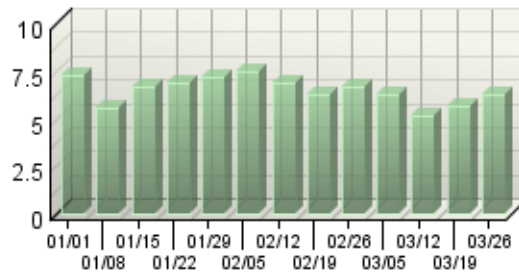
| | |
|-------------------------------------|---------|
| Visitors | 145,461 |
| Visitors Who Visited Once | 129,771 |
| Visitors Who Visited More Than Once | 15,690 |
| Average Visits per Visitor | 1.6 |

Visit Summary

| | |
|--|----------|
| Visits | 232,198 |
| Average per Day | 2,579 |
| Average Visit Duration | 00:21:18 |
| Median Visit Duration | 00:02:38 |
| International Visits | 27.07% |
| Visits of Unknown Origin | 0.00% |
| Visits from Your Country: United States (US) | 72.93% |

Average Length of Visit Trend

Average Visit Duration

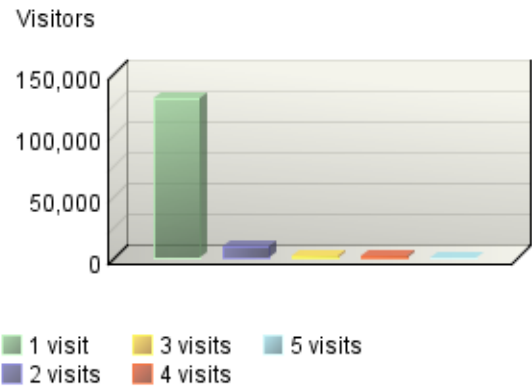


Average Visit Duration

New Visitors Trend



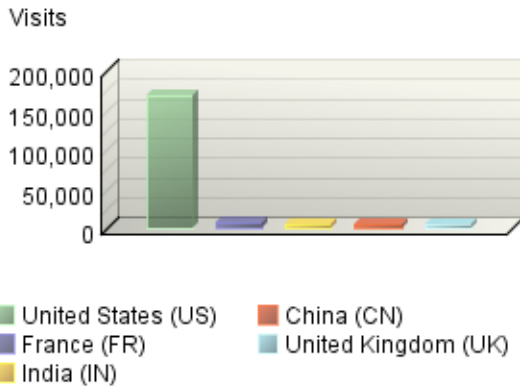
Visitors by Number of Visits



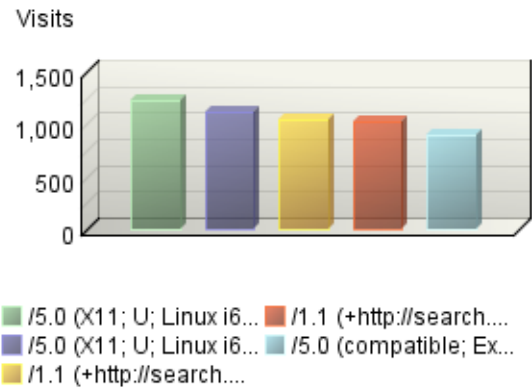
Organizations by Visits

No data is available for this graph.

Countries by Visits



Top Visitors by Visits



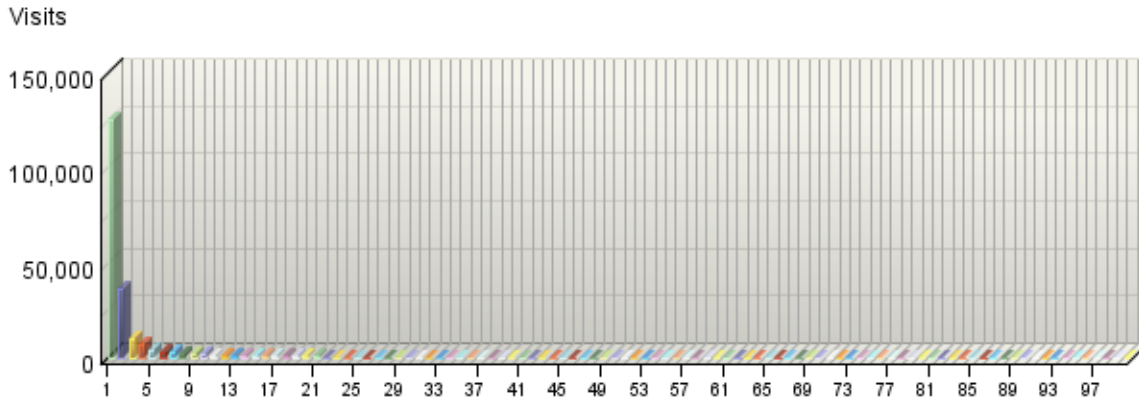
Authenticated Usernames by Visits

No data is available for this graph.

Referring Site

This report identifies the domain names and IP addresses that refer visitors to your site. This information will be displayed only if your server is logging this information.

Visits by Referring Site



Referring Site

| | Site | Visits | % Visits |
|-----|---|---------|----------|
| 1. | Direct Traffic | 126,002 | 54.26% |
| 2. | http://www.google.com/ | 36,190 | 15.59% |
| 3. | http://es.epa.gov/ | 10,152 | 4.37% |
| 4. | http://www.epa.gov/ | 6,946 | 2.99% |
| 5. | http://images.google.com/ | 4,355 | 1.88% |
| 6. | http://search.yahoo.com/ | 3,460 | 1.49% |
| 7. | http://www.google.co.in/ | 3,454 | 1.49% |
| 8. | http://nlquery.epa.gov/ | 1,714 | 0.74% |
| 9. | http://www07.grants.gov/ | 1,555 | 0.67% |
| 10. | http://www.google.co.uk/ | 1,535 | 0.66% |
| 11. | http://cfpub.epa.gov/ | 1,404 | 0.60% |
| 12. | http://www.google.ca/ | 1,291 | 0.56% |
| 13. | http://search.live.com/ | 953 | 0.41% |
| 14. | http://www.zyn.com/ | 896 | 0.39% |
| 15. | http://www.csrees.usda.gov/ | 855 | 0.37% |
| 16. | http://search.msn.com/ | 803 | 0.35% |
| 17. | http://www.grants.gov/ | 600 | 0.26% |
| 18. | http://images.google.co.in/ | 545 | 0.23% |

| | Site | Visits | % Visits |
|-----|---|--------|----------|
| 19. | http://www.sbir.gov/ | 533 | 0.23% |
| 20. | http://yosemite.epa.gov/ | 532 | 0.23% |
| 21. | http://images.google.co.uk/ | 527 | 0.23% |
| 22. | http://www.google.cn/ | 493 | 0.21% |
| 23. | http://www.google.com.au/ | 481 | 0.21% |
| 24. | http://twitter.com/ | 447 | 0.19% |
| 25. | http://www.ask.com/ | 419 | 0.18% |
| 26. | http://www.google.de/ | 398 | 0.17% |
| 27. | http://www.health.com/ | 353 | 0.15% |
| 28. | http://www.google.fr/ | 349 | 0.15% |
| 29. | http://usasearch.gov/ | 330 | 0.14% |
| 30. | http://www.weblinkvalidator.com/ | 329 | 0.14% |
| 31. | http://www.google.co.kr/ | 307 | 0.13% |
| 32. | http://www.google.it/ | 305 | 0.13% |
| 33. | http://www.google.com.ph/ | 300 | 0.13% |
| 34. | http://www.google.es/ | 290 | 0.12% |
| 35. | http://www.google.com.my/ | 276 | 0.12% |
| 36. | http://www.google.co.th/ | 272 | 0.12% |
| 37. | http://www.google.co.id/ | 270 | 0.12% |
| 38. | http://www.google.co.za/ | 263 | 0.11% |
| 39. | http://www.google.com.eg/ | 257 | 0.11% |
| 40. | http://images.google.ca/ | 243 | 0.10% |
| 41. | http://www.sba.gov/ | 238 | 0.10% |
| 42. | http://v26265ncay001.aa.ad.epa.gov/ | 238 | 0.10% |
| 43. | http://www.google.com.pk/ | 220 | 0.09% |
| 44. | http://www.business.gov/ | 219 | 0.09% |
| 45. | http://www.google.com.tr/ | 211 | 0.09% |
| 46. | http://www.google.co.jp/ | 197 | 0.08% |
| 47. | http://www.google.com.sg/ | 184 | 0.08% |
| 48. | http://scholarships.fatomei.com/ | 184 | 0.08% |
| 49. | http://www.google.com.mx/ | 178 | 0.08% |
| 50. | http://epa.gov/ | 177 | 0.08% |
| 51. | http://search.aol.com/ | 174 | 0.07% |
| 52. | http://www.google.com.br/ | 172 | 0.07% |
| 53. | http://mail.google.com/ | 168 | 0.07% |
| 54. | http://www.usgcrp.gov/ | 165 | 0.07% |
| 55. | http://www.google.nl/ | 162 | 0.07% |
| 56. | http://www.google.pl/ | 149 | 0.06% |
| 57. | http://www.google.com.tw/ | 148 | 0.06% |
| 58. | http://www.altavista.com/ | 141 | 0.06% |
| 59. | http://en.wikipedia.org/ | 138 | 0.06% |

| | Site | Visits | % Visits |
|------|---|---------------|-----------------|
| 60. | http://www.google.com.vn/ | 137 | 0.06% |
| 61. | http://www.acq.osd.mil/ | 137 | 0.06% |
| 62. | http://fundingopps.cos.com/ | 136 | 0.06% |
| 63. | http://www.pdf-search-engine.com/ | 129 | 0.06% |
| 64. | http://www.google.pt/ | 123 | 0.05% |
| 65. | http://www.google.com.ng/ | 121 | 0.05% |
| 66. | http://www.google.gr/ | 117 | 0.05% |
| 67. | http://scholar.google.com/ | 116 | 0.05% |
| 68. | http://www.google.ae/ | 115 | 0.05% |
| 69. | http://www.google.be/ | 110 | 0.05% |
| 70. | http://images.google.de/ | 107 | 0.05% |
| 71. | http://www.google.ro/ | 106 | 0.05% |
| 72. | http://images.search.yahoo.com/ | 105 | 0.05% |
| 73. | http://www.google.ie/ | 104 | 0.04% |
| 74. | http://images.google.com.au/ | 103 | 0.04% |
| 75. | http://aolsearch.aol.com/ | 99 | 0.04% |
| 76. | http://portal.acs.org/ | 97 | 0.04% |
| 77. | http://www.google.ru/ | 95 | 0.04% |
| 78. | http://search.comcast.net/ | 94 | 0.04% |
| 79. | http://www.google.com.sa/ | 94 | 0.04% |
| 80. | http://www.google.co.ke/ | 93 | 0.04% |
| 81. | http://www.google.com.et/ | 93 | 0.04% |
| 82. | http://www.google.se/ | 90 | 0.04% |
| 83. | http://www.google.co.nz/ | 83 | 0.04% |
| 84. | http://www.dogpile.com/ | 82 | 0.04% |
| 85. | http://vsearch.nlm.nih.gov/ | 79 | 0.03% |
| 86. | http://www.google.ch/ | 78 | 0.03% |
| 87. | http://www.pathwaystoscience.org/ | 78 | 0.03% |
| 88. | http://in.search.yahoo.com/ | 77 | 0.03% |
| 89. | http://www.google.com.hk/ | 77 | 0.03% |
| 90. | http://www.ebook-search-engine.com/ | 74 | 0.03% |
| 91. | http://grantsnet.org/ | 73 | 0.03% |
| 92. | http://www.google.com.co/ | 73 | 0.03% |
| 93. | http://www.fiu.edu/ | 72 | 0.03% |
| 94. | http://earth2.epa.gov/ | 72 | 0.03% |
| 95. | http://images.google.co.th/ | 72 | 0.03% |
| 96. | http://images.google.fr/ | 67 | 0.03% |
| 97. | http://www.google.co.il/ | 67 | 0.03% |
| 98. | http://www.lasculturas.com/ | 66 | 0.03% |
| 99. | http://blog.epa.gov/ | 66 | 0.03% |
| 100. | http://www.nano.gov/ | 65 | 0.03% |

| | Site | Visits | % Visits |
|------|---|--------|----------|
| 101. | http://grants.nih.gov/ | 65 | 0.03% |
| 102. | http://www.marinecareers.net/ | 63 | 0.03% |
| 103. | http://www.google.dk/ | 62 | 0.03% |
| 104. | http://www.nicholas.duke.edu/ | 62 | 0.03% |
| 105. | http://images.google.com.ph/ | 60 | 0.03% |
| 106. | http://www.green-technology.org/ | 59 | 0.03% |
| 107. | http://www.google.com.ar/ | 58 | 0.02% |
| 108. | http://intranet.epa.gov/ | 58 | 0.02% |
| 109. | http://www.laprofession.org/ | 56 | 0.02% |
| 110. | http://www.scirus.com/ | 54 | 0.02% |
| 111. | http://www.medesign.org/ | 54 | 0.02% |
| 112. | http://search.conduit.com/ | 54 | 0.02% |
| 113. | http://www.google.lk/ | 53 | 0.02% |
| 114. | http://images.google.nl/ | 53 | 0.02% |
| 115. | http://eelink.net/ | 53 | 0.02% |
| 116. | http://www.finaid.org/ | 52 | 0.02% |
| 117. | http://us.mg2.mail.yahoo.com/ | 52 | 0.02% |
| 118. | http://images.google.it/ | 52 | 0.02% |
| 119. | http://www.google.fi/ | 52 | 0.02% |
| 120. | http://www.google.com.bd/ | 51 | 0.02% |
| 121. | http://webmail.aol.com/ | 51 | 0.02% |
| 122. | http://www.greenerbuildings.com/ | 51 | 0.02% |
| 123. | http://www.goodsearch.com/ | 50 | 0.02% |
| 124. | http://www.google.com.pr/ | 49 | 0.02% |
| 125. | http://zyn.com/ | 48 | 0.02% |
| 126. | http://nlintrasearch.epa.gov/ | 48 | 0.02% |
| 127. | http://images.google.com.my/ | 47 | 0.02% |
| 128. | http://www.conservationgrants.com/ | 47 | 0.02% |
| 129. | http://images.google.es/ | 47 | 0.02% |
| 130. | http://www.google.com.gh/ | 46 | 0.02% |
| 131. | http://www.google.cz/ | 45 | 0.02% |
| 132. | http://www.greenbiz.com/ | 45 | 0.02% |
| 133. | http://images.google.co.kr/ | 44 | 0.02% |
| 134. | http://images.google.com.pk/ | 44 | 0.02% |
| 135. | http://search.yahoo.co.jp/ | 44 | 0.02% |
| 136. | http://www.google.cl/ | 43 | 0.02% |
| 137. | http://www.google.com.ua/ | 42 | 0.02% |
| 138. | http://www.powerpoint-search.com/ | 42 | 0.02% |
| 139. | http://www.webs.uidaho.edu/ | 41 | 0.02% |
| 140. | http://www.google.hu/ | 41 | 0.02% |
| 141. | http://www.ieee.org/ | 41 | 0.02% |

| | Site | Visits | % Visits |
|------|---|--------|----------|
| 142. | http://www.aiha.org/ | 40 | 0.02% |
| 143. | http://www.columbia.edu/ | 40 | 0.02% |
| 144. | http://tw.search.yahoo.com/ | 40 | 0.02% |
| 145. | http://hk.search.yahoo.com/ | 40 | 0.02% |
| 146. | http://www.weedcenter.org/ | 39 | 0.02% |
| 147. | http://www.google.hr/ | 39 | 0.02% |
| 148. | http://74.125.47.132/ | 39 | 0.02% |
| 149. | http://www.utb.edu/ | 39 | 0.02% |
| 150. | http://il.water.usgs.gov/ | 39 | 0.02% |
| 151. | http://www.google.jo/ | 38 | 0.02% |
| 152. | http://images.google.co.za/ | 37 | 0.02% |
| 153. | http://blogs.asee.org/ | 37 | 0.02% |
| 154. | http://www.google.at/ | 37 | 0.02% |
| 155. | http://earth911.com/ | 36 | 0.02% |
| 156. | http://www.diana-teknologia.com [xerka@diana-tek.com] | 36 | 0.02% |
| 157. | http://www.ncsu.edu/ | 36 | 0.02% |
| 158. | http://purl.access.gpo.gov/ | 35 | 0.02% |
| 159. | http://www.google.no/ | 35 | 0.02% |
| 160. | http://www.google.co.ve/ | 35 | 0.02% |
| 161. | http://my.att.net/ | 35 | 0.02% |
| 162. | http://images.google.ie/ | 34 | 0.01% |
| 163. | http://images.google.com.eg/ | 34 | 0.01% |
| 164. | http://search.hp.my.aol.com/ | 34 | 0.01% |
| 165. | http://graduate.asu.edu/ | 34 | 0.01% |
| 166. | http://aim.search.aol.com/ | 34 | 0.01% |
| 167. | http://www.eee.columbia.edu/ | 33 | 0.01% |
| 168. | http://www.nsf.gov/ | 33 | 0.01% |
| 169. | http://images.google.com.sg/ | 33 | 0.01% |
| 170. | http://www.archinect.com/ | 33 | 0.01% |
| 171. | http://www.facebook.com/ | 33 | 0.01% |
| 172. | http://zebu.uoregon.edu/ | 32 | 0.01% |
| 173. | http://www.google.com.np/ | 32 | 0.01% |
| 174. | http://www.ecosystemvaluation.org/ | 32 | 0.01% |
| 175. | http://www.google.com.jm/ | 32 | 0.01% |
| 176. | http://www.google.bg/ | 32 | 0.01% |
| 177. | http://images.google.be/ | 32 | 0.01% |
| 178. | http://today.appstate.edu/ | 31 | 0.01% |
| 179. | http://www.ce.cmu.edu/ | 31 | 0.01% |
| 180. | http://www.lafoundation.org/ | 31 | 0.01% |
| 181. | http://74.125.95.132/ | 31 | 0.01% |

| | Site | Visits | % Visits |
|-----------------------------------|---|----------------|----------------|
| 182. | http://images.google.com.tr/ | 31 | 0.01% |
| 183. | http://images.google.com.mx/ | 31 | 0.01% |
| 184. | http://www.students.gov/ | 31 | 0.01% |
| 185. | http://yandex.ru/ | 30 | 0.01% |
| 186. | http://www.google.com.pe/ | 30 | 0.01% |
| 187. | http://www.linkedin.com/ | 30 | 0.01% |
| 188. | http://environment.yale.edu/ | 30 | 0.01% |
| 189. | http://www.environment.yale.edu/ | 29 | 0.01% |
| 190. | http://www.makingthedifference.org/ | 29 | 0.01% |
| 191. | http://www.google.co.ug/ | 29 | 0.01% |
| 192. | http://isc02.epa.gov/ | 28 | 0.01% |
| 193. | http://uk.search.yahoo.com/ | 28 | 0.01% |
| 194. | http://images.google.com.br/ | 28 | 0.01% |
| 195. | http://www.sra.org/ | 27 | 0.01% |
| 196. | http://images.google.cn/ | 27 | 0.01% |
| 197. | http://web.mit.edu/ | 27 | 0.01% |
| 198. | http://stage08/ | 27 | 0.01% |
| 199. | http://images.google.pl/ | 27 | 0.01% |
| 200. | http://store.liftmaster-remote.com/ | 27 | 0.01% |
| Subtotal for rows: 1 - 200 | | 222,017 | 95.62% |
| Other | | 10,181 | 4.38% |
| Total | | 232,198 | 100.00% |

items 1-200 of 1000

Referring Site - Help Card



Column Definitions

Referring Sites

A web site that refers a visitor to your site by linking to it.

Site

The specific referring site being analyzed.

Visits

Number of times the specified site referred visitors to your site.

%

Percentage of referrals that came from the specified site.

Direct Traffic

Represents to the web site with no referrer as one of the following: 1) the visitor typed the domain name directly into their browser, 2) the visitor bookmarked the site, 3) the visitor clicked on an email, shortcut, or other direct link, 4) Firewalls and/or proxies stripped out the referrer and replaced it with a dash "-".

Note: If "Direct Traffic" is 100% of all your traffic, then you are probably not logging the "referrer" field in your log files. Please see your manual or the WebTrends Knowledgebase to enable extended logging on your web servers.

Hidden-Referrer

A value indicating that Internet security software such as Zone Alarm Pro, Symantec's Norton Internet Security, or a proxy server modified a web request to mask the referring URL.



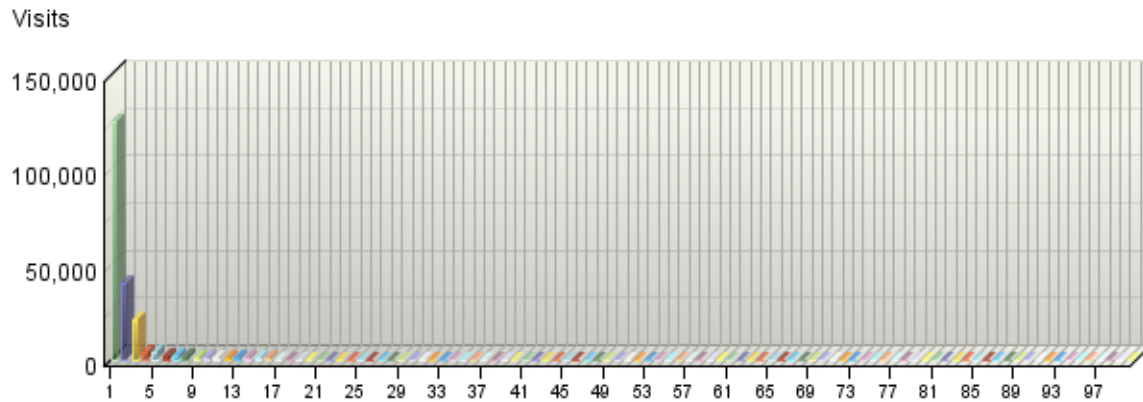
Report Descriptions

You can use this page to determine which sites are referring the most visitors to your site. This can help when considering the most effective ways and places to attract visitors.

Referring Domain

This report identifies the top-level domains that refer visitors to your site. This information will be displayed only if your server is logging this information.

Visits by Referring Domain



Referring Domain

| | Domain | Visits | % Visits |
|-----|----------------|---------|----------|
| 1. | Direct Traffic | 126,002 | 54.26% |
| 2. | google.com | 40,916 | 17.62% |
| 3. | epa.gov | 21,558 | 9.28% |
| 4. | yahoo.com | 4,540 | 1.96% |
| 5. | google.co.in | 4,015 | 1.73% |
| 6. | grants.gov | 2,157 | 0.93% |
| 7. | google.co.uk | 2,086 | 0.90% |
| 8. | google.ca | 1,552 | 0.67% |
| 9. | live.com | 1,203 | 0.52% |
| 10. | zyn.com | 945 | 0.41% |
| 11. | usda.gov | 859 | 0.37% |
| 12. | msn.com | 811 | 0.35% |
| 13. | google.com.au | 591 | 0.25% |
| 14. | google.cn | 552 | 0.24% |
| 15. | sbir.gov | 533 | 0.23% |
| 16. | google.de | 515 | 0.22% |
| 17. | ask.com | 453 | 0.20% |
| 18. | twitter.com | 449 | 0.19% |

| | Domain | Visits | % Visits |
|-----|-----------------------|---------------|-----------------|
| 19. | google.fr | 428 | 0.18% |
| 20. | aol.com | 422 | 0.18% |
| 21. | health.com | 368 | 0.16% |
| 22. | google.com.ph | 364 | 0.16% |
| 23. | google.it | 363 | 0.16% |
| 24. | google.co.kr | 357 | 0.15% |
| 25. | google.co.th | 350 | 0.15% |
| 26. | usasearch.gov | 345 | 0.15% |
| 27. | google.es | 343 | 0.15% |
| 28. | weblinkvalidator.com | 329 | 0.14% |
| 29. | google.com.my | 324 | 0.14% |
| 30. | google.co.za | 301 | 0.13% |
| 31. | google.com.eg | 299 | 0.13% |
| 32. | google.co.id | 298 | 0.13% |
| 33. | google.com.pk | 266 | 0.11% |
| 34. | google.com.tr | 248 | 0.11% |
| 35. | sba.gov | 241 | 0.10% |
| 36. | google.com.mx | 223 | 0.10% |
| 37. | business.gov | 222 | 0.10% |
| 38. | google.nl | 219 | 0.09% |
| 39. | google.co.jp | 219 | 0.09% |
| 40. | google.com.sg | 218 | 0.09% |
| 41. | google.com.br | 208 | 0.09% |
| 42. | fatomei.com | 184 | 0.08% |
| 43. | google.pl | 181 | 0.08% |
| 44. | google.com.tw | 181 | 0.08% |
| 45. | nih.gov | 170 | 0.07% |
| 46. | usgcrp.gov | 165 | 0.07% |
| 47. | google.com.vn | 160 | 0.07% |
| 48. | altavista.com | 150 | 0.06% |
| 49. | google.pt | 147 | 0.06% |
| 50. | google.be | 143 | 0.06% |
| 51. | cos.com | 141 | 0.06% |
| 52. | wikipedia.org | 139 | 0.06% |
| 53. | google.ie | 138 | 0.06% |
| 54. | osd.mil | 137 | 0.06% |
| 55. | google.gr | 136 | 0.06% |
| 56. | google.ro | 136 | 0.06% |
| 57. | comcast.net | 134 | 0.06% |
| 58. | google.ae | 132 | 0.06% |
| 59. | pdf-search-engine.com | 129 | 0.06% |

| | Domain | Visits | % Visits |
|------|-------------------------|---------------|-----------------|
| 60. | google.com.ng | 123 | 0.05% |
| 61. | acs.org | 115 | 0.05% |
| 62. | duke.edu | 114 | 0.05% |
| 63. | google.ru | 112 | 0.05% |
| 64. | google.se | 111 | 0.05% |
| 65. | google.com.sa | 103 | 0.04% |
| 66. | google.co.nz | 101 | 0.04% |
| 67. | google.ch | 100 | 0.04% |
| 68. | columbia.edu | 96 | 0.04% |
| 69. | google.co.ke | 96 | 0.04% |
| 70. | google.com.co | 95 | 0.04% |
| 71. | google.com.et | 93 | 0.04% |
| 72. | google.com.hk | 90 | 0.04% |
| 73. | umich.edu | 88 | 0.04% |
| 74. | ufl.edu | 84 | 0.04% |
| 75. | dogpile.com | 82 | 0.04% |
| 76. | pathwaystoscience.org | 78 | 0.03% |
| 77. | google.co.il | 78 | 0.03% |
| 78. | berkeley.edu | 77 | 0.03% |
| 79. | google.dk | 77 | 0.03% |
| 80. | ebook-search-engine.com | 74 | 0.03% |
| 81. | fiu.edu | 74 | 0.03% |
| 82. | grantsnet.org | 73 | 0.03% |
| 83. | google.com.ar | 71 | 0.03% |
| 84. | yale.edu | 70 | 0.03% |
| 85. | ucdavis.edu | 68 | 0.03% |
| 86. | lasculturas.com | 66 | 0.03% |
| 87. | google.fi | 66 | 0.03% |
| 88. | nano.gov | 65 | 0.03% |
| 89. | marinecareers.net | 65 | 0.03% |
| 90. | google.cz | 65 | 0.03% |
| 91. | google.lk | 62 | 0.03% |
| 92. | att.net | 62 | 0.03% |
| 93. | green-technology.org | 59 | 0.03% |
| 94. | blogspot.com | 58 | 0.02% |
| 95. | google.com.pr | 58 | 0.02% |
| 96. | laprofession.org | 58 | 0.02% |
| 97. | google.hr | 58 | 0.02% |
| 98. | asu.edu | 57 | 0.02% |
| 99. | scirus.com | 56 | 0.02% |
| 100. | greenerbuildings.com | 56 | 0.02% |

| | Domain | Visits | % Visits |
|------|------------------------|---------------|-----------------|
| 101. | google.com.bd | 56 | 0.02% |
| 102. | lsu.edu | 56 | 0.02% |
| 103. | google.hu | 55 | 0.02% |
| 104. | mit.edu | 54 | 0.02% |
| 105. | conduit.com | 54 | 0.02% |
| 106. | medesign.org | 54 | 0.02% |
| 107. | tamu.edu | 54 | 0.02% |
| 108. | harvard.edu | 54 | 0.02% |
| 109. | eelink.net | 53 | 0.02% |
| 110. | cmu.edu | 52 | 0.02% |
| 111. | finaid.org | 52 | 0.02% |
| 112. | google.cl | 51 | 0.02% |
| 113. | goodsearch.com | 50 | 0.02% |
| 114. | google.at | 49 | 0.02% |
| 115. | rice.edu | 48 | 0.02% |
| 116. | ncsu.edu | 48 | 0.02% |
| 117. | conservationgrants.com | 47 | 0.02% |
| 118. | google.com.ua | 46 | 0.02% |
| 119. | google.com.gh | 46 | 0.02% |
| 120. | ieee.org | 45 | 0.02% |
| 121. | greenbiz.com | 45 | 0.02% |
| 122. | yahoo.co.jp | 44 | 0.02% |
| 123. | stanford.edu | 44 | 0.02% |
| 124. | usgs.gov | 44 | 0.02% |
| 125. | google.no | 44 | 0.02% |
| 126. | google.co.ve | 43 | 0.02% |
| 127. | ca.gov | 43 | 0.02% |
| 128. | nsf.gov | 43 | 0.02% |
| 129. | ucsc.edu | 43 | 0.02% |
| 130. | appstate.edu | 43 | 0.02% |
| 131. | powerpoint-search.com | 42 | 0.02% |
| 132. | uidaho.edu | 42 | 0.02% |
| 133. | earthlink.net | 42 | 0.02% |
| 134. | gpo.gov | 41 | 0.02% |
| 135. | weedcenter.org | 41 | 0.02% |
| 136. | google.jo | 41 | 0.02% |
| 137. | msu.edu | 41 | 0.02% |
| 138. | google.com.pe | 41 | 0.02% |
| 139. | washington.edu | 41 | 0.02% |
| 140. | utb.edu | 40 | 0.02% |
| 141. | aiha.org | 40 | 0.02% |

| | Domain | Visits | % Visits |
|------|---------------------------|---------------|-----------------|
| 142. | google.bg | 39 | 0.02% |
| 143. | 74.125.47.132 | 39 | 0.02% |
| 144. | google.com.jm | 39 | 0.02% |
| 145. | oregonstate.edu | 39 | 0.02% |
| 146. | cornell.edu | 38 | 0.02% |
| 147. | sra.org | 38 | 0.02% |
| 148. | asee.org | 37 | 0.02% |
| 149. | google.com.np | 36 | 0.02% |
| 150. | com [xerka@diana-tek.com] | 36 | 0.02% |
| 151. | earth911.com | 36 | 0.02% |
| 152. | umass.edu | 35 | 0.02% |
| 153. | utexas.edu | 35 | 0.02% |
| 154. | archinect.com | 34 | 0.01% |
| 155. | nyu.edu | 34 | 0.01% |
| 156. | ua.edu | 33 | 0.01% |
| 157. | ecosystemvaluation.org | 33 | 0.01% |
| 158. | jhu.edu | 33 | 0.01% |
| 159. | emory.edu | 33 | 0.01% |
| 160. | makingthedifference.org | 33 | 0.01% |
| 161. | facebook.com | 33 | 0.01% |
| 162. | utk.edu | 32 | 0.01% |
| 163. | uoregon.edu | 32 | 0.01% |
| 164. | wellsphere.com | 32 | 0.01% |
| 165. | students.gov | 32 | 0.01% |
| 166. | oceancareers.com | 31 | 0.01% |
| 167. | noaa.gov | 31 | 0.01% |
| 168. | nytimes.com | 31 | 0.01% |
| 169. | colorado.edu | 31 | 0.01% |
| 170. | yandex.ru | 31 | 0.01% |
| 171. | lafoundation.org | 31 | 0.01% |
| 172. | 74.125.95.132 | 31 | 0.01% |
| 173. | linkedin.com | 30 | 0.01% |
| 174. | google.sk | 30 | 0.01% |
| 175. | google.co.ug | 29 | 0.01% |
| 176. | google.si | 29 | 0.01% |
| 177. | google.tt | 28 | 0.01% |
| 178. | uconn.edu | 28 | 0.01% |
| 179. | gmu.edu | 27 | 0.01% |
| 180. | mywebsearch.com | 27 | 0.01% |
| 181. | liftmaster-remote.com | 27 | 0.01% |
| 182. | stage08 | 27 | 0.01% |

| | Domain | Visits | % Visits |
|-----------------------------------|------------------------|----------------|-----------------|
| 183. | google.com.kw | 27 | 0.01% |
| 184. | secureserver.net | 26 | 0.01% |
| 185. | usawaterquality.org | 26 | 0.01% |
| 186. | clu-in.org | 26 | 0.01% |
| 187. | hawaii.edu | 26 | 0.01% |
| 188. | ncat.org | 26 | 0.01% |
| 189. | smallbiz-enviroweb.org | 25 | 0.01% |
| 190. | hps.org | 25 | 0.01% |
| 191. | arizona.edu | 25 | 0.01% |
| 192. | google.lt | 24 | 0.01% |
| 193. | http | 24 | 0.01% |
| 194. | rutgers.edu | 24 | 0.01% |
| 195. | anl.gov | 24 | 0.01% |
| 196. | google.lv | 24 | 0.01% |
| 197. | sdp.gov | 24 | 0.01% |
| 198. | serdp.org | 24 | 0.01% |
| 199. | designer.com | 23 | 0.01% |
| 200. | psu.edu | 23 | 0.01% |
| Subtotal for rows: 1 - 200 | | 226,347 | 97.48% |
| Other | | 5,851 | 2.52% |
| Total | | 232,198 | 100.00% |

items 1-200 of 1000

Referring Domain - Help Card



Column Definitions

Referring Domain

A web site that refers a visitor to your site by linking to it.

Domain

Top-level domains to which belong the web sites which refer visitors to your site by linking to it.

Visits

Number of times the specified domain referred visitors to your site.

%

Percentage of referrals that came from the specified domain.

Direct Traffic

Represents to the web site with no referrer as one of the following: 1) the visitor typed the domain name directly into their browser, 2) the visitor bookmarked the site, 3) the visitor clicked on an email, shortcut, or other direct link, 4) Firewalls and/or proxies stripped out the referrer and replaced it with a dash "-".

Note: If "Direct Traffic" is 100% of all your traffic, then you are probably not logging the "referrer" field in your log files. Please see your manual or the WebTrends Knowledgebase to enable extended logging on your web servers.

Hidden-Referrer

A value indicating that Internet security software such as Zone Alarm Pro, Symantec's Norton Internet Security, or a proxy server modified a web request to mask the referring URL.



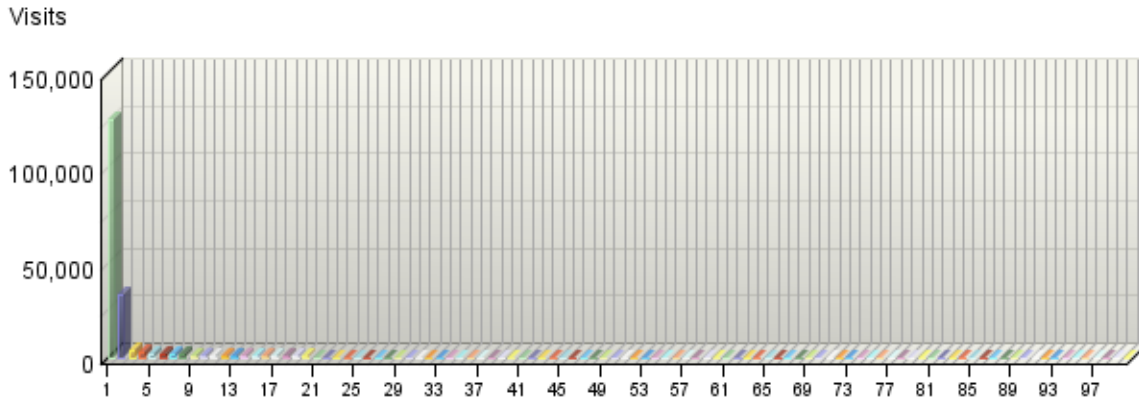
Report Descriptions

You can use this page to determine which domains are referring the most visitors to your site. This can help when considering the most effective ways and places to attract visitors.

Referring Page

This report provides the pages from the sites with links to your site. This information will only be displayed if your server is logging the referrer information.

Visits by Referring Page



Referring Page

| | Page | Visits | % Visits |
|-----|---|---------|----------|
| 1. | Direct Traffic | 126,002 | 54.26% |
| 2. | http://www.google.com/search | 33,448 | 14.40% |
| 3. | http://images.google.com/imgres | 4,353 | 1.87% |
| 4. | http://www.google.co.in/search | 3,405 | 1.47% |
| 5. | http://search.yahoo.com/search | 2,354 | 1.01% |
| 6. | http://www.google.com/imgres | 1,753 | 0.75% |
| 7. | http://es.epa.gov/ | 1,717 | 0.74% |
| 8. | http://nlquery.epa.gov/epasearch/epasearch | 1,714 | 0.74% |
| 9. | http://www.google.co.uk/search | 1,508 | 0.65% |
| 10. | http://es.epa.gov/ncer/ | 1,354 | 0.58% |
| 11. | http://www.google.ca/search | 1,262 | 0.54% |
| 12. | http://www.epa.gov/epahome/scitech.htm | 970 | 0.42% |
| 13. | http://www.epa.gov/ord/hm/jobs_ord.htm | 916 | 0.39% |
| 14. | http://search.live.com/results.aspx | 835 | 0.36% |
| 15. | http://search.msn.com/results.aspx | 747 | 0.32% |
| 16. | http://www.zyn.com/sbir/scomp.htm | 643 | 0.28% |
| 17. | http://www.epa.gov/careers/stuopp.html | 587 | 0.25% |
| 18. | http://www.csrees.usda.gov/fo/enhancingeco-systemservicesafri.cfm | 587 | 0.25% |

| | Page | Visits | % Visits |
|-----|---|--------|----------|
| 19. | http://images.google.co.in/imgres | 545 | 0.23% |
| 20. | http://images.google.co.uk/imgres | 527 | 0.23% |
| 21. | http://www.google.cn/search | 487 | 0.21% |
| 22. | http://es.epa.gov/ncer/fellow/forum/pubs_96.html | 482 | 0.21% |
| 23. | http://www.google.com.au/search | 469 | 0.20% |
| 24. | http://twitter.com/usepancer/ | 405 | 0.17% |
| 25. | http://www07.grants.gov/search/search.do | 405 | 0.17% |
| 26. | http://es.epa.gov/ncer/childrenscenters/autism.html | 396 | 0.17% |
| 27. | http://www.google.de/search | 396 | 0.17% |
| 28. | http://www.epa.gov/ord/htm/grantopportunity.htm | 388 | 0.17% |
| 29. | http://www.google.fr/search | 345 | 0.15% |
| 30. | http://www.epa.gov/epahome/grants.htm | 339 | 0.15% |
| 31. | http://usasearch.gov/search | 330 | 0.14% |
| 32. | http://www.weblinkvalidator.com/ | 329 | 0.14% |
| 33. | http://www.google.it/search | 305 | 0.13% |
| 34. | http://www.google.com.ph/search | 297 | 0.13% |
| 35. | http://www.epa.gov/P3/ | 295 | 0.13% |
| 36. | http://www.google.co.kr/search | 293 | 0.13% |
| 37. | http://es.epa.gov/ncer/sbir/ | 290 | 0.12% |
| 38. | http://www.google.es/search | 285 | 0.12% |
| 39. | http://es.epa.gov/ncer/childrenscenters/pesticides.html | 278 | 0.12% |
| 40. | http://es.epa.gov/ncer/p3/ | 273 | 0.12% |
| 41. | http://www.google.co.th/search | 272 | 0.12% |
| 42. | http://www.google.com.my/search | 272 | 0.12% |
| 43. | http://www.google.co.id/search | 270 | 0.12% |
| 44. | http://www.google.com.eg/search | 256 | 0.11% |
| 45. | http://www.google.co.za/search | 255 | 0.11% |
| 46. | http://www.sbir.gov/solicitations/ | 254 | 0.11% |
| 47. | http://images.google.ca/imgres | 243 | 0.10% |
| 48. | http://www.health.com/health/condition-article/0,,20248052,00.html | 240 | 0.10% |
| 49. | http://www.sba.gov/cgi-bin/byebye.pl | 223 | 0.10% |
| 50. | http://www.ask.com/web | 220 | 0.09% |
| 51. | http://www.epa.gov/ord/htm/grantopportunity-fellow.htm | 220 | 0.09% |
| 52. | http://www.google.com/custom | 219 | 0.09% |
| 53. | http://www.google.com.pk/search | 216 | 0.09% |
| 54. | http://www.sbir.gov/federal_links.htm | 213 | 0.09% |
| 55. | http://www.google.com.tr/search | 211 | 0.09% |
| 56. | http://es.epa.gov/ncer/rfa/ | 201 | 0.09% |
| 57. | http://www.ask.com/bar | 199 | 0.09% |

| | Page | Visits | % Visits |
|-----|---|---------------|-----------------|
| 58. | http://www.epa.gov/ord/htm/orgchart.htm | 199 | 0.09% |
| 59. | http://www.google.co.jp/search | 192 | 0.08% |
| 60. | http://scholarships.fatomei.com/biology.html | 184 | 0.08% |
| 61. | http://www.google.com.sg/search | 184 | 0.08% |
| 62. | http://v26265ncay001.aa.ad.epa.gov/opencms/opencms/system/modules/com.cgi.ordatwork/pages/ORDToday.jsp | 183 | 0.08% |
| 63. | http://www.google.com.mx/search | 176 | 0.08% |
| 64. | http://www.epa.gov/epahome/business.htm | 175 | 0.08% |
| 65. | http://www.google.com/ | 172 | 0.07% |
| 66. | http://www.google.com.br/search | 171 | 0.07% |
| 67. | http://search.aol.com/aol/search | 167 | 0.07% |
| 68. | http://www.usgcrp.gov/usgcrp/ProgramElements/proposals/default.htm | 163 | 0.07% |
| 69. | http://www.google.nl/search | 160 | 0.07% |
| 70. | http://www.epa.gov/ord/sciencenews/scinews_biodiversity.htm | 157 | 0.07% |
| 71. | http://mail.google.com/mail/ | 151 | 0.07% |
| 72. | http://www.google.pl/search | 148 | 0.06% |
| 73. | http://www.csrees.usda.gov/fo/globalandclimatechangeafri.cfm | 146 | 0.06% |
| 74. | http://www.epa.gov/smallbusiness/geninfo.htm | 146 | 0.06% |
| 75. | http://www.epa.gov/ord/ | 145 | 0.06% |
| 76. | http://www.zyn.com/sbir/ | 145 | 0.06% |
| 77. | http://www.google.com.tw/search | 140 | 0.06% |
| 78. | http://www.google.com.vn/search | 136 | 0.06% |
| 79. | http://es.epa.gov/ncer/childrenscenters/columbia.html | 128 | 0.06% |
| 80. | http://www.acq.osd.mil/osbp/sbir/othersites/index.htm | 126 | 0.05% |
| 81. | http://es.epa.gov/ncer/childrenscenters/davis.html | 126 | 0.05% |
| 82. | http://www.google.pt/search | 122 | 0.05% |
| 83. | http://www.google.com.ng/search | 120 | 0.05% |
| 84. | http://www.epa.gov/ohr/careers/stuopp.html | 118 | 0.05% |
| 85. | http://scholar.google.com/scholar | 116 | 0.05% |
| 86. | http://www.google.ae/search | 115 | 0.05% |
| 87. | http://www.google.gr/search | 115 | 0.05% |
| 88. | http://www.business.gov/expand/green-business/product-development/innovation.html | 115 | 0.05% |
| 89. | http://www.google.com/hws/search | 114 | 0.05% |
| 90. | http://www.epa.gov/ogd/grants/information.htm | 110 | 0.05% |
| 91. | http://www.google.be/search | 108 | 0.05% |
| 92. | http://images.google.de/imgres | 107 | 0.05% |
| 93. | http://www.google.com/cse | 107 | 0.05% |

| | Page | Visits | % Visits |
|------|---|---------------|-----------------|
| 94. | http://www.google.ro/search | 106 | 0.05% |
| 95. | http://images.search.yahoo.com/images/view | 105 | 0.05% |
| 96. | http://yosemite.epa.gov/opa/admpress.nsf/bd4379a92cec-eeac8525735900400c27/bb73f0ff51dc243a85257563005ef672!OpenDocument | 104 | 0.04% |
| 97. | http://images.google.com.au/imgres | 103 | 0.04% |
| 98. | http://www.health.com/health/condition-article/0,,20242656,00.html | 101 | 0.04% |
| 99. | http://www.google.ie/search | 101 | 0.04% |
| 100. | http://es.epa.gov/ncer/fellow/ | 98 | 0.04% |
| 101. | http://search.live.com/images/results.aspx | 98 | 0.04% |
| 102. | http://portal.acs.org/portal/acs/corg/content | 97 | 0.04% |
| 103. | http://aolsearch.aol.com/aol/search | 97 | 0.04% |
| 104. | http://www.google.ru/search | 94 | 0.04% |
| 105. | http://www.google.com.et/search | 93 | 0.04% |
| 106. | http://www.google.com.sa/search | 93 | 0.04% |
| 107. | http://www.google.co.ke/search | 93 | 0.04% |
| 108. | http://www.google.se/search | 89 | 0.04% |
| 109. | http://www.epa.gov/smallbusiness/money.htm | 89 | 0.04% |
| 110. | http://www07.grants.gov/search/search.do;jsessionid=sYVzJ4ZbpJsy5JdmWg2Rhr15LWxP6NnwrvY24pnZc3l3pxdnlJv!198294224 | 84 | 0.04% |
| 111. | http://www.google.com/m | 84 | 0.04% |
| 112. | http://www.csrees.usda.gov/fo/fundview.cfm | 82 | 0.04% |
| 113. | http://search.comcast.net/ | 82 | 0.04% |
| 114. | http://www.google.com/m/search | 82 | 0.04% |
| 115. | http://www.google.co.nz/search | 81 | 0.03% |
| 116. | http://es.epa.gov/ncer/childrenscenters/washington.html | 80 | 0.03% |
| 117. | http://vsearch.nlm.nih.gov/vivisimo/cgi-bin/query-meta | 79 | 0.03% |
| 118. | http://www.altavista.com/web/results | 79 | 0.03% |
| 119. | http://es.epa.gov/ncer/listserv/ | 78 | 0.03% |
| 120. | http://www.epa.gov/pmresearch/ | 77 | 0.03% |
| 121. | http://www.google.ch/search | 76 | 0.03% |
| 122. | http://www.google.com.hk/search | 76 | 0.03% |
| 123. | http://www.pathwaystoscience.org/Funding.asp | 76 | 0.03% |
| 124. | http://es.epa.gov/ncer/rfa/2009/2009_star_ecosystem_services.html | 75 | 0.03% |
| 125. | http://es.epa.gov/ncer/childrenscenters/asthma.html | 74 | 0.03% |
| 126. | http://www.google.com.co/search | 73 | 0.03% |
| 127. | http://es.epa.gov/ncer/childrenscenters/faqs.html | 72 | 0.03% |
| 128. | http://images.google.co.th/imgres | 72 | 0.03% |
| 129. | http://www.fiu.edu/~envstud/internships.htm | 71 | 0.03% |

| | Page | Visits | % Visits |
|------|---|---------------|-----------------|
| 130. | http://www.epa.gov/greenchemistry/pubs/grants.html | 70 | 0.03% |
| 131. | http://www.google.com/unclesam | 70 | 0.03% |
| 132. | http://www.epa.gov/epahome/hotline.htm | 69 | 0.03% |
| 133. | http://www.google.co.il/search | 67 | 0.03% |
| 134. | http://images.google.fr/imgres | 67 | 0.03% |
| 135. | http://es.epa.gov/ncer/fellow/forum/pubs_95.html | 66 | 0.03% |
| 136. | http://www.google.com/ie | 65 | 0.03% |
| 137. | http://es.epa.gov/ncer/childrenscenters/multimedia.html | 64 | 0.03% |
| 138. | http://www.epa.gov/Sustainability/ | 63 | 0.03% |
| 139. | http://www.grants.gov/search/search.do | 63 | 0.03% |
| 140. | http://www.google.dk/search | 62 | 0.03% |
| 141. | http://images.google.com.ph/imgres | 60 | 0.03% |
| 142. | http://www.green-technology.org/green_tech.htm | 59 | 0.03% |
| 143. | http://en.wikipedia.org/wiki/Hexane | 59 | 0.03% |
| 144. | http://es.epa.gov/ncer/childrenscenters/ | 58 | 0.02% |
| 145. | http://www.business.gov/finance/financing/grants/research-grants.html | 58 | 0.02% |
| 146. | http://cfpub.epa.gov/ncer_abstracts/index.cfm/fuseaction/search.welcome | 56 | 0.02% |
| 147. | http://grantsnet.org/search/fund_dir.cfm | 56 | 0.02% |
| 148. | http://www.google.com.ar/search | 56 | 0.02% |
| 149. | http://www.laprofession.org/financial/scholarships.htm | 56 | 0.02% |
| 150. | http://www.lasculturas.com/lib/libScholarships.htm | 56 | 0.02% |
| 151. | http://www.marinecareers.net/links_internships.php | 55 | 0.02% |
| 152. | http://www.altavista.com/image/randomlink | 55 | 0.02% |
| 153. | http://in.search.yahoo.com/search | 55 | 0.02% |
| 154. | http://www.epa.gov/ord/htm/grantopportunity-small.htm | 55 | 0.02% |
| 155. | http://www.medesign.org/newriverhealth/healthlinks/ | 54 | 0.02% |
| 156. | http://www.scirus.com/srsapp/search | 54 | 0.02% |
| 157. | http://www.google.lk/search | 53 | 0.02% |
| 158. | http://www.zyn.com/sbir/bnews.htm | 53 | 0.02% |
| 159. | http://es.epa.gov/ncer/rfa/2009/2009_star_air_pollution.html | 53 | 0.02% |
| 160. | http://images.google.nl/imgres | 53 | 0.02% |
| 161. | http://www.finaid.org/scholarships/prestigious.phtml | 52 | 0.02% |
| 162. | http://www.google.fi/search | 52 | 0.02% |
| 163. | http://images.google.it/imgres | 51 | 0.02% |
| 164. | http://es.epa.gov | 51 | 0.02% |
| 165. | http://www.google.com.bd/search | 51 | 0.02% |
| 166. | http://es.epa.gov/ncer/fellow/forum/ | 50 | 0.02% |
| 167. | http://www.greenerbuildings.com/news/2009/03/13/small-business-boon | 50 | 0.02% |

| | Page | Visits | % Visits |
|-----------------------------------|---|----------------|----------------|
| 168. | http://www.goodsearch.com/Search.aspx | 50 | 0.02% |
| 169. | http://es.epa.gov/ncer/childrenscenters/usc.html | 49 | 0.02% |
| 170. | http://www.google.com.pr/search | 48 | 0.02% |
| 171. | http://es.epa.gov/publications.html | 48 | 0.02% |
| 172. | http://nlintrasearch.epa.gov/epasearch/epasearch | 48 | 0.02% |
| 173. | http://images.google.com.my/imgres | 47 | 0.02% |
| 174. | http://images.google.es/imgres | 47 | 0.02% |
| 175. | http://www.epa.gov/ord/hm/map.htm | 47 | 0.02% |
| 176. | http://www.conservationgrants.com/environment.htm | 47 | 0.02% |
| 177. | http://www.epa.gov/epahome/locate3.htm | 47 | 0.02% |
| 178. | http://www.epa.gov/ncerqa/ | 47 | 0.02% |
| 179. | http://es.epa.gov/ncer/sbir/current_solicitation.html | 46 | 0.02% |
| 180. | http://www.google.cz/search | 45 | 0.02% |
| 181. | http://www.google.com.gh/search | 45 | 0.02% |
| 182. | http://images.google.co.kr/imgres | 44 | 0.02% |
| 183. | http://www.sbir.gov/solicitations/index.htm | 44 | 0.02% |
| 184. | http://es.epa.gov/ncer/childrenscenters/berkeley.html | 44 | 0.02% |
| 185. | http://search.yahoo.co.jp/search | 44 | 0.02% |
| 186. | http://search.conduit.com/Results.aspx | 44 | 0.02% |
| 187. | http://images.google.com.pk/imgres | 44 | 0.02% |
| 188. | http://fundingopps.cos.com/cgi-bin/fo2/getRec | 43 | 0.02% |
| 189. | http://www.epa.gov/ord/npd/globalresearch-intro.htm | 43 | 0.02% |
| 190. | http://www.epa.gov/oppt/nano/ | 43 | 0.02% |
| 191. | http://es.epa.gov/ncer/rfa/forms/ | 43 | 0.02% |
| 192. | http://cfpub.epa.gov/ncer_list/personal/ | 43 | 0.02% |
| 193. | http://cfpub.epa.gov/ncer_list/updates/index.cfm | 43 | 0.02% |
| 194. | http://es.epa.gov/ncer/childrenscenters/sinai.html | 42 | 0.02% |
| 195. | http://www.google.cl/search | 42 | 0.02% |
| 196. | http://www.greenbiz.com/news/2009/03/13/small-business-boon | 42 | 0.02% |
| 197. | http://www.epa.gov/ord/npd/index.htm | 41 | 0.02% |
| 198. | http://es.epa.gov/ncer/publications/nano/purpose.html | 41 | 0.02% |
| 199. | http://eelink.net/pages/Grants - EE Specific Resources | 41 | 0.02% |
| 200. | http://yosemite.epa.gov/ee/epa/eed.nsf/webpages/MAIFellowships.html | 41 | 0.02% |
| Subtotal for rows: 1 - 200 | | 208,269 | 89.69% |
| Other | | 23,929 | 10.31% |
| Total | | 232,198 | 100.00% |

items 1-200 of 1000

Referring Page - Help Card



Column Definitions

Pages

Any displayed page. You can specify for each profile the types of files that qualify as a page. These settings can be changed by the WebTrends administrator.

Visits

Number of visitors referred from the specified URL.

%

Percentage of referred visitors who came from the specified site.

Direct Traffic

Represents to the web site with no referrer as one of the following: 1) the visitor typed the domain name directly into their browser, 2) the visitor bookmarked the site, 3) the visitor clicked on an email, shortcut, or other direct link, 4) Firewalls and/or proxies stripped out the referrer and replaced it with a dash "-".

Note: If "Direct Traffic" is 100% of all your traffic, then you are probably not logging the "referrer" field in your log files. Please see your manual or the WebTrends Knowledgebase to enable extended logging on your web servers.

Hidden-Referrer

A value indicating that Internet security software such as Zone Alarm Pro, Symantec's Norton Internet Security, or a proxy server modified a web request to mask the referring URL.



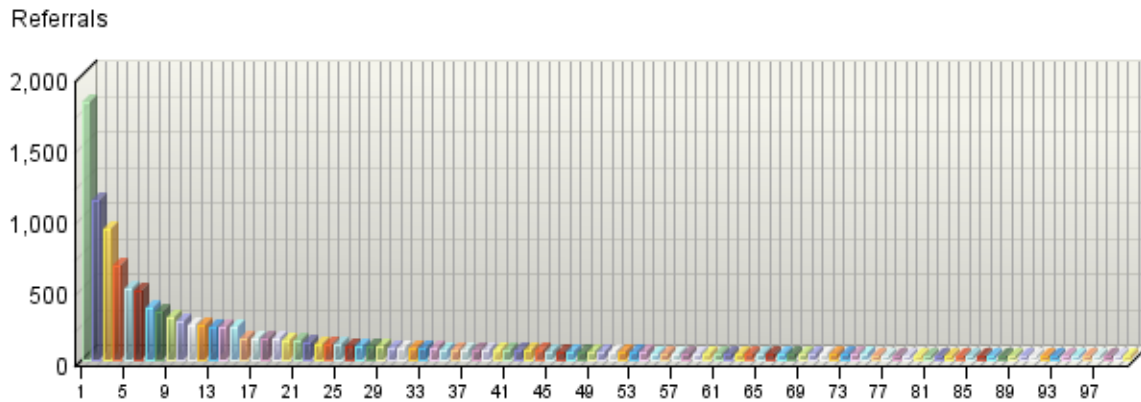
Report Descriptions

You can use this information to determine the sites that provide the most referrals to your site. This can help when considering the most effective ways to attract visitors.

Search Phrases

This report identifies search phrases that led the most visitors to your site, and for each phrase, which search engines led visitors to the site.

Search Phrases



Search Phrases

| | Phrases Engines | Referrals | % Referrals |
|------|-----------------------------|-----------|-------------|
| ■ 1. | national mall map | 1,815 | 2.84% |
| | Google | 1,784 | 2.79% |
| | Google Canada | 18 | 0.03% |
| | Google Australia | 4 | 0.01% |
| | Google UK | 3 | 0.00% |
| | Google France | 3 | 0.00% |
| | Google Japan | 3 | 0.00% |
| ■ 2. | chromosomal abberations ppt | 1,122 | 1.76% |
| | Google | 1,122 | 1.76% |
| ■ 3. | epa sbir | 920 | 1.44% |
| | Google | 834 | 1.31% |
| | Yahoo | 55 | 0.09% |
| | MSN | 23 | 0.04% |
| | AltaVista | 3 | 0.00% |
| | AOL NetFind | 3 | 0.00% |
| | Google Japan | 1 | 0.00% |
| | Google Canada | 1 | 0.00% |
| ■ 4. | epa star | 668 | 1.05% |

| | Phrases Engines | Referrals | % Referrals |
|-------|---------------------------------|------------------|--------------------|
| | Google | 651 | 1.02% |
| | Yahoo | 9 | 0.01% |
| | Google Canada | 4 | 0.01% |
| | Google Germany | 2 | 0.00% |
| | Google Japan | 1 | 0.00% |
| | AOL NetFind | 1 | 0.00% |
| ■ 5. | epa | 494 | 0.77% |
| | Google | 284 | 0.44% |
| | Yahoo | 175 | 0.27% |
| | AOL NetFind | 14 | 0.02% |
| | MSN | 13 | 0.02% |
| | AltaVista | 4 | 0.01% |
| | Lycos | 3 | 0.00% |
| | Yahoo Taiwan | 1 | 0.00% |
| ■ 6. | ncer | 493 | 0.77% |
| | Google | 461 | 0.72% |
| | Yahoo | 25 | 0.04% |
| | MSN | 2 | 0.00% |
| | Yahoo Japan | 2 | 0.00% |
| | Google Canada | 1 | 0.00% |
| | Google Germany | 1 | 0.00% |
| | Google Italy | 1 | 0.00% |
| ■ 7. | chromosome aberrations ppt | 365 | 0.57% |
| | Google | 365 | 0.57% |
| ■ 8. | epa star fellowship | 334 | 0.52% |
| | Google | 304 | 0.48% |
| | Yahoo | 25 | 0.04% |
| | Google Canada | 4 | 0.01% |
| | AOL NetFind | 1 | 0.00% |
| ■ 9. | atrazine filetype:pdf | 304 | 0.48% |
| | Google | 304 | 0.48% |
| ■ 10. | environmental protection agency | 274 | 0.43% |
| | Google | 261 | 0.41% |
| | AOL NetFind | 7 | 0.01% |
| | Yandex | 2 | 0.00% |
| | Yahoo | 2 | 0.00% |
| | Yahoo Australia & NZ | 1 | 0.00% |
| | Google Italy | 1 | 0.00% |
| ■ 11. | epa grants | 241 | 0.38% |
| | Google | 189 | 0.30% |

| | Phrases Engines | Referrals | % Referrals |
|-------|--|------------------|--------------------|
| | Yahoo | 37 | 0.06% |
| | MSN | 10 | 0.02% |
| | CNET Search.com | 2 | 0.00% |
| | AOL NetFind | 1 | 0.00% |
| | Yahoo Spain | 1 | 0.00% |
| | AltaVista | 1 | 0.00% |
| ■ 12. | epa funding | 237 | 0.37% |
| | Google | 207 | 0.32% |
| | Google UK | 16 | 0.03% |
| | Yahoo | 7 | 0.01% |
| | Google Canada | 5 | 0.01% |
| | MSN | 1 | 0.00% |
| | Google Germany | 1 | 0.00% |
| ■ 13. | particulate matter | 236 | 0.37% |
| | Google | 224 | 0.35% |
| | Yahoo | 9 | 0.01% |
| | MSN | 3 | 0.00% |
| ■ 14. | environmental research | 235 | 0.37% |
| | Google | 194 | 0.30% |
| | Yahoo | 28 | 0.04% |
| | AOL NetFind | 4 | 0.01% |
| | AltaVista | 3 | 0.00% |
| | MSN | 2 | 0.00% |
| | Google Australia | 1 | 0.00% |
| | Google Germany | 1 | 0.00% |
| | Yahoo Taiwan | 1 | 0.00% |
| | Netscape | 1 | 0.00% |
| ■ 15. | epa star grant | 235 | 0.37% |
| | Google | 214 | 0.34% |
| | Yahoo | 21 | 0.03% |
| ■ 16. | nitrification and modelling and streams filetype:ppt | 155 | 0.24% |
| | Google | 155 | 0.24% |
| ■ 17. | epa ncer | 154 | 0.24% |
| | Google | 145 | 0.23% |
| | Yahoo | 9 | 0.01% |
| ■ 18. | epa fellowship | 153 | 0.24% |
| | Google | 149 | 0.23% |
| | Yahoo | 2 | 0.00% |
| | Google Canada | 1 | 0.00% |
| | MSN | 1 | 0.00% |

| | Phrases Engines | Referrals | % Referrals |
|-----|--|------------------|--------------------|
| 19. | sbir epa | 152 | 0.24% |
| | Google | 143 | 0.22% |
| | Yahoo | 4 | 0.01% |
| | Google UK | 2 | 0.00% |
| | MSN | 2 | 0.00% |
| | Google Japan | 1 | 0.00% |
| 20. | these nano chemfet filetype:pdf | 138 | 0.22% |
| | Google France | 75 | 0.12% |
| | Google | 63 | 0.10% |
| 21. | analytical chemistry pascual shipman | 129 | 0.20% |
| | Google | 129 | 0.20% |
| 22. | ion positive ion negative ppt | 117 | 0.18% |
| | Google | 117 | 0.18% |
| 23. | mercury microbial transformations and their potential for remediating mercury-contaminated site | 114 | 0.18% |
| | Yahoo | 114 | 0.18% |
| 24. | epa star grants | 109 | 0.17% |
| | Google | 97 | 0.15% |
| | Yahoo | 11 | 0.02% |
| | Google Canada | 1 | 0.00% |
| 25. | epa nanotechnology | 106 | 0.17% |
| | Google | 95 | 0.15% |
| | Yahoo | 4 | 0.01% |
| | Google Japan | 3 | 0.00% |
| | Google Canada | 2 | 0.00% |
| | Google UK | 1 | 0.00% |
| | Yahoo Japan | 1 | 0.00% |
| 26. | daphnia culture ppt | 100 | 0.16% |
| | Google | 100 | 0.16% |
| 27. | star grant | 100 | 0.16% |
| | Google | 85 | 0.13% |
| | Yahoo | 10 | 0.02% |
| | MSN | 2 | 0.00% |
| | Google UK | 1 | 0.00% |
| | AOL NetFind | 1 | 0.00% |
| | Google France | 1 | 0.00% |
| | | | |
| 28. | vermicompost pdf | 98 | 0.15% |
| | Google | 98 | 0.15% |
| 29. | business proposal cover sheet | 93 | 0.15% |
| | Google | 86 | 0.13% |

| | Phrases Engines | Referrals | % Referrals |
|-------|---|------------------|--------------------|
| | Yahoo | 5 | 0.01% |
| | Google Australia | 2 | 0.00% |
| ■ 30. | epa fellowships | 85 | 0.13% |
| | Google | 83 | 0.13% |
| | Yahoo | 1 | 0.00% |
| | MSN | 1 | 0.00% |
| ■ 31. | watershed managment as sustainable approach pdf | 82 | 0.13% |
| | Google | 82 | 0.13% |
| ■ 32. | environmental grants | 81 | 0.13% |
| | Google | 70 | 0.11% |
| | Yahoo | 7 | 0.01% |
| | AOL NetFind | 4 | 0.01% |
| ■ 33. | epa p3 | 80 | 0.13% |
| | Google | 72 | 0.11% |
| | Yahoo | 8 | 0.01% |
| ■ 34. | national center for environmental research | 75 | 0.12% |
| | Google | 61 | 0.10% |
| | Yahoo | 8 | 0.01% |
| | MSN | 4 | 0.01% |
| | Google Australia | 1 | 0.00% |
| | Google UK | 1 | 0.00% |
| ■ 35. | identification de saccharomyces cerevisiae.ppt | 74 | 0.12% |
| | Google France | 74 | 0.12% |
| ■ 36. | fe nano | 74 | 0.12% |
| | Google | 74 | 0.12% |
| ■ 37. | epa.gov | 73 | 0.11% |
| | Google | 59 | 0.09% |
| | AOL NetFind | 7 | 0.01% |
| | MSN | 5 | 0.01% |
| | Google Germany | 1 | 0.00% |
| | Google Italy | 1 | 0.00% |
| ■ 38. | recommeded number of bacteria in distrilled water | 71 | 0.11% |
| | Google | 71 | 0.11% |
| ■ 39. | awards | 71 | 0.11% |
| | Yahoo Spain | 67 | 0.10% |
| | All The Web | 2 | 0.00% |
| | Yahoo India | 2 | 0.00% |
| ■ 40. | epa pollution measure | 70 | 0.11% |
| | Google | 67 | 0.10% |
| | Google Canada | 3 | 0.00% |

| | Phrases Engines | Referrals | % Referrals |
|-----|--|--------------------|----------------------------------|
| 41. | remote sensing fragmentation species filetype:pdf Google | 63 63 | 0.10% 0.10% |
| 42. | polymer clay nanocomposite filetype:ppt Google | 63 63 | 0.10% 0.10% |
| 43. | microbial assessment of water quality Google | 63 63 | 0.10% 0.10% |
| 44. | filetype:ppt freundlich isotherm Google | 61 61 | 0.10% 0.10% |
| 45. | global distribution using remote sensing filetype:pdf Google | 55 55 | 0.09% 0.09% |
| 46. | comparative study of physical and chemical mutagensis effect on cellulolytic bacteria for composting process (pdf) Google | 55 55 | 0.09% 0.09% |
| 47. | national sustainable design expo Google MSN Yahoo | 53 50 2 1 | 0.08% 0.08% 0.00% 0.00% |
| 48. | gas sensors based on hybrid of metal oxide semiconductor and cnts repond .pdf Google | 53 53 | 0.08% 0.08% |
| 49. | aerosol transport models Google | 53 53 | 0.08% 0.08% |
| 50. | urea in soil filetype:ppt Google | 52 52 | 0.08% 0.08% |
| 51. | epa grant opportunities Google | 50 50 | 0.08% 0.08% |
| 52. | nanotechnology filetype:pdf Google | 50 50 | 0.08% 0.08% |
| 53. | uses of cost implication to manufacturer Google | 49 49 | 0.08% 0.08% |
| 54. | nanotechnology environmental aspects ppt Google | 48 48 | 0.08% 0.08% |
| 55. | theories about health hazards Yahoo | 46 46 | 0.07% 0.07% |
| 56. | slides for risk expose Google | 46 46 | 0.07% 0.07% |
| 57. | epa sbir program Google | 44 44 | 0.07% 0.07% |
| 58. | power point manning roughness coefficient Google | 43 43 | 0.07% 0.07% |

| | Phrases Engines | Referrals | % Referrals |
|-----|--|------------------|--------------------|
| 59. | nanotechnology waste water | 42 | 0.07% |
| | Google | 42 | 0.07% |
| 60. | veterinary pharmaceuticals | 42 | 0.07% |
| | Google | 42 | 0.07% |
| 61. | us epa | 42 | 0.07% |
| | Google | 33 | 0.05% |
| | Yahoo | 6 | 0.01% |
| | AOL NetFind | 2 | 0.00% |
| | Google UK | 1 | 0.00% |
| 62. | star grants | 41 | 0.06% |
| | Google | 36 | 0.06% |
| | MSN | 2 | 0.00% |
| | Yahoo | 2 | 0.00% |
| | Google UK | 1 | 0.00% |
| 63. | star fellowship | 41 | 0.06% |
| | Google | 41 | 0.06% |
| 64. | smart metals | 40 | 0.06% |
| | Google | 40 | 0.06% |
| 65. | using nanotechnology in wastewater treatment | 40 | 0.06% |
| | Google | 40 | 0.06% |
| 66. | nanocomposite filetype:ppt | 39 | 0.06% |
| | Google | 39 | 0.06% |
| 67. | anode catalyst fuel cell.ppt | 38 | 0.06% |
| | Google | 38 | 0.06% |
| 68. | single cell gel electrophoresis | 37 | 0.06% |
| | Google UK | 36 | 0.06% |
| | Google | 1 | 0.00% |
| 69. | site:epa.gov | 36 | 0.06% |
| | Google | 36 | 0.06% |
| 70. | atrazine detection filetype:pdf | 36 | 0.06% |
| | Google | 36 | 0.06% |
| 71. | nanotechnology | 35 | 0.05% |
| | Google | 21 | 0.03% |
| | Yahoo | 6 | 0.01% |
| | MSN | 2 | 0.00% |
| | Google UK | 2 | 0.00% |
| | AltaVista | 1 | 0.00% |
| | Yahoo India | 1 | 0.00% |
| | AOL NetFind | 1 | 0.00% |
| | Lycos | 1 | 0.00% |

| | Phrases Engines | Referrals | % Referrals |
|-----|---|-------------------------|---|
| 72. | returned of unused medications Yahoo | 34 34 | 0.05% 0.05% |
| 73. | microbial bioremediation of polycyclic aromatic hydrocarbons (pahs) in oily sludge wastes HotBot | 34 34 | 0.05% 0.05% |
| 74. | cancer biomarker ppt Google | 34 34 | 0.05% 0.05% |
| 75. | algae culture and pigmentation Google | 34 34 | 0.05% 0.05% |
| 76. | pvp as stabiliser mwcnt Google France | 33 33 | 0.05% 0.05% |
| 77. | hydrologic modeling system (hec-hms) ppt Google | 33 33 | 0.05% 0.05% |
| 78. | rfa Google | 33 33 | 0.05% 0.05% |
| 79. | adesmia metallica Yahoo | 32 32 | 0.05% 0.05% |
| 80. | how nanotechnology solve environment problem Yahoo | 32 32 | 0.05% 0.05% |
| 81. | powerpoint of giardia and cryptosporidium Google UK | 32 32 | 0.05% 0.05% |
| 82. | the effect of climate change on uvr Google | 32 32 | 0.05% 0.05% |
| 83. | epa nanotechnology pdf Google | 31 31 | 0.05% 0.05% |
| 84. | p3 Google Yahoo MSN Yahoo Taiwan | 31 20 9 1 1 | 0.05% 0.03% 0.01% 0.00% 0.00% |
| 85. | chromosome aberration ppt Google | 29 29 | 0.05% 0.05% |
| 86. | epa white paper on nanotechnology Google | 29 29 | 0.05% 0.05% |
| 87. | 2002 events Google AOL NetFind | 29 27 2 | 0.05% 0.04% 0.00% |
| 88. | dimension metrology quality control lectures Google | 29 29 | 0.05% 0.05% |
| 89. | allintitle: integrated watershed management | 28 | 0.04% |

| | Phrases Engines | Referrals | % Referrals |
|------|--|------------------|--------------------|
| | Google | 28 | 0.04% |
| 90. | what are the potential risks of genetically engineered foods overall | 28 | 0.04% |
| | Google | 28 | 0.04% |
| 91. | water filtering nanotechnology .ppt | 28 | 0.04% |
| | Google | 28 | 0.04% |
| 92. | environmental research grants | 28 | 0.04% |
| | Google | 26 | 0.04% |
| | MSN | 1 | 0.00% |
| | Google UK | 1 | 0.00% |
| 93. | nanocomposites filetype:ppt | 28 | 0.04% |
| | Google | 28 | 0.04% |
| 94. | nanotechnology environmental | 27 | 0.04% |
| | Google | 24 | 0.04% |
| | Yahoo | 2 | 0.00% |
| | Google Canada | 1 | 0.00% |
| 95. | recent energy applications of nanotechnology ppt | 27 | 0.04% |
| | Google UK | 27 | 0.04% |
| 96. | organophosphorus metabolic enzymes ppt | 26 | 0.04% |
| | Google | 26 | 0.04% |
| 97. | biomarker ppt | 26 | 0.04% |
| | Google | 26 | 0.04% |
| 98. | nano technology water treatment | 26 | 0.04% |
| | Google | 26 | 0.04% |
| 99. | endometriosis pdf | 26 | 0.04% |
| | Google | 25 | 0.04% |
| | Yahoo Taiwan | 1 | 0.00% |
| 100. | epa pollution measurement | 25 | 0.04% |
| | Google | 24 | 0.04% |
| | Google Canada | 1 | 0.00% |
| 101. | www.epa.gov | 25 | 0.04% |
| | Google | 22 | 0.03% |
| | Google Germany | 1 | 0.00% |
| | Google Italy | 1 | 0.00% |
| | Yahoo Spain | 1 | 0.00% |
| 102. | groundwater recharge techniques filetype:ppt | 25 | 0.04% |
| | Google | 25 | 0.04% |
| 103. | cardiovascular pathophysiology of environmental pollutants)pdf | 24 | 0.04% |
| | Google | 24 | 0.04% |
| 104. | risk assessment filetype:pdf | 24 | 0.04% |

| | Phrases Engines | Referrals | % Referrals |
|------|--|------------------|--------------------|
| | Google | 24 | 0.04% |
| 105. | environmental fellowships | 23 | 0.04% |
| | Google | 19 | 0.03% |
| | Yahoo | 4 | 0.01% |
| 106. | c\n ratio on plant physiology | 23 | 0.04% |
| | Google | 23 | 0.04% |
| 107. | endemism, grid cells (pdf) | 23 | 0.04% |
| | Google | 23 | 0.04% |
| 108. | tio2 ag ppt | 23 | 0.04% |
| | Google | 23 | 0.04% |
| 109. | nutritional markers filetype:ppt | 22 | 0.03% |
| | Google | 22 | 0.03% |
| 110. | clay nanocomposites filetype:ppt | 22 | 0.03% |
| | Google | 22 | 0.03% |
| 111. | simple lipids powerpoint | 22 | 0.03% |
| | Google | 22 | 0.03% |
| 112. | smart materials properties filetype:ppt | 22 | 0.03% |
| | Google | 22 | 0.03% |
| 113. | acetogenic bacteria nanotechnology | 22 | 0.03% |
| | Google | 22 | 0.03% |
| 114. | serotonin fish filetype:pdf | 22 | 0.03% |
| | Google | 22 | 0.03% |
| 115. | thermo-optical analysis | 22 | 0.03% |
| | Google UK | 22 | 0.03% |
| 116. | apication of nanobiotechnology in pollution control | 22 | 0.03% |
| | Google | 22 | 0.03% |
| 117. | concurrent intestinal helminth infection with viral pathogen pdf file only | 22 | 0.03% |
| | Google | 22 | 0.03% |
| 118. | scorpion venom composition | 22 | 0.03% |
| | Google | 22 | 0.03% |
| 119. | publication on ecosystem and public health | 22 | 0.03% |
| | Google | 22 | 0.03% |
| 120. | remote sensing biodiversity filetype:pdf | 22 | 0.03% |
| | Google | 22 | 0.03% |
| 121. | mercury transport | 21 | 0.03% |
| | Google | 21 | 0.03% |
| 122. | nano zero-valent iron | 21 | 0.03% |
| | Google | 21 | 0.03% |
| 123. | nanotechnology environment | 20 | 0.03% |

| | Phrases Engines | Referrals | % Referrals |
|--------|--|------------------|--------------------|
| | Google | 20 | 0.03% |
| ■ 124. | biomarkers ppt | 20 | 0.03% |
| | Google | 20 | 0.03% |
| ■ 125. | some chemicals which are mutagens, ppt | 20 | 0.03% |
| | Google | 20 | 0.03% |
| ■ 126. | paper presentation of nanotechnology | 20 | 0.03% |
| | AltaVista | 20 | 0.03% |
| ■ 127. | define:small business concern | 20 | 0.03% |
| | Google | 20 | 0.03% |
| ■ 128. | epa grants 2009 | 20 | 0.03% |
| | Google | 17 | 0.03% |
| | Yahoo | 3 | 0.00% |
| ■ 129. | ppt of nano | 20 | 0.03% |
| | Google | 20 | 0.03% |
| ■ 130. | emd locomotive 645 engine lead wire measurement | 19 | 0.03% |
| | Google | 19 | 0.03% |
| ■ 131. | [ppt]enterococci | 19 | 0.03% |
| | Google | 19 | 0.03% |
| ■ 132. | thermooptical analysis | 19 | 0.03% |
| | Google | 19 | 0.03% |
| ■ 133. | cellulose,ppt | 19 | 0.03% |
| | Google | 19 | 0.03% |
| ■ 134. | band gap of photocatalysts pdf | 19 | 0.03% |
| | Google | 19 | 0.03% |
| ■ 135. | nanotechnology and environmet | 19 | 0.03% |
| | Google | 19 | 0.03% |
| ■ 136. | strains of mice | 19 | 0.03% |
| | Yahoo | 19 | 0.03% |
| ■ 137. | power point presentation of soil erosion in ethiopia | 19 | 0.03% |
| | Google | 19 | 0.03% |
| ■ 138. | nanotechnology applications.ppt | 19 | 0.03% |
| | Google | 19 | 0.03% |
| ■ 139. | 2008 news events | 19 | 0.03% |
| | Google | 18 | 0.03% |
| | AOL NetFind | 1 | 0.00% |
| ■ 140. | green buildings | 18 | 0.03% |
| | Google | 18 | 0.03% |
| ■ 141. | solar cell photovoltaic.ppt pdf | 18 | 0.03% |
| | Google | 18 | 0.03% |
| ■ 142. | theories on environmental education | 18 | 0.03% |

| | Phrases Engines | Referrals | % Referrals |
|------|--|--------------------|----------------------------------|
| | Yahoo | 18 | 0.03% |
| 143. | mathematical models for water treatment (pdf) Yahoo | 18 | 0.03% |
| 144. | nanoparticles soil heavy metals review Google | 18 | 0.03% |
| 145. | compressive sensing filetype:ppt Google | 18 | 0.03% |
| 146. | cellulose.ppt Google | 18 | 0.03% |
| 147. | protocols in molecular biology:ppt Google | 18 | 0.03% |
| 148. | thermo optical analysis Google | 18 | 0.03% |
| 149. | administrative reforms in ncer Yahoo | 17 | 0.03% |
| 150. | green manufacturing Google MSN HotBot | 17 15 1 1 | 0.03% 0.02% 0.00% 0.00% |
| 151. | characterization of nanoparticles Google Google UK | 17 15 2 | 0.03% 0.02% 0.00% |
| 152. | effect of 17 alpha testosterone in fish sex reversal in dna alternation Google | 17 17 | 0.03% 0.03% |
| 153. | biomarkers environmental ppt Google | 17 17 | 0.03% 0.03% |
| 154. | site:epa.gov wetlands climate\weather Google | 16 16 | 0.03% 0.03% |
| 155. | change effects modifica images Google | 16 16 | 0.03% 0.03% |
| 156. | nano-thermoelectric materials Google | 16 16 | 0.03% 0.03% |
| 157. | akepa Google Yahoo Google Canada | 16 12 3 1 | 0.03% 0.02% 0.00% 0.00% |
| 158. | properties metals Google | 16 16 | 0.03% 0.03% |
| 159. | nano industry indicators | 16 | 0.03% |


| | Phrases Engines | Referrals | % Referrals |
|------|---|--------------------|----------------------------------|
| | Google | 16 | 0.03% |
| 160. | saxitoxin molecularly imprinted. polymer filetype:pdf Google | 16 | 0.03% |
| 161. | uv-c algae penetration Google | 16 | 0.03% |
| 162. | integrated watershed management download free Google | 15 | 0.02% |
| 163. | life cycle lca valuation economic Google | 15 | 0.02% |
| 164. | nanotechnology for remediation pdf Google | 15 | 0.02% |
| 165. | enterococci ppt Google | 15 | 0.02% |
| 166. | olive oil ppt Google | 15 | 0.02% |
| 167. | combustion process in boiler furnace Google | 15 | 0.02% |
| 168. | bacterial biofilms filetype:ppt Google | 15 | 0.02% |
| 169. | implication of sustainable materials Google | 14 | 0.02% |
| 170. | nanomaterials pdf Google | 14 | 0.02% |
| 171. | events in 2002 Google AOL NetFind Google UK | 14 12 1 1 | 0.02% 0.02% 0.00% 0.00% |
| 172. | synthesis of reversible sequential circuit ppt Google | 14 | 0.02% |
| 173. | dioxins are very difficult to be analyzed Google | 14 | 0.02% |
| 174. | subsurface filtration Google | 13 | 0.02% |
| 175. | www.epa.gov/ncer/sbir Google Yahoo MSN | 13 8 4 1 | 0.02% 0.01% 0.01% 0.00% |
| 176. | effect of urbanization on stream ecosystems.doc Google | 13 | 0.02% |
| 177. | chemical air monitoring xls | 13 | 0.02% |

| | Phrases Engines | Referrals | % Referrals |
|------|--|------------------|--------------------|
| | Google | 13 | 0.02% |
| 178. | stem abberation ppt | 13 | 0.02% |
| | Google Austria | 13 | 0.02% |
| 179. | lab on chip filetype:ppt | 13 | 0.02% |
| | Google UK | 13 | 0.02% |
| 180. | joe siegel out of region epa | 12 | 0.02% |
| | Google | 12 | 0.02% |
| 181. | ncer epa | 12 | 0.02% |
| | Google | 9 | 0.01% |
| | Yahoo | 3 | 0.00% |
| 182. | chemistry thermodynamic nano partical pt ppt | 12 | 0.02% |
| | Google | 12 | 0.02% |
| 183. | asthma ppt | 12 | 0.02% |
| | Google | 12 | 0.02% |
| 184. | water research.pdf | 12 | 0.02% |
| | Google | 12 | 0.02% |
| 185. | feces ppt. | 12 | 0.02% |
| | Google | 12 | 0.02% |
| 186. | nanotechnology epa | 12 | 0.02% |
| | Google | 9 | 0.01% |
| | Google Canada | 2 | 0.00% |
| | Google Germany | 1 | 0.00% |
| 187. | usa presentation powerpoint | 12 | 0.02% |
| | Google | 12 | 0.02% |
| 188. | power point presentation on epidemiological study | 12 | 0.02% |
| | Google | 12 | 0.02% |
| 189. | birds reproductive behavior ppt | 12 | 0.02% |
| | Google | 12 | 0.02% |
| 190. | genotoxicity ppt | 12 | 0.02% |
| | Google | 12 | 0.02% |
| 191. | epa scholarship | 12 | 0.02% |
| | Google | 11 | 0.02% |
| | Yahoo | 1 | 0.00% |
| 192. | environmental funding | 12 | 0.02% |
| | Google | 12 | 0.02% |
| 193. | sims spectroscopy filetype:ppt | 12 | 0.02% |
| | Google | 12 | 0.02% |
| 194. | environmental pollution heavy metals aquatic system absorption utilization biosensor granulated activated carbon pdf ppt | 12 | 0.02% |
| | Google | 12 | 0.02% |

| | Phrases Engines | Referrals | % Referrals |
|-----------------------------------|---|------------------|--------------------|
| ■ 195. | immunology of bronchial asthma free filetype:pdf Google | 12 12 | 0.02% 0.02% |
| ■ 196. | sustainable design expo Google | 11 11 | 0.02% 0.02% |
| ■ 197. | cellulosic biorefinery ppt Google | 11 11 | 0.02% 0.02% |
| ■ 198. | pcr fluorescent in situ hybridization ppt Google | 11 11 | 0.02% 0.02% |
| ■ 199. | powerpoints on the science and technology of small particles Google | 11 11 | 0.02% 0.02% |
| ■ 200. | rma2 and radiation stress Google | 10 10 | 0.02% 0.02% |
| Subtotal for rows: 1 - 200 | | 14,547 | 22.78% |
| Other | | 49,318 | 77.22% |
| Total | | 63,865 | 100.00% |

items 1-200 of 400

Search Phrases - Help Card

 **Column Definitions**

Phrase
The search phrase a visitor used to find your site.

Engines
The specific search engine being analyzed in conjunction with the phrase in the adjacent column.

Referrals
The number of visits to your site from visitors, who were referred by using the specified search engine and search phrases.

%
Percentage of visitors referred from search engines who used the specified search engine and phrase.



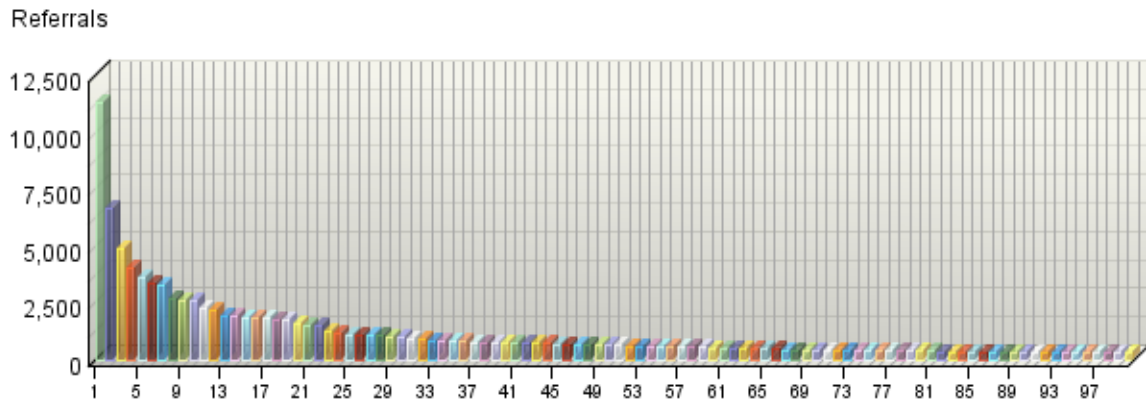
Report Descriptions

How are people getting to your site? Use this report to find out if your visitors are using the search phrases you expect. Do you need to use different phrases in page titles to make it easier for people to find your site with search engines?

Search Keywords

This report identifies keywords that led the most visitors to the site and, for each keyword, which search engines led visitors to the site.

Search Keywords



Search Keywords

| | Keywords Engines | Referrals | % Referrals |
|------|--------------------|-----------|-------------|
| ■ 1. | epa | 11,297 | 4.53% |
| | Google | 9,722 | 3.90% |
| | Yahoo | 952 | 0.38% |
| | MSN | 235 | 0.09% |
| | Google Canada | 101 | 0.04% |
| | Google UK | 79 | 0.03% |
| | AOL NetFind | 48 | 0.02% |
| | Google Australia | 47 | 0.02% |
| | Google Japan | 22 | 0.01% |
| | Google Italy | 20 | 0.01% |
| | Google Germany | 18 | 0.01% |
| | Google France | 14 | 0.01% |
| | AltaVista | 12 | 0.00% |
| | Yahoo Japan | 7 | 0.00% |
| | Yahoo Spain | 4 | 0.00% |
| | Lycos | 3 | 0.00% |
| | Yahoo UK & Ireland | 2 | 0.00% |
| | Google Austria | 2 | 0.00% |

| | Keywords Engines | Referrals | % Referrals |
|------|-----------------------------|------------------|--------------------|
| | CNET Search.com | 2 | 0.00% |
| | Yahoo Taiwan | 2 | 0.00% |
| | Yahoo Germany | 1 | 0.00% |
| ■ 2. | of | 6,676 | 2.68% |
| | Google | 4,867 | 1.95% |
| | Yahoo | 737 | 0.30% |
| | Google UK | 364 | 0.15% |
| | Google Canada | 194 | 0.08% |
| | MSN | 124 | 0.05% |
| | Google Australia | 90 | 0.04% |
| | Google Germany | 39 | 0.02% |
| | Google France | 38 | 0.02% |
| | HotBot | 35 | 0.01% |
| | AOL NetFind | 32 | 0.01% |
| | Yahoo India | 29 | 0.01% |
| | AltaVista | 27 | 0.01% |
| | Google Italy | 20 | 0.01% |
| | Google Japan | 16 | 0.01% |
| | Yahoo Spain | 15 | 0.01% |
| | Yahoo Japan | 10 | 0.00% |
| | Yahoo UK & Ireland | 10 | 0.00% |
| | Yahoo Singapore | 6 | 0.00% |
| | Yahoo Canada | 5 | 0.00% |
| | Yahoo Taiwan | 5 | 0.00% |
| ■ 3. | environmental | 4,884 | 1.96% |
| | Google | 3,923 | 1.57% |
| | Yahoo | 429 | 0.17% |
| | Google Canada | 119 | 0.05% |
| | Google UK | 105 | 0.04% |
| | MSN | 89 | 0.04% |
| | AOL NetFind | 45 | 0.02% |
| | Google Australia | 40 | 0.02% |
| | Google Germany | 20 | 0.01% |
| | Google Italy | 16 | 0.01% |
| | Google France | 15 | 0.01% |
| | Yahoo India | 11 | 0.00% |
| | Yahoo Spain | 8 | 0.00% |
| | Google Japan | 8 | 0.00% |
| | AltaVista | 8 | 0.00% |
| | Yahoo Canada | 8 | 0.00% |

| | Keywords Engines | Referrals | % Referrals |
|------|-----------------------------|------------------|--------------------|
| | Yahoo UK & Ireland | 7 | 0.00% |
| | Yahoo Singapore | 7 | 0.00% |
| | Yahoo Taiwan | 4 | 0.00% |
| | Yandex | 4 | 0.00% |
| | Yahoo Japan | 4 | 0.00% |
| ■ 4. | in | 4,019 | 1.61% |
| | Google | 3,007 | 1.21% |
| | Yahoo | 411 | 0.16% |
| | Google UK | 174 | 0.07% |
| | Google Canada | 117 | 0.05% |
| | Google Australia | 59 | 0.02% |
| | MSN | 53 | 0.02% |
| | AOL NetFind | 37 | 0.01% |
| | HotBot | 35 | 0.01% |
| | Google France | 25 | 0.01% |
| | Google Germany | 21 | 0.01% |
| | Google Italy | 21 | 0.01% |
| | Yahoo India | 13 | 0.01% |
| | AltaVista | 8 | 0.00% |
| | Yandex | 7 | 0.00% |
| | Google Japan | 5 | 0.00% |
| | Yahoo Singapore | 5 | 0.00% |
| | Yahoo Taiwan | 4 | 0.00% |
| | Yahoo UK & Ireland | 4 | 0.00% |
| | Netscape | 4 | 0.00% |
| | Google Austria | 2 | 0.00% |
| ■ 5. | research | 3,661 | 1.47% |
| | Google | 2,876 | 1.15% |
| | Yahoo | 392 | 0.16% |
| | MSN | 86 | 0.03% |
| | Google UK | 83 | 0.03% |
| | Google Canada | 71 | 0.03% |
| | AOL NetFind | 28 | 0.01% |
| | Google Australia | 23 | 0.01% |
| | Google Germany | 22 | 0.01% |
| | Google Japan | 13 | 0.01% |
| | Google Italy | 11 | 0.00% |
| | Google France | 9 | 0.00% |
| | Yahoo UK & Ireland | 8 | 0.00% |
| | AltaVista | 7 | 0.00% |

| | Keywords Engines | Referrals | % Referrals |
|------|-----------------------------|------------------|--------------------|
| | Yahoo Canada | 5 | 0.00% |
| | Yahoo Singapore | 5 | 0.00% |
| | Yahoo India | 5 | 0.00% |
| | Netscape | 4 | 0.00% |
| | Google Austria | 3 | 0.00% |
| | Yahoo Japan | 3 | 0.00% |
| | Yandex | 2 | 0.00% |
| ■ 6. | ppt | 3,409 | 1.37% |
| | Google | 3,117 | 1.25% |
| | Google UK | 96 | 0.04% |
| | Google Canada | 36 | 0.01% |
| | Yahoo | 31 | 0.01% |
| | Google France | 30 | 0.01% |
| | Google Germany | 29 | 0.01% |
| | Google Italy | 26 | 0.01% |
| | Google Austria | 15 | 0.01% |
| | Google Japan | 11 | 0.00% |
| | MSN | 4 | 0.00% |
| | Yahoo India | 3 | 0.00% |
| | Google Australia | 3 | 0.00% |
| | Yahoo Korea | 2 | 0.00% |
| | Netscape | 2 | 0.00% |
| | Yahoo Taiwan | 1 | 0.00% |
| | Yahoo Spain | 1 | 0.00% |
| | Yahoo Singapore | 1 | 0.00% |
| | Lycos | 1 | 0.00% |
| ■ 7. | for | 3,300 | 1.32% |
| | Google | 2,469 | 0.99% |
| | Yahoo | 419 | 0.17% |
| | Google UK | 135 | 0.05% |
| | Google Canada | 81 | 0.03% |
| | MSN | 69 | 0.03% |
| | Google Australia | 33 | 0.01% |
| | AOL NetFind | 22 | 0.01% |
| | Google Italy | 14 | 0.01% |
| | Google France | 14 | 0.01% |
| | Google Germany | 12 | 0.00% |
| | Google Japan | 6 | 0.00% |
| | Yahoo India | 6 | 0.00% |
| | Yahoo UK & Ireland | 4 | 0.00% |

| | Keywords Engines | Referrals | % Referrals |
|------|-----------------------------|------------------|--------------------|
| | Yahoo Japan | 3 | 0.00% |
| | Yahoo Singapore | 3 | 0.00% |
| | Yahoo Canada | 2 | 0.00% |
| | Yahoo Germany | 2 | 0.00% |
| | HotBot | 1 | 0.00% |
| | Mamma | 1 | 0.00% |
| | AltaVista | 1 | 0.00% |
| ■ 8. | star | 2,690 | 1.08% |
| | Google | 2,483 | 1.00% |
| | Yahoo | 130 | 0.05% |
| | MSN | 26 | 0.01% |
| | Google Canada | 18 | 0.01% |
| | Google UK | 8 | 0.00% |
| | AOL NetFind | 6 | 0.00% |
| | Google France | 5 | 0.00% |
| | Google Germany | 4 | 0.00% |
| | Google Japan | 4 | 0.00% |
| | Google Australia | 4 | 0.00% |
| | Netscape | 1 | 0.00% |
| | Google Austria | 1 | 0.00% |
| ■ 9. | the | 2,636 | 1.06% |
| | Google | 1,985 | 0.80% |
| | Yahoo | 229 | 0.09% |
| | Google UK | 144 | 0.06% |
| | Google Canada | 102 | 0.04% |
| | Google Australia | 51 | 0.02% |
| | MSN | 34 | 0.01% |
| | AOL NetFind | 26 | 0.01% |
| | Google France | 13 | 0.01% |
| | Google Japan | 11 | 0.00% |
| | Google Germany | 10 | 0.00% |
| | Google Italy | 9 | 0.00% |
| | Yahoo UK & Ireland | 4 | 0.00% |
| | Yahoo India | 3 | 0.00% |
| | Yahoo Japan | 3 | 0.00% |
| | Google Austria | 3 | 0.00% |
| | Yahoo Taiwan | 2 | 0.00% |
| | CNET Search.com | 2 | 0.00% |
| | Yahoo Italy | 1 | 0.00% |
| | Yahoo Spain | 1 | 0.00% |

| | Keywords Engines | Referrals | % Referrals |
|-------|-----------------------------|------------------|--------------------|
| | Yahoo Canada | 1 | 0.00% |
| ■ 10. | national | 2,589 | 1.04% |
| | Google | 2,410 | 0.97% |
| | Yahoo | 65 | 0.03% |
| | Google Canada | 33 | 0.01% |
| | MSN | 25 | 0.01% |
| | AOL NetFind | 15 | 0.01% |
| | Google UK | 13 | 0.01% |
| | Google Japan | 9 | 0.00% |
| | Google Australia | 6 | 0.00% |
| | Google France | 6 | 0.00% |
| | Google Germany | 2 | 0.00% |
| | Google Italy | 2 | 0.00% |
| | Yahoo Japan | 2 | 0.00% |
| | AltaVista | 1 | 0.00% |
| ■ 11. | nanotechnology | 2,286 | 0.92% |
| | Google | 1,809 | 0.73% |
| | Yahoo | 125 | 0.05% |
| | Google UK | 114 | 0.05% |
| | Google Canada | 67 | 0.03% |
| | Google Australia | 37 | 0.01% |
| | AltaVista | 28 | 0.01% |
| | MSN | 24 | 0.01% |
| | Google Japan | 17 | 0.01% |
| | Google Italy | 15 | 0.01% |
| | Yahoo India | 13 | 0.01% |
| | Google France | 12 | 0.00% |
| | Google Germany | 7 | 0.00% |
| | AOL NetFind | 3 | 0.00% |
| | Yandex | 2 | 0.00% |
| | Yahoo Australia & NZ | 2 | 0.00% |
| | Yahoo Canada | 2 | 0.00% |
| | Yahoo Singapore | 2 | 0.00% |
| | Yahoo Spain | 2 | 0.00% |
| | Google Austria | 1 | 0.00% |
| | Yahoo Taiwan | 1 | 0.00% |
| ■ 12. | sbir | 2,233 | 0.90% |
| | Google | 1,973 | 0.79% |
| | Yahoo | 175 | 0.07% |
| | MSN | 52 | 0.02% |

| | Keywords Engines | Referrals | % Referrals |
|-------|-----------------------------|------------------|--------------------|
| | Google UK | 6 | 0.00% |
| | AOL NetFind | 6 | 0.00% |
| | Google Japan | 4 | 0.00% |
| | Google Canada | 4 | 0.00% |
| | AltaVista | 3 | 0.00% |
| | Google Germany | 2 | 0.00% |
| | CompuServe | 2 | 0.00% |
| | Google Australia | 2 | 0.00% |
| | Google France | 2 | 0.00% |
| | Google Italy | 1 | 0.00% |
| | Yahoo Spain | 1 | 0.00% |
| ■ 13. | on | 1,945 | 0.78% |
| | Google | 1,432 | 0.57% |
| | Yahoo | 207 | 0.08% |
| | Google UK | 85 | 0.03% |
| | Google Canada | 62 | 0.02% |
| | MSN | 57 | 0.02% |
| | Google Australia | 37 | 0.01% |
| | Yahoo India | 13 | 0.01% |
| | Google Italy | 11 | 0.00% |
| | Google France | 8 | 0.00% |
| | Google Germany | 8 | 0.00% |
| | Yahoo UK & Ireland | 7 | 0.00% |
| | AOL NetFind | 5 | 0.00% |
| | Yahoo Canada | 3 | 0.00% |
| | AltaVista | 3 | 0.00% |
| | CNET Search.com | 2 | 0.00% |
| | Yandex | 1 | 0.00% |
| | Yahoo Spain | 1 | 0.00% |
| | Yahoo Singapore | 1 | 0.00% |
| | Google Japan | 1 | 0.00% |
| | Yahoo Japan | 1 | 0.00% |
| ■ 14. | mall | 1,909 | 0.77% |
| | Google | 1,857 | 0.74% |
| | Google Canada | 18 | 0.01% |
| | AOL NetFind | 10 | 0.00% |
| | MSN | 5 | 0.00% |
| | Google France | 4 | 0.00% |
| | Yahoo | 4 | 0.00% |
| | Google Australia | 4 | 0.00% |

| | Keywords Engines | Referrals | % Referrals |
|-------|-----------------------------|------------------|--------------------|
| | Google UK | 3 | 0.00% |
| | Google Japan | 3 | 0.00% |
| | All The Web | 1 | 0.00% |
| ■ 15. | health | 1,895 | 0.76% |
| | Google | 1,388 | 0.56% |
| | Yahoo | 259 | 0.10% |
| | Google UK | 71 | 0.03% |
| | Google Canada | 53 | 0.02% |
| | MSN | 37 | 0.01% |
| | Google Australia | 24 | 0.01% |
| | AOL NetFind | 15 | 0.01% |
| | Google Germany | 11 | 0.00% |
| | Google Italy | 9 | 0.00% |
| | Yahoo UK & Ireland | 4 | 0.00% |
| | Google Japan | 4 | 0.00% |
| | Google France | 4 | 0.00% |
| | Yahoo Spain | 3 | 0.00% |
| | Yahoo Taiwan | 3 | 0.00% |
| | Yahoo India | 2 | 0.00% |
| | Yahoo Japan | 2 | 0.00% |
| | Yahoo Germany | 2 | 0.00% |
| | Ixquick | 1 | 0.00% |
| | Yahoo Canada | 1 | 0.00% |
| | Mamma | 1 | 0.00% |
| ■ 16. | map | 1,884 | 0.76% |
| | Google | 1,838 | 0.74% |
| | Google Canada | 19 | 0.01% |
| | Google Australia | 5 | 0.00% |
| | Yahoo | 4 | 0.00% |
| | MSN | 4 | 0.00% |
| | AOL NetFind | 4 | 0.00% |
| | Google UK | 3 | 0.00% |
| | Google France | 3 | 0.00% |
| | Google Japan | 3 | 0.00% |
| | All The Web | 1 | 0.00% |
| ■ 17. | grants | 1,843 | 0.74% |
| | Google | 1,579 | 0.63% |
| | Yahoo | 158 | 0.06% |
| | MSN | 36 | 0.01% |
| | Google UK | 19 | 0.01% |

| | Keywords Engines | Referrals | % Referrals |
|-------|-----------------------------|------------------|--------------------|
| | Google Canada | 13 | 0.01% |
| | AOL NetFind | 11 | 0.00% |
| | Google Australia | 7 | 0.00% |
| | Yahoo UK & Ireland | 4 | 0.00% |
| | AltaVista | 3 | 0.00% |
| | Yahoo Singapore | 2 | 0.00% |
| | Netscape | 2 | 0.00% |
| | Yahoo Spain | 2 | 0.00% |
| | CNET Search.com | 2 | 0.00% |
| | Google Italy | 1 | 0.00% |
| | Google France | 1 | 0.00% |
| | Google Japan | 1 | 0.00% |
| | Google Germany | 1 | 0.00% |
| | Google Austria | 1 | 0.00% |
| ■ 18. | 2009 | 1,781 | 0.71% |
| | Google | 1,531 | 0.61% |
| | Yahoo | 75 | 0.03% |
| | Google UK | 43 | 0.02% |
| | Google Canada | 41 | 0.02% |
| | MSN | 34 | 0.01% |
| | Google Australia | 10 | 0.00% |
| | Google Italy | 10 | 0.00% |
| | Google France | 9 | 0.00% |
| | Google Germany | 7 | 0.00% |
| | Google Japan | 6 | 0.00% |
| | AOL NetFind | 3 | 0.00% |
| | Yahoo Japan | 3 | 0.00% |
| | Google Austria | 2 | 0.00% |
| | Yahoo Canada | 2 | 0.00% |
| | CompuServe | 1 | 0.00% |
| | AltaVista | 1 | 0.00% |
| | Yahoo Mexico | 1 | 0.00% |
| | Netscape | 1 | 0.00% |
| | Yahoo Italy | 1 | 0.00% |
| ■ 19. | water | 1,752 | 0.70% |
| | Google | 1,336 | 0.54% |
| | Yahoo | 172 | 0.07% |
| | Google Canada | 69 | 0.03% |
| | Google UK | 51 | 0.02% |
| | MSN | 45 | 0.02% |

| | Keywords Engines | Referrals | % Referrals |
|-------|-----------------------------|------------------|--------------------|
| | Google Australia | 19 | 0.01% |
| | Google Germany | 13 | 0.01% |
| | Google Italy | 9 | 0.00% |
| | Google France | 9 | 0.00% |
| | AOL NetFind | 6 | 0.00% |
| | Google Japan | 4 | 0.00% |
| | Yahoo Singapore | 4 | 0.00% |
| | AltaVista | 4 | 0.00% |
| | Yahoo India | 4 | 0.00% |
| | Google Austria | 3 | 0.00% |
| | Yahoo Japan | 2 | 0.00% |
| | Netscape | 1 | 0.00% |
| | Yahoo Taiwan | 1 | 0.00% |
| ■ 20. | to | 1,632 | 0.65% |
| | Google | 1,183 | 0.47% |
| | Yahoo | 180 | 0.07% |
| | Google UK | 81 | 0.03% |
| | Google Canada | 67 | 0.03% |
| | Google Australia | 31 | 0.01% |
| | MSN | 27 | 0.01% |
| | AOL NetFind | 19 | 0.01% |
| | Google France | 8 | 0.00% |
| | Google Italy | 7 | 0.00% |
| | Yahoo India | 6 | 0.00% |
| | Google Germany | 4 | 0.00% |
| | Google Austria | 4 | 0.00% |
| | Google Japan | 4 | 0.00% |
| | Yahoo Taiwan | 3 | 0.00% |
| | Yahoo UK & Ireland | 2 | 0.00% |
| | Yahoo Australia & NZ | 1 | 0.00% |
| | All The Web | 1 | 0.00% |
| | Yahoo Singapore | 1 | 0.00% |
| | Yahoo Japan | 1 | 0.00% |
| | Yahoo Mexico | 1 | 0.00% |
| ■ 21. | grant | 1,515 | 0.61% |
| | Google | 1,311 | 0.53% |
| | Yahoo | 112 | 0.04% |
| | MSN | 28 | 0.01% |
| | Google UK | 21 | 0.01% |
| | Google Canada | 14 | 0.01% |

| | Keywords Engines | Referrals | % Referrals |
|-------|-----------------------------|------------------|--------------------|
| | AOL NetFind | 6 | 0.00% |
| | Google Italy | 6 | 0.00% |
| | Google Japan | 5 | 0.00% |
| | Google France | 4 | 0.00% |
| | Google Germany | 3 | 0.00% |
| | Google Australia | 2 | 0.00% |
| | Yandex | 1 | 0.00% |
| | Google Austria | 1 | 0.00% |
| | Yahoo Canada | 1 | 0.00% |
| ■ 22. | fellowship | 1,504 | 0.60% |
| | Google | 1,383 | 0.55% |
| | Yahoo | 67 | 0.03% |
| | Google Canada | 17 | 0.01% |
| | MSN | 6 | 0.00% |
| | Google Australia | 6 | 0.00% |
| | Google UK | 5 | 0.00% |
| | AOL NetFind | 5 | 0.00% |
| | Yandex | 3 | 0.00% |
| | Google France | 3 | 0.00% |
| | Google Germany | 3 | 0.00% |
| | Google Italy | 3 | 0.00% |
| | Yahoo Canada | 2 | 0.00% |
| | Google Japan | 1 | 0.00% |
| ■ 23. | children | 1,290 | 0.52% |
| | Google | 911 | 0.37% |
| | Yahoo | 166 | 0.07% |
| | Google UK | 77 | 0.03% |
| | MSN | 51 | 0.02% |
| | Google Canada | 26 | 0.01% |
| | AOL NetFind | 17 | 0.01% |
| | Google Australia | 16 | 0.01% |
| | Yahoo India | 6 | 0.00% |
| | Yahoo Spain | 5 | 0.00% |
| | Yahoo Taiwan | 2 | 0.00% |
| | Yahoo UK & Ireland | 2 | 0.00% |
| | Google Japan | 2 | 0.00% |
| | Google France | 2 | 0.00% |
| | Google Italy | 2 | 0.00% |
| | Yahoo Japan | 2 | 0.00% |
| | Google Germany | 1 | 0.00% |

| | Keywords Engines | Referrals | % Referrals |
|-------|-----------------------------|------------------|--------------------|
| | Yahoo Singapore | 1 | 0.00% |
| | AltaVista | 1 | 0.00% |
| ■ 24. | ■ funding | 1,149 | 0.46% |
| | Google | 964 | 0.39% |
| | Yahoo | 65 | 0.03% |
| | Google UK | 46 | 0.02% |
| | Google Canada | 32 | 0.01% |
| | MSN | 18 | 0.01% |
| | Google Australia | 6 | 0.00% |
| | Google Germany | 6 | 0.00% |
| | AOL NetFind | 4 | 0.00% |
| | Google Italy | 3 | 0.00% |
| | Google France | 2 | 0.00% |
| | Netscape | 2 | 0.00% |
| | Google Japan | 1 | 0.00% |
| ■ 25. | ■ chromosomal | 1,122 | 0.45% |
| | Google | 1,122 | 0.45% |
| ■ 26. | ■ abberations | 1,122 | 0.45% |
| | Google | 1,122 | 0.45% |
| ■ 27. | ■ environment | 1,096 | 0.44% |
| | Google | 797 | 0.32% |
| | Yahoo | 119 | 0.05% |
| | Google Canada | 57 | 0.02% |
| | Google UK | 49 | 0.02% |
| | Google Australia | 24 | 0.01% |
| | Google Japan | 10 | 0.00% |
| | Google France | 10 | 0.00% |
| | Google Italy | 7 | 0.00% |
| | MSN | 6 | 0.00% |
| | Google Germany | 4 | 0.00% |
| | AOL NetFind | 4 | 0.00% |
| | AltaVista | 3 | 0.00% |
| | Google Austria | 1 | 0.00% |
| | Yahoo Italy | 1 | 0.00% |
| | Yahoo India | 1 | 0.00% |
| | Yahoo UK & Ireland | 1 | 0.00% |
| | Netscape | 1 | 0.00% |
| | Yahoo Spain | 1 | 0.00% |
| ■ 28. | ■ ncer | 1,058 | 0.42% |
| | Google | 936 | 0.38% |

| | Keywords Engines | Referrals | % Referrals |
|-------|-----------------------------|------------------|--------------------|
| | Yahoo | 99 | 0.04% |
| | MSN | 8 | 0.00% |
| | Google Japan | 4 | 0.00% |
| | Google Germany | 3 | 0.00% |
| | Google Italy | 2 | 0.00% |
| | Yahoo Japan | 2 | 0.00% |
| | Google Canada | 2 | 0.00% |
| | Google UK | 1 | 0.00% |
| | Yahoo Singapore | 1 | 0.00% |
| ■ 29. | protection | 1,052 | 0.42% |
| | Google | 929 | 0.37% |
| | Yahoo | 45 | 0.02% |
| | MSN | 12 | 0.00% |
| | Google Canada | 10 | 0.00% |
| | AOL NetFind | 10 | 0.00% |
| | Google UK | 9 | 0.00% |
| | Google Italy | 8 | 0.00% |
| | Google France | 7 | 0.00% |
| | Google Australia | 4 | 0.00% |
| | Google Germany | 3 | 0.00% |
| | Naver | 2 | 0.00% |
| | Yahoo Singapore | 2 | 0.00% |
| | Yahoo Spain | 2 | 0.00% |
| | Yandex | 2 | 0.00% |
| | CNET Search.com | 2 | 0.00% |
| | Yahoo Japan | 1 | 0.00% |
| | Yahoo UK & Ireland | 1 | 0.00% |
| | All The Web | 1 | 0.00% |
| | Yahoo Australia & NZ | 1 | 0.00% |
| | Google Japan | 1 | 0.00% |
| ■ 30. | filetype:pdf | 1,018 | 0.41% |
| | Google | 899 | 0.36% |
| | Google France | 81 | 0.03% |
| | Google UK | 16 | 0.01% |
| | Google Canada | 8 | 0.00% |
| | Google Japan | 5 | 0.00% |
| | Google Germany | 4 | 0.00% |
| | Google Italy | 3 | 0.00% |
| | Google Australia | 2 | 0.00% |
| ■ 31. | agency | 952 | 0.38% |

| | Keywords Engines | Referrals | % Referrals |
|-------|-----------------------------|------------------|--------------------|
| | Google | 856 | 0.34% |
| | Yahoo | 38 | 0.02% |
| | AOL NetFind | 12 | 0.00% |
| | Google UK | 8 | 0.00% |
| | Google Canada | 7 | 0.00% |
| | MSN | 7 | 0.00% |
| | Google Italy | 6 | 0.00% |
| | Google France | 4 | 0.00% |
| | Google Germany | 4 | 0.00% |
| | Yandex | 2 | 0.00% |
| | Naver | 2 | 0.00% |
| | Google Australia | 2 | 0.00% |
| | Yahoo Singapore | 1 | 0.00% |
| | Yahoo Australia & NZ | 1 | 0.00% |
| | CNET Search.com | 1 | 0.00% |
| | All The Web | 1 | 0.00% |
| ■ 32. | pollution | 888 | 0.36% |
| | Google | 703 | 0.28% |
| | Yahoo | 59 | 0.02% |
| | Google UK | 37 | 0.01% |
| | Google Canada | 34 | 0.01% |
| | Google Australia | 14 | 0.01% |
| | MSN | 9 | 0.00% |
| | Google France | 6 | 0.00% |
| | AOL NetFind | 4 | 0.00% |
| | Yahoo Canada | 4 | 0.00% |
| | Yahoo India | 4 | 0.00% |
| | Google Italy | 3 | 0.00% |
| | Yahoo Spain | 3 | 0.00% |
| | Google Germany | 2 | 0.00% |
| | AltaVista | 2 | 0.00% |
| | Google Japan | 2 | 0.00% |
| | Yandex | 1 | 0.00% |
| | Yahoo Singapore | 1 | 0.00% |
| ■ 33. | science | 848 | 0.34% |
| | Google | 704 | 0.28% |
| | Yahoo | 59 | 0.02% |
| | Google UK | 29 | 0.01% |
| | MSN | 18 | 0.01% |
| | Google Canada | 16 | 0.01% |

| | Keywords Engines | Referrals | % Referrals |
|-------|-----------------------------|------------------|--------------------|
| | AOL NetFind | 6 | 0.00% |
| | Google Australia | 3 | 0.00% |
| | Yahoo Spain | 2 | 0.00% |
| | Google France | 2 | 0.00% |
| | Google Austria | 2 | 0.00% |
| | Yahoo Korea | 2 | 0.00% |
| | Yahoo Singapore | 1 | 0.00% |
| | Netscape | 1 | 0.00% |
| | Google Germany | 1 | 0.00% |
| | AltaVista | 1 | 0.00% |
| | Google Italy | 1 | 0.00% |
| ■ 34. | air | 841 | 0.34% |
| | Google | 663 | 0.27% |
| | Yahoo | 56 | 0.02% |
| | Google UK | 36 | 0.01% |
| | Google Canada | 31 | 0.01% |
| | Google Australia | 14 | 0.01% |
| | Google Italy | 10 | 0.00% |
| | Google France | 10 | 0.00% |
| | MSN | 8 | 0.00% |
| | Google Japan | 5 | 0.00% |
| | AOL NetFind | 3 | 0.00% |
| | Google Germany | 3 | 0.00% |
| | Yahoo Canada | 1 | 0.00% |
| | AltaVista | 1 | 0.00% |
| ■ 35. | fellowships | 817 | 0.33% |
| | Google | 723 | 0.29% |
| | Yahoo | 62 | 0.02% |
| | MSN | 16 | 0.01% |
| | Google UK | 6 | 0.00% |
| | Yahoo India | 2 | 0.00% |
| | Yahoo Spain | 2 | 0.00% |
| | AOL NetFind | 2 | 0.00% |
| | Google Germany | 1 | 0.00% |
| | Google Australia | 1 | 0.00% |
| | Google Canada | 1 | 0.00% |
| | Google France | 1 | 0.00% |
| ■ 36. | filetype:ppt | 807 | 0.32% |
| | Google | 751 | 0.30% |
| | Google UK | 16 | 0.01% |

| | Keywords Engines | Referrals | % Referrals |
|-------|-----------------------------|------------------|--------------------|
| | Google France | 16 | 0.01% |
| | Google Italy | 9 | 0.00% |
| | Google Germany | 8 | 0.00% |
| | Google Australia | 3 | 0.00% |
| | Google Canada | 2 | 0.00% |
| | Google Japan | 2 | 0.00% |
| ■ 37. | us | 777 | 0.31% |
| | Google | 588 | 0.24% |
| | Yahoo | 66 | 0.03% |
| | Google UK | 28 | 0.01% |
| | Google Canada | 23 | 0.01% |
| | MSN | 12 | 0.00% |
| | Google Australia | 12 | 0.00% |
| | AOL NetFind | 10 | 0.00% |
| | Google France | 9 | 0.00% |
| | Google Germany | 8 | 0.00% |
| | Google Italy | 7 | 0.00% |
| | Google Japan | 4 | 0.00% |
| | AltaVista | 2 | 0.00% |
| | Naver | 2 | 0.00% |
| | Picsearch | 1 | 0.00% |
| | Yahoo Taiwan | 1 | 0.00% |
| | Yahoo Singapore | 1 | 0.00% |
| | Yandex | 1 | 0.00% |
| | Yahoo UK & Ireland | 1 | 0.00% |
| | Google Austria | 1 | 0.00% |
| ■ 38. | pdf | 773 | 0.31% |
| | Google | 653 | 0.26% |
| | Yahoo | 71 | 0.03% |
| | Google Germany | 10 | 0.00% |
| | Google Japan | 8 | 0.00% |
| | Google UK | 7 | 0.00% |
| | Google France | 6 | 0.00% |
| | Google Canada | 3 | 0.00% |
| | AltaVista | 3 | 0.00% |
| | Yahoo Taiwan | 2 | 0.00% |
| | Yahoo India | 2 | 0.00% |
| | Yahoo Canada | 2 | 0.00% |
| | Google Australia | 1 | 0.00% |
| | Google Italy | 1 | 0.00% |

| | Keywords Engines | Referrals | % Referrals |
|-------|-----------------------------|------------------|--------------------|
| | MSN | 1 | 0.00% |
| | Yahoo Germany | 1 | 0.00% |
| | Yahoo Mexico | 1 | 0.00% |
| | All The Web | 1 | 0.00% |
| ■ 39. | change | 766 | 0.31% |
| | Google | 580 | 0.23% |
| | Google UK | 56 | 0.02% |
| | Google Australia | 35 | 0.01% |
| | Google Canada | 28 | 0.01% |
| | Yahoo | 25 | 0.01% |
| | MSN | 16 | 0.01% |
| | Google Germany | 7 | 0.00% |
| | Google France | 4 | 0.00% |
| | Yahoo Spain | 4 | 0.00% |
| | Google Italy | 4 | 0.00% |
| | CNET Search.com | 2 | 0.00% |
| | Google Austria | 1 | 0.00% |
| | Yahoo Singapore | 1 | 0.00% |
| | AltaVista | 1 | 0.00% |
| | AOL NetFind | 1 | 0.00% |
| | Google Japan | 1 | 0.00% |
| ■ 40. | graduate | 761 | 0.31% |
| | Google | 713 | 0.29% |
| | Yahoo | 21 | 0.01% |
| | Google UK | 8 | 0.00% |
| | MSN | 6 | 0.00% |
| | Google Australia | 4 | 0.00% |
| | Google Canada | 4 | 0.00% |
| | Google Italy | 2 | 0.00% |
| | AOL NetFind | 1 | 0.00% |
| | Google Germany | 1 | 0.00% |
| | Yahoo Spain | 1 | 0.00% |
| ■ 41. | nano | 743 | 0.30% |
| | Google | 583 | 0.23% |
| | Google France | 81 | 0.03% |
| | Yahoo | 27 | 0.01% |
| | Google UK | 19 | 0.01% |
| | Google Germany | 9 | 0.00% |
| | MSN | 6 | 0.00% |
| | Google Japan | 4 | 0.00% |

| | Keywords Engines | Referrals | % Referrals |
|-------|-----------------------------|------------------|--------------------|
| | Google Canada | 3 | 0.00% |
| | Google Italy | 3 | 0.00% |
| | Google Australia | 3 | 0.00% |
| | Yahoo India | 2 | 0.00% |
| | Google Austria | 1 | 0.00% |
| | AOL NetFind | 1 | 0.00% |
| | AltaVista | 1 | 0.00% |
| ■ 42. | center | 734 | 0.29% |
| | Google | 582 | 0.23% |
| | Yahoo | 80 | 0.03% |
| | MSN | 23 | 0.01% |
| | Google Canada | 17 | 0.01% |
| | Google UK | 8 | 0.00% |
| | Google Germany | 6 | 0.00% |
| | Google France | 4 | 0.00% |
| | Yahoo Japan | 3 | 0.00% |
| | AOL NetFind | 3 | 0.00% |
| | Yahoo Canada | 2 | 0.00% |
| | Google Japan | 2 | 0.00% |
| | Yahoo Taiwan | 2 | 0.00% |
| | Google Australia | 1 | 0.00% |
| | Google Italy | 1 | 0.00% |
| ■ 43. | what | 724 | 0.29% |
| | Google | 538 | 0.22% |
| | Yahoo | 65 | 0.03% |
| | Google UK | 54 | 0.02% |
| | Google Australia | 24 | 0.01% |
| | Google Canada | 21 | 0.01% |
| | AOL NetFind | 8 | 0.00% |
| | MSN | 8 | 0.00% |
| | Yahoo India | 2 | 0.00% |
| | Yahoo UK & Ireland | 2 | 0.00% |
| | CNET Search.com | 1 | 0.00% |
| | Google Italy | 1 | 0.00% |
| ■ 44. | business | 719 | 0.29% |
| | Google | 573 | 0.23% |
| | Yahoo | 84 | 0.03% |
| | MSN | 17 | 0.01% |
| | Google UK | 12 | 0.00% |
| | AOL NetFind | 8 | 0.00% |

| | Keywords Engines | Referrals | % Referrals |
|-------|-----------------------------|------------------|--------------------|
| | Yandex | 6 | 0.00% |
| | Google Canada | 6 | 0.00% |
| | Google Australia | 4 | 0.00% |
| | Yahoo UK & Ireland | 3 | 0.00% |
| | AltaVista | 2 | 0.00% |
| | Google Japan | 2 | 0.00% |
| | Google Germany | 1 | 0.00% |
| | Yahoo Australia & NZ | 1 | 0.00% |
| ■ 45. | program | 694 | 0.28% |
| | Google | 593 | 0.24% |
| | Yahoo | 60 | 0.02% |
| | MSN | 9 | 0.00% |
| | AOL NetFind | 8 | 0.00% |
| | Google Canada | 8 | 0.00% |
| | Google UK | 4 | 0.00% |
| | Google Japan | 4 | 0.00% |
| | Google Australia | 4 | 0.00% |
| | Google France | 2 | 0.00% |
| | Google Italy | 2 | 0.00% |
| ■ 46. | effects | 681 | 0.27% |
| | Google | 469 | 0.19% |
| | Yahoo | 87 | 0.03% |
| | Google Canada | 38 | 0.02% |
| | Google UK | 26 | 0.01% |
| | MSN | 22 | 0.01% |
| | Google Australia | 12 | 0.00% |
| | Google France | 5 | 0.00% |
| | Google Germany | 4 | 0.00% |
| | Yahoo India | 3 | 0.00% |
| | Yahoo Spain | 3 | 0.00% |
| | AOL NetFind | 2 | 0.00% |
| | Yahoo UK & Ireland | 2 | 0.00% |
| | Google Italy | 2 | 0.00% |
| | Google Japan | 2 | 0.00% |
| | Yahoo Taiwan | 1 | 0.00% |
| | Yahoo Canada | 1 | 0.00% |
| | CNET Search.com | 1 | 0.00% |
| | Yahoo Singapore | 1 | 0.00% |
| ■ 47. | particulate | 664 | 0.27% |
| | Google | 555 | 0.22% |

| | Keywords Engines | Referrals | % Referrals |
|-------|-----------------------------|------------------|--------------------|
| | Google UK | 23 | 0.01% |
| | Yahoo | 20 | 0.01% |
| | Google Canada | 19 | 0.01% |
| | MSN | 16 | 0.01% |
| | Google Italy | 7 | 0.00% |
| | Yahoo Spain | 5 | 0.00% |
| | Google Germany | 5 | 0.00% |
| | AOL NetFind | 2 | 0.00% |
| | Google Japan | 2 | 0.00% |
| | Google Australia | 2 | 0.00% |
| | Yahoo UK & Ireland | 2 | 0.00% |
| | Google Austria | 2 | 0.00% |
| | CNET Search.com | 1 | 0.00% |
| | Yahoo Japan | 1 | 0.00% |
| | Yahoo Mexico | 1 | 0.00% |
| | Yahoo Taiwan | 1 | 0.00% |
| ■ 48. | powerpoint | 652 | 0.26% |
| | Google | 485 | 0.19% |
| | Google UK | 65 | 0.03% |
| | Yahoo | 26 | 0.01% |
| | Google Canada | 24 | 0.01% |
| | Google Germany | 14 | 0.01% |
| | Google France | 13 | 0.01% |
| | MSN | 9 | 0.00% |
| | Google Australia | 7 | 0.00% |
| | AOL NetFind | 3 | 0.00% |
| | Google Italy | 3 | 0.00% |
| | Yahoo Italy | 1 | 0.00% |
| | Google Austria | 1 | 0.00% |
| | Netscape | 1 | 0.00% |
| ■ 49. | climate | 647 | 0.26% |
| | Google | 495 | 0.20% |
| | Google UK | 52 | 0.02% |
| | Google Australia | 30 | 0.01% |
| | Google Canada | 27 | 0.01% |
| | Yahoo | 17 | 0.01% |
| | MSN | 7 | 0.00% |
| | Google France | 5 | 0.00% |
| | Yahoo Spain | 4 | 0.00% |
| | Google Germany | 3 | 0.00% |

| | Keywords Engines | Referrals | % Referrals |
|-------|-----------------------------|------------------|--------------------|
| | Google Italy | 3 | 0.00% |
| | AltaVista | 1 | 0.00% |
| | AOL NetFind | 1 | 0.00% |
| | CNET Search.com | 1 | 0.00% |
| | Google Japan | 1 | 0.00% |
| ■ 50. | design | 637 | 0.26% |
| | Google | 533 | 0.21% |
| | Yahoo | 38 | 0.02% |
| | Google UK | 23 | 0.01% |
| | MSN | 9 | 0.00% |
| | Google Canada | 7 | 0.00% |
| | CNET Search.com | 6 | 0.00% |
| | Google Germany | 4 | 0.00% |
| | Google France | 3 | 0.00% |
| | Google Australia | 3 | 0.00% |
| | Netscape | 2 | 0.00% |
| | Yahoo Spain | 2 | 0.00% |
| | AltaVista | 2 | 0.00% |
| | All The Web | 1 | 0.00% |
| | Yahoo India | 1 | 0.00% |
| | Yahoo Mexico | 1 | 0.00% |
| | Google Austria | 1 | 0.00% |
| | Yahoo UK & Ireland | 1 | 0.00% |
| ■ 51. | matter | 636 | 0.26% |
| | Google | 532 | 0.21% |
| | Yahoo | 25 | 0.01% |
| | Google UK | 19 | 0.01% |
| | Google Canada | 18 | 0.01% |
| | MSN | 13 | 0.01% |
| | Google Italy | 6 | 0.00% |
| | Yahoo Spain | 5 | 0.00% |
| | Google Germany | 3 | 0.00% |
| | AOL NetFind | 2 | 0.00% |
| | Yahoo India | 2 | 0.00% |
| | Yahoo UK & Ireland | 2 | 0.00% |
| | Google France | 2 | 0.00% |
| | Google Austria | 2 | 0.00% |
| | Yahoo Japan | 1 | 0.00% |
| | CNET Search.com | 1 | 0.00% |
| | Google Japan | 1 | 0.00% |

| | Keywords Engines | Referrals | % Referrals |
|-------|-----------------------------|------------------|--------------------|
| | Google Australia | 1 | 0.00% |
| | Yahoo Mexico | 1 | 0.00% |
| ■ 52. | ecosystem | 626 | 0.25% |
| | Google | 501 | 0.20% |
| | Yahoo | 27 | 0.01% |
| | Google UK | 26 | 0.01% |
| | Google Australia | 20 | 0.01% |
| | Google Canada | 20 | 0.01% |
| | Google Germany | 12 | 0.00% |
| | Google France | 5 | 0.00% |
| | Yahoo Spain | 4 | 0.00% |
| | Google Italy | 4 | 0.00% |
| | MSN | 3 | 0.00% |
| | CNET Search.com | 1 | 0.00% |
| | AOL NetFind | 1 | 0.00% |
| | Google Japan | 1 | 0.00% |
| | Google Austria | 1 | 0.00% |
| ■ 53. | p3 | 617 | 0.25% |
| | Google | 476 | 0.19% |
| | Yahoo | 57 | 0.02% |
| | Google Canada | 23 | 0.01% |
| | MSN | 21 | 0.01% |
| | Google UK | 13 | 0.01% |
| | Yahoo Canada | 9 | 0.00% |
| | Google Australia | 4 | 0.00% |
| | AltaVista | 3 | 0.00% |
| | Yahoo Taiwan | 2 | 0.00% |
| | Yahoo Spain | 2 | 0.00% |
| | Google France | 2 | 0.00% |
| | Google Germany | 2 | 0.00% |
| | Yandex | 1 | 0.00% |
| | CNET Search.com | 1 | 0.00% |
| | Google Japan | 1 | 0.00% |
| ■ 54. | is | 602 | 0.24% |
| | Google | 460 | 0.18% |
| | Yahoo | 50 | 0.02% |
| | Google UK | 31 | 0.01% |
| | Google Canada | 17 | 0.01% |
| | Google Australia | 16 | 0.01% |
| | MSN | 10 | 0.00% |

| | Keywords Engines | Referrals | % Referrals |
|-------|-----------------------------|------------------|--------------------|
| | AOL NetFind | 8 | 0.00% |
| | Google Germany | 2 | 0.00% |
| | Yahoo India | 2 | 0.00% |
| | Yahoo UK & Ireland | 1 | 0.00% |
| | CNET Search.com | 1 | 0.00% |
| | Google France | 1 | 0.00% |
| | Google Italy | 1 | 0.00% |
| | Yahoo Taiwan | 1 | 0.00% |
| | Yahoo Singapore | 1 | 0.00% |
| ■ 55. | events | 602 | 0.24% |
| | Google | 546 | 0.22% |
| | Yahoo | 14 | 0.01% |
| | Google Canada | 12 | 0.00% |
| | AOL NetFind | 11 | 0.00% |
| | Google UK | 6 | 0.00% |
| | Google Australia | 6 | 0.00% |
| | MSN | 3 | 0.00% |
| | Yahoo Italy | 1 | 0.00% |
| | Google Italy | 1 | 0.00% |
| | Google Germany | 1 | 0.00% |
| | Google Austria | 1 | 0.00% |
| ■ 56. | how | 589 | 0.24% |
| | Google | 400 | 0.16% |
| | Yahoo | 93 | 0.04% |
| | Google UK | 42 | 0.02% |
| | Google Canada | 22 | 0.01% |
| | Google Australia | 15 | 0.01% |
| | MSN | 8 | 0.00% |
| | AOL NetFind | 6 | 0.00% |
| | Google Italy | 2 | 0.00% |
| | Yahoo India | 1 | 0.00% |
| ■ 57. | university | 579 | 0.23% |
| | Google | 496 | 0.20% |
| | Yahoo | 37 | 0.01% |
| | MSN | 11 | 0.00% |
| | AOL NetFind | 9 | 0.00% |
| | Google UK | 9 | 0.00% |
| | Google Canada | 6 | 0.00% |
| | Google Italy | 2 | 0.00% |
| | Google Germany | 2 | 0.00% |

| | Keywords Engines | Referrals | % Referrals |
|-------|-----------------------------|------------------|--------------------|
| | Picsearch | 2 | 0.00% |
| | Yahoo Spain | 1 | 0.00% |
| | HotBot | 1 | 0.00% |
| | Google France | 1 | 0.00% |
| | Google Japan | 1 | 0.00% |
| | Google Australia | 1 | 0.00% |
| ■ 58. | sustainable | 549 | 0.22% |
| | Google | 472 | 0.19% |
| | Yahoo | 22 | 0.01% |
| | Google UK | 14 | 0.01% |
| | Google France | 11 | 0.00% |
| | Google Australia | 10 | 0.00% |
| | Google Canada | 9 | 0.00% |
| | MSN | 7 | 0.00% |
| | Google Germany | 2 | 0.00% |
| | All The Web | 1 | 0.00% |
| | AOL NetFind | 1 | 0.00% |
| ■ 59. | treatment | 549 | 0.22% |
| | Google | 397 | 0.16% |
| | Yahoo | 80 | 0.03% |
| | Google Canada | 23 | 0.01% |
| | Google UK | 15 | 0.01% |
| | MSN | 9 | 0.00% |
| | Google Australia | 6 | 0.00% |
| | Google Germany | 4 | 0.00% |
| | Google France | 3 | 0.00% |
| | Yahoo Singapore | 2 | 0.00% |
| | Google Japan | 2 | 0.00% |
| | Google Italy | 2 | 0.00% |
| | AltaVista | 2 | 0.00% |
| | Lycos | 1 | 0.00% |
| | Yahoo Taiwan | 1 | 0.00% |
| | Yahoo UK & Ireland | 1 | 0.00% |
| | AOL NetFind | 1 | 0.00% |
| ■ 60. | 2008 | 536 | 0.22% |
| | Google | 459 | 0.18% |
| | Yahoo | 26 | 0.01% |
| | Google Canada | 11 | 0.00% |
| | Google UK | 9 | 0.00% |
| | MSN | 8 | 0.00% |

| | Keywords Engines | Referrals | % Referrals |
|-------|-----------------------------|------------------|--------------------|
| | Google France | 7 | 0.00% |
| | Google Australia | 4 | 0.00% |
| | Google Italy | 3 | 0.00% |
| | AOL NetFind | 3 | 0.00% |
| | Google Germany | 3 | 0.00% |
| | Google Japan | 2 | 0.00% |
| | Yahoo Canada | 1 | 0.00% |
| ■ 61. | quality | 536 | 0.22% |
| | Google | 401 | 0.16% |
| | Yahoo | 59 | 0.02% |
| | Google Canada | 26 | 0.01% |
| | Google UK | 18 | 0.01% |
| | MSN | 12 | 0.00% |
| | Google Australia | 8 | 0.00% |
| | Google Italy | 4 | 0.00% |
| | Google Japan | 2 | 0.00% |
| | Google Germany | 2 | 0.00% |
| | Yahoo Singapore | 1 | 0.00% |
| | Google France | 1 | 0.00% |
| | AltaVista | 1 | 0.00% |
| | AOL NetFind | 1 | 0.00% |
| ■ 62. | small | 526 | 0.21% |
| | Google | 399 | 0.16% |
| | Yahoo | 61 | 0.02% |
| | MSN | 18 | 0.01% |
| | Google UK | 15 | 0.01% |
| | Google Canada | 9 | 0.00% |
| | AOL NetFind | 8 | 0.00% |
| | Google Australia | 3 | 0.00% |
| | Yahoo UK & Ireland | 3 | 0.00% |
| | AltaVista | 2 | 0.00% |
| | Google France | 2 | 0.00% |
| | Yandex | 2 | 0.00% |
| | Google Japan | 2 | 0.00% |
| | Google Germany | 1 | 0.00% |
| | Yahoo Australia & NZ | 1 | 0.00% |
| ■ 63. | assessment | 523 | 0.21% |
| | Google | 400 | 0.16% |
| | Google Canada | 38 | 0.02% |
| | Yahoo | 27 | 0.01% |

| | Keywords Engines | Referrals | % Referrals |
|-------|-----------------------------|------------------|--------------------|
| | Google UK | 18 | 0.01% |
| | MSN | 13 | 0.01% |
| | Google Italy | 6 | 0.00% |
| | Google Germany | 5 | 0.00% |
| | AOL NetFind | 4 | 0.00% |
| | Google Australia | 4 | 0.00% |
| | Yahoo Japan | 3 | 0.00% |
| | Google Japan | 3 | 0.00% |
| | Google France | 1 | 0.00% |
| | Yahoo Singapore | 1 | 0.00% |
| ■ 64. | risk | 514 | 0.21% |
| | Google | 374 | 0.15% |
| | Yahoo | 44 | 0.02% |
| | Google UK | 25 | 0.01% |
| | Google Canada | 24 | 0.01% |
| | MSN | 11 | 0.00% |
| | Google Australia | 8 | 0.00% |
| | AOL NetFind | 6 | 0.00% |
| | Google Italy | 6 | 0.00% |
| | Google Germany | 5 | 0.00% |
| | Google France | 3 | 0.00% |
| | Google Japan | 3 | 0.00% |
| | Yahoo Taiwan | 3 | 0.00% |
| | Yahoo India | 1 | 0.00% |
| | AltaVista | 1 | 0.00% |
| ■ 65. | technology | 497 | 0.20% |
| | Google | 374 | 0.15% |
| | Yahoo | 53 | 0.02% |
| | Google UK | 21 | 0.01% |
| | Google Canada | 19 | 0.01% |
| | Google Australia | 7 | 0.00% |
| | MSN | 6 | 0.00% |
| | Google France | 4 | 0.00% |
| | Google Germany | 3 | 0.00% |
| | AOL NetFind | 2 | 0.00% |
| | Yahoo India | 2 | 0.00% |
| | HotBot | 1 | 0.00% |
| | Google Italy | 1 | 0.00% |
| | Netscape | 1 | 0.00% |
| | Google Austria | 1 | 0.00% |

| | Keywords Engines | Referrals | % Referrals |
|-------|-----------------------------|------------------|--------------------|
| | Yahoo Japan | 1 | 0.00% |
| | Google Japan | 1 | 0.00% |
| ■ 66. | asthma | 489 | 0.20% |
| | Google | 348 | 0.14% |
| | Yahoo | 75 | 0.03% |
| | Google UK | 18 | 0.01% |
| | Google Canada | 15 | 0.01% |
| | MSN | 11 | 0.00% |
| | Google Australia | 5 | 0.00% |
| | AOL NetFind | 4 | 0.00% |
| | Yahoo UK & Ireland | 3 | 0.00% |
| | Google Germany | 3 | 0.00% |
| | AltaVista | 3 | 0.00% |
| | Yahoo Taiwan | 2 | 0.00% |
| | Google Austria | 1 | 0.00% |
| | Google Italy | 1 | 0.00% |
| ■ 67. | study | 463 | 0.19% |
| | Google | 371 | 0.15% |
| | Yahoo | 36 | 0.01% |
| | Yahoo France | 12 | 0.00% |
| | Google UK | 10 | 0.00% |
| | Google Canada | 7 | 0.00% |
| | Google Australia | 6 | 0.00% |
| | MSN | 6 | 0.00% |
| | Google Japan | 3 | 0.00% |
| | Google Germany | 2 | 0.00% |
| | Google Italy | 2 | 0.00% |
| | Yahoo Japan | 2 | 0.00% |
| | AOL NetFind | 2 | 0.00% |
| | Yahoo Taiwan | 1 | 0.00% |
| | Yahoo Spain | 1 | 0.00% |
| | Yahoo Korea | 1 | 0.00% |
| | Yahoo Canada | 1 | 0.00% |
| ■ 68. | autism | 455 | 0.18% |
| | Google | 318 | 0.13% |
| | Yahoo | 63 | 0.03% |
| | Google UK | 21 | 0.01% |
| | MSN | 18 | 0.01% |
| | Google Australia | 10 | 0.00% |
| | Google Canada | 9 | 0.00% |

| | Keywords Engines | Referrals | % Referrals |
|-------|-----------------------------|------------------|--------------------|
| | AOL NetFind | 9 | 0.00% |
| | AltaVista | 2 | 0.00% |
| | Google France | 2 | 0.00% |
| | CompuServe | 1 | 0.00% |
| | CNET Search.com | 1 | 0.00% |
| | Google Italy | 1 | 0.00% |
| ■ 69. | human | 448 | 0.18% |
| | Google | 322 | 0.13% |
| | Yahoo | 28 | 0.01% |
| | Google UK | 24 | 0.01% |
| | Google Canada | 23 | 0.01% |
| | Google Australia | 19 | 0.01% |
| | MSN | 10 | 0.00% |
| | Yahoo India | 10 | 0.00% |
| | Google Germany | 4 | 0.00% |
| | Google Italy | 3 | 0.00% |
| | AOL NetFind | 2 | 0.00% |
| | Yahoo Japan | 1 | 0.00% |
| | Mamma | 1 | 0.00% |
| | Yahoo Spain | 1 | 0.00% |
| ■ 70. | development | 446 | 0.18% |
| | Google | 292 | 0.12% |
| | Yahoo | 60 | 0.02% |
| | Google UK | 36 | 0.01% |
| | Google Canada | 16 | 0.01% |
| | Google Australia | 9 | 0.00% |
| | MSN | 8 | 0.00% |
| | Google Germany | 6 | 0.00% |
| | Google France | 4 | 0.00% |
| | AOL NetFind | 3 | 0.00% |
| | Yahoo Japan | 2 | 0.00% |
| | Yahoo Canada | 2 | 0.00% |
| | Yahoo Spain | 2 | 0.00% |
| | Google Italy | 1 | 0.00% |
| | AltaVista | 1 | 0.00% |
| | Yahoo UK & Ireland | 1 | 0.00% |
| | Yahoo Singapore | 1 | 0.00% |
| | Yahoo India | 1 | 0.00% |
| | Google Japan | 1 | 0.00% |
| ■ 71. | mercury | 442 | 0.18% |

| | Keywords Engines | Referrals | % Referrals |
|-------|-----------------------------|------------------|--------------------|
| | Google | 249 | 0.10% |
| | Yahoo | 132 | 0.05% |
| | Google UK | 23 | 0.01% |
| | Google Canada | 15 | 0.01% |
| | AOL NetFind | 6 | 0.00% |
| | Yahoo Spain | 5 | 0.00% |
| | Google Italy | 2 | 0.00% |
| | Google Austria | 2 | 0.00% |
| | Google France | 2 | 0.00% |
| | MSN | 1 | 0.00% |
| | Google Australia | 1 | 0.00% |
| | Yahoo Canada | 1 | 0.00% |
| | AltaVista | 1 | 0.00% |
| | Google Germany | 1 | 0.00% |
| | Yahoo India | 1 | 0.00% |
| ■ 72. | green | 440 | 0.18% |
| | Google | 375 | 0.15% |
| | Yahoo | 15 | 0.01% |
| | Google UK | 14 | 0.01% |
| | Google Canada | 10 | 0.00% |
| | MSN | 7 | 0.00% |
| | AOL NetFind | 5 | 0.00% |
| | Yahoo Korea | 2 | 0.00% |
| | AltaVista | 2 | 0.00% |
| | Google Germany | 2 | 0.00% |
| | Google Italy | 2 | 0.00% |
| | Yahoo India | 2 | 0.00% |
| | Yahoo Singapore | 1 | 0.00% |
| | All The Web | 1 | 0.00% |
| | HotBot | 1 | 0.00% |
| | Google Australia | 1 | 0.00% |
| ■ 73. | presentation | 435 | 0.17% |
| | Google | 325 | 0.13% |
| | Google UK | 24 | 0.01% |
| | AltaVista | 21 | 0.01% |
| | Yahoo | 15 | 0.01% |
| | Google Canada | 15 | 0.01% |
| | Google Italy | 12 | 0.00% |
| | MSN | 6 | 0.00% |
| | Google Germany | 4 | 0.00% |

| | Keywords Engines | Referrals | % Referrals |
|-------|-----------------------------|------------------|--------------------|
| | Google France | 4 | 0.00% |
| | Google Australia | 4 | 0.00% |
| | Yahoo India | 2 | 0.00% |
| | AOL NetFind | 2 | 0.00% |
| | Google Austria | 1 | 0.00% |
| ■ 74. | from | 428 | 0.17% |
| | Google | 314 | 0.13% |
| | Yahoo | 47 | 0.02% |
| | Google UK | 27 | 0.01% |
| | Google Canada | 15 | 0.01% |
| | Google Australia | 9 | 0.00% |
| | MSN | 4 | 0.00% |
| | AOL NetFind | 3 | 0.00% |
| | Yahoo India | 2 | 0.00% |
| | Yandex | 1 | 0.00% |
| | Google France | 1 | 0.00% |
| | Yahoo Japan | 1 | 0.00% |
| | Yahoo France | 1 | 0.00% |
| | Google Germany | 1 | 0.00% |
| | Google Japan | 1 | 0.00% |
| | Google Austria | 1 | 0.00% |
| ■ 75. | conference | 428 | 0.17% |
| | Google | 361 | 0.14% |
| | Yahoo | 16 | 0.01% |
| | Google Canada | 14 | 0.01% |
| | Google UK | 14 | 0.01% |
| | MSN | 7 | 0.00% |
| | Google Japan | 5 | 0.00% |
| | Google Germany | 5 | 0.00% |
| | Google Australia | 2 | 0.00% |
| | AOL NetFind | 2 | 0.00% |
| | AltaVista | 1 | 0.00% |
| | Google Italy | 1 | 0.00% |
| ■ 76. | opportunities | 421 | 0.17% |
| | Google | 374 | 0.15% |
| | Yahoo | 24 | 0.01% |
| | MSN | 7 | 0.00% |
| | Google UK | 5 | 0.00% |
| | Google Germany | 4 | 0.00% |
| | Google Canada | 2 | 0.00% |

| | Keywords Engines | Referrals | % Referrals |
|-------|-----------------------------|------------------|--------------------|
| | AOL NetFind | 1 | 0.00% |
| | Google Japan | 1 | 0.00% |
| | Google Italy | 1 | 0.00% |
| | Google Australia | 1 | 0.00% |
| | Netscape | 1 | 0.00% |
| ■ 77. | with | 421 | 0.17% |
| | Google | 305 | 0.12% |
| | Yahoo | 45 | 0.02% |
| | Google UK | 24 | 0.01% |
| | Google Canada | 15 | 0.01% |
| | MSN | 10 | 0.00% |
| | AOL NetFind | 8 | 0.00% |
| | Google France | 4 | 0.00% |
| | Yahoo India | 3 | 0.00% |
| | Google Australia | 3 | 0.00% |
| | Yahoo Germany | 1 | 0.00% |
| | Google Germany | 1 | 0.00% |
| | CNET Search.com | 1 | 0.00% |
| | AltaVista | 1 | 0.00% |
| ■ 78. | effect | 420 | 0.17% |
| | Google | 332 | 0.13% |
| | Yahoo | 29 | 0.01% |
| | Google UK | 20 | 0.01% |
| | Google Canada | 16 | 0.01% |
| | Google Australia | 11 | 0.00% |
| | MSN | 7 | 0.00% |
| | AOL NetFind | 2 | 0.00% |
| | Google France | 1 | 0.00% |
| | Google Italy | 1 | 0.00% |
| | Google Germany | 1 | 0.00% |
| ■ 79. | proposal | 407 | 0.16% |
| | Google | 328 | 0.13% |
| | Yahoo | 40 | 0.02% |
| | MSN | 10 | 0.00% |
| | Google UK | 8 | 0.00% |
| | Google Canada | 6 | 0.00% |
| | Google Australia | 5 | 0.00% |
| | Google Italy | 4 | 0.00% |
| | Google Germany | 3 | 0.00% |
| | Yahoo UK & Ireland | 2 | 0.00% |

| | Keywords Engines | Referrals | % Referrals |
|-------|-----------------------------|------------------|--------------------|
| | Yahoo Japan | 1 | 0.00% |
| ■ 80. | chromosome | 397 | 0.16% |
| | Google | 396 | 0.16% |
| | Yahoo India | 1 | 0.00% |
| ■ 81. | sustainability | 393 | 0.16% |
| | Google | 342 | 0.14% |
| | Yahoo | 15 | 0.01% |
| | Google UK | 13 | 0.01% |
| | Google Canada | 7 | 0.00% |
| | Google Australia | 6 | 0.00% |
| | AOL NetFind | 3 | 0.00% |
| | MSN | 2 | 0.00% |
| | Google Germany | 1 | 0.00% |
| | Google France | 1 | 0.00% |
| | Netscape | 1 | 0.00% |
| | Google Austria | 1 | 0.00% |
| | Google Italy | 1 | 0.00% |
| ■ 82. | aberrations | 367 | 0.15% |
| | Google | 367 | 0.15% |
| ■ 83. | endocrine | 366 | 0.15% |
| | Google | 246 | 0.10% |
| | Yahoo | 33 | 0.01% |
| | Google UK | 29 | 0.01% |
| | Google Italy | 19 | 0.01% |
| | Google France | 12 | 0.00% |
| | Google Canada | 11 | 0.00% |
| | MSN | 8 | 0.00% |
| | Google Germany | 4 | 0.00% |
| | Google Australia | 2 | 0.00% |
| | AOL NetFind | 1 | 0.00% |
| | Google Austria | 1 | 0.00% |
| ■ 84. | awards | 362 | 0.15% |
| | Google | 243 | 0.10% |
| | Yahoo Spain | 75 | 0.03% |
| | Yahoo | 16 | 0.01% |
| | Google Canada | 10 | 0.00% |
| | Google UK | 6 | 0.00% |
| | MSN | 3 | 0.00% |
| | Google France | 2 | 0.00% |
| | Yahoo India | 2 | 0.00% |

| | Keywords Engines | Referrals | % Referrals |
|-------|-----------------------------|------------------|--------------------|
| | Google Italy | 2 | 0.00% |
| | All The Web | 2 | 0.00% |
| | Google Germany | 1 | 0.00% |
| ■ 85. | exposure | 350 | 0.14% |
| | Google | 254 | 0.10% |
| | Yahoo | 36 | 0.01% |
| | Google Canada | 21 | 0.01% |
| | Google UK | 11 | 0.00% |
| | MSN | 7 | 0.00% |
| | Google Australia | 7 | 0.00% |
| | Google Japan | 2 | 0.00% |
| | Google France | 2 | 0.00% |
| | Google Italy | 2 | 0.00% |
| | Google Germany | 2 | 0.00% |
| | Yahoo Japan | 1 | 0.00% |
| | Yahoo Taiwan | 1 | 0.00% |
| | Netscape | 1 | 0.00% |
| | Yahoo Spain | 1 | 0.00% |
| | Yahoo Mexico | 1 | 0.00% |
| | Yahoo UK & Ireland | 1 | 0.00% |
| ■ 86. | project | 350 | 0.14% |
| | Google | 259 | 0.10% |
| | Yahoo | 31 | 0.01% |
| | Google UK | 18 | 0.01% |
| | MSN | 13 | 0.01% |
| | Google Canada | 12 | 0.00% |
| | Google Australia | 6 | 0.00% |
| | AOL NetFind | 2 | 0.00% |
| | Google Italy | 2 | 0.00% |
| | Google Germany | 2 | 0.00% |
| | Google France | 2 | 0.00% |
| | HotBot | 1 | 0.00% |
| | Yahoo India | 1 | 0.00% |
| | Yahoo France | 1 | 0.00% |
| ■ 87. | services | 341 | 0.14% |
| | Google | 285 | 0.11% |
| | Google UK | 15 | 0.01% |
| | Yahoo | 15 | 0.01% |
| | Google Canada | 9 | 0.00% |
| | Google Germany | 7 | 0.00% |

| | Keywords Engines | Referrals | % Referrals |
|-------|-----------------------------|------------------|--------------------|
| | Google Australia | 4 | 0.00% |
| | Google France | 3 | 0.00% |
| | Google Italy | 1 | 0.00% |
| | Google Japan | 1 | 0.00% |
| | Google Austria | 1 | 0.00% |
| ■ 88. | atrazine | 340 | 0.14% |
| | Google | 340 | 0.14% |
| ■ 89. | system | 337 | 0.14% |
| | Google | 224 | 0.09% |
| | Yahoo | 34 | 0.01% |
| | Google Canada | 24 | 0.01% |
| | Google UK | 20 | 0.01% |
| | MSN | 10 | 0.00% |
| | Google Italy | 5 | 0.00% |
| | Google Germany | 4 | 0.00% |
| | AOL NetFind | 3 | 0.00% |
| | Google Australia | 3 | 0.00% |
| | Google Japan | 2 | 0.00% |
| | Yahoo Singapore | 2 | 0.00% |
| | Yahoo India | 1 | 0.00% |
| | Google France | 1 | 0.00% |
| | CNET Search.com | 1 | 0.00% |
| | AltaVista | 1 | 0.00% |
| | Yahoo Taiwan | 1 | 0.00% |
| | Yandex | 1 | 0.00% |
| ■ 90. | gas | 336 | 0.13% |
| | Google | 256 | 0.10% |
| | Yahoo | 41 | 0.02% |
| | Google Canada | 11 | 0.00% |
| | Google UK | 10 | 0.00% |
| | Google Germany | 6 | 0.00% |
| | MSN | 3 | 0.00% |
| | Google Australia | 2 | 0.00% |
| | AOL NetFind | 2 | 0.00% |
| | Yahoo France | 1 | 0.00% |
| | Google Italy | 1 | 0.00% |
| | Yahoo Singapore | 1 | 0.00% |
| | Google Austria | 1 | 0.00% |
| | Yahoo UK & Ireland | 1 | 0.00% |
| ■ 91. | drinking | 335 | 0.13% |

| | Keywords Engines | Referrals | % Referrals |
|-------|-----------------------------|------------------|--------------------|
| | Google | 212 | 0.09% |
| | Yahoo | 65 | 0.03% |
| | Google Canada | 14 | 0.01% |
| | MSN | 13 | 0.01% |
| | Google UK | 9 | 0.00% |
| | Google Australia | 5 | 0.00% |
| | Google Japan | 3 | 0.00% |
| | Yahoo India | 3 | 0.00% |
| | AltaVista | 2 | 0.00% |
| | AOL NetFind | 2 | 0.00% |
| | Google Austria | 2 | 0.00% |
| | Yahoo Singapore | 1 | 0.00% |
| | Google France | 1 | 0.00% |
| | Netscape | 1 | 0.00% |
| | Yahoo Japan | 1 | 0.00% |
| | Google Germany | 1 | 0.00% |
| ■ 92. | microbial | 322 | 0.13% |
| | Google | 152 | 0.06% |
| | Yahoo | 122 | 0.05% |
| | HotBot | 34 | 0.01% |
| | MSN | 3 | 0.00% |
| | Google UK | 3 | 0.00% |
| | Google Canada | 3 | 0.00% |
| | Google Italy | 2 | 0.00% |
| | Yahoo Australia & NZ | 1 | 0.00% |
| | Yahoo India | 1 | 0.00% |
| | Yahoo Canada | 1 | 0.00% |
| ■ 93. | power | 321 | 0.13% |
| | Google | 249 | 0.10% |
| | Google Italy | 22 | 0.01% |
| | Yahoo France | 12 | 0.00% |
| | Yahoo | 9 | 0.00% |
| | Google UK | 8 | 0.00% |
| | Google Canada | 5 | 0.00% |
| | Google France | 4 | 0.00% |
| | Google Australia | 4 | 0.00% |
| | AOL NetFind | 3 | 0.00% |
| | MSN | 2 | 0.00% |
| | Yahoo India | 2 | 0.00% |
| | Google Germany | 1 | 0.00% |

| | Keywords Engines | Referrals | % Referrals |
|-------|-----------------------------|------------------|--------------------|
| ■ 94. | are | 319 | 0.13% |
| | Google | 247 | 0.10% |
| | Yahoo | 30 | 0.01% |
| | Google UK | 13 | 0.01% |
| | Google Canada | 10 | 0.00% |
| | Google Australia | 8 | 0.00% |
| | MSN | 5 | 0.00% |
| | AOL NetFind | 4 | 0.00% |
| | Google Japan | 1 | 0.00% |
| | Yahoo UK & Ireland | 1 | 0.00% |
| ■ 95. | global | 319 | 0.13% |
| | Google | 259 | 0.10% |
| | Google UK | 15 | 0.01% |
| | Yahoo | 13 | 0.01% |
| | Google Canada | 8 | 0.00% |
| | MSN | 6 | 0.00% |
| | Google Germany | 5 | 0.00% |
| | Google Australia | 4 | 0.00% |
| | Google Japan | 2 | 0.00% |
| | Google France | 2 | 0.00% |
| | Yahoo Japan | 2 | 0.00% |
| | AOL NetFind | 1 | 0.00% |
| | Google Italy | 1 | 0.00% |
| | Google Austria | 1 | 0.00% |
| ■ 96. | arsenic | 318 | 0.13% |
| | Google | 230 | 0.09% |
| | Yahoo | 23 | 0.01% |
| | MSN | 21 | 0.01% |
| | Google Canada | 18 | 0.01% |
| | Google UK | 8 | 0.00% |
| | Google France | 5 | 0.00% |
| | Google Australia | 3 | 0.00% |
| | Google Japan | 2 | 0.00% |
| | Yahoo India | 2 | 0.00% |
| | Google Germany | 1 | 0.00% |
| | HotBot | 1 | 0.00% |
| | Yahoo Singapore | 1 | 0.00% |
| | Yahoo Japan | 1 | 0.00% |
| | Yahoo UK & Ireland | 1 | 0.00% |
| | Google Italy | 1 | 0.00% |

| | Keywords Engines | Referrals | % Referrals |
|--------------|-----------------------------|------------------|--------------------|
| ■ 97. | phase | 313 | 0.13% |
| | Google | 246 | 0.10% |
| | Yahoo | 40 | 0.02% |
| | MSN | 9 | 0.00% |
| | Google Canada | 6 | 0.00% |
| | Google UK | 5 | 0.00% |
| | Google Australia | 2 | 0.00% |
| | AOL NetFind | 2 | 0.00% |
| | Google Germany | 2 | 0.00% |
| | Yahoo Japan | 1 | 0.00% |
| ■ 98. | waste | 304 | 0.12% |
| | Google | 208 | 0.08% |
| | Yahoo | 39 | 0.02% |
| | Google UK | 22 | 0.01% |
| | Yahoo France | 12 | 0.00% |
| | Google Canada | 9 | 0.00% |
| | Google Australia | 4 | 0.00% |
| | MSN | 2 | 0.00% |
| | Google Germany | 2 | 0.00% |
| | Google Austria | 2 | 0.00% |
| | Yahoo India | 1 | 0.00% |
| | AltaVista | 1 | 0.00% |
| | AOL NetFind | 1 | 0.00% |
| Yahoo Taiwan | 1 | 0.00% | |
| ■ 99. | student | 303 | 0.12% |
| | Google | 275 | 0.11% |
| | Google UK | 10 | 0.00% |
| | Google Canada | 8 | 0.00% |
| | Yahoo | 6 | 0.00% |
| | Google France | 1 | 0.00% |
| | Google Australia | 1 | 0.00% |
| | Google Germany | 1 | 0.00% |
| | AOL NetFind | 1 | 0.00% |
| ■ 100. | biodiversity | 296 | 0.12% |
| | Google | 206 | 0.08% |
| | Yahoo | 23 | 0.01% |
| | Google UK | 17 | 0.01% |
| | Google Canada | 14 | 0.01% |
| | MSN | 11 | 0.00% |
| | Google Italy | 7 | 0.00% |

| | Keywords Engines | Referrals | % Referrals |
|--------|-----------------------------|------------------|--------------------|
| | Google Germany | 5 | 0.00% |
| | Google Australia | 4 | 0.00% |
| | Google France | 4 | 0.00% |
| | Yahoo India | 3 | 0.00% |
| | AOL NetFind | 2 | 0.00% |
| ■ 101. | about | 295 | 0.12% |
| | Google | 172 | 0.07% |
| | Yahoo | 93 | 0.04% |
| | Google UK | 11 | 0.00% |
| | MSN | 8 | 0.00% |
| | AOL NetFind | 4 | 0.00% |
| | Yandex | 2 | 0.00% |
| | Google Canada | 2 | 0.00% |
| | Yahoo India | 1 | 0.00% |
| | Google Australia | 1 | 0.00% |
| | AltaVista | 1 | 0.00% |
| ■ 102. | point | 294 | 0.12% |
| | Google | 237 | 0.10% |
| | Google Italy | 21 | 0.01% |
| | Yahoo | 9 | 0.00% |
| | Google UK | 7 | 0.00% |
| | MSN | 5 | 0.00% |
| | Google Canada | 4 | 0.00% |
| | Google France | 4 | 0.00% |
| | AOL NetFind | 2 | 0.00% |
| | Yahoo India | 2 | 0.00% |
| | Google Australia | 2 | 0.00% |
| | Google Germany | 1 | 0.00% |
| ■ 103. | chemical | 293 | 0.12% |
| | Google | 242 | 0.10% |
| | Yahoo | 20 | 0.01% |
| | Google UK | 9 | 0.00% |
| | Google Canada | 7 | 0.00% |
| | MSN | 5 | 0.00% |
| | Google France | 4 | 0.00% |
| | Google Australia | 3 | 0.00% |
| | Google Germany | 2 | 0.00% |
| | Google Japan | 1 | 0.00% |
| ■ 104. | lead | 285 | 0.11% |
| | Google | 224 | 0.09% |

| | Keywords Engines | Referrals | % Referrals |
|--------|-----------------------------|------------------|--------------------|
| | Yahoo | 30 | 0.01% |
| | Google Australia | 10 | 0.00% |
| | Google Canada | 8 | 0.00% |
| | Google UK | 4 | 0.00% |
| | AOL NetFind | 4 | 0.00% |
| | MSN | 3 | 0.00% |
| | Google Germany | 2 | 0.00% |
| ■ 105. | expo | 284 | 0.11% |
| | Google | 261 | 0.10% |
| | Yahoo | 13 | 0.01% |
| | MSN | 5 | 0.00% |
| | AOL NetFind | 2 | 0.00% |
| | Yahoo Mexico | 1 | 0.00% |
| | Google Canada | 1 | 0.00% |
| | Google UK | 1 | 0.00% |
| ■ 106. | application | 283 | 0.11% |
| | Google | 207 | 0.08% |
| | Yahoo | 45 | 0.02% |
| | MSN | 12 | 0.00% |
| | Google UK | 8 | 0.00% |
| | Google Canada | 4 | 0.00% |
| | Google Italy | 2 | 0.00% |
| | Yahoo Japan | 2 | 0.00% |
| | Google Germany | 1 | 0.00% |
| | Google Australia | 1 | 0.00% |
| | AltaVista | 1 | 0.00% |
| ■ 107. | analysis | 277 | 0.11% |
| | Google | 184 | 0.07% |
| | Google UK | 31 | 0.01% |
| | Yahoo | 29 | 0.01% |
| | Google Canada | 7 | 0.00% |
| | Google France | 6 | 0.00% |
| | Google Italy | 4 | 0.00% |
| | Google Australia | 4 | 0.00% |
| | Google Germany | 4 | 0.00% |
| | MSN | 3 | 0.00% |
| | Yahoo India | 2 | 0.00% |
| | Yahoo Canada | 1 | 0.00% |
| | AOL NetFind | 1 | 0.00% |
| | Google Japan | 1 | 0.00% |

| | Keywords Engines | Referrals | % Referrals |
|--------|-----------------------------|------------------|--------------------|
| ■ 108. | dc | 273 | 0.11% |
| | Google | 245 | 0.10% |
| | Yahoo | 13 | 0.01% |
| | MSN | 6 | 0.00% |
| | AOL NetFind | 4 | 0.00% |
| | Google Canada | 3 | 0.00% |
| | Google France | 2 | 0.00% |
| ■ 109. | undergraduate | 273 | 0.11% |
| | Google | 233 | 0.09% |
| | Yahoo | 20 | 0.01% |
| | Google UK | 5 | 0.00% |
| | AOL NetFind | 5 | 0.00% |
| | Google Canada | 5 | 0.00% |
| | MSN | 2 | 0.00% |
| | Google Italy | 1 | 0.00% |
| | Google France | 1 | 0.00% |
| | Google Australia | 1 | 0.00% |
| ■ 110. | by | 268 | 0.11% |
| | Google | 196 | 0.08% |
| | Yahoo | 25 | 0.01% |
| | Google UK | 17 | 0.01% |
| | Google Canada | 7 | 0.00% |
| | AOL NetFind | 6 | 0.00% |
| | Google Australia | 5 | 0.00% |
| | Google Germany | 3 | 0.00% |
| | MSN | 3 | 0.00% |
| | Google Italy | 2 | 0.00% |
| | Google France | 2 | 0.00% |
| | Yahoo UK & Ireland | 1 | 0.00% |
| | Yahoo Japan | 1 | 0.00% |
| ■ 111. | process | 261 | 0.10% |
| | Google | 206 | 0.08% |
| | Yahoo | 28 | 0.01% |
| | Google UK | 10 | 0.00% |
| | MSN | 5 | 0.00% |
| | Google Australia | 3 | 0.00% |
| | Google Canada | 3 | 0.00% |
| | Netscape | 1 | 0.00% |
| | Google France | 1 | 0.00% |
| | AltaVista | 1 | 0.00% |

| | Keywords Engines | Referrals | % Referrals |
|--------|-----------------------------|------------------|--------------------|
| | Yahoo Canada | 1 | 0.00% |
| | AOL NetFind | 1 | 0.00% |
| | Google Italy | 1 | 0.00% |
| ■ 112. | washington | 259 | 0.10% |
| | Google | 212 | 0.09% |
| | Yahoo | 18 | 0.01% |
| | MSN | 12 | 0.00% |
| | AOL NetFind | 7 | 0.00% |
| | Google Canada | 4 | 0.00% |
| | Google Australia | 1 | 0.00% |
| | Google France | 1 | 0.00% |
| | Google Japan | 1 | 0.00% |
| | Google Italy | 1 | 0.00% |
| | Google UK | 1 | 0.00% |
| | Google Germany | 1 | 0.00% |
| ■ 113. | award | 258 | 0.10% |
| | Google | 219 | 0.09% |
| | Yahoo | 14 | 0.01% |
| | Google Canada | 8 | 0.00% |
| | Google UK | 6 | 0.00% |
| | Google France | 4 | 0.00% |
| | MSN | 2 | 0.00% |
| | Google Germany | 1 | 0.00% |
| | AOL NetFind | 1 | 0.00% |
| | Google Italy | 1 | 0.00% |
| | Yahoo Spain | 1 | 0.00% |
| | Google Australia | 1 | 0.00% |
| ■ 114. | impact | 257 | 0.10% |
| | Google | 180 | 0.07% |
| | Yahoo | 15 | 0.01% |
| | Google Canada | 11 | 0.00% |
| | Google UK | 11 | 0.00% |
| | Google Australia | 11 | 0.00% |
| | Google France | 10 | 0.00% |
| | Google Germany | 5 | 0.00% |
| | Google Japan | 4 | 0.00% |
| | MSN | 3 | 0.00% |
| | Google Italy | 2 | 0.00% |
| | Google Austria | 2 | 0.00% |
| | Yahoo India | 1 | 0.00% |

| | Keywords Engines | Referrals | % Referrals |
|--------|-----------------------------|------------------|--------------------|
| | AltaVista | 1 | 0.00% |
| | AOL NetFind | 1 | 0.00% |
| ■ 115. | information | 252 | 0.10% |
| | Google | 190 | 0.08% |
| | Yahoo | 23 | 0.01% |
| | Google UK | 15 | 0.01% |
| | Google Canada | 5 | 0.00% |
| | Google Australia | 5 | 0.00% |
| | MSN | 4 | 0.00% |
| | Google France | 3 | 0.00% |
| | Yahoo India | 2 | 0.00% |
| | Yahoo Australia & NZ | 1 | 0.00% |
| | Google Austria | 1 | 0.00% |
| | Yahoo UK & Ireland | 1 | 0.00% |
| | HotBot | 1 | 0.00% |
| | Google Japan | 1 | 0.00% |
| ■ 116. | rfa | 252 | 0.10% |
| | Google | 237 | 0.10% |
| | Yahoo | 6 | 0.00% |
| | MSN | 3 | 0.00% |
| | Google Canada | 2 | 0.00% |
| | Google Austria | 1 | 0.00% |
| | Google Italy | 1 | 0.00% |
| | Google UK | 1 | 0.00% |
| | Google France | 1 | 0.00% |
| ■ 117. | use | 251 | 0.10% |
| | Google | 190 | 0.08% |
| | Google UK | 17 | 0.01% |
| | Yahoo | 14 | 0.01% |
| | Google Canada | 14 | 0.01% |
| | MSN | 12 | 0.00% |
| | Google Australia | 2 | 0.00% |
| | AOL NetFind | 1 | 0.00% |
| | Google Germany | 1 | 0.00% |
| ■ 118. | innovation | 249 | 0.10% |
| | Google | 184 | 0.07% |
| | Yahoo | 27 | 0.01% |
| | Google UK | 8 | 0.00% |
| | Yandex | 8 | 0.00% |
| | MSN | 6 | 0.00% |

| | Keywords Engines | Referrals | % Referrals |
|--------|-----------------------------|------------------|--------------------|
| | Google Canada | 4 | 0.00% |
| | Google Germany | 4 | 0.00% |
| | Google Japan | 2 | 0.00% |
| | AltaVista | 2 | 0.00% |
| | Yahoo UK & Ireland | 1 | 0.00% |
| | Google Australia | 1 | 0.00% |
| | Google Austria | 1 | 0.00% |
| | AOL NetFind | 1 | 0.00% |
| ■ 119. | disease | 249 | 0.10% |
| | Google | 207 | 0.08% |
| | Yahoo | 13 | 0.01% |
| | Google UK | 12 | 0.00% |
| | MSN | 4 | 0.00% |
| | Google Canada | 3 | 0.00% |
| | Google Austria | 2 | 0.00% |
| | AOL NetFind | 2 | 0.00% |
| | Google Italy | 2 | 0.00% |
| | Google Australia | 2 | 0.00% |
| | Google Japan | 1 | 0.00% |
| | Google Germany | 1 | 0.00% |
| ■ 120. | new | 249 | 0.10% |
| | Google | 197 | 0.08% |
| | Yahoo | 31 | 0.01% |
| | Google Canada | 5 | 0.00% |
| | Google UK | 4 | 0.00% |
| | MSN | 3 | 0.00% |
| | AOL NetFind | 3 | 0.00% |
| | Google Italy | 2 | 0.00% |
| | Google Japan | 1 | 0.00% |
| | Google Germany | 1 | 0.00% |
| | Google France | 1 | 0.00% |
| | Google Australia | 1 | 0.00% |
| ■ 121. | future | 248 | 0.10% |
| | Google | 201 | 0.08% |
| | Google Canada | 16 | 0.01% |
| | Yahoo | 8 | 0.00% |
| | Google UK | 7 | 0.00% |
| | Google Australia | 5 | 0.00% |
| | Google Italy | 2 | 0.00% |
| | MSN | 2 | 0.00% |

| | Keywords Engines | Referrals | % Referrals |
|--------|-----------------------------|------------------|--------------------|
| | Google Germany | 1 | 0.00% |
| | Google France | 1 | 0.00% |
| | Google Japan | 1 | 0.00% |
| | Google Austria | 1 | 0.00% |
| | Yahoo India | 1 | 0.00% |
| | AOL NetFind | 1 | 0.00% |
| | Yahoo Singapore | 1 | 0.00% |
| ■ 122. | ion | 246 | 0.10% |
| | Google | 244 | 0.10% |
| | Yahoo | 1 | 0.00% |
| | AOL NetFind | 1 | 0.00% |
| ■ 123. | paper | 246 | 0.10% |
| | Google | 192 | 0.08% |
| | AltaVista | 21 | 0.01% |
| | Yahoo | 15 | 0.01% |
| | Google Australia | 4 | 0.00% |
| | Google UK | 3 | 0.00% |
| | Yahoo India | 3 | 0.00% |
| | Google Canada | 2 | 0.00% |
| | Google Japan | 2 | 0.00% |
| | MSN | 1 | 0.00% |
| | Google Germany | 1 | 0.00% |
| | Yahoo Taiwan | 1 | 0.00% |
| | Yahoo Singapore | 1 | 0.00% |
| ■ 124. | news | 245 | 0.10% |
| | Google | 227 | 0.09% |
| | Google Canada | 6 | 0.00% |
| | Yahoo | 5 | 0.00% |
| | AOL NetFind | 4 | 0.00% |
| | Google Australia | 1 | 0.00% |
| | MSN | 1 | 0.00% |
| | Google UK | 1 | 0.00% |
| ■ 125. | chemistry | 245 | 0.10% |
| | Google | 225 | 0.09% |
| | Yahoo | 6 | 0.00% |
| | Google Canada | 5 | 0.00% |
| | Google UK | 4 | 0.00% |
| | Google Australia | 2 | 0.00% |
| | Google Germany | 1 | 0.00% |
| | MSN | 1 | 0.00% |

| | Keywords Engines | Referrals | % Referrals |
|--------|-----------------------------|------------------|--------------------|
| | All The Web | 1 | 0.00% |
| ■ 126. | nanoparticles | 243 | 0.10% |
| | Google | 173 | 0.07% |
| | Google UK | 13 | 0.01% |
| | Yahoo | 13 | 0.01% |
| | Google Italy | 11 | 0.00% |
| | Google Canada | 10 | 0.00% |
| | Google France | 8 | 0.00% |
| | Google Australia | 5 | 0.00% |
| | Google Germany | 5 | 0.00% |
| | Google Japan | 2 | 0.00% |
| | Yahoo Mexico | 1 | 0.00% |
| | AltaVista | 1 | 0.00% |
| | AOL NetFind | 1 | 0.00% |
| ■ 127. | metals | 243 | 0.10% |
| | Google | 189 | 0.08% |
| | Yahoo | 28 | 0.01% |
| | Google Canada | 8 | 0.00% |
| | Google UK | 6 | 0.00% |
| | Google Italy | 5 | 0.00% |
| | Google Australia | 3 | 0.00% |
| | MSN | 3 | 0.00% |
| | Yahoo India | 1 | 0.00% |
| ■ 128. | using | 243 | 0.10% |
| | Google | 200 | 0.08% |
| | Google UK | 17 | 0.01% |
| | Yahoo | 13 | 0.01% |
| | Google Canada | 4 | 0.00% |
| | Google Australia | 3 | 0.00% |
| | Google Germany | 2 | 0.00% |
| | Yahoo UK & Ireland | 1 | 0.00% |
| | Yahoo Japan | 1 | 0.00% |
| | AOL NetFind | 1 | 0.00% |
| | MSN | 1 | 0.00% |
| ■ 129. | public | 241 | 0.10% |
| | Google | 202 | 0.08% |
| | Yahoo | 17 | 0.01% |
| | Google Canada | 5 | 0.00% |
| | Google Australia | 4 | 0.00% |
| | Google UK | 3 | 0.00% |

| | Keywords Engines | Referrals | % Referrals |
|--------|-----------------------------|------------------|--------------------|
| | AOL NetFind | 3 | 0.00% |
| | MSN | 2 | 0.00% |
| | Google Germany | 2 | 0.00% |
| | Google France | 1 | 0.00% |
| | Google Japan | 1 | 0.00% |
| | Mamma | 1 | 0.00% |
| ■ 130. | metal | 241 | 0.10% |
| | Google | 182 | 0.07% |
| | Google UK | 16 | 0.01% |
| | Yahoo | 13 | 0.01% |
| | Google Canada | 10 | 0.00% |
| | Google France | 4 | 0.00% |
| | Yahoo India | 4 | 0.00% |
| | Google Italy | 3 | 0.00% |
| | MSN | 3 | 0.00% |
| | Google Australia | 2 | 0.00% |
| | Yahoo Taiwan | 2 | 0.00% |
| | Google Germany | 1 | 0.00% |
| | Netscape | 1 | 0.00% |
| ■ 131. | site:epa.gov | 240 | 0.10% |
| | Google | 232 | 0.09% |
| | Google Canada | 3 | 0.00% |
| | Yahoo | 3 | 0.00% |
| | Google Japan | 2 | 0.00% |
| ■ 132. | food | 238 | 0.10% |
| | Google | 209 | 0.08% |
| | Google Canada | 8 | 0.00% |
| | Yahoo | 5 | 0.00% |
| | Google UK | 5 | 0.00% |
| | MSN | 2 | 0.00% |
| | AOL NetFind | 2 | 0.00% |
| | Google Australia | 2 | 0.00% |
| | Yahoo Spain | 1 | 0.00% |
| | Yahoo Japan | 1 | 0.00% |
| | Google France | 1 | 0.00% |
| | Google Italy | 1 | 0.00% |
| | Google Germany | 1 | 0.00% |
| ■ 133. | natural | 238 | 0.10% |
| | Google | 163 | 0.07% |
| | Yahoo | 17 | 0.01% |

| | Keywords Engines | Referrals | % Referrals |
|--------|-----------------------------|------------------|--------------------|
| | Google Canada | 16 | 0.01% |
| | Google UK | 12 | 0.00% |
| | Google Australia | 9 | 0.00% |
| | Google Germany | 7 | 0.00% |
| | Google Italy | 4 | 0.00% |
| | Google France | 4 | 0.00% |
| | MSN | 3 | 0.00% |
| | Yahoo India | 1 | 0.00% |
| | Yahoo Mexico | 1 | 0.00% |
| | AOL NetFind | 1 | 0.00% |
| ■ 134. | as | 237 | 0.10% |
| | Google | 173 | 0.07% |
| | Google France | 33 | 0.01% |
| | Yahoo | 14 | 0.01% |
| | Google UK | 8 | 0.00% |
| | Yahoo Spain | 3 | 0.00% |
| | Google Canada | 2 | 0.00% |
| | Google Germany | 1 | 0.00% |
| | Google Australia | 1 | 0.00% |
| | Google Italy | 1 | 0.00% |
| | MSN | 1 | 0.00% |
| ■ 135. | genetically | 236 | 0.09% |
| | Google | 210 | 0.08% |
| | Google Canada | 9 | 0.00% |
| | Yahoo | 8 | 0.00% |
| | Google UK | 3 | 0.00% |
| | Google Australia | 2 | 0.00% |
| | Google France | 1 | 0.00% |
| | Google Germany | 1 | 0.00% |
| | Google Italy | 1 | 0.00% |
| | AOL NetFind | 1 | 0.00% |
| ■ 136. | detection | 236 | 0.09% |
| | Google | 177 | 0.07% |
| | Yahoo | 26 | 0.01% |
| | Google UK | 10 | 0.00% |
| | Google Germany | 7 | 0.00% |
| | Google Canada | 7 | 0.00% |
| | Google France | 3 | 0.00% |
| | AOL NetFind | 2 | 0.00% |
| | MSN | 2 | 0.00% |

| | Keywords Engines | Referrals | % Referrals |
|--------|-----------------------------|------------------|--------------------|
| | Google Japan | 1 | 0.00% |
| | Yahoo Singapore | 1 | 0.00% |
| ■ 137. | energy | 233 | 0.09% |
| | Google | 174 | 0.07% |
| | Google UK | 33 | 0.01% |
| | Yahoo | 11 | 0.00% |
| | Google Canada | 4 | 0.00% |
| | MSN | 3 | 0.00% |
| | Google Australia | 2 | 0.00% |
| | Google Germany | 2 | 0.00% |
| | Yahoo Taiwan | 2 | 0.00% |
| | AOL NetFind | 1 | 0.00% |
| | Yahoo India | 1 | 0.00% |
| ■ 138. | pesticides | 231 | 0.09% |
| | Google | 158 | 0.06% |
| | Yahoo | 45 | 0.02% |
| | Google Canada | 9 | 0.00% |
| | MSN | 6 | 0.00% |
| | Google UK | 5 | 0.00% |
| | AOL NetFind | 3 | 0.00% |
| | Google France | 2 | 0.00% |
| | Yahoo India | 1 | 0.00% |
| | Yahoo Spain | 1 | 0.00% |
| | Yahoo Canada | 1 | 0.00% |
| ■ 139. | usepa | 229 | 0.09% |
| | Google | 188 | 0.08% |
| | Google Canada | 13 | 0.01% |
| | Yahoo | 9 | 0.00% |
| | MSN | 5 | 0.00% |
| | Google UK | 4 | 0.00% |
| | Google Australia | 3 | 0.00% |
| | Yahoo India | 2 | 0.00% |
| | Google Italy | 2 | 0.00% |
| | Google Austria | 1 | 0.00% |
| | Google Japan | 1 | 0.00% |
| | AOL NetFind | 1 | 0.00% |
| ■ 140. | management | 227 | 0.09% |
| | Google | 162 | 0.06% |
| | Yahoo | 29 | 0.01% |
| | Yahoo France | 12 | 0.00% |

| | Keywords Engines | Referrals | % Referrals |
|--------|-----------------------------|------------------|--------------------|
| | Google UK | 6 | 0.00% |
| | Google Australia | 6 | 0.00% |
| | Google Canada | 5 | 0.00% |
| | Google Germany | 2 | 0.00% |
| | AOL NetFind | 1 | 0.00% |
| | Yahoo Canada | 1 | 0.00% |
| | Yahoo Singapore | 1 | 0.00% |
| | Google France | 1 | 0.00% |
| | MSN | 1 | 0.00% |
| ■ 141. | model | 226 | 0.09% |
| | Google | 148 | 0.06% |
| | Yahoo | 32 | 0.01% |
| | Google UK | 15 | 0.01% |
| | Google Italy | 11 | 0.00% |
| | Google France | 6 | 0.00% |
| | Yahoo Japan | 3 | 0.00% |
| | Google Germany | 2 | 0.00% |
| | MSN | 2 | 0.00% |
| | Google Canada | 2 | 0.00% |
| | AOL NetFind | 1 | 0.00% |
| | Google Japan | 1 | 0.00% |
| | Google Austria | 1 | 0.00% |
| | AltaVista | 1 | 0.00% |
| | Google Australia | 1 | 0.00% |
| ■ 142. | community | 223 | 0.09% |
| | Google | 162 | 0.06% |
| | Yahoo | 32 | 0.01% |
| | Google Canada | 10 | 0.00% |
| | Google Australia | 6 | 0.00% |
| | Google UK | 4 | 0.00% |
| | Yahoo Canada | 2 | 0.00% |
| | MSN | 2 | 0.00% |
| | Google Japan | 1 | 0.00% |
| | Yahoo Australia & NZ | 1 | 0.00% |
| | Yahoo Spain | 1 | 0.00% |
| | AOL NetFind | 1 | 0.00% |
| | Google Italy | 1 | 0.00% |
| ■ 143. | nanomaterials | 222 | 0.09% |
| | Google | 171 | 0.07% |
| | Google Italy | 11 | 0.00% |

| | Keywords Engines | Referrals | % Referrals |
|--------|-----------------------------|------------------|--------------------|
| | Yahoo | 8 | 0.00% |
| | Google Canada | 7 | 0.00% |
| | Google UK | 6 | 0.00% |
| | Google Japan | 5 | 0.00% |
| | Yahoo Spain | 3 | 0.00% |
| | MSN | 3 | 0.00% |
| | Google Australia | 2 | 0.00% |
| | Google Germany | 2 | 0.00% |
| | AltaVista | 2 | 0.00% |
| | Yahoo UK & Ireland | 1 | 0.00% |
| | Yahoo India | 1 | 0.00% |
| ■ 144. | ecological | 221 | 0.09% |
| | Google | 162 | 0.06% |
| | Google UK | 19 | 0.01% |
| | Yahoo | 15 | 0.01% |
| | Google Canada | 12 | 0.00% |
| | Google Australia | 5 | 0.00% |
| | Google Germany | 4 | 0.00% |
| | MSN | 2 | 0.00% |
| | Google Japan | 1 | 0.00% |
| | Google France | 1 | 0.00% |
| ■ 145. | soil | 221 | 0.09% |
| | Google | 178 | 0.07% |
| | Yahoo | 19 | 0.01% |
| | Google Canada | 9 | 0.00% |
| | Google France | 4 | 0.00% |
| | Google Australia | 3 | 0.00% |
| | Yahoo UK & Ireland | 2 | 0.00% |
| | Google Italy | 2 | 0.00% |
| | Google UK | 1 | 0.00% |
| | Google Japan | 1 | 0.00% |
| | Google Austria | 1 | 0.00% |
| | Netscape | 1 | 0.00% |
| ■ 146. | approach | 216 | 0.09% |
| | Google | 184 | 0.07% |
| | Google UK | 9 | 0.00% |
| | Google Australia | 6 | 0.00% |
| | MSN | 6 | 0.00% |
| | Google France | 4 | 0.00% |
| | Google Canada | 3 | 0.00% |

| | Keywords Engines | Referrals | % Referrals |
|--------|-----------------------------|------------------|--------------------|
| | AOL NetFind | 2 | 0.00% |
| | Google Germany | 2 | 0.00% |
| ■ 147. | leak | 216 | 0.09% |
| | Google | 162 | 0.06% |
| | Yahoo | 18 | 0.01% |
| | Google Canada | 10 | 0.00% |
| | Google UK | 8 | 0.00% |
| | Google Germany | 7 | 0.00% |
| | MSN | 4 | 0.00% |
| | Google France | 2 | 0.00% |
| | AOL NetFind | 2 | 0.00% |
| | Yahoo UK & Ireland | 1 | 0.00% |
| | Google Australia | 1 | 0.00% |
| | Google Italy | 1 | 0.00% |
| ■ 148. | remote | 214 | 0.09% |
| | Google | 202 | 0.08% |
| | Google UK | 5 | 0.00% |
| | Google Canada | 4 | 0.00% |
| | Google France | 2 | 0.00% |
| | Google Australia | 1 | 0.00% |
| ■ 149. | applications | 213 | 0.09% |
| | Google | 139 | 0.06% |
| | Google UK | 38 | 0.02% |
| | Yahoo | 21 | 0.01% |
| | Yahoo India | 4 | 0.00% |
| | Google Italy | 2 | 0.00% |
| | MSN | 2 | 0.00% |
| | AltaVista | 2 | 0.00% |
| | Google Germany | 2 | 0.00% |
| | Google France | 1 | 0.00% |
| | Yahoo UK & Ireland | 1 | 0.00% |
| | Google Japan | 1 | 0.00% |
| ■ 150. | purpose | 213 | 0.09% |
| | Google | 194 | 0.08% |
| | Google Canada | 5 | 0.00% |
| | Google Australia | 3 | 0.00% |
| | Google UK | 3 | 0.00% |
| | MSN | 2 | 0.00% |
| | Yahoo | 2 | 0.00% |
| | CNET Search.com | 1 | 0.00% |

| | Keywords Engines | Referrals | % Referrals |
|--------|-----------------------------|------------------|--------------------|
| | AOL NetFind | 1 | 0.00% |
| | Google France | 1 | 0.00% |
| | Google Germany | 1 | 0.00% |
| ■ 151. | results | 211 | 0.08% |
| | Google | 177 | 0.07% |
| | Yahoo | 19 | 0.01% |
| | Google UK | 4 | 0.00% |
| | MSN | 3 | 0.00% |
| | Google Canada | 2 | 0.00% |
| | Google Australia | 2 | 0.00% |
| | Google Italy | 2 | 0.00% |
| | Google France | 1 | 0.00% |
| | AOL NetFind | 1 | 0.00% |
| ■ 152. | competition | 209 | 0.08% |
| | Google | 177 | 0.07% |
| | Google UK | 10 | 0.00% |
| | Yahoo | 9 | 0.00% |
| | Google Canada | 5 | 0.00% |
| | Google France | 2 | 0.00% |
| | Google Australia | 1 | 0.00% |
| | Google Germany | 1 | 0.00% |
| | AOL NetFind | 1 | 0.00% |
| | All The Web | 1 | 0.00% |
| | Yahoo Spain | 1 | 0.00% |
| | MSN | 1 | 0.00% |
| ■ 153. | kids | 209 | 0.08% |
| | Google | 183 | 0.07% |
| | Google Canada | 9 | 0.00% |
| | Yahoo | 7 | 0.00% |
| | Google UK | 6 | 0.00% |
| | AOL NetFind | 2 | 0.00% |
| | MSN | 1 | 0.00% |
| | Google Australia | 1 | 0.00% |
| ■ 154. | watershed | 209 | 0.08% |
| | Google | 201 | 0.08% |
| | Google Canada | 4 | 0.00% |
| | Yahoo | 3 | 0.00% |
| | MSN | 1 | 0.00% |
| ■ 155. | an | 208 | 0.08% |
| | Google | 152 | 0.06% |

| | Keywords Engines | Referrals | % Referrals |
|--------|-----------------------------|------------------|--------------------|
| | Google UK | 17 | 0.01% |
| | Yahoo | 12 | 0.00% |
| | Google Canada | 7 | 0.00% |
| | MSN | 5 | 0.00% |
| | Google Australia | 4 | 0.00% |
| | AOL NetFind | 3 | 0.00% |
| | Google Germany | 2 | 0.00% |
| | Yahoo Spain | 2 | 0.00% |
| | Google Italy | 1 | 0.00% |
| | Yahoo Singapore | 1 | 0.00% |
| | Google France | 1 | 0.00% |
| | Yahoo Japan | 1 | 0.00% |
| ■ 156. | abstract | 207 | 0.08% |
| | Google | 159 | 0.06% |
| | Yahoo | 28 | 0.01% |
| | Google UK | 7 | 0.00% |
| | Yahoo India | 4 | 0.00% |
| | Google Canada | 3 | 0.00% |
| | MSN | 2 | 0.00% |
| | AOL NetFind | 2 | 0.00% |
| | Google France | 2 | 0.00% |
| ■ 157. | sensing | 204 | 0.08% |
| | Google | 191 | 0.08% |
| | Google UK | 4 | 0.00% |
| | Google Canada | 4 | 0.00% |
| | Google France | 2 | 0.00% |
| | Google Japan | 1 | 0.00% |
| | Google Australia | 1 | 0.00% |
| | Google Italy | 1 | 0.00% |
| ■ 158. | that | 203 | 0.08% |
| | Google | 120 | 0.05% |
| | Yahoo | 47 | 0.02% |
| | Google UK | 20 | 0.01% |
| | Google Canada | 8 | 0.00% |
| | Google Australia | 3 | 0.00% |
| | MSN | 3 | 0.00% |
| | AOL NetFind | 2 | 0.00% |
| ■ 159. | 2002 | 203 | 0.08% |
| | Google | 188 | 0.08% |
| | AOL NetFind | 10 | 0.00% |

| | Keywords Engines | Referrals | % Referrals |
|--------|-----------------------------|------------------|--------------------|
| | Google Canada | 2 | 0.00% |
| | Google UK | 2 | 0.00% |
| | Google France | 1 | 0.00% |
| ■ 160. | removal | 198 | 0.08% |
| | Google | 132 | 0.05% |
| | Yahoo | 20 | 0.01% |
| | Google Canada | 19 | 0.01% |
| | MSN | 15 | 0.01% |
| | Google UK | 6 | 0.00% |
| | Google Australia | 3 | 0.00% |
| | Yahoo India | 1 | 0.00% |
| | Google France | 1 | 0.00% |
| | Yahoo Singapore | 1 | 0.00% |
| ■ 161. | students | 197 | 0.08% |
| | Google | 173 | 0.07% |
| | Yahoo | 7 | 0.00% |
| | Google UK | 5 | 0.00% |
| | AOL NetFind | 4 | 0.00% |
| | Google Canada | 3 | 0.00% |
| | MSN | 2 | 0.00% |
| | Google France | 1 | 0.00% |
| | Google Australia | 1 | 0.00% |
| | Yahoo India | 1 | 0.00% |
| ■ 162. | centers | 197 | 0.08% |
| | Google | 156 | 0.06% |
| | Yahoo | 23 | 0.01% |
| | MSN | 8 | 0.00% |
| | Google Germany | 3 | 0.00% |
| | Google Canada | 3 | 0.00% |
| | Google Italy | 1 | 0.00% |
| | Google France | 1 | 0.00% |
| | Yahoo UK & Ireland | 1 | 0.00% |
| | Google UK | 1 | 0.00% |
| ■ 163. | cost | 197 | 0.08% |
| | Google | 164 | 0.07% |
| | Yahoo | 10 | 0.00% |
| | Google UK | 7 | 0.00% |
| | MSN | 5 | 0.00% |
| | Google Canada | 4 | 0.00% |
| | Google Australia | 3 | 0.00% |

| | Keywords Engines | Referrals | % Referrals |
|--------|-----------------------------|------------------|--------------------|
| | Google Italy | 2 | 0.00% |
| | Google France | 1 | 0.00% |
| | Google Germany | 1 | 0.00% |
| ■ 164. | studies | 196 | 0.08% |
| | Google | 152 | 0.06% |
| | Yahoo | 22 | 0.01% |
| | Google UK | 7 | 0.00% |
| | Google Canada | 4 | 0.00% |
| | MSN | 4 | 0.00% |
| | Google Japan | 2 | 0.00% |
| | Yahoo India | 1 | 0.00% |
| | Google France | 1 | 0.00% |
| | AOL NetFind | 1 | 0.00% |
| | Google Italy | 1 | 0.00% |
| | Google Australia | 1 | 0.00% |
| ■ 165. | heavy | 196 | 0.08% |
| | Google | 145 | 0.06% |
| | Yahoo | 29 | 0.01% |
| | Google Italy | 5 | 0.00% |
| | MSN | 4 | 0.00% |
| | Google UK | 4 | 0.00% |
| | Yahoo Taiwan | 2 | 0.00% |
| | Google Australia | 2 | 0.00% |
| | Google Canada | 2 | 0.00% |
| | Netscape | 1 | 0.00% |
| | Yahoo Japan | 1 | 0.00% |
| | Google France | 1 | 0.00% |
| ■ 166. | bacteria | 195 | 0.08% |
| | Google | 186 | 0.07% |
| | Google UK | 4 | 0.00% |
| | Yahoo | 3 | 0.00% |
| | MSN | 1 | 0.00% |
| | Google Canada | 1 | 0.00% |
| ■ 167. | potential | 195 | 0.08% |
| | Yahoo | 118 | 0.05% |
| | Google | 71 | 0.03% |
| | MSN | 2 | 0.00% |
| | Google Canada | 2 | 0.00% |
| | Google Japan | 1 | 0.00% |
| | Yahoo Japan | 1 | 0.00% |

| | Keywords Engines | Referrals | % Referrals |
|--------|-----------------------------|------------------|--------------------|
| ■ 168. | biomarker | 193 | 0.08% |
| | Google | 157 | 0.06% |
| | Google France | 7 | 0.00% |
| | Yahoo | 6 | 0.00% |
| | Google Italy | 6 | 0.00% |
| | Google Australia | 4 | 0.00% |
| | Google Germany | 4 | 0.00% |
| | Google UK | 4 | 0.00% |
| | Google Canada | 3 | 0.00% |
| | Google Japan | 1 | 0.00% |
| | Netscape | 1 | 0.00% |
| ■ 169. | carbon | 193 | 0.08% |
| | Google | 147 | 0.06% |
| | Yahoo | 15 | 0.01% |
| | Google Canada | 11 | 0.00% |
| | Google UK | 5 | 0.00% |
| | MSN | 5 | 0.00% |
| | Google Australia | 4 | 0.00% |
| | Google Germany | 2 | 0.00% |
| | AOL NetFind | 1 | 0.00% |
| | Google Italy | 1 | 0.00% |
| | Google France | 1 | 0.00% |
| | Ixquick | 1 | 0.00% |
| ■ 170. | projects | 192 | 0.08% |
| | Google | 147 | 0.06% |
| | Yahoo | 14 | 0.01% |
| | Google UK | 8 | 0.00% |
| | Yahoo Canada | 7 | 0.00% |
| | Google Canada | 7 | 0.00% |
| | MSN | 4 | 0.00% |
| | Google Australia | 2 | 0.00% |
| | AOL NetFind | 1 | 0.00% |
| | Google Italy | 1 | 0.00% |
| | Google Germany | 1 | 0.00% |
| ■ 171. | ord | 190 | 0.08% |
| | Google | 164 | 0.07% |
| | Yahoo | 18 | 0.01% |
| | MSN | 3 | 0.00% |
| | Google Canada | 2 | 0.00% |
| | Google Germany | 2 | 0.00% |

| | Keywords Engines | Referrals | % Referrals |
|--------|-----------------------------|------------------|--------------------|
| | Google Australia | 1 | 0.00% |
| ■ 172. | decision | 190 | 0.08% |
| | Google | 148 | 0.06% |
| | Yahoo | 17 | 0.01% |
| | Google UK | 11 | 0.00% |
| | Google Germany | 4 | 0.00% |
| | Google Canada | 3 | 0.00% |
| | Google Italy | 2 | 0.00% |
| | Google Australia | 2 | 0.00% |
| | Google Japan | 1 | 0.00% |
| | AltaVista | 1 | 0.00% |
| | Google France | 1 | 0.00% |
| ■ 173. | manufacturing | 188 | 0.08% |
| | Google | 158 | 0.06% |
| | Google UK | 7 | 0.00% |
| | Google Canada | 5 | 0.00% |
| | MSN | 4 | 0.00% |
| | Yahoo | 4 | 0.00% |
| | Google Italy | 4 | 0.00% |
| | Google Australia | 2 | 0.00% |
| | Yahoo India | 2 | 0.00% |
| | Google France | 1 | 0.00% |
| | HotBot | 1 | 0.00% |
| ■ 174. | programs | 186 | 0.07% |
| | Google | 166 | 0.07% |
| | Yahoo | 11 | 0.00% |
| | MSN | 3 | 0.00% |
| | Google Germany | 2 | 0.00% |
| | AOL NetFind | 1 | 0.00% |
| | Google Canada | 1 | 0.00% |
| | Google France | 1 | 0.00% |
| | Google UK | 1 | 0.00% |
| ■ 175. | at | 184 | 0.07% |
| | Google | 147 | 0.06% |
| | Yahoo | 14 | 0.01% |
| | AOL NetFind | 7 | 0.00% |
| | Google Canada | 4 | 0.00% |
| | Google France | 3 | 0.00% |
| | Google Australia | 3 | 0.00% |
| | MSN | 2 | 0.00% |

| | Keywords Engines | Referrals | % Referrals |
|--------|-----------------------------|------------------|--------------------|
| | Google UK | 2 | 0.00% |
| | Google Germany | 1 | 0.00% |
| | Google Japan | 1 | 0.00% |
| ■ 176. | u.s. | 184 | 0.07% |
| | Google | 159 | 0.06% |
| | Yahoo | 6 | 0.00% |
| | MSN | 5 | 0.00% |
| | Google Canada | 5 | 0.00% |
| | Google Germany | 3 | 0.00% |
| | Google Australia | 3 | 0.00% |
| | Google UK | 2 | 0.00% |
| | AOL NetFind | 1 | 0.00% |
| ■ 177. | united | 182 | 0.07% |
| | Google | 149 | 0.06% |
| | Google Canada | 14 | 0.01% |
| | Yahoo | 7 | 0.00% |
| | Google Australia | 4 | 0.00% |
| | Google Italy | 2 | 0.00% |
| | Google Germany | 2 | 0.00% |
| | Google Japan | 1 | 0.00% |
| | AOL NetFind | 1 | 0.00% |
| | MSN | 1 | 0.00% |
| | Google UK | 1 | 0.00% |
| ■ 178. | child | 181 | 0.07% |
| | Google | 122 | 0.05% |
| | Yahoo | 27 | 0.01% |
| | Google Canada | 10 | 0.00% |
| | Google UK | 7 | 0.00% |
| | Google Australia | 5 | 0.00% |
| | AOL NetFind | 4 | 0.00% |
| | Yahoo Spain | 2 | 0.00% |
| | MSN | 2 | 0.00% |
| | Yahoo UK & Ireland | 1 | 0.00% |
| | Yahoo Taiwan | 1 | 0.00% |
| ■ 179. | models | 181 | 0.07% |
| | Google | 110 | 0.04% |
| | Yahoo | 46 | 0.02% |
| | Google UK | 18 | 0.01% |
| | MSN | 3 | 0.00% |
| | Google Canada | 2 | 0.00% |

| | Keywords Engines | Referrals | % Referrals |
|--------|-----------------------------|------------------|--------------------|
| | AOL NetFind | 1 | 0.00% |
| | Google Germany | 1 | 0.00% |
| ■ 180. | workshop | 179 | 0.07% |
| | Google | 138 | 0.06% |
| | Google Canada | 14 | 0.01% |
| | Google UK | 9 | 0.00% |
| | Yahoo | 8 | 0.00% |
| | Google Germany | 5 | 0.00% |
| | Google Italy | 2 | 0.00% |
| | AOL NetFind | 1 | 0.00% |
| | Google France | 1 | 0.00% |
| | Google Australia | 1 | 0.00% |
| ■ 181. | remediation | 178 | 0.07% |
| | Google | 120 | 0.05% |
| | Google Canada | 20 | 0.01% |
| | Google UK | 17 | 0.01% |
| | Yahoo | 9 | 0.00% |
| | Google Italy | 6 | 0.00% |
| | Google Germany | 2 | 0.00% |
| | MSN | 2 | 0.00% |
| | Google France | 1 | 0.00% |
| | Google Australia | 1 | 0.00% |
| ■ 182. | solicitation | 176 | 0.07% |
| | Google | 144 | 0.06% |
| | Yahoo | 26 | 0.01% |
| | MSN | 4 | 0.00% |
| | Google Australia | 1 | 0.00% |
| | Google Italy | 1 | 0.00% |
| ■ 183. | based | 175 | 0.07% |
| | Google | 136 | 0.05% |
| | Yahoo | 19 | 0.01% |
| | Google Canada | 7 | 0.00% |
| | Google Germany | 3 | 0.00% |
| | Google Australia | 2 | 0.00% |
| | Google UK | 2 | 0.00% |
| | MSN | 2 | 0.00% |
| | Google France | 1 | 0.00% |
| | Yahoo Canada | 1 | 0.00% |
| | Google Italy | 1 | 0.00% |
| | Google Japan | 1 | 0.00% |

| | Keywords Engines | Referrals | % Referrals |
|--------|-----------------------------|------------------|--------------------|
| ■ 184. | sample | 172 | 0.07% |
| | Google | 131 | 0.05% |
| | Yahoo | 14 | 0.01% |
| | MSN | 9 | 0.00% |
| | Google UK | 6 | 0.00% |
| | Google Canada | 5 | 0.00% |
| | AOL NetFind | 2 | 0.00% |
| | Google Australia | 2 | 0.00% |
| | Google Italy | 2 | 0.00% |
| | Google France | 1 | 0.00% |
| ■ 185. | pesticide | 172 | 0.07% |
| | Google | 133 | 0.05% |
| | Yahoo | 19 | 0.01% |
| | Google Canada | 11 | 0.00% |
| | Google Australia | 5 | 0.00% |
| | Google Italy | 1 | 0.00% |
| | Google France | 1 | 0.00% |
| | MSN | 1 | 0.00% |
| | AOL NetFind | 1 | 0.00% |
| ■ 186. | nsf | 171 | 0.07% |
| | Google | 139 | 0.06% |
| | Yahoo | 18 | 0.01% |
| | MSN | 3 | 0.00% |
| | Google Germany | 3 | 0.00% |
| | Google UK | 2 | 0.00% |
| | Yahoo Korea | 2 | 0.00% |
| | Google Australia | 1 | 0.00% |
| | Google Canada | 1 | 0.00% |
| | AOL NetFind | 1 | 0.00% |
| | Google France | 1 | 0.00% |
| ■ 187. | california | 170 | 0.07% |
| | Google | 130 | 0.05% |
| | Yahoo | 12 | 0.00% |
| | Google UK | 6 | 0.00% |
| | Yahoo Spain | 6 | 0.00% |
| | Google Canada | 4 | 0.00% |
| | MSN | 3 | 0.00% |
| | AOL NetFind | 2 | 0.00% |
| | Google Australia | 2 | 0.00% |
| | Google Germany | 2 | 0.00% |

| | Keywords Engines | Referrals | % Referrals |
|--------|-----------------------------|------------------|--------------------|
| | AltaVista | 1 | 0.00% |
| | Google Italy | 1 | 0.00% |
| | Yahoo Japan | 1 | 0.00% |
| ■ 188. | land | 170 | 0.07% |
| | Google | 140 | 0.06% |
| | Google UK | 10 | 0.00% |
| | Google Canada | 8 | 0.00% |
| | MSN | 5 | 0.00% |
| | Google France | 3 | 0.00% |
| | Yahoo | 2 | 0.00% |
| | AOL NetFind | 1 | 0.00% |
| | Google Germany | 1 | 0.00% |
| ■ 189. | engineering | 169 | 0.07% |
| | Google | 141 | 0.06% |
| | Yahoo | 6 | 0.00% |
| | Google UK | 5 | 0.00% |
| | MSN | 4 | 0.00% |
| | Google Canada | 4 | 0.00% |
| | Google France | 3 | 0.00% |
| | Google Austria | 2 | 0.00% |
| | Google Italy | 1 | 0.00% |
| | Google Germany | 1 | 0.00% |
| | AOL NetFind | 1 | 0.00% |
| | Yahoo Singapore | 1 | 0.00% |
| ■ 190. | systems | 168 | 0.07% |
| | Google | 104 | 0.04% |
| | Yahoo | 21 | 0.01% |
| | Google UK | 12 | 0.00% |
| | MSN | 11 | 0.00% |
| | Google Canada | 10 | 0.00% |
| | Google Italy | 3 | 0.00% |
| | Google Australia | 3 | 0.00% |
| | Google Germany | 2 | 0.00% |
| | Google France | 1 | 0.00% |
| | AOL NetFind | 1 | 0.00% |
| ■ 191. | consequences | 167 | 0.07% |
| | Google | 117 | 0.05% |
| | Google Australia | 11 | 0.00% |
| | Google Canada | 9 | 0.00% |
| | Google UK | 9 | 0.00% |

| | Keywords Engines | Referrals | % Referrals |
|--------|-----------------------------|------------------|--------------------|
| | Yahoo India | 7 | 0.00% |
| | Yahoo | 6 | 0.00% |
| | Google France | 4 | 0.00% |
| | Google Germany | 2 | 0.00% |
| | Google Austria | 1 | 0.00% |
| | MSN | 1 | 0.00% |
| ■ 192. | states | 166 | 0.07% |
| | Google | 138 | 0.06% |
| | Google Canada | 14 | 0.01% |
| | Google Australia | 3 | 0.00% |
| | Yahoo | 2 | 0.00% |
| | Google Italy | 2 | 0.00% |
| | AOL NetFind | 2 | 0.00% |
| | Google France | 1 | 0.00% |
| | Google Japan | 1 | 0.00% |
| | Google UK | 1 | 0.00% |
| | MSN | 1 | 0.00% |
| | Google Germany | 1 | 0.00% |
| ■ 193. | achieve | 165 | 0.07% |
| | Google | 143 | 0.06% |
| | Google UK | 8 | 0.00% |
| | Yahoo | 6 | 0.00% |
| | Google Australia | 5 | 0.00% |
| | Google Canada | 2 | 0.00% |
| | Google Austria | 1 | 0.00% |
| ■ 194. | state | 164 | 0.07% |
| | Google | 139 | 0.06% |
| | Yahoo | 15 | 0.01% |
| | AOL NetFind | 4 | 0.00% |
| | Google UK | 3 | 0.00% |
| | Yahoo Spain | 1 | 0.00% |
| | Google Canada | 1 | 0.00% |
| | MSN | 1 | 0.00% |
| ■ 195. | transport | 164 | 0.07% |
| | Google | 139 | 0.06% |
| | Google Canada | 8 | 0.00% |
| | Google UK | 6 | 0.00% |
| | Google France | 4 | 0.00% |
| | Yahoo | 4 | 0.00% |
| | Google Australia | 1 | 0.00% |

| | Keywords Engines | Referrals | % Referrals |
|--------|-----------------------------|------------------|--------------------|
| | AOL NetFind | 1 | 0.00% |
| | Google Austria | 1 | 0.00% |
| ■ 196. | international | 163 | 0.07% |
| | Google | 145 | 0.06% |
| | Yahoo | 5 | 0.00% |
| | Google UK | 3 | 0.00% |
| | Google Canada | 3 | 0.00% |
| | MSN | 2 | 0.00% |
| | AltaVista | 1 | 0.00% |
| | Google Germany | 1 | 0.00% |
| | All The Web | 1 | 0.00% |
| | Google Italy | 1 | 0.00% |
| | Google Australia | 1 | 0.00% |
| ■ 197. | modelling | 162 | 0.06% |
| | Google | 160 | 0.06% |
| | Yahoo | 2 | 0.00% |
| ■ 198. | production | 162 | 0.06% |
| | Google | 139 | 0.06% |
| | Google UK | 7 | 0.00% |
| | Google Canada | 6 | 0.00% |
| | Yahoo | 3 | 0.00% |
| | Google Germany | 2 | 0.00% |
| | Google France | 2 | 0.00% |
| | Yahoo Canada | 1 | 0.00% |
| | Google Australia | 1 | 0.00% |
| | AOL NetFind | 1 | 0.00% |
| ■ 199. | streams | 161 | 0.06% |
| | Google | 161 | 0.06% |
| ■ 200. | factors | 160 | 0.06% |
| | Google | 76 | 0.03% |
| | Yahoo | 44 | 0.02% |
| | Google UK | 20 | 0.01% |
| | Google Canada | 6 | 0.00% |
| | MSN | 4 | 0.00% |
| | Yahoo UK & Ireland | 3 | 0.00% |
| | AOL NetFind | 2 | 0.00% |
| | Mamma | 1 | 0.00% |
| | Google Germany | 1 | 0.00% |
| | Yahoo Singapore | 1 | 0.00% |
| | Google France | 1 | 0.00% |

| Keywords Engines | Referrals | % Referrals |
|-----------------------------------|------------------|--------------------|
| Yahoo Canada | 1 | 0.00% |
| Subtotal for rows: 1 - 200 | 134,630 | 54.01% |
| Other | 114,637 | 45.99% |
| Total | 249,267 | 100.00% |

items 1-200 of 400

Search Keywords - Help Card



Column Definitions

Keywords

The specific keywords being analyzed. To see the entire search strings entered by visitors, see the Search Phrases page.

Engines

The specific search engine being analyzed in conjunction with the keyword in the adjacent column.

Referrals

The number of hits from visitors referred to your site with the specified keywords.

% Percentage of referred visitors who used the specified search engine and keyword.



Report Descriptions

At the most basic level, this section tells you which search keywords are being used most frequently to find your site. You also may find that some search engines are referring visitors to your site with the keywords you expect and that other search engines are not.

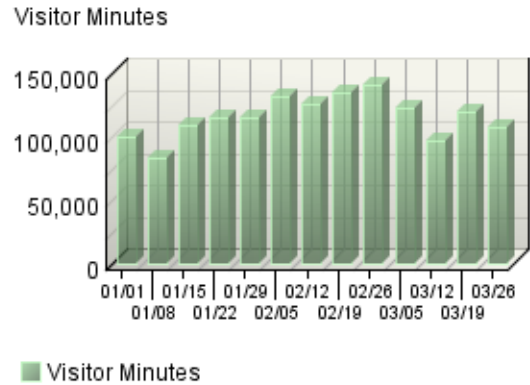
Visitors Dashboard

This displays key graphs and tables that provide an overview of the Visitors chapter. When viewing through the on-demand interface, you can click on the title of a graph or table to navigate to the corresponding page.

Active Visits Trend



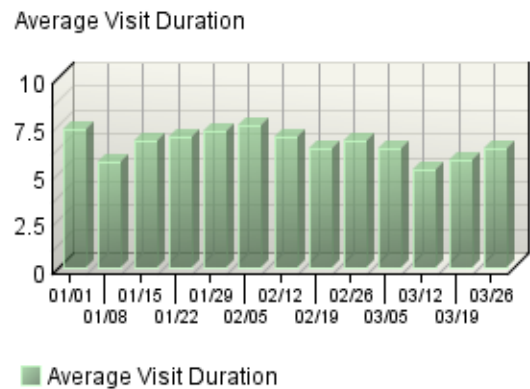
Visitor Minutes Trend



Visitor Summary

| | |
|-------------------------------------|---------|
| Visitors | 145,461 |
| Visitors Who Visited Once | 129,771 |
| Visitors Who Visited More Than Once | 15,690 |
| Average Visits per Visitor | 1.6 |

Average Length of Visit Trend

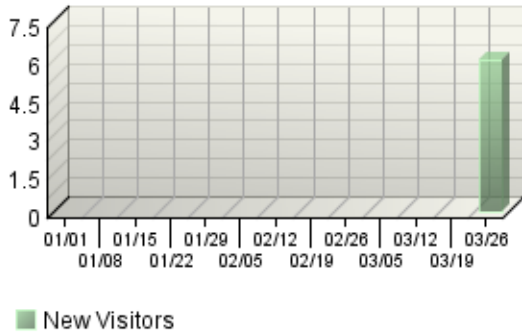


Visit Summary

| | |
|--|----------|
| Visits | 232,198 |
| Average per Day | 2,579 |
| Average Visit Duration | 00:21:18 |
| Median Visit Duration | 00:02:38 |
| International Visits | 27.07% |
| Visits of Unknown Origin | 0.00% |
| Visits from Your Country: United States (US) | 72.93% |

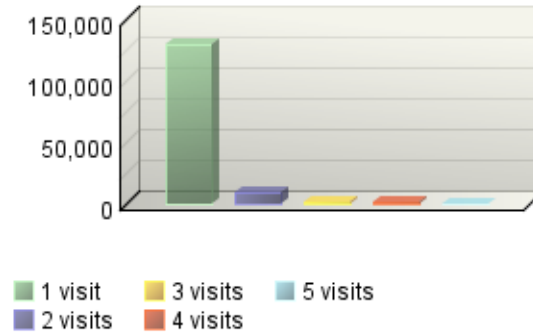
New Visitors Trend

New Visitors



Visitors by Number of Visits

Visitors

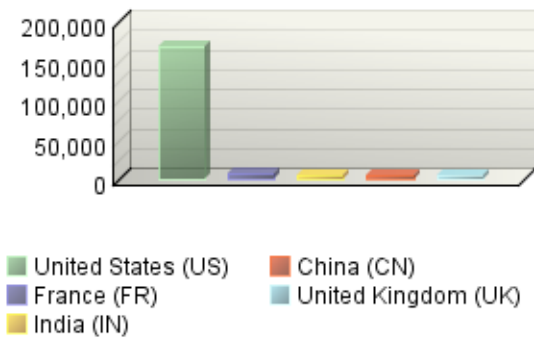


Organizations by Visits

No data is available for this graph.

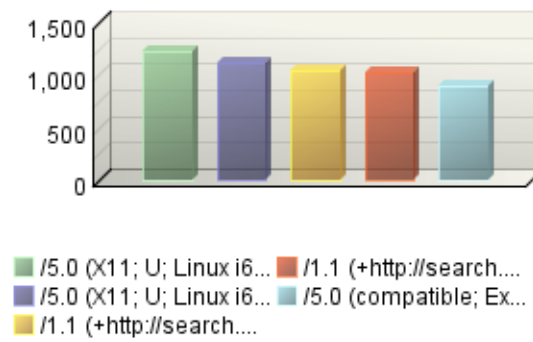
Countries by Visits

Visits



Top Visitors by Visits

Visits



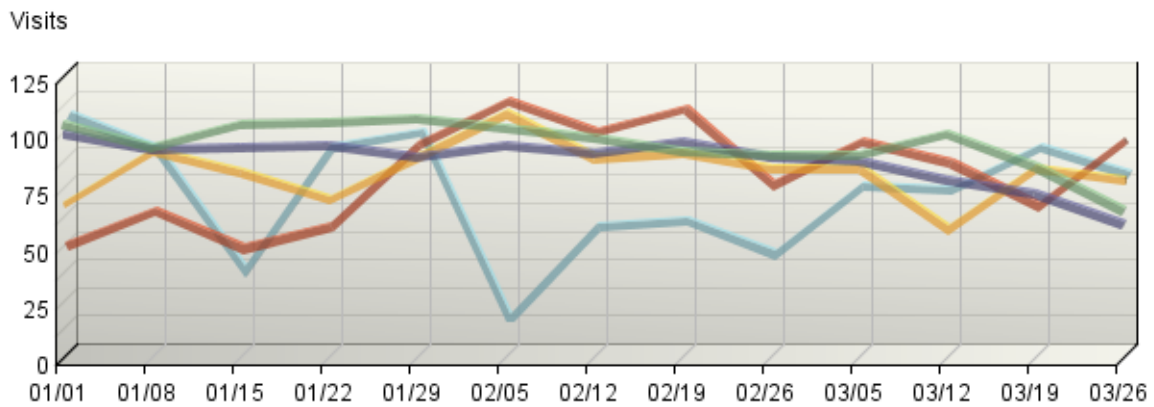
Authenticated Usernames by Visits

No data is available for this graph.

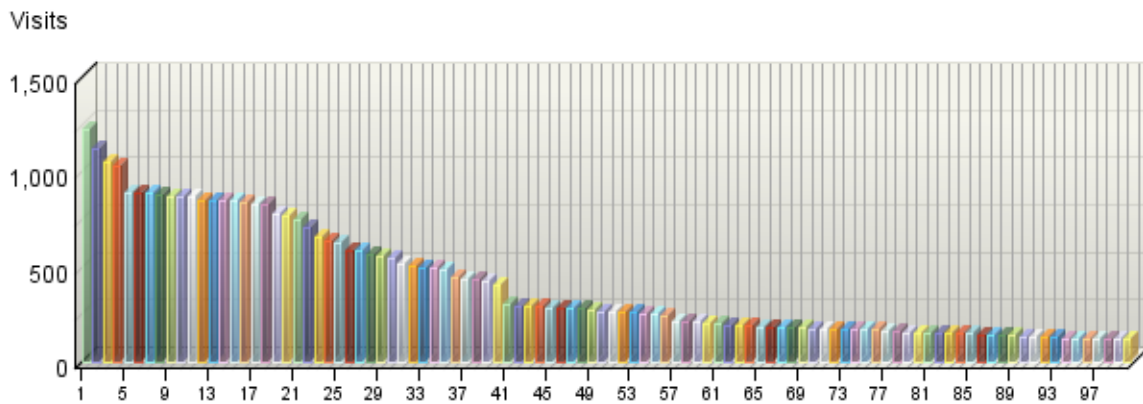
Top Visitors

This report identifies the IP address, domain name, or cookie of each visitor, and identifies the visitor's activity level on the site. If you use cookies to track visits, WebTrends can differentiate between hits from different visitors with the same IP address.

Top Visitors by Visits Trend



Top Visitors by Visits



Top Visitors

| | Visitor | Visits | % Visits | Hits |
|------|--|--------|----------|-------|
| ■ 1. | crawler6132.ask.com_Mozilla/5.0 (X11; U; Linux i686; en-US; rv:1.9a1) Gecko/20070308 Minefield/3.0a1 | 1,224 | 0.53% | 2,703 |

| | Visitor | Visits | % Visits | Hits |
|-----|--|---------------|-----------------|-------------|
| 2. | ip-78-137-163-133.dedi.digiweb.ie_Mozilla/5.0 (X11; U; Linux i686; en-US; rv:1.9a1) Gecko/20070308 Minefield/3.0a1 | 1,122 | 0.48% | 2,241 |
| 3. | 65.55.232.34_msnbot/1.1 (+http://search.msn.com/msnbot.htm) | 1,050 | 0.45% | 4,490 |
| 4. | 65.55.25.153_msnbot/1.1 (+http://search.msn.com/msnbot.htm) | 1,030 | 0.44% | 5,931 |
| 5. | crawl05.exabot.com_Mozilla/5.0 (compatible; Exabot/3.0; +http://www.exabot.com/go/robot) | 896 | 0.39% | 1,957 |
| 6. | msnbot-65-55-105-235.search.msn.com_msnbot/1.1 (+http://search.msn.com/msnbot.htm) | 894 | 0.39% | 2,753 |
| 7. | msnbot-65-55-105-236.search.msn.com_msnbot/1.1 (+http://search.msn.com/msnbot.htm) | 892 | 0.38% | 2,600 |
| 8. | msnbot-65-55-105-237.search.msn.com_msnbot/1.1 (+http://search.msn.com/msnbot.htm) | 883 | 0.38% | 2,940 |
| 9. | msnbot-65-55-105-238.search.msn.com_msnbot/1.1 (+http://search.msn.com/msnbot.htm) | 876 | 0.38% | 2,737 |
| 10. | 74.8.112.99_Mozilla/4.0 (compatible; MSIE 4.01; Windows NT; MS Search 5.0 Robot) | 870 | 0.37% | 873 |
| 11. | msnbot-65-55-105-231.search.msn.com_msnbot/1.1 (+http://search.msn.com/msnbot.htm) | 870 | 0.37% | 2,742 |
| 12. | msnbot-65-55-105-234.search.msn.com_msnbot/1.1 (+http://search.msn.com/msnbot.htm) | 854 | 0.37% | 2,644 |
| 13. | msnbot-65-55-105-232.search.msn.com_msnbot/1.1 (+http://search.msn.com/msnbot.htm) | 851 | 0.37% | 2,754 |
| 14. | msnbot-65-55-105-230.search.msn.com_msnbot/1.1 (+http://search.msn.com/msnbot.htm) | 849 | 0.37% | 2,669 |
| 15. | msnbot-65-55-104-29.search.msn.com_msnbot/1.1 (+http://search.msn.com/msnbot.htm) | 848 | 0.37% | 3,589 |
| 16. | msnbot-65-55-105-240.search.msn.com_msnbot/1.1 (+http://search.msn.com/msnbot.htm) | 844 | 0.36% | 2,555 |
| 17. | msnbot-65-55-105-239.search.msn.com_msnbot/1.1 (+http://search.msn.com/msnbot.htm) | 835 | 0.36% | 2,535 |
| 18. | msnbot-65-55-105-241.search.msn.com_msnbot/1.1 (+http://search.msn.com/msnbot.htm) | 832 | 0.36% | 2,685 |
| 19. | msnbot-65-55-105-242.search.msn.com_msnbot/1.1 (+http://search.msn.com/msnbot.htm) | 785 | 0.34% | 2,143 |
| 20. | crawl2.nat.svl.searchme.com_Mozilla/5.0 (compatible; Charlotte/1.1; http://www.searchme.com/support/) | 775 | 0.33% | 9,558 |
| 21. | msnbot-65-55-105-243.search.msn.com_msnbot/1.1 (+http://search.msn.com/msnbot.htm) | 745 | 0.32% | 2,194 |
| 22. | msnbot-65-55-105-244.search.msn.com_msnbot/1.1 (+http://search.msn.com/msnbot.htm) | 714 | 0.31% | 1,827 |
| 23. | crawl1.nat.svl.searchme.com_Mozilla/5.0 (compatible; Charlotte/1.1; http://www.searchme.com/support/) | 656 | 0.28% | 11,267 |

| | Visitor | Visits | % Visits | Hits |
|-----|---|---------------|-----------------|-------------|
| 24. | natcrawlbloc04.net.s1.fti.net_Mozilla/5.0 (Windows; U; Windows NT 5.1; fr; rv:1.8.1) VoilaBot BETA 1.2 (support.voilabot@orange-ftgroup.com) | 643 | 0.28% | 1,321 |
| 25. | mail.bio2006.gc.ca_Mozilla/4.0 (compatible; MSIE 6.0; Windows NT 5.1) | 625 | 0.27% | 2,382 |
| 26. | crawler5006.ask.com_Mozilla/5.0 (compatible; Ask Jeeves/Teoma; +http://about.ask.com/en/docs/about/webmasters.shtml) | 589 | 0.25% | 10,920 |
| 27. | msnbot-65-55-105-245.search.msn.com_msnbot/1.1 (+http://search.msn.com/msnbot.htm) | 583 | 0.25% | 1,657 |
| 28. | natcrawlbloc05.net.m1.fti.net_Mozilla/5.0 (Windows; U; Windows NT 5.1; fr; rv:1.8.1) VoilaBot BETA 1.2 (support.voilabot@orange-ftgroup.com) | 571 | 0.25% | 1,256 |
| 29. | natcrawlbloc01.net.m1.fti.net_Mozilla/5.0 (Windows; U; Windows NT 5.1; fr; rv:1.8.1) VoilaBot BETA 1.2 (support.voilabot@orange-ftgroup.com) | 562 | 0.24% | 1,060 |
| 30. | natcrawlbloc02.net.s1.fti.net_Mozilla/5.0 (Windows; U; Windows NT 5.1; fr; rv:1.8.1) VoilaBot BETA 1.2 (support.voilabot@orange-ftgroup.com) | 552 | 0.24% | 1,068 |
| 31. | llf531166.crawl.yahoo.net_Mozilla/5.0 (compatible; Yahoo! Slurp; http://help.yahoo.com/help/us/ysearch/slurp) | 518 | 0.22% | 1,613 |
| 32. | crawler5205.ask.com_Mozilla/5.0 (compatible; Ask Jeeves/Teoma; +http://about.ask.com/en/docs/about/webmasters.shtml) | 506 | 0.22% | 950 |
| 33. | msnbot-65-55-37-186.search.msn.com_msnbot-media/1.1 (+http://search.msn.com/msnbot.htm) | 500 | 0.22% | 997 |
| 34. | natcrawlbloc03.net.m1.fti.net_Mozilla/5.0 (Windows; U; Windows NT 5.1; fr; rv:1.8.1) VoilaBot BETA 1.2 (support.voilabot@orange-ftgroup.com) | 496 | 0.21% | 821 |
| 35. | 134.67.99.163_NLESE USEPA | 482 | 0.21% | 109,072 |
| 36. | crawl8.dotnetdotcom.org_Mozilla/5.0 (compatible; DotBot/1.1; http://www.dotnetdotcom.org/ crawler@dotnetdotcom.org) | 444 | 0.19% | 6,012 |
| 37. | 88.131.106.8_Speedy Spider (http://www.entireweb.com/about/search_tech/speedy_spider/) | 440 | 0.19% | 1,384 |
| 38. | 65.55.108.244_msnbot-media/1.1 (+http://search.msn.com/msnbot.htm) | 434 | 0.19% | 1,407 |
| 39. | msnbot-65-55-105-229.search.msn.com_msnbot/1.1 (+http://search.msn.com/msnbot.htm) | 423 | 0.18% | 1,140 |
| 40. | msnbot-65-55-108-245.search.msn.com_msnbot-media/1.1 (+http://search.msn.com/msnbot.htm) | 404 | 0.17% | 1,314 |

| | Visitor | Visits | % Visits | Hits |
|-----|--|--------|----------|--------|
| 41. | 213.146.154.57_Mozilla/4.0 (compatible; MSIE 4.0; Win32) | 308 | 0.13% | 709 |
| 42. | crawler5107.ask.com_Mozilla/5.0 (compatible; Ask Jeeves/Teoma; +http://about.ask.com/en/docs/about/webmasters.shtml) | 292 | 0.13% | 323 |
| 43. | crawler5108.ask.com_Mozilla/5.0 (compatible; Ask Jeeves/Teoma; +http://about.ask.com/en/docs/about/webmasters.shtml) | 292 | 0.13% | 339 |
| 44. | be2.cos.com_libwww-perl/5.812 | 291 | 0.13% | 1,564 |
| 45. | 65.55.234.163_msnbot-media/1.1 (+http://search.msn.com/msnbot.htm) | 285 | 0.12% | 441 |
| 46. | crawler5104.ask.com_Mozilla/5.0 (compatible; Ask Jeeves/Teoma; +http://about.ask.com/en/docs/about/webmasters.shtml) | 281 | 0.12% | 319 |
| 47. | crawler5106.ask.com_Mozilla/5.0 (compatible; Ask Jeeves/Teoma; +http://about.ask.com/en/docs/about/webmasters.shtml) | 280 | 0.12% | 318 |
| 48. | crawler5103.ask.com_Mozilla/5.0 (compatible; Ask Jeeves/Teoma; +http://about.ask.com/en/docs/about/webmasters.shtml) | 279 | 0.12% | 319 |
| 49. | crawler5105.ask.com_Mozilla/5.0 (compatible; Ask Jeeves/Teoma; +http://about.ask.com/en/docs/about/webmasters.shtml) | 272 | 0.12% | 303 |
| 50. | llf531139.crawl.yahoo.net_Mozilla/5.0 (compatible; Yahoo! Slurp/3.0; http://help.yahoo.com/help/us/ysearch/slurp) | 268 | 0.12% | 477 |
| 51. | 64.1.215.162.ptr.us.xo.net_Mozilla/5.0 (Twiceler-0.9 http://www.cuil.com/twiceler/robot.html) | 268 | 0.12% | 15,085 |
| 52. | 66.231.188.52_Gigabot/3.0 (http://www.gigablast.com/spider.html) | 264 | 0.11% | 3,112 |
| 53. | crawl-66-249-71-176.googlebot.com_Mozilla/5.0 (compatible; Googlebot/2.1; +http://www.google.com/bot.html) | 264 | 0.11% | 37,426 |
| 54. | rg34.riverglassinc.com_Jakarta Commons-HttpClient/3.0.1 | 256 | 0.11% | 2,175 |
| 55. | cazoodle115-86.cazoodle.com_CazoodleBot/0.0.2 (http://www.cazoodle.com/contact.php; cbot@cazoodle.com) | 250 | 0.11% | 403 |
| 56. | 161.80.46.153_Mozilla/4.0 (compatible; MSIE 7.0; Windows NT 5.1; InfoPath.1; .NET CLR 1.1.4322; .NET CLR 2.0.50727) | 247 | 0.11% | 1,736 |
| 57. | 161.80.46.249_Mozilla/4.0 (compatible; MSIE 7.0; Windows NT 5.1; InfoPath.1; .NET CLR 1.1.4322; .NET CLR 2.0.50727) | 215 | 0.09% | 1,624 |
| 58. | 161.80.46.126_Mozilla/4.0 (compatible; MSIE 7.0; Windows NT 5.1; InfoPath.1; .NET CLR 1.1.4322; .NET CLR 2.0.50727) | 211 | 0.09% | 2,492 |
| 59. | 209.17.186.34_Clearware web browser | 209 | 0.09% | 215 |

| | Visitor | Visits | % Visits | Hits |
|-----|---|--------|----------|--------|
| 60. | msnbot-65-55-108-243.search.msn.com_msnbot-media/1.1 (+http://search.msn.com/msnbot.htm) | 203 | 0.09% | 408 |
| 61. | llf520076.crawl.yahoo.net_Mozilla/5.0 (compatible; Yahoo! Slurp; http://help.yahoo.com/help/us/ysearch/slurp) | 200 | 0.09% | 1,004 |
| 62. | ec2-67-202-54-191.compute-1.amazonaws.com_ia_archiver (+http://www.alexa.com/site/help/webmasters; crawler@alexa.com) | 197 | 0.08% | 458 |
| 63. | 214.25.31.250_imo-google-robot-intelink (Enterprise; C5-Q4LGJYWTY6JAS; dni-ices-searchadmin@ugov.gov) | 194 | 0.08% | 881 |
| 64. | msnbot-65-55-104-173.search.msn.com_msnbot/1.1 (+http://search.msn.com/msnbot.htm) | 188 | 0.08% | 409 |
| 65. | v29.nat.svl.searchme.com_Mozilla/5.0 (compatible; Charlotte/1.1; http://www.searchme.com/support/) | 185 | 0.08% | 309 |
| 66. | 165.215.34.1_libwww-perl/5.808 | 184 | 0.08% | 634 |
| 67. | crawl-11.cuill.com_Mozilla/5.0 (Twiceler-0.9 http://www.cuill.com/twiceler/robot.html) | 181 | 0.08% | 15,027 |
| 68. | h-68-166-223-3-static.snvacaid.covad.net_Mozilla/4.0 (compatible; MSIE 6.0; Windows NT 5.1; SV1; http://www.changedetection.com/bot.html) | 180 | 0.08% | 186 |
| 69. | 64.62.178.178_InfoMinder (V2.0 Win32) | 180 | 0.08% | 279 |
| 70. | 203.208.251.253_Mozilla/4.5 | 177 | 0.08% | 186 |
| 71. | search.ces.mil_imo-google-robot-intelink (Enterprise; C5-HG4FLWSTG6JAB; dni-ices-searchadmin@ugov.gov) | 173 | 0.07% | 7,288 |
| 72. | gw501-1.cin.planetdiscover.com_Mozilla/4.0 (compatible; Search Publisher 3.0) | 173 | 0.07% | 6,198 |
| 73. | 131.107.65.41_MSR-ISRCCrawler | 172 | 0.07% | 1,305 |
| 74. | 216.91.52.168_Mozilla/5.0 (compatible; Page2RSS/0.4; +http://page2rss.com/) | 168 | 0.07% | 181 |
| 75. | dj531010.crawl.yahoo.net_Mozilla/5.0 (compatible; Yahoo! DE Slurp; http://help.yahoo.com/help/us/ysearch/slurp) | 168 | 0.07% | 518 |
| 76. | dsl092-131-126.chi1.dsl.speakeasy.net_Mozilla/4.0 (compatible; MSIE 6.0; Windows 98) Web Link Validator 5.0 | 168 | 0.07% | 286 |
| 77. | 149.168.34.77_gsa-crawler (Enterprise; M2-KG33HKAKCA2JT; dcwebb@p2pays.org) | 167 | 0.07% | 276 |
| 78. | crawl-66-249-71-178.googlebot.com_Mozilla/5.0 (compatible; Googlebot/2.1; +http://www.google.com/bot.html) | 164 | 0.07% | 9,261 |
| 79. | prodweb.tpwd.state.tx.us_- | 156 | 0.07% | 172 |

| | Visitor | Visits | % Visits | Hits |
|-----|--|--------|----------|--------|
| 80. | crawl-66-249-71-177.googlebot.com_Mozilla/5.0 (compatible; Googlebot/2.1; +http://www.google.com/bot.html) | 155 | 0.07% | 9,102 |
| 81. | crawl-66-249-65-112.googlebot.com_Googlebot/2.1 (+http://www.google.com/bot.html) | 155 | 0.07% | 1,188 |
| 82. | crawl-66-249-65-112.googlebot.com_Mozilla/5.0 (compatible; Googlebot/2.1; +http://www.google.com/bot.html) | 154 | 0.07% | 49,042 |
| 83. | v31.nat.svl.searchme.com_Mozilla/5.0 (compatible; Charlotte/1.1; http://www.searchme.com/support/) | 152 | 0.07% | 270 |
| 84. | llf520135.crawl.yahoo.net_Mozilla/5.0 (compatible; Yahoo! Slurp/3.0; http://help.yahoo.com/help/us/ysearch/slurp) | 150 | 0.06% | 459 |
| 85. | 86-104-26-115.dcn.ro_Mozilla/2.0 (compatible; NEWT ActiveX; Win32) | 150 | 0.06% | 504 |
| 86. | drenweb.usma.edu_- | 142 | 0.06% | 292 |
| 87. | domex.nps.edu_Wget/1.11.4 | 141 | 0.06% | 470 |
| 88. | crawl-66-249-71-176.googlebot.com_Googlebot/2.1 (+http://www.google.com/bot.html) | 137 | 0.06% | 383 |
| 89. | 217.212.224.182_psb0t/0.1 (+http://www.picsearch.com/bot.html) | 137 | 0.06% | 771 |
| 90. | 64.209.138.199_NutchCVS/0.7.2 (Nutch; http://lucene.apache.org/nutch/bot.html; nutch-agent@lucene.apache.org) | 134 | 0.06% | 450 |
| 91. | omgses85.infonet.com_Goldfire Server | 132 | 0.06% | 157 |
| 92. | llf320046.crawl.yahoo.net_Mozilla/5.0 (compatible; Yahoo! Slurp/3.0; http://help.yahoo.com/help/us/ysearch/slurp) | 130 | 0.06% | 3,146 |
| 93. | 134.67.99.231_Mozilla/4.0 (compatible; MSIE 6.0; Windows NT 5.1; maxamine.com-robot) | 129 | 0.06% | 1,145 |
| 94. | 89.120.154.98_Mozilla/2.0 (compatible; NEWT ActiveX; Win32) | 125 | 0.05% | 284 |
| 95. | v32.nat.svl.searchme.com_Mozilla/5.0 (compatible; Charlotte/1.1; http://www.searchme.com/support/) | 123 | 0.05% | 168 |
| 96. | c-98-233-191-248.hsd1.wv.comcast.net_Mozilla/4.0 (compatible; MSIE 7.0; Windows NT 6.0; SLCC1; .NET CLR 2.0.50727; Media Center PC 5.0; .NET CLR 3.0.04506; MS-RTC LM 8) | 120 | 0.05% | 1,055 |
| 97. | llf531261.crawl.yahoo.net_Mozilla/5.0 (compatible; Yahoo! Slurp; http://help.yahoo.com/help/us/ysearch/slurp) | 119 | 0.05% | 319 |
| 98. | 64.88.164.198_SapphireWebCrawler/Nutch-1.0-dev (Sapphire Web Crawler using Nutch; http://boston.lti.cs.cmu.edu/crawler/ mhoy@cs.cmu.edu) | 119 | 0.05% | 2,589 |

| | Visitor | Visits | % Visits | Hits |
|------|---|--------|----------|--------|
| 99. | ec2-174-129-129-153.compute-1.amazonaws.com_Mozilla/4.0 (compatible; MSIE 6.0; Windows NT 5.1) | 119 | 0.05% | 148 |
| 100. | llf520106.crawl.yahoo.net_Mozilla/5.0 (compatible; Yahoo! Slurp/3.0; http://help.yahoo.com/help/us/ysearch/slurp) | 118 | 0.05% | 417 |
| 101. | ktn-fetch-pfi-colo-13.whoc.theplanet.co.uk_Mozilla/4.0 (compatible; MSIE 4.0; Win32) | 117 | 0.05% | 246 |
| 102. | ns203698.ovh.net_Mozilla/5.0 (Windows; U; Windows NT 5.1; fr; rv:1.8) Gecko/20051111 Firefox/1.5 | 117 | 0.05% | 1,879 |
| 103. | ca1.hyperfast.net_Mozilla/5.0 (compatible; Googlebot/2.1; http://www.google.com/bot.html) | 116 | 0.05% | 303 |
| 104. | 214.4.157.212_Jakarta Commons-HttpClient/3.0.1 | 115 | 0.05% | 365 |
| 105. | 134.67.99.162_NLESE USEPA | 115 | 0.05% | 6,602 |
| 106. | v34.nat.svl.searchme.com_Mozilla/5.0 (compatible; Charlotte/1.1; http://www.searchme.com/support/) | 114 | 0.05% | 147 |
| 107. | natcrawlbloc04-14.net.s1.fti.net_Mozilla/5.0 (Windows; U; Windows NT 5.1; fr; rv:1.8.1) VoilaBot BETA 1.2 (support.voilabot@orange-ftgroup.com) | 111 | 0.05% | 168 |
| 108. | andalusian.rtpnc.epa.gov_NLESE for intraUSEPA | 109 | 0.05% | 13,662 |
| 109. | 61.247.222.56_Yeti/1.0 (NHN Corp.; http://help.naver.com/robots/) | 108 | 0.05% | 125 |
| 110. | 61.247.222.54_Yeti/1.0 (NHN Corp.; http://help.naver.com/robots/) | 107 | 0.05% | 126 |
| 111. | msnbot-65-55-4-173.search.msn.com_T-Mobile Dash Mozilla/4.0 (compatible; MSIE 4.01; Windows CE; Smartphone; 320x240;) MSNBOT-MOBILE/1.1 (+http://search.msn.com/msnbot.htm) | 106 | 0.05% | 135 |
| 112. | 64.46.38.12_Todobr_Robot/1.0 | 106 | 0.05% | 154 |
| 113. | mxc1s.about.com_- | 104 | 0.04% | 180 |
| 114. | JD.pnl.gov_Mozilla/4.0 (compatible;) | 103 | 0.04% | 107 |
| 115. | llf531256.crawl.yahoo.net_Mozilla/5.0 (compatible; Yahoo! Slurp/3.0; http://help.yahoo.com/help/us/ysearch/slurp) | 102 | 0.04% | 217 |
| 116. | 161.80.46.154_Mozilla/4.0 (compatible; MSIE 7.0; Windows NT 5.1; InfoPath.1; .NET CLR 1.1.4322; .NET CLR 2.0.50727) | 101 | 0.04% | 496 |
| 117. | natcrawlbloc02-13.net.s1.fti.net_Mozilla/5.0 (Windows; U; Windows NT 5.1; fr; rv:1.8.1) VoilaBot BETA 1.2 (support.voilabot@orange-ftgroup.com) | 101 | 0.04% | 138 |
| 118. | reef.csc.noaa.gov_LWP::Simple/5.79 | 100 | 0.04% | 136 |

| | Visitor | Visits | % Visits | Hits |
|------|--|---------------|-----------------|-------------|
| 119. | crawl305.exabot.com_Mozilla/5.0 (compatible; Exabot/3.0; +http://www.exabot.com/go/robot) | 99 | 0.04% | 182 |
| 120. | 208.111.154.248_Mozilla/5.0 (X11; U; Linux i686 (x86_64); en-US; rv:1.8.1.18) Gecko/20081203 Firefox/2.0.0.18 | 97 | 0.04% | 256 |
| 121. | v25.nat.svl.searchme.com_Mozilla/5.0 (compatible; Charlotte/1.1; http://www.searchme.com/support/) | 96 | 0.04% | 125 |
| 122. | v28.nat.svl.searchme.com_Mozilla/5.0 (compatible; Charlotte/1.1; http://www.searchme.com/support/) | 95 | 0.04% | 138 |
| 123. | 208.111.154.249_Mozilla/5.0 (X11; U; Linux i686 (x86_64); en-US; rv:1.8.1.18) Gecko/20081203 Firefox/2.0.0.18 | 94 | 0.04% | 244 |
| 124. | 67.110.143.50.ptr.us.xo.net_FAST Enterprise Crawler 6 / Scirus scirus-crawler@fast.no; http://www.scirus.com/srsapp/contactus/ | 94 | 0.04% | 15,821 |
| 125. | 61.247.222.55_Yeti/1.0 (NHN Corp.;; http://help.naver.com/robots/) | 93 | 0.04% | 110 |
| 126. | sjfw1.adobe.com_- | 93 | 0.04% | 190 |
| 127. | natcrawlbloc01-29.net.m1.fti.net_Mozilla/5.0 (Windows; U; Windows NT 5.1; fr; rv:1.8.1) VoilaBot BETA 1.2 (support.voilabot@orange-ftgroup.com) | 93 | 0.04% | 106 |
| 128. | crawl-13.cuill.com_Mozilla/5.0 (Twiceler-0.9 http://www.cuill.com/twiceler/robot.html) | 92 | 0.04% | 1,696 |
| 129. | outside.tpwd.state.tx.us_- | 90 | 0.04% | 93 |
| 130. | 91.205.124.20_Yanga WorldSearch Bot v1.1/beta (http://www.yanga.co.uk/) | 89 | 0.04% | 237 |
| 131. | 58.79-161-20.customer.lyse.net_Java/1.5.0_12 | 88 | 0.04% | 94 |
| 132. | cpe-76-91-16-150.socal.res.rr.com_Mozilla/4.0 (compatible; Powermarks/3.5; Windows 95/98/2000/NT) | 88 | 0.04% | 91 |
| 133. | 130.14.16.128_mozilla (nlmoccssearchadmin@mail.nlm.nih.gov) | 88 | 0.04% | 91 |
| 134. | 133.9.238.101_Wget/1.10.2 (Red Hat modified) | 88 | 0.04% | 366 |
| 135. | pandora.isinet.com_Microsoft URL Control - 6.00.8862 | 86 | 0.04% | 89 |
| 136. | natcrawlbloc05-35.net.m1.fti.net_Mozilla/5.0 (Windows; U; Windows NT 5.1; fr; rv:1.8.1) VoilaBot BETA 1.2 (support.voilabot@orange-ftgroup.com) | 86 | 0.04% | 105 |
| 137. | 212.73.129.187_NetinfoBot/1.0/Nutch-0.9 (http://netinfo.bg/netinfobot.html) | 85 | 0.04% | 1,644 |

| | Visitor | Visits | % Visits | Hits |
|------|--|---------------|-----------------|-------------|
| 138. | llf531110.crawl.yahoo.net_Mozilla/5.0 (compatible; Yahoo! Slurp/3.0; http://help.yahoo.com/help/us/ysearch/slurp) | 85 | 0.04% | 393 |
| 139. | v30.nat.svl.searchme.com_Mozilla/5.0 (compatible; Charlotte/1.1; http://www.searchme.com/support/) | 85 | 0.04% | 108 |
| 140. | natcrawlbloc05-37.net.m1.fti.net_Mozilla/5.0 (Windows; U; Windows NT 5.1; fr; rv:1.8.1) VoilaBot BETA 1.2 (support.voilabot@orange-ftgroup.com) | 84 | 0.04% | 106 |
| 141. | crawl-66-249-71-178.googlebot.com_Googlebot/2.1 (+http://www.google.com/bot.html) | 84 | 0.04% | 205 |
| 142. | msnbot-65-55-4-173.search.msn.com_T-Mobile Dash Mozilla/4.0 (compatible; MSIE 4.01; Windows CE; Smartphone; 320x240; MSNBOT-MOBILE/1.1; +http://search.msn.com/msnbot.htm) | 83 | 0.04% | 108 |
| 143. | natcrawlbloc05-36.net.m1.fti.net_Mozilla/5.0 (Windows; U; Windows NT 5.1; fr; rv:1.8.1) VoilaBot BETA 1.2 (support.voilabot@orange-ftgroup.com) | 83 | 0.04% | 110 |
| 144. | llf531028.crawl.yahoo.net_Mozilla/5.0 (compatible; Yahoo! Slurp/3.0; http://help.yahoo.com/help/us/ysearch/slurp) | 82 | 0.04% | 271 |
| 145. | 38.98.120.78_ShopWiki/1.0 (+http://www.shopwiki.com/wiki/Help:Bot) | 82 | 0.04% | 573 |
| 146. | natcrawlbloc01-31.net.m1.fti.net_Mozilla/5.0 (Windows; U; Windows NT 5.1; fr; rv:1.8.1) VoilaBot BETA 1.2 (support.voilabot@orange-ftgroup.com) | 82 | 0.04% | 97 |
| 147. | 131.107.151.157_Mozilla/4.0 (compatible; MSIE 6.0; Windows NT 5.1; SV1) | 81 | 0.03% | 180 |
| 148. | crawl-66-249-71-164.googlebot.com_Mozilla/5.0 (compatible; Googlebot/2.1; +http://www.google.com/bot.html) | 80 | 0.03% | 4,047 |
| 149. | crawl-66-249-71-177.googlebot.com_Googlebot/2.1 (+http://www.google.com/bot.html) | 79 | 0.03% | 192 |
| 150. | AGSCITESTDC.cas.psu.edu_libwww-perl/5.808 | 78 | 0.03% | 126 |
| 151. | 193.5.216.100_Mozilla/5.0 | 78 | 0.03% | 81 |
| 152. | eweb1.er.usgs.gov_Ultraseek | 77 | 0.03% | 80 |
| 153. | llf320046.crawl.yahoo.net_Mozilla/5.0 (compatible; Yahoo! Slurp; http://help.yahoo.com/help/us/ysearch/slurp) | 76 | 0.03% | 5,019 |
| 154. | 61.247.221.41_Yeti/1.0 (NHN Corp.;; http://help.naver.com/robots/) | 76 | 0.03% | 114 |
| 155. | llf320017.crawl.yahoo.net_Mozilla/5.0 (compatible; Yahoo! Slurp; http://help.yahoo.com/help/us/ysearch/slurp) | 76 | 0.03% | 1,814 |

| | Visitor | Visits | % Visits | Hits |
|------|--|--------|----------|--------|
| 156. | crawl-66-249-71-166.googlebot.com_Mozilla/5.0 (compatible; Googlebot/2.1; +http://www.google.com/bot.html) | 75 | 0.03% | 4,045 |
| 157. | crawl-66-249-71-165.googlebot.com_Mozilla/5.0 (compatible; Googlebot/2.1; +http://www.google.com/bot.html) | 75 | 0.03% | 3,962 |
| 158. | llf531139.crawl.yahoo.net_Mozilla/5.0 (compatible; Yahoo! Slurp; http://help.yahoo.com/help/us/ysearch/slurp) | 75 | 0.03% | 35,603 |
| 159. | 74.8.52.57_Mozilla/4.0 (compatible; MSIE 4.01; Windows NT; MS Search 5.0 Robot) | 74 | 0.03% | 440 |
| 160. | 58.17.3.47_Wget/1.10.2 (Red Hat modified) | 74 | 0.03% | 289 |
| 161. | crawl-66-249-71-176.googlebot.com_SAMSUNG-SGH-E2507B0 Profile/MIDP-2.0 Configuration/CLDC-1.1 UP.Browser/6.2.3.3.c.1.101 (GUI) MMP/2.0 (compatible; Googlebot-Mobile/2.1; +http://www.google.com/bot.html) | | 0.03% | 104 |
| 162. | llf531227.crawl.yahoo.net_Mozilla/5.0 (compatible; Yahoo! Slurp; http://help.yahoo.com/help/us/ysearch/slurp) | 72 | 0.03% | 281 |
| 163. | llf520004.crawl.yahoo.net_Mozilla/5.0 (compatible; Yahoo! Slurp/3.0; http://help.yahoo.com/help/us/ysearch/slurp) | 72 | 0.03% | 315 |
| 164. | 64.124.85.94.become.com_Mozilla/5.0 (compatible; BecomeBot/3.0; +http://www.become.com/site_owners.html) | 71 | 0.03% | 1,955 |
| 165. | v35.nat.svl.searchme.com_Mozilla/5.0 (compatible; Charlotte/1.1; http://www.searchme.com/support/) | 71 | 0.03% | 198 |
| 166. | search.nsf.gov_NSF-googlebot (Enterprise; S5-CDPY65WZNSNAS; trinehar@nsf.gov,dlien@nsf.gov,ibrydon@nsf.gov,klowery@nsf.gov) | 70 | 0.03% | 98 |
| 167. | ip-208-109-27-110.ip.secureserver.net_- | 68 | 0.03% | 76 |
| 168. | 134.67.2.137_Mozilla/4.0 (compatible; MSIE 6.0; Windows NT 5.1; SV1; InfoPath.1; .NET CLR 1.1.4322; .NET CLR 2.0.50727; .NET CLR 3.0.04506.648; .NET CLR 3.5.21022; .NET CLR 3.0.4506.2152; .NET CLR 3.5.30729; MS-RTC LM 8) | 68 | 0.03% | 838 |
| 169. | natcrawlbloc03-32.net.m1.fti.net_Mozilla/5.0 (Windows; U; Windows NT 5.1; fr; rv:1.8.1) VoilaBot BETA 1.2 (support.voilabot@orange-ftgroup.com) | 68 | 0.03% | 74 |
| 170. | prodweb.osti.gov_Mozilla/4.0 (compatible; T-H-U-N-D-E-R-S-T-O-N-E) | 67 | 0.03% | 265 |
| 171. | natcrawlbloc03-33.net.m1.fti.net_Mozilla/5.0 (Windows; U; Windows NT 5.1; fr; rv:1.8.1) VoilaBot BETA 1.2 (support.voilabot@orange-ftgroup.com) | 67 | 0.03% | 73 |

| | Visitor | Visits | % Visits | Hits |
|------|---|---------------|-----------------|-------------|
| 172. | 192990-web1.academicanswers.co.uk_Mozilla/5.0 (Windows; U; Windows NT 5.1; en-US; rv:2.0.1) Gecko/20041107 Firefox/2.0 | 66 | 0.03% | 80 |
| 173. | 194.205.46.36_Mozilla/4.0 (compatible; MSIE 5.5; Windows NT 5.0) | 65 | 0.03% | 67 |
| 174. | msnbot-65-55-104-28.search.msn.com_msnbot/1.1 (+http://search.msn.com/msnbot.htm) | 65 | 0.03% | 405 |
| 175. | backdoor.isc.swlabs.org_Grub/2.0 (IOI crawler; http://index.isc.org; crawl@index.isc.org) | 65 | 0.03% | 78 |
| 176. | 61.247.222.53_Yeti/1.0 (NHN Corp.; http://help.naver.com/robots/) | 64 | 0.03% | 77 |
| 177. | 161.80.46.149_Mozilla/5.0 (Windows; U; Windows NT 5.1; en-US; rv:1.9.0.5) Gecko/2008120122 Firefox/3.0.5 | 64 | 0.03% | 158 |
| 178. | synapse.nlm.nih.gov_MedlinePlus Link Checker; nlmmedpladm@nlm.nih.gov | 64 | 0.03% | 66 |
| 179. | 66.90.101.144_Mozilla/4.0 (compatible; MSIE 5.01; Windows NT 5.0) | 63 | 0.03% | 72 |
| 180. | listserv.arb.ca.gov_Mozilla/4.08 [en] (Win98; U ;Nav) | 63 | 0.03% | 65 |
| 181. | cache2.cdc.gov_Mozilla/4.0 (compatible; MSIE 7.0; Windows NT 5.1; .NET CLR 1.1.4322; .NET CLR 2.0.50727; InfoPath.1; MS-RTC LM 8; .NET CLR 3.0.4506.2152; .NET CLR 3.5.30729) | 63 | 0.03% | 337 |
| 182. | natcrawlbloc03-34.net.m1.fti.net_Mozilla/5.0 (Windows; U; Windows NT 5.1; fr; rv:1.8.1) VoilaBot BETA 1.2 (support.voilabot@orange-ftgroup.com) | 62 | 0.03% | 65 |
| 183. | 61.247.222.52_Yeti/1.0 (NHN Corp.; http://help.naver.com/robots/) | 62 | 0.03% | 83 |
| 184. | salmon.rtnccad.epa.gov_ColdFusion | 62 | 0.03% | 256 |
| 185. | dj501013.crawl.yahoo.net_Mozilla/5.0 (compatible; Yahoo! DE Slurp; http://help.yahoo.com/help/us/ysearch/slurp) | 62 | 0.03% | 170 |
| 186. | v24.nat.svl.searchme.com_Mozilla/5.0 (compatible; Charlotte/1.1; http://www.searchme.com/support/) | 61 | 0.03% | 81 |
| 187. | 140.122.143.56_Trend Micro WTP Add-On 1.2.1046 | 61 | 0.03% | 63 |
| 188. | natcrawlbloc01-30.net.m1.fti.net_Mozilla/5.0 (Windows; U; Windows NT 5.1; fr; rv:1.8.1) VoilaBot BETA 1.2 (support.voilabot@orange-ftgroup.com) | 61 | 0.03% | 75 |
| 189. | 61.247.221.45_Yeti/1.0 (NHN Corp.; http://help.naver.com/robots/) | 61 | 0.03% | 80 |
| 190. | 165.224.215.1_LinkScan/11.5a Unix | 60 | 0.03% | 63 |

| | Visitor | Visits | % Visits | Hits |
|-----------------------------------|---|----------------|----------------|------------------|
| 191. | crawl-66-249-71-176.googlebot.com_DoCoMo/2.0 N905i(c100;TB;W24H16) (compatible; Googlebot-Mobile/2.1; +http://www.google.com/bot.html) | 60 | 0.03% | 89 |
| 192. | v26.nat.svl.searchme.com_Mozilla/5.0 (compatible; Charlotte/1.1; http://www.searchme.com/support/) | 59 | 0.03% | 87 |
| 193. | lj910524.crawl.yahoo.net_Mozilla/5.0 (compatible; Yahoo! Slurp China; http://misc.yahoo.com.cn/help.html) | 58 | 0.02% | 61 |
| 194. | 61.247.222.44_Yeti/1.0 (NHN Corp.;; http://help.naver.com/robots/) | 58 | 0.02% | 72 |
| 195. | llf520001.crawl.yahoo.net_Mozilla/5.0 (compatible; Yahoo! Slurp; http://help.yahoo.com/help/us/ysearch/slurp) | 58 | 0.02% | 157 |
| 196. | laycat.com_Mozilla/4.0 (compatible; MSIE 6.0; Windows NT 5.1) | 58 | 0.02% | 196 |
| 197. | ec2-75-101-129-73.compute-1.amazonaws.com_Mozilla/5.0 (Windows; U; Windows NT 5.1; en; rv:1.8.1) Gecko/20061010 Firefox/2.0 | 58 | 0.02% | 60 |
| 198. | llf320017.crawl.yahoo.net_Mozilla/5.0 (compatible; Yahoo! Slurp/3.0; http://help.yahoo.com/help/us/ysearch/slurp) | 58 | 0.02% | 2,528 |
| 199. | llf531170.crawl.yahoo.net_Mozilla/5.0 (compatible; Yahoo! Slurp; http://help.yahoo.com/help/us/ysearch/slurp) | 58 | 0.02% | 422 |
| 200. | 216.91.52.168_Mozilla/5.0 (compatible; Page2RSS/0.5; +http://page2rss.com/) | 57 | 0.02% | 61 |
| Subtotal for rows: 1 - 200 | | 48,471 | 20.89% | 524,944 |
| Other | | 183,563 | 79.11% | 867,368 |
| Total | | 232,034 | 100.00% | 1,392,312 |

items 1-200 of 5000

Top Visitors - Help Card



Column Definitions

Visitor

The IP address, domain name, or cookie of the visitor.

Visits

Number of times the specified visitor visited your site. A visit is a series of actions that begins when a visitor views their first page from the server, and ends when the visitor leaves the site or remains idle beyond the idle-time limit. The default idle-time limit is thirty minutes. This time limit can be changed by the system administrator.

Hits

Number of hits attributed to the specified visitor. Each file requested by a visitor registers as a hit. There can be several hits on each page. While the volume of hits reflects the amount of server traffic, it is not an accurate reflection of the number of pages viewed.



Report Descriptions

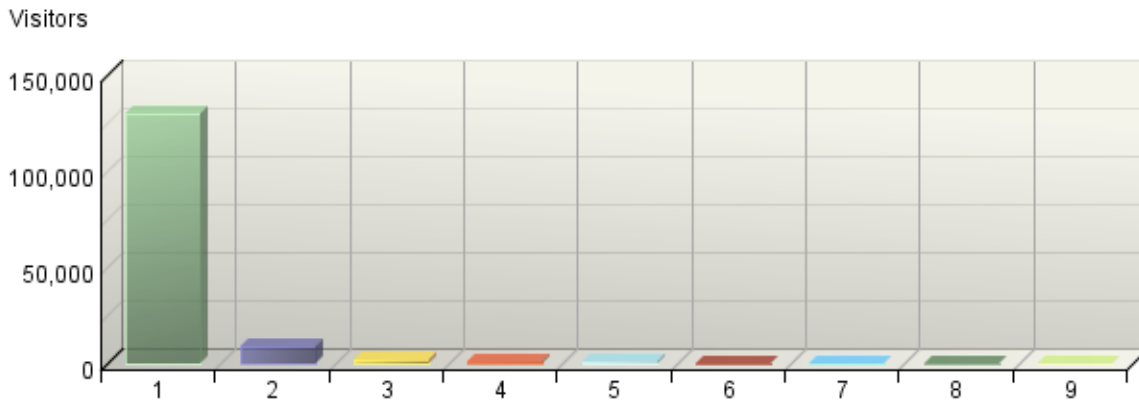
Consider the visitors who use the site most, and tailor your site to their interests and needs. If your site is an intranet, notice which employees use the site most, and find out what they like about it. You might also get feedback from those who use it the least and find out what they are looking for.

Note: If a visitor has a dynamic IP address, or if a group of visitors are behind a proxy server or firewall, this data might be misleading. In the case of a dynamic IP address, multiple IP addresses could be shown for a single visitor, and in the case of a firewall or proxy server, one IP address could be used by more than one visitor.

Visitors by Number of Visits

This report shows the distribution of visitors based on how many times each visitor visited your site.

Visitors by Number of Visits



Visitors by Number of Visits

| Number of Visits | Visitors | % Visitors |
|------------------|----------------|----------------|
| 1 visit | 129,771 | 89.21% |
| 2 visits | 9,330 | 6.41% |
| 3 visits | 2,334 | 1.60% |
| 4 visits | 1,073 | 0.74% |
| 5 visits | 618 | 0.42% |
| 6 visits | 392 | 0.27% |
| 7 visits | 273 | 0.19% |
| 8 visits | 224 | 0.15% |
| 9 visits | 171 | 0.12% |
| Other | 1,275 | 0.88% |
| Total | 145,461 | 100.00% |

items 1-9 of 9

Visitors by Number of Visits - Help Card



Column Definitions

Number of Visits

The number of visits by each visitor during the period of the report.

Visitors

Number of individuals who came to your site the amount of times specified in the Number of Visits column.

%

Percentage of visitors who came to your site the amount of times specified in the Number of Visits column.



Report Descriptions

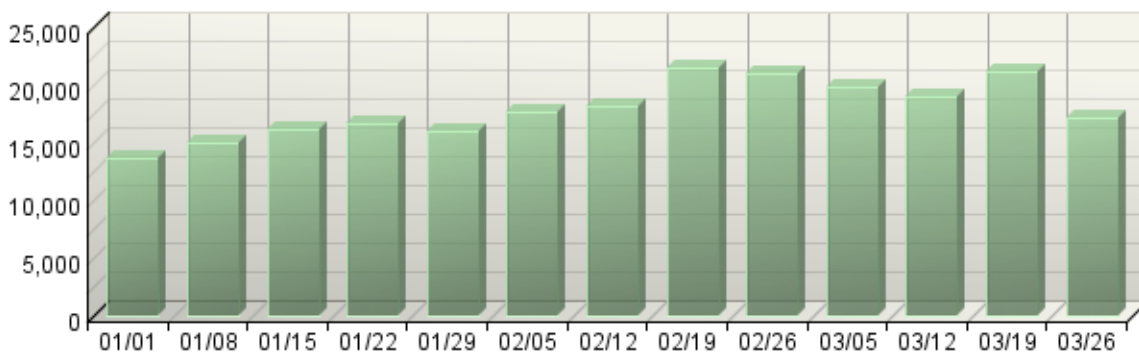
This information can indicate whether or not your site compels visitors to return. Updating web site content is one way to draw return visitors.

Visitors Trend

This report shows how many times visitors visited your web site and how long they stayed. The information is divided into time slices based on the duration of the log file. Some visits may span more than one time interval, and will be counted in each interval where they appear. The sum of visits for all intervals may therefore exceed the total visits shown in the Overview Dashboard page.

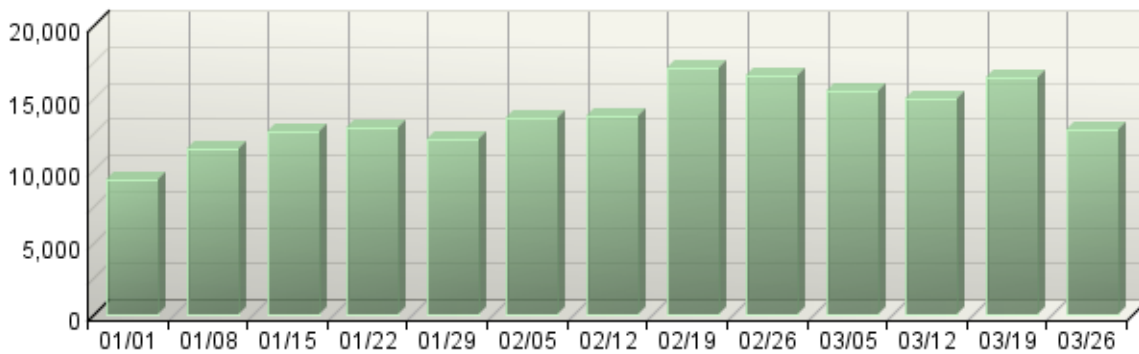
Active Visits Trend

Active Visits



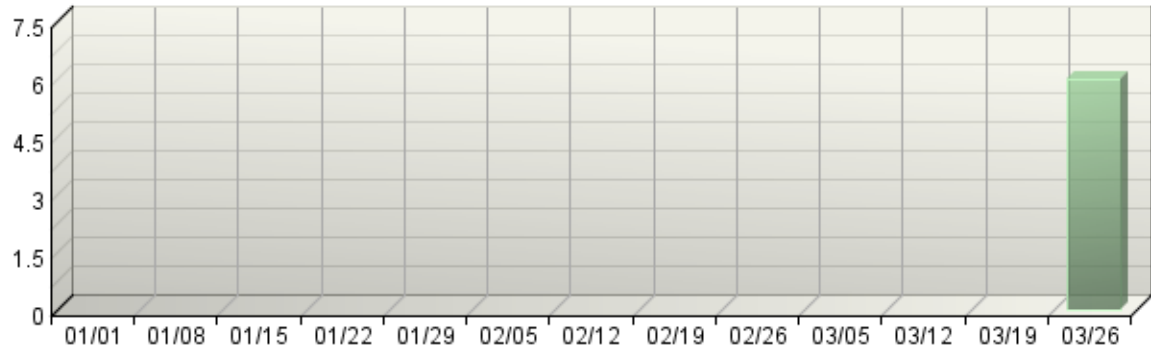
Visitors Trend

Visitors



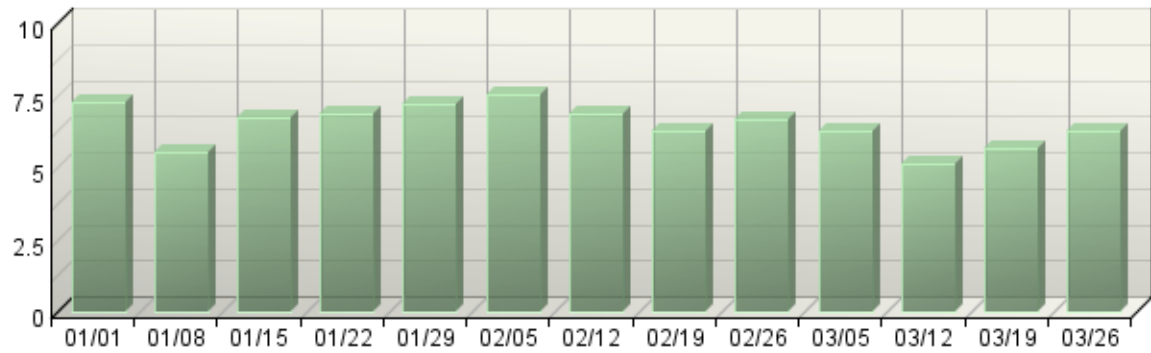
New Visitors Trend

New Visitors

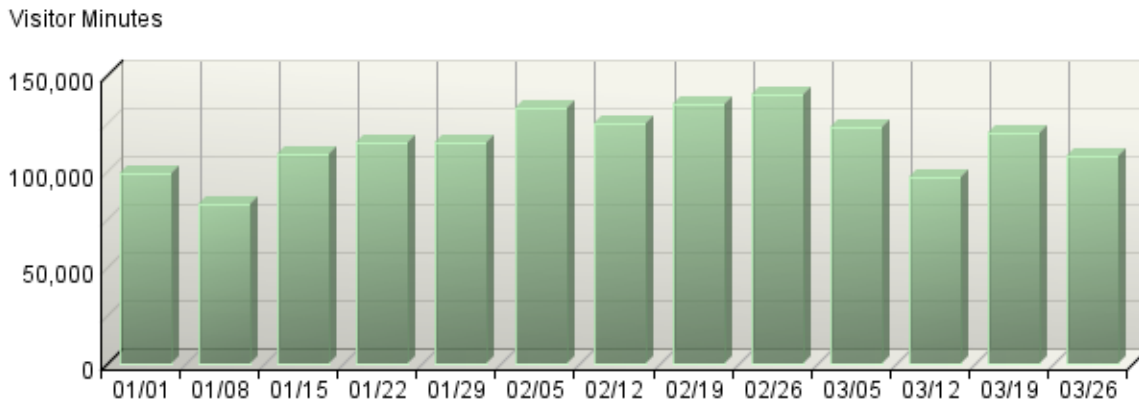


Average Length of Visit Trend

Average Visit Duration



Visitor Minutes Trend



Visitors Trend

| Time Interval | Active Visits | Visitors | New Visitors |
|---------------|---------------|----------|--------------|
| 01/01 | 13,727 | 9,332 | 0 |
| 01/08 | 14,989 | 11,450 | 0 |
| 01/15 | 16,224 | 12,601 | 0 |
| 01/22 | 16,700 | 12,983 | 0 |
| 01/29 | 15,965 | 12,184 | 0 |
| 02/05 | 17,628 | 13,544 | 0 |
| 02/12 | 18,211 | 13,719 | 0 |
| 02/19 | 21,502 | 17,007 | 0 |
| 02/26 | 20,982 | 16,523 | 0 |
| 03/05 | 19,785 | 15,426 | 0 |
| 03/12 | 19,000 | 14,962 | 0 |
| 03/19 | 21,094 | 16,441 | 0 |
| 03/26 | 17,247 | 12,735 | 6 |
| Total | - | - | 6 |

items 1-13 of 13

Visitors Trend

| Time Interval | Average Visit Duration | Visitor Minutes |
|---------------|------------------------|-----------------|
| 01/01 | 00:07:14 | 99,384.85 |
| 01/08 | 00:05:31 | 82,693.43 |
| 01/15 | 00:06:42 | 108,781.08 |
| 01/22 | 00:06:53 | 115,079.32 |

| Time Interval | Average Visit Duration | Visitor Minutes |
|----------------------|-------------------------------|------------------------|
| 01/29 | 00:07:12 | 114,966.18 |
| 02/05 | 00:07:31 | 132,538.72 |
| 02/12 | 00:06:52 | 125,236.33 |
| 02/19 | 00:06:17 | 135,195.47 |
| 02/26 | 00:06:41 | 140,263.67 |
| 03/05 | 00:06:14 | 123,396.95 |
| 03/12 | 00:05:07 | 97,498.8 |
| 03/19 | 00:05:40 | 119,760.45 |
| 03/26 | 00:06:16 | 108,179.27 |
| Total | - | 1,502,974.52 |

items 1-13 of 13

Visitors Trend - Help Card



Column Definitions

Time Interval (hour, day, etc.)

A one-year report displays monthly time increments. A one-quarter report displays weekly time increments. A one-month report or a one-week report displays daily time increments. A daily report displays hourly time increments. An hour-long interval marked 12:00, for example, includes all activity between 12:00 and 12:59.

Active Visits

Number of active visits to your web site. If a visit spans multiple time intervals, it is counted in each interval. Every visit from a visitor is counted, even if the same visitor came to your web site multiple times. Also included are zero-length visits. A zero-length visit occurs when all hits for that visit are logged with the exact same time stamp.

Visitors

Number of individuals who visited your site during the report interval. For a daily report, if someone visits more than once, that person is counted only the first time he or she visits. Values of "N/A" indicate that the detailed data required is not available. This situation occurs when the Top Visitors report has reached its configured limit or when reports for the corresponding period are turned off. For non-daily reports, the visitor measure total is "N/A" since the same visitor can be counted in multiple intervals.

New Visitors

Number of visitors who had never visited your web site before.

Average Visit Duration

The average amount of time visitors spent at your site within the given time interval. The data is formatted as hh:mm:ss (hours:minutes:seconds). The average visit duration is calculated by dividing the value from the Visitor Minutes column by the value from the Active Visits column.

Visitor Minutes

Number of minutes your web site was viewed, regardless of who was viewing it.



Report Descriptions

Use this page to determine which times your web site is busiest.

Daily averages cut off visits that continue into the next day, whereas weekly averages do not. Therefore, weekly averages may appear a bit longer than daily averages.

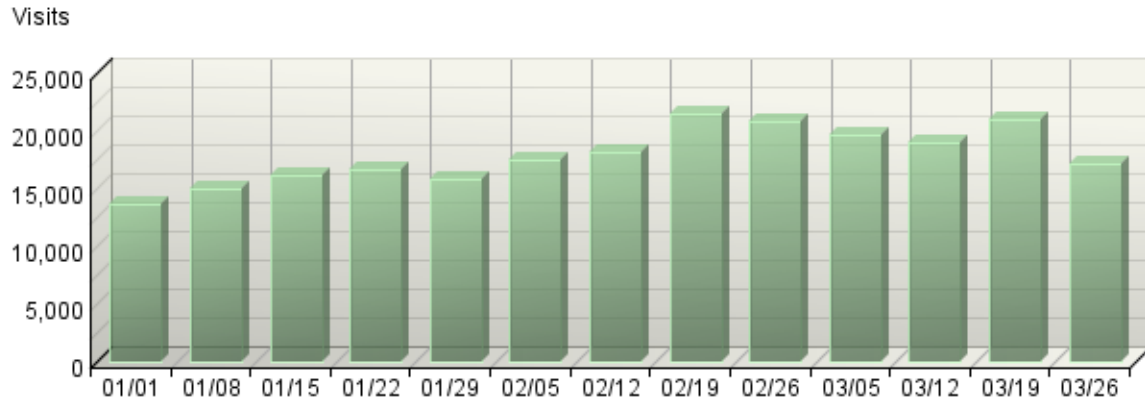
Total - The total for the column. Visits may span more than one time interval and are counted for each hour in this report. We therefore do not provide a total, which would be misleading.

Average - This row gives the average for each column.

Visits Trend

This report shows how the number of visits to your site changes over the course of the report period.

Visits Trend



Visits Trend

| Time Interval | Visits | % Visits |
|---------------|----------------|----------------|
| 01/01 | 13,658 | 5.88% |
| 01/08 | 14,944 | 6.44% |
| 01/15 | 16,157 | 6.96% |
| 01/22 | 16,636 | 7.16% |
| 01/29 | 15,916 | 6.85% |
| 02/05 | 17,550 | 7.56% |
| 02/12 | 18,126 | 7.81% |
| 02/19 | 21,428 | 9.23% |
| 02/26 | 20,910 | 9.01% |
| 03/05 | 19,709 | 8.49% |
| 03/12 | 18,954 | 8.16% |
| 03/19 | 21,028 | 9.06% |
| 03/26 | 17,182 | 7.40% |
| Total | 232,198 | 100.00% |

items 1-13 of 13

Visits Trend - Help Card



Column Definitions

Time Interval (hour, day, etc.)

A one-year report displays monthly time increments. A one-quarter report displays weekly time increments. A one-month report or a one-week report displays daily time increments. A daily report displays hourly time increments. An hour-long interval marked 12:00, for example, includes all activity between 12:00 and 12:59.

Visits

Number of visits to your site during the specified time interval. A visit is a series of actions that begins when a visitor views their first page from the server, and ends when the visitor leaves the site or remains idle beyond the idle-time limit. The default idle-time limit is thirty minutes. This time limit can be changed by the system administrator.

%

Percentage of visits to your site during the specified time interval compared with all visits to your site during the report period.



Report Descriptions

Periods of less activity can be considered good times for maintenance and content improvement.

Organizations

If you have enabled the WebTrends GeoTrends Database for this profile, this page will list the most active companies and other organizations visiting your web site.

Organizations by Visits

No data is available for this graph.

Organizations

No data is available for this table.

Organizations - Help Card



Column Definitions

Organization

The name of the organization, which could be a company, a government agency, a school, or any other type of organization. This name was determined by either of the following methods:

- The visitor's IP address matched an Intranet Domain configuration within the Admin Console.
- Looking up the visitor's IP address in the WebTrends GeoTrends Database.

Unknown

The organization could not be determined.

Domain Name

The text name (for example, netiq.com) corresponding to the visitor's IP address. The domain name can be determined from any of the following methods:

- The domain was logged by the web server.
- The IP address matched an Intranet Domain configuration within the Admin Console.
- DNS resolution.

IP addresses that do not resolve to a domain by these methods are categorized as follows:

- Reserved IP Address - The IP address falls within a block of reserved addresses. For example, 192.168.x.x and 10.x.x.x addresses are reserved for private networks.
- Unresolved IP Address - Category for IP addresses that did not resolve to a domain (perhaps because DNS resolution was disabled).

The domain name shown is the second-level domain name, such as netiq.com. For example, all visitors from sales.netiq.com, us.sales.netiq.com, and service.netiq.com are combined in the statistics for netiq.com. If the top-level domain name is a country code, then the third-level domain name is shown also (for example, anycompany.com.au).

Visits

Number of visits to your site from this organization. A visit is a series of actions that begins when a visitor views their first page from the server, and ends when the visitor leaves the site or remains idle beyond the idle-time limit. The default idle-time limit is thirty minutes. This time limit can be changed by the system administrator.

Hits

Number of hits to your site from this organization. Each file requested by a visitor registers as a hit. There can be several hits on each page. While the volume of hits reflects the amount of server traffic, it is not an accurate reflection of the number of pages viewed.



Report Descriptions

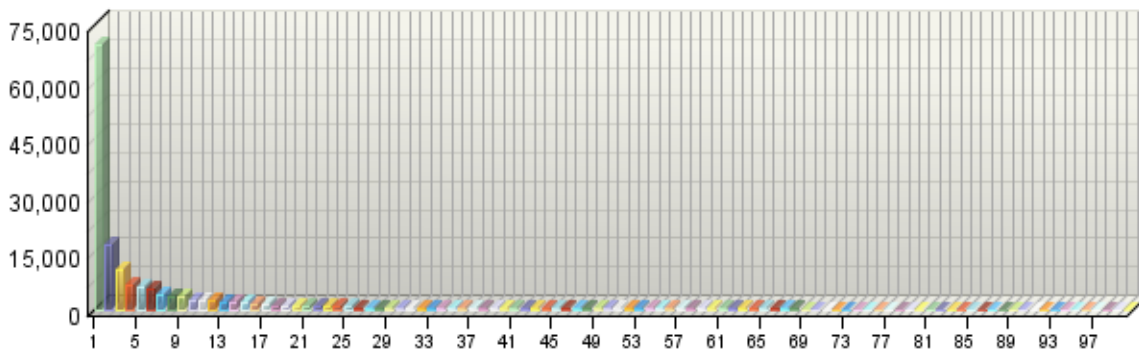
Use this information when you are interested in an organization as a whole, such as NetIQ Corporation. You can identify the major domain names from each company, such as netiq.com and webtrends.com from NetIQ.

Domain Names

This report lists the domain name that generates the most activity to your web site.

Domain Names by Visits

Visits



Domain Names

| | Domain Name | Visits | % Visits | Hits |
|-----|-----------------------|--------|----------|---------|
| 1. | Unresolved IP Address | 70,163 | 30.22% | 408,367 |
| 2. | msn.com | 17,102 | 7.37% | 48,893 |
| 3. | comcast.net | 10,486 | 4.52% | 34,998 |
| 4. | yahoo.net | 6,590 | 2.84% | 182,998 |
| 5. | rr.com | 6,234 | 2.68% | 19,438 |
| 6. | verizon.net | 5,432 | 2.34% | 17,839 |
| 7. | ask.com | 4,211 | 1.81% | 16,955 |
| 8. | fti.net | 3,726 | 1.60% | 6,647 |
| 9. | sbcglobal.net | 3,346 | 1.44% | 11,560 |
| 10. | cox.net | 2,680 | 1.15% | 7,949 |
| 11. | searchme.com | 2,644 | 1.14% | 22,771 |
| 12. | googlebot.com | 2,341 | 1.01% | 124,421 |
| 13. | bellsouth.net | 1,985 | 0.85% | 6,411 |
| 14. | aol.com | 1,965 | 0.85% | 2,494 |
| 15. | charter.com | 1,880 | 0.81% | 6,280 |
| 16. | qwest.net | 1,620 | 0.70% | 5,201 |
| 17. | amazonaws.com | 1,447 | 0.62% | 4,441 |
| 18. | optonline.net | 1,192 | 0.51% | 4,404 |
| 19. | dedi.digiweb.ie | 1,123 | 0.48% | 2,244 |

| | Domain Name | Visits | % Visits | Hits |
|-----|------------------------|---------------|-----------------|-------------|
| 20. | exabot.com | 1,048 | 0.45% | 2,225 |
| 21. | as13448.com | 948 | 0.41% | 982 |
| 22. | pacbell.net | 906 | 0.39% | 3,052 |
| 23. | 122.airtelbroadband.in | 886 | 0.38% | 10,171 |
| 24. | comcastbusiness.net | 798 | 0.34% | 2,570 |
| 25. | vsnl.net.in | 784 | 0.34% | 3,887 |
| 26. | swbell.net | 646 | 0.28% | 1,937 |
| 27. | bio2006.gc.ca | 625 | 0.27% | 2,382 |
| 28. | embarqhsd.net | 607 | 0.26% | 1,836 |
| 29. | mindspring.com | 607 | 0.26% | 2,986 |
| 30. | xo.net | 571 | 0.25% | 31,583 |
| 31. | covad.net | 532 | 0.23% | 1,296 |
| 32. | abo.wanadoo.fr | 496 | 0.21% | 2,347 |
| 33. | myvzw.com | 488 | 0.21% | 1,200 |
| 34. | pldt.net | 449 | 0.19% | 2,319 |
| 35. | ameritech.net | 446 | 0.19% | 2,111 |
| 36. | dotnetdotcom.org | 444 | 0.19% | 6,012 |
| 37. | rogers.com | 443 | 0.19% | 1,542 |
| 38. | usgs.gov | 419 | 0.18% | 1,230 |
| 39. | tedata.net | 410 | 0.18% | 3,413 |
| 40. | washington.edu | 396 | 0.17% | 1,117 |
| 41. | windstream.net | 388 | 0.17% | 1,151 |
| 42. | psu.edu | 388 | 0.17% | 726 |
| 43. | epa.gov | 381 | 0.16% | 20,295 |
| 44. | btcentralplus.com | 372 | 0.16% | 1,263 |
| 45. | mchsi.com | 371 | 0.16% | 1,037 |
| 46. | speakeasy.net | 367 | 0.16% | 850 |
| 47. | rcn.com | 358 | 0.15% | 1,035 |
| 48. | dsl.bell.ca | 347 | 0.15% | 1,254 |
| 49. | suddenlink.net | 341 | 0.15% | 949 |
| 50. | cos.com | 340 | 0.15% | 1,701 |
| 51. | army.mil | 327 | 0.14% | 1,020 |
| 52. | ufl.edu | 326 | 0.14% | 3,274 |
| 53. | ncsu.edu | 323 | 0.14% | 944 |
| 54. | leaseweb.com | 322 | 0.14% | 1,941 |
| 55. | telkom.net.id | 315 | 0.14% | 1,151 |
| 56. | shawcable.net | 306 | 0.13% | 731 |
| 57. | tamu.edu | 303 | 0.13% | 916 |
| 58. | spscdns.net | 295 | 0.13% | 925 |
| 59. | state.tx.us | 288 | 0.12% | 337 |
| 60. | uiuc.edu | 288 | 0.12% | 1,039 |

| | Domain Name | Visits | % Visits | Hits |
|------|-----------------------|---------------|-----------------|-------------|
| 61. | cuill.com | 276 | 0.12% | 16,811 |
| 62. | hinet.net | 276 | 0.12% | 1,984 |
| 63. | riverglassinc.com | 268 | 0.12% | 2,192 |
| 64. | umn.edu | 265 | 0.11% | 820 |
| 65. | unc.edu | 262 | 0.11% | 675 |
| 66. | prod-infinitem.com.mx | 262 | 0.11% | 689 |
| 67. | purdue.edu | 259 | 0.11% | 776 |
| 68. | twtelecom.net | 254 | 0.11% | 3,145 |
| 69. | cazoodle.com | 250 | 0.11% | 403 |
| 70. | umich.edu | 248 | 0.11% | 749 |
| 71. | ntl.com | 243 | 0.10% | 824 |
| 72. | noaa.gov | 240 | 0.10% | 510 |
| 73. | ovh.net | 237 | 0.10% | 2,278 |
| 74. | t-dialin.net | 235 | 0.10% | 803 |
| 75. | tm.net.my | 234 | 0.10% | 867 |
| 76. | nih.gov | 232 | 0.10% | 494 |
| 77. | rima-tde.net | 231 | 0.10% | 1,279 |
| 78. | blueyonder.co.uk | 230 | 0.10% | 811 |
| 79. | columbia.edu | 229 | 0.10% | 691 |
| 80. | harvard.edu | 228 | 0.10% | 826 |
| 81. | frontiernet.net | 228 | 0.10% | 724 |
| 82. | centurytel.net | 224 | 0.10% | 617 |
| 83. | rutgers.edu | 220 | 0.09% | 861 |
| 84. | in-addr.arpa | 219 | 0.09% | 1,001 |
| 85. | usda.gov | 219 | 0.09% | 599 |
| 86. | duke.edu | 218 | 0.09% | 776 |
| 87. | logika.net | 214 | 0.09% | 222 |
| 88. | msu.edu | 210 | 0.09% | 734 |
| 89. | Berkeley.EDU | 208 | 0.09% | 699 |
| 90. | oregonstate.edu | 207 | 0.09% | 668 |
| 91. | algx.net | 203 | 0.09% | 481 |
| 92. | vt.edu | 197 | 0.08% | 670 |
| 93. | colostate.edu | 191 | 0.08% | 517 |
| 94. | fuse.net | 190 | 0.08% | 743 |
| 95. | tds.net | 188 | 0.08% | 667 |
| 96. | barak-online.net | 186 | 0.08% | 236 |
| 97. | sky.com | 185 | 0.08% | 509 |
| 98. | insightbb.com | 184 | 0.08% | 606 |
| 99. | maxonline.com.sg | 183 | 0.08% | 1,026 |
| 100. | umd.edu | 178 | 0.08% | 574 |
| 101. | clearwire-dns.net | 177 | 0.08% | 692 |

| | Domain Name | Visits | % Visits | Hits |
|------|-------------------------|---------------|-----------------|-------------|
| 102. | ces.mil | 174 | 0.07% | 7,289 |
| 103. | planetdiscover.com | 173 | 0.07% | 6,198 |
| 104. | navy.mil | 170 | 0.07% | 549 |
| 105. | pnl.gov | 169 | 0.07% | 249 |
| 106. | utexas.edu | 168 | 0.07% | 463 |
| 107. | arizona.edu | 168 | 0.07% | 435 |
| 108. | myfairpoint.net | 167 | 0.07% | 488 |
| 109. | af.mil | 167 | 0.07% | 382 |
| 110. | 163data.com.cn | 166 | 0.07% | 455 |
| 111. | cableone.net | 165 | 0.07% | 547 |
| 112. | gatech.edu | 165 | 0.07% | 624 |
| 113. | bresnan.net | 164 | 0.07% | 470 |
| 114. | mycingular.net | 164 | 0.07% | 281 |
| 115. | infonet.com | 160 | 0.07% | 217 |
| 116. | cornell.edu | 160 | 0.07% | 579 |
| 117. | wildblue.net | 159 | 0.07% | 462 |
| 118. | telus.net | 159 | 0.07% | 865 |
| 119. | iastate.edu | 159 | 0.07% | 332 |
| 120. | bigpond.net.au | 159 | 0.07% | 381 |
| 121. | ttnet.net.tr | 156 | 0.07% | 743 |
| 122. | cdc.gov | 154 | 0.07% | 684 |
| 123. | CMU.EDU | 153 | 0.07% | 320 |
| 124. | fs.fed.us | 153 | 0.07% | 395 |
| 125. | wisc.edu | 152 | 0.07% | 369 |
| 126. | Stanford.EDU | 152 | 0.07% | 12,763 |
| 127. | yahoo.com | 151 | 0.07% | 291 |
| 128. | wsu.edu | 150 | 0.06% | 424 |
| 129. | dcn.ro | 150 | 0.06% | 504 |
| 130. | nps.edu | 149 | 0.06% | 479 |
| 131. | ohio-state.edu | 146 | 0.06% | 423 |
| 132. | ucdavis.edu | 146 | 0.06% | 436 |
| 133. | usma.edu | 145 | 0.06% | 296 |
| 134. | retail.telecomitalia.it | 139 | 0.06% | 468 |
| 135. | wideopenwest.com | 139 | 0.06% | 524 |
| 136. | link.com.eg | 139 | 0.06% | 2,022 |
| 137. | asu.edu | 137 | 0.06% | 669 |
| 138. | colorado.edu | 136 | 0.06% | 554 |
| 139. | uc.edu | 135 | 0.06% | 338 |
| 140. | mtu.edu | 132 | 0.06% | 348 |
| 141. | telkom-ipnet.co.za | 132 | 0.06% | 173 |
| 142. | uga.edu | 131 | 0.06% | 405 |

| | Domain Name | Visits | % Visits | Hits |
|------|-------------------------|---------------|-----------------|-------------|
| 143. | as9105.com | 131 | 0.06% | 319 |
| 144. | mtnl.net.in | 131 | 0.06% | 466 |
| 145. | asianet.co.th | 130 | 0.06% | 840 |
| 146. | fsu.edu | 127 | 0.05% | 310 |
| 147. | gci.net | 121 | 0.05% | 362 |
| 148. | aircel.co.in | 121 | 0.05% | 439 |
| 149. | yale.edu | 121 | 0.05% | 420 |
| 150. | mc.videotron.ca | 118 | 0.05% | 468 |
| 151. | ttu.edu | 117 | 0.05% | 361 |
| 152. | theplanet.co.uk | 117 | 0.05% | 246 |
| 153. | hyperfast.net | 116 | 0.05% | 303 |
| 154. | bezeqint.net | 116 | 0.05% | 307 |
| 155. | ca.gov | 116 | 0.05% | 244 |
| 156. | okstate.edu | 115 | 0.05% | 271 |
| 157. | cgocable.net | 115 | 0.05% | 411 |
| 158. | adobe.com | 115 | 0.05% | 239 |
| 159. | smartbro.net | 115 | 0.05% | 501 |
| 160. | netvision.net.il | 113 | 0.05% | 332 |
| 161. | msstate.edu | 113 | 0.05% | 364 |
| 162. | virtua.com.br | 112 | 0.05% | 798 |
| 163. | direcway.com | 112 | 0.05% | 363 |
| 164. | sify.net | 111 | 0.05% | 455 |
| 165. | unl.edu | 110 | 0.05% | 537 |
| 166. | indiana.edu | 110 | 0.05% | 497 |
| 167. | nsf.gov | 109 | 0.05% | 193 |
| 168. | rti.org | 108 | 0.05% | 413 |
| 169. | drexel.edu | 108 | 0.05% | 394 |
| 170. | optusnet.com.au | 107 | 0.05% | 330 |
| 171. | knology.net | 107 | 0.05% | 939 |
| 172. | direcpc.com | 107 | 0.05% | 295 |
| 173. | nasa.gov | 106 | 0.05% | 482 |
| 174. | unh.edu | 104 | 0.04% | 336 |
| 175. | about.com | 104 | 0.04% | 180 |
| 176. | internetserviceteam.com | 104 | 0.04% | 327 |
| 177. | zoominternet.net | 103 | 0.04% | 358 |
| 178. | raytheon.com | 103 | 0.04% | 263 |
| 179. | missouri.edu | 103 | 0.04% | 254 |
| 180. | Level3.net | 102 | 0.04% | 331 |
| 181. | earthmeanders.com | 102 | 0.04% | 10,474 |
| 182. | udel.edu | 102 | 0.04% | 443 |
| 183. | NoDak.edu | 101 | 0.04% | 239 |

| | Domain Name | Visits | % Visits | Hits |
|-----------------------------------|----------------------------------|----------------|-----------------|------------------|
| 184. | netvigator.com | 101 | 0.04% | 320 |
| 185. | maine.edu | 100 | 0.04% | 266 |
| 186. | secureserver.net | 100 | 0.04% | 185 |
| 187. | saudi.net.sa | 100 | 0.04% | 746 |
| 188. | google.com | 99 | 0.04% | 172 |
| 189. | uconn.edu | 99 | 0.04% | 277 |
| 190. | jhsph.edu | 96 | 0.04% | 404 |
| 191. | proxad.net | 95 | 0.04% | 287 |
| 192. | home.otenet.gr | 95 | 0.04% | 260 |
| 193. | ucar.edu | 94 | 0.04% | 142 |
| 194. | ucla.edu | 94 | 0.04% | 353 |
| 195. | bethere.co.uk | 93 | 0.04% | 322 |
| 196. | lyse.net | 93 | 0.04% | 99 |
| 197. | jouy.inra.fr | 93 | 0.04% | 442 |
| 198. | ptd.net | 92 | 0.04% | 265 |
| 199. | umontana.edu | 92 | 0.04% | 249 |
| 200. | gaoland.net | 91 | 0.04% | 295 |
| Subtotal for rows: 1 - 200 | | 187,593 | 80.79% | 1,190,379 |
| Other | | 44,605 | 19.21% | 203,644 |
| Total | | 232,198 | 100.00% | 1,394,023 |

items 1-200 of 2000

Domain Names - Help Card



Column Definitions

Domain Name

The text name (for example, netiq.com) corresponding to the visitor's IP address. The domain name can be determined from any of the following methods:

- The domain was logged by the web server.
- The IP address matched an Intranet Domain configuration within the Admin Console.
- DNS resolution.

IP addresses that do not resolve to a domain by these methods are categorized as follows:

- Reserved IP Address - The IP address falls within a block of reserved addresses. For example, 192.168.x.x and 10.x.x.x addresses are reserved for private networks.
- Unresolved IP Address - Category for IP addresses that did not resolve to a domain (perhaps because DNS resolution was disabled).

The domain name shown is the second-level domain name, such as netiq.com. For example, all visitors from sales.netiq.com, us.sales.netiq.com, and service.netiq.com are combined in the statistics for netiq.com. If the top-level domain name is a country code, then the third-level domain name is shown also (for example, anycompany.com.au).

Visits

Number of visits to your site from this domain name. A visit is a series of actions that begins when a visitor views their first page from the server, and ends when the visitor leaves the site or remains idle beyond the idle-time limit. The default idle-time limit is thirty minutes. This time limit can be changed by the system administrator.

Hits

Number of hits to your site from this domain name. Each file requested by a visitor registers as a hit. There can be several hits on each page. While the volume of hits reflects the amount of server traffic, it is not an accurate reflection of the number of pages viewed.



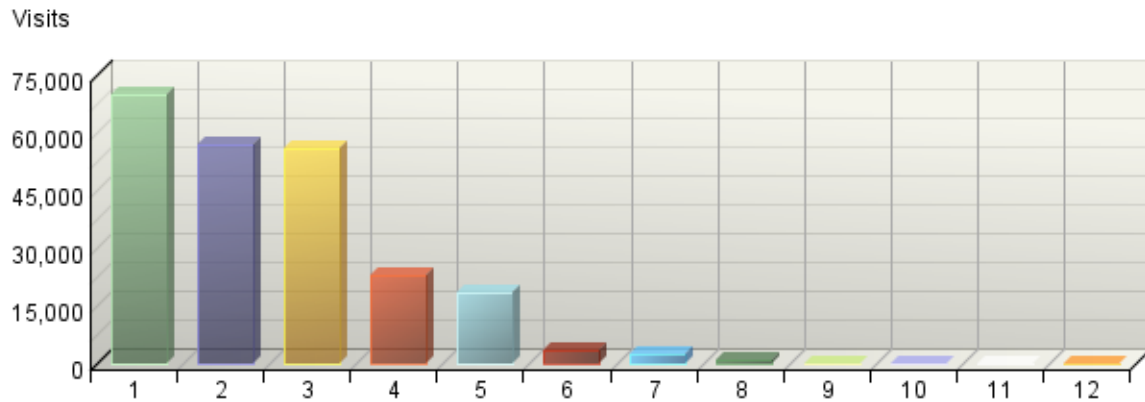
Report Descriptions

Use this information when you are interested in high-level domain names of visitors generating the most activity to your web site.

Top-Level Domain Types

This report provides a breakdown of top-level domain types.

Top-Level Domain Types by Visits



Top-Level Domain Types

| Top-Level Domain Types | Visits | % Visits | Hits |
|------------------------|----------------|----------------|------------------|
| Unresolved IP Address | 70,163 | 30.22% | 408,367 |
| Network | 56,981 | 24.54% | 389,638 |
| Commercial | 55,891 | 24.07% | 342,101 |
| Unknown | 23,228 | 10.00% | 124,510 |
| Education | 18,335 | 7.90% | 76,437 |
| Government | 3,618 | 1.56% | 29,992 |
| Organization | 2,568 | 1.11% | 11,933 |
| Military | 1,033 | 0.44% | 9,661 |
| ARPANET | 221 | 0.10% | 1,007 |
| Informational | 130 | 0.06% | 225 |
| Business | 15 | 0.01% | 55 |
| International | 15 | 0.01% | 97 |
| Total | 232,198 | 100.00% | 1,394,023 |

items 1-12 of 12

Top-Level Domain Types - Help Card



Column Definitions

Reserved IP Address

The IP address falls within a block of reserved addresses. For example, 192.168.x.x and 10.x.x.x addresses are reserved for private networks.

Unresolved IP Address

Category for IP addresses that did not resolve to a domain (perhaps because DNS resolution was disabled).

Unknown

The domain suffix did not match any of the top-level domain categories.

Top-Level Domain

The suffix of a domain name. A top-level domain can be based on the type of organization (.com, .edu, .museum, .name, etc) or it can be a country code (.uk, .de, .jp, .us, etc.). The top-level domain can be used to identify the type of web site. The following is a partial list of how this report categorizes top-level domains:

- ARPANET: .arpa
- Commercial: .com .co .com.[country code] .co.[country code] .firm.co .firm.ve .ltd.uk .info .biz
- Education: .edu .edu.[country-code] .ed.[country code] .ac.[country code] .school.[country code] .k12.[country code] .re.kr .sch.uk .edunet.tn
- International: .int .int.co .int.ve .intl.tn
- Government: .gov .gov.[country code] .gove.[country code] .go.[country code]
- Military: .mil .mil.[country code]
- Network: .net .ad.jp .ne.kr .net.[country code]
- Organization: .org .or .org.[country code] .or.[country code]
- Personal: .name

Visits

Number of visits to your site from the specified top-level domain. A visit is a series of actions that begins when a visitor views their first page from the server, and ends when the visitor leaves the site or remains idle beyond the idle-time limit. The default idle-time limit is thirty minutes. This time limit can be changed by the system administrator.

Hits

Number of hits to your site from the specified top-level domain. Each file requested by a visitor registers as a hit. There can be several hits on each page. While the volume of hits reflects the amount of server traffic, it is not an accurate reflection of the number of pages viewed.



Report Descriptions

Consider which types of organizations are interested in your site, and consider how you can interest other types of organizations.

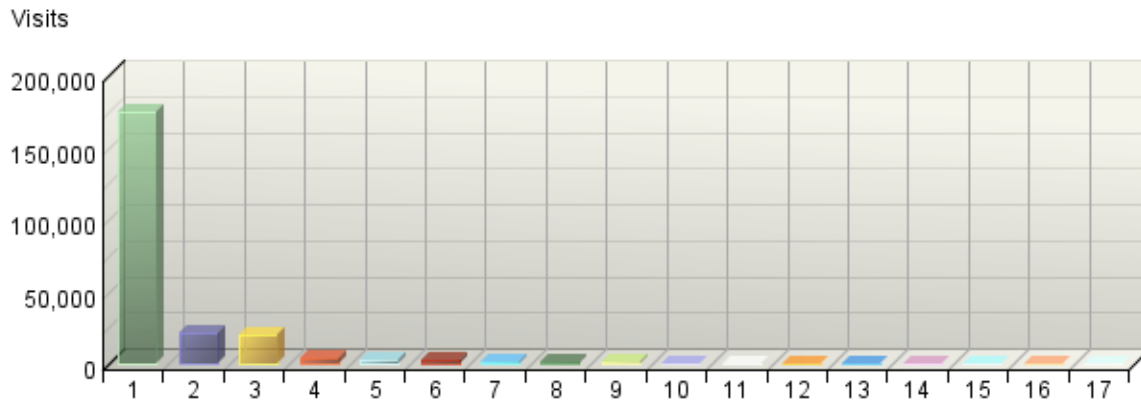
Note: This information can be displayed only if reverse DNS lookups have been performed. Even when DNS lookups are performed, some IP addresses cannot be resolved to a domain name.

Total - This represents the total visits or hits where there was sufficient information to identify the top-level domain. This number may be less than the total activity overall.

Regions

This report identifies the top geographic regions of the visitors to your site.

Regions by Visits



Regions

| | Regions | Visits | % Visits |
|-----|--------------------|----------------|-----------------|
| 1. | North America | 174,222 | 75.03% |
| 2. | Western Europe | 21,235 | 9.15% |
| 3. | Asia | 20,358 | 8.77% |
| 4. | Australia | 3,655 | 1.57% |
| 5. | Middle East | 3,141 | 1.35% |
| 6. | Eastern Europe | 2,319 | 1.00% |
| 7. | Northern Europe | 1,839 | 0.79% |
| 8. | South America | 1,618 | 0.70% |
| 9. | Eastern Africa | 1,559 | 0.67% |
| 10. | Southern Africa | 616 | 0.27% |
| 11. | Caribbean Islands | 513 | 0.22% |
| 12. | Northern Africa | 502 | 0.22% |
| 13. | Western Africa | 254 | 0.11% |
| 14. | Pacific Islands | 198 | 0.09% |
| 15. | Central America | 152 | 0.07% |
| 16. | Central Africa | 16 | 0.01% |
| 17. | Region Unspecified | 1 | 0.00% |
| | Total | 232,198 | 100.00% |

items 1-17 of 17

Regions - Help Card



Column Definitions

Regions

The geographic part of the world where visitors to your web site are located. "Region Unspecified" represents visitors whose geographic region could not be determined. "Region Unknown" represents visitors whose country has been determined but not identified with a specific region. If the WebTrends GeoTrends Database is turned on for this profile, the region is determined by looking up the visitor's IP address in this database. If GeoTrends is not enabled, the region will be determined from the domain name.

Visits

Number of visits from this geographic region. A visit is a series of actions that begins when a visitor views their first page from the server, and ends when the visitor leaves the site or remains idle beyond the idle-time limit. The default idle-time limit is thirty minutes. This time limit can be changed by the system administrator.

%

Percentage of total visits that were from this geographic region.



Report Descriptions

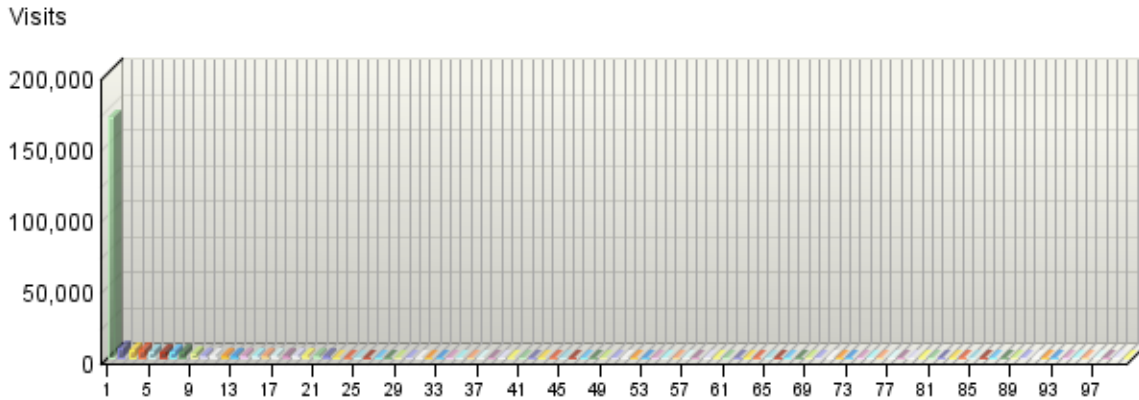
This information can help you meet the needs of your target audience as well as discover new audiences. Consider how you can make the content comprehensive and relevant to an international audience.

Note: Use this information carefully because it is based on Internet registration, and may not always be an accurate identifier of the visitor's actual location.

Countries

This report identifies the top countries of the visitors to your site.

Countries by Visits



Countries

| | Countries | Visits | % Visits |
|-----|---|---------------|-----------------|
| 1. | United States (US) | 169,331 | 72.93% |
| 2. | France (FR) | 6,629 | 2.85% |
| 3. | India (IN) | 5,474 | 2.36% |
| 4. | China (CN) | 4,810 | 2.07% |
| 5. | United Kingdom (UK) | 4,346 | 1.87% |
| 6. | Canada (CA) | 4,337 | 1.87% |
| 7. | Western Europe - country unspecified (EU) | 3,810 | 1.64% |
| 8. | Australia (AU) | 3,655 | 1.57% |
| 9. | Korea (South) (KR) | 3,156 | 1.36% |
| 10. | Germany (DE) | 1,982 | 0.85% |
| 11. | Japan (JP) | 1,198 | 0.52% |
| 12. | Sweden (SE) | 1,169 | 0.50% |
| 13. | Netherlands (NL) | 1,100 | 0.47% |
| 14. | Mauritius (MU) | 1,046 | 0.45% |
| 15. | Singapore (SG) | 1,031 | 0.44% |
| 16. | Iran (IR) | 869 | 0.37% |
| 17. | Malaysia (MY) | 855 | 0.37% |
| 18. | Italy (IT) | 815 | 0.35% |
| 19. | Spain (ES) | 783 | 0.34% |

| | Countries | Visits | % Visits |
|-----|---------------------------|---------------|-----------------|
| 20. | Uruguay (UY) | 751 | 0.32% |
| 21. | Taiwan (TW) | 707 | 0.30% |
| 22. | Philippines (PH) | 697 | 0.30% |
| 23. | Israel (IL) | 633 | 0.27% |
| 24. | Indonesia (ID) | 608 | 0.26% |
| 25. | Thailand (TH) | 580 | 0.25% |
| 26. | Mexico (MX) | 554 | 0.24% |
| 27. | South Africa (ZA) | 540 | 0.23% |
| 28. | Turkey (TR) | 496 | 0.21% |
| 29. | Romania (RO) | 434 | 0.19% |
| 30. | Hong Kong (HK) | 430 | 0.19% |
| 31. | Switzerland (CH) | 385 | 0.17% |
| 32. | Brazil (BR) | 373 | 0.16% |
| 33. | Poland (PL) | 358 | 0.15% |
| 34. | Egypt (EG) | 352 | 0.15% |
| 35. | United Arab Emirates (AE) | 346 | 0.15% |
| 36. | Russian Federation (RU) | 337 | 0.15% |
| 37. | Saudi Arabia (SA) | 331 | 0.14% |
| 38. | Belgium (BE) | 323 | 0.14% |
| 39. | Portugal (PT) | 307 | 0.13% |
| 40. | Ireland (IE) | 300 | 0.13% |
| 41. | Puerto Rico (PR) | 288 | 0.12% |
| 42. | Denmark (DK) | 250 | 0.11% |
| 43. | Ethiopia (ET) | 231 | 0.10% |
| 44. | Greece (GR) | 211 | 0.09% |
| 45. | Czech Republic (CZ) | 205 | 0.09% |
| 46. | Finland (FI) | 202 | 0.09% |
| 47. | Norway (NO) | 196 | 0.08% |
| 48. | Pakistan (PK) | 183 | 0.08% |
| 49. | Austria (AT) | 182 | 0.08% |
| 50. | Bulgaria (BG) | 178 | 0.08% |
| 51. | Ukraine (UA) | 162 | 0.07% |
| 52. | New Zealand (NZ) | 161 | 0.07% |
| 53. | Kenya (KE) | 155 | 0.07% |
| 54. | Viet Nam (VN) | 154 | 0.07% |
| 55. | Sri Lanka (LK) | 127 | 0.05% |
| 56. | Nigeria (NG) | 125 | 0.05% |
| 57. | Hungary (HU) | 118 | 0.05% |
| 58. | Bangladesh (BD) | 116 | 0.05% |
| 59. | Colombia (CO) | 104 | 0.04% |
| 60. | Argentina (AR) | 97 | 0.04% |

| | Countries | Visits | % Visits |
|------|----------------------------------|---------------|-----------------|
| 61. | Peru (PE) | 97 | 0.04% |
| 62. | Yugoslavia (YU) | 97 | 0.04% |
| 63. | Costa Rica (CR) | 94 | 0.04% |
| 64. | Chile (CL) | 89 | 0.04% |
| 65. | Croatia (Hrvatska) (HR) | 83 | 0.04% |
| 66. | Syria (SY) | 80 | 0.03% |
| 67. | Jordan (JO) | 72 | 0.03% |
| 68. | Jamaica (JM) | 69 | 0.03% |
| 69. | Slovenia (SI) | 68 | 0.03% |
| 70. | Uganda (UG) | 65 | 0.03% |
| 71. | Venezuela (VE) | 64 | 0.03% |
| 72. | Kuwait (KW) | 59 | 0.03% |
| 73. | Slovak Republic (SK) | 59 | 0.03% |
| 74. | Latvia (LV) | 53 | 0.02% |
| 75. | Luxembourg (LU) | 47 | 0.02% |
| 76. | Sudan (SD) | 46 | 0.02% |
| 77. | Morocco (MA) | 46 | 0.02% |
| 78. | Tanzania (TZ) | 46 | 0.02% |
| 79. | Oman (OM) | 46 | 0.02% |
| 80. | Nepal (NP) | 43 | 0.02% |
| 81. | Lithuania (LT) | 42 | 0.02% |
| 82. | Lebanon (LB) | 40 | 0.02% |
| 83. | Qatar (QA) | 39 | 0.02% |
| 84. | Moldova (MD) | 33 | 0.01% |
| 85. | Ghana (GH) | 33 | 0.01% |
| 86. | Mongolia (MN) | 31 | 0.01% |
| 87. | Bahrain (BH) | 31 | 0.01% |
| 88. | Palestinian Territories (PS) | 31 | 0.01% |
| 89. | Myanmar (MM) | 29 | 0.01% |
| 90. | Estonia (EE) | 29 | 0.01% |
| 91. | Trinidad and Tobago (TT) | 27 | 0.01% |
| 92. | Cyprus (CY) | 25 | 0.01% |
| 93. | Yemen (YE) | 25 | 0.01% |
| 94. | Dominican Republic (DO) | 24 | 0.01% |
| 95. | Libya (LY) | 24 | 0.01% |
| 96. | Cote D'Ivoire (Ivory Coast) (CI) | 22 | 0.01% |
| 97. | Senegal (SN) | 22 | 0.01% |
| 98. | Iceland (IS) | 21 | 0.01% |
| 99. | Zambia (ZM) | 21 | 0.01% |
| 100. | Panama (PA) | 20 | 0.01% |
| 101. | Algeria (DZ) | 20 | 0.01% |

| | Countries | Visits | % Visits |
|------|-----------------------------|---------------|-----------------|
| 102. | Ecuador (EC) | 20 | 0.01% |
| 103. | Belarus (BY) | 19 | 0.01% |
| 104. | Barbados (BB) | 19 | 0.01% |
| 105. | Cambodia (KH) | 18 | 0.01% |
| 106. | Bahamas (BS) | 18 | 0.01% |
| 107. | Iraq (IQ) | 18 | 0.01% |
| 108. | Guam (GU) | 16 | 0.01% |
| 109. | Azerbaijan (AZ) | 16 | 0.01% |
| 110. | Belize (BZ) | 15 | 0.01% |
| 111. | Tunisia (TN) | 14 | 0.01% |
| 112. | Georgia (GE) | 14 | 0.01% |
| 113. | Malta (MT) | 14 | 0.01% |
| 114. | Zimbabwe (ZW) | 14 | 0.01% |
| 115. | Cameroon (CM) | 13 | 0.01% |
| 116. | Macedonia (MK) | 13 | 0.01% |
| 117. | Kyrgyzstan (KG) | 12 | 0.01% |
| 118. | Cuba (CU) | 12 | 0.01% |
| 119. | Brunei Darussalam (BN) | 11 | 0.00% |
| 120. | Guyana (GY) | 11 | 0.00% |
| 121. | Rwanda (RW) | 11 | 0.00% |
| 122. | Mali (ML) | 11 | 0.00% |
| 123. | Albania (AL) | 11 | 0.00% |
| 124. | Grenada (GD) | 10 | 0.00% |
| 125. | Bosnia and Herzegovina (BA) | 10 | 0.00% |
| 126. | Malawi (MW) | 10 | 0.00% |
| 127. | Armenia (AM) | 10 | 0.00% |
| 128. | Fiji (FJ) | 10 | 0.00% |
| 129. | Bhutan (BT) | 9 | 0.00% |
| 130. | Bolivia (BO) | 9 | 0.00% |
| 131. | Antigua and Barbuda (AG) | 9 | 0.00% |
| 132. | Laos (LA) | 8 | 0.00% |
| 133. | Namibia (NA) | 8 | 0.00% |
| 134. | Papua New Guinea (PG) | 8 | 0.00% |
| 135. | El Salvador (SV) | 8 | 0.00% |
| 136. | Afghanistan (AF) | 8 | 0.00% |
| 137. | Uzbekistan (UZ) | 7 | 0.00% |
| 138. | Lesotho (LS) | 7 | 0.00% |
| 139. | Kazakhstan (KZ) | 7 | 0.00% |
| 140. | Djibouti (DJ) | 6 | 0.00% |
| 141. | Guatemala (GT) | 6 | 0.00% |
| 142. | Mozambique (MZ) | 6 | 0.00% |

| | Countries | Visits | % Visits |
|------|-------------------------------------|---------------|-----------------|
| 143. | Swaziland (SZ) | 6 | 0.00% |
| 144. | Netherlands Antilles (AN) | 6 | 0.00% |
| 145. | Nicaragua (NI) | 6 | 0.00% |
| 146. | Macau (MO) | 5 | 0.00% |
| 147. | Virgin Islands (U.S.) (VI) | 5 | 0.00% |
| 148. | Northern Mariana Islands (MP) | 5 | 0.00% |
| 149. | Cayman Islands (KY) | 5 | 0.00% |
| 150. | Guinea (GN) | 5 | 0.00% |
| 151. | Liberia (LR) | 5 | 0.00% |
| 152. | Togo (TG) | 5 | 0.00% |
| 153. | Madagascar (MG) | 4 | 0.00% |
| 154. | Maldives (MV) | 4 | 0.00% |
| 155. | Botswana (BW) | 4 | 0.00% |
| 156. | Sierra Leone (SL) | 4 | 0.00% |
| 157. | St. Kitts and Nevis (KN) | 3 | 0.00% |
| 158. | Dominica (DM) | 3 | 0.00% |
| 159. | Virgin Islands (British) (VG) | 3 | 0.00% |
| 160. | Burkina Faso (BF) | 3 | 0.00% |
| 161. | Benin (BJ) | 3 | 0.00% |
| 162. | Niger (NE) | 3 | 0.00% |
| 163. | Haiti (HT) | 3 | 0.00% |
| 164. | Honduras (HN) | 3 | 0.00% |
| 165. | Somalia (SO) | 2 | 0.00% |
| 166. | Aruba (AW) | 2 | 0.00% |
| 167. | Congo (Democratic Republic) (CD) | 2 | 0.00% |
| 168. | Bermuda (BM) | 2 | 0.00% |
| 169. | Anguilla (AI) | 2 | 0.00% |
| 170. | Seychelles (SC) | 2 | 0.00% |
| 171. | Angola (AO) | 2 | 0.00% |
| 172. | Samoa (WS) | 2 | 0.00% |
| 173. | Paraguay (PY) | 2 | 0.00% |
| 174. | French Polynesia (PF) | 2 | 0.00% |
| 175. | Eritrea (ER) | 2 | 0.00% |
| 176. | St. Lucia (LC) | 1 | 0.00% |
| 177. | St. Vincent and the Grenadines (VC) | 1 | 0.00% |
| 178. | Vanuatu (VU) | 1 | 0.00% |
| 179. | Martinique (MQ) | 1 | 0.00% |
| 180. | Congo (CG) | 1 | 0.00% |
| 181. | Vatican City State (Holy See) (VA) | 1 | 0.00% |
| 182. | Turkmenistan (TM) | 1 | 0.00% |
| 183. | Palau (PW) | 1 | 0.00% |

| | Countries | Visits | % Visits |
|---|------------------------------------|----------------|----------------|
| ■ | 184. Tajikistan (TJ) | 1 | 0.00% |
| ■ | 185. Unknown Origin | 1 | 0.00% |
| ■ | 186. Turks and Caicos Islands (TC) | 1 | 0.00% |
| ■ | 187. Greenland (GL) | 1 | 0.00% |
| | Total | 232,198 | 100.00% |

items 1-187 of 187

Countries - Help Card



Column Definitions

Countries

If the WebTrends GeoTrends Database is turned on for this profile, the country is determined by looking up the visitor's IP address in this database. If GeoTrends is not enabled, the country will be determined from the domain name.

Visits

Number of visits from the specified country. A visit is a series of actions that begins when a visitor views their first page from the server, and ends when the visitor leaves the site or remains idle beyond the idle-time limit. The default idle-time limit is thirty minutes. This time limit can be changed by the system administrator.

%

Percentage of total visits from the specified country.

Unknown Origin

The country associated with the visitor's domain name could not be determined.



Report Descriptions

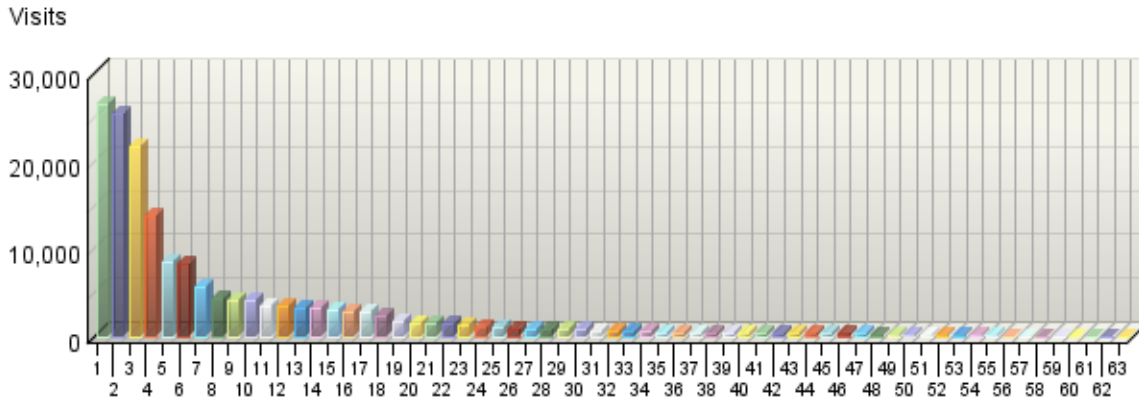
This information can help you meet the needs of your target audience as well as discover new audiences. Consider how you can make the content comprehensive and relevant to an international audience.

Note: Use this information carefully because it is based on Internet registration, and may not always be an accurate identifier of the visitor's actual location.

North American States and Provinces

If you have enabled the WebTrends GeoTrends Database for this profile, this page will list the states and provinces of North America with your most active visitors.

North American States and Provinces by Visits



North American States and Provinces

| States and Provinces | Visits | % Visits |
|----------------------|--------|----------|
| 1. California | 26,585 | 15.45% |
| 2. Virginia | 25,480 | 14.81% |
| 3. Washington | 21,734 | 12.63% |
| 4. North Carolina | 13,808 | 8.03% |
| 5. New York | 8,468 | 4.92% |
| 6. D.C. | 8,401 | 4.88% |
| 7. Texas | 5,780 | 3.36% |
| 8. Massachusetts | 4,476 | 2.60% |
| 9. Illinois | 4,082 | 2.37% |
| 10. New Jersey | 4,073 | 2.37% |
| 11. Pennsylvania | 3,520 | 2.05% |
| 12. Georgia | 3,436 | 2.00% |
| 13. Florida | 3,336 | 1.94% |
| 14. Colorado | 3,218 | 1.87% |
| 15. Ohio | 3,024 | 1.76% |
| 16. Michigan | 2,923 | 1.70% |
| 17. Maryland | 2,778 | 1.61% |
| 18. Ontario | 2,337 | 1.36% |

| | States and Provinces | Visits | % Visits |
|-----|-----------------------------|---------------|-----------------|
| 19. | Arizona | 1,709 | 0.99% |
| 20. | Minnesota | 1,612 | 0.94% |
| 21. | Missouri | 1,525 | 0.89% |
| 22. | Indiana | 1,435 | 0.83% |
| 23. | Wisconsin | 1,369 | 0.80% |
| 24. | Tennessee | 1,174 | 0.68% |
| 25. | Oregon | 1,135 | 0.66% |
| 26. | South Carolina | 935 | 0.54% |
| 27. | Alabama | 871 | 0.51% |
| 28. | Connecticut | 819 | 0.48% |
| 29. | British Columbia | 815 | 0.47% |
| 30. | Louisiana | 772 | 0.45% |
| 31. | Oklahoma | 722 | 0.42% |
| 32. | Iowa | 685 | 0.40% |
| 33. | Utah | 616 | 0.36% |
| 34. | Kentucky | 582 | 0.34% |
| 35. | Mississippi | 544 | 0.32% |
| 36. | New Mexico | 472 | 0.27% |
| 37. | Quebec | 471 | 0.27% |
| 38. | Nebraska | 464 | 0.27% |
| 39. | Nevada | 428 | 0.25% |
| 40. | Hawaii | 408 | 0.24% |
| 41. | Idaho | 408 | 0.24% |
| 42. | New Hampshire | 405 | 0.24% |
| 43. | Kansas | 392 | 0.23% |
| 44. | Rhode Island | 391 | 0.23% |
| 45. | Arkansas | 360 | 0.21% |
| 46. | Maine | 357 | 0.21% |
| 47. | Alberta | 335 | 0.19% |
| 48. | Montana | 316 | 0.18% |
| 49. | Vermont | 310 | 0.18% |
| 50. | Alaska | 272 | 0.16% |
| 51. | Delaware | 254 | 0.15% |
| 52. | West Virginia | 252 | 0.15% |
| 53. | South Dakota | 218 | 0.13% |
| 54. | Wyoming | 185 | 0.11% |
| 55. | North Dakota | 182 | 0.11% |
| 56. | Manitoba | 102 | 0.06% |
| 57. | Nova Scotia | 100 | 0.06% |
| 58. | Saskatchewan | 73 | 0.04% |
| 59. | New Brunswick | 58 | 0.03% |

| | States and Provinces | Visits | % Visits |
|-----|-----------------------|----------------|----------------|
| 60. | Newfoundland | 30 | 0.02% |
| 61. | Prince Edward Island | 10 | 0.01% |
| 62. | Northwest Territories | 3 | 0.00% |
| 63. | Yukon | 3 | 0.00% |
| | Total | 172,038 | 100.00% |

items 1-63 of 63

North American States and Provinces - Help Card



Column Definitions

States and Provinces

If the WebTrends GeoTrends Database is turned on for this profile, the location is determined by looking up the visitor's IP address in this database.

Visits

Number of visits from this state or province. A visit is a series of actions that begins when a visitor views their first page from the server, and ends when the visitor leaves the site or remains idle beyond the idle-time limit. The default idle-time limit is thirty minutes. This time limit can be changed by the system administrator.

%

Percentage of total visits from this state or province.



Report Descriptions

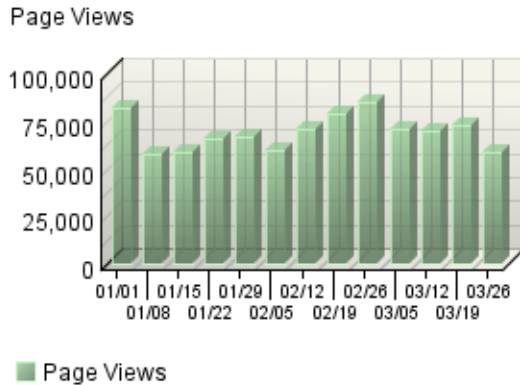
This information can help you meet the needs of your target audience as well as discover new audiences. Consider how you can make the content comprehensive and relevant to an international audience.

Note: Use this information carefully, because it is based on Internet registration and may not always be an accurate identifier of the visitor's actual location.

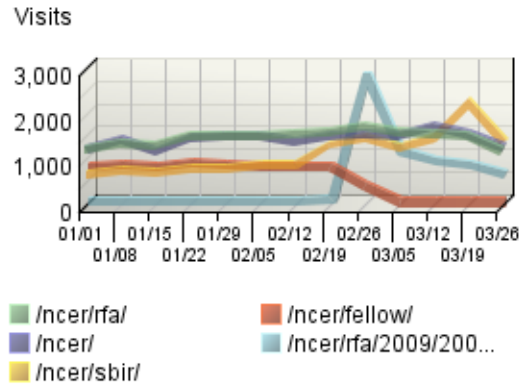
Pages Dashboard

This displays key graphs and tables that provide an overview of the Pages chapter. When viewing through the on-demand interface, you can click on the title of a graph or table to navigate to the corresponding page.

Page Views Trend



Pages by Visits Trend



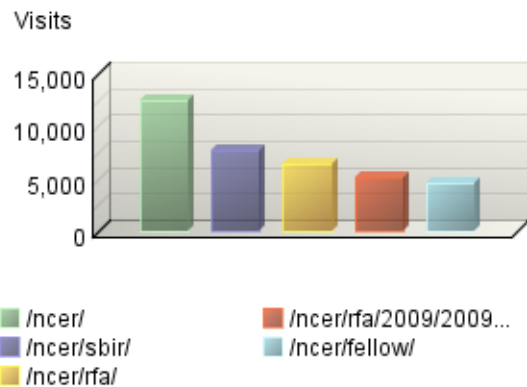
Content Groups by Visits

No data is available for this graph.

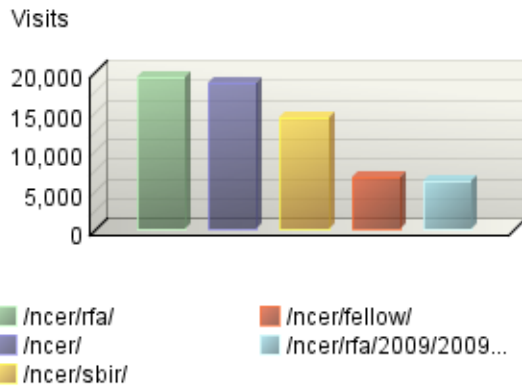
Page View Summary

| | |
|------------------------------|---------|
| Page Views | 895,550 |
| Average per Day | 9,950 |
| Average Page Views per Visit | 3.86 |

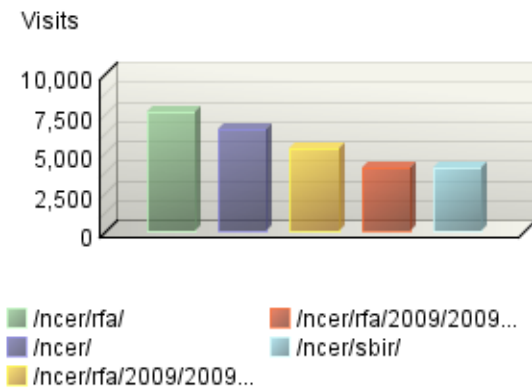
Entry Pages



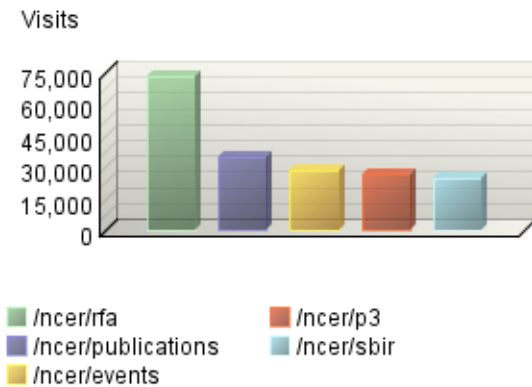
Pages by Visits



Exit Pages



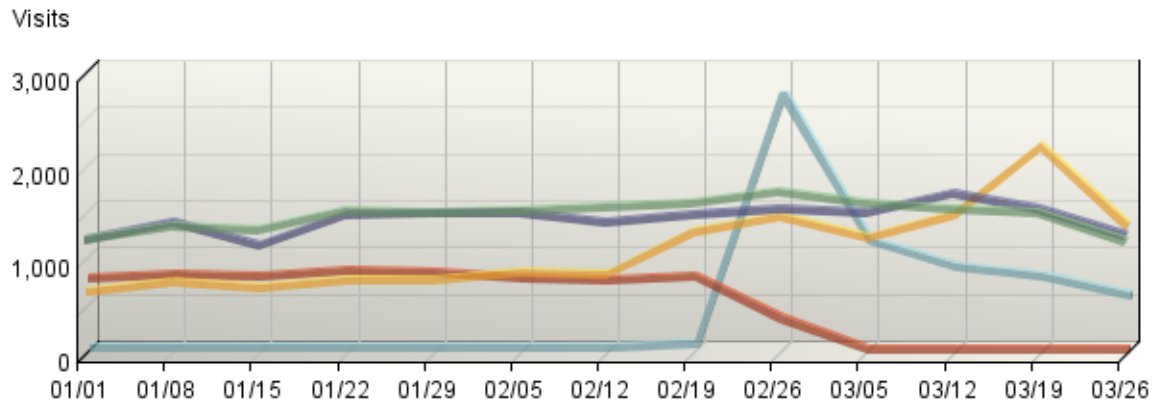
Directories by Visits



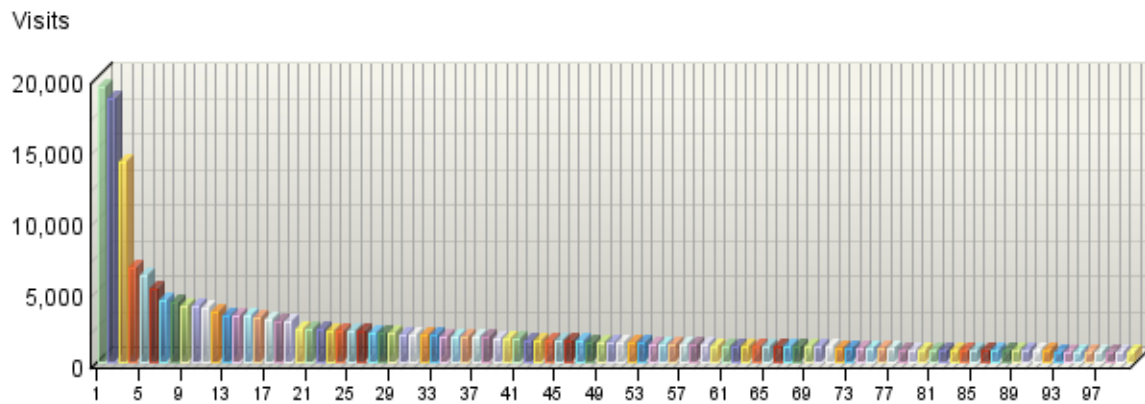
Pages

This identifies the most popular web pages on your site and shows you the number of visits for each, and displays the average length of time the page was viewed.

Pages by Visits Trend



Pages by Visits



Pages

| | Pages | Visits | Views | Average Time Viewed |
|------|---|--------|--------|---------------------|
| ■ 1. | Funding Opportunities NCER ORD US EPA http://epa.gov/ncer/rfa/ | 19,261 | 22,945 | 00:02:09 |

| | Pages | Visits | Views | Average Time Viewed |
|-----|--|--------|--------|---------------------|
| 2. | National Center for Environmental Research (NCER) ORD US EPA http://epa.gov/ncer/ | 18,563 | 27,667 | 00:02:06 |
| 3. | Small Business Innovation Research NCER ORD US EPA http://epa.gov/ncer/sbir/ | 14,069 | 19,581 | 00:02:12 |
| 4. | Fellowships NCER ORD US EPA http://epa.gov/ncer/fellow/ | 6,631 | 8,216 | 00:01:57 |
| 5. | http://epa.gov/ncer/rfa/2009/2009_star_ecosystem_services.html | 6,089 | 7,218 | 00:03:41 |
| 6. | http://epa.gov/ncer/rfa/2009/2009_star_airst_pollution.html | 5,189 | 5,935 | 00:03:24 |
| 7. | http://epa.gov/ncer/grants/ | 4,368 | 5,040 | 00:02:07 |
| 8. | http://epa.gov/ncer/events/ | 4,197 | 5,265 | 00:02:30 |
| 9. | http://epa.gov/ncer/p3/ | 3,983 | 5,329 | 00:01:56 |
| 10. | http://epa.gov/ncer/nano/ | 3,869 | 5,375 | 00:02:47 |
| 11. | http://epa.gov/ncer/fellow/ | 3,818 | 4,493 | 00:02:11 |
| 12. | STAA NCER ORD US EPA http://epa.gov/ncer/staa/ | 3,465 | 7,581 | 00:00:24 |
| 13. | http://epa.gov/ncer/rfa/forms/ | 3,258 | 4,426 | 00:02:46 |
| 14. | http://epa.gov/ncer/rfa/2009/2009_star_cumulative_risk.html | 3,222 | 3,800 | 00:03:18 |
| 15. | http://epa.gov/ncerqa/ | 3,200 | 3,849 | 00:00:37 |
| 16. | http://epa.gov/ncer/rfa/2009/2009_sbirst_phase1.html | 3,080 | 3,478 | 00:05:18 |
| 17. | http://epa.gov/ncerqa/sbir/ | 2,960 | 3,399 | 00:00:32 |
| 18. | http://epa.gov/ncer/rfa/2009/2009_gro_undergrad.html | 2,893 | 3,070 | 00:03:34 |
| 19. | http://epa.gov/ncer/staa/annual/2008/2008level1.html | 2,891 | 3,056 | 00:01:18 |
| 20. | http://epa.gov/ncer/about/ | 2,335 | 2,550 | 00:02:20 |
| 21. | http://epa.gov/ncer/staa/annual/2008/2008level2.html | 2,311 | 2,422 | 00:01:42 |
| 22. | http://epa.gov/ncer/biodiversity/ | 2,266 | 2,818 | 00:02:15 |
| 23. | National Sustainable Design Expo 2008 P3 NCER ORD US EPA http://epa.gov/ncer/p3/expo/expo_2008.html | 2,222 | 2,461 | 00:02:09 |
| 24. | http://epa.gov/ncer/sbir/current_solicitation.html | 2,220 | 2,399 | 00:02:17 |
| 25. | http://epa.gov/ncer/staa/annual/2008/2008level3.html | 2,128 | 2,233 | 00:02:17 |
| 26. | http://epa.gov/ncerqa/rfa/ | 2,099 | 2,365 | 00:00:24 |
| 27. | http://epa.gov/ncer/childrenscenters/ | 2,042 | 2,768 | 00:02:39 |
| 28. | http://epa.gov/ncer/science/pm/ | 2,002 | 2,511 | 00:02:25 |

| | Pages | Visits | Views | Average Time Viewed |
|-----|--|--------|-------|---------------------|
| 29. | P3 NCER ORD US EPA http://epa.gov/ncer/P3/ | 1,989 | 2,969 | 00:02:10 |
| 30. | STAR Grants and Cooperative Agreements NCER ORD US EPA http://epa.gov/ncer/grants/ | 1,957 | 2,466 | 00:01:50 |
| 31. | http://epa.gov/ncer/guidance/ | 1,942 | 2,583 | 00:02:20 |
| 32. | http://epa.gov/ncer/rfa/2008/2008_sbir_phase1.html | 1,937 | 2,116 | 00:03:44 |
| 33. | http://epa.gov/ncer/listserv/ | 1,864 | 2,058 | 00:01:42 |
| 34. | http://epa.gov/ncer/rfa/2008/2008_star_fellow.html | 1,778 | 1,883 | 00:02:52 |
| 35. | http://epa.gov/ncer/p3/current/ | 1,708 | 1,939 | 00:03:05 |
| 36. | http://epa.gov/ncer/science/economics/ | 1,703 | 2,086 | 00:03:04 |
| 37. | http://epa.gov/ncer/science/endocrine/ | 1,696 | 1,957 | 00:02:35 |
| 38. | http://epa.gov/ncer/p3/expo/ | 1,693 | 2,002 | 00:02:11 |
| 39. | http://epa.gov/ncer/p3/fact_sheet.html | 1,686 | 1,821 | 00:02:26 |
| 40. | http://epa.gov/ncer/contact_us.html | 1,648 | 2,058 | 00:02:37 |
| 41. | http://epa.gov/ncer/cns/ | 1,633 | 2,319 | 00:02:24 |
| 42. | http://epa.gov/ncer/science/drinkingwater/ | 1,552 | 1,958 | 00:02:27 |
| 43. | http://epa.gov/ncer/publications/ | 1,532 | 1,821 | 00:02:25 |
| 44. | http://epa.gov/ncer/staa/annual/2008/2008honorable.html | 1,521 | 1,587 | 00:02:24 |
| 45. | http://epa.gov/ncer/rfa/2009/2009_p3.html | 1,520 | 1,653 | 00:03:41 |
| 46. | http://epa.gov/ncer/other/ | 1,476 | 1,747 | 00:02:56 |
| 47. | http://epa.gov/ncer/science/globalclimate/ | 1,474 | 1,709 | 00:02:39 |
| 48. | http://epa.gov/ncer/fellow/forum/conference.html | 1,412 | 1,484 | 00:00:15 |
| 49. | http://epa.gov/ncer/sbir/factsheet.html | 1,345 | 1,430 | 00:02:34 |
| 50. | http://epa.gov/ncer/nano/questions/ | 1,341 | 1,700 | 00:05:05 |
| 51. | http://epa.gov/ncer/rfa/2004/2004_climate_change.html | 1,315 | 1,425 | 00:03:46 |
| 52. | http://epa.gov/ncer/fellow/forum/conference/08/may19/ | 1,298 | 1,388 | 00:00:56 |
| 53. | http://epa.gov/ncer/p3/expo/expo_2008.html | 1,296 | 1,367 | 00:02:48 |
| 54. | http://epa.gov/ncer/staa/ | 1,280 | 1,775 | 00:01:53 |
| 55. | http://epa.gov/ncer/childrenscenters/autism.html | 1,234 | 1,385 | 00:02:30 |
| 56. | http://epa.gov/ncer/rfa/2009/2009_star_cotmptox.html | 1,189 | 1,380 | 00:03:34 |
| 57. | http://epa.gov/ncer/nano/publications/ | 1,173 | 1,508 | 00:06:18 |
| 58. | http://epa.gov/ncer/fellow/forum/pubs_96.html | 1,162 | 1,206 | 00:00:39 |

| | Pages | Visits | Views | Average Time Viewed |
|-----|---|--------|-------|---------------------|
| 59. | http://epa.gov/ncer/fellow/recipient/star_fellow08.html | 1,161 | 1,224 | 00:01:43 |
| 60. | http://epa.gov/ncer/rfa/2008/2008_star_adaptation.html | 1,142 | 1,229 | 00:03:19 |
| 61. | http://epa.gov/ncer/rfa/archive/ | 1,136 | 1,466 | 00:01:29 |
| 62. | http://epa.gov/ncer/publications/workshop/ | 1,128 | 1,480 | 00:02:22 |
| 63. | http://epa.gov/ncer/science/tse/ | 1,119 | 1,384 | 00:02:56 |
| 64. | http://epa.gov/ncer/events/news/2009/01_31_09_feature.html | 1,110 | 1,231 | 00:01:22 |
| 65. | http://epa.gov/ncer/grants/recipient_index.html | 1,104 | 1,184 | 00:03:38 |
| 66. | http://epa.gov/ncer/results/ | 1,082 | 1,213 | 00:02:27 |
| 67. | http://epa.gov/ncer/fellow/forum/conference/08/may19/agenda.html | 1,072 | 1,116 | 00:00:27 |
| 68. | http://epa.gov/ncer/nano/research/ | 1,066 | 1,409 | 00:03:23 |
| 69. | http://epa.gov/ncer/fellow/forum/pubs_95.html | 1,054 | 1,097 | 00:00:17 |
| 70. | http://epa.gov/ncer/rfa/2008/2008_star_gsc02.html | 1,048 | 1,214 | 00:03:50 |
| 71. | http://epa.gov/ncer/fellow/forum/publications.html | 1,026 | 1,070 | 00:00:31 |
| 72. | http://epa.gov/ncer/nano/factsheet/ | 1,009 | 1,138 | 00:03:03 |
| 73. | http://epa.gov/ncer/sbir/news/ | 1,008 | 1,054 | 00:02:33 |
| 74. | http://epa.gov/ncer/science/ | 1,004 | 1,163 | 00:02:17 |
| 75. | http://epa.gov/ncer/rfa/2005/2005_star_nano.html | 924 | 996 | 00:03:27 |
| 76. | http://epa.gov/ncer/rfa/current/2003arsenic.html | 900 | 981 | 00:02:49 |
| 77. | http://epa.gov/ncer/rfa/2008/2008_gro_grad.html | 898 | 962 | 00:03:33 |
| 78. | http://epa.gov/ncer/p3/teams/ | 877 | 1,017 | 00:01:49 |
| 79. | http://epa.gov/ncer/childrenscenters/pesticides.html | 858 | 928 | 00:03:29 |
| 80. | http://epa.gov/ncer/publications/starreport/ | 843 | 945 | 00:02:52 |
| 81. | http://epa.gov/ncer/guidance/faqs.html | 842 | 897 | 00:02:19 |
| 82. | http://epa.gov/ncer/events/news/2009/01_23_09_grant.html | 829 | 930 | 00:02:06 |
| 83. | http://epa.gov/ncer/rfa/2008/2008_baa.html | 817 | 876 | 00:04:09 |
| 84. | http://epa.gov/ncer/rfa/2007/2007_star_health_indicators.html | 814 | 869 | 00:03:25 |
| 85. | http://epa.gov/ncer/fellow/forum/ | 809 | 1,062 | 00:01:59 |
| 86. | http://epa.gov/ncer/staa/annual/2009/current_comp.html | 805 | 870 | 00:01:28 |

| | Pages | Visits | Views | Average Time Viewed |
|------|---|--------|-------|---------------------|
| 87. | http://epa.gov/ncer/p3/project_websites/2008/2008awardwinners.html | 798 | 898 | 00:02:56 |
| 88. | http://epa.gov/ncer/rfa/2008/2008_star_gcwq.html | 798 | 849 | 00:03:56 |
| 89. | http://epa.gov/ncer/listserv/thank_you.html | 781 | 820 | 00:01:36 |
| 90. | http://epa.gov/ncer/rfa/2007/2007_p3_4thannual.html | 762 | 824 | 00:02:48 |
| 91. | http://epa.gov/ncer/staa/award_photos.html | 757 | 814 | 00:01:49 |
| 92. | http://epa.gov/ncer/nano/newsroom/ | 745 | 827 | 00:02:40 |
| 93. | http://epa.gov/ncer/p3/apply/ | 741 | 856 | 00:01:34 |
| 94. | http://epa.gov/ncer/nano/solicitation/ | 741 | 785 | 00:01:37 |
| 95. | http://epa.gov/ncer/events/news/2009/04_18_09_feature.html | 739 | 780 | 00:02:53 |
| 96. | http://epa.gov/ncer/p3/success/ | 738 | 852 | 00:01:45 |
| 97. | http://epa.gov/ncer/cbra/ | 735 | 1,193 | 00:01:33 |
| 98. | http://epa.gov/ncer/events/news/ | 719 | 843 | 00:02:23 |
| 99. | http://epa.gov/ncer/p3/ceremony/ | 717 | 810 | 00:02:03 |
| 100. | http://epa.gov/ncer/sbir/success/ | 716 | 817 | 00:02:56 |
| 101. | http://epa.gov/ncer/fellow/forum/conference/08/may19/registration.html | 713 | 768 | 00:01:12 |
| 102. | http://epa.gov/ncer/events/news/2008/12_29_08_feature.html | 708 | 817 | 00:02:26 |
| 103. | http://epa.gov/ncer/events/news/2009/01_31_09_iframe.html | 708 | 765 | 00:04:03 |
| 104. | http://epa.gov/ncer/guidance/faqs/faq_gro_grad.html | 695 | 730 | 00:03:05 |
| 105. | http://epa.gov/ncer/p3/photo.html | 674 | 783 | 00:01:40 |
| 106. | http://epa.gov/ncer/rfa/2005/2005_star_biotech.html | 666 | 706 | 00:03:52 |
| 107. | http://epa.gov/ncer/rfa/2007/2007_star_ecoimpacts.html | 664 | 696 | 00:04:01 |
| 108. | http://epa.gov/ncer/rfa/2007/2007_sbir_phase1.html | 647 | 744 | 00:02:44 |
| 109. | http://epa.gov/ncer/sbir/archive/solicitations.html | 641 | 674 | 00:02:13 |
| 110. | http://epa.gov/ncer/guidance/star_faq.html | 636 | 703 | 00:03:08 |
| 111. | http://epa.gov/ncer/p3/past/ | 630 | 720 | 00:01:11 |
| 112. | http://epa.gov/ncer/about/quickguide.html | 625 | 670 | 00:02:14 |
| 113. | http://epa.gov/ncer/rfa/2008/2008_gro_undergrad.html | 600 | 644 | 00:02:50 |
| 114. | http://epa.gov/ncer/rfa/archive/grants/08/ | 600 | 647 | 00:01:54 |
| 115. | http://epa.gov/ncer/nano/relevant_meetings/ | 600 | 648 | 00:01:37 |
| 116. | http://epa.gov/ncer/rfa/archive/grants/ | 599 | 744 | 00:02:29 |

| | Pages | Visits | Views | Average Time Viewed |
|------|---|--------|-------|---------------------|
| 117. | http://epa.gov/ncerqa/fellow/ | 598 | 673 | 00:01:12 |
| 118. | http://epa.gov/ncer/childrenscenters/davis.html | 596 | 642 | 00:03:10 |
| 119. | http://epa.gov/ncer/p3/multimedia.html | 592 | 656 | 00:03:10 |
| 120. | http://epa.gov/ncer/rfa/2008/2008_star_wetlands.html | 592 | 654 | 00:02:26 |
| 121. | http://epa.gov/ncer/biodiversity/multimedia/ | 590 | 669 | 00:03:22 |
| 122. | http://epa.gov/ncer/nano/research/nano_tox.html | 584 | 609 | 00:01:35 |
| 123. | http://epa.gov/ncer/rfa/2008/2008_star_climate_change.html | 572 | 644 | 00:02:14 |
| 124. | http://epa.gov/ncer/rfa/2008/2008_star_ecohab.html | 570 | 614 | 00:03:06 |
| 125. | http://epa.gov/ncer/events/news/2008/ | 569 | 649 | 00:02:16 |
| 126. | http://epa.gov/ncer/rfa/archive/fellow/ | 568 | 725 | 00:02:44 |
| 127. | http://epa.gov/ncer/rfa/2007/2007_star_nanotech.html | 568 | 605 | 00:03:47 |
| 128. | http://epa.gov/ncerqa/grants/ | 563 | 669 | 00:01:00 |
| 129. | http://epa.gov/ncer/rfa/archive/grants/00/00humanrfa.html | 562 | 631 | 00:01:58 |
| 130. | http://epa.gov/ncer/nano/research/nano_green.html | 552 | 596 | 00:02:13 |
| 131. | http://epa.gov/ncer/guidance/star_images.html | 551 | 596 | 00:03:51 |
| 132. | http://epa.gov/ncer/nano/lectures/ | 549 | 606 | 00:03:10 |
| 133. | http://epa.gov/ncer/childrenscenters/multimedia.html | 548 | 614 | 00:02:20 |
| 134. | http://epa.gov/ncer/rfa/2008/2008_star_water.html | 547 | 602 | 00:04:59 |
| 135. | http://epa.gov/ncer/sbir/workshops.html | 543 | 580 | 00:02:12 |
| 136. | http://epa.gov/ncer/events/news/2008/12_30_08b_feature.html | 543 | 655 | 00:01:44 |
| 137. | http://epa.gov/ncer/p3/become_exhibitor.html | 542 | 593 | 00:02:10 |
| 138. | http://epa.gov/ncer/nano/links/ | 537 | 600 | 00:03:53 |
| 139. | http://epa.gov/ncer/sbir/09awards/ | 537 | 587 | 00:03:45 |
| 140. | http://epa.gov/ncer/childrenscenters/columbia.html | 533 | 576 | 00:02:48 |
| 141. | http://epa.gov/ncer/rfa/2008/2008_p3.html | 528 | 559 | 00:03:23 |
| 142. | http://epa.gov/ncer/publications/bibliometrics/ | 521 | 588 | 00:03:54 |
| 143. | http://epa.gov/ncer/rfa/2006/2006_sbir_phase1.html | 520 | 607 | 00:02:23 |
| 144. | http://epa.gov/ncer/guidance/qa.html | 516 | 563 | 00:03:25 |
| 145. | http://epa.gov/ncer/rfa/2006/2006_star_fellow.html | 513 | 537 | 00:03:14 |
| 146. | http://epa.gov/ncer/rfa/2007/2007_star_fellow.html | 512 | 556 | 00:03:47 |

| | Pages | Visits | Views | Average Time Viewed |
|------|---|--------|-------|---------------------|
| 147. | http://epa.gov/ncer/fellow/recipient/star_fellow07.html | 510 | 538 | 00:02:05 |
| 148. | http://epa.gov/ncer/events/news/2009/01_23_09_topstory.html | 508 | 586 | 00:01:30 |
| 149. | http://epa.gov/ncer/sbir/presentations.html | 506 | 536 | 00:02:15 |
| 150. | http://epa.gov/ncer/childrenscenters/duke.html | 503 | 552 | 00:02:44 |
| 151. | http://epa.gov/ncer/p3/expo/events.html | 503 | 536 | 00:02:00 |
| 152. | http://epa.gov/ncer/biodiversity/recipient.html | 501 | 525 | 00:02:51 |
| 153. | http://epa.gov/ncer/p3/info/partners.html | 499 | 532 | 00:02:19 |
| 154. | http://epa.gov/ncer/fellow/posters/ | 496 | 615 | 00:02:12 |
| 155. | http://epa.gov/ncer/p3/forum/ | 495 | 714 | 00:01:59 |
| 156. | http://epa.gov/ncer/p3/news.html | 495 | 537 | 00:03:08 |
| 157. | http://epa.gov/ncer/p3/project_websites/2007/2007awardwinners.html | 491 | 544 | 00:02:21 |
| 158. | http://epa.gov/ncer/fellow/recipient/gro_undergrad_fellow08.html | 489 | 522 | 00:02:31 |
| 159. | http://epa.gov/ncer/childrenscenters/faqs.html | 489 | 532 | 00:02:23 |
| 160. | http://epa.gov/ncer/events/news/2009/01_08_09_feature.html | 489 | 562 | 00:01:40 |
| 161. | http://epa.gov/ncer/p3/partners/ | 487 | 585 | 00:02:47 |
| 162. | http://epa.gov/ncer/publications/archive/csidoc.html | 484 | 533 | 00:02:31 |
| 163. | http://epa.gov/ncer/fellow/abstracts/ | 482 | 567 | 00:02:04 |
| 164. | http://epa.gov/ncer/childrenscenters/harvard.html | 481 | 508 | 00:03:36 |
| 165. | http://epa.gov/ncer/rfa/2004/2004_air_pol1_em.html | 479 | 504 | 00:02:44 |
| 166. | http://epa.gov/ncer/rfa/2006/2006_star_cns.html | 476 | 512 | 00:03:37 |
| 167. | http://epa.gov/ncer/p3/info/cosponsors.html | 473 | 531 | 00:01:48 |
| 168. | http://epa.gov/ncer/rfa/2006/2006_star_cafos.html | 468 | 555 | 00:02:32 |
| 169. | http://epa.gov/ncer/rfa/2007/2007_biodiversity_health.html | 466 | 484 | 00:02:27 |
| 170. | http://epa.gov/ncer/rfa/2004/2005_star_grad_fellow.html | 465 | 495 | 00:04:20 |
| 171. | http://epa.gov/ncer/fellow/gro/ | 463 | 509 | 00:02:43 |
| 172. | http://epa.gov/ncer/science/pm/centers.html | 463 | 487 | 00:03:05 |
| 173. | http://epa.gov/ncer/p3/overviews.html | 463 | 514 | 00:03:18 |
| 174. | http://epa.gov/ncer/events/news/2009/01_13_09_b_feature.html | 461 | 542 | 00:01:46 |
| 175. | http://epa.gov/ncer/publications/research_results_synthesis/ | 455 | 521 | 00:04:25 |

| | Pages | Visits | Views | Average Time Viewed |
|-----------------------------------|---|--------|----------------|---------------------|
| 176. | http://epa.gov/ncer/fellow/recipient/gro_fellow08.html | 454 | 486 | 00:01:56 |
| 177. | http://epa.gov/ncer/guidance/faqs/faq_gro_undergrad.html | 448 | 477 | 00:02:54 |
| 178. | http://epa.gov/ncer/p3/project_websites/2006/2006awardwinners.html | 445 | 509 | 00:02:47 |
| 179. | http://epa.gov/ncer/events/news/2002/ | 445 | 475 | 00:01:56 |
| 180. | http://epa.gov/ncer/events/news/2009/01_13_09_feature.html | 444 | 521 | 00:01:21 |
| 181. | http://epa.gov/ncer/rfa/current/sbir_phase1.html | 444 | 535 | 00:04:18 |
| 182. | http://epa.gov/ncer/staa/about_staa.html | 444 | 482 | 00:02:24 |
| 183. | http://epa.gov/ncer/venturecapital/ | 443 | 640 | 00:02:54 |
| 184. | http://epa.gov/ncer/p3/expo/faq.html | 442 | 468 | 00:02:36 |
| 185. | http://epa.gov/ncer/p3/event_2009/09_date_loc.html | 441 | 474 | 00:02:26 |
| 186. | http://epa.gov/ncer/fellow/recipient/star_fellow03.html | 439 | 472 | 00:02:17 |
| 187. | http://epa.gov/ncer/childrenscenters/newsroom.html | 437 | 458 | 00:02:35 |
| 188. | http://epa.gov/ncer/sbir/program/ | 437 | 570 | 00:02:53 |
| 189. | http://epa.gov/ncer/rfa/2005/2005_sbir_phase1.html | 436 | 485 | 00:02:53 |
| 190. | http://epa.gov/ncer/publications/nano/purpose.html | 430 | 460 | 00:02:07 |
| 191. | http://epa.gov/ncer/events/news/2009/01_13_09_c_feature.html | 429 | 504 | 00:01:52 |
| 192. | http://epa.gov/ncer/p3/grantrecip.html | 429 | 460 | 00:02:36 |
| 193. | http://epa.gov/ncer/p3/info/media.html | 428 | 464 | 00:02:30 |
| 194. | http://epa.gov/ncer/biodiversity/solicitation.html | 428 | 458 | 00:01:58 |
| 195. | http://epa.gov/ncer/nano/research/particle_index.html | 428 | 453 | 00:02:54 |
| 196. | http://epa.gov/ncer/rfa/2006/2006_star_gcaq.html | 427 | 453 | 00:04:00 |
| 197. | http://epa.gov/ncer/childrenscenters/biographies.html | 425 | 467 | 00:02:03 |
| 198. | http://epa.gov/ncer/fellow/recipient/star_fellow05.html | 424 | 458 | 00:02:34 |
| 199. | http://epa.gov/ncer/publications/sbir/ | 424 | 461 | 00:02:07 |
| 200. | http://epa.gov/ncer/childrenscenters/berkeley.html | 423 | 454 | 00:02:55 |
| Subtotal for rows: 1 - 200 | | - | 327,739 | - |
| Other | | - | 567,811 | - |

| Pages | Visits | Views | Average Time Viewed |
|--------------|--------|----------------|---------------------|
| Total | - | 895,550 | - |

items 1-200 of 2000

Pages

| Pages | Average Time to Serve (ms) |
|--|----------------------------|
| 1. Funding Opportunities NCER ORD US EPA http://epa.gov/ncer/rfa/ | 0 |
| 2. National Center for Environmental Research (NCER) ORD US EPA http://epa.gov/ncer/ | 0 |
| 3. Small Business Innovation Research NCER ORD US EPA http://epa.gov/ncer/sbir/ | 0 |
| 4. Fellowships NCER ORD US EPA http://epa.gov/ncer/fellow/ | 0 |
| 5. http://epa.gov/ncer/rfa/2009/2009_star_ecosystem_services.html | 0 |
| 6. http://epa.gov/ncer/rfa/2009/2009_star_airst_pollution.html | 0 |
| 7. http://epa.gov/ncer/grants/ | 0 |
| 8. http://epa.gov/ncer/events/ | 0 |
| 9. http://epa.gov/ncer/p3/ | 0 |
| 10. http://epa.gov/ncer/nano/ | 0 |
| 11. http://epa.gov/ncer/fellow/ | 0 |
| 12. STAA NCER ORD US EPA http://epa.gov/ncer/staa/ | 0 |
| 13. http://epa.gov/ncer/rfa/forms/ | 0 |
| 14. http://epa.gov/ncer/rfa/2009/2009_star_cumulative_risk.html | 0 |
| 15. http://epa.gov/ncerqa/ | 0 |
| 16. http://epa.gov/ncer/rfa/2009/2009_sbir_phase1.html | 0 |
| 17. http://epa.gov/ncerqa/sbir/ | 0 |
| 18. http://epa.gov/ncer/rfa/2009/2009_groundwatergrad.html | 0 |
| 19. http://epa.gov/ncer/staa/annual/2008/2008level1.html | 0 |
| 20. http://epa.gov/ncer/about/ | 0 |
| 21. http://epa.gov/ncer/staa/annual/2008/2008level2.html | 0 |
| 22. http://epa.gov/ncer/biodiversity/ | 0 |

| | Pages | Average Time to Serve (ms) |
|-----|--|----------------------------|
| 23. | National Sustainable Design Expo 2008 P3 NCER ORD US EPA http://epa.gov/ncer/p3/expo/expo_2008.html | 0 |
| 24. | http://epa.gov/ncer/sbir/current_solicitation.html | 0 |
| 25. | http://epa.gov/ncer/staa/annual/2008/2008level3.html | 0 |
| 26. | http://epa.gov/ncerqa/rfa/ | 0 |
| 27. | http://epa.gov/ncer/childrenscenters/ | 0 |
| 28. | http://epa.gov/ncer/science/pm/ | 0 |
| 29. | P3 NCER ORD US EPA http://epa.gov/ncer/P3/ | 0 |
| 30. | STAR Grants and Cooperative Agreements NCER ORD US EPA http://epa.gov/ncer/grants/ | 0 |
| 31. | http://epa.gov/ncer/guidance/ | 0 |
| 32. | http://epa.gov/ncer/rfa/2008/2008_sbir_phase1.html | 0 |
| 33. | http://epa.gov/ncer/listserv/ | 0 |
| 34. | http://epa.gov/ncer/rfa/2008/2008_star_fellow.html | 0 |
| 35. | http://epa.gov/ncer/p3/current/ | 0 |
| 36. | http://epa.gov/ncer/science/economics/ | 0 |
| 37. | http://epa.gov/ncer/science/endocrine/ | 0 |
| 38. | http://epa.gov/ncer/p3/expo/ | 0 |
| 39. | http://epa.gov/ncer/p3/fact_sheet.html | 0 |
| 40. | http://epa.gov/ncer/contact_us.html | 0 |
| 41. | http://epa.gov/ncer/cns/ | 0 |
| 42. | http://epa.gov/ncer/science/drinkingwater/ | 0 |
| 43. | http://epa.gov/ncer/publications/ | 0 |
| 44. | http://epa.gov/ncer/staa/annual/2008/2008honorable.html | 0 |
| 45. | http://epa.gov/ncer/rfa/2009/2009_p3.html | 0 |
| 46. | http://epa.gov/ncer/other/ | 0 |
| 47. | http://epa.gov/ncer/science/globalclimate/ | 0 |
| 48. | http://epa.gov/ncer/fellow/forum/conference.html | 0 |
| 49. | http://epa.gov/ncer/sbir/factsheet.html | 0 |
| 50. | http://epa.gov/ncer/nano/questions/ | 0 |
| 51. | http://epa.gov/ncer/rfa/2004/2004_climate_change.html | 0 |
| 52. | http://epa.gov/ncer/fellow/forum/conference/08/may19/ | 0 |
| 53. | http://epa.gov/ncer/p3/expo/expo_2008.html | 0 |

| | Pages | Average Time to Serve (ms) |
|-----|---|-----------------------------------|
| 54. | http://epa.gov/ncer/staa/ | 0 |
| 55. | http://epa.gov/ncer/childrenscenters/autism.html | 0 |
| 56. | http://epa.gov/ncer/rfa/2009/2009_star_comptox.html | 0 |
| 57. | http://epa.gov/ncer/nano/publications/ | 0 |
| 58. | http://epa.gov/ncer/fellow/forum/pubs_96.html | 0 |
| 59. | http://epa.gov/ncer/fellow/recipients/star_fellow08.html | 0 |
| 60. | http://epa.gov/ncer/rfa/2008/2008_star_adaptation.html | 0 |
| 61. | http://epa.gov/ncer/rfa/archive/ | 0 |
| 62. | http://epa.gov/ncer/publications/workshop/ | 0 |
| 63. | http://epa.gov/ncer/science/tse/ | 0 |
| 64. | http://epa.gov/ncer/events/news/2009/01_31_09_feature.html | 0 |
| 65. | http://epa.gov/ncer/grants/recipients_index.html | 0 |
| 66. | http://epa.gov/ncer/results/ | 0 |
| 67. | http://epa.gov/ncer/fellow/forum/conference/08/may19/agenda.html | 0 |
| 68. | http://epa.gov/ncer/nano/research/ | 0 |
| 69. | http://epa.gov/ncer/fellow/forum/pubs_95.html | 0 |
| 70. | http://epa.gov/ncer/rfa/2008/2008_star_gsc02.html | 0 |
| 71. | http://epa.gov/ncer/fellow/forum/publications.html | 0 |
| 72. | http://epa.gov/ncer/nano/factsheet/ | 0 |
| 73. | http://epa.gov/ncer/sbir/news/ | 0 |
| 74. | http://epa.gov/ncer/science/ | 0 |
| 75. | http://epa.gov/ncer/rfa/2005/2005_star_nano.html | 0 |
| 76. | http://epa.gov/ncer/rfa/current/2003arsenic.html | 0 |
| 77. | http://epa.gov/ncer/rfa/2008/2008_gro_grad.html | 0 |
| 78. | http://epa.gov/ncer/p3/teams/ | 0 |
| 79. | http://epa.gov/ncer/childrenscenters/pesticides.html | 0 |
| 80. | http://epa.gov/ncer/publications/starreport/ | 0 |
| 81. | http://epa.gov/ncer/guidance/faqs.html | 0 |

| | Pages | Average Time to Serve (ms) |
|------|---|----------------------------|
| 82. | http://epa.gov/ncer/events/news/2009/01_23_09_grant.html | 0 |
| 83. | http://epa.gov/ncer/rfa/2008/2008_baa.html | 0 |
| 84. | http://epa.gov/ncer/rfa/2007/2007_star_health_indicators.html | 0 |
| 85. | http://epa.gov/ncer/fellow/forum/ | 0 |
| 86. | http://epa.gov/ncer/staa/annual/2009/current_comp.html | 0 |
| 87. | http://epa.gov/ncer/p3/project_websites/2008/2008awardwinners.html | 0 |
| 88. | http://epa.gov/ncer/rfa/2008/2008_star_gcwq.html | 0 |
| 89. | http://epa.gov/ncer/listserv/thank_you.html | 0 |
| 90. | http://epa.gov/ncer/rfa/2007/2007_p3_4thannual.html | 0 |
| 91. | http://epa.gov/ncer/staa/award_photos.html | 0 |
| 92. | http://epa.gov/ncer/nano/newsroom/ | 0 |
| 93. | http://epa.gov/ncer/p3/apply/ | 0 |
| 94. | http://epa.gov/ncer/nano/solicitation/ | 0 |
| 95. | http://epa.gov/ncer/events/news/2009/04_18_09_feature.html | 0 |
| 96. | http://epa.gov/ncer/p3/success/ | 0 |
| 97. | http://epa.gov/ncer/cbra/ | 0 |
| 98. | http://epa.gov/ncer/events/news/ | 0 |
| 99. | http://epa.gov/ncer/p3/ceremony/ | 0 |
| 100. | http://epa.gov/ncer/sbir/success/ | 0 |
| 101. | http://epa.gov/ncer/fellow/forum/conference/08/may19/registration.html | 0 |
| 102. | http://epa.gov/ncer/events/news/2008/12_29_08_feature.html | 0 |
| 103. | http://epa.gov/ncer/events/news/2009/01_31_09_iframe.html | 0 |
| 104. | http://epa.gov/ncer/guidance/faqs/faq_gro_grad.html | 0 |
| 105. | http://epa.gov/ncer/p3/photo.html | 0 |
| 106. | http://epa.gov/ncer/rfa/2005/2005_star_biotech.html | 0 |
| 107. | http://epa.gov/ncer/rfa/2007/2007_star_ecoimpacts.html | 0 |
| 108. | http://epa.gov/ncer/rfa/2007/2007_sbir_phase1.html | 0 |
| 109. | http://epa.gov/ncer/sbir/archive/solicitations.html | 0 |
| 110. | http://epa.gov/ncer/guidance/star_faq.html | 0 |

| | Pages | Average Time to Serve (ms) |
|------|---|----------------------------|
| 111. | http://epa.gov/ncer/p3/past/ | 0 |
| 112. | http://epa.gov/ncer/about/quickguide.html | 0 |
| 113. | http://epa.gov/ncer/rfa/2008/2008_gro_und ergrad.html | 0 |
| 114. | http://epa.gov/ncer/rfa/archive/grants/08/ | 0 |
| 115. | http://epa.gov/ncer/nano/relevant_meetings/ | 0 |
| 116. | http://epa.gov/ncer/rfa/archive/grants/ | 0 |
| 117. | http://epa.gov/ncerqa/fellow/ | 0 |
| 118. | http://epa.gov/ncer/childrenscenters/davis.html | 0 |
| 119. | http://epa.gov/ncer/p3/multimedia.html | 0 |
| 120. | http://epa.gov/ncer/rfa/2008/2008_star_wetlands.html | 0 |
| 121. | http://epa.gov/ncer/biodiversity/multimedia/ | 0 |
| 122. | http://epa.gov/ncer/nano/research/nano_tox.html | 0 |
| 123. | http://epa.gov/ncer/rfa/2008/2008_star_climate_change.html | 0 |
| 124. | http://epa.gov/ncer/rfa/2008/2008_star_ecohab.html | 0 |
| 125. | http://epa.gov/ncer/events/news/2008/ | 0 |
| 126. | http://epa.gov/ncer/rfa/archive/fellow/ | 0 |
| 127. | http://epa.gov/ncer/rfa/2007/2007_star_nanotech.html | 0 |
| 128. | http://epa.gov/ncerqa/grants/ | 0 |
| 129. | http://epa.gov/ncer/rfa/archive/grants/00/00humanrfa.html | 0 |
| 130. | http://epa.gov/ncer/nano/research/nano_green.html | 0 |
| 131. | http://epa.gov/ncer/guidance/star_images.html | 0 |
| 132. | http://epa.gov/ncer/nano/lectures/ | 0 |
| 133. | http://epa.gov/ncer/childrenscenters/multimedia.html | 0 |
| 134. | http://epa.gov/ncer/rfa/2008/2008_star_water.html | 0 |
| 135. | http://epa.gov/ncer/sbir/workshops.html | 0 |
| 136. | http://epa.gov/ncer/events/news/2008/12_30_08b_feature.html | 0 |
| 137. | http://epa.gov/ncer/p3/become_exhibitor.html | 0 |
| 138. | http://epa.gov/ncer/nano/links/ | 0 |
| 139. | http://epa.gov/ncer/sbir/09awards/ | 0 |
| 140. | http://epa.gov/ncer/childrenscenters/columbia.html | 0 |
| 141. | http://epa.gov/ncer/rfa/2008/2008_p3.html | 0 |


| | Pages | Average Time to Serve (ms) |
|------|---|-----------------------------------|
| 142. | http://epa.gov/ncer/publications/bibliometrics/ | 0 |
| 143. | http://epa.gov/ncer/rfa/2006/2006_sbir_phase1.html | 0 |
| 144. | http://epa.gov/ncer/guidance/qa.html | 0 |
| 145. | http://epa.gov/ncer/rfa/2006/2006_star_fellow.html | 0 |
| 146. | http://epa.gov/ncer/rfa/2007/2007_star_fellow.html | 0 |
| 147. | http://epa.gov/ncer/fellow/recipients/star_fellow07.html | 0 |
| 148. | http://epa.gov/ncer/events/news/2009/01_23_09_topstory.html | 0 |
| 149. | http://epa.gov/ncer/sbir/presentations.html | 0 |
| 150. | http://epa.gov/ncer/childrenscenters/duke.html | 0 |
| 151. | http://epa.gov/ncer/p3/expo/events.html | 0 |
| 152. | http://epa.gov/ncer/biodiversity/recipients.html | 0 |
| 153. | http://epa.gov/ncer/p3/info/partners.html | 0 |
| 154. | http://epa.gov/ncer/fellow/posters/ | 0 |
| 155. | http://epa.gov/ncer/p3/forum/ | 0 |
| 156. | http://epa.gov/ncer/p3/news.html | 0 |
| 157. | http://epa.gov/ncer/p3/project_websites/2007/2007awardwinners.html | 0 |
| 158. | http://epa.gov/ncer/fellow/recipients/gro_undergrad_fellow08.html | 0 |
| 159. | http://epa.gov/ncer/childrenscenters/faqs.html | 0 |
| 160. | http://epa.gov/ncer/events/news/2009/01_08_09_feature.html | 0 |
| 161. | http://epa.gov/ncer/p3/partners/ | 0 |
| 162. | http://epa.gov/ncer/publications/archive/csidoc.html | 0 |
| 163. | http://epa.gov/ncer/fellow/abstracts/ | 0 |
| 164. | http://epa.gov/ncer/childrenscenters/harvard.html | 0 |
| 165. | http://epa.gov/ncer/rfa/2004/2004_air_poll_em.html | 0 |
| 166. | http://epa.gov/ncer/rfa/2006/2006_star_cns.html | 0 |
| 167. | http://epa.gov/ncer/p3/info/cosponsors.html | 0 |
| 168. | http://epa.gov/ncer/rfa/2006/2006_star_cafos.html | 0 |
| 169. | http://epa.gov/ncer/rfa/2007/2007_biodiversity_health.html | 0 |

| | Pages | Average Time to Serve (ms) |
|------|---|----------------------------|
| 170. | http://epa.gov/ncer/rfa/2004/2005_star_grad_fellow.html | 0 |
| 171. | http://epa.gov/ncer/fellow/gro/ | 0 |
| 172. | http://epa.gov/ncer/science/pm/centers.html | 0 |
| 173. | http://epa.gov/ncer/p3/overviews.html | 0 |
| 174. | http://epa.gov/ncer/events/news/2009/01_13_09_b_feature.html | 0 |
| 175. | http://epa.gov/ncer/publications/research_results_synthesis/ | 0 |
| 176. | http://epa.gov/ncer/fellow/recipients/gro_fellow08.html | 0 |
| 177. | http://epa.gov/ncer/guidance/faqs/faq_gro_undergrad.html | 0 |
| 178. | http://epa.gov/ncer/p3/project_websites/2006/2006awardwinners.html | 0 |
| 179. | http://epa.gov/ncer/events/news/2002/ | 0 |
| 180. | http://epa.gov/ncer/events/news/2009/01_13_09_feature.html | 0 |
| 181. | http://epa.gov/ncer/rfa/current/sbir_phase1.html | 0 |
| 182. | http://epa.gov/ncer/staa/about_staa.html | 0 |
| 183. | http://epa.gov/ncer/venturecapital/ | 0 |
| 184. | http://epa.gov/ncer/p3/expo/faq.html | 0 |
| 185. | http://epa.gov/ncer/p3/event_2009/09_date_loc.html | 0 |
| 186. | http://epa.gov/ncer/fellow/recipients/star_fellow03.html | 0 |
| 187. | http://epa.gov/ncer/childrenscenters/newsroom.html | 0 |
| 188. | http://epa.gov/ncer/sbir/program/ | 0 |
| 189. | http://epa.gov/ncer/rfa/2005/2005_sbir_phase1.html | 0 |
| 190. | http://epa.gov/ncer/publications/nano/purpose.html | 0 |
| 191. | http://epa.gov/ncer/events/news/2009/01_13_09_c_feature.html | 0 |
| 192. | http://epa.gov/ncer/p3/grantrecip.html | 0 |
| 193. | http://epa.gov/ncer/p3/info/media.html | 0 |
| 194. | http://epa.gov/ncer/biodiversity/solicitation.html | 0 |
| 195. | http://epa.gov/ncer/nano/research/particle_index.html | 0 |
| 196. | http://epa.gov/ncer/rfa/2006/2006_star_gcaq.html | 0 |

| | Pages | Average Time to Serve (ms) |
|-----------------------------------|---|----------------------------|
| 197. | http://epa.gov/ncer/childrenscenters/biographies.html | 0 |
| 198. | http://epa.gov/ncer/fellow/recipients/star_fellow05.html | 0 |
| 199. | http://epa.gov/ncer/publications/sbir/ | 0 |
| 200. | http://epa.gov/ncer/childrenscenters/berkeley.html | 0 |
| Subtotal for rows: 1 - 200 | | - |
| Other | | - |
| Total | | - |

items 1-200 of 2000

Pages - Help Card

 **Column Definitions**

Pages
Any displayed page. You can specify for each profile the types of files that qualify as a page. These settings can be changed by the WebTrends administrator.

Visits
Number of visits to this page. A visit is a series of actions that begins when a visitor views the first page from the server, and ends when the visitor leaves the site or remains idle beyond the idle-time limit. The default idle-time limit is thirty minutes. This time limit can be changed by the system administrator.

Views
Number of times this page was viewed by visitors.

Average Time Viewed
Average length of time the specified page was viewed. (The format is hh:mm:ss - hours:minutes:seconds.)

Average Time to Serve
Average amount of time (in milliseconds) it took to serve each document during the specified time interval. The time to serve spans from the time the server got a page request until it transmitted all the data.
Note: Zero values in this column probably indicates that your web server is not logging Time to Serve information.



Report Descriptions

Pages with good content and design are more likely to attract visitors and be revisited. Less popular pages on a site can be made more appealing by improving the content or incorporating design elements similar to that on the more important pages. Always remember that people are far more interested in content than in design, and average view times can help determine which content is most important to your visitors.

Content Groups

This report identifies the most popular groups of web site pages and how often they were visited.

Content Groups by Visits Trend

No data is available for this graph.

Content Groups by Visits

No data is available for this graph.

Content Groups

No data is available for this table.

Content Groups - Help Card



Column Definitions

Content Group

A defined group of web pages with specific things in common, such as the same types of products, services, or information.

Visits

Number of visits where the visitor viewed at least one page in the specified content group. A visit is a series of actions that begins when a visitor views their first page from the server, and ends when the visitor leaves the site or remains idle beyond the idle-time limit. The default idle-time limit is thirty minutes. This time limit can be changed by the system administrator.

Hits

Each file requested by a visitor registers as a hit. There can be several hits on each page. While the volume of hits reflects the amount of server traffic, it is not an accurate reflection of the number of pages viewed.



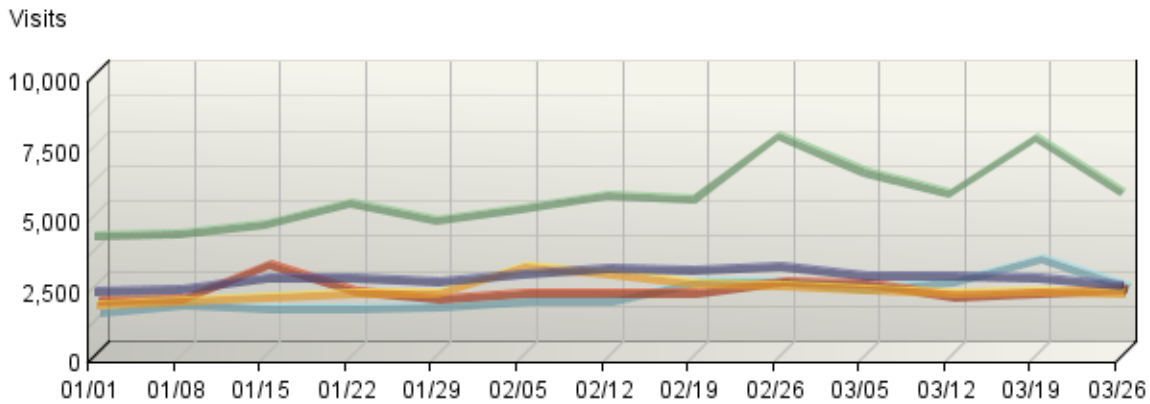
Report Descriptions

The information on this page can show you which content groups were most popular. This will reveal the reasons people visit your web site, and what is most interesting and least interesting to them.

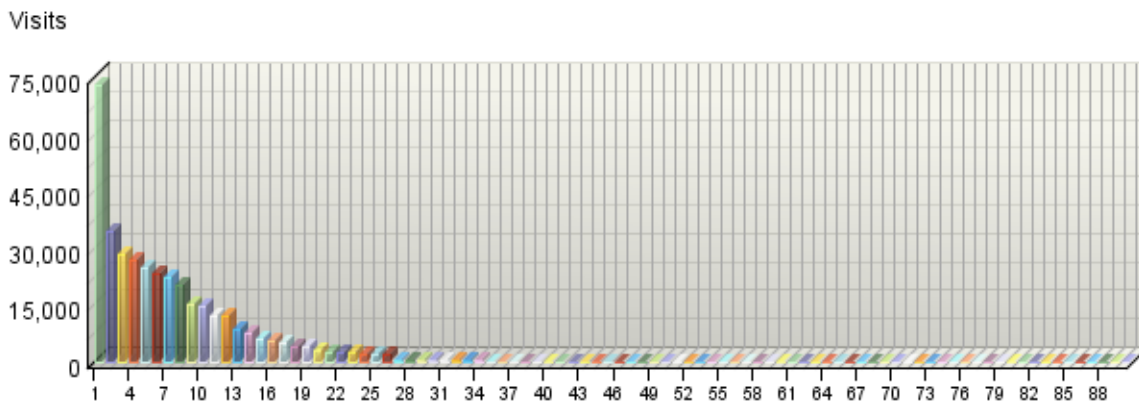
Directories

This report lists the most commonly accessed directories on your web site. This information can help determine the types of data most often requested.

Directories by Visits Trend



Directories by Visits



Directories

| | Path To Directory | Visits | Hits | Kbytes Transferred |
|----|---|--------|---------|--------------------|
| 1. | http://epa.gov/ncer/rfa | 72,734 | 181,195 | 10,897,541 |
| 2. | http://epa.gov/ncer/publications | 34,449 | 233,456 | 97,124,891 |
| 3. | http://epa.gov/ncer/events | 28,342 | 153,472 | 11,336,297 |
| 4. | http://epa.gov/ncer/p3 | 26,960 | 164,322 | 5,703,275 |

| | Path To Directory | Visits | Hits | Kbytes Transferred |
|-----|---|---------------|-------------|---------------------------|
| 5. | http://epa.gov/ncer/sbir | 24,844 | 63,093 | 3,900,100 |
| 6. | http://epa.gov/ncer/fellow | 23,518 | 73,468 | 6,335,491 |
| 7. | http://epa.gov/ncer/childrenscenters | 22,438 | 145,160 | 44,843,360 |
| 8. | http://epa.gov/ncer/ | 20,241 | 44,461 | 474,029 |
| 9. | http://epa.gov/ncer/nano | 15,215 | 96,010 | 14,171,277 |
| 10. | http://epa.gov/ncer/science | 14,582 | 50,310 | 5,235,717 |
| 11. | http://epa.gov/ncerqa | 12,124 | 19,532 | 326 |
| 12. | http://epa.gov/ncer/index_files | 12,105 | 13,939 | 366,059 |
| 13. | http://epa.gov/ncer/staa | 8,495 | 31,930 | 874,350 |
| 14. | http://epa.gov/ncer/grants | 7,362 | 11,436 | 262,727 |
| 15. | http://epa.gov/ncer/biodiversity | 6,287 | 18,556 | 1,370,629 |
| 16. | http://epa.gov/ncer/guidance | 5,640 | 10,099 | 205,557 |
| 17. | http://epa.gov/ncerqa_abstracts | 5,117 | 22,342 | 0 |
| 18. | http://epa.gov/ncer/styles | 4,136 | 5,502 | 9,407 |
| 19. | http://epa.gov/ncer/Scripts | 3,931 | 4,464 | 28,687 |
| 20. | http://epa.gov/ncer/centers | 2,801 | 8,443 | 321,615 |
| 21. | http://epa.gov/ncer/about | 2,731 | 3,221 | 49,549 |
| 22. | http://epa.gov/ncer/cns | 2,671 | 4,864 | 85,383 |
| 23. | http://epa.gov/ncer/results | 2,389 | 5,693 | 92,949 |
| 24. | http://epa.gov/ncer/other | 2,026 | 2,817 | 143,602 |
| 25. | http://epa.gov/ncer/listserv | 1,971 | 8,582 | 156,359 |
| 26. | http://epa.gov/ncer/cbra | 1,890 | 6,397 | 754,650 |
| 27. | http://epa.gov/ncer/venturecapital | 596 | 870 | 9,240 |
| 28. | http://epa.gov/ncer/news | 470 | 764 | 2,667 |
| 29. | http://epa.gov/ncer/multimedia | 468 | 800 | 557,273 |
| 30. | http://epa.gov/cgi-bin | 412 | 510 | 14 |
| 31. | http://epa.gov/ncer/indicators | 395 | 828 | 2,498 |
| 32. | http://epa.gov/ncer/fellows | 343 | 397 | 22,602 |
| 33. | http://epa.gov/ncer/images | 319 | 525 | 3,296 |
| 34. | http://epa.gov/ncer/early | 314 | 427 | 1,020 |
| 35. | http://epa.gov/ncer/mailing | 244 | 381 | 95,505 |
| 36. | http://epa.gov/ncer/2008drinkingwater | 189 | 373 | 3,975 |
| 37. | http://epa.gov/ncer/P3recipients | 166 | 264 | 1,760 |
| 38. | http://epa.gov/ncer/08CEIN | 156 | 290 | 98 |
| 39. | http://epa.gov/stats | 144 | 778 | 414,293 |
| 40. | http://epa.gov/ncer/search | 137 | 149 | 64 |
| 41. | http://epa.gov/ncer/07biodiversity | 131 | 235 | 62 |
| 42. | http://epa.gov/ncer/06fellowships | 125 | 171 | 1,952 |
| 43. | http://epa.gov/ncer/2005bioinformatics | 121 | 152 | 1,439 |
| 44. | http://epa.gov/ncer/decade_childrens_research | 120 | 243 | 21 |

| | Path To Directory | Visits | Hits | Kbytes Transferred |
|-----|---|---------------|-------------|---------------------------|
| 45. | http://epa.gov/ncer/08fellowships | 119 | 215 | 44 |
| 46. | http://epa.gov/ncer/pm | 118 | 224 | 23 |
| 47. | http://epa.gov/ncerqa.sbir | 101 | 105 | 0 |
| 48. | http://epa.gov/ncer/nano2005 | 100 | 165 | 1,224 |
| 49. | http://epa.gov/ncer/progress | 91 | 105 | 1,446 |
| 50. | http://epa.gov/ncer/2007cns | 77 | 151 | 56 |
| 51. | http://epa.gov/ncer_old | 77 | 79 | 225 |
| 52. | http://epa.gov/ncer/06global | 67 | 120 | 13 |
| 53. | http://epa.gov/ncer/recipients | 65 | 117 | 884 |
| 54. | http://epa.gov/ncer/07childrenscenters | 58 | 112 | 38 |
| 55. | http://epa.gov/ncer/briefings | 51 | 556 | 109,192 |
| 56. | http://epa.gov/ncer_pubs | 50 | 216 | 5,505 |
| 57. | http://epa.gov/ncer/pdf | 48 | 54 | 361 |
| 58. | http://epa.gov/ncer/07biomarkers | 45 | 97 | 37 |
| 59. | http://epa.gov/ncer/epscor | 40 | 45 | 853 |
| 60. | http://epa.gov/ncer/drinkingwaterpathogens | 38 | 41 | 39 |
| 61. | http://epa.gov/ncer/audio | 34 | 48 | 115,125 |
| 62. | http://epa.gov/ncer/outcome_indicators | 33 | 66 | 24 |
| 63. | http://epa.gov/ncer/05childbiomarker | 32 | 66 | 524 |
| 64. | http://epa.gov/ncerqal | 26 | 26 | 0 |
| 65. | http://epa.gov/ncer/draftsurvey | 18 | 19 | 95 |
| 66. | http://epa.gov/ncer/05drinkingwater | 17 | 18 | 297 |
| 67. | http://epa.gov/ncer/final | 15 | 235 | 3,539 |
| 68. | http://epa.gov/ncer/tse | 14 | 30 | 244 |
| 69. | http://epa.gov/ncer_abstracts | 11 | 18 | 195 |
| 70. | http://epa.gov/ncer/07innovpm | 10 | 13 | 130 |
| 71. | http://epa.gov/ncer/tsegrants | 9 | 10 | 2,246 |
| 72. | http://epa.gov/ | 8 | 11 | 142 |
| 73. | http://epa.gov/ncerqa&lt; | 6 | 7 | 0 |
| 74. | http://epa.gov/ncer?cm_sp=ExternalLink_-_Federal_-_EPA | 5 | 5 | 0 |
| 75. | http://epa.gov/ncerqa.ip | 3 | 3 | 0 |
| 76. | http://epa.gov/ncerqa.ch | 3 | 3 | 0 |
| 77. | http://epa.gov/ncerqa/elslists.htmltmhmt103.htmmmnkl.htmlderson2.htmlw | 2 | 2 | 0 |
| 78. | http://epa.gov/ncerqarrd | 2 | 2 | 0 |
| 79. | http://epa.gov/ncer/library | 2 | 2 | 0 |
| 80. | http://epa.gov/ncerqaknowledgeers.htmltaff | 2 | 2 | 0 |
| 81. | http://epa.gov/ncerqa.aspx | 2 | 2 | 0 |
| 82. | http://epa.gov/ncer/swpod1 | 2 | 3 | 1 |
| 83. | http://epa.gov/ncerqa.rfa | 1 | 1 | 0 |

| | Path To Directory | Visits | Hits | Kbytes Transferred |
|--------------|---|---------------|------------------|---------------------------|
| 84. | http://epa.gov/ncerqa/abstracts | 1 | 1 | 0 |
| 85. | http://epa.gov/ncer/abstracts_old | 1 | 4 | 2 |
| 86. | http://epa.gov/ncer/facebook | 1 | 2 | 0 |
| 87. | http://epa.gov/ncer/08apms | 1 | 1 | 51 |
| 88. | http://epa.gov/ncerqa/under | 1 | 1 | 0 |
| 89. | http://epa.gov/ncerqa/abstracts | 1 | 1 | 0 |
| 90. | http://epa.gov/ncer/newsroom | 1 | 2 | 0 |
| Total | | - | 1,393,927 | 206,104,125 |

items 1-90 of 90

Directories - Help Card



Column Definitions

Path to Directory

The full URL path to the directory being analyzed.

Visits

Number of visits to pages within the specified directory. A visit is a series of actions that begins when a visitor views their first page from the server, and ends when the visitor leaves the site or remains idle beyond the idle-time limit. The default idle-time limit is thirty minutes. This time limit can be changed by the system administrator.

Hits

Each file requested by a visitor registers as a hit. There can be several hits on each page. While the volume of hits reflects the amount of server traffic, it is not an accurate reflection of the number of pages viewed.

Kbytes Transferred

Number of kilobytes of data transferred by the server from the specified directory to your visitors.



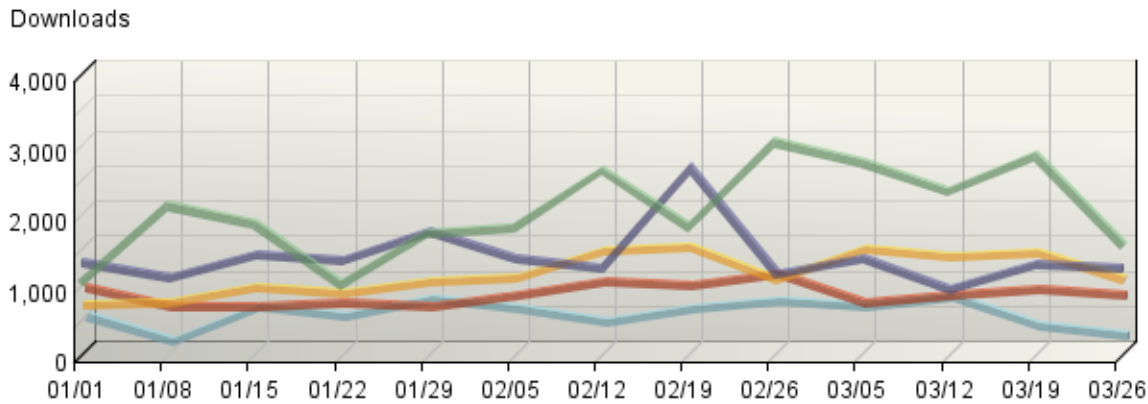
Report Descriptions

This report indicates the content visitors are most interested in. Use this information to determine which content areas to develop further, which areas to focus on less, and how you can arrange your content most effectively. If the table is sorted by kilobytes of data transferred, this page reveals what kind of data the server spends the most time transferring, and may suggest different ways to organize your data, or different ways to distribute the server load if you have more than one server.

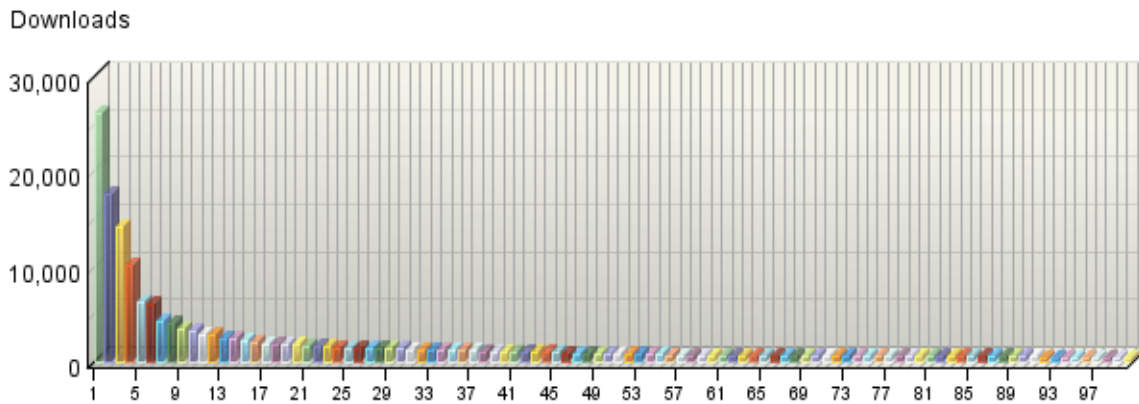
Downloaded Files

This report identifies the most popular files downloaded from your site.

Downloaded Files Trend



Downloaded Files



Downloaded Files

| | Downloaded Files | Downloads | % Downloads | Visits |
|----|---|-----------|-------------|--------|
| 1. | http://epa.gov/ncer/nano/publications/whitepaper12022005.pdf | 26,157 | 6.75% | 1,745 |
| 2. | http://epa.gov/ncer/publications/statesci/bioengineering.pdf | 17,657 | 4.56% | 691 |
| 3. | http://epa.gov/ncer/nano/lectures/zhang0705.pdf | 14,175 | 3.66% | 1,062 |

| | Downloaded Files | Downloads | % Downloads | Visits |
|-----|---|------------------|--------------------|---------------|
| 4. | http://epa.gov/ncer/nano/publications/nano_strategy_012408.pdf | 10,203 | 2.63% | 1,060 |
| 5. | http://epa.gov/ncer/publications/workshop/pdf/10_26_05proceeding1.pdf | 6,259 | 1.62% | 421 |
| 6. | http://epa.gov/ncer/publications/workshop/nano_proceed.pdf | 6,033 | 1.56% | 691 |
| 7. | http://epa.gov/ncer/p3/success/michigan.pdf | 4,228 | 1.09% | 307 |
| 8. | http://epa.gov/ncer/publications/nano/pdf/GaudianaKonarka Overview - September 8, 2003.pdf | 3,991 | 1.03% | 109 |
| 9. | http://epa.gov/ncer/rfa/2009/2009_sbir_phase1.pdf | 3,448 | 0.89% | 779 |
| 10. | http://epa.gov/ncer/publications/research_results_needs/combustionEmmissionsReport.pdf | 3,149 | 0.81% | 312 |
| 11. | http://epa.gov/ncer/science/pm/hei/DieselSpecialReport02.pdf | 2,938 | 0.76% | 266 |
| 12. | http://epa.gov/ncer/nano/publications/complete_nano_proceedings_011108.pdf | 2,835 | 0.73% | 224 |
| 13. | http://epa.gov/ncer/publications/nano/pdf/Rama.pdf | 2,398 | 0.62% | 180 |
| 14. | http://epa.gov/ncer/biodiversity/pubs/tre_vol8_306.pdf | 2,349 | 0.61% | 472 |
| 15. | http://epa.gov/ncer/fellow/gro/gro_newsletter_issue1_08.pdf | 2,301 | 0.59% | 120 |
| 16. | http://epa.gov/ncer/publications/workshop/microorganisms_drinking_water_proceedings.pdf | 2,085 | 0.54% | 173 |
| 17. | http://epa.gov/ncer/sbir/success/pdf/stories05.pdf | 1,894 | 0.49% | 204 |
| 18. | http://epa.gov/ncer/nano/lectures/merzbacher_05_02_05_presentation.pdf | 1,838 | 0.47% | 289 |
| 19. | http://epa.gov/ncer/nano/lectures/mcneil_030706.pdf | 1,797 | 0.46% | 359 |
| 20. | http://epa.gov/ncer/publications/nano/pdf/tomsonNSF 91503.pdf | 1,775 | 0.46% | 50 |
| 21. | http://epa.gov/ncer/publications/overview/bioavailability_complete_book.pdf | 1,628 | 0.42% | 339 |
| 22. | http://epa.gov/ncer/science/pm/hei/Rean-ExecSumm.pdf | 1,608 | 0.42% | 99 |
| 23. | http://epa.gov/ncer/publications/research_results_synthesis/ceh_report_508.pdf | 1,571 | 0.41% | 1,156 |
| 24. | http://epa.gov/ncer/publications/research_results_synthesis/mercury_rpt_final.pdf | 1,504 | 0.39% | 253 |
| 25. | http://epa.gov/ncer/sbir/stimulusfactsheet.pdf | 1,495 | 0.39% | 1,174 |
| 26. | http://epa.gov/ncer/nano/publications/nanotechnology4-20-04.pdf | 1,430 | 0.37% | 247 |

| | Downloaded Files | Downloads | % Downloads | Visits |
|-----|---|------------------|--------------------|---------------|
| 27. | http://epa.gov/ncer/publications/workshop/pdf/fnanoproc_092005.pdf | 1,426 | 0.37% | 186 |
| 28. | http://epa.gov/ncer/science/tse/sos.pdf | 1,385 | 0.36% | 209 |
| 29. | http://epa.gov/ncer/staa/annual/2008/2008adminletter.pdf | 1,378 | 0.36% | 701 |
| 30. | http://epa.gov/ncer/nano/lectures/shull_06_27_05_presentation.pdf | 1,350 | 0.35% | 180 |
| 31. | http://epa.gov/ncer/publications/workshop/pdf/10_20_05_nanosummary.pdf | 1,268 | 0.33% | 345 |
| 32. | http://epa.gov/ncer/publications/workshop/pdf/endocrine_disruptors.pdf | 1,258 | 0.32% | 197 |
| 33. | http://epa.gov/ncer/publications/regions/5/pdf/plewa7_14_2004.pdf | 1,207 | 0.31% | 196 |
| 34. | http://epa.gov/ncer/childrenscenters/presentations/10_10_07/07childrenworkshop.pdf | 1,168 | 0.30% | 98 |
| 35. | http://epa.gov/ncer/publications/handouts/conference_flyer2008.pdf | 1,158 | 0.30% | 251 |
| 36. | http://epa.gov/ncer/publications/workshop/8-18-04/pdf/drzal_epa-star_08-17-04_(final).pdf | 1,122 | 0.29% | 177 |
| 37. | http://epa.gov/ncer/guidance/partpolicy.pdf | 1,121 | 0.29% | 972 |
| 38. | http://epa.gov/ncer/cbra/presentations/11_18_07/proceedings.pdf | 1,096 | 0.28% | 140 |
| 39. | http://epa.gov/ncer/publications/venturecapital/buildingbridges.pdf | 1,078 | 0.28% | 170 |
| 40. | http://epa.gov/ncer/p3/expo/2008_P3_expo_programguide.pdf | 1,077 | 0.28% | 190 |
| 41. | http://epa.gov/ncer/nano/lectures/maynard_06_13_05_presentation.pdf | 1,020 | 0.26% | 207 |
| 42. | http://epa.gov/ncer/rfa/forms/NCER_std_form_5-STAR_Grant_applications.pdf | 973 | 0.25% | 251 |
| 43. | http://epa.gov/ncer/science/tse/decade_innovation.pdf | 962 | 0.25% | 241 |
| 44. | http://epa.gov/ncer/events/calendar/2008/may07/ziemmann_may0708.pdf | 953 | 0.25% | 148 |
| 45. | http://epa.gov/ncer/events/calendar/2007/feb20_2/adams_presentation.pdf | 917 | 0.24% | 124 |
| 46. | http://epa.gov/ncer/publications/workshop/pdf/parry_water82007.pdf | 890 | 0.23% | 108 |
| 47. | http://epa.gov/ncer/sbir/report.pdf | 869 | 0.22% | 574 |
| 48. | http://epa.gov/ncer/publications/workshop/pdf/10_20_05_dreher_kevin.pdf | 795 | 0.21% | 185 |
| 49. | http://epa.gov/ncer/nano/factsheet/nano_factsheet.pdf | 792 | 0.20% | 521 |
| 50. | http://epa.gov/ncer/publications/biomarkers/Biomarkers_report_2-5-07.pdf | 791 | 0.20% | 194 |

| | Downloaded Files | Downloads | % Downloads | Visits |
|-----|---|------------------|--------------------|---------------|
| 51. | http://epa.gov/ncer/nano/lectures/roco_04_18_05_presentation.pdf | 773 | 0.20% | 127 |
| 52. | http://epa.gov/ncer/rfa/forms/p3abstract.pdf | 759 | 0.20% | 571 |
| 53. | http://epa.gov/ncer/nano/publications/8-18-04/fnanoproc_092005.pdf | 736 | 0.19% | 124 |
| 54. | http://epa.gov/ncer/P3/expo/p3publicbook041607.pdf | 719 | 0.19% | 183 |
| 55. | http://epa.gov/ncer/publications/workshop/06_21_07/chow.pdf | 717 | 0.19% | 108 |
| 56. | http://epa.gov/ncer/publications/bibliometrics/fellows_bibliography.pdf | 705 | 0.18% | 164 |
| 57. | http://epa.gov/ncer/publications/nano/pdf/BaerEPA-Workshop--SmallParticleChemistry-final.pdf | 695 | 0.18% | 86 |
| 58. | http://epa.gov/ncer/science/endocrine/pdf/workshop06/lazorchak.pdf | 692 | 0.18% | 104 |
| 59. | http://epa.gov/ncer/nano/publications/2002_august_nano_star_workshop.pdf | 685 | 0.18% | 180 |
| 60. | http://epa.gov/ncer/rfa/forms/sf424-v2.0.pdf | 679 | 0.18% | 524 |
| 61. | http://epa.gov/ncer/publications/workshop/pdf/10_26_04_valuation_session4.pdf | 677 | 0.17% | 48 |
| 62. | http://epa.gov/ncer/nano/lectures/teague_042505_presentation.pdf | 667 | 0.17% | 149 |
| 63. | http://epa.gov/ncer/childrenscenters/pesticidewinter07.pdf | 663 | 0.17% | 268 |
| 64. | http://epa.gov/ncer/sbir/2008factsheet.pdf | 650 | 0.17% | 569 |
| 65. | http://epa.gov/ncer/publications/sbir/report.pdf | 645 | 0.17% | 99 |
| 66. | http://epa.gov/ncer/biodiversity/pubs/proc_vol237_2127.pdf | 640 | 0.17% | 203 |
| 67. | http://epa.gov/ncer/publications/ncer/ncer_annualreport.pdf | 635 | 0.16% | 235 |
| 68. | http://epa.gov/ncer/publications/workshop/pdf/eirkson_chicago82007.pdf | 635 | 0.16% | 116 |
| 69. | http://epa.gov/ncer/rfa/2008/compilation_of_epa_ord_res_prog_descrip.pdf | 633 | 0.16% | 119 |
| 70. | http://epa.gov/ncer/publications/workshop/8-23-2005/Gressitt_0915_d3.pdf | 628 | 0.16% | 95 |
| 71. | http://epa.gov/ncer/publications/workshop/8-18-04/pdf/EPA2004Goerge_Chumanov.pdf | 626 | 0.16% | 93 |
| 72. | http://epa.gov/ncer/events/calendar/2007/nov8/pulsipher.pdf | 626 | 0.16% | 69 |
| 73. | http://epa.gov/ncer/publications/epa_center_reports/FinalDraft-ACEINC-NewIndicators.pdf | 603 | 0.16% | 219 |
| 74. | http://epa.gov/ncer/publications/workshop/pdf/hutchins_ord82007.pdf | 595 | 0.15% | 112 |
| 75. | http://epa.gov/ncer/nano/publications/pm_publications.pdf | 593 | 0.15% | 113 |

| | Downloaded Files | Downloads | % Downloads | Visits |
|-----|---|------------------|--------------------|---------------|
| 76. | http://epa.gov/ncer/publications/workshop/8-18-04/pdf/larsen.pdf | 586 | 0.15% | 119 |
| 77. | http://epa.gov/ncer/publications/workshop/pdf/humanhealthproc.pdf | 585 | 0.15% | 115 |
| 78. | http://epa.gov/ncer/publications/workshop/pdf/02_collins.pdf | 559 | 0.14% | 89 |
| 79. | http://epa.gov/ncer/nano/lectures/shah92605.pdf | 558 | 0.14% | 133 |
| 80. | http://epa.gov/ncer/biodiversity/pubs/ann_vol27_247.pdf | 552 | 0.14% | 389 |
| 81. | http://epa.gov/ncer/publications/search/wastebatch.pdf | 547 | 0.14% | 29 |
| 82. | http://epa.gov/ncer/nano/relevant_meetings/03_03_09_call.pdf | 533 | 0.14% | 172 |
| 83. | http://epa.gov/ncer/publications/workshop/pdf/EE-0492-03.pdf | 528 | 0.14% | 108 |
| 84. | http://epa.gov/ncer/nano/relevant_meetings/NanotoxicologyMeeting2006.pdf | 519 | 0.13% | 174 |
| 85. | http://epa.gov/ncer/fellow/gro/gro_newsletter_issue2_08.pdf | 519 | 0.13% | 242 |
| 86. | http://epa.gov/ncer/sbir/success/pdf/nanofibers.pdf | 518 | 0.13% | 426 |
| 87. | http://epa.gov/ncer/publications/workshop/8-23-2005/OConnor_0825_d3.pdf | 516 | 0.13% | 116 |
| 88. | http://epa.gov/ncer/publications/workshop/8-23-2005/Daughton_0915_d1.pdf | 512 | 0.13% | 73 |
| 89. | http://epa.gov/ncer/publications/workshop/pdf/sedlak_california82007.pdf | 510 | 0.13% | 92 |
| 90. | http://epa.gov/ncer/events/calendar/2008/apr08/choi_chris.pdf | 510 | 0.13% | 81 |
| 91. | http://epa.gov/ncer/publications/workshop/bynd_com_sess2.pdf | 509 | 0.13% | 150 |
| 92. | http://epa.gov/ncer/publications/workshop/8-23-2005/Black_355_d1.pdf | 506 | 0.13% | 84 |
| 93. | http://epa.gov/ncer/science/pm/pm.pdf | 503 | 0.13% | 31 |
| 94. | http://epa.gov/ncer/nano/publications/nano_fed_reg_021308.pdf | 494 | 0.13% | 419 |
| 95. | http://epa.gov/ncer/publications/workshop/9-27-2004/pdf/nel.pdf | 492 | 0.13% | 90 |
| 96. | http://epa.gov/ncer/events/calendar/2008/apr08/kause_janell.pdf | 481 | 0.12% | 100 |
| 97. | http://epa.gov/ncer/publications/workshop/09_25_07/gallagher_092507.pdf | 477 | 0.12% | 101 |
| 98. | http://epa.gov/ncer/fellow/fellowforms.pdf | 473 | 0.12% | 225 |
| 99. | http://epa.gov/ncer/publications/handouts/ncer_flyer_2008.pdf | 471 | 0.12% | 229 |

| | Downloaded Files | Downloads | % Downloads | Visits |
|------|---|------------------|--------------------|---------------|
| 100. | http://epa.gov/ncer/sbir/success/pdf/measurement.pdf | 470 | 0.12% | 405 |
| 101. | http://epa.gov/ncer/publications/workshop/09_25_07/farmer_092507.pdf | 469 | 0.12% | 101 |
| 102. | http://epa.gov/ncer/events/calendar/2008/apr08/sinclair_ryan.pdf | 463 | 0.12% | 95 |
| 103. | http://epa.gov/ncer/publications/workshop/09_25_07/knudsen_092507.pdf | 459 | 0.12% | 67 |
| 104. | http://epa.gov/ncer/rfa/forms/keycontacts.pdf | 456 | 0.12% | 382 |
| 105. | http://epa.gov/ncer/publications/workshop/pdf/gluckman_region582007.pdf | 452 | 0.12% | 99 |
| 106. | http://epa.gov/ncer/publications/venturecapital/engagingmarketplace.pdf | 446 | 0.12% | 155 |
| 107. | http://epa.gov/ncer/publications/workshop/globalaquaticeco_60806.pdf | 440 | 0.11% | 101 |
| 108. | http://epa.gov/ncer/events/calendar/2007/sep26/cadmus.pdf | 433 | 0.11% | 77 |
| 109. | http://epa.gov/ncer/childrenscenters/outreach_docs/Green_Bay_Area_Fishing_Advisory_English.pdf | 432 | 0.11% | 138 |
| 110. | http://epa.gov/ncer/publications/workshop/decisionmakingmeet0108.pdf | 429 | 0.11% | 53 |
| 111. | http://epa.gov/ncer/events/calendar/2007/apr5/poster_LiY.pdf | 427 | 0.11% | 334 |
| 112. | http://epa.gov/ncer/events/calendar/2007/apr5/poster_ElliottB.pdf | 426 | 0.11% | 340 |
| 113. | http://epa.gov/ncer/publications/workshop/pdf/snow_nebraska82007.pdf | 426 | 0.11% | 82 |
| 114. | http://epa.gov/ncer/publications/workshop/8-23-2005/Armstrong_150_d2.pdf | 424 | 0.11% | 58 |
| 115. | http://epa.gov/ncer/sbir/success/pdf/hydrogen.pdf | 423 | 0.11% | 345 |
| 116. | http://epa.gov/ncer/publications/workshop/pdf/10_20_05_tratnyet_paul.pdf | 422 | 0.11% | 97 |
| 117. | http://epa.gov/ncer/rfa/2008/2008_sbir_phase1.pdf | 420 | 0.11% | 371 |
| 118. | http://epa.gov/ncer/science/endocrine/pdf/review/edcsubcommitteereport-finalversion.pdf | 418 | 0.11% | 125 |
| 119. | http://epa.gov/ncer/publications/nano/pdf/sailor2003_EPA_sailor.pdf | 416 | 0.11% | 88 |
| 120. | http://epa.gov/ncer/sbir/success/pdf/vehicle.pdf | 406 | 0.10% | 367 |
| 121. | http://epa.gov/ncer/publications/workshop/pdf/03_richardson.pdf | 405 | 0.10% | 80 |
| 122. | http://epa.gov/ncer/rfa/forms/approved_budget_sheet.pdf | 396 | 0.10% | 346 |

| | Downloaded Files | Downloads | % Downloads | Visits |
|------|---|------------------|--------------------|---------------|
| 123. | http://epa.gov/ncer/publications/research_research_synthesis/ceh_es_22108.pdf | 389 | 0.10% | 335 |
| 124. | http://epa.gov/ncer/events/calendar/2008/apr08/bennett_steve.pdf | 387 | 0.10% | 119 |
| 125. | http://epa.gov/ncer/fellow/fellow_news_letter.pdf | 386 | 0.10% | 184 |
| 126. | http://epa.gov/ncer/childrenscenters/pesticidespring07.pdf | 382 | 0.10% | 187 |
| 127. | http://epa.gov/ncer/publications/epa_center_reports/FinalOutput_EaGLENewTools2005.pdf | 381 | 0.10% | 194 |
| 128. | http://epa.gov/ncer/publications/starreport/starsix.pdf | 379 | 0.10% | 165 |
| 129. | http://epa.gov/ncer/staa/annual/2009/09staacalltr.pdf | 378 | 0.10% | 356 |
| 130. | http://epa.gov/ncer/sbir/success/pdf/novelliquid.pdf | 378 | 0.10% | 334 |
| 131. | http://epa.gov/ncer/rfa/forms/sf424instructions.pdf | 376 | 0.10% | 339 |
| 132. | http://epa.gov/ncer/publications/workshop/09_25_07/sepa_iccai_092507.pdf | 373 | 0.10% | 80 |
| 133. | http://epa.gov/ncer/rfa/2009/2009_sbir_phase1.doc | 373 | 0.10% | 360 |
| 134. | http://epa.gov/ncer/science/endocrine/pdf/workshop06/swan.pdf | 373 | 0.10% | 69 |
| 135. | http://epa.gov/ncer/publications/workshop/8-18-04/pdf/wang.pdf | 371 | 0.10% | 83 |
| 136. | http://epa.gov/ncer/publications/workshop/9-15-2003/pdf/tomsonNSF91503.pdf | 371 | 0.10% | 12 |
| 137. | http://epa.gov/ncer/childrenscenters/full_text/healthed_vol31_491.pdf | 370 | 0.10% | 260 |
| 138. | http://epa.gov/ncer/rfa/forms/sf424_i.pdf | 365 | 0.09% | 329 |
| 139. | http://epa.gov/ncer/events/calendar/2007/apr5/presentation_waits.pdf | 361 | 0.09% | 85 |
| 140. | http://epa.gov/ncer/publications/workshop/8-23-2005/Buzby_300_d2.pdf | 360 | 0.09% | 67 |
| 141. | http://epa.gov/ncer/sbir/success/pdf/phytoremediation.pdf | 358 | 0.09% | 316 |
| 142. | http://epa.gov/ncer/events/calendar/2008/jan22/paerl.pdf | 354 | 0.09% | 75 |
| 143. | http://epa.gov/ncer/sbir/program/report.pdf | 353 | 0.09% | 99 |
| 144. | http://epa.gov/ncer/events/calendar/2008/apr08/dennis_sherri.pdf | 350 | 0.09% | 120 |
| 145. | http://epa.gov/ncer/fellow/posters/ppt/mcginnis_2004_star.pdf | 346 | 0.09% | 153 |
| 146. | http://epa.gov/ncer/publications/workshop/pdf/EE-0484-09.pdf | 345 | 0.09% | 65 |


| | Downloaded Files | Downloads | % Downloads | Visits |
|------|---|------------------|--------------------|---------------|
| 147. | http://epa.gov/ncer/publications/workshop/pdf/13_clements.pdf | 344 | 0.09% | 63 |
| 148. | http://epa.gov/ncer/publications/workshop/pdf/10_20_05_kargbo_david.pdf | 343 | 0.09% | 75 |
| 149. | http://epa.gov/ncer/publications/workshop/06_21_07/seinfeld.pdf | 343 | 0.09% | 82 |
| 150. | http://epa.gov/ncer/publications/workshop/09_25_07/rappaport_092507.pdf | 340 | 0.09% | 96 |
| 151. | http://epa.gov/ncer/fellow/posters/ppt/montie_2004_star.pdf | 339 | 0.09% | 250 |
| 152. | http://epa.gov/ncer/publications/venturecapital/intraagencycoord.pdf | 336 | 0.09% | 158 |
| 153. | http://epa.gov/ncer/publications/workshop/9-28-2004/pdf/nel.pdf | 334 | 0.09% | 65 |
| 154. | http://epa.gov/ncer/publications/workshop/9-9-2003/pdf/philip_berger.pdf | 333 | 0.09% | 87 |
| 155. | http://epa.gov/ncer/events/calendar/2007/feb20_2/schauer_presentation.pdf | 332 | 0.09% | 94 |
| 156. | http://epa.gov/ncer/sbir/success/pdf/handheld.pdf | 331 | 0.09% | 293 |
| 157. | http://epa.gov/ncer/sbir/success/pdf/sea_sweep_success.pdf | 329 | 0.08% | 141 |
| 158. | http://epa.gov/ncer/nano/lectures/internationalstandards.pdf | 328 | 0.08% | 241 |
| 159. | http://epa.gov/ncer/events/calendar/2007/feb20_2/jacob_presentation.pdf | 326 | 0.08% | 58 |
| 160. | http://epa.gov/ncer/publications/factsheets/mesa_air.pdf | 320 | 0.08% | 183 |
| 161. | http://epa.gov/ncer/publications/workshop/9-15-2003/pdf/BaerEPA-Workshop--SmallIParticleChemistry-final.pdf | 320 | 0.08% | 61 |
| 162. | http://epa.gov/ncer/events/calendar/2007/apr5/presentation_richards.pdf | 314 | 0.08% | 65 |
| 163. | http://epa.gov/ncer/publications/workshop/pdf/EE-0492-04.pdf | 313 | 0.08% | 104 |
| 164. | http://epa.gov/ncer/sbir/success/pdf/innovative.pdf | 313 | 0.08% | 249 |
| 165. | http://epa.gov/ncer/publications/workshop/8-18-04/pdf/william_trogler.pdf | 313 | 0.08% | 79 |
| 166. | http://epa.gov/ncer/events/calendar/2008/apr08/murray_regan.pdf | 311 | 0.08% | 80 |
| 167. | http://epa.gov/ncer/publications/workshop/pdf/07_hilderbrand.pdf | 310 | 0.08% | 78 |
| 168. | http://epa.gov/ncer/publications/factsheets/mrguidefinal41006.pdf | 309 | 0.08% | 231 |
| 169. | http://epa.gov/ncer/fellow/posters/ppt/mchugh_2004_star.pdf | 308 | 0.08% | 152 |

| | Downloaded Files | Downloads | % Downloads | Visits |
|------|---|------------------|--------------------|---------------|
| 170. | http://epa.gov/ncer/publications/workshop/06_21_07/turpin.pdf | 307 | 0.08% | 71 |
| 171. | http://epa.gov/ncer/publications/starreport/starten.pdf | 302 | 0.08% | 278 |
| 172. | http://epa.gov/ncer/p3/expo/eateriesparking.pdf | 302 | 0.08% | 257 |
| 173. | http://epa.gov/ncer/rfa/forms/sf424i_instructions.pdf | 300 | 0.08% | 277 |
| 174. | http://epa.gov/ncer/publications/workshop/11-30-2005/Rochester_PM_Center_Kickoff.pdf | 299 | 0.08% | 80 |
| 175. | http://epa.gov/ncer/publications/workshop/pdf/EE-0475-07.pdf | 296 | 0.08% | 68 |
| 176. | http://epa.gov/ncer/biodiversity/pubs/ppg_vol29_239.pdf | 294 | 0.08% | 250 |
| 177. | http://epa.gov/ncer/sbir/success/pdf/recovery.pdf | 291 | 0.08% | 250 |
| 178. | http://epa.gov/ncer/science/endocrine/pdf/workshop06/holt.pdf | 290 | 0.07% | 63 |
| 179. | http://epa.gov/ncer/publications/workshop/8-18-04/pdf/wan_y_shih_epa_grantee_meeting_8-18,21-2004_2.pdf | 289 | 0.07% | 72 |
| 180. | http://epa.gov/ncer/sbir/success/pdf/electrochemical.pdf | 288 | 0.07% | 266 |
| 181. | http://epa.gov/ncer/sbir/success/pdf/newcoating.pdf | 287 | 0.07% | 234 |
| 182. | http://epa.gov/ncer/events/calendar/2007/sep26/millennium.pdf | 286 | 0.07% | 42 |
| 183. | http://epa.gov/ncer/science/tse/epafinal.pdf | 286 | 0.07% | 97 |
| 184. | http://epa.gov/ncer/fellow/posters/jpeg/ganser_2004_star.pdf | 284 | 0.07% | 25 |
| 185. | http://epa.gov/ncer/publications/workshop/09_25_07/kingsley_092507.pdf | 283 | 0.07% | 77 |
| 186. | http://epa.gov/ncer/sbir/success/pdf/upflow.pdf | 283 | 0.07% | 237 |
| 187. | http://epa.gov/ncer/fellow/posters/ppt/penalva_2004_star.pdf | 282 | 0.07% | 132 |
| 188. | http://epa.gov/ncer/publications/nano/pdf/FeinNano.pdf | 282 | 0.07% | 32 |
| 189. | http://epa.gov/ncer/publications/nano/pdf/Hwang.pdf | 281 | 0.07% | 63 |
| 190. | http://epa.gov/ncer/publications/workshop/pdf/10_20_05_sedlak_david.pdf | 281 | 0.07% | 94 |
| 191. | http://epa.gov/ncer/publications/workshop/nsf_epa.pdf | 280 | 0.07% | 138 |
| 192. | http://epa.gov/ncer/publications/workshop/12_5_2006/basin.pdf | 280 | 0.07% | 58 |

| | Downloaded Files | Downloads | % Downloads | Visits |
|-----------------------------------|---|------------------|--------------------|----------------|
| 193. | http://epa.gov/ncer/fellow/gro/epa_mai_survey_report_final.pdf | 279 | 0.07% | 267 |
| 194. | http://epa.gov/ncer/p3/p3_factsheet.pdf | 279 | 0.07% | 261 |
| 195. | http://epa.gov/ncer/publications/workshop/pdf/10_20_05_ruiz_nancy.pdf | 277 | 0.07% | 62 |
| 196. | http://epa.gov/ncer/publications/workshop/pdf/hemming_wisconsin82007.pdf | 274 | 0.07% | 69 |
| 197. | http://epa.gov/ncer/nano/factsheet/nanofactsheetjune07.pdf | 272 | 0.07% | 219 |
| 198. | http://epa.gov/ncer/publications/workshop/06_21_07/kleeman.pdf | 272 | 0.07% | 71 |
| 199. | http://epa.gov/ncer/rfa/2008/2008_sbir_phase1.doc | 270 | 0.07% | 258 |
| 200. | http://epa.gov/ncer/publications/workshop/pdf/EE-0484-04.pdf | 270 | 0.07% | 58 |
| Subtotal for rows: 1 - 200 | | 217,086 | 56.05% | 43,915 |
| Other | | 170,197 | 43.95% | 127,066 |
| Total | | 387,283 | 100.00% | 170,981 |

items 1-200 of 1000


Downloaded Files - Help Card

 **Column Definitions**

Files
The path and filename of the file being analyzed.

Downloads
Number of times the specified file was downloaded by a visitor. If an error occurred during a transfer, the transfer is not counted. Note that downloaded PDF files may cause an inflated count. See KnowledgeBase article NETIQKB2494 for more information.

Visits
Number of visits that accessed the specified files. A visit is a series of actions that begins when a visitor views their first page from the server, and ends when the visitor leaves the site or remains idle beyond the idle-time limit. The default idle-time limit is thirty minutes. This time limit can be changed by the system administrator.

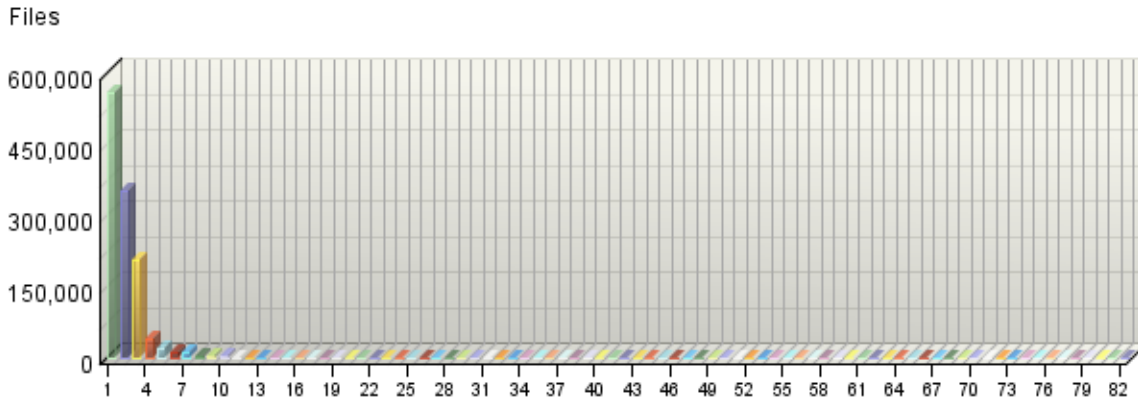
 **Report Descriptions**

This information shows you the most popular downloadable files on your web site. Files that don't appear on the list, or appear low on the list, may require maintenance such as decreasing the file size, improving link placement, or elimination to make room for more popular content.

Accessed File Types

This report identifies the types of files accessed on your site and the total number of kilobytes of data transferred for each file type. Cached requests and erred hits are excluded from the totals.

Accessed File Types by Files



Accessed File Types

| File Type | Files | % Files | Kbytes Transferred |
|-----------|---------|---------|--------------------|
| 1. html | 558,500 | 45.97% | 19,098,677 |
| 2. pdf | 351,147 | 28.90% | 84,336,270 |
| 3. htm | 204,953 | 16.87% | 2,611,842 |
| 4. js | 40,269 | 3.31% | 427,084 |
| 5. ppt | 21,018 | 1.73% | 56,884,648 |
| 6. css | 13,958 | 1.15% | 27,621 |
| 7. swf | 10,571 | 0.87% | 385,145 |
| 8. doc | 3,300 | 0.27% | 422,892 |
| 9. scc | 3,051 | 0.25% | 1,126 |
| 10. flv | 2,615 | 0.22% | 15,836,548 |
| 11. mp4 | 1,914 | 0.16% | 13,516,199 |
| 12. pl | 507 | 0.04% | 0 |
| 13. xml | 475 | 0.04% | 3,643 |
| 14. wmv | 333 | 0.03% | 11,468,053 |
| 15. wpd | 331 | 0.03% | 8,844 |
| 16. wma | 303 | 0.02% | 38,299 |
| 17. mp3 | 266 | 0.02% | 331,002 |
| 18. map | 265 | 0.02% | 32 |

| | File Type | Files | % Files | Kbytes Transferred |
|-----|-------------------|--------------|----------------|---------------------------|
| 19. | ht | 153 | 0.01% | 0 |
| 20. | smi | 87 | 0.01% | 1,021 |
| 21. | mov | 77 | 0.01% | 346,996 |
| 22. | ico | 76 | 0.01% | 0 |
| 23. | rm | 62 | 0.01% | 97,764 |
| 24. | jbf | 58 | 0.00% | 2,054 |
| 25. | wp5 | 50 | 0.00% | 1,628 |
| 26. | eps | 43 | 0.00% | 17,350 |
| 27. | htmlw | 41 | 0.00% | 0 |
| 28. | mpg | 39 | 0.00% | 21,358 |
| 29. | wav | 37 | 0.00% | 115,125 |
| 30. | m3u | 32 | 0.00% | 3 |
| 31. | htmltmlw | 27 | 0.00% | 0 |
| 32. | hold | 26 | 0.00% | 1,107 |
| 33. | old | 24 | 0.00% | 119 |
| 34. | db | 24 | 0.00% | 4,096 |
| 35. | sit | 19 | 0.00% | 323 |
| 36. | psd | 17 | 0.00% | 2,903 |
| 37. |) | 15 | 0.00% | 0 |
| 38. | htmlhtmlw | 14 | 0.00% | 0 |
| 39. | htmltmlhtmlw | 10 | 0.00% | 0 |
| 40. | htmlmltmlw | 10 | 0.00% | 0 |
| 41. | htmlmlw | 9 | 0.00% | 0 |
| 42. | h | 8 | 0.00% | 0 |
| 43. | html) | 8 | 0.00% | 0 |
| 44. | htmlhtmlw | 7 | 0.00% | 0 |
| 45. | htmlhtmlw | 7 | 0.00% | 0 |
| 46. | zip | 7 | 0.00% | 2,678 |
| 47. | htmlmlw | 6 | 0.00% | 0 |
| 48. | htmlhtmlw | 6 | 0.00% | 0 |
| 49. | htmlCenter | 6 | 0.00% | 0 |
| 50. | htmltmlw | 5 | 0.00% | 0 |
| 51. | htmlenView | 5 | 0.00% | 0 |
| 52. | htmlw | 5 | 0.00% | 0 |
| 53. | htmltmlw | 5 | 0.00% | 0 |
| 54. | htmlmlw | 5 | 0.00% | 0 |
| 55. | htmltmlw | 4 | 0.00% | 0 |
| 56. | htmlw | 4 | 0.00% | 0 |
| 57. | php | 4 | 0.00% | 0 |
| 58. | htmlEnvironmental | 3 | 0.00% | 0 |

| | File Type | Files | % Files | Kbytes Transferred |
|-----|-------------------------------------|------------------|----------------|--------------------|
| 59. | htmltmlw | 3 | 0.00% | 0 |
| 60. | txt | 3 | 0.00% | 191 |
| 61. | gov | 3 | 0.00% | 0 |
| 62. | htmli??i??è?? | 3 | 0.00% | 0 |
| 63. | htmltmlw | 3 | 0.00% | 0 |
| 64. | htmlw | 3 | 0.00% | 0 |
| 65. | htmlw | 3 | 0.00% | 0 |
| 66. | ip | 3 | 0.00% | 0 |
| 67. | htmlArtificial | 3 | 0.00% | 0 |
| 68. | htmlLow-Cost | 2 | 0.00% | 0 |
| 69. | htmlEnvironmentally | 2 | 0.00% | 0 |
| 70. | pdf [Adobe Acrobat Reader required] | 2 | 0.00% | 0 |
| 71. | avi | 2 | 0.00% | 94,866 |
| 72. | htinl | 2 | 0.00% | 0 |
| 73. | aspx | 2 | 0.00% | 0 |
| 74. | jpe | 2 | 0.00% | 9 |
| 75. | cgi | 1 | 0.00% | 14 |
| 76. | docx | 1 | 0.00% | 976 |
| 77. | us | 1 | 0.00% | 0 |
| 78. | html&id=8640 | 1 | 0.00% | 0 |
| 79. | html> | 1 | 0.00% | 0 |
| 80. | phpl | 1 | 0.00% | 0 |
| 81. | sbir | 1 | 0.00% | 0 |
| 82. | pdf (PDF version) | 1 | 0.00% | 0 |
| | Total | 1,214,870 | 100.00% | 206,108,485 |

items 1-82 of 82

Accessed File Types - Help Card



Column Definitions

File Type

Identifies types of files by their file extension. For example, a file named graphic.gif is identified as type "gif."

Files

Number of files of the specified type accessed by visitors to your site.

Kbytes Transferred

Number of kilobytes of data transferred for all files of the specified type.



Report Descriptions

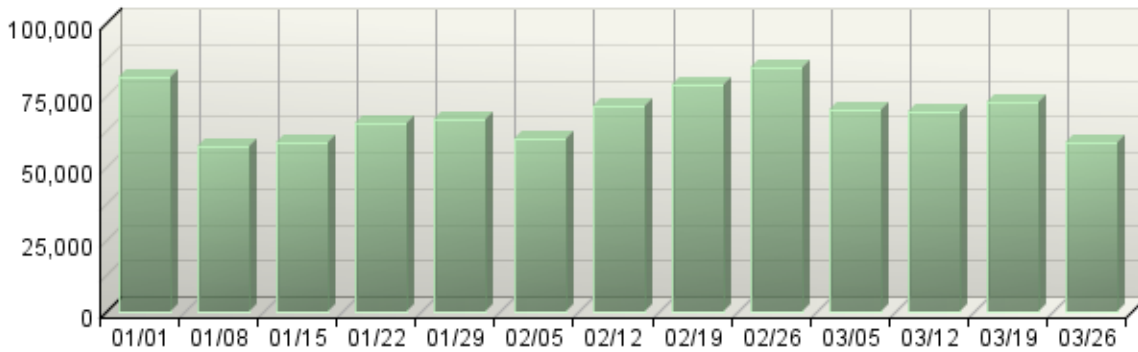
This report provides general statistics for the type of data that visitors access on your site.

Page Views Trend

This report shows how the number of page views to your site changes over the course of the report period.

Page Views Trend

Page Views



Page Views Trend

| Time Interval | Page Views | % Page Views |
|---------------|----------------|----------------|
| 01/01 | 81,563 | 9.11% |
| 01/08 | 57,122 | 6.38% |
| 01/15 | 58,855 | 6.57% |
| 01/22 | 65,654 | 7.33% |
| 01/29 | 66,520 | 7.43% |
| 02/05 | 60,026 | 6.70% |
| 02/12 | 71,111 | 7.94% |
| 02/19 | 78,786 | 8.80% |
| 02/26 | 84,869 | 9.48% |
| 03/05 | 70,230 | 7.84% |
| 03/12 | 69,238 | 7.73% |
| 03/19 | 72,785 | 8.13% |
| 03/26 | 58,791 | 6.56% |
| Total | 895,550 | 100.00% |

items 1-13 of 13

Page Views Trend - Help Card



Column Definitions

Time Interval (hour, day, etc.)

A one-year report displays monthly time increments. A one-quarter report displays weekly time increments. A one-month report or a one-week report displays daily time increments. A daily report displays hourly time increments. An hour-long interval marked 12:00, for example, includes all activity between 12:00 and 12:59.

Page View

A hit to any file classified as a page. In order to view a web page with embedded images, for example, a browser must retrieve multiple files. The page and its embedded files counts as a single page view.

%

Percentage of total page views that occurred during the specified time interval.



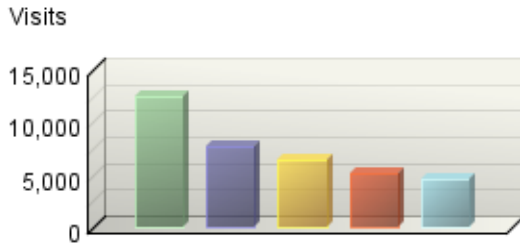
Report Descriptions

Periods of less activity can be considered good times for maintenance and content improvement.

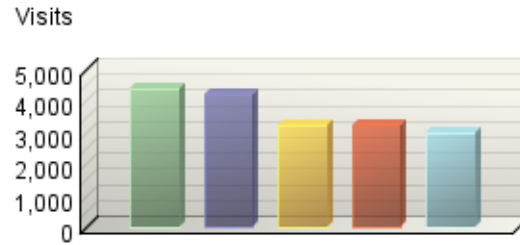
Navigation Dashboard

This dashboard summarizes important information related to online navigation.

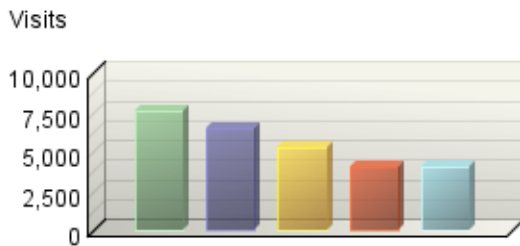
Entry Pages



Single-Page Visits



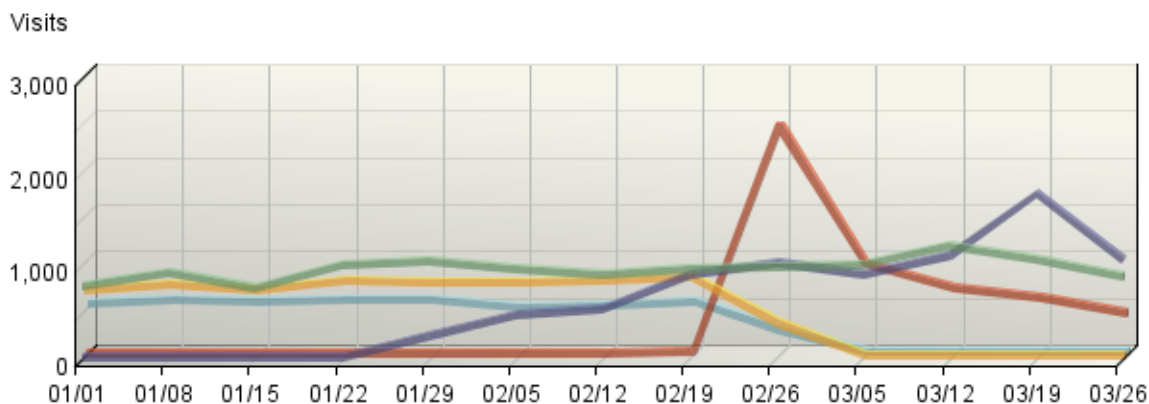
Exit Pages



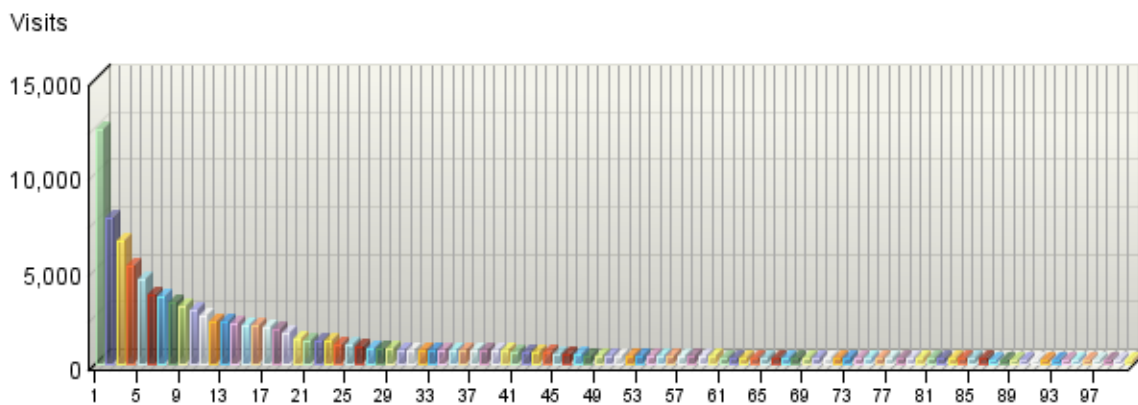
Entry Pages

This report shows the first or "entry" pages viewed in all visits. Every visit has one and only one Entry Page. A visit's entry page may or may not be the "home page." The Entry Page for a visit can depend on how a visitor arrived at your site: they may type an address into a browser, use a bookmark they made on a previous visit, click on a link on another site, click on a search engine results page, click on an on-line ad, or click on a link in an e-mail. Each of these links can point to your home page or any other page on your site

Entry Pages: Trend Over Time



Entry Pages



Entry Pages

| | Pages | Visits | % Visits |
|------|---|--------|----------|
| ■ 1. | National Center for Environmental Research (NCER) ORD US EPA http://epa.gov/ncer/ | 12,379 | 6.74% |

| | Pages | Visits | % Visits |
|-----|--|--------|----------|
| 2. | Small Business Innovation Research NCER ORD US EPA http://epa.gov/ncer/sbir/ | 7,711 | 4.20% |
| 3. | Funding Opportunities NCER ORD US EPA http://epa.gov/ncer/rfa/ | 6,469 | 3.52% |
| 4. | http://epa.gov/ncer/rfa/2009/2009_star_ecosystem_services.html | 5,127 | 2.79% |
| 5. | Fellowships NCER ORD US EPA http://epa.gov/ncer/fellow/ | 4,500 | 2.45% |
| 6. | http://epa.gov/ncer/P3/ | 3,649 | 1.99% |
| 7. | http://epa.gov/ncer/rfa/2009/2009_star_air_pollution.html | 3,573 | 1.95% |
| 8. | http://epa.gov/ncer/rfa/ | 3,253 | 1.77% |
| 9. | STAA NCER ORD US EPA http://epa.gov/ncer/staa/ | 3,040 | 1.66% |
| 10. | http://epa.gov/ncer/grants/ | 2,863 | 1.56% |
| 11. | http://epa.gov/ncer/fellow/ | 2,495 | 1.36% |
| 12. | http://epa.gov/ncer/rfa/2009/2009_star_cumulative_risk.html | 2,271 | 1.24% |
| 13. | National Sustainable Design Expo 2008 P3 NCER ORD US EPA http://epa.gov/ncer/p3/expo/expo_2008.html | 2,180 | 1.19% |
| 14. | http://epa.gov/ncerqa/sbir/ | 2,138 | 1.16% |
| 15. | http://epa.gov/ncerqa/ | 2,037 | 1.11% |
| 16. | http://epa.gov/ncer/events/ | 1,990 | 1.08% |
| 17. | http://epa.gov/ncer/nano/ | 1,890 | 1.03% |
| 18. | http://epa.gov/ncer/rfa/2009/2009_sbir_phase1.html | 1,830 | 1.00% |
| 19. | http://epa.gov/ncerqa/rfa/ | 1,571 | 0.86% |
| 20. | http://epa.gov/ncer/sbir/ | 1,289 | 0.70% |
| 21. | http://epa.gov/ncer/rfa/2009/2009_gro_undergrad.html | 1,255 | 0.68% |
| 22. | http://epa.gov/ncer/p3/expo/expo_2008.html | 1,232 | 0.67% |
| 23. | http://epa.gov/ncer/rfa/forms/ | 1,203 | 0.66% |
| 24. | http://epa.gov/ncer/childrenscenters/autism.html | 986 | 0.54% |
| 25. | http://epa.gov/ncer/rfa/2004/2004_climate_change.html | 974 | 0.53% |
| 26. | http://epa.gov/ncer/rfa/2009/2009_p3.html | 902 | 0.49% |
| 27. | http://epa.gov/ncer/science/pm/ | 832 | 0.45% |
| 28. | http://epa.gov/ncer/nano/questions/ | 813 | 0.44% |
| 29. | http://epa.gov/ncer/fellow/forum/pubs_96.html | 799 | 0.44% |
| 30. | http://epa.gov/ncer/biodiversity/ | 751 | 0.41% |
| 31. | http://epa.gov/ncer/rfa/current/2003arsenic.html | 739 | 0.40% |
| 32. | http://epa.gov/ncer/science/endocrine/ | 735 | 0.40% |
| 33. | http://epa.gov/ncer/events/news/2009/01_31_09_feature.html | 726 | 0.40% |
| 34. | http://epa.gov/ncer/rfa/2008/2008_star_fellow.html | 725 | 0.39% |

| | Pages | Visits | % Visits |
|-----|---|---------------|-----------------|
| 35. | http://epa.gov/ncer/P3/expo/ | 692 | 0.38% |
| 36. | http://epa.gov/ncer/science/economics/ | 688 | 0.37% |
| 37. | http://epa.gov/ncer/rfa/2008/2008_sbir_phase1.html | 672 | 0.37% |
| 38. | http://epa.gov/ncer/childrenscenters/pesticides.html | 671 | 0.37% |
| 39. | http://epa.gov/ncer/rfa/2008/2008_star_adaptation.html | 671 | 0.37% |
| 40. | http://epa.gov/ncer/childrenscenters/ | 668 | 0.36% |
| 41. | http://epa.gov/ncer/rfa/2005/2005_star_nano.html | 658 | 0.36% |
| 42. | http://epa.gov/ncer/listserv/ | 643 | 0.35% |
| 43. | http://epa.gov/ncer/p3/current/ | 615 | 0.33% |
| 44. | http://epa.gov/ncer/rfa/2009/2009_star_comptox.html | 610 | 0.33% |
| 45. | http://epa.gov/ncer/rfa/2007/2007_star_health_indicators.html | 526 | 0.29% |
| 46. | http://epa.gov/ncer/rfa/2008/2008_baa.html | 500 | 0.27% |
| 47. | http://epa.gov/ncer/about/ | 467 | 0.25% |
| 48. | http://epa.gov/ncer/rfa/2005/2005_star_biotech.html | 447 | 0.24% |
| 49. | http://epa.gov/ncer/rfa/2008/2008_star_gsc02.html | 428 | 0.23% |
| 50. | http://epa.gov/ncer/nano/publications/ | 399 | 0.22% |
| 51. | http://epa.gov/ncer/other/ | 399 | 0.22% |
| 52. | http://epa.gov/ncer/rfa/2007/2007_star_ecoimpacts.html | 397 | 0.22% |
| 53. | http://epa.gov/ncer/staa/ | 396 | 0.22% |
| 54. | http://epa.gov/ncer/cns/ | 388 | 0.21% |
| 55. | http://epa.gov/ncer/cbra/ | 387 | 0.21% |
| 56. | http://epa.gov/ncer/p3/fact_sheet.html | 381 | 0.21% |
| 57. | http://epa.gov/ncer/science/drinkingwater/ | 379 | 0.21% |
| 58. | http://epa.gov/ncer/contact_us.html | 367 | 0.20% |
| 59. | http://epa.gov/ncer/rfa/archive/grants/00/00humanrfa.html | 364 | 0.20% |
| 60. | http://epa.gov/ncer/indicators/ | 363 | 0.20% |
| 61. | http://epa.gov/ncer/sbir/09awards/ | 354 | 0.19% |
| 62. | http://epa.gov/ncer/publications/archive/csidoc.html | 347 | 0.19% |
| 63. | http://epa.gov/ncer/rfa/2007/2007_p3_4thannual.html | 344 | 0.19% |
| 64. | http://epa.gov/ncer/science/globalclimate/ | 341 | 0.19% |
| 65. | http://epa.gov/ncer/rfa/2008/2008_gro_grad.html | 331 | 0.18% |
| 66. | http://epa.gov/ncer/guidance/ | 330 | 0.18% |
| 67. | http://epa.gov/ncer/childrenscenters/davis.html | 326 | 0.18% |
| 68. | http://epa.gov/ncer/nano/factsheet/ | 320 | 0.17% |
| 69. | http://epa.gov/ncer/centers/airpm/sab/report.html | 320 | 0.17% |
| 70. | http://epa.gov/ncer/rfa/2008/2008_star_gcwq.html | 317 | 0.17% |
| 71. | http://epa.gov/ncer/fellow/forum/pubs_95.html | 317 | 0.17% |
| 72. | http://epa.gov/ncer/nano/research/nano_green.html | 316 | 0.17% |
| 73. | http://epa.gov/ncer/events/news/2009/01_23_09_grant.html | 308 | 0.17% |

| | Pages | Visits | % Visits |
|------|---|---------------|-----------------|
| 109. | http://epa.gov/ncer/childrenscenters/washington.html | 210 | 0.11% |
| 110. | http://epa.gov/ncer/childrenscenters/multimedia.html | 209 | 0.11% |
| 111. | http://epa.gov/ncer/staa/annual/2008/2008level3.html | 208 | 0.11% |
| 112. | http://epa.gov/ncer/rfa/current/2003_global_change.html | 207 | 0.11% |
| 113. | http://epa.gov/ncer/publications/workshop/ | 207 | 0.11% |
| 114. | http://epa.gov/ncer/fellow/forum/ | 204 | 0.11% |
| 115. | http://epa.gov/ncer/science/ | 197 | 0.11% |
| 116. | http://epa.gov/ncer/rfa/2006/2006_star_cns.html | 196 | 0.11% |
| 117. | http://epa.gov/ncer/events/calendar/2006/sep14/logistics.html | 194 | 0.11% |
| 118. | http://epa.gov/ncer/rfa/archive/grants/01/global01.html | 189 | 0.10% |
| 119. | http://epa.gov/ncer/guidance/qa.html | 189 | 0.10% |
| 120. | http://epa.gov/ncer/childrenscenters/usc.html | 188 | 0.10% |
| 121. | http://epa.gov/ncer/rfa/2004/2005_star_grad_fellow.html | 187 | 0.10% |
| 122. | http://epa.gov/ncer/p3/press/04_22_07.html | 187 | 0.10% |
| 123. | http://epa.gov/ncer/rfa/2008/2008_star_water.html | 187 | 0.10% |
| 124. | http://epa.gov/ncerqa/grants/ | 183 | 0.10% |
| 125. | http://epa.gov/ncer/rfa/current/2003_nano.html | 183 | 0.10% |
| 126. | http://epa.gov/ncer/rfa/2005/2005_decision_support_sys.html | 181 | 0.10% |
| 127. | http://epa.gov/ncer/venturecapital/ | 180 | 0.10% |
| 128. | http://epa.gov/ncer/fellow/forum/conference/08/may19/ | 180 | 0.10% |
| 129. | http://epa.gov/ncer/rfa/2006/2006_star_cafos.html | 179 | 0.10% |
| 130. | http://epa.gov/ncer/rfa/2006/2006_gro_fellow.html | 177 | 0.10% |
| 131. | http://epa.gov/ncer/rfa/archive/grants/01/futures.html | 174 | 0.09% |
| 132. | http://epa.gov/ncer/nano/newsroom/ | 173 | 0.09% |
| 133. | http://epa.gov/ncer/rfa/2005/2005_sbir_phase1.html | 171 | 0.09% |
| 134. | http://epa.gov/ncer/staa/annual/2008/2008level2.html | 171 | 0.09% |
| 135. | http://epa.gov/ncer/childrenscenters/berkeley.html | 170 | 0.09% |
| 136. | http://epa.gov/ncer/science/pm/centers.html | 170 | 0.09% |
| 137. | http://epa.gov/ncer/rfa/current/2004_grad_fellow.html | 170 | 0.09% |
| 138. | http://epa.gov/ncer/events/news/2009/01_13_09_bfeature.html | 167 | 0.09% |
| 139. | http://epa.gov/ncer/sbir/success/ | 166 | 0.09% |
| 140. | http://epa.gov/ncer/rfa/2006/2006_sbir_phase1.html | 165 | 0.09% |
| 141. | http://epa.gov/ncer/nano/research/particle_index.html | 164 | 0.09% |
| 142. | http://epa.gov/ncer/p3/event_2007/event_photos/awards/awards.html | 162 | 0.09% |
| 143. | http://epa.gov/ncer/events/news/2008/12_30_08bfeature.html | 159 | 0.09% |
| 144. | http://epa.gov/ncer/childrenscenters/chemical.html | 158 | 0.09% |

| | Pages | Visits | % Visits |
|------|---|---------------|-----------------|
| 145. | http://epa.gov/ncer/rfa/2006/2006_gro_undergrad_fellow.html | 157 | 0.09% |
| 146. | http://epa.gov/ncer/rfa/2004/2004_manufactured_nano.html | 156 | 0.08% |
| 147. | http://epa.gov/ncer/rfa/2008/2008_star_healtheffects.html | 154 | 0.08% |
| 148. | http://epa.gov/ncer/events/news/2009/01_08_09_feature.html | 153 | 0.08% |
| 149. | http://epa.gov/ncer/rfa/2007/2007_star_organic_pm.html | 151 | 0.08% |
| 150. | http://epa.gov/ncer/rfa/2005/2005_nonlinear_responses.html | 149 | 0.08% |
| 151. | http://epa.gov/ncer/childrenscenters/communities.html | 148 | 0.08% |
| 152. | http://epa.gov/ncer/events/news/2009/02_26_09_feature.html | 148 | 0.08% |
| 153. | http://epa.gov/ncer/childrenscenters/sinai.html | 147 | 0.08% |
| 154. | http://epa.gov/ncer/childrenscenters/southwestdetroit.html | 145 | 0.08% |
| 155. | http://epa.gov/ncer/rfa/2006/2006_star_uncertainty.html | 143 | 0.08% |
| 156. | http://epa.gov/ncer/rfa/2004/2004_sbir_phase1.html | 143 | 0.08% |
| 157. | http://epa.gov/ncer/rfa/current/2004_arsenic.html | 143 | 0.08% |
| 158. | http://epa.gov/ncer/fellow/forum/publications.html | 142 | 0.08% |
| 159. | http://epa.gov/ncer/events/news/2004/09_30_04_feature.html | 141 | 0.08% |
| 160. | http://epa.gov/ncer/events/news/2007/05_04_07_people.html | 138 | 0.08% |
| 161. | http://epa.gov/ncer/events/calendar/2007/oct10/agenda.html | 137 | 0.07% |
| 162. | http://epa.gov/ncer/guidance/star_faq.html | 137 | 0.07% |
| 163. | http://epa.gov/ncer/childrenscenters/illinois.html | 136 | 0.07% |
| 164. | http://epa.gov/ncer/rfa/2004/2005_gro_grad_fellow.html | 136 | 0.07% |
| 165. | http://epa.gov/ncer/p3/multimedia.html | 136 | 0.07% |
| 166. | http://epa.gov/ncer/sbir/factsheet.html | 133 | 0.07% |
| 167. | http://epa.gov/ncer/rfa/2004/2005_gro_undergrad_fellow.html | 132 | 0.07% |
| 168. | http://epa.gov/ncer/events/news/2002/10_01_02a.html | 131 | 0.07% |
| 169. | http://epa.gov/ncer/rfa/2006/2006_star_coarse_pm.html | 130 | 0.07% |
| 170. | http://epa.gov/ncer/nano/relevant_meetings/ | 128 | 0.07% |
| 171. | http://epa.gov/ncer/sbir/program/ | 127 | 0.07% |
| 172. | http://epa.gov/ncer/guidance/star_images.html | 127 | 0.07% |
| 173. | http://epa.gov/ncer/childrenscenters/smoke.html | 126 | 0.07% |
| 174. | http://epa.gov/ncer/staa/annual/2008/2008honorable.html | 125 | 0.07% |
| 175. | http://epa.gov/ncer/p3/project_websites/2006/2006awardwinners.html | 125 | 0.07% |

| | Pages | Visits | % Visits |
|-----------------------------------|---|----------------|-----------------|
| 176. | http://epa.gov/ncer/rfa/current/2003wshedclass.html | 124 | 0.07% |
| 177. | http://epa.gov/ncer/events/news/2009/01_23_09_top_story.html | 124 | 0.07% |
| 178. | http://epa.gov/ncer/rfa/current/2003_enviro_stat.html | 123 | 0.07% |
| 179. | http://epa.gov/ncer/rfa/2005/2005_hsa_impacts_research.html | 123 | 0.07% |
| 180. | http://epa.gov/ncer/childrenscenters/newjersey.html | 122 | 0.07% |
| 181. | http://epa.gov/ncer/rfa/2005/2005_ecohab.html | 122 | 0.07% |
| 182. | http://epa.gov/ncer/rfa/archive/grants/01/childvu01.html | 121 | 0.07% |
| 183. | http://epa.gov/ncer/guidance/faqs/faq_gro_grad.html | 121 | 0.07% |
| 184. | http://epa.gov/ncer/p3/apply/ | 120 | 0.07% |
| 185. | http://epa.gov/ncer/childrenscenters/biographies.html | 120 | 0.07% |
| 186. | http://epa.gov/ncer/events/news/2009/01_13_09_c_feature.html | 119 | 0.06% |
| 187. | http://epa.gov/ncer/fellow/recipient/star_fellow08.html | 118 | 0.06% |
| 188. | http://epa.gov/ncer/rfa/2006/2006_p3.html | 117 | 0.06% |
| 189. | http://epa.gov/ncer/publications/sbir/ | 116 | 0.06% |
| 190. | http://epa.gov/ncer/rfa/2004/2004_biomarkers.html | 116 | 0.06% |
| 191. | http://epa.gov/ncer/rfa/2004/2004_corporate.html | 116 | 0.06% |
| 192. | http://epa.gov/ncer/rfa/2007/2007_star_drinkingwater.html | 115 | 0.06% |
| 193. | http://epa.gov/ncer/rfa/2006/2006_star_methodological.html | 114 | 0.06% |
| 194. | http://epa.gov/ncer/publications/meetings/10_26_05/abstracts/do.html | 114 | 0.06% |
| 195. | http://epa.gov/ncer/p3/designs_sustain_rfp.html | 114 | 0.06% |
| 196. | http://epa.gov/ncer/rfa/archive/ | 114 | 0.06% |
| 197. | http://epa.gov/ncer/events/news/2009/01_13_09_feature.html | 113 | 0.06% |
| 198. | http://epa.gov/ncer/rfa/2004/2004_aqua_sys.html | 113 | 0.06% |
| 199. | http://epa.gov/ncer/childrenscenters/cincinnati.html | 112 | 0.06% |
| 200. | http://epa.gov/ncer/publications/terms/phase2_tc.html | 111 | 0.06% |
| Subtotal for rows: 1 - 200 | | 124,970 | 68.05% |
| Other | | 58,667 | 31.95% |
| Total | | 183,637 | 100.00% |

items 1-200 of 1000

Entry Pages - Help Card



Column Definitions

Entry Page

The first page in a given visit. Every visit has one and only one entry page.

Visits

For each entry page, the total number of visits that began with that entry page, during this time period.

%

For each page (row), the percentage of all visits to the site that went to that particular page during the report time period.



Report Descriptions

Briefly:

A visit can begin on a given page if a visitor:

- types the URL of the page in their browser then clicks on "Go"
- clicks on a bookmark to the page (stored from a previous visit)
- clicks on a link on a different site that points to the file. The link can appear to be text or an image, such as a banner ad.
- clicks on a link to the page in an e-mail. Again, the link can appear to be text or an image.
- clicks on a link on a search engine results page that points to this page
- activates an applet on another site or in a program that transfers them to this page

Finally, a visit can seem to begin on a given page if a visitor was already on the site, but allowed more than 30 minutes to elapse between clicks. When such a pause occurs, WebTrends counts two visits, one before and one after the pause. In other words, WebTrends considers a timeout of more than 30 minutes to be a de facto end of a visit. Consequently, the first page visited after the long pause will appear as an Entry Page for a new visit. Likewise, the last Page Viewed before the long pause will appear in the Exit Pages report. (*Note: the timeout is configurable in WebTrends via Options*)

If your site has more than one URL for a certain page, for example, /home.html and /home.asp, consider combining their statistics to get an accurate picture of how frequently that page's content is seen.

Uses and Interpretation:

Look at each page on the Entry Pages report and ask yourself whether it is suitable as the first page a visitor sees. For example, it can be argued that entry pages should:

- identify the site and/or brand
- have a clear link to the home page
- show the same navigation bars as the rest of the site

If a page that's frequently an entry page doesn't do all these things, consider modifying it to conform with best practices.

Other relevant reports and analyses:

1. Referring URLs for these entry pages.
2. Relationship to Exit Pages and Single Page Visits.
3. Correcting for multiple URLs for the same Page View.