

WINGS Made Easy – Validating Accredited Activity

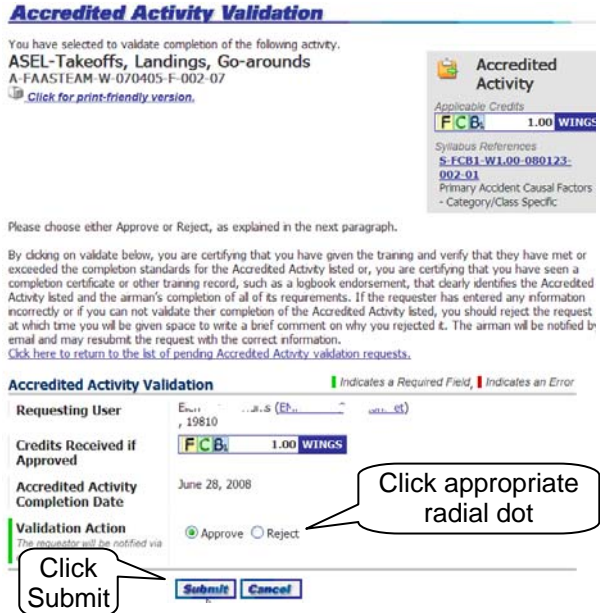
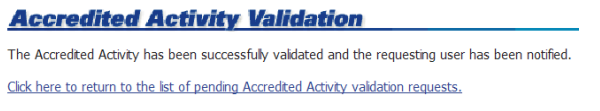
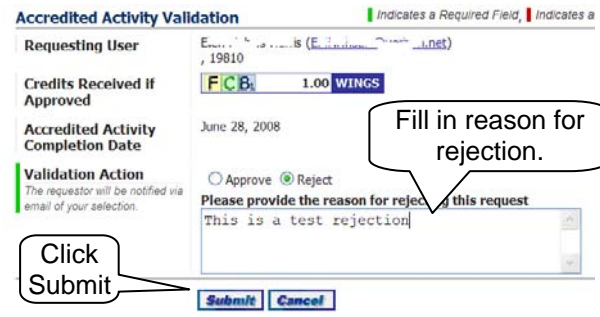


These instructions are intended to show:

- How a Flight Instructor, FAASafety Representative or FAASafety Program Manager (FPM) validates credit for a WINGS activity.

If a CFI does not have a **FAAsafety.gov** account, a WINGS Participant will have to contact another CFI, FAASafety Representative or Program Manager for credit validation. If you are asked to validate training you have not given, the WINGS Participant is expected to show you proof of completion of the activity. You are validating that you have seen the documentation supporting the training; i.e. logbook entry or certificate.

<p>You will be notified that you have a request for validation in two different ways.</p> <ol style="list-style-type: none"> 1. You will receive an email from FAASafety.gov with the subject “Accredited Activity Validation Requested”. The email will indicate who is requesting credit, what the activity is and the date completed. 2. As soon as you log into your FAASafety.gov account, you will see the notice that “You currently have a pending Accredited Activity validation request”. 3. Each form has a link to take you to the pending validation page. If you are starting from an email, you will be asked to log into your FAASafety.gov account if you are not already logged in. 	<p>FAASafety.gov, 09:31 AM 6/28/2008, Accredited Activity Validation Requested</p> <p>Subject: Accredited Activity Validation Requested</p> <p>Date: Sat, 28 Jun 2008 07:31:16 -0600</p> <p>From: FAASafety.gov <announce@faasafety.gov></p> <p>Subject: Accredited Activity Validation Requested</p> <p>X-Originating-IP: [166.70.225.214]</p> <p>To: pil...@...net</p> <p>FAASafety.gov</p> <p>Click here to get to the pending validation page</p> <p>Accredited Activity Number: A-FAASTEAM-W-070405-F-002</p> <p>Accredited Activity Name: ASEL-Takeoffs, Landings, Go-arounds</p> <p>Completion Date: 06/28/2008</p> <p>Accredited Activity Description:</p> <p>To review and approve/reject this request, click here.</p> <p>Safety is a learned behavior... Learn to be safer at the Learning Center found on FAASafety.gov</p> <p>My FAASafety.gov Home</p> <p>You currently have pending Accredited Activity validation request(s). Click here to access the pending validation page to review and validate these requests.</p> <p>Welcome to FAASafety.gov! We commend your decision to use this site to improve your aviation expertise and professionalism. Below are the events for which you are registered or that meet your preferences. You can also Search Events or Suggest Topics for future events.</p>													
<ol style="list-style-type: none"> 4. The Validation Request(s) will be listed in the Pending Accredited Activities waiting validation section of the page. 5. Click on the Validate accredited activity button. 	<p>Accredited Activity Validation</p> <p>Welcome to the WINGS - Pilot Proficiency Program Accredited Activity validation page. This is where you can validate any WINGS - Pilot Proficiency Program Accredited Activities that airmen have requested of you. This is a simple process. It is important for you to realize that you are not necessarily saying that you flew or conducted this Accredited Activity with the requesting airmen. You are saying that you have seen and can verify that this person provided you with logbook endorsements or other suitable evidence that they have completed the training as indicated.</p> <ol style="list-style-type: none"> 1. Select from the list shown. 2. Make sure you have seen the airmen demonstrate to the applicable standards all of the elements of the Accredited Activity, which can be viewed by clicking on the title of the Accredited Activity, or you have seen a record of completion such as a logbook endorsement that identifies this Accredited Activity as having been completed. 3. Validate the Accredited Activity or reject the Accredited Activity <ol style="list-style-type: none"> a. You may choose to reject an Accredited Activity if the training requested is an Accredited Activity that could happen by the airmen selecting the validation. b. If you reject an Accredited Activity the airmen will be notified in the remarks box on the form. It is up to them to resubmit a correct request. <p>Pending Accredited Activities waiting validation</p> <table border="1"> <thead> <tr> <th>Accredited Activity</th> <th>Completed Date</th> <th>Requester</th> </tr> </thead> <tbody> <tr> <td>A-FAASTEAM-W-070405-F-002-02</td> <td>6/28/2008</td> <td>Elen Nobles-Harris</td> </tr> <tr> <td>ASEL-Takeoffs, Landings, Go-arounds</td> <td></td> <td></td> </tr> </tbody> </table> <p>Validate accredited activity button</p> <p>Previously validated or rejected Accredited Activity validation requests</p> <table border="1"> <thead> <tr> <th>Accredited Activity</th> <th>Completed Date</th> <th>Requester</th> <th>Request Status</th> </tr> </thead> <tbody> </tbody> </table>	Accredited Activity	Completed Date	Requester	A-FAASTEAM-W-070405-F-002-02	6/28/2008	Elen Nobles-Harris	ASEL-Takeoffs, Landings, Go-arounds			Accredited Activity	Completed Date	Requester	Request Status
Accredited Activity	Completed Date	Requester												
A-FAASTEAM-W-070405-F-002-02	6/28/2008	Elen Nobles-Harris												
ASEL-Takeoffs, Landings, Go-arounds														
Accredited Activity	Completed Date	Requester	Request Status											

WINGS Made Easy – Validating Accredited Activity

<p>6. The Accredited Activity Validation page will show the activity and the Requesting User.</p> <p>7. Click on the Approve or Reject radial dot as is appropriate.</p> <p>8. Click the Submit button.</p>	 <p>Accredited Activity Validation</p> <p>You have selected to validate completion of the following activity. ASEL-Takeoffs, Landings, Go-arounds A-FAASTEAM-W-070405-F-002-07 Click for print-friendly version.</p> <p>Applicable Credits: FCB: 1.00 WINGS</p> <p>Syllabus References: S-FCB1-W1,00-080123-002-01 Primary Accident Causal Factors - Category/Class Specific</p> <p>Please choose either Approve or Reject, as explained in the next paragraph.</p> <p>By clicking on validate below, you are certifying that you have given the training and verify that they have met or exceeded the completion standards for the Accredited Activity listed or, you are certifying that you have seen a completion certificate or other training record, such as a logbook endorsement, that clearly identifies the Accredited Activity listed and the airman's completion of all of its requirements. If the requester has entered any information incorrectly or if you can not validate their completion of the Accredited Activity listed, you should reject the request at which time you will be given space to write a brief comment on why you rejected it. The airman will be notified by email and may resubmit the request with the correct information. Click here to return to the list of pending Accredited Activity validation requests.</p> <p>Accredited Activity Validation ■ Indicates a Required Field, ■ Indicates an Error</p> <p>Requesting User: [Name], 19810</p> <p>Credits Received if Approved: FCB: 1.00 WINGS</p> <p>Accredited Activity Completion Date: June 28, 2008</p> <p>Validation Action: <input checked="" type="radio"/> Approve <input type="radio"/> Reject</p> <p>The requestor will be notified via email of your selection.</p> <p>Click Submit</p> <p>Click appropriate radial dot</p>
<p>9. If you Approved the request, you will see a message that the activity has been successfully validated.</p>	 <p>Accredited Activity Validation</p> <p>The Accredited Activity has been successfully validated and the requesting user has been notified.</p> <p>Click here to return to the list of pending Accredited Activity validation requests.</p>
<p>10. If you Rejected the request, fill in the reason for the rejection. This will be included in the FAA's email back to the requestor.</p> <p>Note: Your rejection may be because you need to set up a meeting with the requestor so that you can see their activity documentation.</p> <p>11. Click on Submit button.</p>	 <p>Accredited Activity Validation ■ Indicates a Required Field, ■ Indicates an Error</p> <p>Requesting User: [Name], 19810</p> <p>Credits Received if Approved: FCB: 1.00 WINGS</p> <p>Accredited Activity Completion Date: June 28, 2008</p> <p>Validation Action: <input type="radio"/> Approve <input checked="" type="radio"/> Reject</p> <p>Please provide the reason for rejection of this request</p> <p>This is a test rejection</p> <p>Click Submit</p> <p>Fill in reason for rejection.</p>
<p>12. If you Rejected the request, you will see a message that the activity has been successfully validated.</p>	 <p>Accredited Activity Validation</p> <p>The Accredited Activity has been rejected and the requesting user has been notified with your rejection message.</p> <p>Click here to return to the list of pending Accredited Activity validation requests.</p>
<p>13. After approving or rejecting a validation request, you will get an email telling you that you validated or rejected the request.</p>	 <p>FAASafety.gov, 04:22 PM 6/28/2008, Accredited Activity Validation Completed!</p> <p>Subject: Accredited Activity Validation Completed!</p> <p>Date: Sat, 28 Jun 2008 14:22:16 -0600</p> <p>From: FAASafety.gov <announce@faasafety.gov></p> <p>Subject: Accredited Activity Validation Completed!</p> <p>X-Originating-IP: [166.70.225.214]</p> <p>To: p[er]sonal@faasafety.gov</p> <p>FAASafety.gov</p> <p>The accredited activity A-FAASTEAM-W-070405-F-002-07 has been VALIDATED by [Name] on 06/28/2008.</p> <p>Accredited Activity Number: A-FAASTEAM-W-070405-F-002-07 Accredited Activity Name: ASEL-Takeoffs, Landings, Go-arounds Accredited Activity Completion Date: 06/28/2008</p>

WINGS Made Easy – Validating Accredited Activity

Note: All of the WINGS Flight Credits have a page that the Participant can print and take with them when they go for their flight training.

The logbook endorsement is also shown on the Activity Information pages for flight training.

The Program Activity Course Number is shown under the flight activity name.

The Program Activity Course Number is also shown on the SPANS notice for a Safety Seminar or a Certificate that may be awarded for attending other training.

Accredited Activity Information

Below is information about the Accredited Activity selected.
ASEL- Takeoffs, Landings, Go-arounds
A-FAASTEAM-W-070405-F-002-07

From the Private Pilot Practical Test Standards for Airplane

1. Area of Operation IV, Task A: Normal and Crosswind Takeoff and Climb
2. Area of Operation IV, Task B: Normal and Landing
3. Area of Operation IV, Task D: Soft-Field Landing
4. Area of Operation IV, Task F: Short-field Landing
5. Area of Operation IV, Task L: Go-Around/Rejected Landing

When these tasks are completed to the standards specified in the Private Pilot Practical Test Standards for Airplane, the following endorsement should be entered in the pilot's logbook:

I certify that (pilot's name), holder of pilot certificate No. 001234567, has satisfactorily demonstrated proficiency in all tasks as outlined in the **WINGS** - Pilot Proficiency Program, activity number A-FAASTEAM-W-070405-F-002-07 on (date).

Instructor Name, Certificate Number, Expiration Date, and Signature

[Click for print-friendly version.](#)

Applicable Credits: **1.00 WINGS**

References: I-WI-00-080123-1, Accident Causal Factors (optional/Class Specific)

Activity Number

Logbook endorsement

Accredited Activity

Request Credit! Click Here Now!

~~ End of Instructions ~~