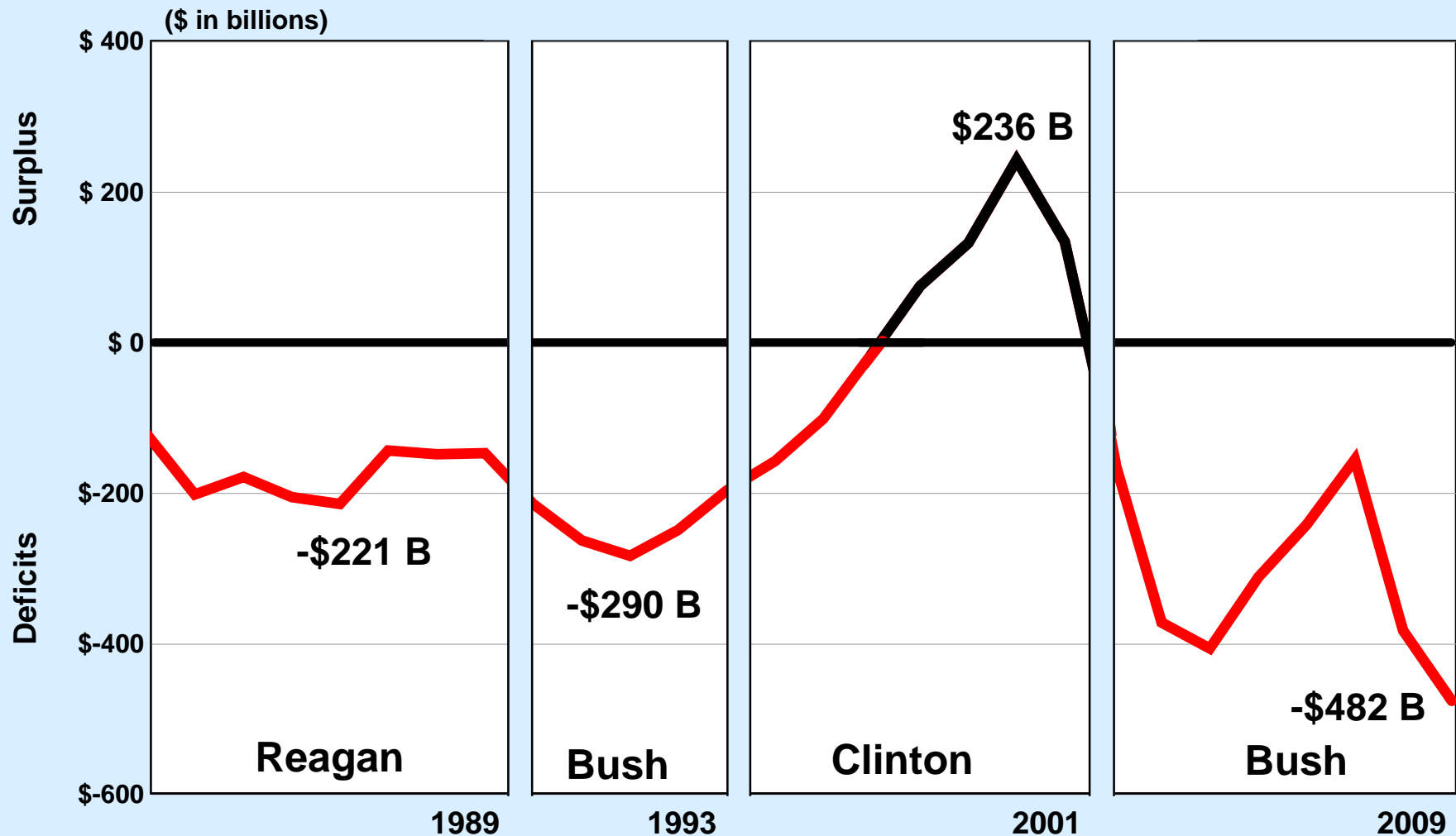


# Reagan vs. Bush vs. Clinton vs. Bush Fiscal Record



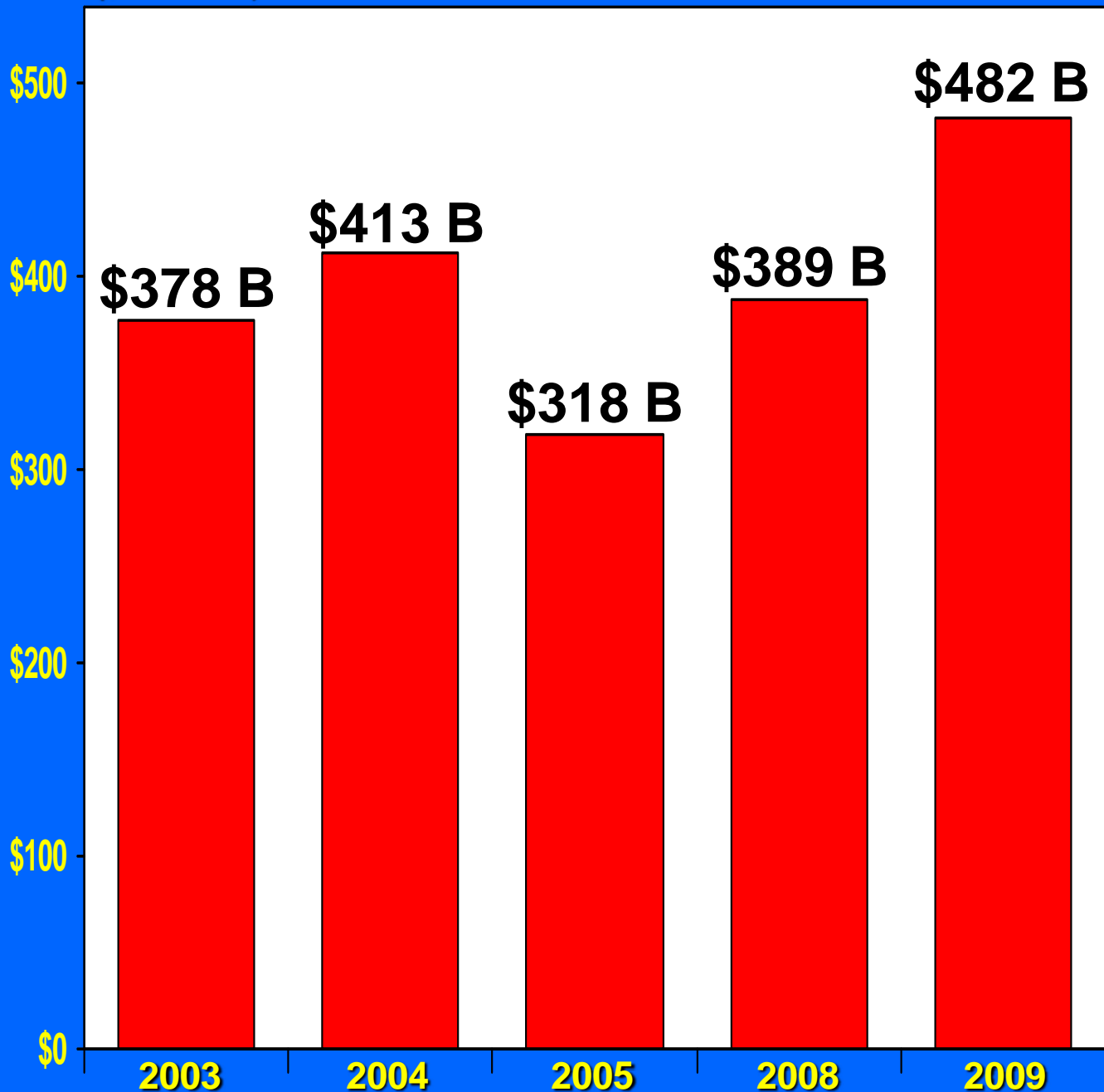
Source: CBO, OMB

Note: 2008-2009 estimates from FY 2009 OMB Mid-Session Review

# Five Highest Deficits in U.S. History

*All Under President Bush*


(\$ in billions)



Source: OMB

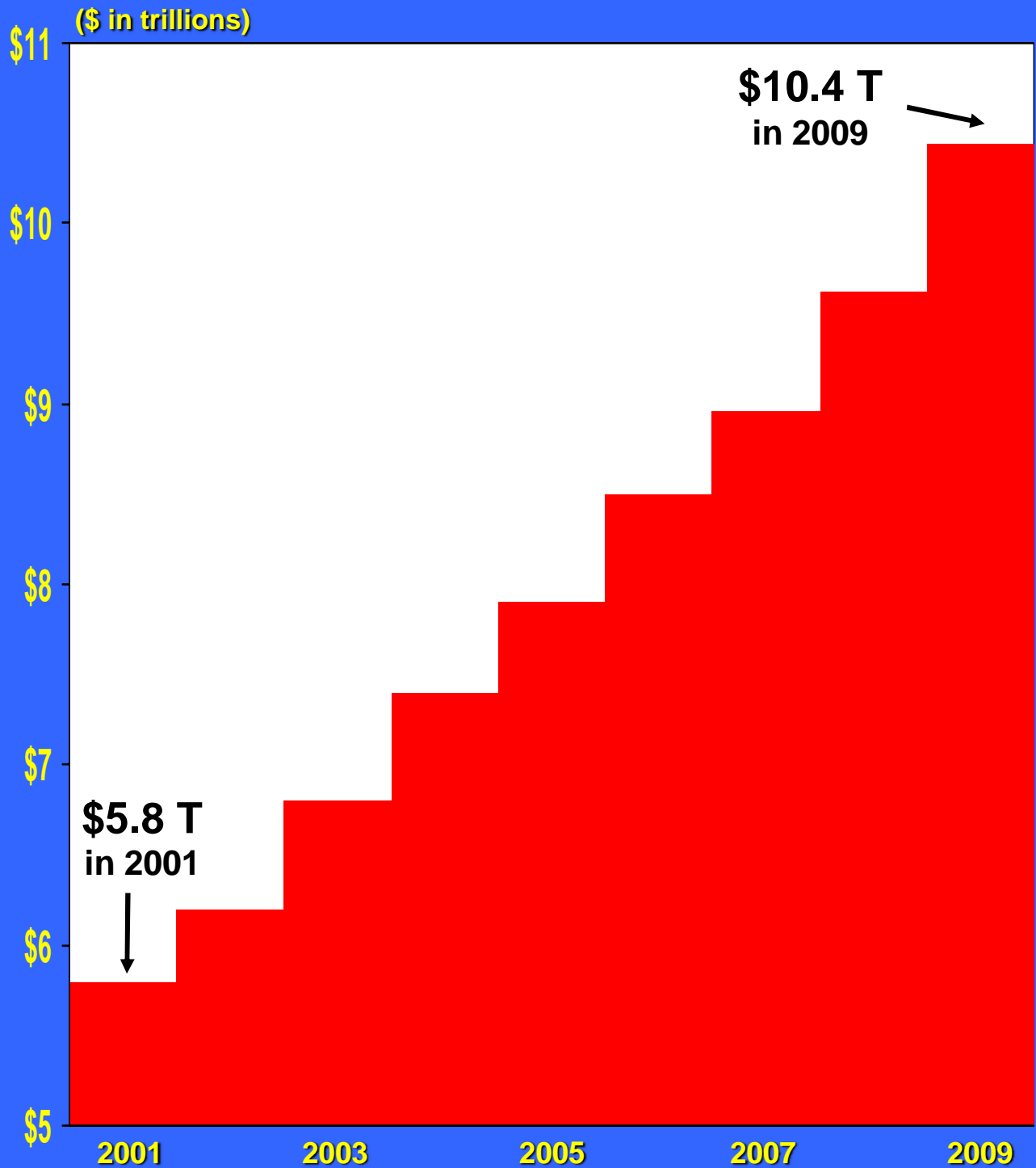
Note: 2008 and 2009 deficits projected in FY 2009 OMB Mid-Session Review

# Increase in Debt in 2009 is Far Greater Than the \$482 Billion Deficit



# Building a Wall of Debt

## Gross Federal Debt Soars



Source: OMB

Note: 2008-2009 estimates from FY 2009 OMB Mid-Session Review

# President Bush More than Doubles Foreign-Held Debt

It Took 42 Presidents 224 Years to  
Build Up \$1 Trillion of Foreign-Held Debt



**224 Years  
(1776-2000)**



**\$1.60 T**

**President  
Bush  
(Since 2001)**

Sources: U.S. Treasury and Federal Reserve Board  
Monthly data through May 2008.

## What Bush Inherited

Record \$5.6 T Surplus

On Track to Pay Down All Publicly-Held Debt

Strongest Economy in Three Decades

\$1.50 Per Gallon Gas

Strong Housing Market

Robust Job Growth



## What Bush is Leaving Behind...

Record Deficits

Exploding Debt Burden

Economy Slowing Sharply

\$4 Per Gallon Gas

Highest Home Foreclosure Rate Ever

Weakest Job Growth Since Hoover Administration


# Bush Takes Gold, Silver, and Bronze Medals for Fiscal Irresponsibility

**\$482 B**



**2009**

**\$413 B**



**Silver**

**2004**

**\$389 B**



**Bronze**

**2008**