

WHAT DO **FEDERAL** **EMPLOYEES** SAY?



DATA FROM THE 2004 FEDERAL HUMAN CAPITAL SURVEY

National Transportation Safety Board



FEDERAL HUMAN CAPITAL SURVEY 2004

Report of Results

Enclosed is a question-by-question summary of your department's or agency's response to the 2004 Federal Human Capital Survey. This summary displays results by Favorable, Neutral, Unfavorable, and in some cases where applicable, Do Not Know responses. Each item on the survey is associated with one of five response scales. As shown below, for each response scale two responses are categorized as "Favorable", one response is categorized as "Neutral", and two responses are categorized as Unfavorable".

Unfavorable Responses		Neutral Response	Favorable Responses		Do Not Know
Strongly Disagree	Disagree	Neither Disagree nor Agree	Agree	Strongly Agree	Do Not Know
Strongly Disagree	Disagree	Neither Disagree nor Agree	Agree	Strongly Agree	
Very Dissatisfied	Dissatisfied	Neither Dissatisfied nor Satisfied	Satisfied	Very Satisfied	
One of the Worst	Below Average	Average	Above Average	One of the Best	
Very Poor	Poor	Fair	Good	Very Good	

The total number of respondents answering each question is also displayed in the summary and is identified under the column heading "N".

Detailed survey data for your department or agency are available on a private Web site maintained by OPM. Your agency has already identified personnel who will have access to this Web site.

Thank you for your support of the Federal Human Capital Survey.

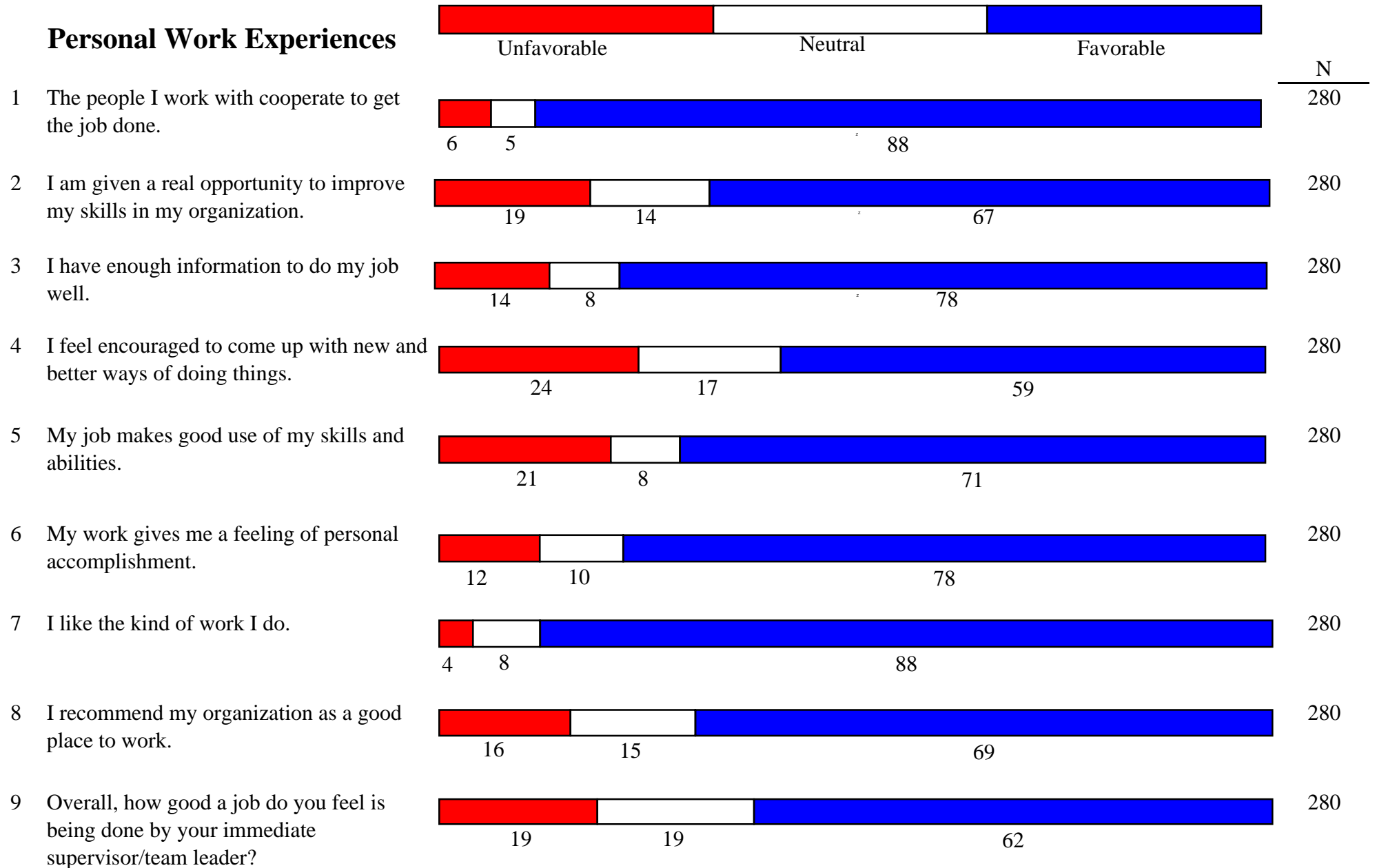
NATIONAL TRANSPORTATION SAFETY BOARD 2004 FHCS RESULTS

Results for:

All Respondents

Number of Forms Returned: 280

Note: Totals may not add to 100% due to rounding.



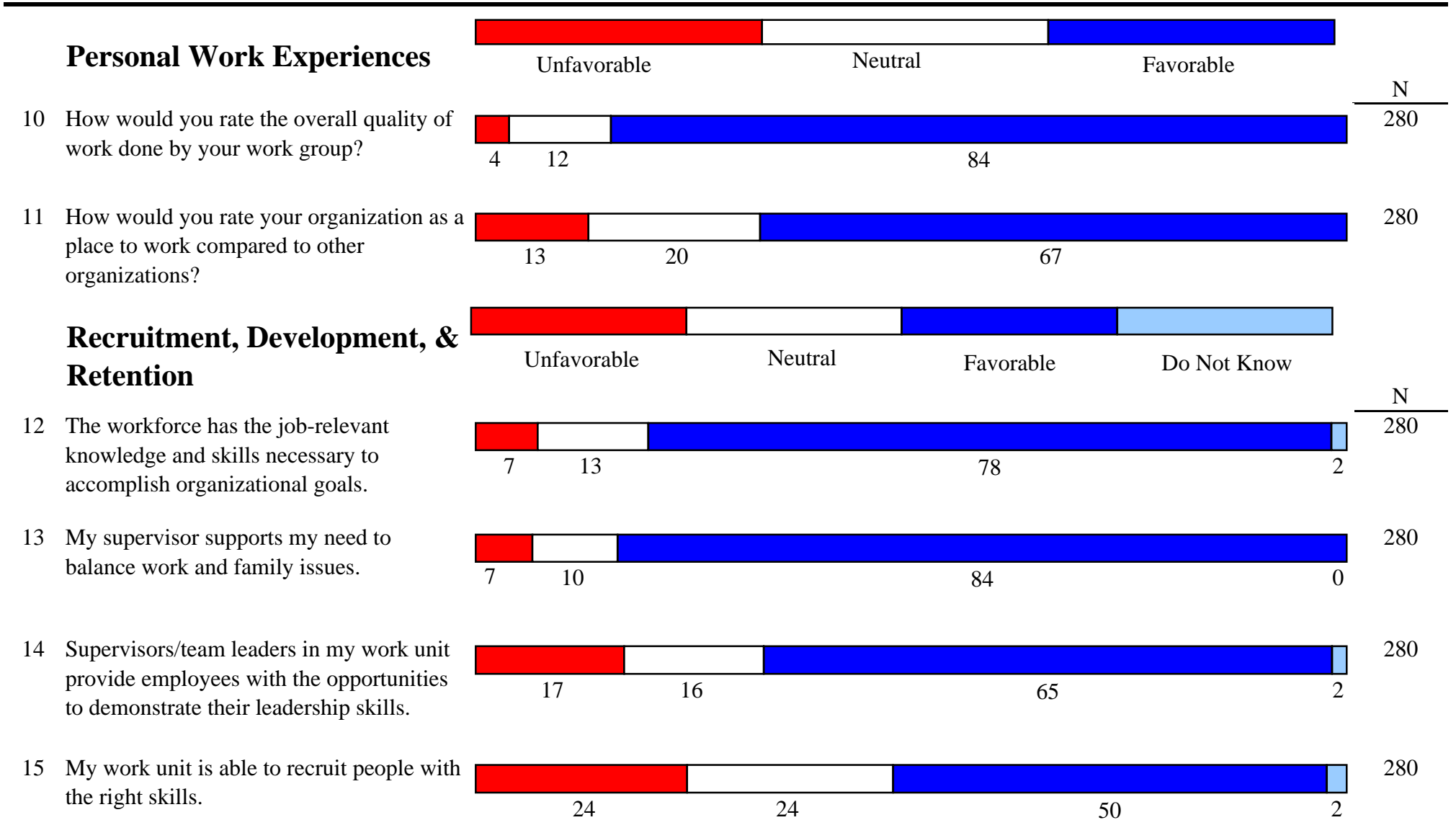
NATIONAL TRANSPORTATION SAFETY BOARD 2004 FHCS RESULTS

Results for:

All Respondents

Number of Forms Returned: 280

Note: Totals may not add to 100% due to rounding.



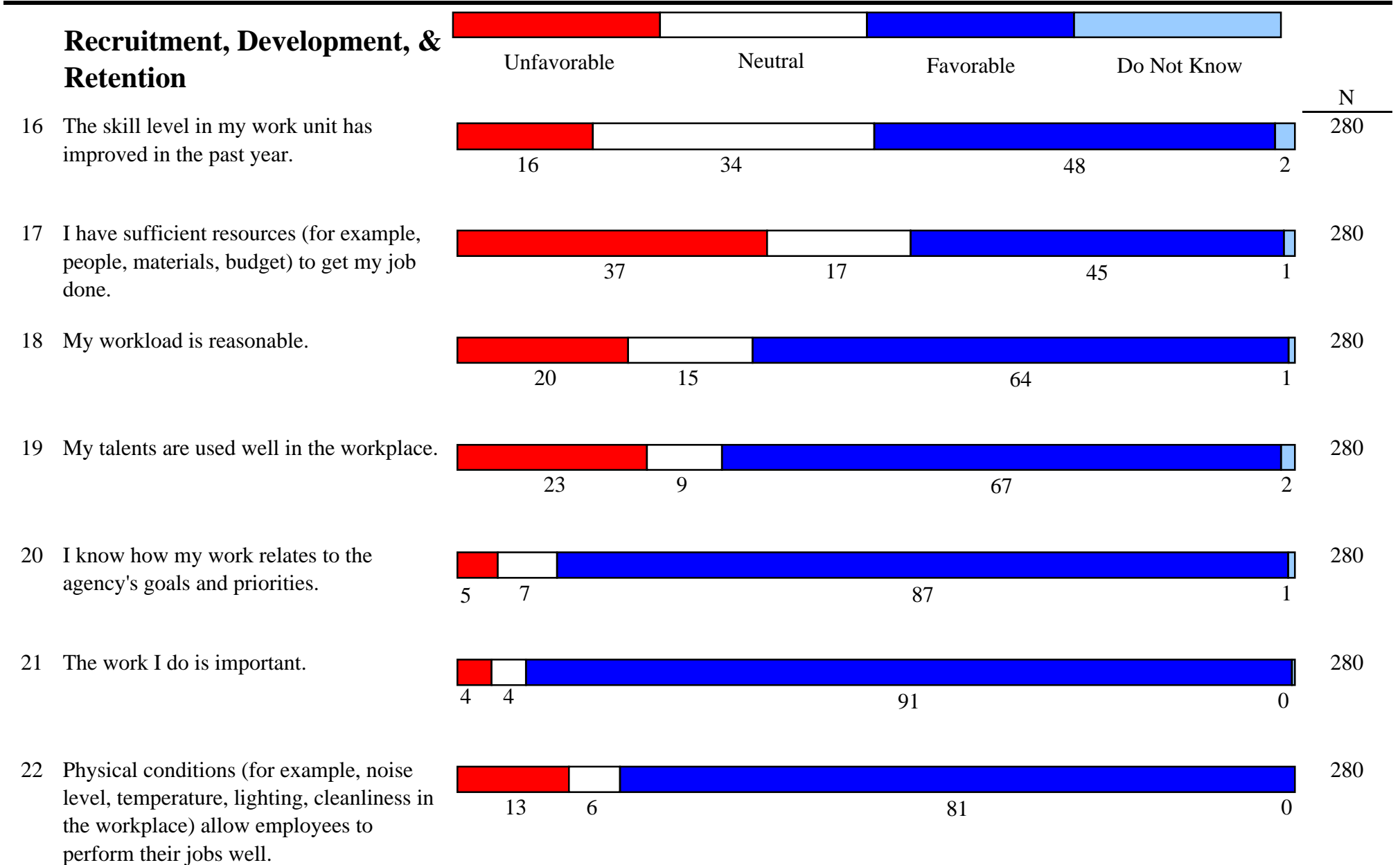
NATIONAL TRANSPORTATION SAFETY BOARD 2004 FHCS RESULTS

Results for:

All Respondents

Number of Forms Returned: 280

Note: Totals may not add to 100% due to rounding.



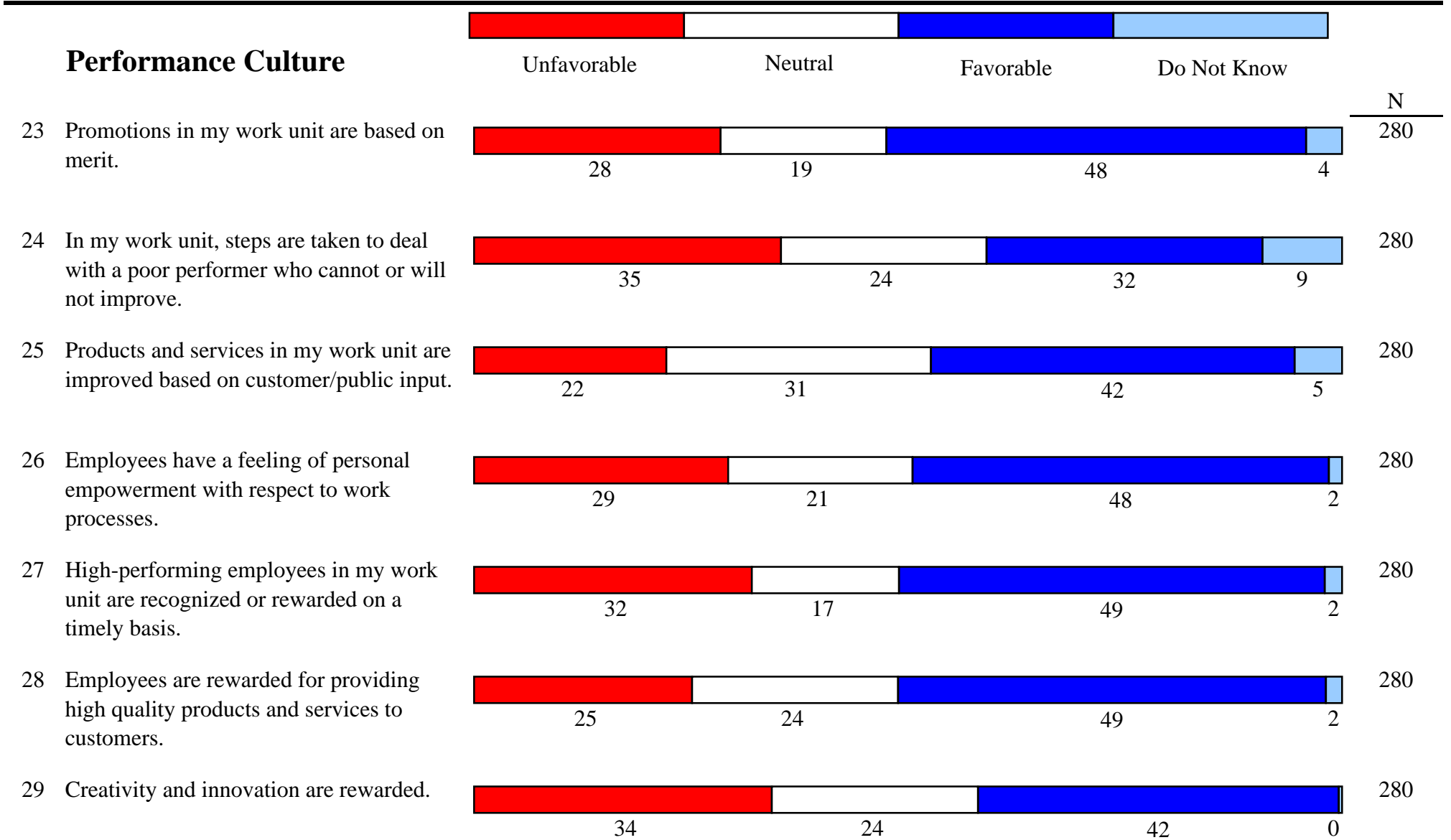
NATIONAL TRANSPORTATION SAFETY BOARD 2004 FHCS RESULTS

Results for:

All Respondents

Number of Forms Returned: 280

Note: Totals may not add to 100% due to rounding.



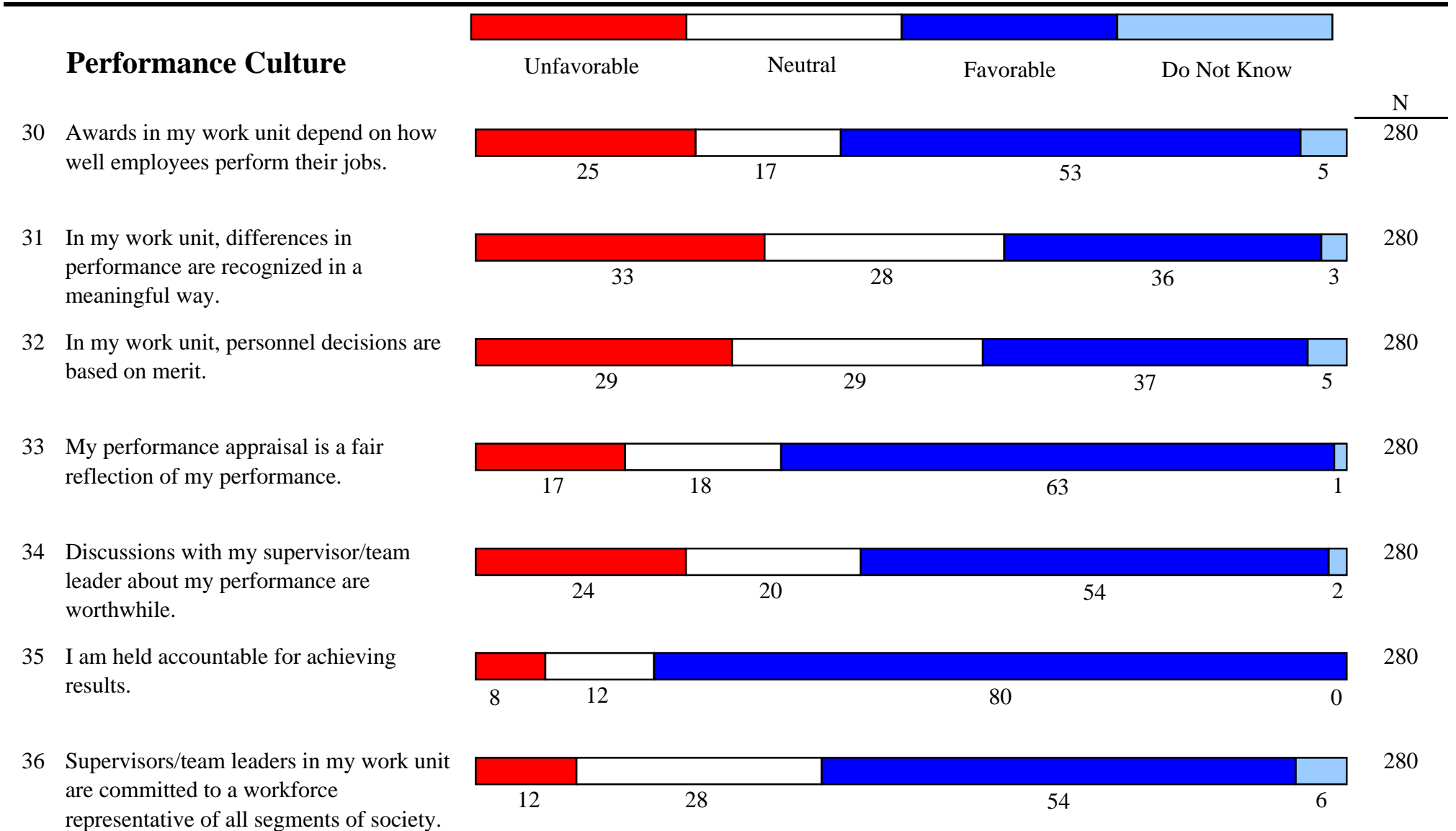
NATIONAL TRANSPORTATION SAFETY BOARD 2004 FHCS RESULTS

Results for:

All Respondents

Number of Forms Returned: 280

Note: Totals may not add to 100% due to rounding.



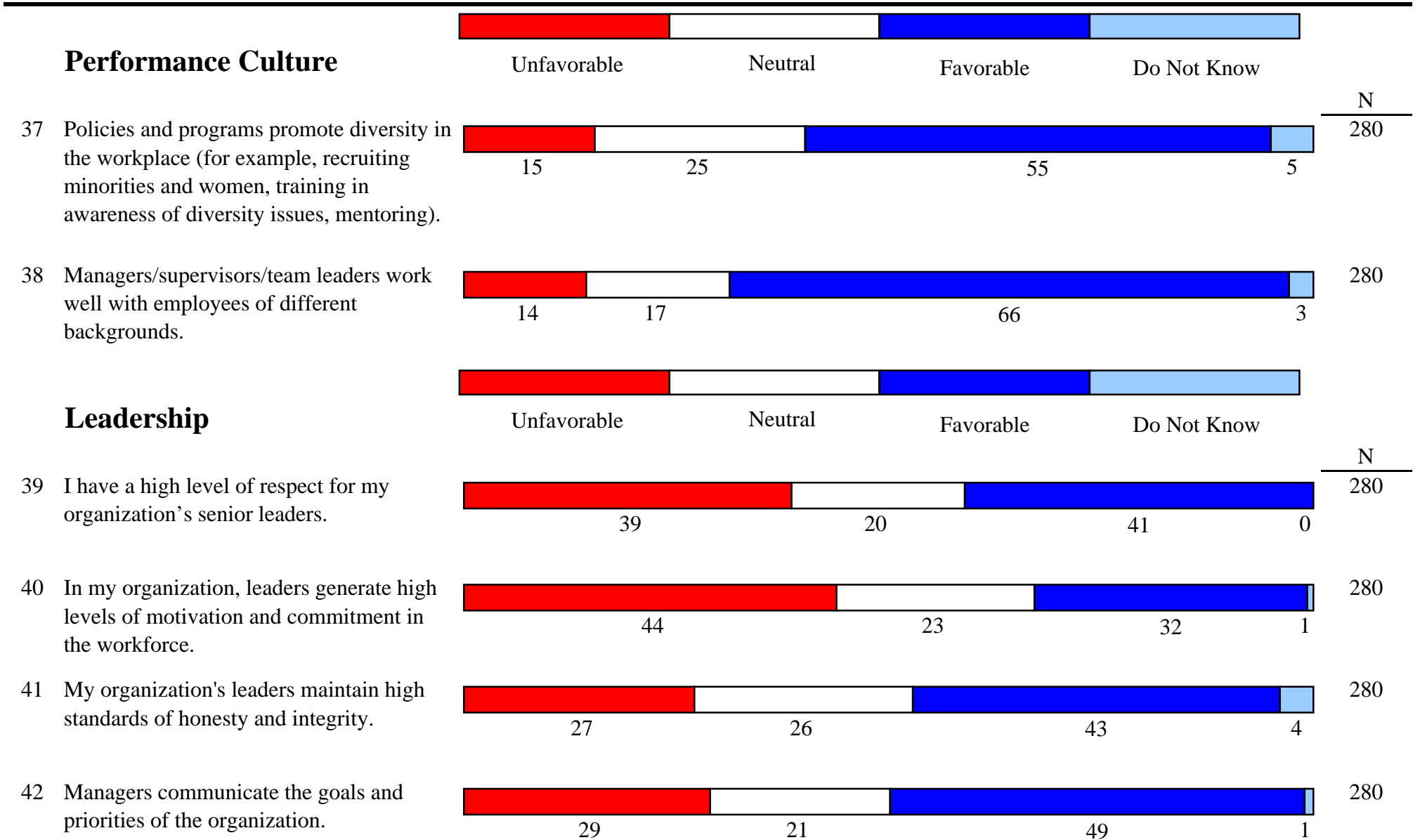
NATIONAL TRANSPORTATION SAFETY BOARD 2004 FHCS RESULTS

Results for:

All Respondents

Number of Forms Returned: 280

Note: Totals may not add to 100% due to rounding.



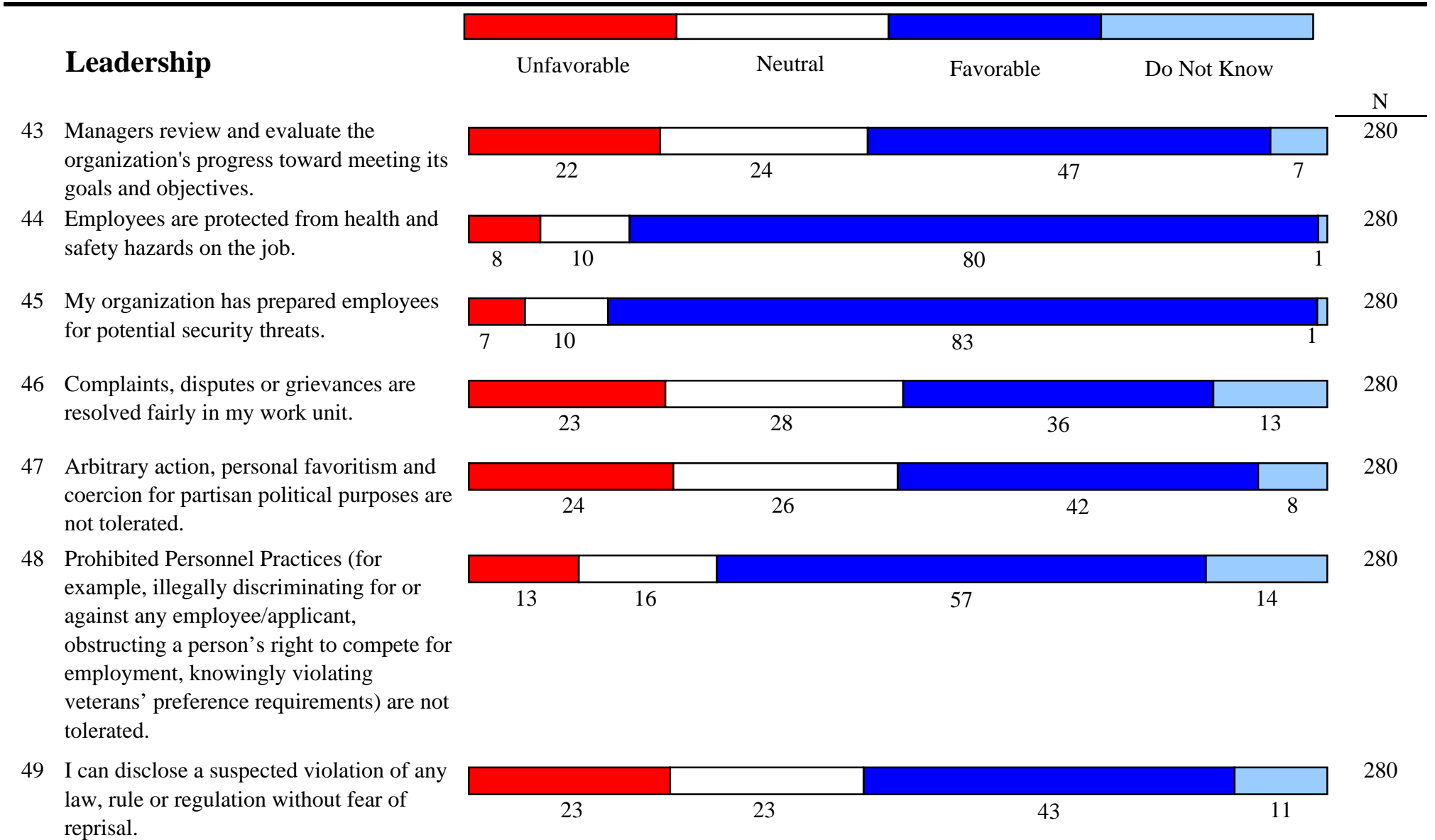
NATIONAL TRANSPORTATION SAFETY BOARD 2004 FHCS RESULTS

Results for:

All Respondents

Number of Forms Returned: 280

Note: Totals may not add to 100% due to rounding.



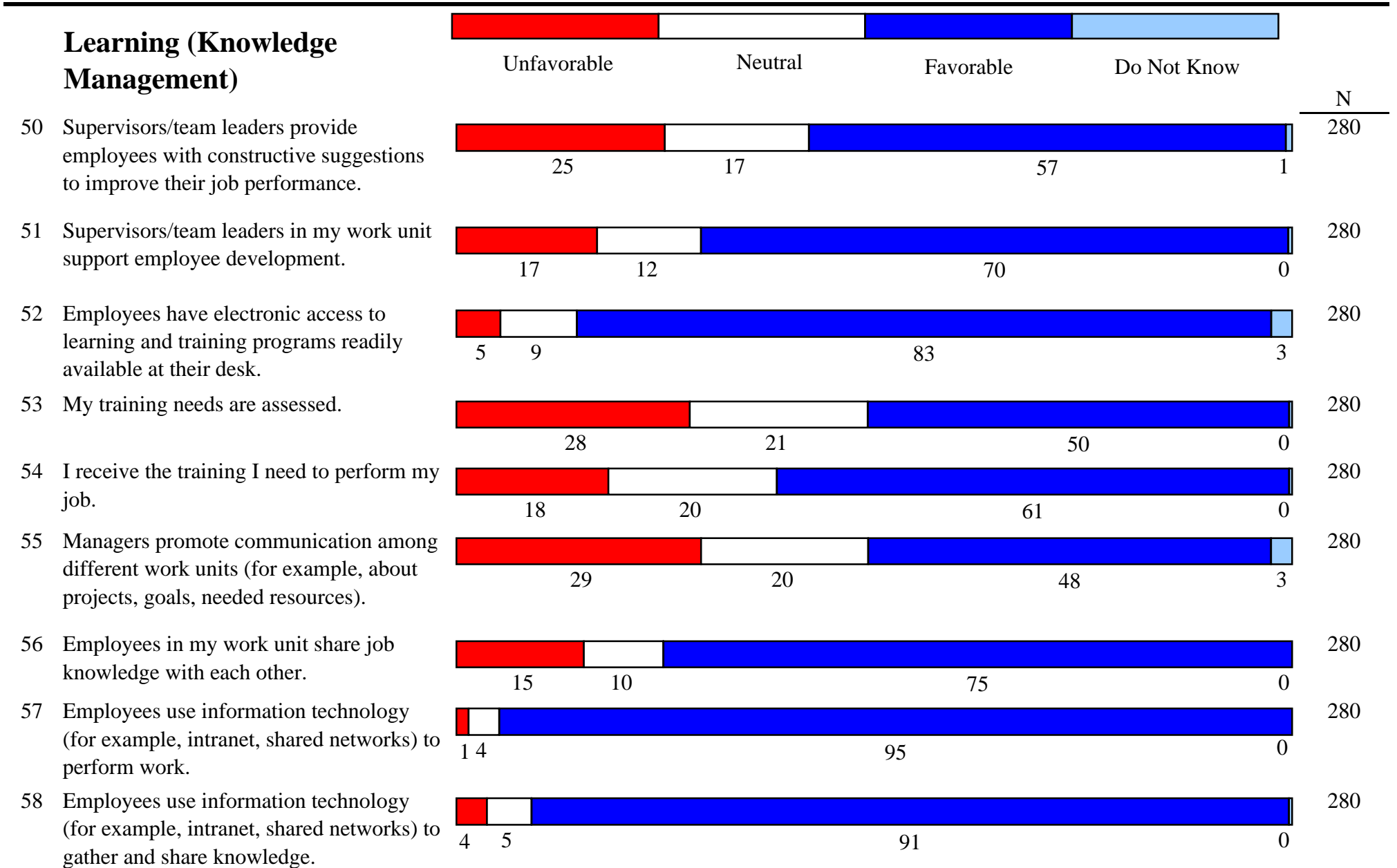
NATIONAL TRANSPORTATION SAFETY BOARD 2004 FHCS RESULTS

Results for:

All Respondents

Number of Forms Returned: 280

Note: Totals may not add to 100% due to rounding.



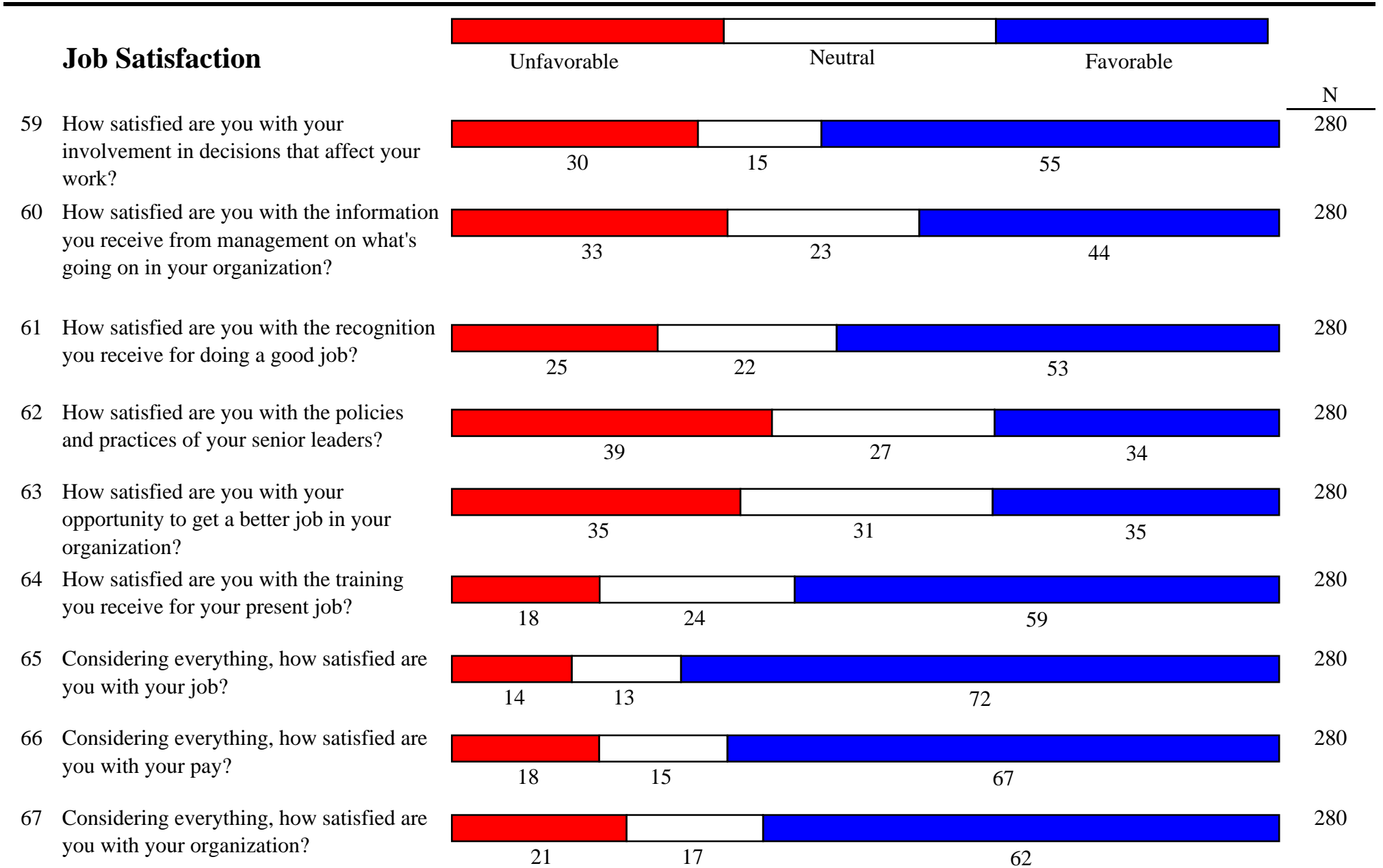
NATIONAL TRANSPORTATION SAFETY BOARD 2004 FHCS RESULTS

Results for:

All Respondents

Number of Forms Returned: 280

Note: Totals may not add to 100% due to rounding.



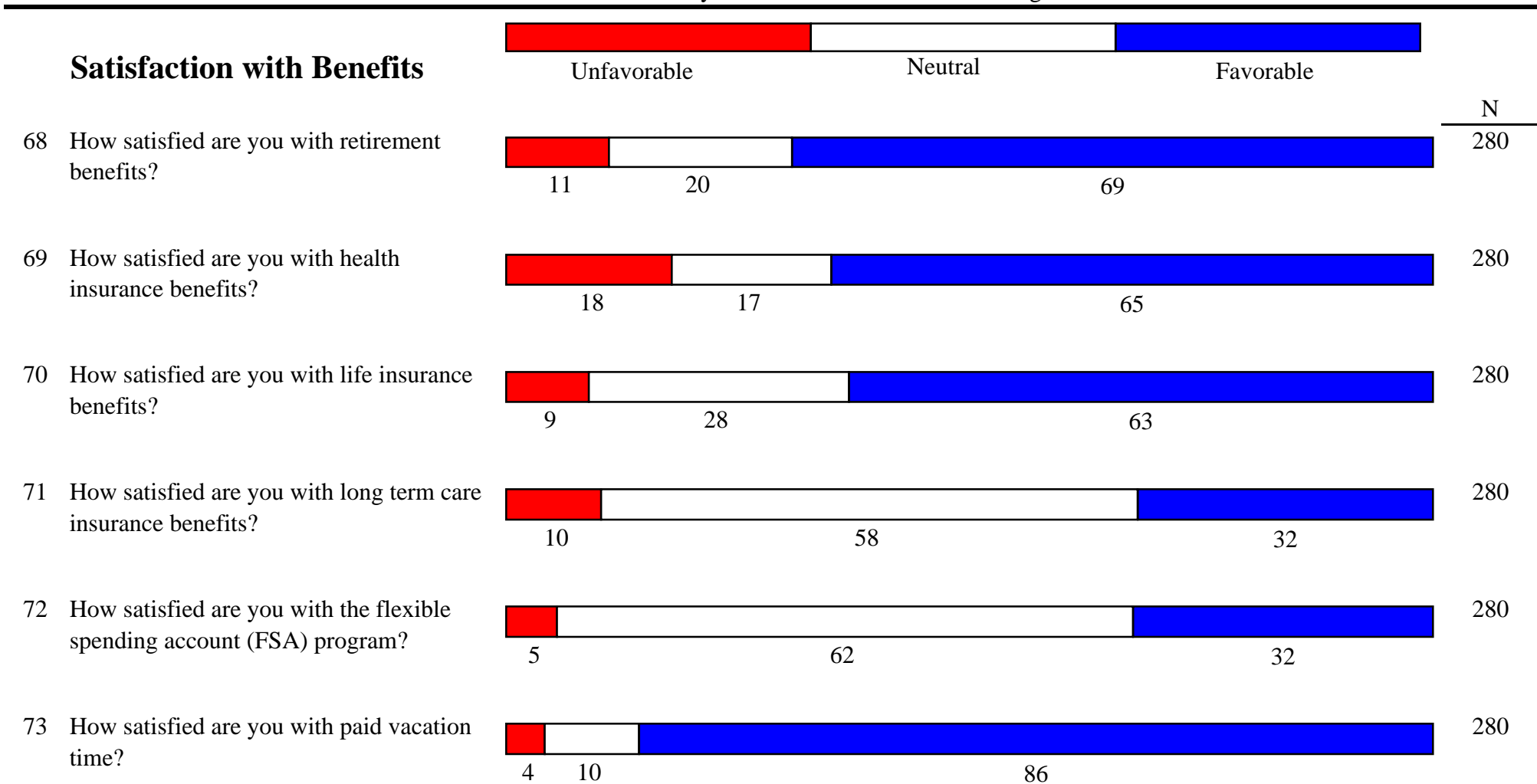
NATIONAL TRANSPORTATION SAFETY BOARD 2004 FHCS RESULTS

Results for:

All Respondents

Number of Forms Returned: 280

Note: Totals may not add to 100% due to rounding.



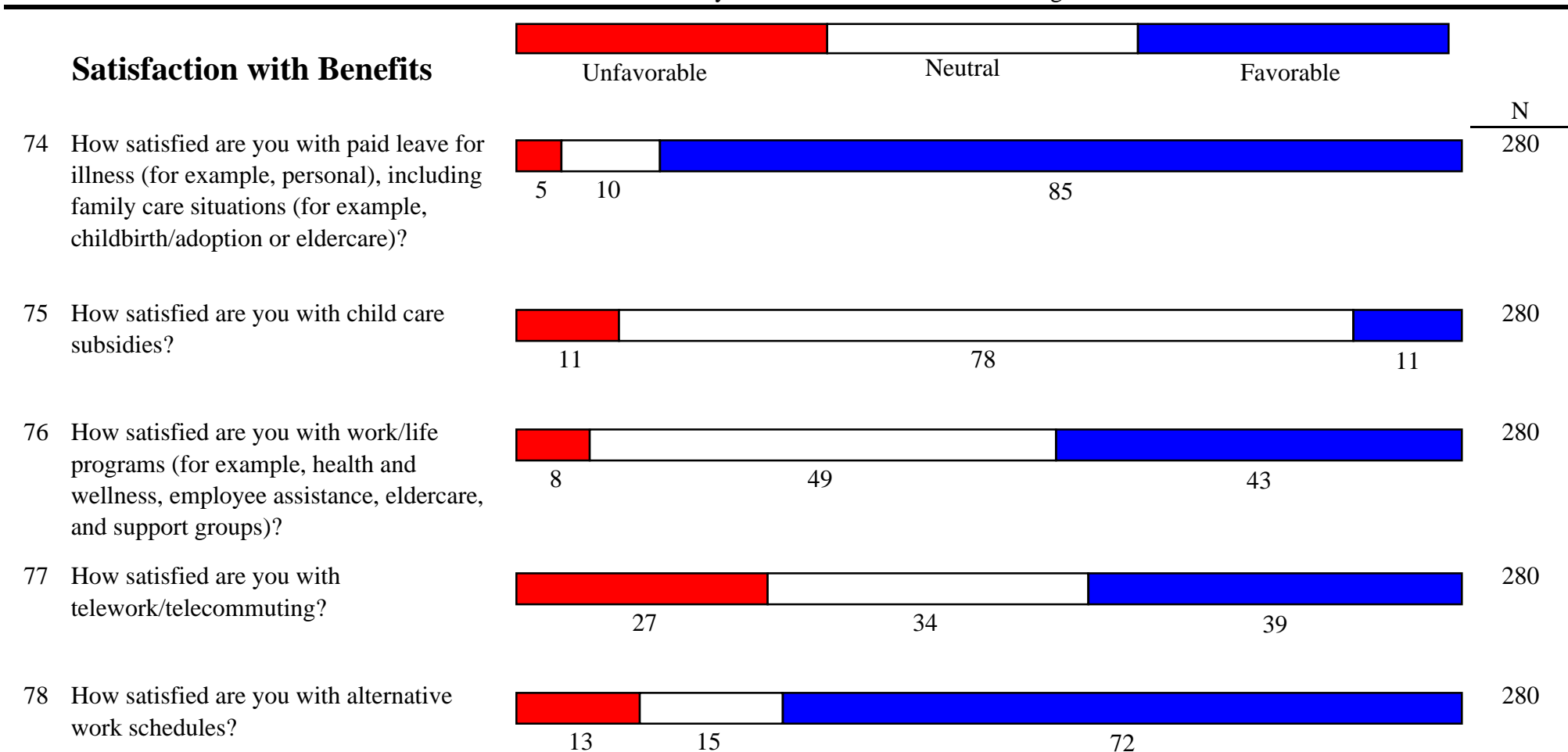
NATIONAL TRANSPORTATION SAFETY BOARD 2004 FHCS RESULTS

Results for:

All Respondents

Number of Forms Returned: 280

Note: Totals may not add to 100% due to rounding.



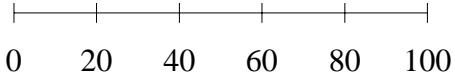
NATIONAL TRANSPORTATION SAFETY BOARD 2004 FHCS RESULTS

Results for:

All Respondents

Number of Forms Returned: 280

Note: Totals may not add to 100% due to rounding.

Demographics	Percent		N
79 Where do you work?			0
Headquarters	#DIV/0!		
Field	#DIV/0!		
80 What is your supervisory status?			0
Non-Supervisor	#DIV/0!		
Team Leader	#DIV/0!		
Supervisor	#DIV/0!		
Manager	#DIV/0!		
Executive	#DIV/0!		
81 Are you [male or female?]			0
Male	#DIV/0!		
Female	#DIV/0!		
82 Would you describe your racial or ethnic background as...?			0
White (Non-Hispanic)	#DIV/0!		
Black (Non-Hispanic)	#DIV/0!		
American Indian or Alaska Native	#DIV/0!		
Asian/Pacific Islander	#DIV/0!		
Hispanic	#DIV/0!		

NATIONAL TRANSPORTATION SAFETY BOARD 2004 FHCS RESULTS

Results for:

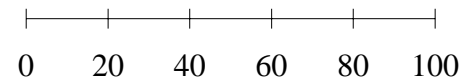
All Respondents

Number of Forms Returned: 280

Note: Totals may not add to 100% due to rounding.

Demographics

Percent



N

0

83 What is your age group?

Under 20	#DIV/0!
20-29	#DIV/0!
30-39	#DIV/0!
40-49	#DIV/0!
50-59	#DIV/0!
60 or older	#DIV/0!

84 What is your pay category/grade?

0

Federal Wage System (e.g., WB, WD, WG, WL, WM, WS)	#DIV/0!
GS 1-6	#DIV/0!
GS 7-12	#DIV/0!
GS 13-15	#DIV/0!
Senior Executive Service	#DIV/0!
Senior Level (SL) or Scientific or Professional (ST)	#DIV/0!
Other	#DIV/0!

85 How long have you been with the Federal
Government (excluding military service)?

0

Less than 1 year	#DIV/0!
1 to 3 years	#DIV/0!
4 to 5 years	#DIV/0!
6 to 10 years	#DIV/0!
11 to 20 years	#DIV/0!
More than 20 years	#DIV/0!


NATIONAL TRANSPORTATION SAFETY BOARD 2004 FHCS RESULTS

Results for:

All Respondents

Number of Forms Returned: 280

Note: Totals may not add to 100% due to rounding.

Demographics	Percent	
86 How long have you been with your current agency (for example, Department of Justice, Environmental Protection Agency)?		0
Less than 1 year	#DIV/0!	
1 to 3 years	#DIV/0!	
4 to 5 years	#DIV/0!	
6 to 10 years	#DIV/0!	
11 to 20 years	#DIV/0!	
More than 20 years	#DIV/0!	
87 Are you considering leaving your organization within the next year, and if so, why?		0
No	#DIV/0!	
Yes, to retire	#DIV/0!	
Yes, to take another job in the Federal Government	#DIV/0!	
Yes, to take another job outside the Federal Government	#DIV/0!	
Yes, other	#DIV/0!	
88 I am planning to retire:		0
Within one year	#DIV/0!	
Between one and three years	#DIV/0!	
Between three and five years	#DIV/0!	
Five or more years	#DIV/0!	



UNITED STATES OFFICE OF
PERSONNEL MANAGEMENT
1900 E STREET, NW
WASHINGTON, DC 20415
202-606-1000
www.opm.gov