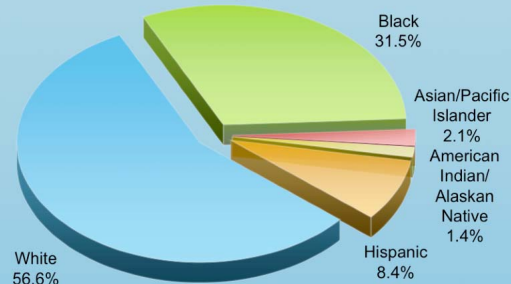


N. CAROLINA AT A GLANCE

Student Demographics



Source: National Center for Education Statistics (NCES), Common Core of Data, 2004-05 School Year

N. CAROLINA STUDENTS

	N.C.	United States
Total Students	1,416,436	49,676,964
Low-Income Students	42.6%	40.9%
Limited English Proficient	5.2%	8.5%
Students with Disabilities	13.6%	13.6%

Source: National Center For Education Statistics (NCES), Common Core of Data, 2005-06 School Year

N. CAROLINA SCHOOLS

	N.C.	United States
Number of Schools	2,348	98,905
Schools Making Adequate Yearly Progress	1030 (44.8%)	64,546 (70%)
Schools in Need of Improvement	449	10,676
Schools in Restructuring	49	2,302

Source: Consolidated State Performance Report, 2006-07 & NCES CCD, 2005-06

N. CAROLINA FACTS AND FIGURES

Total NCLB Funding (2007): \$497,179,879; a 75% increase over 2001 levels

Public AYP Release Date: July 2007

Testing System Status:

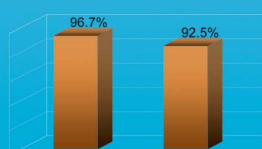
Approved Approval Expected Approval Pending

N. CAROLINA TEACHERS

Elementary Classes Taught by Highly Qualified Teachers



Secondary Classes Taught by Highly Qualified Teachers



Source: Consolidated State Performance Reports, 2006-07

MAPPING N. CAROLINA EDUCATIONAL PROGRESS 2008



Every day, we learn what works so students can make greater progress. Six years after No Child Left Behind's passage – and midway to the nation's goal of having students on grade level or better in reading and math by 2014 – we have collected more data than ever before about the academic performance of our students and schools. This information enables all of us to chart where we are as individual states and as a nation and to map a course of action for future progress. The foundation of our success will depend on our continued commitment to the following core principles:

- ◆ High Standards
- ◆ Annual Assessments
- ◆ Accountability for Results
- ◆ Highly Qualified Teachers in Every Classroom (HQT)
- ◆ Information and Options for Parents
- ◆ All Children on Grade Level By 2014



NORTH CAROLINA'S RECORD OF ACHIEVEMENT

Reading Achievement for 2006-2007

	North Carolina 4 th Graders			North Carolina 8 th Graders		
	State Data-% Proficient	NAEP Data-% Basic	NAEP Data-% Proficient	State Data-% Proficient	NAEP Data-% Basic	NAEP Data-% Proficient
All	85%	64%	29%	88%	71%	28%
White	92%	75%	39%	94%	82%	39%
Black	76%	45%	12%	80%	53%	10%
Hispanic	77%	49%	18%	76%	56%	16%
Low Income	79%	49%	16%	81%	57%	14%

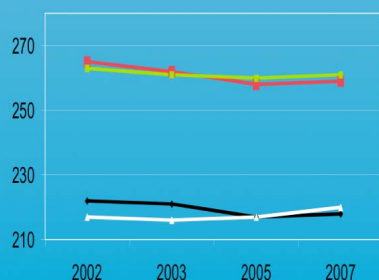
Math Achievement for 2006-2007

	North Carolina 4 th Graders			North Carolina 8 th Graders		
	State Data-% Proficient	NAEP Data-% Basic	NAEP Data-% Proficient	State Data-% Proficient	NAEP Data-% Basic	NAEP Data-% Proficient
All	68%	85%	41%	65%	73%	34%
White	79%	94%	56%	77%	85%	46%
Black	48%	68%	15%	45%	53%	14%
Hispanic	59%	84%	28%	54%	61%	23%
Low Income	57%	76%	24%	52%	58%	17%

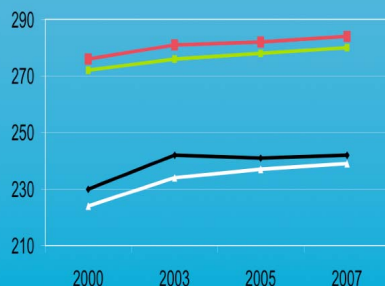
Source: North Carolina Testing Data and 2007 National Assessment of Educational Progress (NAEP) Data

ACHIEVEMENT TRENDS

North Carolina Reading Achievement



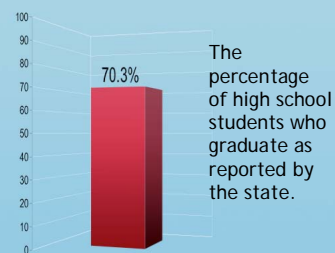
North Carolina Math Achievement



Source: National Assessment of Educational Progress (NAEP)

PREPARING N. CAROLINA STUDENTS FOR SUCCESS

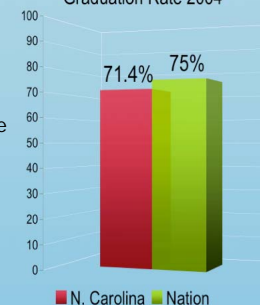
N. Carolina's High School Graduation Rate 2006



Source: Consolidated State Performance Report, 2006-07

Averaged Freshman Graduation Rate 2004

The Averaged Freshman Graduation Rate (AFGR) is a reliable definition for comparing across the states the percentage of students who graduate on time.



Source: National Center for Education Statistics (NCES)

High School Students Taking Advanced Placement Exams
Source: College Board

	N.C.	Nation
High School Students Taking Advanced Placement Exams	22,965 (31.9%)	698,182 (24.9%)

OPTIONS FOR PARENTS

	# of Eligible N.C. Students	% of Eligible N.C. Students Participating	% of Eligible Students Participating Nationally
Tutoring	71,035	9,790 (13.8%)	529,627 (14.5%)
Choice	102,333	3,228 (3.2%)	119,988 (2.2%)

Source: Consolidated State Performance Report, 2006-07

FLEXIBILITY OPTIONS FOR STATES- N. CAROLINA

Teacher Incentive Fund	Guilford County Schools, Community Training & Assistance Center (Charlotte-Mecklenburg, N.C.), Cumberland County Schools
Limited English Proficient Partnership	Participating
Flexibility for Students with Disabilities	Participating
Tutoring Pilot	Burke County, Cumberland County, Durham County, Guilford County, Moore County, and Pitt County
Growth Model	Participating
Districts in Need of Improvement Pilot	Not Participating