

Cat No. 260700 NDC 054365-400-04 DIN 02160757




ChloroPrep® One-Step

Patient Preoperative Skin Preparation

Chlorhexidine Gluconate 2% (w/v) • Isopropyl Alcohol (70% v/v) • 10.5-mL Applicator

STERILE EO

 Do Not Reuse

External Use Only
Professional Use Only



Sterile Contents:*
Applicator (1)

Lot No.:

Exp. Date:

* Sterility of contents guaranteed unless package is damaged or open.

See Drug Facts for full drug labeling information

 WARNING	
	<ul style="list-style-type: none">• ChloroPrep solution contains alcohol and is flammable while drying.• To prevent fires, follow instructions in this insert!

Medi-Flex recommends all users participate in a product in-service training prior to use. In-servicing is available from your Medi-Flex sales representative.

ChloroPrep is a fast-acting, broad spectrum, persistent antiseptic that significantly reduces the number of microorganisms on intact skin.

To Prevent Fire:

- Do not use with electrocautery procedures.
- Do not drape until prepped area is completely dry.
- Allow preparation to completely dry:
 - if the preparation area is to be extended, or
 - if prepping for an additional procedure, or
 - if re-application of skin preparation is required.
- drying time for dry surgical sites is approximately 30 seconds.
- drying time for moist surgical sites is approximately one (1) minute.
- Whenever prepping the neck area, place towels under each side to absorb excess solution. Remove the towels before draping.

- Do not allow the solution to pool.
- Remove any soaked materials, drapes, and gowns before draping.
- Avoid getting preparation into hair. If solution gets into hair, wipe hair with towel and allow more time for solution to completely dry.

Directions for Use:

Prepare Patient for ChloroPrep Solution:

- When hair removal is necessary, the preferred method is to use a surgical clipper on the morning of the surgery.
- Preparation should be applied to clean, dry, residue-free, intact skin.

After ChloroPrep is Applied:

Allow solution to completely dry prior to draping.

While Waiting for ChloroPrep to Dry:

- Do not drape.
- Check for pooled preparation. Use sterile gauze to absorb pooled solution. Do not blot. Allow solution to dry.
- Remove all solution-soaked materials.

When ChloroPrep Solution is Dry:

- Begin draping only after solution is dry and all solution-soaked materials are removed.
- If incise drapes are used, apply directly to dry prepped area.

Questions or Comments?

- (800) 523-0502 (M-F 8 a.m.-5 p.m. CST) • www.chloroprep.com