



FPDS-NG
Federal Procurement Report
FY 2004

Section II
Geographic Views



Table of Contents

Section II: Geographic Views

Federal Procurement by State Summary

Top 10 States by Procurement for Last 5 Fiscal Years

Federal Procurement Dollars by State

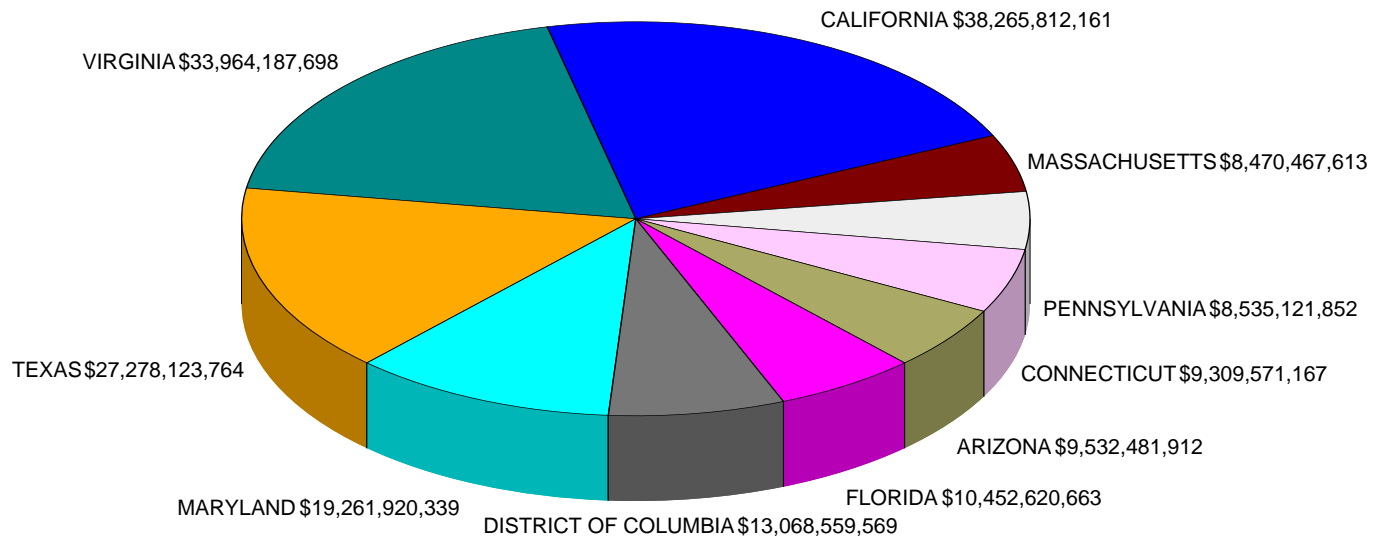
Appendix

Federal Procurement Data System - Next Generation
FEDERAL PROCUREMENT BY STATE SUMMARY
Actions Reported Individually - Fiscal Year 2004 Through Fourth Quarter

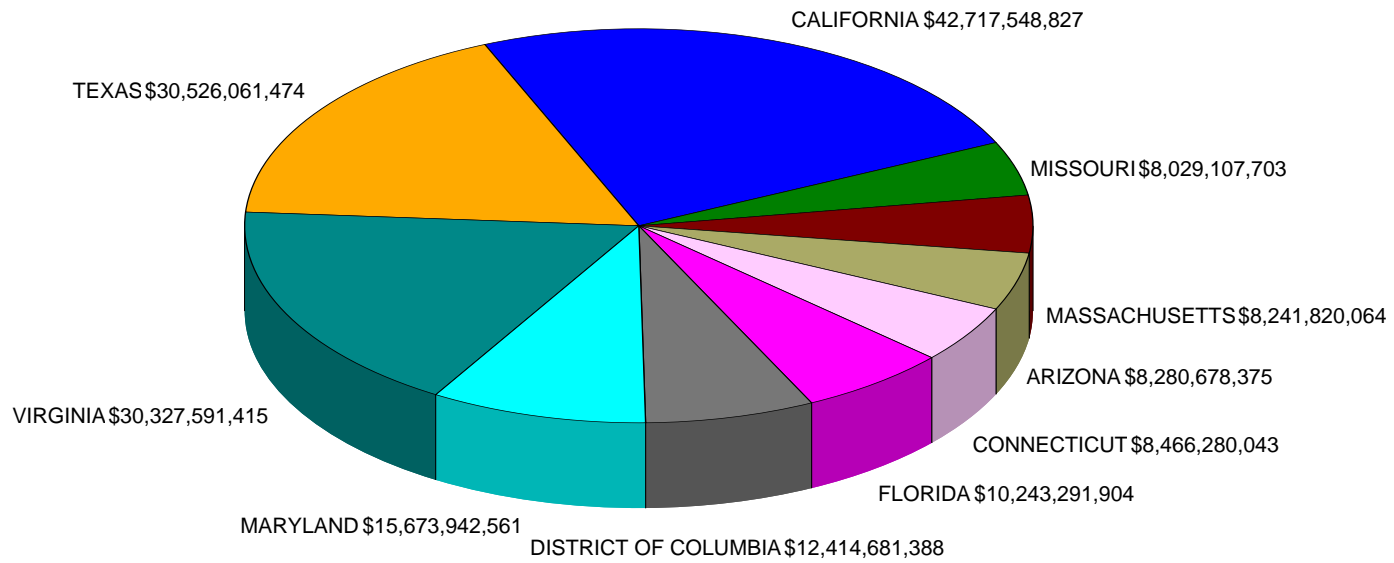
	Dollars	Percent of Dollars	Dollar Rank	Rank Last FY	Rank Per Capita
Total Federal	\$298,318,210,938	100.00 %			
ALABAMA	\$6,966,182,811	2.34 %	13	13	9
ALASKA	\$1,701,032,231	0.57 %	35	34	6
ARIZONA	\$9,532,481,912	3.20 %	7	8	7
ARKANSAS	\$733,347,918	0.25 %	43	41	51
CALIFORNIA	\$38,265,812,161	12.83 %	1	1	15
COLORADO	\$5,338,076,927	1.79 %	20	20	14
CONNECTICUT	\$9,309,571,167	3.12 %	8	7	5
DELAWARE	\$225,671,545	0.08 %	51	50	50
DISTRICT OF COLUMBIA	\$13,068,559,569	4.38 %	5	5	1
FLORIDA	\$10,452,620,663	3.50 %	6	6	31
GEORGIA	\$5,350,003,516	1.79 %	19	19	32
HAWAII	\$2,008,389,237	0.67 %	33	32	8
IDAHO	\$1,317,983,547	0.44 %	39	36	18
ILLINOIS	\$5,634,687,784	1.89 %	18	18	42
INDIANA	\$3,702,010,876	1.24 %	23	26	34
IOWA	\$1,421,064,084	0.48 %	38	39	39
KANSAS	\$2,063,768,355	0.69 %	32	33	24
KENTUCKY	\$3,273,688,505	1.10 %	26	22	22
LOUISIANA	\$3,221,415,786	1.08 %	27	28	26
MAINE	\$1,631,087,959	0.55 %	36	38	13
MARYLAND	\$19,261,920,339	6.46 %	4	4	3
MASSACHUSETTS	\$8,470,467,613	2.84 %	10	9	11
MICHIGAN	\$3,596,321,683	1.21 %	24	24	47
MINNESOTA	\$1,998,326,169	0.67 %	34	31	45
MISSISSIPPI	\$2,248,507,865	0.75 %	30	27	23
MISSOURI	\$7,607,656,097	2.55 %	11	10	10
MONTANA	\$530,159,166	0.18 %	45	46	35
NEBRASKA	\$585,954,595	0.20 %	44	47	48
NEVADA	\$1,495,329,490	0.50 %	37	37	25
NEW HAMPSHIRE	\$871,440,168	0.29 %	42	42	29
NEW JERSEY	\$5,147,625,760	1.73 %	21	21	33
NEW MEXICO	\$5,865,865,023	1.97 %	17	11	4
NEW YORK	\$7,090,506,634	2.38 %	12	14	46
NORTH CAROLINA	\$3,299,124,056	1.11 %	25	25	44
NORTH DAKOTA	\$460,507,573	0.15 %	48	48	27

	Dollars	Percent of Dollars	Dollar Rank	Rank Last FY	Rank Per Capita
Total Federal	\$298,318,210,938	100.00 %			
OHIO	\$6,343,625,650	2.13 %	15	16	36
OKLAHOMA	\$2,447,498,167	0.82 %	28	30	28
OREGON	\$1,117,992,057	0.37 %	40	40	49
PENNSYLVANIA	\$8,535,121,852	2.86 %	9	12	30
RHODE ISLAND	\$498,228,867	0.17 %	47	43	41
SOUTH CAROLINA	\$4,028,088,745	1.35 %	22	23	19
SOUTH DAKOTA	\$386,209,042	0.13 %	49	49	37
TENNESSEE	\$6,110,682,981	2.05 %	16	17	17
TEXAS	\$27,278,123,764	9.14 %	3	2	12
UTAH	\$2,217,094,031	0.74 %	31	29	20
VERMONT	\$502,094,750	0.17 %	46	45	21
VIRGINIA	\$33,964,187,698	11.39 %	2	3	2
WASHINGTON	\$6,654,129,493	2.23 %	14	15	16
WEST VIRGINIA	\$901,077,143	0.30 %	41	44	38
WISCONSIN	\$2,363,849,675	0.79 %	29	35	43
WYOMING	\$239,604,471	0.08 %	50	51	40
U.S OUTLYING AREAS	\$983,433,768	0.33 %			

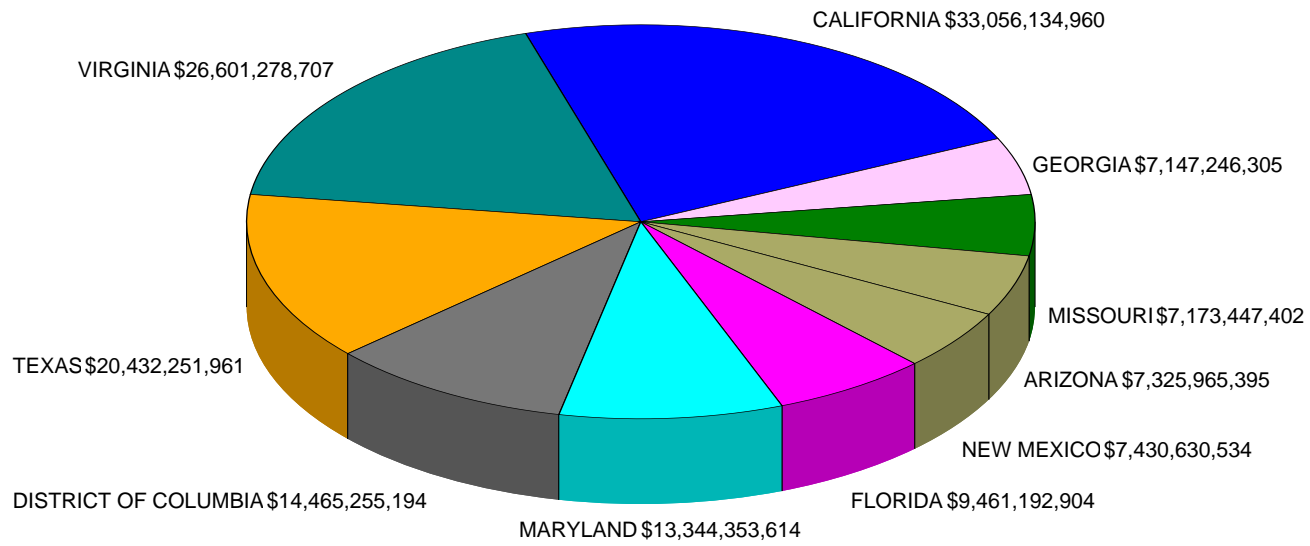
Federal Procurement Data System - Next Generation
TOP 10 STATES BY FEDERAL PROCUREMENT
Actions Reported Individually - Fiscal Year 2004



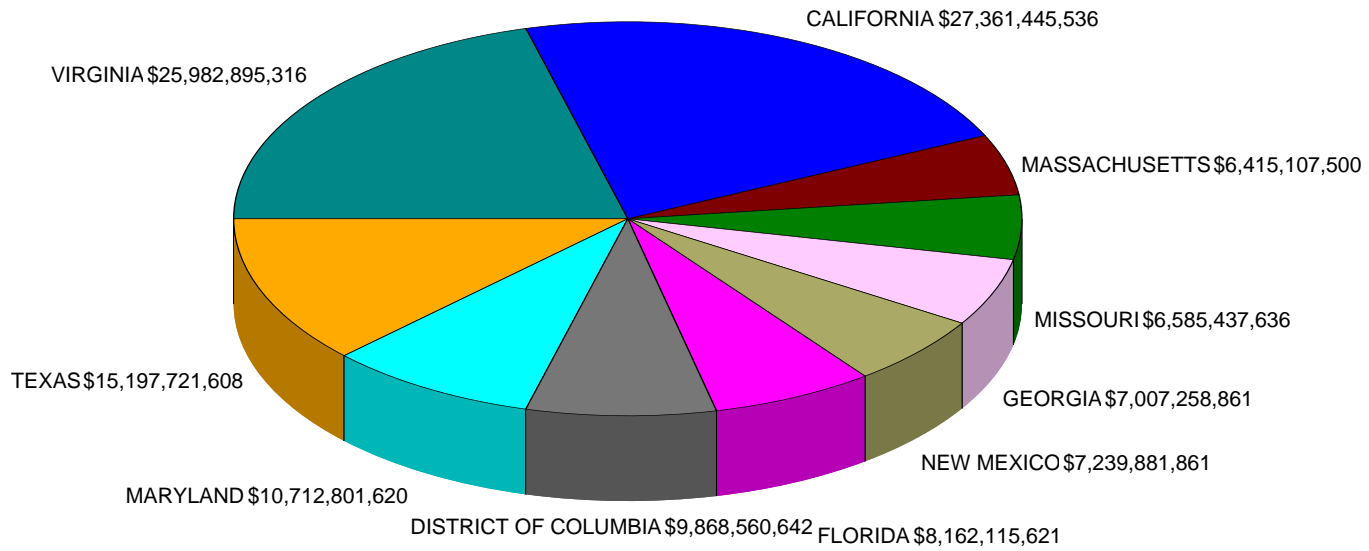
Federal Procurement Data System - Next Generation
TOP 10 STATES BY FEDERAL PROCUREMENT
Actions Reported Individually - Fiscal Year 2003



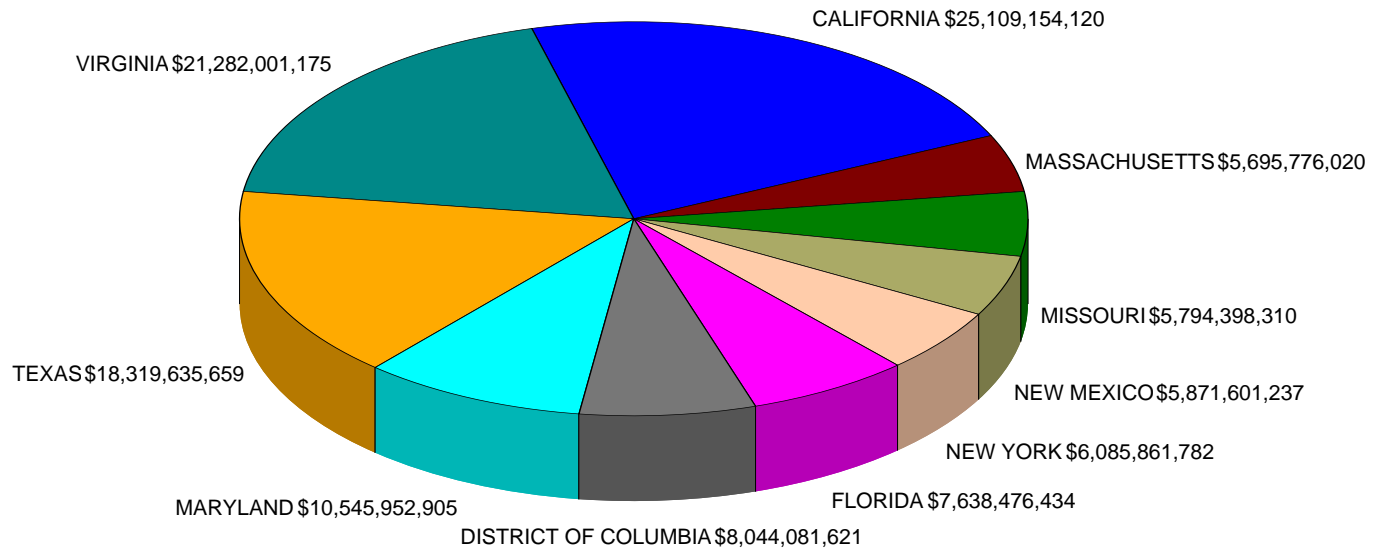
Federal Procurement Data System - Next Generation
TOP 10 STATES BY FEDERAL PROCUREMENT
Actions Reported Individually - Fiscal Year 2002



Federal Procurement Data System - Next Generation
TOP 10 STATES BY FEDERAL PROCUREMENT
Actions Reported Individually - Fiscal Year 2001



Federal Procurement Data System - Next Generation
TOP 10 STATES BY FEDERAL PROCUREMENT
Actions Reported Individually - Fiscal Year 2000



Federal Procurement Data System

FEDERAL PROCUREMENT DOLLARS BY STATE

Actions Reported individually - Fiscal Year 2004 Through Fourth Quarter

Date Generated: 11/03/2005

ALABAMA

Population: 4,447,100

Total Actions: 21,538

Per Capita Procurement: \$1,566.46

Total Dollars: \$6,966,182,811

Rank Per Capita: 9

Rank Per Capita - Last Year: 9

TOP FIVE COUNTIES					
NAME OF COUNTIES	CIVILIAN AGENCIES		DEPT OF DEFENSE		TOTAL
	SMALL DISADVANTAGED	OTHER	SMALL DISADVANTAGED	OTHER	
Limestone	\$22,213,806	\$122,172,506	\$401,010,037	\$3,977,571,267	\$4,522,967,615
Madison	\$32,611,468	\$553,967,532	\$84,382,294	\$101,655,294	\$772,616,588
Montgomery	\$756,685	\$33,897,933	\$23,456,804	\$274,226,437	\$332,337,860
Calhoun	\$3,681,098	\$41,689,160	\$55,129,884	\$129,249,608	\$229,749,749
Coffee	\$2,731,521	\$15,332,120	\$24,199,028	\$165,567,148	\$207,829,817

TOP FIVE DEPARTMENTS WITH PLACE OF PERFORMANCE IN THIS STATE	TOTAL
DEPT OF DEFENSE (9700)	\$5,847,569,523
NATIONAL AERONAUTICS AND SPACE ADMINISTRATION (8000)	\$531,843,712
GENERAL SERVICES ADMINISTRATION (4700)	\$258,292,759
HEALTH AND HUMAN SERVICES, DEPARTMENT OF (7500)	\$101,604,256
VETERANS AFFAIRS, DEPARTMENT OF (3600)	\$51,790,925

TOP FIVE CONTRACTING OFFICES LOCATED IN THIS STATE	TOTAL
BALLISTIC MISSILE DEFENSE ORGN (HQ0006)	\$2,451,438,673
Missile (W31P4Q)	\$775,880,676
MARSHALL SPACE FLIGHT CENTER (MSFC0)	\$517,404,162
SMDC (W9113M)	\$459,092,659
Ft Rucker (W9124G)	\$182,981,534

TYPE OF PRODUCT OR SERVICE	SMALL BUSINESS	OTHER THAN SMALL BUSINESS	STATE LOCAL & TRIBAL GOV'T	NON-PROFIT JWOD & OTHER	TOTAL
CONSTRUCTION	\$221,836,569	\$45,882,157	\$0	\$23,917	\$267,742,642
RESEARCH AND DEVELOPMENT	\$736,548,352	\$2,747,427,382	\$0	\$72,916,929	\$3,556,892,662
SERVICES	\$797,590,320	\$1,158,319,537	\$1,471,599	\$43,904,342	\$2,001,285,798
SUPPLIES & EQUIPMENT	\$517,671,396	\$592,349,488	\$5,370,000	\$21,377,726	\$1,136,768,609

ALASKA

Population: 626,932

Total Actions: 11,652

Per Capita Procurement: \$2,713.26

Total Dollars: \$1,701,032,231

Rank Per Capita: 6

Rank Per Capita - Last Year: 5

TOP FIVE COUNTIES					
NAME OF COUNTIES	CIVILIAN AGENCIES		DEPT OF DEFENSE		TOTAL
	SMALL DISADVANTAGED	OTHER	SMALL DISADVANTAGED	OTHER	
Anchorage	\$134,509,047	\$85,211,747	\$170,522,169	\$295,233,342	\$685,476,305
Fairbanks North Star	\$6,942,377	\$39,570,823	\$174,440,183	\$272,003,043	\$492,956,426
Southeast Fairbanks	\$1,874,482	\$419,419	\$65,469,236	\$71,427,663	\$139,190,800
Aleutians West	\$2,745,776	\$5,209,334	\$482,273	\$50,251,002	\$58,688,385
Yukon-Koyukuk	\$309,391	\$1,516,397	\$11,239,827	\$45,604,291	\$58,669,905

TOP FIVE DEPARTMENTS WITH PLACE OF PERFORMANCE IN THIS STATE	TOTAL
DEPT OF DEFENSE (9700)	\$1,262,270,004
INTERIOR, DEPARTMENT OF THE (1400)	\$91,103,701
STATE, DEPARTMENT OF (1900)	\$59,239,084
GENERAL SERVICES ADMINISTRATION (4700)	\$48,590,938
AGRICULTURE, DEPARTMENT OF (1200)	\$45,112,873

TOP FIVE CONTRACTING OFFICES LOCATED IN THIS STATE	TOTAL
Alaska (W911KB)	\$443,265,298
3 CONS/LGC MGMT ANL & SUPT FLGHT (RD03)	\$130,561,171
DEFENSE ENERGY SUPPORT CENTER (0600)	\$92,840,311
Ft Richardson (W912CZ)	\$79,819,077
Seattle (W912DW)	\$59,401,729

TYPE OF PRODUCT OR SERVICE	SMALL BUSINESS	OTHER THAN SMALL BUSINESS	STATE LOCAL & TRIBAL GOV'T	NON-PROFIT JWOD & OTHER	TOTAL
CONSTRUCTION	\$387,448,719	\$356,593,713	\$1,174,583	\$35,110	\$745,252,125
RESEARCH AND DEVELOPMENT	\$45,466,047	\$18,421,255	\$27,476	\$5,885,630	\$69,800,408
SERVICES	\$295,228,713	\$254,658,403	\$9,482,057	\$37,612,891	\$596,982,064
SUPPLIES & EQUIPMENT	\$228,293,755	\$60,283,430	\$93,212	-\$259,829	\$288,410,570

ARIZONA

Population: 5,130,632

Total Actions: 25,946

Per Capita Procurement: \$1,857.95

Total Dollars: \$9,532,481,912

Rank Per Capita: 7

Rank Per Capita - Last Year: 8

TOP FIVE COUNTIES					
NAME OF COUNTIES	CIVILIAN AGENCIES		DEPT OF DEFENSE		TOTAL
	SMALL DISADVANTAGED	OTHER	SMALL DISADVANTAGED	OTHER	
Maricopa	\$29,345,640	\$453,753,754	\$40,313,171	\$4,607,881,915	\$5,131,294,480
Pima	\$14,804,385	\$101,980,389	\$43,642,189	\$3,112,607,256	\$3,273,034,219
Cochise	\$37,401,665	\$108,964,818	\$33,099,121	\$427,899,026	\$607,364,629
Gila	\$690,021	\$131,482,789	\$0	\$881,433	\$133,054,244
Pinal	\$1,577,667	\$73,656,665	\$1,098,222	\$156,796	\$76,489,350

TOP FIVE DEPARTMENTS WITH PLACE OF PERFORMANCE IN THIS STATE	TOTAL
DEPT OF DEFENSE (9700)	\$8,430,211,961
JUSTICE, DEPARTMENT OF (1500)	\$218,282,170
INTERIOR, DEPARTMENT OF THE (1400)	\$210,230,298
NATIONAL AERONAUTICS AND SPACE ADMINISTRATION (8000)	\$133,343,950
GENERAL SERVICES ADMINISTRATION (4700)	\$131,534,568

TOP FIVE CONTRACTING OFFICES LOCATED IN THIS STATE	TOTAL
Aviation (W58RGZ)	\$1,399,255,172
TRICARE MGMT ACTIVITY AURORA WEST (H94002)	\$1,371,615,985
NAVAL SEA SYSTEMS COMMAND (BZ005)	\$729,159,518
NAVAL AIR SYSTEMS COMMAND (AT716)	\$546,500,633
DEFENSE SUPPLY CENTER PHILADELPH (0120)	\$471,869,669

TYPE OF PRODUCT OR SERVICE	SMALL BUSINESS	OTHER THAN SMALL BUSINESS	STATE LOCAL & TRIBAL GOV'T	NON-PROFIT JWOD & OTHER	TOTAL
CONSTRUCTION	\$226,319,525	\$171,605,213	\$0	\$173,738	\$398,098,475
RESEARCH AND DEVELOPMENT	\$104,798,595	\$485,236,191	\$169,800	\$10,048,495	\$600,253,081
SERVICES	\$377,416,937	\$2,351,511,902	\$1,622,078	\$49,859,639	\$2,780,410,556
SUPPLIES & EQUIPMENT	\$492,321,932	\$5,237,377,655	\$10,663,669	\$6,382,196	\$5,746,745,451

ARKANSAS

Population: 2,673,400

Total Actions: 6,946

Per Capita Procurement: \$274.31

Total Dollars: \$733,347,918

Rank Per Capita: 51

Rank Per Capita - Last Year: 50

TOP FIVE COUNTIES					
NAME OF COUNTIES	CIVILIAN AGENCIES		DEPT OF DEFENSE		TOTAL
	SMALL DISADVANTAGED	OTHER	SMALL DISADVANTAGED	OTHER	
Pulaski	\$15,515,484	\$134,172,933	\$25,718,403	\$165,604,535	\$341,011,355
Jefferson	\$6,563,903	\$10,101,001	\$2,337,738	\$105,990,150	\$124,992,792
Benton	\$0	\$905,576	\$110,072	\$32,856,133	\$33,871,781
Drew	\$0	\$337,841	\$92,420	\$21,645,642	\$22,075,903
Columbia	\$212,757	\$6,992,589	\$0	\$11,276,708	\$18,482,054

TOP FIVE DEPARTMENTS WITH PLACE OF PERFORMANCE IN THIS STATE	TOTAL
DEPT OF DEFENSE (9700)	\$493,707,364
GENERAL SERVICES ADMINISTRATION (4700)	\$73,523,175
VETERANS AFFAIRS, DEPARTMENT OF (3600)	\$58,085,572
HEALTH AND HUMAN SERVICES, DEPARTMENT OF (7500)	\$46,854,581
AGRICULTURE, DEPARTMENT OF (1200)	\$22,173,762

TOP FIVE CONTRACTING OFFICES LOCATED IN THIS STATE	TOTAL
(W52P1J)	\$83,122,288
HQ AMC/DOY (QA02)	\$68,457,917
GSA/PUBLIC BUILDINGS SERVICE (JU000)	\$56,106,925
(W9127S)	\$46,027,650
DEPT OF VETERANS AFFAIRS (00598)	\$43,249,787

TYPE OF PRODUCT OR SERVICE	SMALL BUSINESS	OTHER THAN SMALL BUSINESS	STATE LOCAL & TRIBAL GOV'T	NON-PROFIT JWOD & OTHER	TOTAL
CONSTRUCTION	\$69,609,979	\$90,305,587	\$236,316	\$32,005	\$160,183,888
RESEARCH AND DEVELOPMENT	\$4,920,911	\$6,985,661	\$25,000	\$154,518	\$12,086,090
SERVICES	\$65,350,909	\$253,298,348	\$562,212	\$14,423,398	\$333,634,867
SUPPLIES & EQUIPMENT	\$108,513,089	\$111,761,782	\$0	\$5,009,872	\$225,284,742

CALIFORNIA

Population: 33,871,648

Total Actions: 126,241

Per Capita Procurement: \$1,129.73

Total Dollars: \$38,265,812,161

Rank Per Capita: 15

Rank Per Capita - Last Year: 13

TOP FIVE COUNTIES					
NAME OF COUNTIES	CIVILIAN AGENCIES		DEPT OF DEFENSE		TOTAL
	SMALL DISADVANTAGED	OTHER	SMALL DISADVANTAGED	OTHER	
Los Angeles	\$82,237,691	\$3,871,473,840	\$150,168,780	\$9,540,048,014	\$13,643,928,325
San Diego	\$54,147,170	\$534,167,553	\$253,789,394	\$4,863,343,159	\$5,705,447,276
Santa Clara	\$122,307,527	\$752,421,468	\$14,350,584	\$3,815,410,140	\$4,704,489,719
Orange	\$13,614,814	\$280,124,884	\$86,820,881	\$2,542,366,913	\$2,922,927,492
Alameda	\$11,224,342	\$2,454,371,530	\$17,816,082	\$250,021,292	\$2,733,433,246

TOP FIVE DEPARTMENTS WITH PLACE OF PERFORMANCE IN THIS STATE	TOTAL
DEPT OF DEFENSE (9700)	\$27,826,268,921
NATIONAL AERONAUTICS AND SPACE ADMINISTRATION (8000)	\$3,665,937,947
ENERGY, DEPARTMENT OF (8900)	\$2,372,257,008
GENERAL SERVICES ADMINISTRATION (4700)	\$790,456,247
VETERANS AFFAIRS, DEPARTMENT OF (3600)	\$740,603,735

TOP FIVE CONTRACTING OFFICES LOCATED IN THIS STATE	TOTAL
ASC/YCK (GU30)	\$3,463,223,945
NASA MANAGEMENT OFFICE (NMO00)	\$2,211,990,293
TRICARE MGMT ACTIVITY AURORA WEST (H94002)	\$1,889,687,549
OAKLAND OPERATIONS OFFICE (00003)	\$1,610,567,858
SMC/PKZ LOS ANGELES AFB (CZ39)	\$1,055,942,739

TYPE OF PRODUCT OR SERVICE	SMALL BUSINESS	OTHER THAN SMALL BUSINESS	STATE LOCAL & TRIBAL GOV'T	NON-PROFIT JWOD & OTHER	TOTAL
CONSTRUCTION	\$818,045,715	\$768,147,635	\$26,182,790	\$13,263,503	\$1,625,639,643
RESEARCH AND DEVELOPMENT	\$819,084,398	\$6,562,404,875	\$589,482	\$3,597,626,835	\$10,979,705,590
SERVICES	\$2,127,314,887	\$7,004,980,045	\$27,297,259	\$2,116,752,805	\$11,276,344,997
SUPPLIES & EQUIPMENT	\$2,167,227,161	\$12,167,638,545	\$1,096,370	\$26,969,523	\$14,362,931,598

COLORADO

Population: 4,301,261

Total Actions: 24,504

Per Capita Procurement: \$1,241.05

Total Dollars: \$5,338,076,927

Rank Per Capita: 14

Rank Per Capita - Last Year: 15

TOP FIVE COUNTIES					
NAME OF COUNTIES	CIVILIAN AGENCIES		DEPT OF DEFENSE		TOTAL
	SMALL DISADVANTAGED	OTHER	SMALL DISADVANTAGED	OTHER	
El Paso	\$14,524,573	\$117,835,638	\$202,015,511	\$1,335,639,689	\$1,670,015,411
Jefferson	\$48,610,052	\$985,231,680	\$248,676	\$17,997,604	\$1,052,088,012
Denver	\$82,704,071	\$281,359,552	\$8,979,639	\$626,499,533	\$999,542,795
Arapahoe	\$4,637,844	\$141,426,901	\$14,224,858	\$373,125,671	\$533,415,274
Boulder	\$10,431,243	\$227,273,973	\$10,982,066	\$175,831,151	\$424,518,432

TOP FIVE DEPARTMENTS WITH PLACE OF PERFORMANCE IN THIS STATE	TOTAL
DEPT OF DEFENSE (9700)	\$3,151,274,817
ENERGY, DEPARTMENT OF (8900)	\$997,456,212
GENERAL SERVICES ADMINISTRATION (4700)	\$264,390,814
INTERIOR, DEPARTMENT OF THE (1400)	\$228,146,985
NATIONAL AERONAUTICS AND SPACE ADMINISTRATION (8000)	\$211,332,294

TOP FIVE CONTRACTING OFFICES LOCATED IN THIS STATE	TOTAL
ROCKY FLATS OFFICE (EM CBC) (00034)	\$648,192,322
SMC/PKH LOS ANGELES AFB (CZ75)	\$463,333,709
ESC/NDK (GV59)	\$234,445,533
21 CONS/LGC (CA03)	\$214,729,447
GOLDEN FIELD OFFICE (00036)	\$212,388,562

TYPE OF PRODUCT OR SERVICE	SMALL BUSINESS	OTHER THAN SMALL BUSINESS	STATE LOCAL & TRIBAL GOV'T	NON-PROFIT JWOD & OTHER	TOTAL
CONSTRUCTION	\$233,889,934	\$82,039,350	\$4,648,043	\$7,830,493	\$328,407,819
RESEARCH AND DEVELOPMENT	\$128,364,066	\$512,335,572	\$69,949	\$46,243,236	\$687,012,823
SERVICES	\$745,525,063	\$2,211,549,605	\$19,208,039	\$55,539,420	\$3,031,822,126
SUPPLIES & EQUIPMENT	\$219,244,131	\$1,058,825,869	\$151,880	\$7,288,797	\$1,285,510,676

CONNECTICUT

Population: 3,405,565

Total Actions: 17,148

Per Capita Procurement: \$2,733.63

Total Dollars: \$9,309,571,167

Rank Per Capita: 5

Rank Per Capita - Last Year: 6

TOP FIVE COUNTIES					
NAME OF COUNTIES	CIVILIAN AGENCIES		DEPT OF DEFENSE		TOTAL
	SMALL DISADVANTAGED	OTHER	SMALL DISADVANTAGED	OTHER	
New London	\$225,786	\$21,693,981	\$6,723,128	\$3,370,012,384	\$3,398,655,279
Hartford	\$10,206,687	\$89,440,580	\$7,188,795	\$2,993,221,397	\$3,100,057,459
Fairfield	\$4,190,719	\$94,378,619	\$2,212,270	\$2,376,337,162	\$2,477,118,770
New Haven	\$3,256,395	\$121,962,242	\$2,185,495	\$98,136,606	\$225,540,737
Middlesex	\$0	\$1,675,796	\$13,248	\$52,462,419	\$54,151,463

TOP FIVE DEPARTMENTS WITH PLACE OF PERFORMANCE IN THIS STATE	TOTAL
DEPT OF DEFENSE (9700)	\$8,958,623,817
NATIONAL AERONAUTICS AND SPACE ADMINISTRATION (8000)	\$90,156,419
EDUCATION, DEPARTMENT OF (9100)	\$78,065,170
JUSTICE, DEPARTMENT OF (1500)	\$36,995,012
VETERANS AFFAIRS, DEPARTMENT OF (3600)	\$32,452,085

TOP FIVE CONTRACTING OFFICES LOCATED IN THIS STATE	TOTAL
NAVAL SEA SYSTEMS COMMAND (BZ002)	\$2,800,543,675
Aviation (W58RGZ)	\$1,388,894,600
ASC/LPK BLDG 28 ROOM 207 (GU57)	\$736,068,379
NAVAL AIR SYSTEMS COMMAND (AF600)	\$698,355,188
ASC/YFK (GU75)	\$629,993,386

TYPE OF PRODUCT OR SERVICE	SMALL BUSINESS	OTHER THAN SMALL BUSINESS	STATE LOCAL & TRIBAL GOV'T	NON-PROFIT JWOD & OTHER	TOTAL
CONSTRUCTION	\$29,955,336	\$15,824,594	\$0	\$4,213,000	\$49,992,930
RESEARCH AND DEVELOPMENT	\$43,246,308	\$969,615,121	\$0	\$1,297,504	\$1,014,158,932
SERVICES	\$69,142,012	\$1,466,571,447	\$828,282	\$4,987,086	\$1,541,528,827
SUPPLIES & EQUIPMENT	\$407,070,768	\$6,293,707,630	\$0	\$2,094,493	\$6,702,872,892

DELAWARE

Population: 783,600

Total Actions: 1,655

Per Capita Procurement: \$287.99

Total Dollars: \$225,671,545

Rank Per Capita: 50

Rank Per Capita - Last Year: 51

TOP FIVE COUNTIES					
NAME OF COUNTIES	CIVILIAN AGENCIES		DEPT OF DEFENSE		TOTAL
	SMALL DISADVANTAGED	OTHER	SMALL DISADVANTAGED	OTHER	
Kent	\$296,693	\$2,151,579	\$16,662,059	\$139,794,515	\$158,904,846
New Castle	\$2,501,538	\$24,556,755	\$2,734,571	\$28,687,168	\$58,480,032
Sussex	\$319,048	\$1,589,687	\$0	\$6,366,297	\$8,275,032

TOP FIVE DEPARTMENTS WITH PLACE OF PERFORMANCE IN THIS STATE	TOTAL
DEPT OF DEFENSE (9700)	\$194,244,610
GENERAL SERVICES ADMINISTRATION (4700)	\$8,930,452
VETERANS AFFAIRS, DEPARTMENT OF (3600)	\$4,666,616
AGRICULTURE, DEPARTMENT OF (1200)	\$3,628,957
JUSTICE, DEPARTMENT OF (1500)	\$2,876,549

TOP FIVE CONTRACTING OFFICES LOCATED IN THIS STATE	TOTAL
Philadelphia (W912BU)	\$70,947,031
436 CONS/LGC (QA08)	\$51,396,069
PR W4GG TACOM ROCK ISLAND (W52H09)	\$22,682,642
(W912BU)	\$8,029,572
GSA/PBS/R03 (DV000)	\$4,480,368

TYPE OF PRODUCT OR SERVICE	SMALL BUSINESS	OTHER THAN SMALL BUSINESS	STATE LOCAL & TRIBAL GOV'T	NON-PROFIT JWOD & OTHER	TOTAL
CONSTRUCTION	\$28,089,580	\$82,503,845	\$0	\$12,502	\$110,605,927
RESEARCH AND DEVELOPMENT	\$6,101,876	\$418,994	\$0	\$1,298,304	\$7,819,174
SERVICES	\$19,355,345	\$18,329,307	\$5,086,907	\$6,134,728	\$48,906,286
SUPPLIES & EQUIPMENT	\$16,708,367	\$40,921,868	\$48,744	\$312,801	\$57,991,780

DISTRICT OF COLUMBIA

Population: 572,059

Total Actions: 58,742

Per Capita Procurement: \$22,844.78

Total Dollars: \$13,068,559,569

Rank Per Capita: 1

Rank Per Capita - Last Year: 1

TOP FIVE COUNTIES					
NAME OF COUNTIES	CIVILIAN AGENCIES		DEPT OF DEFENSE		TOTAL
	SMALL DISADVANTAGED	OTHER	SMALL DISADVANTAGED	OTHER	
District of Columbia	\$972,817,833	\$8,584,887,580	\$227,541,598	\$3,282,130,046	\$13,067,377,057

TOP FIVE DEPARTMENTS WITH PLACE OF PERFORMANCE IN THIS STATE	TOTAL
DEPT OF DEFENSE (9700)	\$3,509,671,644
GENERAL SERVICES ADMINISTRATION (4700)	\$2,005,560,706
AGENCY FOR INTERNATIONAL DEVELOPMENT (7200)	\$1,205,096,598
JUSTICE, DEPARTMENT OF (1500)	\$1,071,022,315
HOMELAND SECURITY, DEPARTMENT OF (7000)	\$766,479,368

TOP FIVE CONTRACTING OFFICES LOCATED IN THIS STATE	TOTAL
AGENCY FOR INTERNATIONAL DEVELOPMENT (72000)	\$1,205,096,598
NAVAL SEA SYSTEMS COMMAND (BZ002)	\$938,469,580
DEPT OF JUST (POS01)	\$703,613,283
GSA/FTS FEDERAL SYSTEMS INTEGRATION CTR (AJ000)	\$464,661,987
DEPT OF TREAS/INTERNAL REVENUE SERVICE (RS001)	\$424,858,917

TYPE OF PRODUCT OR SERVICE	SMALL BUSINESS	OTHER THAN SMALL BUSINESS	STATE LOCAL & TRIBAL GOV'T	NON-PROFIT JWOD & OTHER	TOTAL
CONSTRUCTION	\$237,601,549	\$459,285,486	\$0	\$3,032,362	\$699,919,398
RESEARCH AND DEVELOPMENT	\$191,808,560	\$633,243,607	\$0	\$115,800,492	\$940,852,660
SERVICES	\$2,348,770,045	\$5,736,690,835	\$145,965,312	\$364,459,263	\$8,595,885,455
SUPPLIES & EQUIPMENT	\$430,328,990	\$1,985,750,011	\$325,813,917	\$23,780,230	\$2,765,673,147

FLORIDA

Population: 15,982,378

Total Actions: 46,522

Per Capita Procurement: \$654.01

Total Dollars: \$10,452,620,663

Rank Per Capita: 31

Rank Per Capita - Last Year: 27

TOP FIVE COUNTIES					
NAME OF COUNTIES	CIVILIAN AGENCIES		DEPT OF DEFENSE		TOTAL
	SMALL DISADVANTAGED	OTHER	SMALL DISADVANTAGED	OTHER	
Orange	\$4,464,567	\$251,235,396	\$67,791,092	\$2,020,033,250	\$2,343,524,304
Brevard	\$34,265,197	\$700,346,849	\$52,011,367	\$1,440,358,840	\$2,226,982,252
Okaloosa	\$907,589	\$16,207,293	\$119,840,483	\$803,443,119	\$940,398,485
Hillsborough	\$11,323,073	\$121,272,633	\$119,786,836	\$606,617,174	\$858,999,717
Pinellas	\$5,147,514	\$81,217,429	\$39,418,361	\$648,724,491	\$774,507,794

TOP FIVE DEPARTMENTS WITH PLACE OF PERFORMANCE IN THIS STATE	TOTAL
DEPT OF DEFENSE (9700)	\$8,385,437,574
NATIONAL AERONAUTICS AND SPACE ADMINISTRATION (8000)	\$611,378,837
GENERAL SERVICES ADMINISTRATION (4700)	\$509,218,393
HOMELAND SECURITY, DEPARTMENT OF (7000)	\$239,844,050
VETERANS AFFAIRS, DEPARTMENT OF (3600)	\$198,932,860

TOP FIVE CONTRACTING OFFICES LOCATED IN THIS STATE	TOTAL
Aviation (W58RGZ)	\$660,717,527
KENNEDY SPACE CENTER (KSC00)	\$590,349,907
45 CONS/LGC (CA09)	\$292,672,824
ASC/VXK (GU11)	\$268,422,291
NAVAL AIR WARFARE CENTER TRAININ (A8302)	\$256,962,830

TYPE OF PRODUCT OR SERVICE	SMALL BUSINESS	OTHER THAN SMALL BUSINESS	STATE LOCAL & TRIBAL GOV'T	NON-PROFIT JWOD & OTHER	TOTAL
CONSTRUCTION	\$412,596,740	\$378,674,614	\$994,405	\$1,123,961	\$793,389,721
RESEARCH AND DEVELOPMENT	\$196,366,647	\$946,388,648	\$25,000	\$45,880,752	\$1,188,661,047
SERVICES	\$1,120,402,460	\$2,687,228,739	\$15,012,902	\$94,987,362	\$3,917,631,463
SUPPLIES & EQUIPMENT	\$1,496,704,073	\$3,027,424,738	\$912,646	\$24,241,540	\$4,549,282,997

GEORGIA

Population: 8,186,453

Total Actions: 48,201

Per Capita Procurement: \$653.52

Total Dollars: \$5,350,003,516

Rank Per Capita: 32

Rank Per Capita - Last Year: 28

TOP FIVE COUNTIES					
NAME OF COUNTIES	CIVILIAN AGENCIES		DEPT OF DEFENSE		TOTAL
	SMALL DISADVANTAGED	OTHER	SMALL DISADVANTAGED	OTHER	
DeKalb	\$115,376,994	\$683,074,259	\$15,425,996	\$352,126,884	\$1,166,004,133
Cobb	\$1,742,009	\$57,193,392	\$6,603,299	\$1,071,723,931	\$1,137,262,631
Houston	\$5,590,181	\$36,668,277	\$86,722,042	\$363,273,094	\$492,253,594
Fulton	\$1,633,520	\$110,886,655	\$51,907,256	\$202,888,568	\$367,315,999
Chatham	\$1,464,012	\$15,382,789	\$19,345,753	\$295,316,985	\$331,509,539

TOP FIVE DEPARTMENTS WITH PLACE OF PERFORMANCE IN THIS STATE	TOTAL
DEPT OF DEFENSE (9700)	\$3,905,791,427
GENERAL SERVICES ADMINISTRATION (4700)	\$412,486,163
HEALTH AND HUMAN SERVICES, DEPARTMENT OF (7500)	\$352,838,292
HOMELAND SECURITY, DEPARTMENT OF (7000)	\$153,275,954
VETERANS AFFAIRS, DEPARTMENT OF (3600)	\$100,277,031

TOP FIVE CONTRACTING OFFICES LOCATED IN THIS STATE	TOTAL
ASC/GR (GU04)	\$1,016,302,907
DEPT OF HHS/CENTERS FOR DISEASE CONTROL (00200)	\$334,821,373
SRCC-East (W911SE)	\$307,231,964
Savannah (W912HN)	\$289,792,563
WR-ALC/PKO (GJ20)	\$204,379,438

TYPE OF PRODUCT OR SERVICE	SMALL BUSINESS	OTHER THAN SMALL BUSINESS	STATE LOCAL & TRIBAL GOV'T	NON-PROFIT JWOD & OTHER	TOTAL
CONSTRUCTION	\$286,058,178	\$399,694,579	\$0	\$2,389,511	\$688,142,268
RESEARCH AND DEVELOPMENT	\$72,017,360	\$15,988,828	\$168,662	\$39,219,615	\$127,394,465
SERVICES	\$913,814,266	\$1,388,544,753	\$4,542,253	\$134,675,319	\$2,441,576,591
SUPPLIES & EQUIPMENT	\$506,494,813	\$1,567,130,416	\$2,347,653	\$12,634,328	\$2,088,607,210

HAWAII

Population: 1,211,537

Total Actions: 17,906

Per Capita Procurement: \$1,657.72

Total Dollars: \$2,008,389,237

Rank Per Capita: 8

Rank Per Capita - Last Year: 7

TOP FIVE COUNTIES					
NAME OF COUNTIES	CIVILIAN AGENCIES		DEPT OF DEFENSE		TOTAL
	SMALL DISADVANTAGED	OTHER	SMALL DISADVANTAGED	OTHER	
Honolulu	\$67,344,224	\$168,443,914	\$320,170,924	\$1,249,100,990	\$1,805,060,052
Maui	\$21,254,647	\$5,876,961	\$2,112,027	\$48,537,674	\$77,781,309
Kauai	\$4,372,967	\$3,500,215	\$2,712,622	\$54,684,890	\$65,270,694
Hawaii	\$1,896,406	\$21,826,872	\$22,633,524	\$13,259,202	\$59,616,005
Kalawao	\$148,524	\$36,150	\$0	\$0	\$184,674

TOP FIVE DEPARTMENTS WITH PLACE OF PERFORMANCE IN THIS STATE	TOTAL
DEPT OF DEFENSE (9700)	\$1,713,685,824
GENERAL SERVICES ADMINISTRATION (4700)	\$91,454,196
HOMELAND SECURITY, DEPARTMENT OF (7000)	\$54,832,293
HOUSING AND URBAN DEVELOPMENT, DEPARTMENT OF (8600)	\$30,561,827
INTERIOR, DEPARTMENT OF THE (1400)	\$24,946,473

TOP FIVE CONTRACTING OFFICES LOCATED IN THIS STATE	TOTAL
NAVAL FACILITIES ENGINEERING COM (C2742)	\$285,469,029
Honolulu (W9128A)	\$232,242,753
DEFENSE SUPPLY CENTER PHILADELPH (0120)	\$214,739,256
Ft Shafter (W912CN)	\$190,170,923
15 CONS/LGC MGMT ANL & SPT FLGHT (RA03)	\$120,731,805

TYPE OF PRODUCT OR SERVICE	SMALL BUSINESS	OTHER THAN SMALL BUSINESS	STATE LOCAL & TRIBAL GOV'T	NON-PROFIT JWOD & OTHER	TOTAL
CONSTRUCTION	\$205,781,675	\$310,484,708	\$0	\$201,515	\$516,467,898
RESEARCH AND DEVELOPMENT	\$84,146,730	\$40,229,788	\$0	\$38,479,651	\$162,856,169
SERVICES	\$370,394,589	\$382,067,311	\$2,206,856	\$34,832,990	\$789,501,746
SUPPLIES & EQUIPMENT	\$95,577,300	\$442,911,832	\$94,146	\$149,150	\$538,732,428

IDAHO

Population: 1,293,953

Total Actions: 7,246

Per Capita Procurement: \$1,018.57

Total Dollars: \$1,317,983,547

Rank Per Capita: 18

Rank Per Capita - Last Year: 14

TOP FIVE COUNTIES					
NAME OF COUNTIES	CIVILIAN AGENCIES		DEPT OF DEFENSE		TOTAL
	SMALL DISADVANTAGED	OTHER	SMALL DISADVANTAGED	OTHER	
Bonneville	\$3,259,829	\$853,640,859	\$10,377,879	\$3,457,047	\$870,735,614
Kootenai	\$2,655,924	\$81,532,982	\$4,193	\$15,735,698	\$99,928,797
Elmore	\$30,098	\$306,121	\$31,584,947	\$59,079,550	\$91,000,716
Ada	\$2,032,459	\$65,112,967	\$3,129,394	\$17,157,331	\$87,432,150
Canyon	\$6,913	\$34,907,284	\$4,000	\$26,595,147	\$61,513,343

TOP FIVE DEPARTMENTS WITH PLACE OF PERFORMANCE IN THIS STATE	TOTAL
ENERGY, DEPARTMENT OF (8900)	\$852,999,022
DEPT OF DEFENSE (9700)	\$186,973,197
TREASURY, DEPARTMENT OF THE (2000)	\$76,222,530
AGRICULTURE, DEPARTMENT OF (1200)	\$66,438,450
VETERANS AFFAIRS, DEPARTMENT OF (3600)	\$49,154,139

TOP FIVE CONTRACTING OFFICES LOCATED IN THIS STATE	TOTAL
IDAHO OPERATIONS OFFICE (00007)	\$843,684,644
DEPT OF TREAS/U.S. MINT (MT001)	\$76,141,690
Seattle (W912DW)	\$62,225,212
366 CONS/CC (AC28)	\$34,468,474
AGRIC STABILIZ AND CONS SVC (EODV)	\$25,694,313

TYPE OF PRODUCT OR SERVICE	SMALL BUSINESS	OTHER THAN SMALL BUSINESS	STATE LOCAL & TRIBAL GOV'T	NON-PROFIT JWOD & OTHER	TOTAL
CONSTRUCTION	\$75,593,606	\$41,390,673	\$2,530,728	\$271,094	\$119,786,101
RESEARCH AND DEVELOPMENT	\$6,868,470	\$4,685,942	\$0	\$1,690,000	\$13,244,412
SERVICES	\$88,211,181	\$874,952,431	\$1,169,347	\$5,646,124	\$969,979,083
SUPPLIES & EQUIPMENT	\$113,084,316	\$98,682,501	\$33,443	\$3,043,561	\$214,843,821

ILLINOIS

Population: 12,419,293

Total Actions: 38,760

Per Capita Procurement: \$453.70

Total Dollars: \$5,634,687,784

Rank Per Capita: 42

Rank Per Capita - Last Year: 39

TOP FIVE COUNTIES					
NAME OF COUNTIES	CIVILIAN AGENCIES		DEPT OF DEFENSE		TOTAL
	SMALL DISADVANTAGED	OTHER	SMALL DISADVANTAGED	OTHER	
Cook	\$64,638,010	\$1,850,684,543	\$23,895,707	\$1,259,556,870	\$3,198,775,130
Lake	\$17,281,825	\$69,452,526	\$32,200,108	\$426,822,838	\$545,757,297
DuPage	\$1,600,785	\$343,644,957	\$6,863,844	\$141,201,694	\$493,311,281
St. Clair	\$1,987,679	\$19,936,893	\$102,602,252	\$209,631,886	\$334,158,710
Madison	\$3,680	\$84,575,109	\$120,025	\$101,758,298	\$186,457,112

TOP FIVE DEPARTMENTS WITH PLACE OF PERFORMANCE IN THIS STATE	TOTAL
DEPT OF DEFENSE (9700)	\$3,007,054,799
ENERGY, DEPARTMENT OF (8900)	\$921,759,676
VETERANS AFFAIRS, DEPARTMENT OF (3600)	\$862,062,095
GENERAL SERVICES ADMINISTRATION (4700)	\$182,137,249
AGRICULTURE, DEPARTMENT OF (1200)	\$164,400,123

TOP FIVE CONTRACTING OFFICES LOCATED IN THIS STATE	TOTAL
CHICAGO SERVICE CENTER (OFFICE OF SCIENCE) (00002)	\$904,995,199
CONSOLIDATED MAIL OUT PHARMACY HINES (00765)	\$586,876,758
Ft Knox (W9124D)	\$225,510,552
NAVAL FACILITIES ENGINEERING COM (C8950)	\$191,294,939
DEPT OF VETERANS AFFAIRS (0069D)	\$150,592,156

TYPE OF PRODUCT OR SERVICE	SMALL BUSINESS	OTHER THAN SMALL BUSINESS	STATE LOCAL & TRIBAL GOV'T	NON-PROFIT JWOD & OTHER	TOTAL
CONSTRUCTION	\$162,751,118	\$361,596,140	\$11,357	\$321,970	\$524,680,585
RESEARCH AND DEVELOPMENT	\$25,115,352	\$132,729,938	\$0	\$97,087,944	\$254,933,234
SERVICES	\$259,577,155	\$763,863,946	\$2,413,915	\$1,035,060,554	\$2,060,915,571
SUPPLIES & EQUIPMENT	\$726,417,505	\$2,038,717,531	\$13,729,182	\$5,752,222	\$2,784,616,440

INDIANA

Population: 6,080,485

Total Actions: 19,406

Per Capita Procurement: \$608.83

Total Dollars: \$3,702,010,876

Rank Per Capita: 34

Rank Per Capita - Last Year: 37

TOP FIVE COUNTIES					
NAME OF COUNTIES	CIVILIAN AGENCIES		DEPT OF DEFENSE		TOTAL
	SMALL DISADVANTAGED	OTHER	SMALL DISADVANTAGED	OTHER	
Marion	\$1,609,212	\$148,376,894	\$4,373,952	\$1,001,702,769	\$1,156,062,827
St. Joseph	\$546,473	\$17,779,651	\$12,618,154	\$1,109,796,132	\$1,140,740,410
Allen	\$99,129	\$209,141,408	\$721,930	\$425,931,156	\$635,893,623
Vanderburgh	-\$81,721	\$9,765,901	\$23,459	\$115,174,804	\$124,882,443
Martin	\$0	\$1,207,929	\$3,527,530	\$102,352,917	\$107,088,376

TOP FIVE DEPARTMENTS WITH PLACE OF PERFORMANCE IN THIS STATE	TOTAL
DEPT OF DEFENSE (9700)	\$3,172,722,314
NATIONAL AERONAUTICS AND SPACE ADMINISTRATION (8000)	\$203,964,537
VETERANS AFFAIRS, DEPARTMENT OF (3600)	\$81,539,536
GENERAL SERVICES ADMINISTRATION (4700)	\$65,781,714
HEALTH AND HUMAN SERVICES, DEPARTMENT OF (7500)	\$40,139,404

TOP FIVE CONTRACTING OFFICES LOCATED IN THIS STATE	TOTAL
XU NICP ACCT PROP OFF (W56HZV)	\$1,087,622,693
(W15P7T)	\$315,149,522
GODDARD SPACE FLIGHT CENTER (GSFC0)	\$199,453,580
NAVAL SURFACE WARFARE CENTER (BW17A)	\$169,017,264
(W52P1J)	\$156,970,868

TYPE OF PRODUCT OR SERVICE	SMALL BUSINESS	OTHER THAN SMALL BUSINESS	STATE LOCAL & TRIBAL GOV'T	NON-PROFIT JWOD & OTHER	TOTAL
CONSTRUCTION	\$53,830,499	\$40,300,953	\$1,380	\$56,896	\$94,189,728
RESEARCH AND DEVELOPMENT	\$12,333,100	\$372,999,873	\$26,833	\$11,220,217	\$396,580,023
SERVICES	\$79,459,481	\$604,235,711	\$502,295	\$17,808,640	\$702,006,127
SUPPLIES & EQUIPMENT	\$380,762,537	\$2,110,537,622	\$305,597	\$17,023,987	\$2,508,629,744

IOWA

Population: 2,926,324

Total Actions: 10,724

Per Capita Procurement: \$485.61

Total Dollars: \$1,421,064,084

Rank Per Capita: 39

Rank Per Capita - Last Year: 43

TOP FIVE COUNTIES					
NAME OF COUNTIES	CIVILIAN AGENCIES		DEPT OF DEFENSE		TOTAL
	SMALL DISADVANTAGED	OTHER	SMALL DISADVANTAGED	OTHER	
Linn	\$1,005,000	\$165,996,198	\$0	\$493,144,931	\$660,146,128
Johnson	\$1,660,700	\$256,453,251	\$2,610	\$3,960,213	\$262,076,774
Story	\$359,540	\$144,721,461	\$0	\$9,166,898	\$154,247,899
Des Moines	\$4,663	\$64,493	\$2,727,173	\$62,160,460	\$64,956,788
Polk	\$9,920,925	\$11,446,322	\$1,290,472	\$24,464,169	\$47,121,888

TOP FIVE DEPARTMENTS WITH PLACE OF PERFORMANCE IN THIS STATE	TOTAL
DEPT OF DEFENSE (9700)	\$733,831,483
HEALTH AND HUMAN SERVICES, DEPARTMENT OF (7500)	\$160,519,188
TREASURY, DEPARTMENT OF THE (2000)	\$147,837,021
AGRICULTURE, DEPARTMENT OF (1200)	\$141,030,303
EDUCATION, DEPARTMENT OF (9100)	\$87,680,624

TOP FIVE CONTRACTING OFFICES LOCATED IN THIS STATE	TOTAL
DEPT OF HHS/HEALTH CARE FINANCING ADMIN (00500)	\$153,318,905
DEPT OF TREAS/U.S. MINT (MT001)	\$147,750,911
USDA ARS FD 3K15 (3K15)	\$106,713,198
CONTRACTS AND PURCHASING OPERATION (ELCPO)	\$87,680,624
OC-ALC/LCD (KC135) (GD70)	\$86,605,968

TYPE OF PRODUCT OR SERVICE	SMALL BUSINESS	OTHER THAN SMALL BUSINESS	STATE LOCAL & TRIBAL GOV'T	NON-PROFIT JWOD & OTHER	TOTAL
CONSTRUCTION	\$28,996,578	\$96,924,037	\$0	\$6,877	\$125,927,492
RESEARCH AND DEVELOPMENT	\$5,192,725	\$80,290,786	\$0	\$12,528,197	\$98,011,708
SERVICES	\$61,501,559	\$343,582,409	\$296,653	\$54,505,907	\$459,886,528
SUPPLIES & EQUIPMENT	\$67,731,582	\$666,082,944	\$315,204	\$3,025,101	\$737,154,831

KANSAS

Population: 2,688,418

Total Actions: 10,383

Per Capita Procurement: \$767.65

Total Dollars: \$2,063,768,355

Rank Per Capita: 24

Rank Per Capita - Last Year: 25

TOP FIVE COUNTIES					
NAME OF COUNTIES	CIVILIAN AGENCIES		DEPT OF DEFENSE		TOTAL
	SMALL DISADVANTAGED	OTHER	SMALL DISADVANTAGED	OTHER	
Sedgwick	\$1,983,071	\$26,533,824	\$18,525,497	\$775,769,970	\$822,812,362
Leavenworth	\$1,250,664	\$395,038,945	\$7,717,609	\$180,152,545	\$584,159,763
Johnson	\$602,942	\$153,445,314	\$1,130,699	\$51,659,000	\$206,837,955
Riley	\$0	\$827,366	\$41,061,688	\$104,964,335	\$146,853,389
Cowley	\$0	\$4,995,703	\$0	\$63,312,062	\$68,307,765

TOP FIVE DEPARTMENTS WITH PLACE OF PERFORMANCE IN THIS STATE	TOTAL
DEPT OF DEFENSE (9700)	\$1,411,996,347
VETERANS AFFAIRS, DEPARTMENT OF (3600)	\$405,622,999
AGRICULTURE, DEPARTMENT OF (1200)	\$114,237,209
GENERAL SERVICES ADMINISTRATION (4700)	\$58,525,260
HOMELAND SECURITY, DEPARTMENT OF (7000)	\$24,098,731

TOP FIVE CONTRACTING OFFICES LOCATED IN THIS STATE	TOTAL
DEPT OF VETERANS AFFAIRS (00760)	\$389,428,539
ASC/YTK (GU47)	\$381,908,382
NRCC-LVN (W91QF4)	\$119,024,558
OC-ALC/LKD (CLS AIRCRAFT) (GD90)	\$111,030,324
Kansas City (W912DQ)	\$109,417,281

TYPE OF PRODUCT OR SERVICE	SMALL BUSINESS	OTHER THAN SMALL BUSINESS	STATE LOCAL & TRIBAL GOV'T	NON-PROFIT JWOD & OTHER	TOTAL
CONSTRUCTION	\$83,140,265	\$101,537,026	\$280,586	\$725,104	\$185,682,981
RESEARCH AND DEVELOPMENT	\$10,358,132	\$134,874,749	\$0	\$8,062,650	\$153,295,531
SERVICES	\$131,245,090	\$319,145,587	\$1,560,540	\$10,310,365	\$462,261,582
SUPPLIES & EQUIPMENT	\$122,144,648	\$1,103,198,877	\$76,083	\$36,852,430	\$1,262,272,038

KENTUCKY

Population: 4,041,769

Total Actions: 15,319

Per Capita Procurement: \$809.96

Total Dollars: \$3,273,688,505

Rank Per Capita: 22

Rank Per Capita - Last Year: 17

TOP FIVE COUNTIES					
NAME OF COUNTIES	CIVILIAN AGENCIES		DEPT OF DEFENSE		TOTAL
	SMALL DISADVANTAGED	OTHER	SMALL DISADVANTAGED	OTHER	
Jefferson	\$10,988,326	\$58,444,516	\$20,827,467	\$1,435,198,668	\$1,525,458,977
Fayette	\$5,225,642	\$33,586,632	\$20,254	\$451,739,771	\$490,572,299
Christian	\$7,543,148	\$5,295,113	\$77,525,718	\$273,445,970	\$363,809,949
Bullitt	\$1,817,191	\$23,655,428	\$26,658,521	\$258,183,975	\$310,315,116
McCracken	\$818,609	\$67,717,624	\$40,631	\$2,094,860	\$70,671,724

TOP FIVE DEPARTMENTS WITH PLACE OF PERFORMANCE IN THIS STATE	TOTAL
DEPT OF DEFENSE (9700)	\$2,890,583,958
GENERAL SERVICES ADMINISTRATION (4700)	\$116,527,168
VETERANS AFFAIRS, DEPARTMENT OF (3600)	\$75,324,235
LABOR, DEPARTMENT OF (1600)	\$41,039,718
ENERGY, DEPARTMENT OF (8900)	\$36,712,592

TOP FIVE CONTRACTING OFFICES LOCATED IN THIS STATE	TOTAL
TRICARE MGMT ACTIVITY AURORA WEST (H94002)	\$1,140,017,099
(H92222)	\$296,120,218
Ft Knox (W9124D)	\$163,711,107
Ft Campbell (W91248)	\$160,610,779
DEFENSE SUPPLY CENTER PHILADELPH (0100)	\$150,218,027

TYPE OF PRODUCT OR SERVICE	SMALL BUSINESS	OTHER THAN SMALL BUSINESS	STATE LOCAL & TRIBAL GOV'T	NON-PROFIT JWOD & OTHER	TOTAL
CONSTRUCTION	\$178,527,431	\$201,724,091	\$2,243,943	\$1,205,884	\$383,701,349
RESEARCH AND DEVELOPMENT	\$24,073,166	\$-54,981	\$0	\$5,784,459	\$29,802,645
SERVICES	\$185,288,656	\$1,891,477,817	\$18,836,967	\$33,775,710	\$2,129,379,151
SUPPLIES & EQUIPMENT	\$287,097,149	\$416,472,419	\$306,649	\$25,905,420	\$729,781,638

LOUISIANA

Population: 4,468,976

Total Actions: 12,756

Per Capita Procurement: \$720.84

Total Dollars: \$3,221,415,786

Rank Per Capita: 26

Rank Per Capita - Last Year: 29

TOP FIVE COUNTIES					
NAME OF COUNTIES	CIVILIAN AGENCIES		DEPT OF DEFENSE		TOTAL
	SMALL DISADVANTAGED	OTHER	SMALL DISADVANTAGED	OTHER	
Orleans	\$21,787,174	\$364,410,038	\$22,338,312	\$1,375,726,105	\$1,784,261,628
Vernon	\$100,624	\$381,304	\$36,991,765	\$320,209,372	\$357,683,065
Calcasieu	\$0	\$29,999,051	\$36,091	\$177,554,457	\$207,589,599
East Baton Rouge	\$4,311,409	\$8,600,834	\$5,569,949	\$125,961,375	\$144,443,567
Lafourche	\$827,449	\$40,648,440	\$0	\$58,885,526	\$100,361,415

TOP FIVE DEPARTMENTS WITH PLACE OF PERFORMANCE IN THIS STATE	TOTAL
DEPT OF DEFENSE (9700)	\$2,543,965,831
GENERAL SERVICES ADMINISTRATION (4700)	\$148,752,113
ENERGY, DEPARTMENT OF (8900)	\$118,968,642
NATIONAL AERONAUTICS AND SPACE ADMINISTRATION (8000)	\$88,558,131
AGRICULTURE, DEPARTMENT OF (1200)	\$86,394,143

TOP FIVE CONTRACTING OFFICES LOCATED IN THIS STATE	TOTAL
NAVAL SEA SYSTEMS COMMAND (BZ002)	\$981,311,543
DEFENSE ENERGY SUPPORT CENTER (0600) (W912P8)	\$379,525,436
STRATEGIC PETROLEUM RESERVE PROJECT MGMT (00096)	\$115,946,631
Ft Polk (W9124E)	\$113,910,884

TYPE OF PRODUCT OR SERVICE	SMALL BUSINESS	OTHER THAN SMALL BUSINESS	STATE LOCAL & TRIBAL GOV'T	NON-PROFIT JWOD & OTHER	TOTAL
CONSTRUCTION	\$161,230,923	\$232,021,721	\$53,862	\$113,074	\$393,419,580
RESEARCH AND DEVELOPMENT	\$6,875,039	\$2,461,682	\$0	\$9,525,771	\$18,862,492
SERVICES	\$294,351,926	\$600,123,404	\$6,068,193	\$26,937,957	\$927,481,481
SUPPLIES & EQUIPMENT	\$366,353,012	\$1,503,888,146	\$106,037	\$8,229,312	\$1,878,576,506

MAINE

Population: 1,274,923

Total Actions: 4,351

Per Capita Procurement: \$1,279.36

Total Dollars: \$1,631,087,959

Rank Per Capita: 13

Rank Per Capita - Last Year: 20

TOP FIVE COUNTIES					
NAME OF COUNTIES	CIVILIAN AGENCIES		DEPT OF DEFENSE		TOTAL
	SMALL DISADVANTAGED	OTHER	SMALL DISADVANTAGED	OTHER	
Sagadahoc	\$0	\$115,337	\$0	\$1,234,087,624	\$1,234,202,961
Cumberland	\$5,079	\$10,711,202	\$1,014,072	\$135,978,778	\$147,709,131
York	\$0	\$8,133,806	\$5,748,476	\$91,214,620	\$105,096,902
Penobscot	\$16,364	\$2,723,380	\$5,400,660	\$25,696,273	\$33,836,677
Aroostook	\$311,524	\$15,751,987	\$250,336	\$7,864,304	\$24,178,150

TOP FIVE DEPARTMENTS WITH PLACE OF PERFORMANCE IN THIS STATE	TOTAL
DEPT OF DEFENSE (9700)	\$1,555,526,926
GENERAL SERVICES ADMINISTRATION (4700)	\$15,174,345
HEALTH AND HUMAN SERVICES, DEPARTMENT OF (7500)	\$12,939,395
INTERIOR, DEPARTMENT OF THE (1400)	\$10,072,717
LABOR, DEPARTMENT OF (1600)	\$8,922,684

TOP FIVE CONTRACTING OFFICES LOCATED IN THIS STATE	TOTAL
NAVAL SEA SYSTEMS COMMAND (BZ002)	\$1,102,320,619
SUPERVISOR SHIPBUILDING CONVERSI (BS786)	\$125,473,753
DCC-W (W74V8H)	\$108,980,913
NAVAL FACILITIES ENGINEERING COM (C2472)	\$36,701,666
PR W4GG TACOM ROCK ISLAND (W52H09)	\$36,020,730

TYPE OF PRODUCT OR SERVICE	SMALL BUSINESS	OTHER THAN SMALL BUSINESS	STATE LOCAL & TRIBAL GOV'T	NON-PROFIT JWOD & OTHER	TOTAL
CONSTRUCTION	\$24,916,368	\$42,839,376	\$0	\$14,975	\$67,770,719
RESEARCH AND DEVELOPMENT	\$21,510,230	\$21,997,616	\$0	\$1,970,505	\$45,478,351
SERVICES	\$41,503,198	\$188,195,520	\$253,469	\$3,254,178	\$233,206,365
SUPPLIES & EQUIPMENT	\$22,198,692	\$1,252,162,627	\$0	\$10,224,577	\$1,284,585,896

MARYLAND

Population: 5,296,486

Total Actions: 103,572

Per Capita Procurement: \$3,636.74

Total Dollars: \$19,261,920,339

Rank Per Capita: 3

Rank Per Capita - Last Year: 4

TOP FIVE COUNTIES					
NAME OF COUNTIES	CIVILIAN AGENCIES		DEPT OF DEFENSE		TOTAL
	SMALL DISADVANTAGED	OTHER	SMALL DISADVANTAGED	OTHER	
Montgomery	\$614,584,471	\$4,001,312,573	\$277,932,929	\$1,637,599,179	\$6,531,429,152
Prince George's	\$484,574,675	\$2,515,133,805	\$159,236,005	\$1,044,689,425	\$4,203,633,910
Baltimore (city)	\$55,219,281	\$1,300,625,795	\$11,336,184	\$1,031,807,259	\$2,398,988,519
St. Mary's	\$73,192	\$15,731,496	\$97,699,704	\$1,238,970,084	\$1,352,474,476
Anne Arundel	\$22,748,595	\$133,200,378	\$86,630,552	\$1,051,413,858	\$1,293,993,383

TOP FIVE DEPARTMENTS WITH PLACE OF PERFORMANCE IN THIS STATE	TOTAL
DEPT OF DEFENSE (9700)	\$9,212,584,658
HEALTH AND HUMAN SERVICES, DEPARTMENT OF (7500)	\$3,153,915,778
NATIONAL AERONAUTICS AND SPACE ADMINISTRATION (8000)	\$1,966,077,275
GENERAL SERVICES ADMINISTRATION (4700)	\$1,020,009,961
TREASURY, DEPARTMENT OF THE (2000)	\$597,268,666

TOP FIVE CONTRACTING OFFICES LOCATED IN THIS STATE	TOTAL
GODDARD SPACE FLIGHT CENTER (GSFC0)	\$1,795,836,692
DEFENSE SUPPLY CENTER PHILADELPH (013H)	\$821,432,489
(W15P7T)	\$819,326,340
CONTRACTS AND PURCHASING OPERATION (ELCPO)	\$572,658,860
DEPT OF HHS/NATIONAL INSTITUTES FOR HEALTH (00261)	\$558,113,491

TYPE OF PRODUCT OR SERVICE	SMALL BUSINESS	OTHER THAN SMALL BUSINESS	STATE LOCAL & TRIBAL GOV'T	NON-PROFIT JWOD & OTHER	TOTAL
CONSTRUCTION	\$368,313,660	\$580,782,801	\$411,573	\$1,318,375	\$950,826,409
RESEARCH AND DEVELOPMENT	\$663,366,663	\$1,057,194,991	\$544,452	\$1,091,844,884	\$2,812,950,990
SERVICES	\$3,383,786,610	\$6,615,030,378	\$16,945,509	\$359,696,290	\$10,375,458,787
SUPPLIES & EQUIPMENT	\$1,191,210,239	\$3,753,904,630	\$2,184,731	\$121,432,624	\$5,068,732,224

MASSACHUSETTS

Population: 6,349,097

Total Actions: 93,964

Per Capita Procurement: \$1,334.12

Total Dollars: \$8,470,467,613

Rank Per Capita: 11

Rank Per Capita - Last Year: 12

TOP FIVE COUNTIES					
NAME OF COUNTIES	CIVILIAN AGENCIES		DEPT OF DEFENSE		TOTAL
	SMALL DISADVANTAGED	OTHER	SMALL DISADVANTAGED	OTHER	
Middlesex	\$24,256,822	\$869,775,797	\$53,796,953	\$3,891,561,014	\$4,839,390,587
Essex	\$2,641,273	\$39,215,209	\$598,387	\$958,240,958	\$1,000,695,827
Norfolk	\$1,107,060	\$53,146,128	\$2,490,234	\$834,080,274	\$890,823,695
Bristol	\$2,631,164	\$15,895,288	\$1,099,238	\$482,341,189	\$501,966,879
Suffolk	\$14,131,504	\$192,489,078	\$2,603,084	\$130,198,700	\$339,422,366

TOP FIVE DEPARTMENTS WITH PLACE OF PERFORMANCE IN THIS STATE	TOTAL
DEPT OF DEFENSE (9700)	\$6,962,285,040
VETERANS AFFAIRS, DEPARTMENT OF (3600)	\$263,732,752
GENERAL SERVICES ADMINISTRATION (4700)	\$252,098,761
HEALTH AND HUMAN SERVICES, DEPARTMENT OF (7500)	\$209,348,354
NATIONAL AERONAUTICS AND SPACE ADMINISTRATION (8000)	\$141,291,416

TOP FIVE CONTRACTING OFFICES LOCATED IN THIS STATE	TOTAL
ESC/DIK (GV58)	\$897,633,053
Missile (W31P4Q)	\$730,139,328
(W15P7T)	\$592,824,900
STRATEGIC SYSTEMS PROGRAMS (XSP01)	\$343,115,490
NAVAL INVENTORY CONTROL POINT (JA102)	\$310,683,005

TYPE OF PRODUCT OR SERVICE	SMALL BUSINESS	OTHER THAN SMALL BUSINESS	STATE LOCAL & TRIBAL GOV'T	NON-PROFIT JWOD & OTHER	TOTAL
CONSTRUCTION	\$100,500,391	\$127,361,651	\$4,905	\$2,250,416	\$230,117,363
RESEARCH AND DEVELOPMENT	\$499,033,323	\$571,883,121	\$631,854	\$1,081,836,890	\$2,153,385,188
SERVICES	\$316,051,332	\$1,675,819,621	\$6,577,303	\$155,175,006	\$2,153,623,262
SUPPLIES & EQUIPMENT	\$428,445,761	\$3,383,175,877	\$100,108	\$111,785,394	\$3,923,507,140

MICHIGAN

Population: 9,938,444

Total Actions: 43,077

Per Capita Procurement: \$361.86

Total Dollars: \$3,596,321,683

Rank Per Capita: 47

Rank Per Capita - Last Year: 45

TOP FIVE COUNTIES					
NAME OF COUNTIES	CIVILIAN AGENCIES		DEPT OF DEFENSE		TOTAL
	SMALL DISADVANTAGED	OTHER	SMALL DISADVANTAGED	OTHER	
Macomb	\$307,774	\$11,562,646	\$20,896,563	\$1,502,662,538	\$1,535,429,521
Wayne	\$30,654,465	\$474,787,113	\$5,670,950	\$71,947,398	\$583,059,927
Oakland	\$8,794,121	\$104,074,806	\$4,966,744	\$94,548,172	\$212,383,843
Washtenaw	\$3,049,913	\$87,728,804	\$1,658,619	\$89,541,257	\$181,978,594
Kent	\$64,312	\$36,450,842	\$1,247,538	\$125,881,722	\$163,644,414

TOP FIVE DEPARTMENTS WITH PLACE OF PERFORMANCE IN THIS STATE	TOTAL
DEPT OF DEFENSE (9700)	\$2,610,971,643
GENERAL SERVICES ADMINISTRATION (4700)	\$510,253,844
TREASURY, DEPARTMENT OF THE (2000)	\$101,869,833
VETERANS AFFAIRS, DEPARTMENT OF (3600)	\$91,415,256
HEALTH AND HUMAN SERVICES, DEPARTMENT OF (7500)	\$71,708,486

TOP FIVE CONTRACTING OFFICES LOCATED IN THIS STATE	TOTAL
XU NICP ACCT PROP OFF (W56HZV)	\$1,490,999,903
GSA/FSS AUTOMOTIVE CENTER (BX000)	\$373,021,346
DEFENSE INDUSTRIAL SUPPLY CENTER (0500)	\$105,726,448
PR W4GG TACOM ROCK ISLAND (W52H09)	\$104,235,443
DEFENSE SUPPLY CENTER PHILADELPH (0100)	\$83,405,261

TYPE OF PRODUCT OR SERVICE	SMALL BUSINESS	OTHER THAN SMALL BUSINESS	STATE LOCAL & TRIBAL GOV'T	NON-PROFIT JWOD & OTHER	TOTAL
CONSTRUCTION	\$77,338,241	\$21,686,180	\$0	\$10,000	\$99,034,421
RESEARCH AND DEVELOPMENT	\$67,184,135	\$53,838,189	\$0	\$55,197,788	\$176,220,112
SERVICES	\$132,994,655	\$753,037,980	\$3,449,178	\$34,663,168	\$924,144,981
SUPPLIES & EQUIPMENT	\$461,653,140	\$1,855,874,347	\$4,924,493	\$73,276,199	\$2,395,728,179

MINNESOTA

Population: 4,919,479

Total Actions: 17,316

Per Capita Procurement: \$406.21

Total Dollars: \$1,998,326,169

Rank Per Capita: 45

Rank Per Capita - Last Year: 40

TOP FIVE COUNTIES					
NAME OF COUNTIES	CIVILIAN AGENCIES		DEPT OF DEFENSE		TOTAL
	SMALL DISADVANTAGED	OTHER	SMALL DISADVANTAGED	OTHER	
Hennepin	\$17,173,992	\$352,529,894	\$8,203,123	\$668,885,963	\$1,046,792,973
Ramsey	\$562,165	\$49,063,938	\$2,639,101	\$417,629,865	\$469,895,070
Dakota	\$108,707	\$27,879,499	\$257,144	\$93,735,387	\$121,980,736
St. Louis	\$2,159,270	\$11,235,170	\$867,923	\$30,301,749	\$44,564,112
Anoka	\$0	\$1,438,571	\$43,238	\$29,763,177	\$31,244,986

TOP FIVE DEPARTMENTS WITH PLACE OF PERFORMANCE IN THIS STATE	TOTAL
DEPT OF DEFENSE (9700)	\$1,337,804,678
AGRICULTURE, DEPARTMENT OF (1200)	\$297,889,622
VETERANS AFFAIRS, DEPARTMENT OF (3600)	\$94,489,808
HEALTH AND HUMAN SERVICES, DEPARTMENT OF (7500)	\$81,219,186
GENERAL SERVICES ADMINISTRATION (4700)	\$69,837,754

TOP FIVE CONTRACTING OFFICES LOCATED IN THIS STATE	TOTAL
NAVAL SEA SYSTEMS COMMAND (BZ006)	\$277,600,056
Picatinney (W15QKN)	\$148,422,180
(W52P1J)	\$144,478,593
AGRIC STABILIZ AND CONS SVC (BGMD)	\$130,171,843
(HDEC01)	\$106,848,061

TYPE OF PRODUCT OR SERVICE	SMALL BUSINESS	OTHER THAN SMALL BUSINESS	STATE LOCAL & TRIBAL GOV'T	NON-PROFIT JWOD & OTHER	TOTAL
CONSTRUCTION	\$58,327,676	\$21,556,593	\$18,408	\$0	\$79,902,676
RESEARCH AND DEVELOPMENT	\$22,369,145	\$155,524,385	\$1,038,853	\$36,343,034	\$215,275,417
SERVICES	\$91,793,222	\$237,953,614	\$1,312,281	\$45,738,655	\$376,797,772
SUPPLIES & EQUIPMENT	\$191,170,228	\$1,133,066,908	\$126,876	\$1,214,991	\$1,325,579,002

MISSISSIPPI

Population: 2,844,658

Total Actions: 10,143

Per Capita Procurement: \$790.43

Total Dollars: \$2,248,507,865

Rank Per Capita: 23

Rank Per Capita - Last Year: 21

TOP FIVE COUNTIES					
NAME OF COUNTIES	CIVILIAN AGENCIES		DEPT OF DEFENSE		TOTAL
	SMALL DISADVANTAGED	OTHER	SMALL DISADVANTAGED	OTHER	
Jackson	\$1,420,822	\$9,816,422	\$7,610,914	\$879,176,942	\$898,025,100
Madison	\$0	\$1,190,331	\$909,175	\$394,636,803	\$396,736,309
Hancock	\$11,062,333	\$148,490,737	\$3,293,927	\$38,398,367	\$201,245,365
Harrison	\$2,131,837	\$18,995,965	\$29,327,599	\$89,696,605	\$140,152,006
Hinds	\$2,305,229	\$71,018,225	\$1,094,368	\$48,789,221	\$123,207,043

TOP FIVE DEPARTMENTS WITH PLACE OF PERFORMANCE IN THIS STATE	TOTAL
DEPT OF DEFENSE (9700)	\$1,866,645,646
NATIONAL AERONAUTICS AND SPACE ADMINISTRATION (8000)	\$142,537,226
GENERAL SERVICES ADMINISTRATION (4700)	\$64,269,678
VETERANS AFFAIRS, DEPARTMENT OF (3600)	\$63,822,910
COMMERCE, DEPARTMENT OF (1300)	\$26,238,685

TOP FIVE CONTRACTING OFFICES LOCATED IN THIS STATE	TOTAL
NAVAL SEA SYSTEMS COMMAND (BZ002)	\$553,275,599
SUPSHIPS GULF COAST MS (BS796)	\$295,324,409
Aviation (W58RGZ)	\$239,851,668
STENNIS SPACE CENTER (SSC00)	\$138,466,393
ASC/YTK (GU47)	\$72,237,596

TYPE OF PRODUCT OR SERVICE	SMALL BUSINESS	OTHER THAN SMALL BUSINESS	STATE LOCAL & TRIBAL GOV'T	NON-PROFIT JWOD & OTHER	TOTAL
CONSTRUCTION	\$129,421,046	\$85,685,189	\$0	\$436,185	\$215,542,420
RESEARCH AND DEVELOPMENT	\$28,574,570	\$323,809,194	\$0	\$34,455,684	\$386,839,447
SERVICES	\$173,646,910	\$441,995,293	\$881,369	\$20,999,935	\$637,523,506
SUPPLIES & EQUIPMENT	\$102,903,329	\$893,227,165	\$409,958	\$7,730,912	\$1,004,271,364

MISSOURI

Population: 5,595,211

Total Actions: 27,227

Per Capita Procurement: \$1,359.67

Total Dollars: \$7,607,656,097

Rank Per Capita: 10

Rank Per Capita - Last Year: 11

TOP FIVE COUNTIES					
NAME OF COUNTIES	CIVILIAN AGENCIES		DEPT OF DEFENSE		TOTAL
	SMALL DISADVANTAGED	OTHER	SMALL DISADVANTAGED	OTHER	
St. Louis (city)	\$7,695,441	\$205,192,037	\$32,928,461	\$4,823,470,849	\$5,069,286,788
Cass	\$8,284,331	\$664,769,447	\$3,409,937	\$132,183,504	\$808,647,219
Jackson	\$9,544,743	\$11,659,938	\$466,871	\$462,120,158	\$483,791,710
St. Louis	\$7,895,802	\$71,445,338	\$23,504,062	\$312,390,061	\$415,235,263
St. Charles	\$463,243	\$2,235,865	\$7,354,254	\$297,349,259	\$307,402,621

TOP FIVE DEPARTMENTS WITH PLACE OF PERFORMANCE IN THIS STATE	TOTAL
DEPT OF DEFENSE (9700)	\$6,502,161,476
ENERGY, DEPARTMENT OF (8900)	\$482,076,244
AGRICULTURE, DEPARTMENT OF (1200)	\$221,759,598
GENERAL SERVICES ADMINISTRATION (4700)	\$187,521,978
VETERANS AFFAIRS, DEPARTMENT OF (3600)	\$32,174,555

TOP FIVE CONTRACTING OFFICES LOCATED IN THIS STATE	TOTAL
NAVAL AIR SYSTEMS COMMAND (AA4M0)	\$1,853,850,551
AAC/YUK (GM12)	\$752,529,662
KANSAS CITY SITE OFFICE (00033)	\$473,410,852
(W52P1J)	\$445,479,870
NAVAL INVENTORY CONTROL POINT (JA10D)	\$315,589,380

TYPE OF PRODUCT OR SERVICE	SMALL BUSINESS	OTHER THAN SMALL BUSINESS	STATE LOCAL & TRIBAL GOV'T	NON-PROFIT JWOD & OTHER	TOTAL
CONSTRUCTION	\$119,422,322	\$113,284,484	\$770,259	\$219,610	\$233,696,676
RESEARCH AND DEVELOPMENT	\$18,609,595	\$631,570,795	\$0	\$31,516,982	\$681,697,372
SERVICES	\$240,812,963	\$1,068,846,254	\$25,850,063	\$46,112,870	\$1,381,622,150
SUPPLIES & EQUIPMENT	\$369,069,143	\$4,923,363,799	\$651,339	\$16,501,342	\$5,309,585,623

MONTANA

Population: 902,195

Total Actions: 8,577

Per Capita Procurement: \$587.63

Total Dollars: \$530,159,166

Rank Per Capita: 35

Rank Per Capita - Last Year: 34

TOP FIVE COUNTIES					
NAME OF COUNTIES	CIVILIAN AGENCIES		DEPT OF DEFENSE		TOTAL
	SMALL DISADVANTAGED	OTHER	SMALL DISADVANTAGED	OTHER	
Cascade	\$617,318	\$8,647,038	\$8,432,873	\$81,068,579	\$98,765,808
Ravalli	\$3,581,328	\$82,514,805	\$749,937	\$10,261	\$86,856,330
Lake	\$55,897	\$6,430,129	\$39,723,334	\$435,218	\$46,644,577
Silver Bow	\$189,183	\$21,261,773	\$0	\$19,022,164	\$40,473,120
Yellowstone	\$5,182,533	\$26,272,101	\$212,800	\$1,182,746	\$32,850,180

TOP FIVE DEPARTMENTS WITH PLACE OF PERFORMANCE IN THIS STATE	TOTAL
DEPT OF DEFENSE (9700)	\$206,883,061
HEALTH AND HUMAN SERVICES, DEPARTMENT OF (7500)	\$125,967,117
INTERIOR, DEPARTMENT OF THE (1400)	\$42,909,559
TRANSPORTATION, DEPARTMENT OF (6900)	\$40,897,117
AGRICULTURE, DEPARTMENT OF (1200)	\$39,214,296

TOP FIVE CONTRACTING OFFICES LOCATED IN THIS STATE	TOTAL
HHS/NATIONAL INSTITUTES OF HEALTH (00292)	\$69,432,372
DEPT OF HHS/PUBLIC HEALTH SERVICE (00244)	\$43,329,209
341 CONS/LGC (CA16)	\$36,759,707
DEPT OF TRANS/FEDERAL HIGHWAY ADMIN (00070)	\$28,386,655
Seattle (W912DW)	\$28,095,268

TYPE OF PRODUCT OR SERVICE	SMALL BUSINESS	OTHER THAN SMALL BUSINESS	STATE LOCAL & TRIBAL GOV'T	NON-PROFIT JWOD & OTHER	TOTAL
CONSTRUCTION	\$94,744,872	\$41,734,134	\$933,951	\$59,767	\$137,472,725
RESEARCH AND DEVELOPMENT	\$39,855,306	\$209,520	\$334,032	\$2,382,490	\$42,781,348
SERVICES	\$108,923,932	\$83,751,830	\$3,426,978	\$10,377,516	\$206,480,256
SUPPLIES & EQUIPMENT	\$61,396,514	\$11,104,372	\$600	\$1,132,948	\$73,634,434

NEBRASKA

Population: 1,711,263

Total Actions: 4,487

Per Capita Procurement: \$342.41

Total Dollars: \$585,954,595

Rank Per Capita: 48

Rank Per Capita - Last Year: 49

TOP FIVE COUNTIES					
NAME OF COUNTIES	CIVILIAN AGENCIES		DEPT OF DEFENSE		TOTAL
	SMALL DISADVANTAGED	OTHER	SMALL DISADVANTAGED	OTHER	
Sarpy	\$0	\$4,054,528	\$24,507,085	\$244,345,290	\$272,906,903
Douglas	\$2,647,507	\$119,667,405	\$3,724,614	\$41,898,890	\$167,938,416
Lancaster	\$1,663,823	\$17,587,536	\$555,388	\$44,210,097	\$64,016,844
Saunders	\$0	\$2,210,237	\$338,064	\$5,614,522	\$8,162,823
Saline	\$0	\$7,827,985	\$0	\$0	\$7,827,985

TOP FIVE DEPARTMENTS WITH PLACE OF PERFORMANCE IN THIS STATE	TOTAL
DEPT OF DEFENSE (9700)	\$401,287,002
GENERAL SERVICES ADMINISTRATION (4700)	\$66,430,885
AGRICULTURE, DEPARTMENT OF (1200)	\$53,942,071
VETERANS AFFAIRS, DEPARTMENT OF (3600)	\$28,103,545
HEALTH AND HUMAN SERVICES, DEPARTMENT OF (7500)	\$17,018,412

TOP FIVE CONTRACTING OFFICES LOCATED IN THIS STATE	TOTAL
55 CONS/CC (AC31)	\$232,305,245
GSA/PUBLIC BUILDINGS SERVICE (GZ000)	\$40,852,879
Omaha (W9128F)	\$31,311,282
Aviation (W58RGZ)	\$30,001,955
DEPT OF VETERANS AFFAIRS (00636)	\$24,955,190

TYPE OF PRODUCT OR SERVICE	SMALL BUSINESS	OTHER THAN SMALL BUSINESS	STATE LOCAL & TRIBAL GOV'T	NON-PROFIT JWOD & OTHER	TOTAL
CONSTRUCTION	\$61,129,935	\$45,240,937	\$76,440	\$5,445	\$106,452,756
RESEARCH AND DEVELOPMENT	\$1,509,981	\$1,762,419	\$9,773	\$1,744,449	\$5,026,622
SERVICES	\$87,106,797	\$219,912,339	\$2,108,147	\$20,444,674	\$329,571,957
SUPPLIES & EQUIPMENT	\$48,434,082	\$93,077,253	\$49,851	\$2,943,921	\$144,505,107

NEVADA

Population: 1,998,257

Total Actions: 6,591

Per Capita Procurement: \$748.32

Total Dollars: \$1,495,329,490

Rank Per Capita: 25

Rank Per Capita - Last Year: 24

TOP FIVE COUNTIES					
NAME OF COUNTIES	CIVILIAN AGENCIES		DEPT OF DEFENSE		TOTAL
	SMALL DISADVANTAGED	OTHER	SMALL DISADVANTAGED	OTHER	
Clark	\$25,907,794	\$953,530,254	\$48,861,941	\$139,925,927	\$1,168,225,916
Washoe	\$6,216,188	\$35,976,160	\$2,192,656	\$74,215,966	\$118,600,970
Churchill	\$522,229	\$2,658,869	\$27,636,076	\$40,220,704	\$71,037,878
Mineral	\$624,026	\$567,730	\$1,065,590	\$43,814,375	\$46,071,721
Carson City (city)	\$0	\$5,448,168	\$77,584	\$22,102,459	\$27,628,211

TOP FIVE DEPARTMENTS WITH PLACE OF PERFORMANCE IN THIS STATE	TOTAL
ENERGY, DEPARTMENT OF (8900)	\$882,632,350
DEPT OF DEFENSE (9700)	\$439,066,330
INTERIOR, DEPARTMENT OF THE (1400)	\$56,275,655
VETERANS AFFAIRS, DEPARTMENT OF (3600)	\$49,502,844
GENERAL SERVICES ADMINISTRATION (4700)	\$24,539,440

TOP FIVE CONTRACTING OFFICES LOCATED IN THIS STATE	TOTAL
NEVADA OPERATIONS OFFICE (00008)	\$498,476,474
OFFICE OF CIVILIAN RADIOACTIVE WASTE MGMT (00028)	\$340,554,294
Los Angeles (W912PL)	\$61,866,051
99 CONS/CC (AC30)	\$61,409,408
NATIONAL NUCLEAR SECURITY ADMN SVC CENTER (00052)	\$42,525,372

TYPE OF PRODUCT OR SERVICE	SMALL BUSINESS	OTHER THAN SMALL BUSINESS	STATE LOCAL & TRIBAL GOV'T	NON-PROFIT JWOD & OTHER	TOTAL
CONSTRUCTION	\$113,603,845	\$60,142,759	\$34,300	\$0	\$173,780,905
RESEARCH AND DEVELOPMENT	\$25,442,081	\$4,596,900	\$3,000	\$9,795,293	\$39,837,274
SERVICES	\$132,427,179	\$993,648,852	\$1,236,896	\$17,592,474	\$1,144,905,400
SUPPLIES & EQUIPMENT	\$99,543,807	\$36,300,710	\$228,091	\$15,553	\$136,088,160

NEW HAMPSHIRE

Population: 1,235,786

Total Actions: 5,110

Per Capita Procurement: \$705.17

Total Dollars: \$871,440,168

Rank Per Capita: 29

Rank Per Capita - Last Year: 33

TOP FIVE COUNTIES					
NAME OF COUNTIES	CIVILIAN AGENCIES		DEPT OF DEFENSE		TOTAL
	SMALL DISADVANTAGED	OTHER	SMALL DISADVANTAGED	OTHER	
Hillsborough	\$799,228	\$35,762,339	\$1,443,084	\$521,893,487	\$559,898,138
Rockingham	\$2,803,911	\$73,663,196	\$1,013,218	\$120,263,561	\$197,743,887
Grafton	\$688,220	\$22,318,638	\$783,829	\$46,028,823	\$69,819,510
Merrimack	\$15,035	\$7,468,880	\$300,680	\$9,666,280	\$17,450,874
Cheshire	\$0	\$8,419,343	\$90,466	\$3,606,978	\$12,116,787

TOP FIVE DEPARTMENTS WITH PLACE OF PERFORMANCE IN THIS STATE	TOTAL
DEPT OF DEFENSE (9700)	\$715,931,771
GENERAL SERVICES ADMINISTRATION (4700)	\$77,947,357
NATIONAL AERONAUTICS AND SPACE ADMINISTRATION (8000)	\$17,752,658
STATE, DEPARTMENT OF (1900)	\$16,761,764
ENVIRONMENTAL PROTECTION AGENCY (6800)	\$9,249,460

TOP FIVE CONTRACTING OFFICES LOCATED IN THIS STATE	TOTAL
(W15P7T)	\$202,990,966
ASC/RWKR (GU72)	\$72,481,066
NAVAL AIR SYSTEMS COMMAND (AA410)	\$42,729,587
(GJ66)	\$39,797,652
(GJ46)	\$28,207,401

TYPE OF PRODUCT OR SERVICE	SMALL BUSINESS	OTHER THAN SMALL BUSINESS	STATE LOCAL & TRIBAL GOV'T	NON-PROFIT JWOD & OTHER	TOTAL
CONSTRUCTION	\$11,935,802	\$14,518,333	\$0	\$0	\$26,454,135
RESEARCH AND DEVELOPMENT	\$30,078,727	\$49,176,102	\$0	\$3,688,483	\$82,943,312
SERVICES	\$29,600,072	\$162,585,749	\$121,410	\$4,071,124	\$196,378,355
SUPPLIES & EQUIPMENT	\$161,692,013	\$402,075,828	\$0	\$1,118,530	\$564,886,371

NEW JERSEY

Population: 8,414,350

Total Actions: 33,918

Per Capita Procurement: \$611.77

Total Dollars: \$5,147,625,760

Rank Per Capita: 33

Rank Per Capita - Last Year: 35

TOP FIVE COUNTIES					
NAME OF COUNTIES	CIVILIAN AGENCIES		DEPT OF DEFENSE		TOTAL
	SMALL DISADVANTAGED	OTHER	SMALL DISADVANTAGED	OTHER	
Burlington	\$2,752,764	\$31,606,903	\$65,617,713	\$1,174,552,772	\$1,274,530,152
Monmouth	\$4,886,730	\$147,951,874	\$94,762,975	\$778,115,122	\$1,025,716,701
Bergen	\$156,049	\$89,585,674	\$2,744,950	\$446,517,168	\$539,003,840
Passaic	\$75,077	\$7,351,475	\$530,998	\$439,253,524	\$447,211,075
Middlesex	\$10,799,343	\$139,205,301	\$1,479,944	\$138,703,132	\$290,187,720

TOP FIVE DEPARTMENTS WITH PLACE OF PERFORMANCE IN THIS STATE	TOTAL
DEPT OF DEFENSE (9700)	\$4,196,806,198
GENERAL SERVICES ADMINISTRATION (4700)	\$253,166,129
HOMELAND SECURITY, DEPARTMENT OF (7000)	\$104,659,940
ENERGY, DEPARTMENT OF (8900)	\$97,118,874
JUSTICE, DEPARTMENT OF (1500)	\$68,096,541

TOP FIVE CONTRACTING OFFICES LOCATED IN THIS STATE	TOTAL
(W15P7T)	\$696,149,992
NAVAL SEA SYSTEMS COMMAND (BZ005)	\$691,507,220
SDDC (W81GYE)	\$214,233,328
NAVAL SEA SYSTEMS COMMAND (BZ006)	\$181,829,190
SPACE AND NAVAL WARFARE SYSTEMS (D0221)	\$138,053,040

TYPE OF PRODUCT OR SERVICE	SMALL BUSINESS	OTHER THAN SMALL BUSINESS	STATE LOCAL & TRIBAL GOV'T	NON-PROFIT JWOD & OTHER	TOTAL
CONSTRUCTION	\$125,002,607	\$154,202,386	\$0	\$0	\$279,204,993
RESEARCH AND DEVELOPMENT	\$77,385,745	\$700,179,502	\$0	\$115,996,289	\$893,561,536
SERVICES	\$545,959,266	\$1,615,144,711	\$8,093,153	\$30,135,912	\$2,199,333,041
SUPPLIES & EQUIPMENT	\$570,292,162	\$1,196,052,210	\$0	\$2,034,382	\$1,768,378,753

NEW MEXICO

Population: 1,819,046

Total Actions: 11,520

Per Capita Procurement: \$3,224.69

Total Dollars: \$5,865,865,023

Rank Per Capita: 4

Rank Per Capita - Last Year: 3

TOP FIVE COUNTIES					
NAME OF COUNTIES	CIVILIAN AGENCIES		DEPT OF DEFENSE		TOTAL
	SMALL DISADVANTAGED	OTHER	SMALL DISADVANTAGED	OTHER	
Bernalillo	\$48,918,968	\$2,470,586,907	\$140,422,809	\$448,730,668	\$3,108,659,353
Los Alamos	\$772,298	\$1,882,078,674	\$2,395,940	\$19,063,767	\$1,904,310,679
Dona Ana	\$1,858,274	\$91,428,070	\$111,971,173	\$150,451,497	\$355,709,014
Eddy	\$584,972	\$160,971,358	\$6,470	\$7,005,239	\$168,568,039
Otero	\$6,441,858	\$13,639,872	\$26,367,826	\$65,857,700	\$112,307,256

TOP FIVE DEPARTMENTS WITH PLACE OF PERFORMANCE IN THIS STATE	TOTAL
ENERGY, DEPARTMENT OF (8900)	\$4,361,077,946
DEPT OF DEFENSE (9700)	\$1,070,807,119
INTERIOR, DEPARTMENT OF THE (1400)	\$136,572,711
NATIONAL AERONAUTICS AND SPACE ADMINISTRATION (8000)	\$88,756,496
HEALTH AND HUMAN SERVICES, DEPARTMENT OF (7500)	\$56,262,255

TOP FIVE CONTRACTING OFFICES LOCATED IN THIS STATE	TOTAL
ALBUQUERQUE OPERATIONS OFFICE (00004)	\$2,287,083,245
LOS ALAMOS SITE OFFICE (00032)	\$1,876,507,610
WSMR (W9124Q)	\$158,669,300
CARLSBAD FIELD OFFICE (00029)	\$141,932,118
DET 8 AFRL/PKO (GM20)	\$73,370,944

TYPE OF PRODUCT OR SERVICE	SMALL BUSINESS	OTHER THAN SMALL BUSINESS	STATE LOCAL & TRIBAL GOV'T	NON-PROFIT JWOD & OTHER	TOTAL
CONSTRUCTION	\$134,903,165	\$77,675,897	\$565,572	\$4,450,804	\$217,595,438
RESEARCH AND DEVELOPMENT	\$158,199,511	\$171,074,312	\$49,283	\$34,750,806	\$364,073,911
SERVICES	\$311,367,799	\$4,633,392,355	\$15,220,102	\$65,577,446	\$5,025,557,701
SUPPLIES & EQUIPMENT	\$143,502,576	\$102,906,590	\$973,856	\$783,659	\$248,166,682

NEW YORK

Population: 18,976,457

Total Actions: 41,786

Per Capita Procurement: \$373.65

Total Dollars: \$7,090,506,634

Rank Per Capita: 46

Rank Per Capita - Last Year: 44

TOP FIVE COUNTIES					
NAME OF COUNTIES	CIVILIAN AGENCIES		DEPT OF DEFENSE		TOTAL
	SMALL DISADVANTAGED	OTHER	SMALL DISADVANTAGED	OTHER	
Schenectady	\$1,752,267	\$324,840,440	\$274,963	\$1,097,581,821	\$1,424,449,491
Suffolk	\$29,977,691	\$503,171,018	\$7,704,804	\$556,888,604	\$1,097,742,116
Nassau	\$3,791,407	\$33,901,384	\$5,142,342	\$585,345,398	\$628,180,531
Bronx	\$33,506,644	\$356,203,808	\$11,990,409	\$158,141,648	\$559,842,509
Tioga	\$5,488	\$30,000	\$0	\$501,505,151	\$501,540,639

TOP FIVE DEPARTMENTS WITH PLACE OF PERFORMANCE IN THIS STATE	TOTAL
DEPT OF DEFENSE (9700)	\$5,058,180,564
ENERGY, DEPARTMENT OF (8900)	\$751,135,463
GENERAL SERVICES ADMINISTRATION (4700)	\$362,171,058
VETERANS AFFAIRS, DEPARTMENT OF (3600)	\$193,385,430
HEALTH AND HUMAN SERVICES, DEPARTMENT OF (7500)	\$113,747,428

TOP FIVE CONTRACTING OFFICES LOCATED IN THIS STATE	TOTAL
NAVAL SEA SYSTEMS COMMAND (BZ002)	\$1,084,314,841
CHICAGO SERVICE CENTER (OFFICE OF SCIENCE) (00002)	\$422,808,693
SCHENECTADY NAVAL REACTORS OFFICE (00012)	\$322,980,797
NAVAL AIR SYSTEMS COMMAND (AA412)	\$322,649,154
(W15P7T)	\$213,587,862

TYPE OF PRODUCT OR SERVICE	SMALL BUSINESS	OTHER THAN SMALL BUSINESS	STATE LOCAL & TRIBAL GOV'T	NON-PROFIT JWOD & OTHER	TOTAL
CONSTRUCTION	\$237,983,343	\$147,589,062	\$0	\$5,115,977	\$390,688,382
RESEARCH AND DEVELOPMENT	\$126,042,921	\$807,022,115	\$136,057	\$78,493,039	\$1,011,694,132
SERVICES	\$501,738,992	\$1,700,119,798	\$10,086,079	\$99,794,139	\$2,311,739,008
SUPPLIES & EQUIPMENT	\$929,214,327	\$2,414,356,438	\$649,222	\$28,230,593	\$3,372,450,580

NORTH CAROLINA

Population: 8,049,313

Total Actions: 31,278

Per Capita Procurement: \$409.86

Total Dollars: \$3,299,124,056

Rank Per Capita: 44

Rank Per Capita - Last Year: 41

TOP FIVE COUNTIES					
NAME OF COUNTIES	CIVILIAN AGENCIES		DEPT OF DEFENSE		TOTAL
	SMALL DISADVANTAGED	OTHER	SMALL DISADVANTAGED	OTHER	
Cumberland	\$5,168,180	\$21,770,163	\$52,003,122	\$547,194,514	\$626,135,978
Durham	\$15,335,869	\$334,984,282	\$626,348	\$75,429,586	\$426,376,085
Onslow	\$21,087	\$2,250,570	\$23,343,091	\$312,166,729	\$337,781,478
Mecklenburg	\$7,475,326	\$179,999,322	\$583,590	\$69,031,461	\$257,089,699
Craven	\$15,729	\$4,483,854	\$13,887,758	\$159,050,104	\$177,437,445

TOP FIVE DEPARTMENTS WITH PLACE OF PERFORMANCE IN THIS STATE	TOTAL
DEPT OF DEFENSE (9700)	\$2,212,906,885
HEALTH AND HUMAN SERVICES, DEPARTMENT OF (7500)	\$301,696,258
GENERAL SERVICES ADMINISTRATION (4700)	\$143,604,530
ENERGY, DEPARTMENT OF (8900)	\$127,211,334
VETERANS AFFAIRS, DEPARTMENT OF (3600)	\$90,935,387

TOP FIVE CONTRACTING OFFICES LOCATED IN THIS STATE	TOTAL
NAVAL FACILITIES ENGINEERING COM (C2470)	\$305,381,069
Savannah (W912HN)	\$233,096,490
Ft Bragg (W91247)	\$167,759,574
DEFENSE SUPPLY CENTER PHILADELPH (0100)	\$163,607,650
(W15P7T)	\$145,158,989

TYPE OF PRODUCT OR SERVICE	SMALL BUSINESS	OTHER THAN SMALL BUSINESS	STATE LOCAL & TRIBAL GOV'T	NON-PROFIT JWOD & OTHER	TOTAL
CONSTRUCTION	\$264,137,289	\$559,244,912	\$0	\$1,353,594	\$824,735,794
RESEARCH AND DEVELOPMENT	\$55,961,263	\$83,726,470	\$0	\$108,746,099	\$248,433,833
SERVICES	\$351,835,060	\$785,273,007	\$1,497,094	\$153,936,958	\$1,292,542,118
SUPPLIES & EQUIPMENT	\$359,258,415	\$505,045,500	\$2,749,885	\$64,181,500	\$931,235,300

NORTH DAKOTA

Population: 642,200

Total Actions: 3,556

Per Capita Procurement: \$717.08

Total Dollars: \$460,507,573

Rank Per Capita: 27

Rank Per Capita - Last Year: 30

TOP FIVE COUNTIES					
NAME OF COUNTIES	CIVILIAN AGENCIES		DEPT OF DEFENSE		TOTAL
	SMALL DISADVANTAGED	OTHER	SMALL DISADVANTAGED	OTHER	
Grand Forks	\$330,435	\$15,139,540	\$10,742,937	\$120,210,878	\$146,423,790
Ward	\$140,274	\$12,947,961	\$21,472,411	\$78,195,586	\$112,756,232
Cass	\$8,024,192	\$16,602,276	\$1,252,464	\$16,385,771	\$42,264,703
Benson	\$6,479,205	\$19,873,166	\$4,568,616	\$94,609	\$31,015,595
Morton	\$6,865,228	\$641,375	\$0	\$16,513,669	\$24,020,272

TOP FIVE DEPARTMENTS WITH PLACE OF PERFORMANCE IN THIS STATE	TOTAL
DEPT OF DEFENSE (9700)	\$309,468,134
GENERAL SERVICES ADMINISTRATION (4700)	\$30,756,009
AGRICULTURE, DEPARTMENT OF (1200)	\$29,606,818
JUSTICE, DEPARTMENT OF (1500)	\$27,499,539
VETERANS AFFAIRS, DEPARTMENT OF (3600)	\$15,820,631

TOP FIVE CONTRACTING OFFICES LOCATED IN THIS STATE	TOTAL
319 CONS/LGC (QA24)	\$59,689,936
Omaha (W9128F)	\$57,355,230
HSW/PKV (GW05)	\$47,665,055
5 CONS/CC (AC26)	\$32,238,220
DEPT OF JUST/FEDERAL PRISON SYSTEM (BMTTX)	\$25,658,158

TYPE OF PRODUCT OR SERVICE	SMALL BUSINESS	OTHER THAN SMALL BUSINESS	STATE LOCAL & TRIBAL GOV'T	NON-PROFIT JWOD & OTHER	TOTAL
CONSTRUCTION	\$89,972,741	\$146,738,194	\$100,000	\$0	\$236,810,935
RESEARCH AND DEVELOPMENT	\$2,014,590	\$0	\$0	\$0	\$2,014,590
SERVICES	\$41,008,474	\$37,720,163	\$1,148,236	\$17,531,768	\$97,408,642
SUPPLIES & EQUIPMENT	\$87,084,969	\$36,481,366	\$681,530	\$1,475	\$124,249,340

OHIO

Population: 11,353,140

Total Actions: 37,871

Per Capita Procurement: \$558.76

Total Dollars: \$6,343,625,650

Rank Per Capita: 36

Rank Per Capita - Last Year: 36

TOP FIVE COUNTIES					
NAME OF COUNTIES	CIVILIAN AGENCIES		DEPT OF DEFENSE		TOTAL
	SMALL DISADVANTAGED	OTHER	SMALL DISADVANTAGED	OTHER	
Hamilton	\$20,796,520	\$434,556,862	\$1,846,340	\$1,117,035,836	\$1,574,235,559
Delaware	\$2,427,085	\$252,339,774	\$22,809,687	\$571,593,547	\$849,170,093
Greene	\$8,119,084	\$175,840,801	\$93,721,830	\$431,531,853	\$709,213,568
Montgomery	\$15,397,930	\$160,052,164	\$28,236,575	\$469,986,832	\$673,673,501
Cuyahoga	\$53,767,383	\$305,732,160	\$5,538,654	\$196,494,460	\$561,532,657

TOP FIVE DEPARTMENTS WITH PLACE OF PERFORMANCE IN THIS STATE	TOTAL
DEPT OF DEFENSE (9700)	\$4,636,529,378
ENERGY, DEPARTMENT OF (8900)	\$666,788,963
GENERAL SERVICES ADMINISTRATION (4700)	\$304,555,875
VETERANS AFFAIRS, DEPARTMENT OF (3600)	\$129,941,101
NATIONAL AERONAUTICS AND SPACE ADMINISTRATION (8000)	\$121,148,591

TOP FIVE CONTRACTING OFFICES LOCATED IN THIS STATE	TOTAL
XU NICP ACCT PROP OFF (W56HZV)	\$961,172,035
OHIO FIELD OFFICE (EM CBC) (00024)	\$450,992,226
OKLAHOMA CITY ALC/LPD (GD60)	\$251,277,646
(HDEC01)	\$244,471,878
ASC/PKWO (GC20)	\$221,767,086

TYPE OF PRODUCT OR SERVICE	SMALL BUSINESS	OTHER THAN SMALL BUSINESS	STATE LOCAL & TRIBAL GOV'T	NON-PROFIT JWOD & OTHER	TOTAL
CONSTRUCTION	\$156,281,876	\$60,249,918	\$0	\$135,082	\$216,666,877
RESEARCH AND DEVELOPMENT	\$209,452,249	\$329,021,650	\$55,926	\$137,685,897	\$676,215,722
SERVICES	\$620,925,402	\$1,529,864,563	\$880,893	\$160,520,695	\$2,312,191,553
SUPPLIES & EQUIPMENT	\$530,989,109	\$2,590,175,751	\$229,579	\$13,041,656	\$3,134,436,094

OKLAHOMA

Population: 3,450,654

Total Actions: 25,122

Per Capita Procurement: \$709.29

Total Dollars: \$2,447,498,167

Rank Per Capita: 28

Rank Per Capita - Last Year: 26

TOP FIVE COUNTIES					
NAME OF COUNTIES	CIVILIAN AGENCIES		DEPT OF DEFENSE		TOTAL
	SMALL DISADVANTAGED	OTHER	SMALL DISADVANTAGED	OTHER	
Oklahoma	\$4,124,383	\$465,223,086	\$53,382,689	\$542,008,365	\$1,064,738,523
Canadian	\$13,155,709	\$124,388,893	\$4,236,140	\$100,931,963	\$242,712,705
Comanche	\$3,150,269	\$7,560,413	\$62,285,777	\$141,316,453	\$214,312,912
Osage	\$15,121,543	\$28,902,776	\$25,952,518	\$110,733,418	\$180,710,255
Kay	\$0	\$3,405,306	\$18,870	\$101,910,347	\$105,334,523

TOP FIVE DEPARTMENTS WITH PLACE OF PERFORMANCE IN THIS STATE	TOTAL
DEPT OF DEFENSE (9700)	\$1,524,327,079
GENERAL SERVICES ADMINISTRATION (4700)	\$573,465,572
INTERIOR, DEPARTMENT OF THE (1400)	\$55,307,924
HEALTH AND HUMAN SERVICES, DEPARTMENT OF (7500)	\$51,800,824
LABOR, DEPARTMENT OF (1600)	\$44,370,679

TOP FIVE CONTRACTING OFFICES LOCATED IN THIS STATE	TOTAL
GSA/FSS AUTOMOTIVE CENTER (BX000)	\$497,413,190
OKLAHOMA CITY ALC/PKO (GD20)	\$200,082,635
DEFENSE ENERGY SUPPORT CENTER (0600)	\$184,734,075
OC-ALC/LKD (CLS AIRCRAFT) (GD90)	\$165,208,058
Tulsa (W912BV)	\$140,457,002

TYPE OF PRODUCT OR SERVICE	SMALL BUSINESS	OTHER THAN SMALL BUSINESS	STATE LOCAL & TRIBAL GOV'T	NON-PROFIT JWOD & OTHER	TOTAL
CONSTRUCTION	\$158,804,073	\$129,403,930	\$29,059	\$-18,156	\$288,218,906
RESEARCH AND DEVELOPMENT	\$68,686,849	\$7,256,358	\$3,278,973	\$11,074,519	\$90,296,698
SERVICES	\$354,076,927	\$545,186,720	\$18,770,863	\$29,257,983	\$947,292,493
SUPPLIES & EQUIPMENT	\$287,692,564	\$828,651,075	\$1,365,575	\$1,661,276	\$1,119,370,489

OREGON

Population: 3,421,399

Total Actions: 16,845

Per Capita Procurement: \$326.76

Total Dollars: \$1,117,992,057

Rank Per Capita: 49

Rank Per Capita - Last Year: 48

TOP FIVE COUNTIES					
NAME OF COUNTIES	CIVILIAN AGENCIES		DEPT OF DEFENSE		TOTAL
	SMALL DISADVANTAGED	OTHER	SMALL DISADVANTAGED	OTHER	
Clackamas	\$7,976,518	\$221,671,435	\$2,386,437	\$227,505,991	\$459,540,381
Umatilla	\$665,252	\$6,811,778	\$717,074	\$124,094,859	\$132,288,963
Lane	\$1,283,630	\$55,332,223	\$197,692	\$19,761,404	\$76,574,949
Multnomah	\$638,619	\$21,073,347	\$2,330,854	\$32,992,962	\$57,035,782
Washington	\$936,486	\$14,345,119	\$84,720	\$32,100,642	\$47,466,966

TOP FIVE DEPARTMENTS WITH PLACE OF PERFORMANCE IN THIS STATE	TOTAL
DEPT OF DEFENSE (9700)	\$529,633,676
AGRICULTURE, DEPARTMENT OF (1200)	\$176,467,481
GENERAL SERVICES ADMINISTRATION (4700)	\$133,192,625
VETERANS AFFAIRS, DEPARTMENT OF (3600)	\$90,111,265
INTERIOR, DEPARTMENT OF THE (1400)	\$83,356,002

TOP FIVE CONTRACTING OFFICES LOCATED IN THIS STATE	TOTAL
(W52P1J)	\$117,066,249
(W9127N)	\$72,463,718
GSA/PBS (LT000)	\$59,100,451
DEPT OF VETERANS AFFAIRS (00648)	\$58,287,286
XU NICP ACCT PROP OFF (W56HZV)	\$56,770,599

TYPE OF PRODUCT OR SERVICE	SMALL BUSINESS	OTHER THAN SMALL BUSINESS	STATE LOCAL & TRIBAL GOV'T	NON-PROFIT JWOD & OTHER	TOTAL
CONSTRUCTION	\$84,613,649	\$92,130,896	\$1,190,045	\$7,492,509	\$185,427,100
RESEARCH AND DEVELOPMENT	\$32,062,820	\$6,335,188	\$0	\$6,255,266	\$44,653,274
SERVICES	\$188,496,242	\$252,855,878	\$3,379,649	\$37,697,549	\$482,429,317
SUPPLIES & EQUIPMENT	\$146,557,510	\$250,223,656	\$4,468,639	\$2,781,422	\$404,031,227

PENNSYLVANIA

Population: 12,281,054

Total Actions: 42,633

Per Capita Procurement: \$694.98

Total Dollars: \$8,535,121,852

Rank Per Capita: 30

Rank Per Capita - Last Year: 31

TOP FIVE COUNTIES					
NAME OF COUNTIES	CIVILIAN AGENCIES		DEPT OF DEFENSE		TOTAL
	SMALL DISADVANTAGED	OTHER	SMALL DISADVANTAGED	OTHER	
Allegheny	\$32,809,227	\$692,685,595	\$6,240,538	\$919,804,712	\$1,651,540,072
Philadelphia	\$13,059,987	\$249,980,164	\$9,603,391	\$1,274,080,339	\$1,546,723,881
Delaware	\$146,385	\$105,235,106	\$20,414,495	\$1,076,230,615	\$1,202,026,601
Montgomery	\$1,342,534	\$434,173,849	\$13,147,583	\$231,906,826	\$680,570,792
York	\$0	\$11,661,419	\$4,593,917	\$555,616,005	\$571,871,341

TOP FIVE DEPARTMENTS WITH PLACE OF PERFORMANCE IN THIS STATE	TOTAL
DEPT OF DEFENSE (9700)	\$6,202,546,799
ENERGY, DEPARTMENT OF (8900)	\$541,499,003
VETERANS AFFAIRS, DEPARTMENT OF (3600)	\$310,515,395
GENERAL SERVICES ADMINISTRATION (4700)	\$266,718,117
OFFICE OF PERSONNEL MANAGEMENT (2400)	\$260,326,241

TOP FIVE CONTRACTING OFFICES LOCATED IN THIS STATE	TOTAL
Aviation (W58RGZ)	\$1,813,662,183
XU NICP ACCT PROP OFF (W56HZV)	\$509,298,417
NAVAL SEA SYSTEMS COMMAND (BZ002)	\$475,076,663
PITTSBURGH NAVAL REACTORS OFFICE (00011)	\$381,772,479
OFFICE OF PERSONNEL MANAGEMENT (29000)	\$260,326,241

TYPE OF PRODUCT OR SERVICE	SMALL BUSINESS	OTHER THAN SMALL BUSINESS	STATE LOCAL & TRIBAL GOV'T	NON-PROFIT JWOD & OTHER	TOTAL
CONSTRUCTION	\$210,016,492	\$88,854,880	\$0	\$1,972,398	\$300,843,770
RESEARCH AND DEVELOPMENT	\$151,119,361	\$2,093,252,792	\$50,000	\$352,434,230	\$2,596,856,382
SERVICES	\$487,594,439	\$1,636,908,161	\$6,746,760	\$88,083,263	\$2,219,332,623
SUPPLIES & EQUIPMENT	\$803,300,942	\$2,589,838,886	\$352,800	\$23,553,671	\$3,417,046,299

RHODE ISLAND

Population: 1,048,319

Total Actions: 3,905

Per Capita Procurement: \$475.26

Total Dollars: \$498,228,867

Rank Per Capita: 41

Rank Per Capita - Last Year: 32

TOP FIVE COUNTIES					
NAME OF COUNTIES	CIVILIAN AGENCIES		DEPT OF DEFENSE		TOTAL
	SMALL DISADVANTAGED	OTHER	SMALL DISADVANTAGED	OTHER	
Newport	\$415,979	\$26,646,143	\$7,251,860	\$326,974,676	\$361,288,658
Providence	\$1,769,602	\$36,419,508	\$711,525	\$45,949,904	\$84,850,539
Washington	\$547,712	\$10,425,708	\$-76,528	\$20,136,255	\$31,033,147
Bristol	\$0	\$54,478	\$16,848	\$12,307,320	\$12,378,646
Kent	\$197,171	\$3,851,333	\$69,523	\$4,559,850	\$8,677,877

TOP FIVE DEPARTMENTS WITH PLACE OF PERFORMANCE IN THIS STATE	TOTAL
DEPT OF DEFENSE (9700)	\$417,901,233
GENERAL SERVICES ADMINISTRATION (4700)	\$19,046,481
COMMERCE, DEPARTMENT OF (1300)	\$12,938,757
VETERANS AFFAIRS, DEPARTMENT OF (3600)	\$10,312,501
ENVIRONMENTAL PROTECTION AGENCY (6800)	\$6,452,649

TOP FIVE CONTRACTING OFFICES LOCATED IN THIS STATE	TOTAL
NAVAL UNDERSEA WARFARE CENTER, N (BW24A)	\$83,545,711
NAVAL SEA SYSTEMS COMMAND (BZ006)	\$71,559,710
NAVAL SEA SYSTEMS COMMAND (BZ005)	\$53,487,404
NAVAL FACILITIES ENGINEERING COM (C2472)	\$42,770,008
NAVAL SEA SYSTEMS COMMAND (BZ004)	\$33,247,571

TYPE OF PRODUCT OR SERVICE	SMALL BUSINESS	OTHER THAN SMALL BUSINESS	STATE LOCAL & TRIBAL GOV'T	NON-PROFIT JWOD & OTHER	TOTAL
CONSTRUCTION	\$16,888,047	\$53,132,601	\$0	\$112,713	\$70,133,361
RESEARCH AND DEVELOPMENT	\$9,430,613	\$63,613,105	\$0	\$7,380,538	\$80,424,256
SERVICES	\$82,185,455	\$73,010,923	\$1,281,675	\$12,123,805	\$168,601,858
SUPPLIES & EQUIPMENT	\$44,271,540	\$134,422,155	\$0	\$124,663	\$178,818,358

SOUTH CAROLINA

Population: 4,012,012

Total Actions: 17,695

Per Capita Procurement: \$1,004.01

Total Dollars: \$4,028,088,745

Rank Per Capita: 19

Rank Per Capita - Last Year: 22

TOP FIVE COUNTIES					
NAME OF COUNTIES	CIVILIAN AGENCIES		DEPT OF DEFENSE		TOTAL
	SMALL DISADVANTAGED	OTHER	SMALL DISADVANTAGED	OTHER	
Aiken	\$5,780,503	\$1,625,645,887	\$78,048	\$124,139,905	\$1,755,644,343
Berkeley	\$24,572,038	\$541,486,784	\$24,962,190	\$499,520,353	\$1,090,541,365
Greenville	\$64,212	\$26,149,038	\$271,526	\$263,171,270	\$289,656,046
Lexington	\$1,786,416	\$101,827,281	\$1,657,855	\$158,723,885	\$263,995,436
Charleston	\$3,164,393	\$16,358,758	\$45,076,696	\$117,604,347	\$182,204,194

TOP FIVE DEPARTMENTS WITH PLACE OF PERFORMANCE IN THIS STATE	TOTAL
ENERGY, DEPARTMENT OF (8900)	\$1,627,478,548
DEPT OF DEFENSE (9700)	\$1,598,530,434
VETERANS AFFAIRS, DEPARTMENT OF (3600)	\$478,335,083
TRANSPORTATION, DEPARTMENT OF (6900)	\$66,063,351
GENERAL SERVICES ADMINISTRATION (4700)	\$63,768,101

TOP FIVE CONTRACTING OFFICES LOCATED IN THIS STATE	TOTAL
SAVANNAH RIVER OPERATIONS OFFICE (00009)	\$1,625,438,266
DEPT OF VETERANS AFFAIRS (00766)	\$431,655,745
NAVAL COMMAND CONTROL & OCEAN SU (D910B) (W52P1J)	\$348,479,067
DEFENSE SUPPLY CENTER PHILADELPH (013H)	\$122,163,426
	\$105,954,488

TYPE OF PRODUCT OR SERVICE	SMALL BUSINESS	OTHER THAN SMALL BUSINESS	STATE LOCAL & TRIBAL GOV'T	NON-PROFIT JWOD & OTHER	TOTAL
CONSTRUCTION	\$157,506,775	\$91,981,980	\$154,143	\$30,625	\$249,673,523
RESEARCH AND DEVELOPMENT	\$8,025,648	\$2,803,255	\$50,200	\$22,621,846	\$33,500,949
SERVICES	\$348,425,357	\$2,161,247,815	\$26,455,310	\$30,438,131	\$2,566,566,613
SUPPLIES & EQUIPMENT	\$185,069,438	\$986,943,641	\$292,500	\$1,514,260	\$1,173,819,839

SOUTH DAKOTA

Population: 754,844

Total Actions: 4,171

Per Capita Procurement: \$511.64

Total Dollars: \$386,209,042

Rank Per Capita: 37

Rank Per Capita - Last Year: 38

TOP FIVE COUNTIES					
NAME OF COUNTIES	CIVILIAN AGENCIES		DEPT OF DEFENSE		TOTAL
	SMALL DISADVANTAGED	OTHER	SMALL DISADVANTAGED	OTHER	
Union	\$106,704	\$7,484,994	\$0	\$100,350,252	\$107,941,950
Lincoln	\$1,170,876	\$52,140,871	\$619,045	\$8,824,313	\$62,755,105
Meade	\$465,442	\$2,417,729	\$5,948,309	\$48,185,266	\$57,016,746
Pennington	\$1,514,360	\$13,100,236	\$347,461	\$27,298,164	\$42,260,220
Brown	\$3,915,457	\$8,505,032	\$0	\$22,563,970	\$34,984,459

TOP FIVE DEPARTMENTS WITH PLACE OF PERFORMANCE IN THIS STATE	TOTAL
DEPT OF DEFENSE (9700)	\$236,223,859
INTERIOR, DEPARTMENT OF THE (1400)	\$59,754,817
AGRICULTURE, DEPARTMENT OF (1200)	\$26,489,848
HEALTH AND HUMAN SERVICES, DEPARTMENT OF (7500)	\$22,670,518
VETERANS AFFAIRS, DEPARTMENT OF (3600)	\$13,333,070

TOP FIVE CONTRACTING OFFICES LOCATED IN THIS STATE	TOTAL
(HDEC02)	\$72,933,263
DEPT OF INTER/GEOLOGICAL SURVEY (00002)	\$38,811,394
Omaha (W9128F)	\$29,494,377
28 CONS/CC (AC10)	\$28,012,559
DEPT OF HHS/PUBLIC HEALTH SERVICE (00241)	\$19,133,609

TYPE OF PRODUCT OR SERVICE	SMALL BUSINESS	OTHER THAN SMALL BUSINESS	STATE LOCAL & TRIBAL GOV'T	NON-PROFIT JWOD & OTHER	TOTAL
CONSTRUCTION	\$27,423,962	\$44,450,871	\$300,000	\$27,740	\$72,202,572
RESEARCH AND DEVELOPMENT	\$2,520,987	\$185,828	\$0	\$241,038	\$2,947,853
SERVICES	\$30,017,141	\$68,897,813	\$3,860,191	\$10,218,327	\$112,993,472
SUPPLIES & EQUIPMENT	\$54,331,609	\$139,177,057	\$3,554,814	\$952,579	\$198,016,059

TENNESSEE

Population: 5,689,283

Total Actions: 14,092

Per Capita Procurement: \$1,074.07

Total Dollars: \$6,110,682,981

Rank Per Capita: 17

Rank Per Capita - Last Year: 19

TOP FIVE COUNTIES					
NAME OF COUNTIES	CIVILIAN AGENCIES		DEPT OF DEFENSE		TOTAL
	SMALL DISADVANTAGED	OTHER	SMALL DISADVANTAGED	OTHER	
Anderson	\$24,048,266	\$2,851,059,064	\$2,759,024	\$44,455,978	\$2,922,322,332
Shelby	\$15,992,436	\$140,092,045	\$11,975,659	\$1,086,140,673	\$1,254,200,813
Rutherford	\$3,239,582	\$464,693,567	\$0	\$4,479,162	\$472,412,311
Coffee	\$0	\$43,257,955	\$876,288	\$314,120,266	\$358,254,509
Knox	\$4,335,676	\$73,465,295	\$262,091	\$91,017,909	\$169,080,971

TOP FIVE DEPARTMENTS WITH PLACE OF PERFORMANCE IN THIS STATE	TOTAL
ENERGY, DEPARTMENT OF (8900)	\$2,970,967,986
DEPT OF DEFENSE (9700)	\$2,117,271,676
VETERANS AFFAIRS, DEPARTMENT OF (3600)	\$530,432,907
GENERAL SERVICES ADMINISTRATION (4700)	\$116,115,712
AGRICULTURE, DEPARTMENT OF (1200)	\$77,990,498

TOP FIVE CONTRACTING OFFICES LOCATED IN THIS STATE	TOTAL
OAK RIDGE OFFICE (OFFICE OF SCIENCE) (00005)	\$2,863,664,599
HQ AMC/DOY (QA02)	\$936,345,335
DEPT OF VETERANS AFFAIRS (00764)	\$458,690,690
AEDC/PKM OPER CONTRACT DIVISION (GY04)	\$228,869,813
DEFENSE SUPPLY CENTER PHILADELPH (0100)	\$212,187,169

TYPE OF PRODUCT OR SERVICE	SMALL BUSINESS	OTHER THAN SMALL BUSINESS	STATE LOCAL & TRIBAL GOV'T	NON-PROFIT JWOD & OTHER	TOTAL
CONSTRUCTION	\$79,285,709	\$55,699,919	\$0	\$318,511	\$135,304,140
RESEARCH AND DEVELOPMENT	\$22,883,557	\$251,025,587	\$0	\$49,846,457	\$323,755,601
SERVICES	\$212,345,975	\$2,749,206,078	\$3,447,535	\$1,185,057,287	\$4,150,056,875
SUPPLIES & EQUIPMENT	\$523,235,213	\$844,670,765	\$992,272	\$57,873,467	\$1,426,771,716

TEXAS

Population: 20,851,820

Total Actions: 72,395

Per Capita Procurement: \$1,308.19

Total Dollars: \$27,278,123,764

Rank Per Capita: 12

Rank Per Capita - Last Year: 10

TOP FIVE COUNTIES					
NAME OF COUNTIES	CIVILIAN AGENCIES		DEPT OF DEFENSE		TOTAL
	SMALL DISADVANTAGED	OTHER	SMALL DISADVANTAGED	OTHER	
Denton	\$76,556,807	\$207,894,659	\$16,439,629	\$8,902,519,908	\$9,203,411,002
Fort Bend	\$89,669,323	\$3,224,806,013	\$21,024,687	\$349,611,783	\$3,685,111,806
Bexar	\$60,846,102	\$289,784,100	\$229,857,055	\$1,941,863,399	\$2,522,350,656
Collin	\$5,047,633	\$668,079,902	\$11,451,738	\$1,279,797,335	\$1,964,376,608
Dallas	\$9,247,905	\$85,351,629	\$10,292,522	\$1,606,564,642	\$1,711,456,699

TOP FIVE DEPARTMENTS WITH PLACE OF PERFORMANCE IN THIS STATE	TOTAL
DEPT OF DEFENSE (9700)	\$21,050,236,789
NATIONAL AERONAUTICS AND SPACE ADMINISTRATION (8000)	\$3,104,247,032
HOMELAND SECURITY, DEPARTMENT OF (7000)	\$671,877,463
GENERAL SERVICES ADMINISTRATION (4700)	\$485,608,840
ENERGY, DEPARTMENT OF (8900)	\$465,500,167

TOP FIVE CONTRACTING OFFICES LOCATED IN THIS STATE	TOTAL
ASC/YFK (GU75)	\$4,072,609,322
JOHNSON SPACE CENTER (JSC00)	\$3,041,003,750
NAVAL AIR SYSTEMS COMMAND (AF600)	\$2,850,169,283
Missile (W31P4Q)	\$1,511,358,906
DEFENSE ENERGY SUPPORT CENTER (0600)	\$1,494,375,463

TYPE OF PRODUCT OR SERVICE	SMALL BUSINESS	OTHER THAN SMALL BUSINESS	STATE LOCAL & TRIBAL GOV'T	NON-PROFIT JWOD & OTHER	TOTAL
CONSTRUCTION	\$394,833,634	\$348,359,342	\$711,454	\$3,561,029	\$747,465,459
RESEARCH AND DEVELOPMENT	\$206,117,567	\$4,110,780,200	\$4,060	\$145,379,135	\$4,462,280,962
SERVICES	\$1,359,349,088	\$5,970,531,098	\$16,397,178	\$257,843,945	\$7,604,121,309
SUPPLIES & EQUIPMENT	\$1,618,432,887	\$12,711,659,534	\$20,270,787	\$99,843,782	\$14,450,206,990

UTAH

Population: 2,233,169

Total Actions: 10,736

Per Capita Procurement: \$992.80

Total Dollars: \$2,217,094,031

Rank Per Capita: 20

Rank Per Capita - Last Year: 18

TOP FIVE COUNTIES					
NAME OF COUNTIES	CIVILIAN AGENCIES		DEPT OF DEFENSE		TOTAL
	SMALL DISADVANTAGED	OTHER	SMALL DISADVANTAGED	OTHER	
Davis	\$4,528,444	\$67,836,560	\$44,576,669	\$1,014,504,175	\$1,131,445,847
Salt Lake	\$4,952,722	\$123,768,811	\$12,097,370	\$338,153,196	\$478,972,099
Tooele	\$2,373,268	\$1,196,389	\$22,293,106	\$189,849,772	\$215,712,535
Box Elder	\$513,458	\$11,098,495	\$0	\$104,671,658	\$116,283,611
Weber	\$1,725,335	\$26,431,360	\$8,278,755	\$44,365,360	\$80,800,810

TOP FIVE DEPARTMENTS WITH PLACE OF PERFORMANCE IN THIS STATE	TOTAL
DEPT OF DEFENSE (9700)	\$1,877,902,998
INTERIOR, DEPARTMENT OF THE (1400)	\$76,903,060
GENERAL SERVICES ADMINISTRATION (4700)	\$71,975,622
AGRICULTURE, DEPARTMENT OF (1200)	\$49,996,506
HEALTH AND HUMAN SERVICES, DEPARTMENT OF (7500)	\$35,787,020

TOP FIVE CONTRACTING OFFICES LOCATED IN THIS STATE	TOTAL
OO-ALC/PKME/LMKE (GE55)	\$778,243,318
OGDEN ALC/PKO (GE20)	\$203,119,257
(W52P1J)	\$146,935,253
OO-ALC/PKW/MMK (GE45)	\$58,690,591
ASC/RWKR (GU72)	\$47,978,619

TYPE OF PRODUCT OR SERVICE	SMALL BUSINESS	OTHER THAN SMALL BUSINESS	STATE LOCAL & TRIBAL GOV'T	NON-PROFIT JWOD & OTHER	TOTAL
CONSTRUCTION	\$91,713,741	\$46,897,733	\$3,197,554	\$-2,077	\$141,806,951
RESEARCH AND DEVELOPMENT	\$24,136,292	\$86,986,126	\$0	\$47,888,282	\$159,010,700
SERVICES	\$204,357,764	\$1,227,709,045	\$511,681	\$18,072,942	\$1,450,651,431
SUPPLIES & EQUIPMENT	\$153,753,936	\$308,364,768	\$564,885	\$942,745	\$463,626,334

VERMONT

Population: 608,827

Total Actions: 2,289

Per Capita Procurement: \$824.69

Total Dollars: \$502,094,750

Rank Per Capita: 21

Rank Per Capita - Last Year: 23

TOP FIVE COUNTIES					
NAME OF COUNTIES	CIVILIAN AGENCIES		DEPT OF DEFENSE		TOTAL
	SMALL DISADVANTAGED	OTHER	SMALL DISADVANTAGED	OTHER	
Chittenden	\$2,507,153	\$10,614,791	\$677,124	\$289,185,758	\$302,984,826
Orleans	\$0	\$2,925,320	\$0	\$110,862,476	\$113,787,796
Addison	\$0	\$7,249,658	\$0	\$21,659,052	\$28,908,710
Windsor	\$2,583,936	\$8,172,223	\$17,716	\$9,917,911	\$20,691,786
Rutland	\$0	\$2,800,409	\$67,862	\$5,742,663	\$8,610,934

TOP FIVE DEPARTMENTS WITH PLACE OF PERFORMANCE IN THIS STATE	TOTAL
DEPT OF DEFENSE (9700)	\$452,361,872
GENERAL SERVICES ADMINISTRATION (4700)	\$18,658,225
VETERANS AFFAIRS, DEPARTMENT OF (3600)	\$10,530,986
LABOR, DEPARTMENT OF (1600)	\$6,957,920
INTERIOR, DEPARTMENT OF THE (1400)	\$2,890,570

TOP FIVE CONTRACTING OFFICES LOCATED IN THIS STATE	TOTAL
Missile (W31P4Q)	\$174,083,212
DEFENSE SUPPLY CENTER PHILADELPH (0100)	\$66,096,547
Picatinney (W15QKN)	\$45,626,547
Natick BaseOPS (W911QY)	\$30,421,855
Unique Mission (W91CRB)	\$16,904,565

TYPE OF PRODUCT OR SERVICE	SMALL BUSINESS	OTHER THAN SMALL BUSINESS	STATE LOCAL & TRIBAL GOV'T	NON-PROFIT JWOD & OTHER	TOTAL
CONSTRUCTION	\$13,732,852	\$6,785,585	\$0	\$247,394	\$20,765,831
RESEARCH AND DEVELOPMENT	\$11,070,235	\$63,438,764	\$0	\$1,312,779	\$75,821,778
SERVICES	\$21,926,178	\$19,690,491	\$123,741	\$2,354,839	\$44,095,250
SUPPLIES & EQUIPMENT	\$33,531,037	\$325,915,238	\$2,604	\$1,908,419	\$361,357,298

VIRGINIA

Population: 7,078,515

Total Actions: 146,406

Per Capita Procurement: \$4,798.21

Total Dollars: \$33,964,187,698

Rank Per Capita: 2

Rank Per Capita - Last Year: 2

TOP FIVE COUNTIES					
NAME OF COUNTIES	CIVILIAN AGENCIES		DEPT OF DEFENSE		TOTAL
	SMALL DISADVANTAGED	OTHER	SMALL DISADVANTAGED	OTHER	
Fairfax	\$375,488,710	\$3,365,771,475	\$559,925,209	\$7,048,097,727	\$11,349,283,120
Arlington	\$200,207,605	\$2,225,989,848	\$240,132,700	\$2,337,466,501	\$5,003,796,654
Fairfax (city)	\$167,957,643	\$881,995,999	\$56,134,915	\$1,316,267,941	\$2,422,356,499
Alexandria (city)	\$86,125,417	\$558,178,639	\$85,226,508	\$1,601,599,231	\$2,331,129,796
Falls Church (city)	\$26,476,940	\$472,205,543	\$101,741,872	\$1,435,434,243	\$2,035,858,598

TOP FIVE DEPARTMENTS WITH PLACE OF PERFORMANCE IN THIS STATE	TOTAL
DEPT OF DEFENSE (9700)	\$23,382,043,596
GENERAL SERVICES ADMINISTRATION (4700)	\$2,620,979,947
HOMELAND SECURITY, DEPARTMENT OF (7000)	\$2,059,485,908
INTERIOR, DEPARTMENT OF THE (1400)	\$955,421,659
ENERGY, DEPARTMENT OF (8900)	\$710,628,394

TOP FIVE CONTRACTING OFFICES LOCATED IN THIS STATE	TOTAL
DITCO DT32 (HC1013)	\$1,764,973,207
(W15P7T)	\$1,303,627,909
DCC-W (W74V8H)	\$1,120,527,641
HQ AMC/DOY (QA02)	\$962,988,968
NAVAL SEA SYSTEMS COMMAND (BZ002)	\$830,995,900

TYPE OF PRODUCT OR SERVICE	SMALL BUSINESS	OTHER THAN SMALL BUSINESS	STATE LOCAL & TRIBAL GOV'T	NON-PROFIT JWOD & OTHER	TOTAL
CONSTRUCTION	\$492,602,186	\$699,794,257	\$3,333	\$4,810,053	\$1,197,209,829
RESEARCH AND DEVELOPMENT	\$833,904,967	\$1,831,544,169	\$49,151	\$295,151,337	\$2,960,649,624
SERVICES	\$6,161,995,497	\$15,407,432,739	\$12,650,817	\$624,482,878	\$22,206,561,931
SUPPLIES & EQUIPMENT	\$2,494,738,532	\$4,987,300,141	\$926,249	\$66,365,035	\$7,549,329,957

WASHINGTON

Population: 5,894,121

Total Actions: 32,474

Per Capita Procurement: \$1,128.94

Total Dollars: \$6,654,129,493

Rank Per Capita: 16

Rank Per Capita - Last Year: 16

TOP FIVE COUNTIES					
NAME OF COUNTIES	CIVILIAN AGENCIES		DEPT OF DEFENSE		TOTAL
	SMALL DISADVANTAGED	OTHER	SMALL DISADVANTAGED	OTHER	
Benton	\$1,901,358	\$2,450,747,711	\$467,450	\$8,205,435	\$2,461,321,954
King	\$23,288,751	\$438,145,873	\$17,602,189	\$1,561,147,317	\$2,040,184,130
Kitsap	\$3,502,898	\$65,408,989	\$57,110,464	\$419,545,522	\$545,567,873
Pierce	\$10,413,063	\$54,385,657	\$79,495,689	\$340,183,615	\$484,478,024
Whatcom	\$2,661,679	\$16,246,124	\$7,597,357	\$337,946,030	\$364,451,190

TOP FIVE DEPARTMENTS WITH PLACE OF PERFORMANCE IN THIS STATE	TOTAL
DEPT OF DEFENSE (9700)	\$3,324,631,115
ENERGY, DEPARTMENT OF (8900)	\$2,445,838,569
GENERAL SERVICES ADMINISTRATION (4700)	\$176,570,626
VETERANS AFFAIRS, DEPARTMENT OF (3600)	\$157,051,007
AGRICULTURE, DEPARTMENT OF (1200)	\$119,864,635

TOP FIVE CONTRACTING OFFICES LOCATED IN THIS STATE	TOTAL
OFFICE OF RIVER PROTECTION (00027)	\$1,022,530,317
RICHLAND OPERATIONS OFFICE (00006)	\$868,697,835
OAK RIDGE OFFICE (OFFICE OF SCIENCE) (00005)	\$551,010,993
DEFENSE ENERGY SUPPORT CENTER (0600)	\$418,378,890
ASC/TMK (GU92)	\$395,284,938

TYPE OF PRODUCT OR SERVICE	SMALL BUSINESS	OTHER THAN SMALL BUSINESS	STATE LOCAL & TRIBAL GOV'T	NON-PROFIT JWOD & OTHER	TOTAL
CONSTRUCTION	\$244,478,099	\$924,923,442	\$2,600,094	\$6,539,402	\$1,178,541,037
RESEARCH AND DEVELOPMENT	\$79,190,069	\$510,756,269	\$0	\$621,791,840	\$1,211,738,178
SERVICES	\$502,770,342	\$1,922,020,205	\$11,795,671	\$76,877,048	\$2,513,463,266
SUPPLIES & EQUIPMENT	\$397,133,356	\$1,344,597,890	\$-118,666	\$7,609,413	\$1,749,221,993

WEST VIRGINIA

Population: 1,808,344

Total Actions: 7,970

Per Capita Procurement: \$498.29

Total Dollars: \$901,077,143

Rank Per Capita: 38

Rank Per Capita - Last Year: 47

TOP FIVE COUNTIES					
NAME OF COUNTIES	CIVILIAN AGENCIES		DEPT OF DEFENSE		TOTAL
	SMALL DISADVANTAGED	OTHER	SMALL DISADVANTAGED	OTHER	
Berkeley	\$31,729,815	\$99,893,286	\$116,911	\$24,641,031	\$156,381,043
Kanawha	\$5,125,995	\$87,921,447	\$1,420,963	\$60,314,665	\$154,783,070
Marion	\$7,588,915	\$106,819,546	\$21,553,992	\$11,451,443	\$147,413,896
Jefferson	\$6,939,701	\$83,695,931	\$14,313	\$300,339	\$90,950,284
Monongalia	\$15,740,847	\$43,495,559	\$593,874	\$10,011,186	\$69,841,466

TOP FIVE DEPARTMENTS WITH PLACE OF PERFORMANCE IN THIS STATE	TOTAL
DEPT OF DEFENSE (9700)	\$279,594,841
TREASURY, DEPARTMENT OF THE (2000)	\$148,715,886
NATIONAL AERONAUTICS AND SPACE ADMINISTRATION (8000)	\$109,633,922
VETERANS AFFAIRS, DEPARTMENT OF (3600)	\$63,686,138
JUSTICE, DEPARTMENT OF (1500)	\$52,558,332

TOP FIVE CONTRACTING OFFICES LOCATED IN THIS STATE	TOTAL
DEPT OF TREAS/INTERNAL REVENUE SERVICE (RS001)	\$123,812,810
GODDARD SPACE FLIGHT CENTER (GSFC0) (W91237)	\$109,408,206
DEPT OF HOUSING AND URBAN DEVELOPMENT (DU100)	\$81,666,901
NATIONAL ENERGY TECHNOLOGY CENTER (00026)	\$50,172,833
	\$45,431,199

TYPE OF PRODUCT OR SERVICE	SMALL BUSINESS	OTHER THAN SMALL BUSINESS	STATE LOCAL & TRIBAL GOV'T	NON-PROFIT JWOD & OTHER	TOTAL
CONSTRUCTION	\$37,930,627	\$114,420,455	\$0	\$1,618,929	\$153,970,011
RESEARCH AND DEVELOPMENT	\$43,151,742	\$14,895,143	\$0	\$8,103,292	\$66,150,176
SERVICES	\$174,617,360	\$300,037,015	\$492,490	\$23,500,018	\$498,646,883
SUPPLIES & EQUIPMENT	\$103,937,610	\$76,857,362	\$1,994	\$335,960	\$181,132,927

WISCONSIN

Population: 5,363,675

Total Actions: 52,628

Per Capita Procurement: \$440.71

Total Dollars: \$2,363,849,675

Rank Per Capita: 43

Rank Per Capita - Last Year: 46

TOP FIVE COUNTIES					
NAME OF COUNTIES	CIVILIAN AGENCIES		DEPT OF DEFENSE		TOTAL
	SMALL DISADVANTAGED	OTHER	SMALL DISADVANTAGED	OTHER	
Winnebago	\$0	\$1,596,887	\$500,839	\$1,003,850,603	\$1,005,948,329
Milwaukee	\$10,571,366	\$83,512,745	\$6,217,484	\$126,282,458	\$226,584,054
Dane	\$10,364,819	\$58,805,334	\$1,302,358	\$70,118,212	\$140,590,723
Ozaukee	\$0	\$89,737,488	\$1,450	\$35,390,646	\$125,129,584
Rock	\$0	\$9,737,641	\$122	\$89,712,499	\$99,450,262

TOP FIVE DEPARTMENTS WITH PLACE OF PERFORMANCE IN THIS STATE	TOTAL
DEPT OF DEFENSE (9700)	\$1,745,651,264
VETERANS AFFAIRS, DEPARTMENT OF (3600)	\$224,523,015
AGRICULTURE, DEPARTMENT OF (1200)	\$136,725,961
HEALTH AND HUMAN SERVICES, DEPARTMENT OF (7500)	\$76,274,536
JUSTICE, DEPARTMENT OF (1500)	\$63,165,441

TOP FIVE CONTRACTING OFFICES LOCATED IN THIS STATE	TOTAL
XU NICP ACCT PROP OFF (W56HZV)	\$575,616,929
MARINE CORPS SYSTEMS COMMAND (F9999)	\$456,469,485
DEPT OF VETERANS AFFAIRS (00797)	\$86,872,045
DEFENSE SUPPLY CENTER PHILADELPH (0120)	\$76,736,456
DEPT OF VETERANS AFFAIRS (0069D)	\$72,605,636

TYPE OF PRODUCT OR SERVICE	SMALL BUSINESS	OTHER THAN SMALL BUSINESS	STATE LOCAL & TRIBAL GOV'T	NON-PROFIT JWOD & OTHER	TOTAL
CONSTRUCTION	\$49,737,190	\$24,467,404	\$150	\$592,974	\$74,797,719
RESEARCH AND DEVELOPMENT	\$20,648,090	\$146,401,310	\$0	\$22,191,706	\$189,241,106
SERVICES	\$92,008,819	\$168,259,463	\$1,001,250	\$27,040,780	\$288,310,312
SUPPLIES & EQUIPMENT	\$273,441,686	\$1,502,575,735	\$16,112	\$34,900,284	\$1,810,933,816

WYOMING

Population: 493,782

Total Actions: 2,690

Per Capita Procurement: \$485.24

Total Dollars: \$239,604,471

Rank Per Capita: 40

Rank Per Capita - Last Year: 42

TOP FIVE COUNTIES					
NAME OF COUNTIES	CIVILIAN AGENCIES		DEPT OF DEFENSE		TOTAL
	SMALL DISADVANTAGED	OTHER	SMALL DISADVANTAGED	OTHER	
Laramie	\$2,688,247	\$12,620,119	\$11,884,610	\$47,251,009	\$74,443,984
Park	\$337,512	\$45,948,241	\$0	\$171,838	\$46,457,591
Carbon	\$23,240	\$8,099,790	\$0	\$21,661,515	\$29,784,545
Weston	\$0	\$136,326	\$0	\$25,481,577	\$25,617,903
Teton	\$1,541,829	\$14,201,537	\$47,442	\$1,455,084	\$17,245,892

TOP FIVE DEPARTMENTS WITH PLACE OF PERFORMANCE IN THIS STATE	TOTAL
DEPT OF DEFENSE (9700)	\$115,110,653
INTERIOR, DEPARTMENT OF THE (1400)	\$49,074,471
TRANSPORTATION, DEPARTMENT OF (6900)	\$29,435,215
VETERANS AFFAIRS, DEPARTMENT OF (3600)	\$11,965,294
AGRICULTURE, DEPARTMENT OF (1200)	\$8,885,545

TOP FIVE CONTRACTING OFFICES LOCATED IN THIS STATE	TOTAL
DEFENSE ENERGY SUPPORT CENTER (0600)	\$49,452,425
90 CONS/LGCW (CA15)	\$31,811,733
DEPT OF TRANS/FEDERAL HIGHWAY ADMIN (00070)	\$27,915,657
INTERMOUNTAIN REGION (12000)	\$25,115,840
HSW/PKV (GW05)	\$16,486,818

TYPE OF PRODUCT OR SERVICE	SMALL BUSINESS	OTHER THAN SMALL BUSINESS	STATE LOCAL & TRIBAL GOV'T	NON-PROFIT JWOD & OTHER	TOTAL
CONSTRUCTION	\$25,026,410	\$64,828,929	\$359,600	\$57,808	\$90,272,747
RESEARCH AND DEVELOPMENT	\$1,923,204	\$1,008,758	\$0	\$236,904	\$3,168,866
SERVICES	\$34,886,175	\$31,833,738	\$1,308,157	\$6,768,073	\$74,796,143
SUPPLIES & EQUIPMENT	\$40,483,898	\$30,197,362	\$9,003	\$14,403	\$70,704,666

Appendix: Geographic Views

Federal Procurement by State Summary

This report displays five columns for each state with the U.S. and outlying areas: the total dollars obligated for each state, percent of total dollars obligated in each state as a percent of the total federal dollars reported, rank based on the total dollars obligated for each state and U.S. outlying areas, rank per capita for the previous fiscal year and the current rank per capita for each of the states.

The U.S. outlying areas include: American Samoa, Federated States of Micronesia, Guam, Marshall Islands, Northern Mariana Islands, Palau, Puerto Rico, U.S. Minor Outlying Islands, and the U.S. Virgin Islands

Rank Per Capita is calculated by dividing the total dollars obligated for a state by the population for that state. The population data for each state is taken from the latest available census data.

This report is limited to awards (Delivery/Task Order, Purchase Order, Definitive Contract, and BPA Call) in final status. NASA-specific awards such as Intragovernmental, Cooperative Agreement, Grant for Research, Funded Space Act Agreement, and Training Grant are not included in the report. Indefinite Delivery Vehicle Awards (IDVs) are not included in this report, but Delivery Orders and BPA Calls placed against IDVs are included.

Top 10 States by Procurement Dollars for Last 5 Fiscal Years

This report displays the total dollars obligated for each of the ten states with the highest number of procurement dollars for fiscal years 2000 to 2004.

This report is limited to awards (Delivery/Task Order, Purchase Order, Definitive Contract, and BPA Call) in final status. NASA-specific awards such as Intragovernmental, Cooperative Agreement, Grant for Research, Funded Space Act Agreement, and Training Grant are not included in the report. Indefinite Delivery Vehicle Awards (IDVs) are not included in this report, but Delivery Orders and BPA Calls placed against IDVs are included.

Federal Procurement Dollars by State

This sectioned report provides dollars obligated for the top five counties, top five departments and top five contracting offices for each state determined by dollars obligated during the fiscal year 2004. The report also displays the dollars obligated for selected Product and Service Code (PSC) categories.

Section 1

- Population - The current population of the state is being taken from the latest census data.
- Total Procurement by Place of Performance – Total Procurement with Place of Performance in the state.
- Per Capita Procurement - Total Procurement for the state divided by the population for the state.
- Rank Per Capita - Rank for each of the states based on the value for Per Capita Procurement.

- Last Year Rank per Capita - Rank for each of the states based total obligated dollars for the state last year divided by the population for the state.

Section 2

- The report displays the total obligated dollars for Department of Defense and Civilian Agencies separately for the top five counties performing in the state based on the reported Place of Performance. For each categorization, Department of Defense and Civilian Agency, the procurement dollars is divided based on:
 - Small Disadvantaged – Awards with Small Disadvantage Business or 8(a) certified companies minus award with both Small Disadvantage Business and 8(a) certified companies.
 - Other – Total dollars obligated minus total Small Disadvantaged Business.

Section 3

- Displays the top five Departments by dollars obligated for work performed in the state based on the reported Place of Performance.

Section 4

- Displays the top five Contracting Offices by dollars obligated for contracting offices located in the state.

Section 5

The report displays the total dollars obligated for each category. PSC Code Row Category Definitions:

- Construction (Product or Service Code begins with “Y” or “Z.”)
- Research and Development (Product or Service Code begins with “A.”)
- Supplies and Equipment (Product or Service Code starting with “E” or “1” through “9.”)
- Services (Product or Service Code starting with “B” through Product or service codes starting with “X” excluding Product or Service codes starting with “E”)
- Column Definitions:
 - *Small Business* (Awards whose Contracting Business Size Determination is “Small Business” which excludes Large Businesses, State Governments, Local Governments, Tribal Governments, Non-profit organizations, JWOD, Minority Institutions, and Educational Institutions).
 - *Other than Small Business* (Awards whose Contracting Business Size Determination is “Other than Small Business,” excluding State Governments, Local Governments, Tribal Governments, Non-profit organizations, JWOD, Minority Institutions, and Educational Institutions) This category is as close as FPDS comes to a “Large Business” category.
 - *State, Local & Tribal Government* (Awards to State Governments, Local Governments, or Tribal Governments).
 - *Non-Profit, JWOD & Other* (Awards to non-profit organizations, JWOD, Minority Institutions, and Educational Institutions).