



Federal Procurement Data System



Federal Procurement Report


Fiscal Year 1996 through
Fourth Quarter

(October 1, 1995 through
September 30, 1996)



Prepared by
U.S. General Services Administration
Federal Data Systems Division
Federal Procurement Data Center
Executive Agent for
Office of Management and Budget
Office of Federal Procurement Policy

Now on CD-ROM!



This Federal Procurement Report contains summary data on Federal procurements in Fiscal Year 1995. You can now obtain detailed information on some 400,000 individual Federal contracts valued over \$25,000 on a new CD-ROM available from GSA's Government-wide Information Systems Division.

With the CD-ROM you can search these contract records by:

- Four-digit SIC code
- Product/service code
- Agency name
- Agency's State
- Contractor name
- Contractor's State
- Type of contractor
- Action date (month or year)
- Performance State
- Preference

The search engine allows you to type in search criteria or to choose from thousands of listed options. You highlight the words and/or numbers you want to search by; the search engine will search combinations of your choices and find the contract information.

You can find out which Federal

agencies are buying your kind of product or service, identify your competitors, view the values of their contracts, assess the potential size of your market, and target your marketing efforts. Listed contracts had a total value of over \$178 billion in Fiscal Year 1996.

The CD-ROM with FY1996 data will be available in early April and will cost \$100. FY95 data are available for \$90. You may also order both for \$175. Just fill out the coupon below and send it with your check or credit card information, or you may charge your order by fax or phone.

To run the CD-ROM, you'll need 8 megabytes of RAM, a CD-ROM drive, and a Windows environment. The CD-ROM may be used on Macintosh computers that run SoftWindows.

U.S. General Services Administration
Office of Governmentwide Policy

Now on CD-ROM: Federal Procurement Data CD-ROM

(Name)

(Street or PO Box)

(Additional address line)

(City, State, ZIP)

(Daytime phone, incl. area code)

Check payable to GSA

VISA

MasterCard

(Card number)

(Expiration date)

(Cardholder's signature)

Yes, I wish to order:

___ copies, FY1996 @ \$100 each
(available April 1997)

___ copies, FY1995 @ \$90 each

___ copies, FY1995 and 1996
@ \$175 each

___ copies, FY1994 @ \$75 each

Mail to:

GSA/MVS

300 Seventh St., SW
Reporters Bldg., Room 101
Washington, DC 20407

Phone: 202-708-5126

Fax: 202-401-8233

FOREWORD

Public Law 93-400 requires that the Office of Management and Budget (OMB), Office of Federal Procurement Policy (OFPP), "...establish a system for collecting, developing, and disseminating the procurement data which takes into account the needs of the Congress, the executive branch, and the public sector." Under the guidance of OFPP, design of the Federal Procurement Data System was completed in early 1978 and data collection began October 1, 1978. The Federal Procurement Data Center was established to operate the system. The Center provides a central point to respond to the requirements of the legislative, executive, and judicial branches of the Government as well as the private sector.

The Federal Procurement Data Center produces reports which examine various aspects and impacts of the Federal acquisition process. The data can be used for geographical analysis, market analysis, and analysis of the impact of congressional and presidential initiatives in socio-economic areas such as small business. The data is also a reliable basis for measuring and assessing the impact of Federal acquisition policy and management improvement.

Basic acquisition data will be published each fiscal year in the Federal Procurement Report. Special reports to meet specific data requirements can be produced on demand.

This report was prepared in the Federal Procurement Data Center by Grafton T. Biglow, Chief of the Customer Liaison Branch. Assistance provided by Annie Andersen and computer processing operations were performed by Roy Arnold.

Further information regarding the Federal Procurement Data System reports or capabilities can be obtained from the Federal Procurement Data Center, U. S. General Services Administration, 7th and D Streets, S.W., Room 5652, Washington, D.C. 20407 or by calling area code (202) 401-1529.

HIGHLIGHTS

The FPDS Federal Procurement Report is published annually, and contains "snapshot" statistics on the procurement activities of over 60 agencies. The figures in this report are only as accurate, timely and complete as the data provided by the reporting agencies to the FPDC.

Due to rounding, dollars on the charts may not equal the TOTAL DOLLAR figure, and percentages may not total 100 percent.

The FPDS Federal Procurement Report is current as of the date of issuance and all older reports are obsolete, therefore, the FPDC will not maintain prior issuances for either distribution or for reference.

The "Administrative Conference of the US, Board for International Broadcasting, and Pennsylvania Avenue Development Corporation" have been abolished or did not report this year and have been removed in order to maintain the Federal Contract Actions and Dollars report to two pages.

In addition to this report, the Federal Procurement Data Center produces the Competitor's Edge which is a free booklet describing the special advantages of the FPDS Special Reports. To obtain the Competitor's Edge, call the FPDC at (202) 401-1529 or write:

Federal Procurement Data Center
7th and D Streets, S.W., Room 5652
Washington, D.C. 20407

TABLE OF CONTENTS

FOREWORD i

HIGHLIGHTS iii

FEDERAL PROCUREMENT HISTORY vi

SMALL BUSINESS OWNERSHIP REPORT vii

SECTION I - TOTAL FEDERAL VIEW 1

 A. Federal Contract Actions & Dollars 2

 B. SF 279/SF 281 Comparisons 4

 C. Contract Dollars by Exec. Dept. & Agencies 5

 D. Federal Procurement by Major PSC 6

 E. Federal Procurement by R&D 7

 F. Federal Procurement by Other Services & Construction 7

 G. Federal Procurement by Supplies & Equipment 8

 H. Federal Procurement by SIC 10

 I. Federal Procurement by Percentage of Competition 12

 J. Federal Procurement Comparison of Pre- and Post-CICA Action 12

 K. Governmentwide Commercial Credit Card Services 13

 L. Federal Procurement Top 100 Contractors 14

 M. Federal Procurement Top 10 Contractors by PSC 16

SECTION II - GEOGRAPHIC VIEWS 19

 A. Federal Procurement by State Summary 20

 B. Federal Procurement by Top 10 States for Last 5 Years 21

 C. STATE SNAPSHOTS:

 1. Alabama 22

 2. Alaska 23

 3. Arizona 24

 4. Arkansas 25

 5. California 26

 6. Colorado 27

 7. Connecticut 28

 8. Delaware 29

 9. District of Columbia 30

 10. Florida 31

 11. Georgia 32

 12. Hawaii 33

 13. Idaho 34

 14. Illinois 35

 15. Indiana 36

 16. Iowa 37

 17. Kansas 38

 18. Kentucky 39

 19. Louisiana 40

 20. Maine 41

 21. Maryland 42

 22. Massachusetts 43

 23. Michigan 44

 24. Minnesota 45

 25. Missouri 46

 26. Mississippi 47

 27. Montana 48

 28. Nebraska 49

 29. Nevada 50

 30. New Hampshire 51

 31. New Jersey 52

 32. New Mexico 53

 33. New York 54

 34. North Carolina 55

 35. North Dakota 56

 36. Ohio 57

 37. Oklahoma 58

 38. Oregon 59

 39. Pennsylvania 60

 40. Rhode Island 61

 41. South Carolina 62

 42. South Dakota 63

 43. Tennessee 64

 44. Texas 65

 45. Utah 66

 46. Vermont 67

 47. Virginia 68

 48. Washington 69

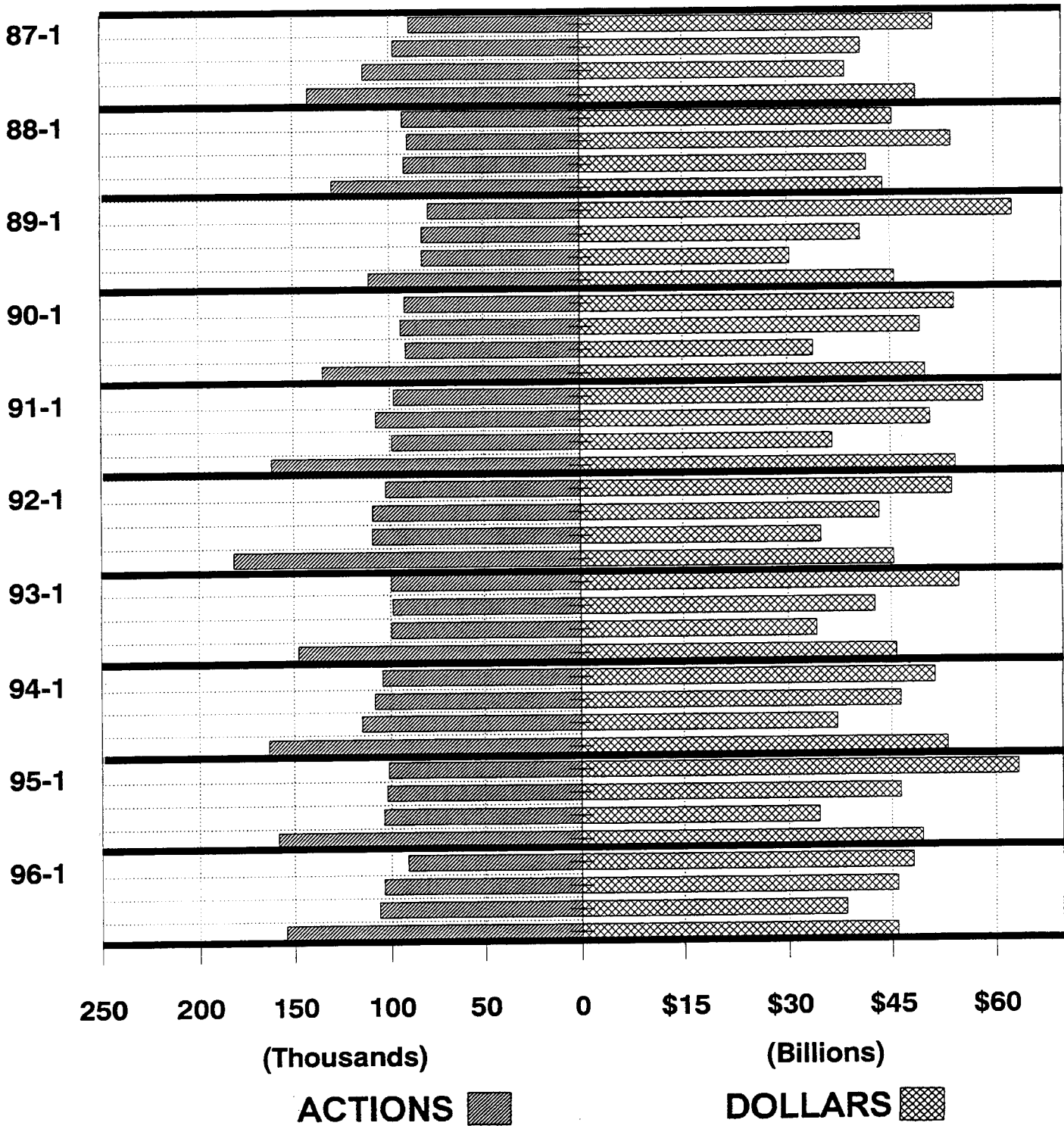
FEDERAL PROCUREMENT DATA SYSTEM

TABLE OF CONTENTS - Continued

49.	West Virginia	70
50.	Wisconsin	71
51.	Wyoming	72
SECTION III - AGENCY VIEWS		73
A.	Total Federal Snapshot Report	74
B.	Agency Snapshot Reports	
1.	Executive Office of the President	76
2.	Department of Agriculture	78
3.	Department of Commerce	80
4.	Department of Defense	82
5.	Department of Education	84
6.	Department of Energy	86
7.	Department of Health and Human Services	88
8.	Department of Housing and Urban Development	90
9.	Department of the Interior	92
10.	Department of Justice	94
11.	Department of Labor	96
12.	Department of State	98
13.	Department of Transportation	100
14.	Department of the Treasury	102
15.	Department of Veterans Affairs	104
16.	Agency for International Development	106
17.	American Battle Monuments Commission	108
18.	Commission on Civil Rights	110
19.	Commodity Future Trading Commission	112
20.	Consumer Product Safety Commission	114
21.	Corporation for National and Community Service	116
22.	Defense Nuclear Facilities Safety Board	118
23.	Environmental Protection Agency	120
24.	Equal Employment Opportunity Commission	122
25.	Federal Communications Commission	124
26.	Federal Election Commission	126
27.	Federal Emergency Management Agency	128
28.	Federal Energy Regulatory Commission	130
29.	Federal Labor Relations Authority	132
30.	Federal Maritime Commission	134
31.	Federal Mediation & Conciliation Service	136
32.	Federal Mine Safety & Health Review Commission	138
33.	Federal Trade Commission	140
34.	General Services Administration	142
35.	International Trade Commission	144
36.	Interstate Commerce Commission	146
37.	John F. Kennedy Center	148
38.	Merit System Protection Board	150
39.	National Aeronautics & Space Administration	152
40.	National Archives and Records Administration	154
41.	National Capital Planning Commission	156
42.	National Foundation on the Arts	158
43.	National Foundation on the Humanities	160
44.	National Gallery of Art	162
45.	National Labor Relations Board	164
46.	National Mediation Board	166
47.	National Science Foundation	168
48.	National Transportation Safety Board	170
49.	Nuclear Regulatory Commission	172
50.	Occupational Safety and Health Review Commission	174
51.	Office of Personnel Management	176
52.	Peace Corps	178
53.	Railroad Retirement Board	180
54.	Securities Exchange Commission	182
55.	Selective Service System	184
56.	Small Business Administration	186
57.	Smithsonian Institution	188
58.	Social Security Administration	190
59.	Tennessee Valley Authority	192
60.	U.S. Soldiers and Airmens Home	194
61.	U.S. Trade & Development Agency	196
62.	United States Arms Control and Disarmament Agency	198
63.	United States Holocaust Memorial Museum	200
64.	United States Information Agency	202

FEDERAL PROCUREMENT DATA SYSTEM
FEDERAL PROCUREMENT HISTORY
 Actions Reported Individually on SF279
 Fiscal Year 1996 Through Fourth Quarter

Fiscal Year
 Quarterly Report
 Periods



**FEDERAL PROCUREMENT DATA SYSTEM
SMALL BUSINESS OWNERSHIP REPORT**

Number of New Businesses by Type of Contractor
Actions Reported Individually on SF279
Fiscal Year 1996 Through Fourth Quarter

	Women-Owned Small Business Firms	Women-Owned Small Disadvantaged Business Firms	Other Small Disadvantaged Business Firms
TOTAL FEDERAL	5,310	1,658	8,194
Executive Office of the President	1	1	0
Department of Agriculture	456	150	969
Department of Commerce	47	6	70
Department of Defense	1,830	555	2,242
Department of Education	2	0	10
Department of Energy	37	14	131
Department of Health and Human Services	134	53	322
Department of Housing and Urban Development	18	10	53
Department of the Interior	537	188	889
Department of Justice	173	54	168
Department of Labor	19	9	24
Department of State	47	31	305
Department of Transportation	371	151	1,021
Department of the Treasury	90	15	98
Department of Veterans Affairs	311	62	308
Agency for International Development	14	4	13
American Battle Monuments Commission	0	0	0
Commission on Civil Rights	0	0	0
Commodity Futures Trading Commission	5	3	1
Consumer Product Safety Commission	3	3	7
Corporation for National and Community Service	0	0	0
Defense Nuclear Facilities Safety Board	0	0	0
Environmental Protection Agency	1	0	3
Equal Employment Opportunity Commission	3	0	3
Federal Communications Commission	0	0	0
Federal Election Commission	0	0	0
Federal Emergency Management Agency	27	19	83
Federal Energy Regulatory Commission	0	0	5
Federal Labor Relations Authority	0	0	0
Federal Maritime Commission	0	0	0
Federal Mediation and Conciliation Service	0	0	0
Federal Mine Safety and Health Review Commission	0	0	0
Federal Trade Commission	0	0	3
General Services Administration	253	32	493
International Trade Commission	0	0	0
Interstate Commerce Commission	0	0	0
John F Kennedy Center	0	0	0
Merit Systems Protection Board	1	0	0
National Aeronautics and Space Administration	378	162	749
National Archives and Records Administration	1	0	0
National Capital planning Commission	0	0	0
National Foundation on the Arts	0	0	0
National Foundation on the Humanities	0	0	0
National Gallery of Art	1	0	0
National Labor Relations Board	1	0	0
National Mediation Board	0	0	0
National Science Foundation	0	0	1
National Transportation Safety Board	0	0	0
Nuclear Regulatory Commission	15	3	13
Occupational Safety and Health Review Commission	0	0	0
Office of Personnel Management	249	1	76
Peace Corps	1	0	0
Railroad Retirement Board	0	0	0
Securities and Exchange Commission	2	1	7
Selective Service System	0	0	0
Small Business Administration	0	0	0
Smithsonian Institution	5	1	5
Social Security Administration	79	28	50
Tennessee Valley Authority	175	82	71
U.S. Soldiers and Airmens Home	8	2	0
U.S. Trade & Development Agency	0	0	10
United States Arms Control and Disarmament Agency	0	0	0
United States Holocaust Memorial Museum	0	0	0
United States Information Agency	15	6	31

**FEDERAL PROCUREMENT DATA SYSTEM
SMALL BUSINESS OWNERSHIP REPORT**

Number of New Businesses by Ethnic Group
Actions Reported Individually on SF279
Fiscal Year 1996 Through Fourth Quarter

	Women-Owned Small Business Firms	Women-Owned Small Disadvantaged Business Firms	Other Small Disadvantaged Business Firms
TOTAL DEFENSE	1,830	555	2,242
Subcontinent Asian (Asian-Indian) American	35	35	262
Asian Pacific American	61	61	272
Black American	167	167	508
Hispanic American	101	101	429
Native American	39	39	200
Other SDB (certified/ determined by SBA)	33	33	100
No Representation	104	104	426
Other	1,290	15	45

SECTION I
TOTAL FEDERAL VIEW

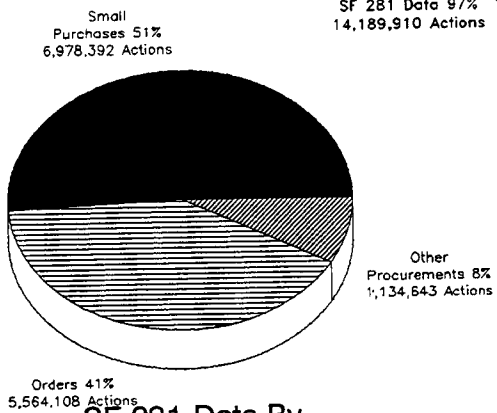
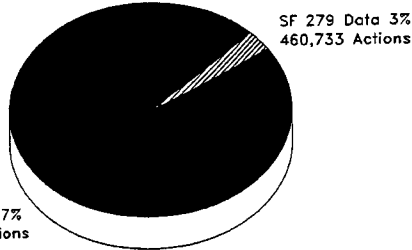
FEDERAL PROCUREMENT DATA SYSTEM
**FEDERAL CONTRACT ACTIONS AND DOLLARS
 BY EXECUTIVE DEPARTMENT AND AGENCY**
 Fiscal Year 1996 Through Fourth Quarter

	All Reported Actions			
	Actions	Percent of Actions	Dollars(000)	Percent of Dollars
TOTAL FEDERAL	14,650,638	100.000	197,579,149	100.000
Executive Office of the President	2,229	0.015	24,861	0.012
Department of Agriculture	886,892	6.054	2,812,215	1.423
Department of Commerce	68,755	0.469	922,166	0.466
Department of Defense	8,678,745	59.238	135,303,363	68.480
Department of Education	8,648	0.059	439,236	0.222
Department of Energy	21,491	0.146	16,172,623	8.185
Department of Health and Human Services	491,789	3.356	2,945,265	1.490
Department of Housing and Urban Development	7,965	0.054	250,831	0.126
Department of the Interior	311,708	2.127	1,158,916	0.586
Department of Justice	560,701	3.827	2,641,140	1.336
Department of Labor	13,784	0.094	856,448	0.433
Department of State	121,656	0.830	957,221	0.484
Department of Transportation	122,460	0.835	3,377,860	1.709
Department of the Treasury	57,159	0.390	1,841,798	0.982
Department of Veterans Affairs	1,910,861	13.042	4,165,419	2.108
Agency for International Development	6,281	0.042	715,668	0.362
American Battle Monuments Commission	14,184	0.096	11,401	0.005
Commission on Civil Rights	452	0.003	330	0.000
Commodity Futures Trading Commission	1,021	0.006	15,280	0.007
Consumer Product Safety Commission	655	0.004	2,782	0.001
Corporation for National and Community Service	1,628	0.011	6,748	0.003
Defense Nuclear Facilities Safety Board	103	0.000	378	0.000
Environmental Protection Agency	32,884	0.224	1,089,968	0.551
Equal Employment Opportunity Commission	5,523	0.037	37,067	0.018
Federal Communications Commission	1,359	0.009	3,669	0.001
Federal Election Commission	2,033	0.013	3,847	0.001
Federal Emergency Management Agency	1,887	0.012	194,727	0.098
Federal Energy Regulatory Commission	319	0.002	22,436	0.011
Federal Labor Relations Authority	125	0.000	505	0.000
Federal Maritime Commission	184	0.001	323	0.000
Federal Mediation and Conciliation Service	1,002	0.006	2,137	0.001
Federal Mine Safety and Health Review Commission	548	0.003	1,041	0.000
Federal Trade Commission	966	0.006	8,384	0.004
General Services Administration	865,941	5.910	6,336,164	3.206
International Trade Commission	279	0.001	1,275	0.000
Interstate Commerce Commission	174	0.001	1,033	0.000
John F. Kennedy Center	165	0.001	5,602	0.002
Merit Systems Protection Board	2,591	0.017	2,056	0.001
National Aeronautics and Space Administration	58,442	0.398	11,492,048	5.816
National Archives and Records Administration	4,436	0.030	8,574	0.004
National Capital Planning Commission	166	0.001	568	0.000
National Foundation on the Arts	230	0.001	2,469	0.001
National Foundation on the Humanities	753	0.005	1,717	0.000
National Gallery of Art	3,166	0.021	12,569	0.006
National Labor Relations Board	1,041	0.007	7,154	0.003
National Mediation Board	340	0.002	1,648	0.000
National Science Foundation	1,196	0.008	127,027	0.064
National Transportation Safety Board	740	0.005	445	0.000
Nuclear Regulatory Commission	2,811	0.019	89,261	0.045
Occupational Safety and Health Review Commission	375	0.002	551	0.000
Office of Personnel Management	11,874	0.081	78,643	0.039
Peace Corps	16,038	0.109	30,153	0.015
Railroad Retirement Board	3,268	0.022	9,371	0.004
Securities and Exchange Commission	2,493	0.017	40,362	0.020
Selective Service System	934	0.006	1,637	0.000
Small Business Administration	972	0.006	1,481	0.000
Smithsonian Institution	20,556	0.140	115,308	0.058
Social Security Administration	187,025	1.276	544,329	0.275
Tennessee Valley Authority	105,780	0.721	2,395,200	1.212
U. S. Soldiers and Airmens Home	5,621	0.038	16,839	0.008
U. S. Trade & Development Agency	233	0.001	5,053	0.002
United States Arms Control and Disarmament Agency	241	0.001	5,233	0.002
United States Holocaust Memorial Museum	0	0.000	0	0.000
United States Information Agency	16,680	0.113	159,326	0.080

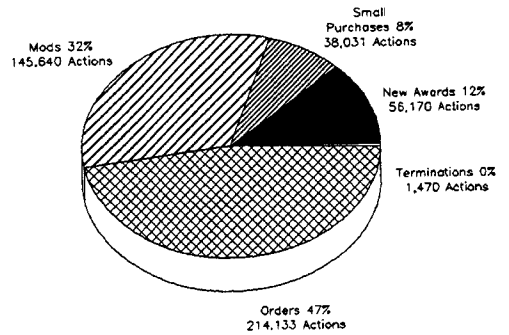
Actions Reported Individually on SF279				Actions Reported in Summary on SF281			
Actions	Percent of Actions	Dollars (000)	Percent of Dollars	Actions	Percent of Actions	Dollars (000)	Percent of Dollars,
460,733	100.000	178,607,943	100.000	14,189,905	100.000	18,971,206	100.000
139	0.030	18,085	0.010	2,090	0.014	6,776	0.035
14,511	3.149	2,318,600	1.298	872,481	6.148	493,615	2.601
5,229	1.134	780,810	0.437	63,526	0.447	141,356	0.745
254,440	55.225	122,680,915	68.687	8,424,305	59.368	12,622,448	66.534
929	0.201	426,124	0.238	7,719	0.054	13,112	0.069
5,356	1.162	16,132,608	9.032	16,135	0.113	40,015	0.210
7,391	1.604	2,406,805	1.347	484,398	3.413	538,460	2.838
540	0.117	232,608	0.130	7,425	0.052	18,223	0.096
12,175	2.642	808,567	0.452	299,533	2.110	350,349	1.846
19,472	4.226	2,036,271	1.140	541,229	3.814	604,869	3.188
1,635	0.354	827,105	0.463	12,148	0.085	29,343	0.154
3,040	0.659	673,925	0.377	118,616	0.835	283,296	1.493
15,136	3.285	3,104,755	1.738	107,324	0.756	273,105	1.439
10,075	2.186	1,780,552	0.996	47,084	0.331	161,246	0.849
29,116	6.319	2,395,394	1.341	1,881,745	13.261	1,770,025	9.330
1,372	0.297	694,828	0.389	4,909	0.034	20,840	0.109
0	0.000	0	0.000	14,184	0.099	11,401	0.060
0	0.000	0	0.000	452	0.003	330	0.001
60	0.013	13,649	0.007	961	0.006	1,631	0.008
28	0.006	626	0.000	627	0.004	2,154	0.011
2	0.000	497	0.000	1,626	0.011	6,251	0.032
0	0.000	0	0.000	103	0.000	378	0.001
5,655	1.227	999,655	0.559	27,229	0.191	90,313	0.476
494	0.107	32,777	0.018	5,029	0.035	4,290	0.022
40	0.008	1,219	0.000	1,319	0.009	2,450	0.012
30	0.006	1,902	0.001	2,003	0.014	1,945	0.010
850	0.184	189,286	0.105	1,037	0.007	5,441	0.028
115	0.024	21,121	0.011	204	0.001	1,315	0.006
0	0.000	0	0.000	125	0.000	505	0.002
0	0.000	0	0.000	184	0.001	323	0.001
0	0.000	0	0.000	1,002	0.007	2,137	0.011
0	0.000	0	0.000	548	0.003	1,041	0.005
117	0.025	4,592	0.002	849	0.005	3,792	0.019
42,099	9.137	5,472,791	3.064	823,842	5.805	863,373	4.550
27	0.005	307	0.000	252	0.001	968	0.005
5	0.001	886	0.000	169	0.001	147	0.000
31	0.006	5,125	0.002	134	0.000	477	0.002
4	0.000	317	0.000	2,587	0.018	1,739	0.009
17,149	3.722	11,303,502	6.328	41,293	0.291	188,546	0.993
53	0.011	5,558	0.003	4,383	0.030	3,016	0.015
1	0.000	80	0.000	165	0.001	488	0.002
13	0.002	1,995	0.001	217	0.001	474	0.002
8	0.001	540	0.000	745	0.005	1,177	0.006
15	0.003	7,856	0.004	3,151	0.022	4,713	0.024
60	0.013	5,148	0.002	981	0.006	2,006	0.010
181	0.039	1,274	0.000	159	0.001	374	0.001
130	0.028	123,249	0.069	1,066	0.007	3,778	0.019
0	0.000	0	0.000	740	0.005	445	0.002
696	0.151	84,225	0.047	2,115	0.014	5,036	0.026
0	0.000	0	0.000	375	0.002	551	0.002
2,494	0.541	60,905	0.034	9,380	0.066	17,738	0.093
146	0.031	8,401	0.004	15,892	0.111	21,752	0.114
62	0.013	6,313	0.003	3,206	0.022	3,058	0.016
149	0.032	30,709	0.017	2,344	0.016	9,653	0.050
2	0.000	147	0.000	932	0.006	1,490	0.007
0	0.000	0	0.000	972	0.006	1,481	0.007
326	0.070	93,764	0.052	20,230	0.142	21,544	0.113
3,403	0.738	458,818	0.256	183,622	1.294	85,511	0.450
4,876	1.058	2,205,644	1.234	100,884	0.710	189,556	0.999
131	0.028	11,734	0.006	5,490	0.038	5,105	0.026
54	0.011	4,308	0.002	179	0.001	745	0.003
35	0.007	3,959	0.002	206	0.001	1,274	0.006
0	0.000	0	0.000	0	0.000	0	0.000
636	0.138	127,110	0.071	16,044	0.113	32,216	0.169

FEDERAL PROCUREMENT DATA SYSTEM
SF279/SF281 COMPARISONS
 Fiscal Year 1996 Through Fourth Quarter

ACTIONS

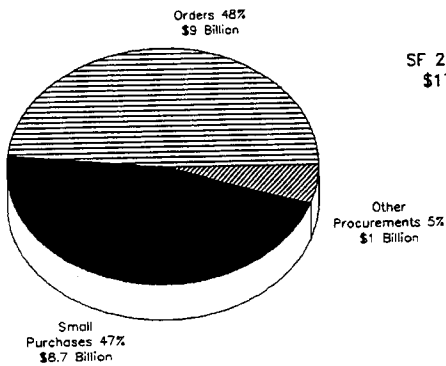
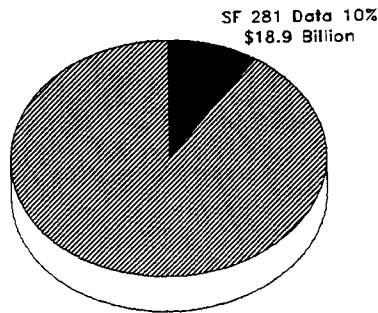


SF 281 Data By Procurement Methods

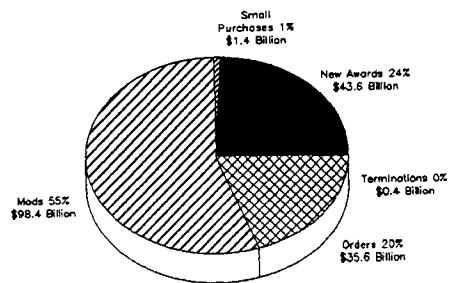


SF 279 Data by Kind of Contract Action

DOLLARS



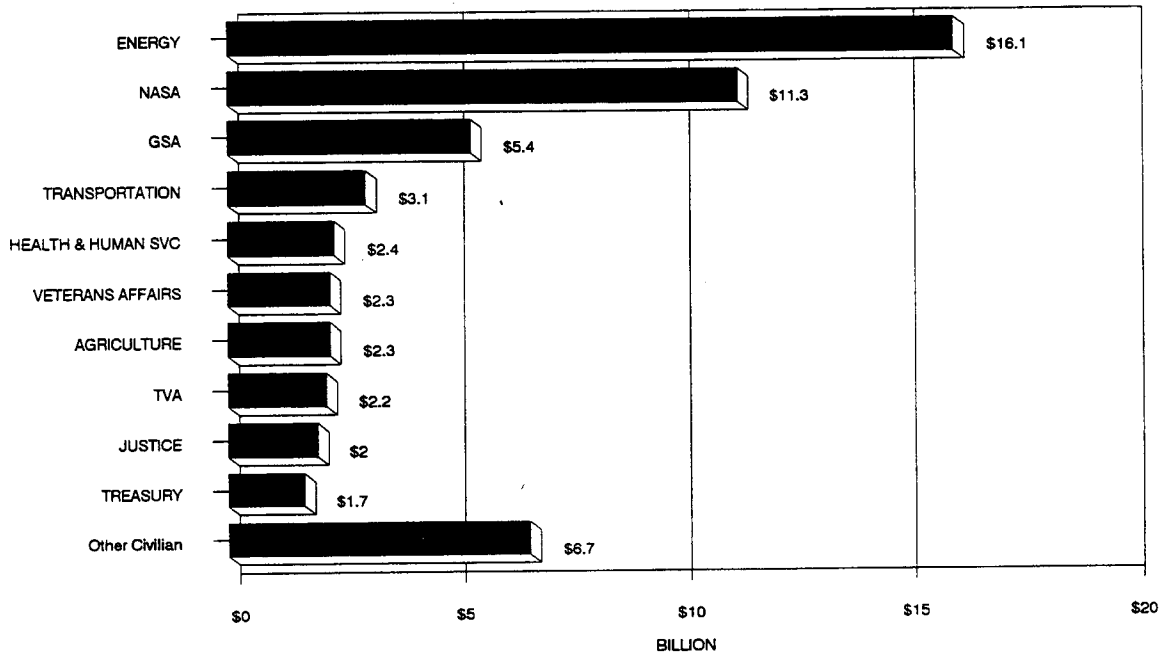
SF 281 Data By Procurement Methods



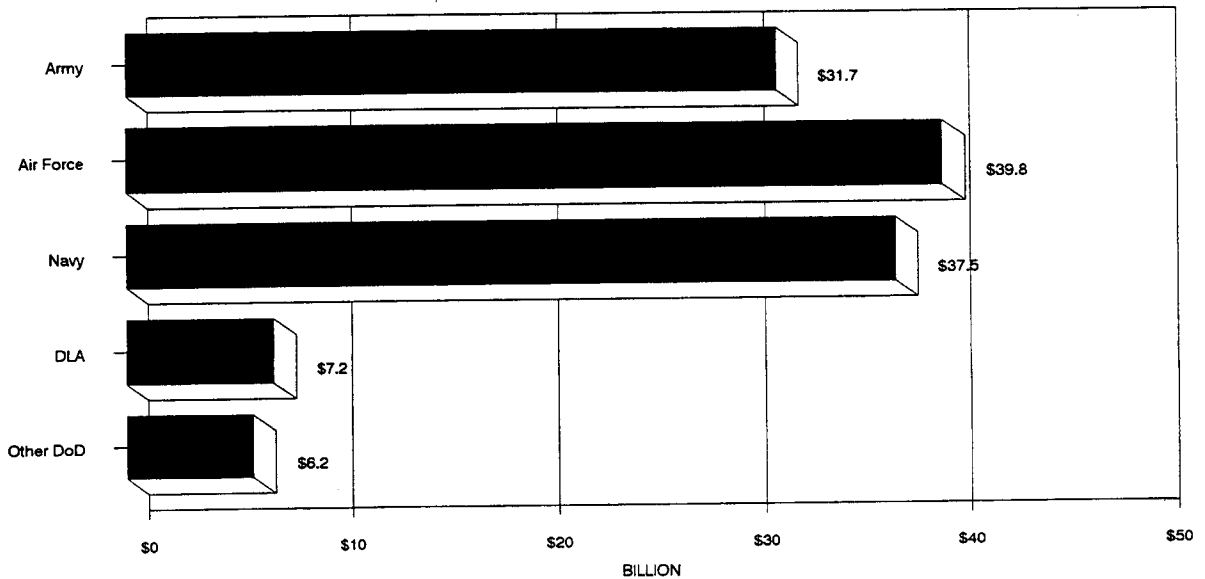
SF 279 Data by Kind of Contract Action

FEDERAL PROCUREMENT DATA SYSTEM
CONTRACT DOLLARS BY EXECUTIVE DEPARTMENTS AND AGENCIES
 Actions Reported Individually on SF279
 Fiscal Year 1996 Through Fourth Quarter

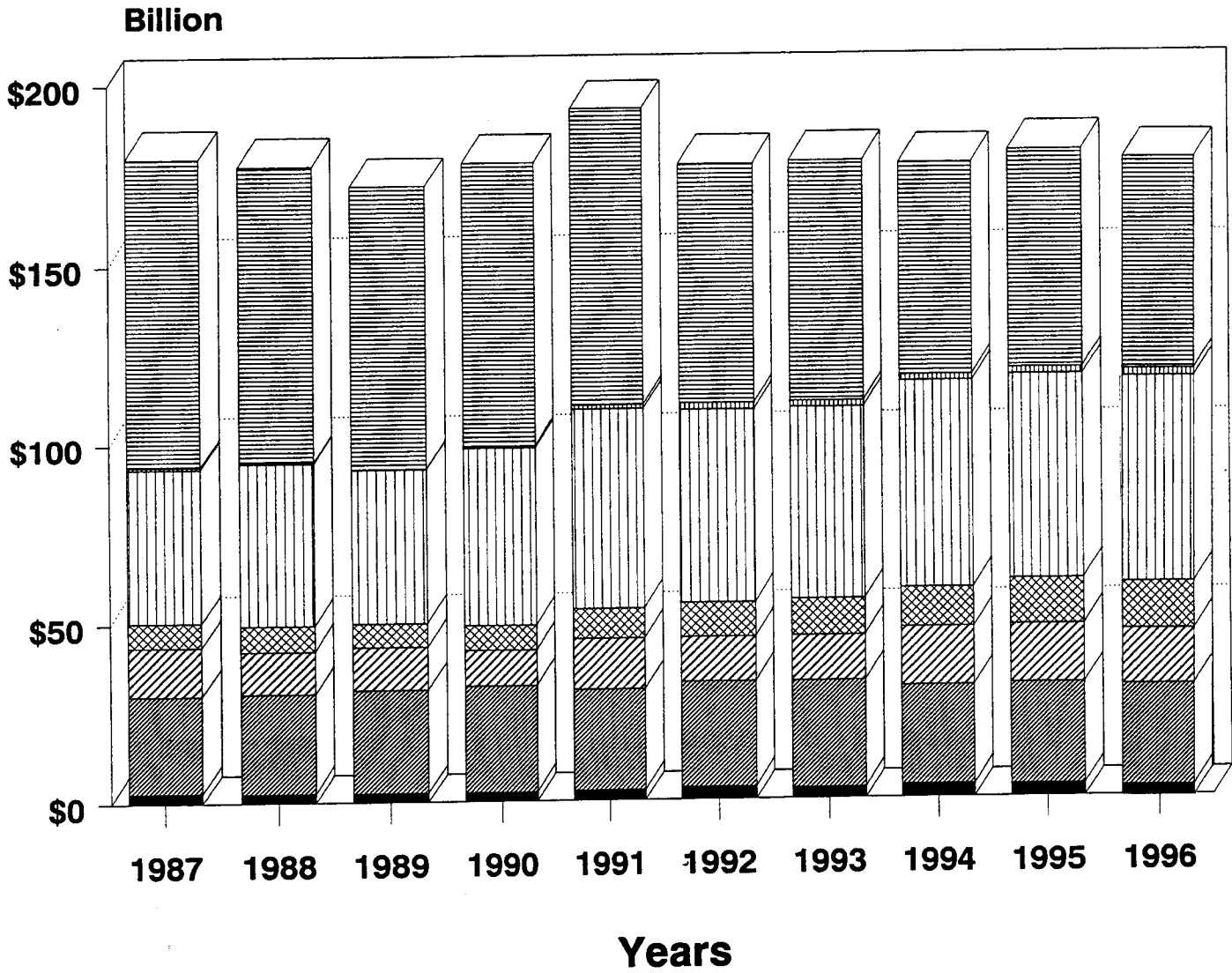
CIVILIAN AGENCIES
 TOTAL DOLLARS \$55.9 BILLION



DEPARTMENT OF DEFENSE
 TOTAL DOLLARS \$122.6 BILLION



FEDERAL PROCUREMENT DATA SYSTEM
FEDERAL PROCUREMENT BY MAJOR PRODUCT/SERVICE CATEGORY
 Actions Reported Individually on SF279
 Fiscal Year 1996 Through Fourth Quarter



FEDERAL PROCUREMENT DATA SYSTEM
RESEARCH AND DEVELOPMENT SUMMARY - BY R & D CATEGORY
Actions Reported Individually on SF279
Fiscal Year 1996 Through Fourth Quarter

	Year to Date	
	Number of Actions	Dollars (000)
TOTAL FEDERAL RESEARCH AND DEVELOPMENT	34,081	28,221,041
AA Agriculture	9	2,961
AB Community Services and Development	11	1,519
AC Defense Systems	9,794	14,611,846
AD Defense - Other	10,605	4,031,794
AE Economic Growth and Productivity	352	149,866
AF Education	153	74,725
AG Energy	515	513,150
AH Environmental Protection	597	120,364
AJ General Science and Technology	945	232,866
AK Housing	1	2,700
AL Income Security	1	742
AM International Affairs and Cooperation	10	695
AN Medical	1,568	1,077,742
AP Natural Resources	107	11,490
AQ Social Services	3	379
AR Space	4,207	4,601,077
AS Transportation, Modal	105	46,646
AT Transportation, General	435	97,459
AV Mining	59	1,005
AZ Other Research and Development	4,604	2,642,015

OTHER SERVICES AND CONSTRUCTION - SUMMARY BY SERVICE CATEGORY
Actions Reported Individually on SF279
Fiscal Year 1996 Through Fourth Quarter

	Year to Date	
	Number of Actions	Dollars (000)
TOTAL FEDERAL OTHER SERVICES AND CONSTRUCTION	263,731	85,595,183
B Special Studies and Analyses - Not R&D	4,568	1,211,720
C Architect and Engineering Services - Construction	19,551	3,235,910
D Automatic Data Processing and Telecommunications Services	25,587	7,162,819
F Natural Resources Management	7,929	1,708,949
G Social Services	1,856	424,262
H Quality Control, Testing and Inspection Services	1,396	352,564
J Maintenance, Repair, and Rebuilding of Equipment	20,393	7,002,657
K Modification of Equipment	1,172	1,175,150
L Technical Representation Services	1,742	1,092,771
M Operation of Government-Owned Facility	4,868	17,716,759
N Installation of Equipment	3,694	777,391
P Salvage Services	484	116,077
Q Medical Services	19,531	2,212,908
R Professional, Administrative and Management Support Services	39,340	14,787,148
S Utilities and Housekeeping Services	23,388	5,299,535
T Photographic, Mapping, Printing, and Publication Services	2,039	214,466
U Training Services	5,822	1,236,893
V Transportation and Travel	7,553	2,168,611
W Lease or Rental of Equipment	2,587	340,061
X Lease or Rental of Facilities	12,854	2,075,637
Y Construction of Structures and Facilities	18,004	7,873,586
Z Maintenance, Repair or Alteration of Real Property	39,373	7,409,309

FEDERAL PROCUREMENT DATA SYSTEM
SUPPLIES AND EQUIPMENT - SUMMARY BY FSC GROUP
 Actions Reported Individually on SF279
 Fiscal Year 1996 Through Fourth Quarter

	Year to Date	
	Number of Actions	Dollars (000)
TOTAL FEDERAL SUPPLIES AND EQUIPMENT	157,652	64,795,620
10 Weapons	823	928,709
11 Nuclear Ordnance	38	-3,260
12 Fire Control Equipment	724	415,827
13 Ammunition and Explosives	1,449	2,237,014
14 Guided Missiles	1,132	3,647,883
15 Aircraft and Airframe Structural Components	3,301	14,078,883
16 Aircraft Components and Accessories	3,816	1,667,290
17 Aircraft Launching, Landing, and Ground Handling Equipment	387	263,699
18 Space Vehicles	303	1,422,957
19 Ships, Small Craft, Pontoons and Floating Docks	1,070	3,789,987
20 Ship and Marine Equipment	525	169,504
22 Railway Equipment	35	15,950
23 Ground Effect Vehicles, Motor Vehicles, Trailers, and Cycles	1,091	1,884,820
24 Tractors	132	27,398
25 Vehicular Equipment Components	1,343	565,481
26 Tires and Tubes	317	95,285
28 Engines, Turbines, and Components	3,368	2,561,636
29 Engine Accessories	1,425	216,744
30 Mechanical Power Transmission Equipment	793	111,011
31 Bearings	644	78,105
32 Woodworking Machinery and Equipment	26	2,299
34 Metalworking Machinery	465	44,049
35 Service and Trade Equipment	262	26,137
36 Special Industry Machinery	1,212	148,889
37 Agricultural Machinery and Equipment	173	9,944
38 Construction, Mining, Excavating, and Highway Maintenance Equipment	527	92,811
39 Materials Handling Equipment	852	237,055
40 Rope, Cable, Chain and Fittings	157	15,760
41 Refrigeration, Air Conditioning and Air Circulating Equipment	1,025	115,777
42 Fire Fighting, Rescue, and Safety Equipment	555	101,225
43 Pumps and Compressors	980	113,072
44 Furnace, Steam Plant, and Drying Equipment; and Nuclear Reactors	356	640,396
45 Plumbing, Heating, and Sanitation Equipment	224	26,026
46 Water Purification and Sewage Treatment Equipment	119	25,081
47 Pipe, Tubing, Hose and Fittings	1,036	100,776
48 Valves	1,259	106,444
49 Maintenance and Repair Shop Equipment	1,130	304,578
51 Hand Tools	692	46,515
52 Measuring Tools	72	7,002
53 Hardware and Abrasives	1,656	121,805

FEDERAL PROCUREMENT DATA SYSTEM
SUPPLIES AND EQUIPMENT - SUMMARY BY FSC GROUP-Continued
 Actions Reported in Summary on SF279
 Fiscal Year 1996 Through Fourth Quarter

	Year to Date	
	Number of Actions	Dollars (000)
54 Prefabricated Structures and Scaffolding	817	132,865
55 Lumber, Millwork, Plywood and Veneer	720	26,181
56 Construction and Building Materials	807	64,302
58 Communications, Detection, and Coherent Radiation Equipment	9,586	5,694,537
59 Electrical and Electronic Equipment Components	7,878	1,705,735
60 Fiber Optics Materials, Components, Assemblies, and Accessories	317	104,268
61 Electric Wire, and Power and Distribution Equipment	3,506	489,990
62 Lighting Fixtures and Lamps	674	51,261
63 Alarm, Signal, and Security Detection Systems	437	41,885
65 Medical, Dental, and Veterinary Equipment and Supplies	13,041	1,446,682
66 Instruments and Laboratory Equipment	6,043	964,425
67 Photographic Equipment	873	79,877
68 Chemicals and Chemical Products	1,371	201,207
69 Training Aids and Devices	744	781,593
70 General Purpose Automatic Data Processing Equipment	35,443	5,205,185
71 Furniture	7,691	607,824
72 Household and Commercial Furnishings and Appliances	1,657	85,776
73 Food Preparation and Serving Equipment	641	48,321
74 Office Machines, Text Processing Systems and Visible Record	561	42,027
75 Office Supplies and Devices	4,023	203,848
76 Books, Maps, and Other Publications	1,034	139,579
77 Musical Instruments, Phonographs and Home-type Radios	47	2,959
78 Recreational and Athletic Equipment	279	18,392
79 Cleaning Equipment and Supplies	387	19,012
80 Brushes, Paints, Sealers and Adhesives	452	22,237
81 Containers, packaging and Packing Supplies	1,626	173,579
83 Textiles, Leather, Furs, Apparel and Shoe Findings, Tents and Flags	1,040	140,387
84 Clothing, Individual Equipment, and Insignia	1,925	841,139
85 Toiletries	300	27,186
87 Agricultural Supplies	245	10,103
88 Live Animals	54	15,430
89 Subsistence	10,350	2,797,317
91 Fuels, Lubricants, Oils, and Waxes	2,912	4,993,256
93 Nonmetallic Fabricated Materials	956	120,372
94 Nonmetallic Crude Materials	88	215,072
95 Metal Bars, Sheets and Shapes	938	132,027
96 Ores, Minerals and Their Primary Products	291	282,052
99 Miscellaneous	2,360	403,595
E Purchase of Structures and Facilities	44	3,573

FEDERAL PROCUREMENT DATA SYSTEM
STANDARD INDUSTRIAL CLASSIFICATION (SIC) CODE SUMMARY - BY SIC GROUP

Actions Reported Individually on SF279
 Fiscal Year 1996 Through Fourth Quarter

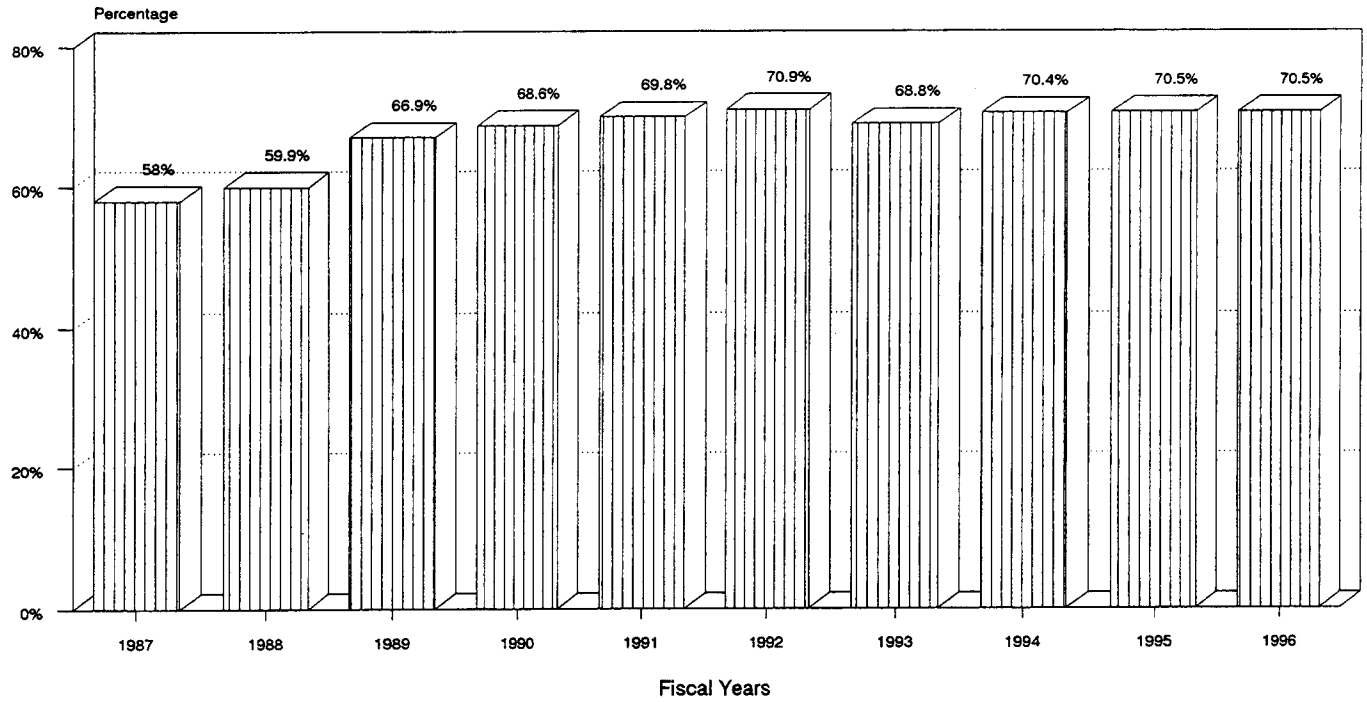
	Year to Date	
	Number of Actions	Dollars (000)
TOTAL FEDERAL	455,464	178,611,844
Agriculture, forestry, and fishing		
01 Agriculture production - crops	42	19,604
02 Agriculture production livestock and animal specialties	61	13,126
07 Agricultural services	1,255	161,145
08 Forestry	2,082	173,149
09 Fishing, hunting, and trapping	41	2,668
TOTAL	3,481	369,692
Mining		
10 Metal mining	14	7,695
12 Coal mining	612	816,087
13 Oil and gas extraction	279	110,989
14 Mining and quarrying of nonmetallic minerals, except fuels	209	59,338
TOTAL	1,114	994,109
Construction		
15 Building construction-general contractors and operative builders	23,941	7,957,975
16 Heavy construction other than building construction contractors	15,274	4,207,749
17 Construction-special trade contractors	18,732	2,584,341
TOTAL	57,947	14,730,065
Manufacturing		
20 Food and kindred products	8,191	2,786,756
21 Tobacco products	15	1,906
22 Textile mill products	1,642	157,219
23 Apparel and other finished products made from fabrics	1,789	696,839
24 Lumber and wood products, except furniture	891	47,124
25 Furniture and fixtures	8,198	631,099
26 Paper and allied products	2,883	280,405
27 Printing, publishing, and allied industries	1,389	501,468
28 Chemicals and allied products	4,290	1,092,741
29 Petroleum refining and related industries	545	2,672,573
30 Rubber and miscellaneous plastics products	1,799	219,106
31 Leather and leather products	294	132,266
32 Stone, clay, glass, and concrete products	643	78,945
33 Primary metal industries	1,718	267,954
34 Fabricated metal products, except machinery and transportation	8,236	6,422,849
35 Industrial and commercial machinery and computer equipment	33,722	5,206,820
36 Electronic, other electrical equipment and components, not computer	22,777	9,147,205
37 Transportation equipment	28,711	44,500,189
38 Measuring, analyzing, and controlling instruments	13,473	4,749,530
39 Miscellaneous manufacturing industries	2,823	505,551
TOTAL	144,029	80,078,545
Transportation, communications, electric, gas, and sanitary service		
40 Railroad transportation	212	184,621
41 Local and suburban transit and interurban passenger transportation	851	99,332
42 Motor freight transportation and warehousing	1,407	306,740
43 United States Postal Service	5	505
44 Water transportation	2,805	1,478,577
45 Transportation by air	2,892	1,099,256
46 Pipelines, except natural gas	32	3,985
47 Transportation services	519	113,696
48 Communications	9,736	2,573,277
49 Electric, gas, and sanitary services	10,856	2,470,836
TOTAL	29,315	8,330,825

FEDERAL PROCUREMENT DATA SYSTEM
**STANDARD INDUSTRIAL CLASSIFICATION (SIC) CODE SUMMARY - BY SIC
 GROUP - Continued**

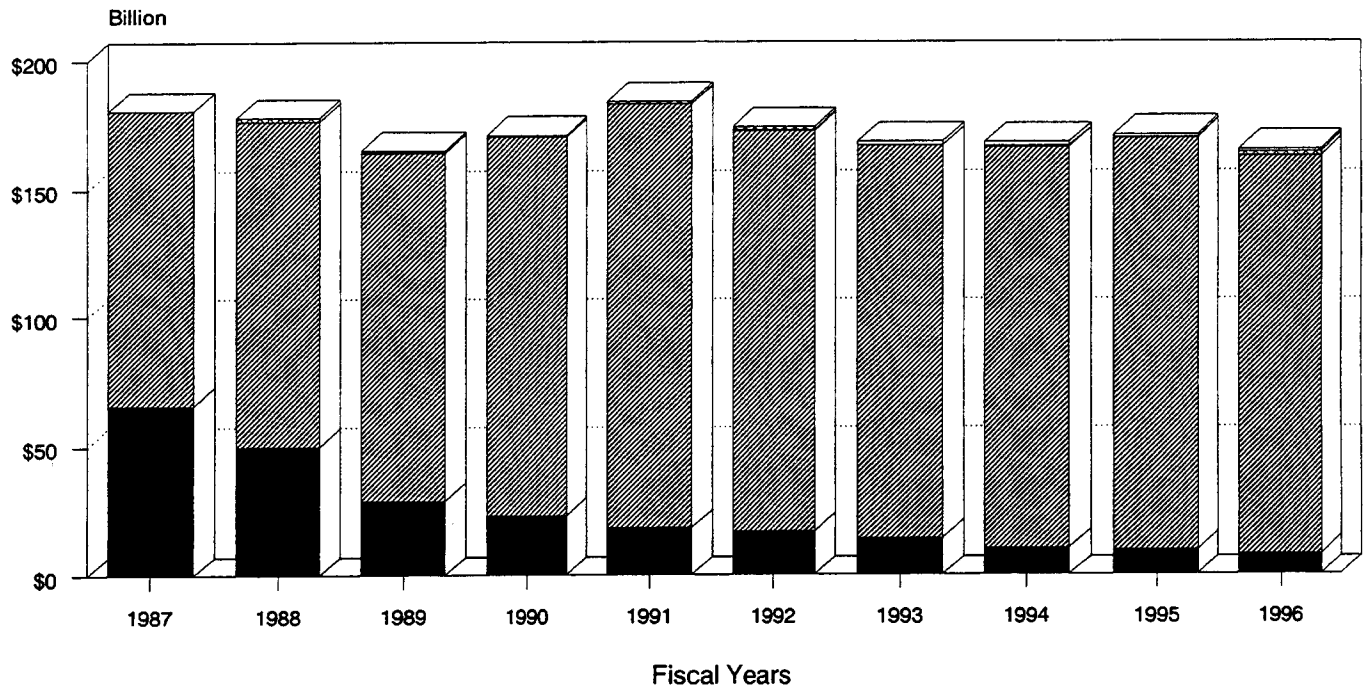
Actions Reported in Summary on SF279
 Fiscal Year 1996 Through Fourth Quarter

	Year to Date	
	Number of Actions	Dollars (000)
Wholesale trade		
50 Wholesale trade-durable goods	13,169	1,742,169
51 Wholesale trade-nondurable goods	10,696	1,826,571
TOTAL	23,865	3,568,740
Retail trade		
52 Building materials, hardware, garden supply, and mobile home dealer	195	10,605
53 General merchandise stores	34	2,911
54 Food stores	44	7,483
55 Automotive dealers and gasoline service stations	50	3,735
56 Apparel and accessory stores	10	785
57 Home furniture, furnishings, and equipment stores	1,181	116,893
58 Eating and drinking places	985	362,078
59 Miscellaneous retail	478	35,244
TOTAL	2,977	539,734
Finance, insurance, and real estate		
60 Depository institutions	17	614
61 Nondepository credit institutions	3	197
62 Security and commodity brokers, dealers, exchanges, and services	12	5,203
63 Insurance carriers	299	288,354
64 Insurance agents, brokers, and service	207	144,210
65 Real estate	14,253	1,975,951
67 Holding and other real investment offices	5	50
TOTAL	14,796	2,414,579
Services		
70 Hotels, rooming houses, camps, and other lodging places	1,244	60,845
72 Personal services	826	77,235
73 Business services	44,316	11,079,589
75 Automotive repair, services, and parking	659	87,643
76 Miscellaneous repair services	3,837	584,646
78 Motion pictures	460	55,709
79 Amusement and recreation services	204	12,842
80 Health services	19,364	2,179,983
81 Legal services	258	73,789
82 Educational services	3,268	1,612,820
83 Social services	2,113	502,259
84 Museums, art galleries, and botanical and zoological gardens	11	948
86 Membership organizations	238	90,443
87 Engineering, accounting, research, management, and related services	88,781	45,702,322
88 Private holdings	12	826
89 Miscellaneous services	10,028	4,028,238
TOTAL	175,619	66,150,137
Public administration		
91 Executive, legislative, and general government, except finance	375	28,106
92 Justice, public order, and safety	74	5,538
93 Public finance, taxation, and monetary policy	1	40
94 Administration of human resource programs	30	6,840
95 Administration of environmental quality and housing programs	170	126,021
96 Administration of economic programs	84	399,273
97 National security and international affairs	73	230,731
TOTAL	807	796,549
Nonclassifiable establishments		
99 Nonclassifiable establishments	1,514	638,869

**FEDERAL PROCUREMENT DATA SYSTEM
 PERCENTAGE OF PROCUREMENT DOLLARS AWARDED COMPETITIVELY
 SF279 and SF 281 Data**



**FEDERAL PROCUREMENT DATA SYSTEM
 COMPARISON OF PRE- AND POST-CICA ACTIONS**



- PRE-CICA
- CICA APPLICABLE
- SMALL PURCHASE
- NOT SUBJECT TO CICA
- Series 5
- Series 6

Government Purchase Card Statistics

Sales, Transactions and Cards

Fiscal Year 1996

AGENCY	SALES	TRANSACTIONS	CARDS
Agency for Int'l Development	\$2,055,475.59	1,789	174
Agriculture, Department of	\$93,521,118.84	378,190	11,473
Amtrak	\$95,706.73	269	14
Appalachian Reg. Comm.	\$175,660.69	576	8
Army, Department of	\$741,508,698.67	1,647,967	36,114
Commerce, Department of	\$73,060,120.61	206,391	5,614
Consumer Prod. Safety Comm	\$131,964.04	493	34
Corp. for Natural Service	\$519,476.21	2,375	73
Defense, Department	\$81,817,228.28	143,630	2,873
Education, Department of	\$4,451,715.89	8,397	222
EIB Headquarters	\$29,777.84	109	9
Energy, Department of	\$88,513,387.87	180,684	4,451
Environmental Protection Agy	\$14,395,462.35	34,507	1,321
Equal Employment Opport Com	\$165,743.99	737	47
Exec Ofc of President	\$1,550,885.12	3,575	137
Farm Credit Admin	\$218,488.20	325	5
Federal Communication Comm	\$1,512,224.99	4,234	167
Federal Deposit Ins. Corp.	\$836,071.64	1,994	164
Federal Emergency Mgmt Agy	\$11,000,434.79	13,412	380
Federal Labor Relations Auth	\$109,784.28	386	14
Federal Mediation/Conc. Serv.	\$63,003.69	469	18
Federal Trade Commission	\$1,077,940.25	2,650	61
Gen. Serv. Administration	\$28,876,622.79	76,767	2,499
Govt of Virgin Islands	\$299,839.59	521	17
Government Printing Office	\$110,924.23	1,002	46
Health & Human Service	\$39,404,920.57	108,503	3,402
Housing & Urban Development	\$4,913,472.51	10,386	312
Interior, Department of	\$135,894,074.09	473,830	14,584
Int'l Trade Commission	\$211,097.56	599	9
Justice, Department of	\$73,418,314.54	188,287	7,810
Labor, Department of	\$7,581,326.45	26,377	1,058
Library of Congress	\$1,298,183.37	2,728	38
Merit Sys Protection Board	\$139,095.88	527	27
Misc Independent Agencies	\$2,618,901.16	6,102	139
Natl Aeron & Space Admin	\$35,615,192.53	59,013	2,098
Natl Archives & Record Admin	\$1,535,777.56	5,290	144
Natl Credit Union Admin	\$52,278.41	298	18
Natl Fnds Arts /Human	\$414,628.83	983	15
Natl Labor Relations Board	\$96,790.11	721	60
Natl Science Foundation	\$1,439,057.00	4,342	116
Navy, Department of	\$324,831,157.78	595,955	11,478
Office of Personnel Mgmt	\$2,647,641.72	5,856	182
Overseas Private Investment	\$17,334.19	172	10
Railroad Retirement Board	\$111,306.78	300	12
Resoluton Trust	\$162,273.34	377	1
Securities & Exchange Comm	\$770,515.50	1,016	31
Small Business Admin	\$588,638.36	2,205	130
Social Security Admin	\$19,000,605.25	31,570	2,658
State Dept./Foreign Affairs	\$240,420.45	423	79
State, Department of	\$10,958,303.18	18,938	371
Transportation, Department of	\$172,585,681.35	506,864	15,812
Treasury, Department	\$77,745,902.41	333,025	13,074
US Air Force	\$274,319,936.10	739,067	24,211
US Courts	\$1,705,207.29	6,800	277
US Information Agency	\$3,413,666.11	6,511	135
US Nuclear Regulatory	\$1,889,852.10	3,323	96
US Postal Service	\$299,250,142.67	848,190	18,380
US Senate	\$101,946.66	127	14
US Tax Court	\$30,131.06	129	1
VA Prime Vendor	\$195,918.98	55	6
Veterans Administration	\$273,071,155.18	627,540	26,572
Program Totals FY 96	\$2,914,368,604.20	7,327,878	209,295

THIS CHART WAS PROVIDED BY THE SERVICE ACQUISITION
CENTER OF THE FEDERAL SUPPLY SERVICE, GSA

* These figures are not included in any other parts of the FPR

FEDERAL PROCUREMENT DATA SYSTEM
TOP 100 FEDERAL CONTRACTORS
 Actions Reported Individually on SF279
 Fiscal Year 1996 Through Fourth Quarter

	CURRENT YEAR'S DOLLARS (000)	PERCENT OF DOLLARS	PRIOR YEAR'S DOLLARS (000)	PERCENT OF DOLLARS
TOTAL FEDERAL	178,608,641	100.00	181,049,086	100.00
TOP 100 SUBTOTAL	102,906,069	57.62	94,328,841	52.10
1 LOCKHEED MARTIN CORPORATION	16,333,862	9.14	16,169,770	8.93
2 MCDONNELL DOUGLAS CORPORATION	12,532,043	7.02	8,535,466	4.71
3 GENERAL MOTORS CORPORATION	5,704,308	3.19	3,507,488	1.94
4 WESTINGHOUSE ELECTRIC CORP	4,019,976	2.25	4,153,142	2.29
5 BOEING COMPANY THE	3,481,962	1.95	3,374,923	1.86
6 RAYTHEON COMPANY	3,441,808	1.93	3,495,221	1.93
7 CALIFORNIA UNIVERSITY OF	3,059,939	1.71	2,339,108	1.29
8 NORTHROP GRUMMAN CORPORATION	2,786,963	1.56	3,247,581	1.79
9 GENERAL DYNAMICS CORPORATION	2,701,393	1.51	2,394,818	1.32
10 UNITED TECHNOLOGIES CORPORATION	2,642,469	1.48	2,095,029	1.16
11 ROCKWELL INTERNATIONAL CORP	2,416,182	1.35	2,065,315	1.14
12 GENERAL ELECTRIC COMPANY	1,936,531	1.08	2,706,048	1.49
13 LITTON INDUSTRIES INC	1,766,702	.99	1,272,217	.70
14 TRW INC	1,504,384	.84	1,604,101	.89
15 BECHTEL GROUP INC	1,486,463	.83	690,017	.38
16 SCIENCE APPLICATIONS INTL CORP	1,334,655	.75	1,273,471	.70
17 SANDIA CORPORATION	1,285,800	.72	1,297,788	.72
18 COMPUTER SCIENCES CORPORATION	1,281,218	.72	1,206,651	.67
19 TEXTRON INC	1,270,328	.71	1,161,953	.64
20 ALLIEDSIGNAL INC	1,204,634	.67	1,132,251	.63
21 CALIFORNIA INSTITUTE OF TECH	1,203,572	.67	1,155,113	.64
22 AT&T CORPORATION	942,873	.53	703,546	.39
23 UNITED DEFENSE LP	912,124	.51	652,642	.36
24 INTERNATIONAL BUS MCHS CORP	753,527	.42	988,573	.55
25 UNISYS CORPORATION	748,577	.42	534,949	.30
26 ITT CORPORATION	714,468	.40	623,543	.34
27 DYNCORP	637,145	.36	723,396	.40
28 GTE CORPORATION	631,335	.35	699,234	.39
29 TRACOR INC	619,675	.35	594,413	.33
30 HALLIBURTON COMPANY	597,464	.33	315,123	.17
31 BLACK & DECKER CORPORATION	587,582	.33	577,414	.32
32 KAISER HILL CO LLC	565,729	.32	228,831	.13
33 BATTELLE MEMORIAL INSTITUTE	560,505	.31	713,360	.39
34 UNITED SPACE ALLIANCE LLC	544,424	.30	529,810	.29
35 TEXAS INSTRUMENTS INCORPORATED	531,655	.30	569,164	.31
36 BDM INTERNATIONAL INC	501,700	.28	463,838	.26
37 CHICAGO UNIVERSITY OF	491,139	.27	537,652	.30
38 LOGICON INC	481,718	.27	356,259	.20
39 MITRE CORPORATION	461,904	.26	468,467	.26
40 HARRIS CORPORATION	460,254	.26	496,631	.27
41 TENNECO INC	457,365	.26	3,750,946	2.07
42 ALLIANT TECHSYSTEMS INC	456,054	.26	389,663	.21
43 AETNA LIFE & CASUALTY CO	452,751	.25	672,026	.37
44 THIOKOL CORPORATION	451,286	.25	543,136	.30
45 EXXON CORPORATION	446,899	.25	468,506	.26
46 OLIN CORPORATION	436,610	.24	503,136	.28
47 CHRYSLER CORPORATION	427,287	.24	363,952	.20
48 ASSOCIATED UNIVERSITIES INC	400,281	.22	409,559	.23
49 MCDERMOTT INTERNATIONAL INC	397,943	.22	326,434	.18
50 MASON COMPANY	392,889	.22	354,168	.20

FEDERAL PROCUREMENT DATA SYSTEM
TOP 100 FEDERAL CONTRACTORS-Continued
 Actions Reported Individually on SF279
 Fiscal Year 1996 Through Fourth Quarter

	CURRENT YEAR'S DOLLARS (000)	PERCENT OF DOLLARS	PRIOR YEAR'S DOLLARS (000)	PERCENT OF DOLLARS
51 AMERISOURCE HEALTH CORPORATION	387,049	.22	339,762	.19
52 ROLL-ROYCE PLC	384,417	.21	359,018	.20
53 MOTOROLA INC	377,902	.21	359,415	.20
54 STANDARD MISSILE LLC	372,119	.21	6,122	.00
55 MASSACHUSETTS INST OF TECH	360,437	.20	401,704	.22
56 BELL ATLANTIC CORPORATION	341,603	.19	295,588	.16
57 FOUNDATION HEALTH CORPORATION	334,153	.19	151,863	.08
58 AVONDALE INDUSTRIES INC	331,712	.19	37,357	.02
59 RENCO GROUP INC THE	326,520	.18	127,813	.07
60 JOHNSON CONTROLS INC	319,741	.18	307,238	.17
61 LORAL CORPORATION	319,588	.18	704,878	.39
62 JOHNS HOPKINS UNIVERSITY	309,604	.17	318,141	.18
63 CANADIAN COMMERCIAL CORPORATION	305,887	.17	128,911	.07
64 FLUOR CORPORATION	303,782	.17	232,068	.13
65 NASSCO HOLDINGS INC	301,456	.17	154,076	.09
66 HONEYWELL INC	298,560	.17	326,531	.18
67 SVERDRUP CORPORATION THE	288,933	.16	209,189	.12
68 KAPL INC	281,828	.16	278,162	.15
69 DIGITAL EQUIPMENT CORPORATION	279,868	.16	248,189	.14
70 BOOZ ALLEN & HAMILTON INC	279,097	.16	326,411	.18
71 TURNER CORPORATION	277,870	.16	39,907	.02
72 LONGBOW LLC	273,788	.15	0	.00
73 WORLDCORP INC	270,875	.15	170,601	.09
74 STANFORD LELAND JUNIOR UNIV	267,929	.15	240,894	.13
75 OHM CORPORATION	266,889	.15	333,218	.18
76 CLARK ENTERPRISES INC	266,006	.15	203,207	.11
77 GUBMK CONSTRUCTORS	266,000	.15	0	.00
78 UNIVERSITIES RESEARCH ASSN	265,659	.15	292,791	.16
79 UNC INCORPORATED	252,917	.14	271,107	.15
80 FEDERAL EXPRESS CORPORATION	243,408	.14	303,606	.17
81 STONE & WEBSTER INCORPORATED	239,299	.13	40,228	.02
82 OHIO VALLEY ELECTRIC CORP	235,684	.13	299,919	.17
83 DRAPER CHARLES STARK LAB INC	233,427	.13	279,242	.15
84 PHILIP MORRIS COMPANIES INC	232,194	.13	136,587	.08
85 GENCORP INC	232,147	.13	176,741	.10
86 CSX CORPORATION	229,594	.13	272,029	.15
87 NICHOLS RESEARCH CORPORATION	225,783	.13	128,236	.07
88 GALAXY SCIENTIFIC CORP	223,816	.13	32,462	.02
89 BOEING SKRSKY COMANCHE TEAM JV	223,182	.12	372,555	.20
90 GENERAL ELECTRIC CO PLC THE	221,233	.12	149,662	.08
91 PROCTER & GAMBLE COMPANY THE	214,230	.12	171,674	.09
92 TELEDYNE INC	209,891	.12	336,333	.19
93 PHILIPP HOLZMANN AG	207,461	.12	266,284	.15
94 T I/MARTIN JAVELIN JOINT VENTR	207,321	.12	231,654	.13
95 ROYAL DUTCH SHELL GROUP	201,258	.11	206,898	.11
96 FEDERAL PRISON INDUSTRIES	194,690	.11	189,415	.10
97 FOSTER WHEELER CORPORATION	192,538	.11	128,610	.07
98 COMPUTER DATA SYSTEMS INC	190,852	.11	175,588	.10
99 OSHKOSH TRUCK CORPORATION	188,815	.11	130,693	.07
100 HUMANA INC	188,701	.11	422	.00

FEDERAL PROCUREMENT DATA SYSTEM
TOP 10 FEDERAL CONTRACTORS BY PRODUCT/SERVICE CATEGORY
 Actions Reported Individually on SF279
 Fiscal Year 1996 Through Fourth Quarter

	Number of Actions	Dollars (000)
I. Research and Development		
Dept. of Defense		
LOCKHEED MARTIN CORPORATION	1,154	5,209,389
MCDONNELL DOUGLAS CORPORATION	360	857,321
RAYTHEON COMPANY	352	804,086
TEXTRON INC	132	719,836
GENERAL MOTORS CORPORATION	454	698,276
TRW INC	412	475,417
NORTHROP GRUMMAN CORPORATION	208	445,753
ROCKWELL INTERNATIONAL CORP	296	428,224
GENERAL DYNAMICS CORPORATION	83	422,834
BOEING COMPANY THE	180	415,699
Civilian Agencies		
BOEING COMPANY THE	98	1,572,799
CALIFORNIA UNIVERSITY OF	96	353,559
ROCKWELL INTERNATIONAL CORP	59	340,049
GENERAL MOTORS CORPORATION	66	228,080
LOCKHEED MARTIN CORPORATION	216	214,339
MIDWEST RESEARCH INSTITUTE	22	161,934
GENERAL ELECTRIC COMPANY	80	152,953
TRW INC	55	93,424
MCDONNELL DOUGLAS CORPORATION	168	86,944
THOMAS SA	13	86,592
II. Construction		
Dept. of Defense		
OHM CORPORATION	304	199,235
CLARK ENTERPRISES INC	218	171,304
FEDERAL REPUBLIC OF GERMANY	493	156,201
PHILIPP HOLZMANN AG	514	146,734
HUNT BUILDING CORPORATION	75	141,779
FOSTER WHEELER CORPORATION	118	117,208
JACOBS ENGINEERING GROUP INC	91	108,314
HALLIBURTON COMPANY	533	100,334
TURNER CORPORATION	11	86,371
INTERNATIONAL TECHNOLOGY CORP	85	85,558
Civilian Agencies		
GUBMK CONSTRUCTORS	1	266,000
TURNER CORPORATION	51	191,499
UNITED TECHNOLOGIES CORP	14	155,307
PERINI CORPORATION	45	86,159
CADDELL CONSTRUCTION CO INC	24	83,232
BECHTEL GROUP INC	10	70,585
CENTEX CORPORATION	4	69,791
CLARK ENTERPRISES INC	132	59,056
GOLDEN EAGLE INDUSTRIES INC	1	57,432
HENSEL PHELPS CONSTRUCTION CO	32	51,150

FEDERAL PROCUREMENT DATA SYSTEM
TOP 10 FEDERAL CONTRACTORS BY PRODUCT/SERVICE CATEGORY
- Continued

Actions Reported Individually on SF279
 Fiscal Year 1996 Through Fourth Quarter

	Number of Actions	Dollars (000)
III. Supplies and Equipment		
Dept. of Defense		
MCDONNELL DOUGLAS CORPORATION	946	10,039,091
LOCKHEED MARTIN CORPORATION	1,255	4,342,477
GENERAL MOTORS CORPORATION	1,008	2,792,732
GENERAL DYNAMICS CORPORATION	407	1,974,158
UNITED TECHNOLOGIES CORP	1,497	1,781,660
NORTHROP GRUMMAN CORPORATION	722	1,710,022
LITTON INDUSTRIES INC	865	1,639,707
RAYTHEON COMPANY	663	1,064,208
BOEING COMPANY THE	554	727,926
GENERAL ELECTRIC COMPANY	1,003	706,966
Civilian Agencies		
THIOKOL CORPORATION	18	396,879
AMERISOURCE HEALTH CORPORATION	494	379,741
LOCKHEED MARTIN CORPORATION	51	379,262
GENERAL MOTORS CORPORATION	23	233,933
TRW INC	10	189,359
MCDERMOTT INTERNATIONAL INC	94	175,414
CHRYSLER CORPORATION	13	132,235
ARCH DANIELS MIDLAND CO	231	131,414
HARRIS CORPORATION	119	116,665
PEABODY COAL COMPANY	28	115,912
IV. ADP Services/Equipment		
Dept. of Defense		
GENERAL MOTORS CORPORATION	2,131	422,704
AT&T CORP	2,733	360,995
COMPUTER SCIENCES CORPORATION	747	337,573
LOCKHEED MARTIN CORPORATION	678	304,862
GTE CORPORATION	691	292,422
UNISYS CORPORATION	612	203,821
BLACK & DECKER CORPORATION	1,038	195,257
BOEING COMPANY THE	464	177,915
SCIENCE APPLICATIONS INTL CORP	205	122,225
INTERNATIONAL BUS MCHS CORP	335	119,286
Civilian Agencies		
LOCKHEED MARTIN CORPORATION	247	419,089
UNISYS CORPORATION	681	339,851
COMPUTER SCIENCES CORPORATION	428	339,815
INTERNATIONAL BUS MCHS CORP	1,127	339,130
COMPUTER DATA SYSTEMS INC	587	160,112
GENERAL MOTORS CORPORATION	220	160,063
AT&T CORP	1,142	104,553
NORTHROP GRUMMAN CORPORATION	93	94,968
TRW INC	160	87,381
BLACK & DECKER CORPORATION	204	84,534

FEDERAL PROCUREMENT DATA SYSTEM
TOP 10 FEDERAL CONTRACTORS BY PRODUCT/SERVICE CATEGORY
 - Continued

Actions Reported Individually on SF279
 Fiscal Year 1996 Through Fourth Quarter

	Number of Actions	Dollars (000)
V. Architect/Engineering		
Dept. of Defense		
TENNECO INC	55	108,745
PARSONS CORPORATION	207	73,924
GENERAL DYNAMICS CORPORATION	31	70,556
TALLEY INDUSTRIES INC	91	60,034
CH2M HILL CORPORATION	232	52,525
HARTFORD STEAM BOILER INSPECT	214	51,518
ALLISON ENGINE COMPANY INC	1	42,019
HALLIBURTON COMPANY	166	41,770
EA ENGINEERING SCIENCE & TECH	168	40,209
BLACK & DECKER CORPORATION	110	40,095
Civilian Agencies		
ZACHRY HB COMPANY	1	145,000
CH2M HILL CORPORATION	143	36,103
L E MYERS COMPANY	54	30,332
BECHTEL GROUP INC	18	27,806
HELLMUTH OBATA & KASSABAUM	69	17,204
ECOLOGY & ENVIRONMENT INC	46	15,832
INTEGRATED DESIGN & CNSTR	17	15,501
RAYTHEON COMPANY	6	14,979
URS CORPORATION	30	14,951
FOSTER WHEELER CORPORATION	73	14,876
VI. Other Services		
Dept. of Defense		
LOCKHEED MARTIN CORPORATION	1,728	1,931,339
RAYTHEON COMPANY	691	1,063,976
GENERAL MOTORS CORPORATION	543	958,198
MCDONNELL DOUGLAS CORPORATION	354	643,720
WESTINGHOUSE ELECTRIC CORP	211	630,805
GENERAL ELECTRIC COMPANY	275	533,165
SCIENCE APPLICATIONS INTL INC	1,458	502,798
DYNCORP	515	463,728
AETNA LIFE & CASUALTY CO	21	451,501
BOEING COMPANY THE	343	440,907
Civilian Agencies		
LOCKHEED MARTIN CORPORATION	251	2,612,459
WESTINGHOUSE ELECTRIC CORP	103	2,515,481
CALIFORNIA UNIVERSITY OF	80	2,072,548
SANDIA CORPORATION	13	1,285,800
BECHTEL GROUP INC	53	1,206,845
CALIFORNIA INSTITUTE OF TECH	13	1,188,298
ROCKWELL INTERNATIONAL CORP	331	642,112
ALLIEDSIGNAL INC	90	603,332
KAISER HILL CO LLC	18	565,729
UNITED SPACE ALLIANCE LLC	12	544,424

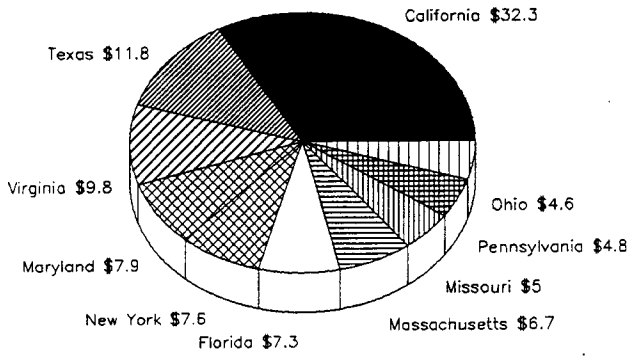
SECTION II
GEOGRAPHIC VIEW

FEDERAL PROCUREMENT DATA SYSTEM
FEDERAL PROCUREMENT BY STATE SUMMARY
 Actions Reported Individually on SF279
 Fiscal Year 1996 Through Fourth Quarter

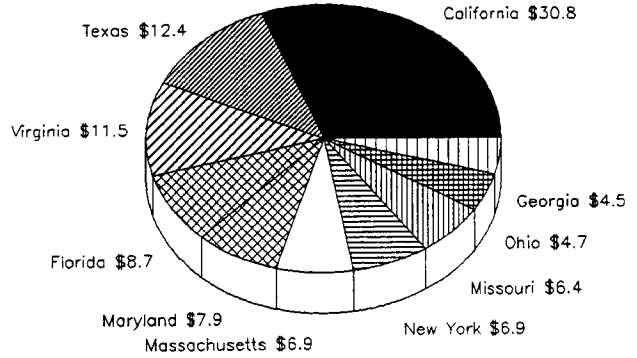
	DOLLARS (000)	PERCENT OF DOLLARS	DOLLAR RANK	RANK LAST FISCAL YEAR	RANK PER CAPITA
TOTAL FEDERAL	171,108,931	100.00			
Alabama	2,806,952	1.63	20	20	20
Alaska	775,269	.45	38	39	6
Arizona	3,340,942	1.94	18	19	10
Arkansas	367,946	.21	45	45	51
California	26,581,832	15.45	1	1	15
Colorado	4,350,551	2.52	13	15	7
Connecticut	2,970,182	1.72	19	18	13
Delaware	125,819	.07	51	51	49
District Of Columbia	4,489,055	2.60	10	14	1
Florida	7,587,045	4.41	6	5	23
Georgia	4,486,903	2.60	11	13	21
Hawaii	991,685	.57	33	37	14
Idaho	909,985	.52	36	34	12
Illinois	2,614,513	1.51	21	21	46
Indiana	1,883,371	1.09	26	29	35
Iowa	642,968	.37	39	38	45
Kansas	995,252	.57	32	31	31
Kentucky	1,776,060	1.03	28	23	26
Louisiana	1,950,670	1.13	25	24	28
Maine	853,350	.49	37	36	19
Maryland	8,298,220	4.82	5	4	5
Massachusetts	5,773,738	3.35	7	7	9
Michigan	1,816,384	1.05	27	27	48
Minnesota	1,319,053	.76	30	30	40
Mississippi	2,257,520	1.31	23	25	16
Missouri	10,343,814	6.01	4	6	4
Montana	230,899	.13	47	46	42
Nebraska	513,266	.29	41	43	36
Nevada	1,356,986	.78	29	35	8
New Hampshire	816,540	.35	40	41	24
New Jersey	3,352,095	1.94	17	16	29
New Mexico	3,623,888	2.10	16	17	2
New York	5,485,440	3.18	8	8	39
North Carolina	2,048,534	1.19	24	26	38
North Dakota	183,114	.10	49	49	43
Ohio	4,147,765	2.41	14	12	32
Oklahoma	1,092,503	.63	31	32	34
Oregon	496,735	.28	42	42	50
Pennsylvania	4,990,580	2.90	9	10	30
Rhode Island	374,819	.21	44	44	33
South Carolina	2,406,521	1.39	22	22	22
South Dakota	219,810	.12	48	47	37
Tennessee	4,118,941	2.39	15	9	17
Texas	13,199,982	7.67	3	3	18
Utah	913,366	.53	35	28	25
Vermont	266,937	.15	46	48	27
Virginia	14,255,885	8.28	2	2	3
Washington	4,417,481	2.56	12	11	11
West Virginia	445,946	.25	43	40	44
Wisconsin	979,425	.56	34	33	47
Wyoming	136,657	.07	50	50	41
U.S. Outlying Areas	925,727	.53			

**FEDERAL PROCUREMENT DATA SYSTEM
TOP 10 STATES BY PROCUREMENT FOR LAST 5 YEARS (Billions)
Actions Reported Individually on SF279**

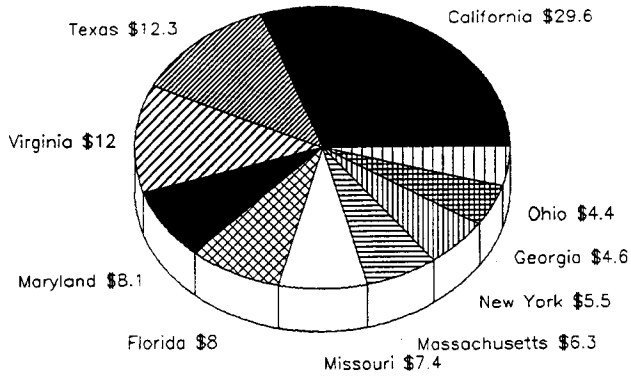
FISCAL YEAR 1992



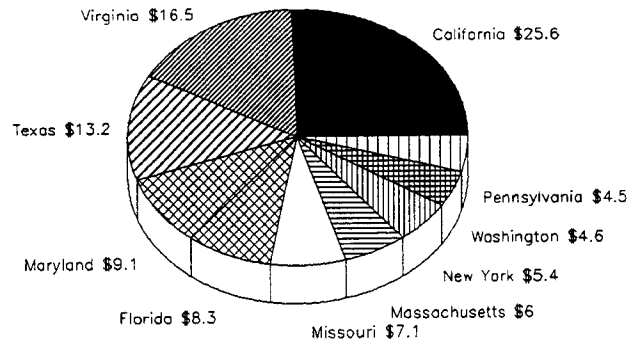
FISCAL YEAR 1993



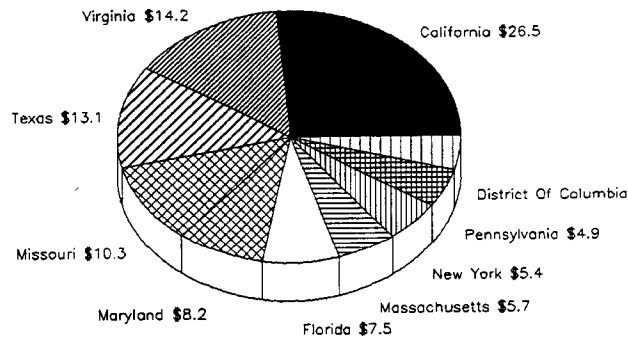
FISCAL YEAR 1994



FISCAL YEAR 1995



FISCAL YEAR 1996
(Year to Date)



FEDERAL PROCUREMENT DATA SYSTEM
FEDERAL PROCUREMENT DOLLARS FOR ALABAMA
 Fiscal Year 1996 to Date

Population 4,040,587
 Per Capita Procurement 695

Total Procurement By Place of Performance 2,806,952
 Rank Per Capita 20 Last Year 18

TOP FIVE COUNTIES					
NAME OF COUNTY	CIVILIAN AGENCIES		DEPARTMENT OF DEFENSE		TOTAL (000)
	SMALL DIS-ADVANTAGED (000)	OTHER (000)	SMALL DIS-ADVANTAGED (000)	OTHER (000)	
1. MADISON	42,927	591,190	232,050	869,747	1,735,914
2. MONTGOMERY	2,662	23,281	32,778	133,714	192,435
3. JEFFERSON	1,357	80,925	31,430	52,148	165,860
4. COFFEE	0	1,368	10,950	134,653	146,971
5. MOBILE	1,431	28,980	2,497	85,351	118,259
TOP FIVE AGENCIES WITH PLACE OF PERFORMANCE IN THIS STATE (000)					
1. DEPARTMENT OF DEFENSE					1,838,999
2. NATIONAL AERONAUTICS AND SPACE ADMINISTRATION					626,717
3. TENNESSEE VALLEY AUTHORITY					102,498
4. GENERAL SERVICES ADMINISTRATION					52,980
5. DEPARTMENT OF VETERANS AFFAIRS					50,649
TOP FIVE CONTRACTING OFFICES LOCATED IN THIS STATE (000)					
1 ARMY, MISSILE COMMAND, REDSTONE ARSENAL					3,050,095
2 NASA, MARSHALL SPACE FLIGHT CENTER					2,057,996
3 ARMY, STRATEGIC DEF CMD, HUNTSVILLE					1,354,029
4 ARMY, ENGINEER DIVISION, HUNTSVILLE					363,787
5 USAF, SSG/PK, GUNTER AFB					227,791
TYPE OF PRODUCT OR SERVICE	SMALL BUSINESS (000)	LARGE BUSINESS (000)	STATE & LOCAL GOV'T (000)	NON-PROFIT & OTHER (000)	TOTAL (000)
R & D	414,624	319,418	21,270	23,237	1,123,388
Construction	140,348	226,736	0	0	1,580,668
Supplies & Equipment	243,800	383,100	185	36,105	28,708
Services	324,616	651,414	7,253	14,846	74,188
TOTAL	1,123,388	1,580,668	28,708	74,188	2,806,952
TOP CONTRACTORS PERFORMING IN THIS STATE					
CIVILIAN AGENCIES CONTRACTORS	DOLLARS (000)	DEPARTMENT OF DEFENSE CONTRACTORS	DOLLARS (000)		
1. UNITED TECHNOLOGIES CORP	154,434	1. NICHOLS RESEARCH CORPORATION	139,678		
2. COMPUTER SCIENCES CORPORATION	111,050	2. DYNCORP	90,085		
3. BOEING COMPANY THE	79,505	3. TELEDYNE INC	80,083		
4. BAMS I INC	37,496	4. INTERGRAPH CORPORATION	78,231		
5. SPACEHAB INCORPORATED	37,494	5. COLSA CORPORATION	64,734		
6. TELEDYNE INC	35,987	6. LOGICON INC	46,987		
7. MCDONNELL DOUGLAS CORPORATION	29,644	7. DYNETICS INC	45,833		
8. BAMS I INC	27,222	8. SCIENCE APPLICATIONS INTL CORP	42,763		
9. WALKER DRUG COMPANY LLC	21,959	9. LOUISIANA LAND EXPLORATION THE	41,353		
10. MEVATEC CORPORATION	20,229	10. SYSTEMS ENGINEERING SOLUTIONS	37,588		

FEDERAL PROCUREMENT DATA SYSTEM
FEDERAL PROCUREMENT DOLLARS FOR ALASKA
 Fiscal Year 1996 to Date

Population 550,043

Total Procurement By Place of Performance 775,269

Per Capita Procurement 1,409

Rank Per Capita 6

Last Year 6

TOP FIVE COUNTIES					
NAME OF COUNTY	CIVILIAN AGENCIES		DEPARTMENT OF DEFENSE		TOTAL (000)
	SMALL DIS- ADVANTAGED (000)	OTHER (000)	SMALL DIS- ADVANTAGED (000)	OTHER (000)	
1. ANCHORAGE	6,561	48,407	39,122	178,153	272,243
2. FAIRBANKS NORTH	158	23,929	30,189	89,558	143,834
3. ALEUTIAN ISLAND	138	1,985	10,552	55,724	68,399
4. YUKON-KOYUKUK	68	3,829	7,164	56,474	67,535
5. KODIAK ISLAND	21,396	14,693	538	8,085	44,712
TOP FIVE AGENCIES WITH PLACE OF PERFORMANCE IN THIS STATE (000)					
1. DEPARTMENT OF DEFENSE					565,149
2. DEPARTMENT OF TRANSPORTATION					68,969
3. DEPARTMENT OF HEALTH AND HUMAN SERVICES					44,202
4. DEPARTMENT OF AGRICULTURE					36,166
5. GENERAL SERVICES ADMINISTRATION					18,335
TOP FIVE CONTRACTING OFFICES LOCATED IN THIS STATE (000)					
1 ARMY, ENGINEER DISTRICT, ANCHORAGE					177,791
2 USAF, 3 CONS/LGC, ELMENDORF AFB					107,430
3 ARMY, DIR OF CONTRACTING, FORT RICHARDSON					40,647
4 HHS, PUBLIC HEALTH SERVICE, ANCHORAGE					34,841
5 USAF, 343 CONS/LGC, EIESON AFB					32,666
TYPE OF PRODUCT OR SERVICE	SMALL BUSINESS (000)	LARGE BUSINESS (000)	STATE & LOCAL GOV'T (000)	NON- PROFIT & OTHER (000)	TOTAL (000)
R & D	578	6,602	4,943	2,345	339,094
Construction	155,833	191,245	1,852	64	384,253
Supplies & Equipment	76,199	28,756	1,616	29	29,260
Services	106,484	157,650	20,849	20,224	22,662
TOTAL	339,094	384,253	29,260	22,662	775,269
TOP CONTRACTORS PERFORMING IN THIS STATE					
CIVILIAN AGENCIES CONTRACTORS	DOLLARS (000)	DEPARTMENT OF DEFENSE CONTRACTORS	DOLLARS (000)		
1. PIQUINI MANAGEMENT CORPORATION	13,456	1. ARCTIC SLOPE REGIONAL CORP	40,184		
2. ERA AVIATION INC	10,873	2. PIQUINI MANAGEMENT CORPORATION	36,335		
3. CORNERSTONE CNSTR CO INC	8,201	3. ITT CORPORATION	27,676		
4. RED SAMM CONSTRUCTION INC	7,647	4. MORTENSON M A COMPANIES	26,809		
5. UNIVERSITY OF ALASKA	6,942	5. JACOBS ENGINEERING GROUP INC	25,607		
6. MANAGEMENT AND TRAINING CORP	6,633	6. HALLIBURTON COMPANY	19,450		
7. NORTH SLOPE BOROUGH	6,297	7. USIBELLI COAL MINE INC	18,400		
8. SOUTH COAST INC	5,886	8. RED SAMM CONSTRUCTION INC	15,323		
9. ELLIS-DON INC	5,483	9. HARRIS CORPORATION	14,467		
10. UKPEAGUIK INUPIAT CORPORATION	5,425	10. OSBORNE CONSTRUCTION COMPANY	14,411		

FEDERAL PROCUREMENT DATA SYSTEM
FEDERAL PROCUREMENT DOLLARS FOR ARIZONA
 Fiscal Year 1996 to Date

Population 3,666,228
 Per Capita Procurement 911

Total Procurement By Place of Performance 3,340,942
 Rank Per Capita 10 Last Year 15

TOP FIVE COUNTIES					
NAME OF COUNTY	CIVILIAN AGENCIES		DEPARTMENT OF DEFENSE		TOTAL (000)
	SMALL DIS-ADVANTAGED (000)	OTHER (000)	SMALL DIS-ADVANTAGED (000)	OTHER (000)	
1. MARICOPA	23,840	175,202	23,933	1,413,688	1,636,663
2. PIMA	12,216	68,961	13,276	1,187,430	1,281,883
3. COCHISE	45	2,901	31,124	171,649	205,719
4. LA PAZ	0	2,257	5,333	35,449	43,039
5. YUMA	1,735	10,847	4,787	23,890	41,259

TOP FIVE AGENCIES WITH PLACE OF PERFORMANCE IN THIS STATE (000)	
1. DEPARTMENT OF DEFENSE	2,921,102
2. DEPARTMENT OF HEALTH AND HUMAN SERVICES	86,463
3. DEPARTMENT OF VETERANS AFFAIRS	60,997
4. DEPARTMENT OF THE INTERIOR	57,818
5. NATIONAL AERONAUTICS AND SPACE ADMINISTRATION	54,885

TOP FIVE CONTRACTING OFFICES LOCATED IN THIS STATE (000)	
1 ARMY, INTELLIGENCE CENTER, FORT HUACHUCA	386,745
2 ARMY, INFORMATION SYS CMD, FORT HUACHUCA	302,077
3 HHS, PUBLIC HEALTH SERVICE, PHOENIX	56,148
4 ARMY, YUMA PROVING GROUND, YUMA	48,962
5 INTERIOR, BUR OF RECLAMATION, PHOENIX	39,168

TYPE OF PRODUCT OR SERVICE	SMALL BUSINESS (000)	LARGE BUSINESS (000)	STATE & LOCAL GOV'T (000)	NON-PROFIT & OTHER (000)	TOTAL (000)
R & D	32,000	335,081	14,415	95,441	353,897
Construction	134,409	143,662	450	1,197	2,073,796
Supplies & Equipment	68,690	1,228,165	115	712,682	75,482
Services	118,798	366,888	60,502	28,447	837,767
TOTAL	353,897	2,073,796	75,482	837,767	3,340,942

TOP CONTRACTORS PERFORMING IN THIS STATE			
CIVILIAN AGENCIES CONTRACTORS	DOLLARS (000)	DEPARTMENT OF DEFENSE CONTRACTORS	DOLLARS (000)
1. HUNT CORPORATION	28,287	1. GENERAL MOTORS CORPORATION	1,119,360
2. ALLIEDSIGNAL INC	25,688	2. MCDONNELL DOUGLAS CORPORATION	692,937
3. NAVAJO DIVISION OF HEALTH	19,547	3. MOTOROLA INC	202,706
4. HONEYWELL INC	16,334	4. ALLIEDSIGNAL INC	170,540
5. MCKESSON CORPORATION DELAWARE	15,002	5. LOCKHEED MARTIN CORPORATION	99,747
6. UNIVERSITY OF ARIZONA	13,202	6. TALLEY INDUSTRIES INC	38,203
7. TELEDYNE INC	12,010	7. TRIWEST HEALTHCARE ALLIANCE	32,415
8. GILA RIVER INDIAN COMMUNITY	11,435	8. SCIENCE APPLICATIONS INTL CORP	29,683
9. PHILIPP HOLZMANN AKTIENGESELLS	7,916	9. COMPUTER SCIENCES CORPORATION	29,035
10. GRANITE CONSTRUCTION INC	7,001	10. INTEROP JOINT VENTURE	20,004

FEDERAL PROCUREMENT DATA SYSTEM
FEDERAL PROCUREMENT DOLLARS FOR ARKANSAS
 Fiscal Year 1996 to Date

Population 2,350,725
 Per Capita Procurement 157

Total Procurement By Place of Performance 367,946
 Rank Per Capita 51 Last Year 51

TOP FIVE COUNTIES					
NAME OF COUNTY	CIVILIAN AGENCIES		DEPARTMENT OF DEFENSE		TOTAL (000)
	SMALL DIS- ADVANTAGED (000)	OTHER (000)	SMALL DIS- ADVANTAGED (000)	OTHER (000)	
1. PULASKI	1,578	32,309	16,287	29,267	79,441
2. OUACHITA	0	212	16,584	43,017	59,813
3. JEFFERSON	3,273	10,580	6,885	8,872	29,610
4. BENTON	0	3,558	33	17,958	21,549
5. GARLAND	119	16,243	159	4,183	20,704
TOP FIVE AGENCIES WITH PLACE OF PERFORMANCE IN THIS STATE (000)					
1. DEPARTMENT OF DEFENSE					249,336
2. GENERAL SERVICES ADMINISTRATION					37,000
3. DEPARTMENT OF AGRICULTURE					21,988
4. DEPARTMENT OF VETERANS AFFAIRS					15,949
5. DEPARTMENT OF HEALTH AND HUMAN SERVICES					14,316
TOP FIVE CONTRACTING OFFICES LOCATED IN THIS STATE (000)					
1 USAF, 314/CONS, LITTLE ROCK AFB					30,768
2 ARMY, PINE BLUFF ARSENAL					28,567
3 ARMY, ENGINEER DISTRICT LITTLE ROCK (CIVIL)					20,087
4 VA MEDICAL CENTER, NORTH LITTLE ROCK					15,966
5 ARMY, USPFO FOR ARKANSAS, LITTLE ROCK					9,922
TYPE OF PRODUCT OR SERVICE	SMALL BUSINESS (000)	LARGE BUSINESS (000)	STATE & LOCAL GOV'T (000)	NON- PROFIT & OTHER (000)	TOTAL (000)
R & D	312	-100	0	0	164,812
Construction	79,691	22,535	0	0	179,259
Supplies & Equipment	63,110	104,613	64	14,813	2,259
Services	21,699	52,211	2,195	6,803	21,616
TOTAL	164,812	179,259	2,259	21,616	367,946
TOP CONTRACTORS PERFORMING IN THIS STATE					
CIVILIAN AGENCIES CONTRACTORS	DOLLARS (000)	DEPARTMENT OF DEFENSE CONTRACTORS		DOLLARS (000)	
1. ALLIANCE RUBBER COMPANY	15,221	1. SEQUA CORPORATION	24,650		
2. FLYNCO INC	8,712	2. MUNRO & COMPANY INC	16,867		
3. ANDERSEN ARTHUR LLP	8,211	3. BIG BEAR OIL CO INC	13,193		
4. SEDALCO INC	5,837	4. PINE BLUFF SAND AND GRAVEL CO	12,172		
5. CARMON CONSTRUCTION INC	5,523	5. TYSON FOODS INC	10,542		
6. DEL-JEN INC	4,469	6. C M S DEFENSE SYSTEMS INC	9,830		
7. BIONETICS CORPORATION	3,724	7. ZODIAC SA	9,002		
8. NVT TECHNOLOGIES INC	3,199	8. ENTERGY CORPORATION	7,756		
9. FEDERAL PRISON INDUSTRIES	2,952	9. LOCKHEED MARTIN CORPORATION	7,600		
10. ENTERGY CORPORATION	2,842	10. DAIMLER-BENZ AG	6,615		

FEDERAL PROCUREMENT DATA SYSTEM
FEDERAL PROCUREMENT DOLLARS FOR CALIFORNIA
 Fiscal Year 1996 to Date

Population 29,760,021
 Per Capita Procurement 893

Total Procurement By Place of Performance 26,581,832
 Rank Per Capita 15 Last Year 14

TOP FIVE COUNTIES					
NAME OF COUNTY	CIVILIAN AGENCIES		DEPARTMENT OF DEFENSE		TOTAL (000)
	SMALL DIS-ADVANTAGED (000)	OTHER (000)	SMALL DIS-ADVANTAGED (000)	OTHER (000)	
1. LOS ANGELES	36,854	2,625,912	128,927	7,092,659	9,884,352
2. ORANGE	11,411	228,625	45,448	3,420,689	3,706,173
3. SANTA CLARA	38,130	747,683	36,364	2,638,023	3,460,200
4. SAN DIEGO	17,068	365,602	165,858	2,622,708	3,171,236
5. ALAMEDA	14,219	1,384,494	19,936	134,460	1,553,109
TOP FIVE AGENCIES WITH PLACE OF PERFORMANCE IN THIS STATE (000)					
1. DEPARTMENT OF DEFENSE					19,971,914
2. NATIONAL AERONAUTICS AND SPACE ADMINISTRATION					3,088,398
3. DEPARTMENT OF ENERGY					1,708,645
4. GENERAL SERVICES ADMINISTRATION					378,834
5. DEPARTMENT OF HEALTH AND HUMAN SERVICES					248,105
TOP FIVE CONTRACTING OFFICES LOCATED IN THIS STATE (000)					
1 ENERGY, SAN FRANCISCO OPS OFC, OAKLAND					1,584,450
2 USAF, SMC/PKY, LOS ANGELES					1,470,728
3 NASA, JET PROPULSION LAB, PASADENA					1,211,119
4 USAF, SMC/PKV2, LOS ANGELES					541,505
5 USAF, SMC/PKJ, LOS ANGELES					526,704
TYPE OF PRODUCT OR SERVICE	SMALL BUSINESS (000)	LARGE BUSINESS (000)	STATE & LOCAL GOV'T (000)	NON-PROFIT & OTHER (000)	TOTAL (000)
R & D	558,858	4,028,330	357,057	444,431	3,248,219
Construction	616,891	878,166	0	5,807	19,126,734
Supplies & Equipment	971,767	8,602,830	1,488	658,172	1,570,239
Services	1,100,703	5,617,408	1,211,694	1,528,230	2,636,640
TOTAL	3,248,219	19,126,734	1,570,239	2,636,640	26,581,832
TOP CONTRACTORS PERFORMING IN THIS STATE					
CIVILIAN AGENCIES CONTRACTORS	DOLLARS (000)	DEPARTMENT OF DEFENSE CONTRACTORS		DOLLARS (000)	
1. CALIFORNIA UNIVERSITY OF	1,302,643	1. MCDONNELL DOUGLAS CORPORATION		2,992,683	
2. CALIFORNIA INSTITUTE OF TECH	1,197,705	2. GENERAL MOTORS CORPORATION		2,905,421	
3. ROCKWELL INTERNATIONAL CORP	605,639	3. LOCKHEED MARTIN CORPORATION		1,972,349	
4. GENERAL MOTORS CORPORATION	301,546	4. NORTHROP GRUMMAN CORPORATION		1,301,334	
5. TRW INC	262,581	5. ROCKWELL INTERNATIONAL CORP		765,652	
6. STANFORD LELAND JUNIOR UNIV	249,659	6. TRW INC		601,758	
7. LOCKHEED MARTIN CORPORATION	179,568	7. AETNA LIFE & CASUALTY CO		450,511	
8. MCDONNELL DOUGLAS CORPORATION	164,948	8. SCIENCE APPLICATIONS INTL CORP		424,630	
9. SCIENCE APPLICATIONS INTL CORP	128,282	9. FOUNDATION HEALTH CORPORATION		333,611	
10. BECHTEL GROUP INC	127,083	10. LITTON INDUSTRIES INC		299,183	

FEDERAL PROCUREMENT DATA SYSTEM
FEDERAL PROCUREMENT DOLLARS FOR COLORADO
 Fiscal Year 1996 to Date

Population 3,294,394
 Per Capita Procurement 1,321

Total Procurement By Place of Performance 4,350,551
 Rank Per Capita 7 Last Year 7

TOP FIVE COUNTIES					
NAME OF COUNTY	CIVILIAN AGENCIES		DEPARTMENT OF DEFENSE		TOTAL (000)
	SMALL DIS- ADVANTAGED (000)	OTHER (000)	SMALL DIS- ADVANTAGED (000)	OTHER (000)	
1. DENVER	20,862	151,281	12,084	1,915,984	2,100,211
2. JEFFERSON	30,606	807,836	1,963	10,532	850,937
3. EL PASO	33,240	22,845	92,752	546,364	695,201
4. ARAPAHOE	6,936	65,427	4,413	242,060	318,836
5. BOULDER	8,745	170,462	0	70,941	250,148
TOP FIVE AGENCIES WITH PLACE OF PERFORMANCE IN THIS STATE (000)					
1. DEPARTMENT OF DEFENSE					3,010,286
2. DEPARTMENT OF ENERGY					824,976
3. GENERAL SERVICES ADMINISTRATION					162,280
4. DEPARTMENT OF THE INTERIOR					121,776
5. NATIONAL AERONAUTICS AND SPACE ADMINISTRATION					109,052
TOP FIVE CONTRACTING OFFICES LOCATED IN THIS STATE (000)					
1 DOD, CIV HLTH & MED PROG/UNIFORMED SVCS, AURORA					1,414,947
2 ENERGY, ROCKY FLATS OFFICE, GOLDEN					593,966
3 USAF, 21ST CONS/LGC, PETERSON AFB					222,446
4 ENERGY, GOLDEN FIELD OFFICE, GOLDEN					161,615
5 USAF, 50TH CONS/LSS/LXTC, FALCON AFB					86,707
TYPE OF PRODUCT OR SERVICE	SMALL BUSINESS (000)	LARGE BUSINESS (000)	STATE & LOCAL GOV'T (000)	NON- PROFIT & OTHER (000)	TOTAL (000)
R & D	61,779	2,064,182	9,111	185,187	571,089
Construction	156,291	130,407	449	800	3,549,445
Supplies & Equipment	105,457	157,444	86	4,995	13,042
Services	247,562	1,197,412	3,396	25,993	216,975
TOTAL	571,089	3,549,445	13,042	216,975	4,350,551
TOP CONTRACTORS PERFORMING IN THIS STATE					
CIVILIAN AGENCIES CONTRACTORS	DOLLARS (000)	DEPARTMENT OF DEFENSE CONTRACTORS	DOLLARS (000)		
1. KAISER HILL CO LLC	565,729	1. LOCKHEED MARTIN CORPORATION	2,060,520		
2. MIDWEST RESEARCH INSTITUTE	158,414	2. RAYTHEON COMPANY	82,293		
3. HENSEL PHELPS CONSTRUCTION CO	50,002	3. FLIGHTSAFETY INTERNATIONAL	78,572		
4. BALL CORPORATION	47,153	4. KAMAN CORPORATION	67,398		
5. COMPUTER SCIENCES CORPORATION	39,910	5. BLACK & DECKER CORPORATION	40,898		
6. LOCKHEED MARTIN CORPORATION	37,211	6. INTERNATIONAL BUS MCHS CORP	39,143		
7. NORTHERN NEF INC	31,204	7. TRW INC	25,828		
8. INTERNATIONAL BUS MCHC CORP	30,298	8. WMX TECHNOLOGIES INC	19,980		
9. PUBLIC SERVICE CO OF COLORADO	27,125	9. PACIFIC ARCHTCTS ENGINEERS INC	19,310		
10. UNIVERSITY OF COLORADO	16,348	10. STANFORD TELECOMMUNICATIONS	18,852		

FEDERAL PROCUREMENT DATA SYSTEM
FEDERAL PROCUREMENT DOLLARS FOR CONNECTICUT
 Fiscal Year 1996 to Date

Population 3,287,116
 Per Capita Procurement 904

Total Procurement By Place of Performance 2,970,182
 Rank Per Capita 13 Last Year 12

TOP FIVE COUNTIES					
NAME OF COUNTY	CIVILIAN AGENCIES		DEPARTMENT OF DEFENSE		TOTAL (000)
	SMALL DIS- ADVANTAGED (000)	OTHER (000)	SMALL DIS- ADVANTAGED (000)	OTHER (000)	
1. NEW LONDON	1,701	25,805	3,571	1,336,714	1,367,791
2. FAIRFIELD	392	126,665	930	856,522	984,509
3. HARTFORD	3,717	95,853	3,806	374,307	477,683
4. NEW HAVEN	658	26,894	3,111	64,744	95,407
5. LITCHFIELD	0	1,168	0	18,696	19,864

TOP FIVE AGENCIES WITH PLACE OF PERFORMANCE IN THIS STATE (000)	
1. DEPARTMENT OF DEFENSE	2,684,617
2. NATIONAL AERONAUTICS AND SPACE ADMINISTRATION	89,956
3. DEPARTMENT OF TRANSPORTATION	42,537
4. DEPARTMENT OF VETERANS AFFAIRS	41,981
5. UNITED STATES INFORMATION AGENCY	41,788

TOP FIVE CONTRACTING OFFICES LOCATED IN THIS STATE (000)	
1 NAVY, SHIPBUILDING CONVERSION, GROTON	35,261
2 TRANSPORTATION, COAST GUARD, NEW LONDON	17,729
3 VA MEDICAL CENTER, WEST HAVEN	15,291
4 JUSTICE, FEDERAL PRISON SYSTEM, DANBURY	3,899
5 VA MEDICAL CENTER, NEWINGTON	3,265

TYPE OF PRODUCT OR SERVICE	SMALL BUSINESS (000)	LARGE BUSINESS (000)	STATE & LOCAL GOV'T (000)	NON- PROFIT & OTHER (000)	TOTAL (000)
R & D	35,587	488,276	3,069	5,344	269,777
Construction	22,399	93,090	0	0	2,592,208
Supplies & Equipment	160,999	1,653,883	84	76,033	6,022
Services	50,792	356,959	2,869	20,798	102,175
TOTAL	269,777	2,592,208	6,022	102,175	2,970,182

TOP CONTRACTORS PERFORMING IN THIS STATE			
CIVILIAN AGENCIES CONTRACTORS	DOLLARS (000)	DEPARTMENT OF DEFENSE CONTRACTORS	DOLLARS (000)
1. UNITED TECHNOLOGIES CORP	64,065	1. UNITED TECHNOLOGIES CORP	1,207,639
2. MORGANTI INTERNATIONAL	41,754	2. GENERAL DYNAMICS CORPORATION	1,143,058
3. PHH CORPORATION	20,621	3. KAMAN CORPORATION	74,251
4. PHILIPS GLOEILAMPENFABRIEKEN NV	17,409	4. ANALYSIS & TECHNOLOGY INC	59,515
5. UNION CARBIDE CORPORATION	13,789	5. FOSTER WHEELER CORPORATION	53,387
6. O & G INDUSTRIES INC	8,180	6. ALLIEDSIGNAL INC	38,307
7. CUMMINS ENGINE COMPANY INC	7,253	7. TEXTRON INC	29,786
8. FRED BRUNOLI & SONS	5,225	8. GENERAL MOTORS CORPORATION	20,864
9. MARION CONSTRUCTION CO INC	4,636	9. MYSTECH ASSOCIATES INC	18,685
10. ARAMARK CORPORATION	3,617	10. PRAXAIR INC	17,525

FEDERAL PROCUREMENT DATA SYSTEM
FEDERAL PROCUREMENT DOLLARS FOR DELAWARE
 Fiscal Year 1996 to Date

Population 666,168
 Per Capita Procurement 187

Total Procurement By Place of Performance 125,819
 Rank Per Capita 49 Last Year 47

TOP FIVE COUNTIES					
NAME OF COUNTY	CIVILIAN AGENCIES		DEPARTMENT OF DEFENSE		TOTAL (000)
	SMALL DIS- ADVANTAGED (000)	OTHER (000)	SMALL DIS- ADVANTAGED (000)	OTHER (000)	
1. KENT	113	1,349	23,077	55,406	79,945
2. NEW CASTLE	83	22,566	788	21,234	44,671
3. SUSSEX	0	143	391	669	1,203
4.					
5.					
TOP FIVE AGENCIES WITH PLACE OF PERFORMANCE IN THIS STATE (000)					
1. DEPARTMENT OF DEFENSE					101,565
2. DEPARTMENT OF JUSTICE					7,294
3. GENERAL SERVICES ADMINISTRATION					5,303
4. TENNESSEE VALLEY AUTHORITY					2,871
5. DEPARTMENT OF TRANSPORTATION					2,045
TOP FIVE CONTRACTING OFFICES LOCATED IN THIS STATE (000)					
1 USAF, 436 CONS/LGC, DOVER AFB					33,370
2 VA MED/RO CENTER, WILMINGTON					3,853
3 ARMY, USPFO FOR DELAWARE, NEW CASTLE					546
4 AGRICULTURE, FARMERS HOME ADMIN, DOVER					147
5					
TYPE OF PRODUCT OR SERVICE	SMALL BUSINESS (000)	LARGE BUSINESS (000)	STATE & LOCAL GOV'T (000)	NON- PROFIT & OTHER (000)	TOTAL (000)
R & D	3,782	2,373	87	682	63,560
Construction	36,980	13,691	0	0	46,899
Supplies & Equipment	15,693	15,492	18	435	286
Services	7,105	15,343	181	13,957	15,074
TOTAL	63,560	46,899	286	15,074	125,819
TOP CONTRACTORS PERFORMING IN THIS STATE					
CIVILIAN AGENCIES CONTRACTORS	DOLLARS (000)	DEPARTMENT OF DEFENSE CONTRACTORS		DOLLARS (000)	
1. DU PONT E I DE NEMOURS AND CO	4,605	1. D & K CONSTRUCTION CO INC		9,643	
2. RACI HOLDING INC	3,064	2. RELIABLE MECHANICAL INC		8,989	
3. NUCLEAR MUTUAL LIMITED	2,838	3. CAESAR RODNEY SCHOOL DISTRICT		7,595	
4. ATLANTIC AVIATION	1,698	4. HACKNEY GROUP INC		6,050	
5. OGDEN CORPORATION	872	5. HEWLETT-PACKARD COMPANY		4,828	
6. HEWLETT-PACKARD COMPANY	667	6. GENERAL CLOTHING COMPANY INC		4,176	
7. PITCAIRN PROPERTIES PA INC	663	7. DOVER CITY OF		3,980	
8. REMINGTON ARMS COMPANY	604	8. ROBERTS CONSTRUCTION COMPANY		3,543	
9. I L C INDUSTRIES (DELAWARE)	589	9. DU PONT E I DE NEMOURS AND CO		2,631	
10. OLIVER SPRINKLER CO INC	530	10. COLLINS COMPANIES		2,600	

FEDERAL PROCUREMENT DATA SYSTEM
FEDERAL PROCUREMENT DOLLARS FOR DISTRICT OF COLUMBIA
 Fiscal Year 1996 to Date

Population 605,900
 Per Capita Procurement 7,409

Total Procurement By Place of Performance 4,489,055
 Rank Per Capita 1 Last Year 1

TOP FIVE COUNTIES					
NAME OF COUNTY	CIVILIAN AGENCIES		DEPARTMENT OF DEFENSE		TOTAL (000)
	SMALL DIS- ADVANTAGED (000)	OTHER (000)	SMALL DIS- ADVANTAGED (000)	OTHER (000)	
1. DISTRICT OF COL	498,968	2,792,831	145,830	1,051,426	4,489,055
2.					
3.					
4.					
5.					
TOP FIVE AGENCIES WITH PLACE OF PERFORMANCE IN THIS STATE (000)					
1. DEPARTMENT OF DEFENSE					1,197,256
2. GENERAL SERVICES ADMINISTRATION					664,854
3. DEPARTMENT OF JUSTICE					462,510
4. DEPARTMENT OF THE TREASURY					433,024
5. DEPARTMENT OF TRANSPORTATION					339,335
TOP FIVE CONTRACTING OFFICES LOCATED IN THIS STATE (000)					
1 NAVY, NAVAL SEA SYSTEMS CMD (BZ002)					4,212,114
2 NAVY, NAVAL SEA SYSTEMS CMD (BZ005)					2,224,059
3 NAVY, NAVAL SEA SYSTEMS CMD (BZ004)					1,355,051
4 TRANSPORTATION, FED AVIATION ADMIN					1,250,858
5 ARMY, DEFENSE SUPPLY SERVICE					1,177,374
TYPE OF PRODUCT OR SERVICE	SMALL BUSINESS (000)	LARGE BUSINESS (000)	STATE & LOCAL GOV'T (000)	NON- PROFIT & OTHER (000)	TOTAL (000)
R & D	49,025	83,853	0	117,843	250,721
Construction	188,691	133,320	32	4,511	326,554
Supplies & Equipment	174,670	360,833	2,247	38,771	576,521
Services	1,016,273	1,941,377	9,836	367,773	3,335,259
TOTAL	1,428,659	2,519,383	12,115	528,898	4,489,055
TOP CONTRACTORS PERFORMING IN THIS STATE					
CIVILIAN AGENCIES CONTRACTORS	DOLLARS (000)	DEPARTMENT OF DEFENSE CONTRACTORS		DOLLARS (000)	
1. GENERAL MOTORS CORPORATION	144,705	1. AT&T CORP	301,262		
2. INTER-MRCAN COLLEGE PHYSICIANS	112,300	2. INTERNATIONAL SHIPHOLDING CORP	60,914		
3. LOCKHEED MARTIN CORPORATION	105,964	3. SUN MICROSYSTEMS INC	98,413		
4. RAYTHEON COMPANY	57,959	4. COMPUTER SCIENCES CORPORATION	24,130		
5. NATIONAL MEDICAL ASSOCIATION	61,119	5. KAMAN CORPORATION	23,998		
6. AT&T CORP	61,081	6. FEDERAL PRISON INDUSTRIES	23,229		
7. GENERAL ELECTRIC COMPANY	57,959	7. SMOOT CORPORATION THE	19,122		
8. UNISYS CORPORATION	53,195	8. KPMG PEAT MARWICK LLP	18,402		
9. CLARK ENTERPRISES INC	51,881	9. NATIONAL ACADEMY SCIENCES USA	15,705		
10. COMPUTER SCIENCES CORPORATION	40,504	10. RAYTHEON COMPANY	14,386		

FEDERAL PROCUREMENT DATA SYSTEM
FEDERAL PROCUREMENT DOLLARS FOR FLORIDA
 Fiscal Year 1996 to Date

Population 12,937,928
 Per Capita Procurement 586

Total Procurement By Place of Performance 7,587,045
 Rank Per Capita 23 Last Year 23

TOP FIVE COUNTIES					
NAME OF COUNTY	CIVILIAN AGENCIES		DEPARTMENT OF DEFENSE		TOTAL (000)
	SMALL DIS- ADVANTAGED (000)	OTHER (000)	SMALL DIS- ADVANTAGED (000)	OTHER (000)	
1. BREVARD	19,625	1,125,002	54,148	853,798	2,052,573
2. PALM BEACH	440	126,542	1,901	1,477,191	1,606,074
3. ORANGE	3,989	16,452	93,384	1,008,086	1,121,911
4. PINELLAS	2,448	72,499	694	662,186	737,827
5. DUVAL	2,479	25,599	19,968	415,778	463,824
TOP FIVE AGENCIES WITH PLACE OF PERFORMANCE IN THIS STATE (000)					
1. DEPARTMENT OF DEFENSE					5,880,491
2. NATIONAL AERONAUTICS AND SPACE ADMINISTRATION					1,094,210
3. DEPARTMENT OF TRANSPORTATION					153,837
4. GENERAL SERVICES ADMINISTRATION					121,101
5. DEPARTMENT OF VETERANS AFFAIRS					87,810
TOP FIVE CONTRACTING OFFICES LOCATED IN THIS STATE (000)					
1 NASA, KENNEDY SPACE CENTER					1,028,612
2 USAF, ASC/OL-YMK, ELGIN AFB					465,590
3 NAVY, NAVAL AIR WARFARE TRAINING CTR, ORLANDO					441,157
4 USAF, 45TH CONS/LGC, PATRICK AFB					402,022
5 USAF, ASC/OL-VXK, ELGIN AFB					244,513
TYPE OF PRODUCT OR SERVICE	SMALL BUSINESS (000)	LARGE BUSINESS (000)	STATE & LOCAL GOV'T (000)	NON- PROFIT & OTHER (000)	TOTAL (000)
R & D	147,156	1,058,041	4,567	12,497	1,251,130
Construction	303,690	233,656	0	8,421	5,307,982
Supplies & Equipment	344,751	1,791,139	378	874,385	28,636
Services	455,533	2,225,146	23,691	103,994	999,297
TOTAL	1,251,130	5,307,982	28,636	999,297	7,587,045
TOP CONTRACTORS PERFORMING IN THIS STATE					
CIVILIAN AGENCIES CONTRACTORS	DOLLARS (000)	DEPARTMENT OF DEFENSE CONTRACTORS		DOLLARS (000)	
1. UNITED SPACE ALLIANCE LLC	469,976	1. UNITED TECHNOLOGIES CORP		1,468,141	
2. EG&G INC	175,513	2. LOCKHEED MARTIN CORPORATION		767,450	
3. HARRIS CORPORATION	164,499	3. NORTHROP GRUMMAN CORPORATION		298,161	
4. MCDONNELL DOUGLAS CORPORATION	125,116	4. LONGBOW LLC		273,788	
5. ROCKWELL INTERNATIONAL CORP	120,965	5. RAYTHEON COMPANY		167,144	
6. UNITED TECHNOLOGIES CORP	112,893	6. HARRIS CORPORATION		154,999	
7. LOCKHEED MARTIN CORPORATION	58,844	7. HONEYWELL INC		152,933	
8. CENTREX-ROONEY	23,700	8. GENERAL DYNAMICS CORPORATION		127,359	
9. NEWMAN CAMP JOINT VENTURE	19,858	9. OLIN CORPORATION		106,430	
10. IVEYS CONSTRUCTION INC	11,831	10. JOHNSON CONTROLS INC		102,467	

FEDERAL PROCUREMENT DATA SYSTEM
FEDERAL PROCUREMENT DOLLARS FOR GEORGIA
 Fiscal Year 1996 to Date

Population 6,478,216
 Per Capita Procurement 693

Total Procurement By Place of Performance 4,486,903
 Rank Per Capita 21 Last Year 24

TOP FIVE COUNTIES					
NAME OF COUNTY	CIVILIAN AGENCIES		DEPARTMENT OF DEFENSE		TOTAL (000)
	SMALL DIS- ADVANTAGED (000)	OTHER (000)	SMALL DIS- ADVANTAGED (000)	OTHER (000)	
1. COBB	691	15,096	5,268	2,539,745	2,560,800
2. DE KALB	75,644	215,241	38,459	195,936	525,280
3. CHATHAM	233	13,337	4,482	194,724	212,776
4. GWINNETT	2,661	15,880	272	147,379	166,192
5. HOUSTON	0	1,636	18,142	143,513	163,291
TOP FIVE AGENCIES WITH PLACE OF PERFORMANCE IN THIS STATE (000)					
1. DEPARTMENT OF DEFENSE					3,981,794
2. GENERAL SERVICES ADMINISTRATION					169,654
3. TENNESSEE VALLEY AUTHORITY					81,762
4. DEPARTMENT OF LABOR					45,284
5. DEPARTMENT OF VETERANS AFFAIRS					36,608
TOP FIVE CONTRACTING OFFICES LOCATED IN THIS STATE (000)					
1 USAF, ALC/LFK, ROBINS AFB					351,593
2 ARMY, ENGINEER DISTRICT, SAVANNAH					348,692
3 USAF, ALC/LKK, ROBINS AFB					251,355
4 USAF, ALC/LMK, ROBINS AFB					225,017
5 GENERAL SVCS ADMIN/PUBLIC BLDGS SVCS, ATLANTA					162,456
TYPE OF PRODUCT OR SERVICE	SMALL BUSINESS (000)	LARGE BUSINESS (000)	STATE & LOCAL GOV'T (000)	NON- PROFIT & OTHER (000)	TOTAL (000)
R & D	12,017	1,812,345	1,300	40,641	1,866,303
Construction	228,759	111,702	1	0	340,462
Supplies & Equipment	236,899	1,148,970	318	23,776	1,409,963
Services	301,333	504,719	3,092	61,031	870,175
TOTAL	779,008	3,577,736	4,711	125,448	4,486,903
TOP CONTRACTORS PERFORMING IN THIS STATE					
CIVILIAN AGENCIES CONTRACTORS	DOLLARS (000)	DEPARTMENT OF DEFENSE CONTRACTORS		DOLLARS (000)	
1. PLANNING TECHNOLOGIES INC	60,035	1. LOCKHEED MARTIN CORPORATION		2,600,531	
2. ARGONAUT GROUP INC	60,000	2. INTERMARINE USA		144,942	
3. MANAGEMENT AND TRAINING CORP	36,560	3. ROCKWELL INTERNATIONAL CORP		81,580	
4. CRIDERS INC	10,010	4. FOOD SERVICE INC		52,647	
5. GEORGIA RESEARCH FDN UNIV OF	8,712	5. GEORGIA TECH RESEARCH CORP		43,496	
6. BLACK & DECKER CORPORATION	6,701	6. FIREARMS TRAINING SYSTEMS INC		42,955	
7. PIEDMONT COURTLAND ASSOCIATES	6,614	7. CONNER BROTHERS CNSTR CO		41,007	
8. SOUTHERN COMPANY INC	6,445	8. SOUTHERN COMPANY INC		28,060	
9. AT&T CORP	6,278	9. MANSFIELD OIL OF GAINESVILLE		28,060	
10. NUCLEAR ASSURANCE CORP	6,160	10. JOHNSON CONTROLS INC		25,754	

FEDERAL PROCUREMENT DATA SYSTEM
FEDERAL PROCUREMENT DOLLARS FOR HAWAII
 Fiscal Year 1996 to Date

Population 1,108,229
 Per Capita Procurement 895

Total Procurement By Place of Performance 991,685
 Rank Per Capita 14 Last Year 22

TOP FIVE COUNTIES					
NAME OF COUNTY	CIVILIAN AGENCIES		DEPARTMENT OF DEFENSE		TOTAL (000)
	SMALL DIS-ADVANTAGED (000)	OTHER (000)	SMALL DIS-ADVANTAGED (000)	OTHER (000)	
1. HONOLULU	7,107	56,103	176,897	626,110	866,217
2. MAUI	658	11,529	11,784	31,306	55,277
3. KAUAI	351	2,189	2,543	39,835	44,918
4. HAWAII	2,064	4,378	2,384	16,447	25,273
5.					
TOP FIVE AGENCIES WITH PLACE OF PERFORMANCE IN THIS STATE (000)					
1. DEPARTMENT OF DEFENSE					907,306
2. GENERAL SERVICES ADMINISTRATION					20,201
3. DEPARTMENT OF TRANSPORTATION					15,812
4. DEPARTMENT OF AGRICULTURE					12,380
5. DEPARTMENT OF LABOR					8,977
TOP FIVE CONTRACTING OFFICES LOCATED IN THIS STATE (000)					
1 NAVY, FACILITIES ENGINEER CMD, PEARL HARBOR					376,482
2 ARMY, SUPPORT COMMAND, FORT SHAFTER					174,118
3 ARMY, ENGINEER DIST PACIFIC, FORT SHAFTER					141,037
4 NAVY, PUBLIC WORKS CENTER, PEARL HARBOR					106,574
5 NAVY, FLEET & INDUST SUPPLY CTR, PEARL HARBOR					78,897
TYPE OF PRODUCT OR SERVICE	SMALL BUSINESS (000)	LARGE BUSINESS (000)	STATE & LOCAL GOV'T (000)	NON-PROFIT & OTHER (000)	TOTAL (000)
R & D	3,702	13,585	2,498	11,786	343,169
Construction	167,111	326,978	0	4,288	612,050
Supplies & Equipment	18,920	67,104	29	502	5,799
Services	153,436	204,383	3,272	14,091	30,667
TOTAL	343,169	612,050	5,799	30,667	991,685
TOP CONTRACTORS PERFORMING IN THIS STATE					
CIVILIAN AGENCIES CONTRACTORS	DOLLARS (000)	DEPARTMENT OF DEFENSE CONTRACTORS	DOLLARS (000)		
1. MAUI LAND & PINEAPPLE CO INC	10,221	1. HUNT BUILDING CORPORATION	46,576		
2. PACIFIC EDUCATIONAL FOUNDATION	8,946	2. HND/HWIAN DREDGING JOINT VENTR	42,807		
3. OGDEN CORPORATION	5,780	3. PHILIPP HOLZMANN AG	37,410		
4. HAWAII UNIVERSITY OF	5,546	4. HEALY TIBBITS BUILDERS INC	34,920		
5. R P RICHARDS	5,366	5. BROKEN HILL PROPRIETARY CO THE	34,329		
6. SAN JUAN CONSTRUCTION INC	3,691	6. OHM CORPORATION	31,807		
7. PACIFIC REGION EDUCTL LAB	2,963	7. ZILBER LTD	24,029		
8. APPLIED TECH ASSOC INC DEL	2,962	8. P E R INC	22,535		
9. HAWAIIAN ELECTRIC INDUSTRIES	2,551	9. ITT CORPORATION	20,619		
10. PACIFIC HEALTH RESEARCH INST	1,942	10. GTE CORPORATION	19,538		

FEDERAL PROCUREMENT DATA SYSTEM
FEDERAL PROCUREMENT DOLLARS FOR IDAHO
 Fiscal Year 1996 to Date

Population 1,006,749
 Per Capita Procurement 904

Total Procurement By Place of Performance 909,985
 Rank Per Capita 12 Last Year 11

TOP FIVE COUNTIES					
NAME OF COUNTY	CIVILIAN AGENCIES		DEPARTMENT OF DEFENSE		TOTAL (000)
	SMALL DIS- ADVANTAGED (000)	OTHER (000)	SMALL DIS- ADVANTAGED (000)	OTHER (000)	
1. BONNEVILLE	13,257	619,494	640	2,771	636,162
2. ELMORE	0	95	17,946	49,180	67,221
3. ADA	1,509	43,028	2,390	13,638	60,565
4. CANYON	452	6,504	33	11,978	18,967
5. SHOSHONE	609	1,070	0	16,837	18,516
TOP FIVE AGENCIES WITH PLACE OF PERFORMANCE IN THIS STATE (000)					
1. DEPARTMENT OF ENERGY					640,055
2. DEPARTMENT OF DEFENSE					131,993
3. DEPARTMENT OF AGRICULTURE					53,080
4. DEPARTMENT OF TRANSPORTATION					26,662
5. DEPARTMENT OF THE INTERIOR					26,197
TOP FIVE CONTRACTING OFFICES LOCATED IN THIS STATE (000)					
1 ENERGY, IDAHO OPERATIONS OFC, IDAHO FALLS					664,940
2 AGRICULTURE, FOREST SERVICE, BOISE					117,178
3 INTERIOR, BUR OF RECLAMATION, BOISE					58,808
4 INTERIOR, OFC OF POLICY & ADMIN, BOISE					37,729
5 USAF, 366 CONS/CC, MOUNTAIN HOME AFB					23,305
TYPE OF PRODUCT OR SERVICE	SMALL BUSINESS (000)	LARGE BUSINESS (000)	STATE & LOCAL GOV'T (000)	NON- PROFIT & OTHER (000)	TOTAL (000)
R & D	8,756	8,421	0	0	126,830
Construction	45,772	59,402	0	0	771,793
Supplies & Equipment	20,501	41,571	26	2,712	3,911
Services	51,801	662,399	3,885	4,739	7,451
TOTAL	126,830	771,793	3,911	7,451	909,985
TOP CONTRACTORS PERFORMING IN THIS STATE					
CIVILIAN AGENCIES CONTRACTORS	DOLLARS (000)	DEPARTMENT OF DEFENSE CONTRACTORS		DOLLARS (000)	
1. LOCKHEED MARTIN CORPORATION	610,993	1. MORRISON KNUDSEN CORPORATION	16,272		
2. IDAHO POWER COMPANY	17,075	2. MICRON TECHNOLOGY INC	13,994		
3. WESTERN CONSTRUCTION	15,023	3. TRITON MARINE CNSTR CORP	9,125		
4. PERINI CORPORATION	14,735	4. ORMOND CONSTRUCTION COMPANY	9,018		
5. SCIENTECH INC	11,844	5. RECORD STEEL AND CONSTRUCTION	8,023		
6. EWING CO INC	8,594	6. HEINZ H J COMPANY	6,543		
7. CONTINENTAL GRAIN COMPANY	5,555	7. KREIZENBECK CONSTRUCTORS INC	6,262		
8. STEGNER GRAIN & SEED COMPANY	3,627	8. SCIENCE APPLICATIONS INTL CORP	4,973		
9. SCIENCE APPLICATIONS INTL CORP	3,549	9. YUNS COMPANY INC	4,708		
10. HK CONTRACTORS INC	3,509	10. IDAHO POWER COMPANY	2,653		

FEDERAL PROCUREMENT DATA SYSTEM
FEDERAL PROCUREMENT DOLLARS FOR ILLINOIS
 Fiscal Year 1996 to Date

Population 11,430,602
 Per Capita Procurement 229

Total Procurement By Place of Performance 2,614,513
 Rank Per Capita 46 Last Year 46

TOP FIVE COUNTIES					
NAME OF COUNTY	CIVILIAN AGENCIES		DEPARTMENT OF DEFENSE		TOTAL (000)
	SMALL DIS- ADVANTAGED (000)	OTHER (000)	SMALL DIS- ADVANTAGED (000)	OTHER (000)	
1. COOK	27,539	912,487	10,208	325,225	1,275,459
2. DU PAGE	4,777	273,984	2,609	30,529	311,899
3. LAKE	213	34,190	13,954	156,896	205,253
4. SAINT CLAIR	0	3,093	33,905	104,871	141,869
5. WILLIAMSON	28	12,448	947	110,567	123,990
TOP FIVE AGENCIES WITH PLACE OF PERFORMANCE IN THIS STATE (000)					
1. DEPARTMENT OF DEFENSE					1,184,500
2. DEPARTMENT OF ENERGY					749,483
3. SOCIAL SECURITY ADMINISTRATION					194,089
4. GENERAL SERVICES ADMINISTRATION					121,880
5. DEPARTMENT OF VETERANS AFFAIRS					83,943
TOP FIVE CONTRACTING OFFICES LOCATED IN THIS STATE (000)					
1 ARMY, ARMAMENT, MUNITIONS & CHEM, ROCK ISLAND					1,291,420
2 ENERGY, CHICAGO OPERATIONS OFC, ARGONNE					1,285,210
3 DOD, DEF INFORMATION SYS AGENCY, SCOTT AFB					1,178,222
4 USAF, HQ AMC/DOK, SCOTT AFB					682,793
5 ARMY, ARMAMENT & CHEMICAL ACQ, ROCK ISLAND					354,809
TYPE OF PRODUCT OR SERVICE	SMALL BUSINESS (000)	LARGE BUSINESS (000)	STATE & LOCAL GOV'T (000)	NON- PROFIT & OTHER (000)	TOTAL (000)
R & D	13,779	37,573	1,886	31,646	84,884
Construction	121,585	258,203	0	75	379,863
Supplies & Equipment	295,760	644,307	464	42,171	982,702
Services	130,973	234,065	8,432	793,594	1,167,064
TOTAL	562,097	1,174,148	10,782	867,486	2,614,513
TOP CONTRACTORS PERFORMING IN THIS STATE					
CIVILIAN AGENCIES CONTRACTORS	DOLLARS (000)	DEPARTMENT OF DEFENSE CONTRACTORS	DOLLARS (000)		
1. CHICAGO UNIVERSITY OF	490,887	1. OLIN CORPORATION	129,860		
2. UNIVERSITIES RESEARCH ASSN	251,873	2. NORTHROP GRUMMAN CORPORATION	80,353		
3. UNISYS CORPORATION	185,830	3. SUNDSTRAND CORPORATION	38,020		
4. BUNGE HOLDINGS (HOLLAND) BV	13,393	4. CATERPILLAR INC	33,696		
5. ZEIGLER COAL HOLDING COMPANY	13,392	5. PHILIP MORRIS COMPANIES INC	32,980		
6. VORIS MECHANICAL INC	12,850	6. LANE INDUSTRIES INCORPORATED	30,140		
7. UNICOM CORPORATION	12,602	7. RIVER CITY CONSTRUCTION CO	29,022		
8. VMC BEHAVIORAL HEALTHCARE SERV	11,051	8. PICKUS CONSTRUCTION AND EQP CO	27,173		
9. ARCLAR COMPANY	10,930	9. SCHWENDENER PAUL H INC	27,042		
10. MARMON HOLDINGS INC DEL	9,111	10. BELLEVILLE SHOE MFG CO	26,038		

FEDERAL PROCUREMENT DATA SYSTEM
FEDERAL PROCUREMENT DOLLARS FOR INDIANA
 Fiscal Year 1996 to Date

Population 5,544,159
 Per Capita Procurement 340

Total Procurement By Place of Performance 1,883,371
 Rank Per Capita 35 Last Year 44

TOP FIVE COUNTIES					
NAME OF COUNTY	CIVILIAN AGENCIES		DEPARTMENT OF DEFENSE		TOTAL (000)
	SMALL DIS- ADVANTAGED (000)	OTHER (000)	SMALL DIS- ADVANTAGED (000)	OTHER (000)	
1. MARION	6,112	79,590	6,746	432,550	524,998
2. ST. JOSEPH	0	113,444	3,966	352,466	469,876
3. ALLEN	1,384	28,923	89	388,699	419,095
4. VANDERBURGH	238	3,090	127	80,186	83,641
5. LAKE	2,345	3,581	2,526	72,288	80,740
TOP FIVE AGENCIES WITH PLACE OF PERFORMANCE IN THIS STATE (000)					
1. DEPARTMENT OF DEFENSE					1,574,180
2. DEPARTMENT OF VETERANS AFFAIRS					153,310
3. NATIONAL AERONAUTICS AND SPACE ADMINISTRATION					38,028
4. GENERAL SERVICES ADMINISTRATION					28,708
5. DEPARTMENT OF JUSTICE					24,389
TOP FIVE CONTRACTING OFFICES LOCATED IN THIS STATE (000)					
1 NAVY, NAVAL SURFACE WARFARE CTR, CRANE					143,903
2 TREASURY, US CUSTOMS SERVICE, INDIANAPOLIS					32,226
3 NAVY, NAVAL AIR WARFARE CTR, INDIANAPOLIS					26,095
4 NAVY, NAVAL AIR WARFARE CTR, INDIANAPOLIS					23,944
5 NAVY, NAVAL AIR WARFARE CTR, INDIANAPOLIS					22,487
TYPE OF PRODUCT OR SERVICE	SMALL BUSINESS (000)	LARGE BUSINESS (000)	STATE & LOCAL GOV'T (000)	NON- PROFIT & OTHER (000)	TOTAL (000)
R & D	3,750	111,614	1,729	5,833	162,558
Construction	52,203	41,451	0	0	1,610,354
Supplies & Equipment	83,640	1,132,892	149	68,118	8,831
Services	22,965	324,397	6,953	27,677	101,628
TOTAL	162,558	1,610,354	8,831	101,628	1,883,371
TOP CONTRACTORS PERFORMING IN THIS STATE					
CIVILIAN AGENCIES CONTRACTORS	DOLLARS (000)	DEPARTMENT OF DEFENSE CONTRACTORS		DOLLARS (000)	
1. AMERISOURCE HEALTH CORPORATION	104,457	1. RENCO GROUP THE INC	305,781		
2. ITT CORPORATION	24,851	2. ITT CORPORATION	250,828		
3. TRAFALGAR HOUSE PLC	23,462	3. MESC HOLDINGS INC	130,038		
4. LEGGETT & PLATT INCORPORATED	14,354	4. ALLISON ENGINE COMPANY INC	95,402		
5. MANAGEMENT AND TRAINING CORP	11,401	5. ROLLS-ROYCE PLC	94,870		
6. GENERAL MOTORS CORPORATION	8,103	6. GENERAL MOTORS CORPORATION	91,299		
7. INDIANA UNIVERSITY	6,323	7. UNISYS CORPORATION	89,533		
8. GALBREATH COMPANY THE	5,811	8. LAND O'FROST INC	69,485		
9. DRESSER INDUSTRIES INC	5,474	9. AMOCO CORPORATION	65,356		
10. CH2M HILL CORPORATION	4,281	10. ALLIEDSIGNAL INC	41,132		

FEDERAL PROCUREMENT DATA SYSTEM
FEDERAL PROCUREMENT DOLLARS FOR IOWA
 Fiscal Year 1996 to Date

Population 2,776,755
 Per Capita Procurement 232

Total Procurement By Place of Performance 642,968
 Rank Per Capita 45 Last Year 45

TOP FIVE COUNTIES					
NAME OF COUNTY	CIVILIAN AGENCIES		DEPARTMENT OF DEFENSE		TOTAL (000)
	SMALL DIS- ADVANTAGED (000)	OTHER (000)	SMALL DIS- ADVANTAGED (000)	OTHER (000)	
1. LINN	0	33,619	-80	263,492	297,031
2. JOHNSON	753	82,533	0	1,861	85,147
3. DES MOINES	0	339	4,726	35,779	40,844
4. STORY	125	33,922	0	695	34,742
5. CHICKASAW	0	32,813	0	0	32,813
TOP FIVE AGENCIES WITH PLACE OF PERFORMANCE IN THIS STATE (000)					
1. DEPARTMENT OF DEFENSE					371,832
2. DEPARTMENT OF AGRICULTURE					82,959
3. DEPARTMENT OF EDUCATION					61,114
4. DEPARTMENT OF THE TREASURY					31,614
5. DEPARTMENT OF ENERGY					31,479
TOP FIVE CONTRACTING OFFICES LOCATED IN THIS STATE (000)					
1 VA MEDICAL CENTER, IOWA CITY					12,151
2 VA MEDICAL CENTER, DES MOINES					6,112
3 VA MEDICAL CENTER, KNOXVILLE					3,312
4 ARMY, USPFO FOR IOWA, CAMP DODGE					2,179
5 AGRICULTURE, AGRI RESEARCH SERVICE, AMES					736
TYPE OF PRODUCT OR SERVICE	SMALL BUSINESS (000)	LARGE BUSINESS (000)	STATE & LOCAL GOV'T (000)	NON- PROFIT & OTHER (000)	TOTAL (000)
R & D	306	100,364	10,910	1,024	76,863
Construction	29,183	13,538	0	2	486,083
Supplies & Equipment	38,204	247,865	74	12,594	46,130
Services	9,170	124,316	35,146	20,272	33,892
TOTAL	76,863	486,083	46,130	33,892	642,968
TOP CONTRACTORS PERFORMING IN THIS STATE					
CIVILIAN AGENCIES CONTRACTORS	DOLLARS (000)	DEPARTMENT OF DEFENSE CONTRACTORS		DOLLARS (000)	
1. NATIONAL COMPUTER SYSTEMS INC	40,042	1. ROCKWELL INTERNATIONAL CORP	254,742		
2. IOWA STATE UNIVERSITY	30,003	2. MASON COMPANY THE (DEL)	34,142		
3. CONAGRA INC	23,599	3. LITTON INDUSTRIES INC	18,555		
4. POONGSAN CORPORATION	20,126	4. ENVIRONMENTAL CHEMICAL CORP	4,112		
5. SONSTEGARD FOODS COMPANY	16,311	5. RAYTHEON COMPANY	4,042		
6. IBP INC	15,806	6. INDUSTRIAL BUILDERS INC	3,935		
7. AMERICAN COLLEGE TSTG PROGRAM	14,912	7. DEERE & COMPANY	3,688		
8. IOWA UNIVERSITY OF THE	13,140	8. COLTEC INDUSTRIES INC	3,455		
9. ONEX CORPORATION	9,214	9. CYNERGY PRESS	3,059		
10. ROCKWELL INTERNATIONAL CORP	9,001	10. CAL WESTERN PACKAGING CORP	3,037		

FEDERAL PROCUREMENT DATA SYSTEM
FEDERAL PROCUREMENT DOLLARS FOR KANSAS
 Fiscal Year 1996 to Date

Population 2,477,574
 Per Capita Procurement 402

Total Procurement By Place of Performance 995,252
 Rank Per Capita 31 Last Year 29

TOP FIVE COUNTIES					
NAME OF COUNTY	CIVILIAN AGENCIES		DEPARTMENT OF DEFENSE		TOTAL (000)
	SMALL DIS-ADVANTAGED (000)	OTHER (000)	SMALL DIS-ADVANTAGED (000)	OTHER (000)	
1. SEDGWICK	706	31,087	6,772	458,653	497,218
2. LEAVENWORTH	1,740	10,234	12,352	65,690	90,016
3. GEARY	0	76	14,162	59,399	73,637
4. JOHNSON	2,376	32,203	899	17,002	52,480
5. SHAWNEE	119	12,123	8,720	18,729	39,691
TOP FIVE AGENCIES WITH PLACE OF PERFORMANCE IN THIS STATE (000)					
1. DEPARTMENT OF DEFENSE					779,583
2. DEPARTMENT OF AGRICULTURE					113,567
3. GENERAL SERVICES ADMINISTRATION					39,095
4. DEPARTMENT OF VETERANS AFFAIRS					18,622
5. DEPARTMENT OF TRANSPORTATION					12,754
TOP FIVE CONTRACTING OFFICES LOCATED IN THIS STATE (000)					
1 ARMY, DIRECTORATE OF CONTRACTING, FORT RILEY					61,114
2 VA CONSOLIDATED MAIL OUTPATIENT PHARMACY, LEAVENWORTH					48,361
3 ARMY, MISSION CONTRACTING ACTIVITY, FT LEAVENWORTH					33,696
4 ARMY, USPFO FOR KANSAS, TOPEKA					23,657
5 ARMY, COMBINED ARMS CENTER, FT LEAVENWORTH					23,164
TYPE OF PRODUCT OR SERVICE	SMALL BUSINESS (000)	LARGE BUSINESS (000)	STATE & LOCAL GOV'T (000)	NON-PROFIT & OTHER (000)	TOTAL (000)
R & D	798	5,573	2,370	1,251	244,405
Construction	102,705	37,470	82	49	640,003
Supplies & Equipment	63,960	379,564	75	98,715	6,269
Services	76,942	217,396	3,742	4,560	104,575
TOTAL	244,405	640,003	6,269	104,575	995,252
TOP CONTRACTORS PERFORMING IN THIS STATE					
CIVILIAN AGENCIES CONTRACTORS	DOLLARS (000)	DEPARTMENT OF DEFENSE CONTRACTORS		DOLLARS (000)	
1. ARCHER DANIELS MIDLAND CO	52,032	1. BOEING COMPANY THE	228,901		
2. CONGRA INC	17,564	2. RAYTHEON COMPANY	138,407		
3. NATIONAL INDS FOR THE BLIND	15,345	3. LOGICON INC	22,397		
4. CARGILL INCORPORATED	12,363	4. TEXTRON INC	21,043		
5. BARTLETT MILLING CO	6,995	5. GENERAL ELECTRIC COMPANY	19,084		
6. CORRECTIONS CORP AMERICA	5,421	6. LOVERING-JOHNSON INC	17,995		
7. MANAGEMENT AND TRAINING CORP	5,193	7. NATIONAL BEEF PACKING CO LP	16,682		
8. BEDFORD PROPERTIES INC	4,747	8. MCDONNELL DOUGLAS CORPORATION	14,217		
9. CEREAL FOOD PROCESSORS INC	4,744	9. WESTERN RESOURCES INC	13,270		
10. KEMPER REAL ESTATE MGT CO	4,716	10. MILL VALLEY CONSTRUCTION INC	8,465		

FEDERAL PROCUREMENT DATA SYSTEM
FEDERAL PROCUREMENT DOLLARS FOR KENTUCKY
 Fiscal Year 1996 to Date

Population 3,685,296
 Per Capita Procurement 482

Total Procurement By Place of Performance 1,776,060
 Rank Per Capita 26 Last Year 21

TOP FIVE COUNTIES					
NAME OF COUNTY	CIVILIAN AGENCIES		DEPARTMENT OF DEFENSE		TOTAL (000)
	SMALL DIS- ADVANTAGED (000)	OTHER (000)	SMALL DIS- ADVANTAGED (000)	OTHER (000)	
1. JEFFERSON	1,001	42,309	1,491	288,564	333,365
2. MCCrackEN	270	188,745	175	2,859	192,049
3. UNION	-2,029	167,462	0	806	166,239
4. CHRISTIAN	0	1,271	33,193	110,600	145,064
5. BULLITT	0	746	26,088	118,006	144,840
TOP FIVE AGENCIES WITH PLACE OF PERFORMANCE IN THIS STATE (000)					
1. DEPARTMENT OF DEFENSE					858,782
2. TENNESSEE VALLEY AUTHORITY					604,727
3. DEPARTMENT OF ENERGY					163,665
4. DEPARTMENT OF LABOR					35,791
5. GENERAL SERVICES ADMINISTRATION					29,590
TOP FIVE CONTRACTING OFFICES LOCATED IN THIS STATE (000)					
1 ARMY, ENGINEER DISTRICT LOUISVILLE					294,739
2 ARMY, ARMOUR CENTER, FORT KNOX					110,976
3 ARMY, DIRECTORATE OF CONTRACTING, FT CAMPBELL					69,247
4 ARMY, ENGINEER DISTRICT LOUISVILLE (CIVIL)					61,214
5 VA MEDICAL CENTER, LEXINGTON					15,452
TYPE OF PRODUCT OR SERVICE	SMALL BUSINESS (000)	LARGE BUSINESS (000)	STATE & LOCAL GOV'T (000)	NON- PROFIT & OTHER (000)	TOTAL (000)
R & D	3,669	1,073	2,533	192	7,467
Construction	152,929	65,708	0	26	218,663
Supplies & Equipment	176,564	641,553	196	45,579	863,892
Services	72,331	598,340	3,554	11,813	686,038
TOTAL	405,493	1,306,674	6,283	87,610	1,776,060
TOP CONTRACTORS PERFORMING IN THIS STATE					
CIVILIAN AGENCIES CONTRACTORS	DOLLARS (000)	DEPARTMENT OF DEFENSE CONTRACTORS	DOLLARS (000)		
1. ELECTRIC ENERGY INC	160,700	1. HUMANA INC	188,183		
2. PEABODY COAL COMPANY	115,912	2. RAYTHEON COMPANY	117,120		
3. COSTAIN GROUP PLC	61,934	3. FEDERAL PRISON INDUSTRIES	32,606		
4. SIGMON COAL COMPANY	54,876	4. GENERAL MOTORS CORPORATION	20,779		
5. WEBSTER COUNTY COAL CORP	41,693	5. UNITED DEFENSE LP	20,770		
6. CENTENNIAL RESOURCES INC	36,575	6. CADDELL CONSTRUCTION CO INC	18,652		
7. ARCH MINERAL CORPORATION	35,851	7. CERESTAR USA INC	17,355		
8. GREAT WESTERN COAL INC	35,847	8. MCCARTY CORPORATION	15,616		
9. ANDALEX RESOURCES INC	28,669	9. KECO INDUSTRIES INC	15,405		
10. MINACT INC	27,377	10. GTE CORPORATION	13,739		

FEDERAL PROCUREMENT DATA SYSTEM
FEDERAL PROCUREMENT DOLLARS FOR LOUISIANA
 Fiscal Year 1996 to Date

Population 4,219,973
 Per Capita Procurement 462

Total Procurement By Place of Performance 1,950,670
 Rank Per Capita 28 Last Year 28

TOP FIVE COUNTIES					
NAME OF COUNTY	CIVILIAN AGENCIES		DEPARTMENT OF DEFENSE		TOTAL (000)
	SMALL DIS- ADVANTAGED (000)	OTHER (000)	SMALL DIS- ADVANTAGED (000)	OTHER (000)	
1. ORLEANS	10,114	456,465	17,261	535,469	1,019,309
2. JEFFERSON	2,382	223,003	505	16,999	242,889
3. BOSSIER	4,014	20,210	17,526	71,371	113,121
4. VERNON	0	1,607	11,630	94,292	107,529
5. CALCASIEU	36	8,039	70,291	9,216	87,582
TOP FIVE AGENCIES WITH PLACE OF PERFORMANCE IN THIS STATE (000)					
1. DEPARTMENT OF DEFENSE					1,076,852
2. NATIONAL AERONAUTICS AND SPACE ADMINISTRATION					357,530
3. DEPARTMENT OF ENERGY					223,670
4. DEPARTMENT OF AGRICULTURE					105,659
5. GENERAL SERVICES ADMINISTRATION					79,163
TOP FIVE CONTRACTING OFFICES LOCATED IN THIS STATE (000)					
1 ENERGY, STRATEGIC PETROLEUM RESV, NEW ORLEANS					226,994
2 ARMY, ENGINEER DISTRICT NEW ORLEANS					127,988
3 TRANSPORTATION, MARITIME ADMIN, NEW ORLEANS					121,612
4 ARMY, DIRECTORATE OF CONTRACTING, FORT POLK					50,997
5 USAF, 2 CONS/LGLC, BARKSDALE AFB					35,696
TYPE OF PRODUCT OR SERVICE	SMALL BUSINESS (000)	LARGE BUSINESS (000)	STATE & LOCAL GOV'T (000)	NON- PROFIT & OTHER (000)	TOTAL (000)
R & D	10,309	3,104	494	3,910	441,846
Construction	111,212	194,211	0	325	1,472,814
Supplies & Equipment	231,721	773,008	128	10,717	4,702
Services	88,604	502,491	4,080	16,356	31,308
TOTAL	441,846	1,472,814	4,702	31,308	1,950,670
TOP CONTRACTORS PERFORMING IN THIS STATE					
CIVILIAN AGENCIES CONTRACTORS	DOLLARS (000)	DEPARTMENT OF DEFENSE CONTRACTORS		DOLLARS (000)	
1. LOCKHEED MARTIN CORPORATION	356,785	1. AVONDALE INDUSTRIES INC	318,258		
2. MCDERMOTT INTERNATIONAL INC	201,449	2. GOLD LINE REFINING LTD	70,197		
3. LEMOINE COMPANY INCORPORATED	26,002	3. INTERNATIONAL SHIPHOLDING CORP	56,556		
4. CAL WESTERN PACKAGING CORP	24,639	4. SHORE MANAGEMENT INC	43,445		
5. AMERICAN VEGETABLE OIL INC	14,843	5. PLACID REFINING COMPANY	35,428		
6. WALK HAYDEL & ASSOC	13,591	6. TRINITY INDUSTRIES INC	23,354		
7. WILSON CNSTR CO INC WOODROW	11,574	7. LOCKHEED MARTIN CORPORATION	19,519		
8. AMERICAN MGT SYSTEMS INC	11,541	8. TEXTRON INC	17,983		
9. BOLLINGER SHIPYARDS INC	9,393	9. BOLLINGER SHIPYARDS INC	17,016		
10. PETROLEUM HELICOPTERS INC	7,919	10. C CONSTRUCTION CO INC	15,355		

FEDERAL PROCUREMENT DATA SYSTEM
FEDERAL PROCUREMENT DOLLARS FOR MAINE
 Fiscal Year 1996 to Date

Population 1,227,928
 Per Capita Procurement 695

Total Procurement By Place of Performance 853,350
 Rank Per Capita 19 Last Year 25

TOP FIVE COUNTIES					
NAME OF COUNTY	CIVILIAN AGENCIES		DEPARTMENT OF DEFENSE		TOTAL (000)
	SMALL DIS-ADVANTAGED (000)	OTHER (000)	SMALL DIS-ADVANTAGED (000)	OTHER (000)	
1. SAGadahoc	0	116	0	667,071	667,187
2. York	645	742	0	63,154	64,541
3. Cumberland	1,283	7,193	-3,173	20,895	26,198
4. Penobscot	463	13,366	308	11,678	25,815
5. Aroostook	614	9,696	853	10,749	21,912
TOP FIVE AGENCIES WITH PLACE OF PERFORMANCE IN THIS STATE (000)					
1. DEPARTMENT OF DEFENSE					791,913
2. GENERAL SERVICES ADMINISTRATION					13,710
3. DEPARTMENT OF LABOR					10,373
4. DEPARTMENT OF AGRICULTURE					8,964
5. DEPARTMENT OF HEALTH AND HUMAN SERVICES					8,920
TOP FIVE CONTRACTING OFFICES LOCATED IN THIS STATE (000)					
1 NAVY, SHIPBUILDING CONVERSION, BATH					19,346
2 VA MEDICAL CENTER, TOGUS					9,455
3 ARMY, USPFO FOR MAINE, AUGUSTA					3,886
4 GENERAL SVCS ADMIN, PUBLIC BLDG SVCS, AUGUSTA					464
5					
TYPE OF PRODUCT OR SERVICE	SMALL BUSINESS (000)	LARGE BUSINESS (000)	STATE & LOCAL GOV'T (000)	NON-PROFIT & OTHER (000)	TOTAL (000)
R & D	5,168	1,515	829	620	58,112
Construction	24,646	10,138	0	1,778	778,215
Supplies & Equipment	15,624	737,895	23	3,199	5,898
Services	12,674	28,667	5,046	5,528	11,125
TOTAL	58,112	778,215	5,898	11,125	853,350
TOP CONTRACTORS PERFORMING IN THIS STATE					
CIVILIAN AGENCIES CONTRACTORS	DOLLARS (000)	DEPARTMENT OF DEFENSE CONTRACTORS	DOLLARS (000)		
1. TRAINING & DEVELOPMENT CORP	10,225	1. GENERAL DYNAMICS CORPORATION	665,750		
2. J C N CONSTRUCTION CO INC	5,345	2. KOCH INDUSTRIES INC	32,551		
3. KONINKLIJKE EMBALLAGE IND	4,990	3. DUCHOSSOIS INDUSTRIES INC	25,124		
4. MCCAIN FOODS LIMITED	4,401	4. OCEAN INVESTMENTS CORPORATION	5,214		
5. GRANGER NORTHERN INC	3,780	5. EA ENGINEERING SCIENCE & TECH	4,833		
6. OXFORD FROZEN FOODS LIMITED	2,336	6. CREATIVE APPAREL ASSOCIATES	4,663		
7. JACKSON LABORATORY THE	2,067	7. J C N CONSTRUCTION CO INC	4,155		
8. AROOSTOOK BAND OF MICMACS	1,800	8. LOCKHEED MARTIN CORPORATION	3,790		
9. PASSAMAQUODDY INDIAN TOWNSHIP	1,636	9. BECHTEL GROUP INC	3,235		
10. ALCO STANDARD CORPORATION	1,444	10. TEX SHIELD INC	2,559		

FEDERAL PROCUREMENT DATA SYSTEM
FEDERAL PROCUREMENT DOLLARS FOR MARYLAND
 Fiscal Year 1996 to Date

Population 4,781,468
 Per Capita Procurement 1,736

Total Procurement By Place of Performance 8,298,220
 Rank Per Capita 5 Last Year 4

TOP FIVE COUNTIES					
NAME OF COUNTY	CIVILIAN AGENCIES		DEPARTMENT OF DEFENSE		TOTAL (000)
	SMALL DIS- ADVANTAGED (000)	OTHER (000)	SMALL DIS- ADVANTAGED (000)	OTHER (000)	
1. MONTGOMERY	339,953	1,465,301	207,835	1,181,717	3,194,806
2. PRINCE GEORGE'S	222,095	1,242,772	111,900	445,681	2,022,448
3. BALTIMORE (CITY)	46,339	368,001	27,245	419,893	861,478
4. ANNE ARUNDEL	19,025	135,787	94,078	322,684	571,574
5. ST. MARY'S	363	679	75,796	404,840	481,678
TOP FIVE AGENCIES WITH PLACE OF PERFORMANCE IN THIS STATE (000)					
1. DEPARTMENT OF DEFENSE					4,090,160
2. NATIONAL AERONAUTICS AND SPACE ADMINISTRATION					1,121,142
3. DEPARTMENT OF HEALTH AND HUMAN SERVICES					700,811
4. GENERAL SERVICES ADMINISTRATION					435,669
5. DEPARTMENT OF TRANSPORTATION					345,759
TOP FIVE CONTRACTING OFFICES LOCATED IN THIS STATE (000)					
1 NASA, GODDARD SPACE CENTER, GREENBELT					2,058,933
2 ARMY, ENGINEER DISTRICT BALTIMORE					470,621
3 SOCIAL SECURITY ADMIN, BALTIMORE					449,469
4 HHS, NATL INSTITUTE FOR HEALTH, BETHESDA					382,351
5 HHS, HEALTH RESOURCES & SVC, ROCKVILLE					304,695
TYPE OF PRODUCT OR SERVICE	SMALL BUSINESS (000)	LARGE BUSINESS (000)	STATE & LOCAL GOV'T (000)	NON- PROFIT & OTHER (000)	TOTAL (000)
R & D	267,016	583,999	11,926	406,141	1,269,082
Construction	302,537	393,439	57	3,292	699,325
Supplies & Equipment	647,105	1,356,786	376	107,533	2,111,790
Services	1,463,922	2,617,985	13,294	122,822	4,218,023
TOTAL	2,680,580	4,952,209	25,653	639,778	8,298,220
TOP CONTRACTORS PERFORMING IN THIS STATE					
CIVILIAN AGENCIES CONTRACTORS	DOLLARS (000)	DEPARTMENT OF DEFENSE CONTRACTORS		DOLLARS (000)	
1. ALLIEDSIGNAL INC	249,740	1. WESTINGHOUSE ELECTRIC CORP		322,674	
2. GENERAL MOTORS CORPORATION	231,838	2. JOHNS HOPKINS UNIVERSITY		216,970	
3. LOCKHEED MARTIN CORPORATION	195,753	3. INTERNATIONAL BUS MCHS CORP		186,346	
4. INTERNATIONAL BUS MCHS CORP	151,844	4. TRACOR INC		178,595	
5. COMPUTER SCIENCES CORPORATION	116,448	5. LOCKHEED MARTIN CORPORATION		156,201	
6. BELL ATLANTIC CORPORATION	83,087	6. COMSAT CORPORATION		89,185	
7. JOHNS HOPKINS UNIVERSITY	78,386	7. ARINC INCORPORATED		75,651	
8. COMPUTER DATA SYSTEMS INC	76,080	8. TURNER CORPORATION		58,253	
9. WESTAT INC	68,233	9. UNITED INDUSTRIAL CORPORATION		56,353	
10. ASSOC UNIV RESEARCH ASTRONOMY	54,842	10. SCIENCE APPLICATIONS INTL CORP		55,472	

FEDERAL PROCUREMENT DATA SYSTEM
FEDERAL PROCUREMENT DOLLARS FOR MASSACHUSETTS
 Fiscal Year 1996 to Date

Population 6,016,425
 Per Capita Procurement 960

Total Procurement By Place of Performance 5,773,738
 Rank Per Capita 9 Last Year 9

TOP FIVE COUNTIES					
NAME OF COUNTY	CIVILIAN AGENCIES		DEPARTMENT OF DEFENSE		TOTAL (000)
	SMALL DIS- ADVANTAGED (000)	OTHER (000)	SMALL DIS- ADVANTAGED (000)	OTHER (000)	
1. MIDDLESEX	28,634	449,328	96,929	2,799,067	3,373,958
2. ESSEX	114	46,707	343	946,508	993,672
3. SUFFOLK	4,022	328,682	6,605	74,928	414,237
4. NORFOLK	872	62,767	2,713	289,460	355,812
5. BERKSHIRE	76	69,725	279	139,614	209,694

TOP FIVE AGENCIES WITH PLACE OF PERFORMANCE IN THIS STATE (000)	
1. DEPARTMENT OF DEFENSE	4,696,131
2. TENNESSEE VALLEY AUTHORITY	198,561
3. DEPARTMENT OF TRANSPORTATION	172,986
4. NATIONAL AERONAUTICS AND SPACE ADMINISTRATION	103,487
5. DEPARTMENT OF THE TREASURY	101,189

TOP FIVE CONTRACTING OFFICES LOCATED IN THIS STATE (000)	
1 USAF, ESC/AXK, HANSCOM AFB	755,993
2 USAF, ESC/TBK, HANSCOM AFB	572,351
3 USAF, ESC/TWK, HANSCOM AFB	480,232
4 USAF, ESC/JSK, HANSCOM AFB	221,383
5 USAF, ESC/AVK, HANSCOM AFB	143,810

TYPE OF PRODUCT OR SERVICE	SMALL BUSINESS (000)	LARGE BUSINESS (000)	STATE & LOCAL GOV'T (000)	NON- PROFIT & OTHER (000)	TOTAL (000)
R & D	257,752	745,330	1,837	880,741	1,885,660
Construction	64,348	158,912	0	180	223,440
Supplies & Equipment	200,816	1,415,427	292	420,277	2,036,812
Services	244,339	1,243,571	2,472	137,444	1,627,826
TOTAL	767,255	3,563,240	4,601	1,438,642	5,773,738

TOP CONTRACTORS PERFORMING IN THIS STATE			
CIVILIAN AGENCIES CONTRACTORS	DOLLARS (000)	DEPARTMENT OF DEFENSE CONTRACTORS	DOLLARS (000)
1. STONE & WEBSTER INCORPORATED	199,663	1. RAYTHEON COMPANY	1,437,541
2. PERINI CORPORATION	70,515	2. GENERAL ELECTRIC COMPANY	631,694
3. CRAVAT COAL CO	66,078	3. MASSACHUSETTS INST OF TECH	321,868
4. RAYTHEON COMPANY	47,733	4. GTE CORPORATION	256,907
5. MASSACHUSETTS INST OF TECH	38,569	5. TEXTRON INC	238,360
6. ABT ASSOCIATES INC	36,447	6. DRAPER CHARLES STARK LAB INC	226,334
7. AMERICAN OVERSEAS MARINE CORP	23,113	7. MITRE CORPORATION	203,114
8. EG&G INC	23,070	8. GENERAL DYNAMICS CORPORATION	124,047
9. HEWLETT-PACKARD COMPANY	20,520	9. LOCKHEED MARTIN CORPORATION	74,413
10. SNOW JOHN CORPORATION	16,180	10. BBN CORPORATION	60,276

FEDERAL PROCUREMENT DATA SYSTEM
FEDERAL PROCUREMENT DOLLARS FOR MICHIGAN
 Fiscal Year 1996 to Date

Population 9,295,297
 Per Capita Procurement 195

Total Procurement By Place of Performance 1,816,384
 Rank Per Capita 48 Last Year 50

TOP FIVE COUNTIES					
NAME OF COUNTY	CIVILIAN AGENCIES		DEPARTMENT OF DEFENSE		TOTAL (000)
	SMALL DIS- ADVANTAGED (000)	OTHER (000)	SMALL DIS- ADVANTAGED (000)	OTHER (000)	
1. MACOMB	37	158,224	12,476	670,842	841,579
2. WAYNE	4,266	102,061	1,626	60,184	168,137
3. KENT	3,109	39,380	60	63,293	105,842
4. OAKLAND	1,170	38,050	5,658	34,412	79,290
5. WASHTENAW	1,850	27,825	635	47,149	77,459
TOP FIVE AGENCIES WITH PLACE OF PERFORMANCE IN THIS STATE (000)					
1. DEPARTMENT OF DEFENSE					1,249,599
2. GENERAL SERVICES ADMINISTRATION					324,642
3. DEPARTMENT OF HEALTH AND HUMAN SERVICES					52,139
4. DEPARTMENT OF LABOR					34,151
5. DEPARTMENT OF VETERANS AFFAIRS					33,835
TOP FIVE CONTRACTING OFFICES LOCATED IN THIS STATE (000)					
1 ARMY, TANK AUTOMOTIVE COMMAND, WARREN					3,111,192
2 DOD, DEF LOGISTICS AGENCY, BATTLE CREEK					47,156
3 ARMY, ENGINEER DISTRICT DETROIT (CIVIL)					26,087
4 VA MEDICAL CENTER, BATTLE CREEK					14,687
5 VA MEDICAL CENTER, ANN ARBOR					13,105
TYPE OF PRODUCT OR SERVICE	SMALL BUSINESS (000)	LARGE BUSINESS (000)	STATE & LOCAL GOV'T (000)	NON- PROFIT & OTHER (000)	TOTAL (000)
R & D	24,489	90,261	13,372	26,355	411,115
Construction	66,597	21,635	1,986	143	1,229,658
Supplies & Equipment	243,974	935,610	230	91,482	24,707
Services	76,055	182,152	9,119	32,924	150,904
TOTAL	411,115	1,229,658	24,707	150,904	1,816,384
TOP CONTRACTORS PERFORMING IN THIS STATE					
CIVILIAN AGENCIES CONTRACTORS	DOLLARS (000)	DEPARTMENT OF DEFENSE CONTRACTORS		DOLLARS (000)	
1. CHRYSLER CORPORATION	130,970	1. GENERAL DYNAMICS CORPORATION		590,006	
2. MILLER HERMAN INC	25,504	2. UNC INCORPORATED		34,572	
3. MC COMBS HENDRIX GMC TRUCK	24,810	3. KELLOGG COMPANY		31,350	
4. JOHNSONS OF KINGFISHER INC	21,179	4. AAR CORP		29,964	
5. HEALTH MANAGEMENT SYSTEMS INC	18,368	5. FREEDOM FORGE CORPORATION		26,119	
6. HALL WILL H & SON INC	17,039	6. DETROIT DIESEL CORPORATION		21,890	
7. WHC-IRS CENTER LIMITED PARTNER	15,068	7. SMITHS INDUSTRIES PLC		21,110	
8. CARTER CHEVROLET AGENCY INC	12,297	8. RSL ELECTRONICS USA INC		18,750	
9. HAWORTH INTERNATIONAL LTD	10,254	9. WOLVERINE WORLD WIDE INC		18,164	
10. MICHIGAN UNIVERSITY OF	9,191	10. POWER CONTROL TECHNOLOGIES		17,455	

FEDERAL PROCUREMENT DATA SYSTEM
FEDERAL PROCUREMENT DOLLARS FOR MINNESOTA
 Fiscal Year 1996 to Date

Population 4,375,099
 Per Capita Procurement 301

Total Procurement By Place of Performance 1,319,053
 Rank Per Capita 40 Last Year 40

TOP FIVE COUNTIES					
NAME OF COUNTY	CIVILIAN AGENCIES		DEPARTMENT OF DEFENSE		TOTAL (000)
	SMALL DIS-ADVANTAGED (000)	OTHER (000)	SMALL DIS-ADVANTAGED (000)	OTHER (000)	
1. HENNEPIN	8,853	155,240	8,381	740,971	913,445
2. RAMSEY	5,635	45,270	-21	132,669	183,553
3. CARVER	0	25,054	0	5,460	30,514
4. DAKOTA	150	6,166	0	23,621	29,937
5. ST. LOUIS	1,549	8,188	3,293	10,033	23,063

TOP FIVE AGENCIES WITH PLACE OF PERFORMANCE IN THIS STATE (000)	
1. DEPARTMENT OF DEFENSE	963,700
2. DEPARTMENT OF AGRICULTURE	75,888
3. DEPARTMENT OF JUSTICE	70,463
4. DEPARTMENT OF HEALTH AND HUMAN SERVICES	49,531
5. GENERAL SERVICES ADMINISTRATION	34,369

TOP FIVE CONTRACTING OFFICES LOCATED IN THIS STATE (000)	
1 HHS, PUBLIC HEALTH SERVICE, BEMIDJI	60,678
2 ARMY, ENGINEER DISTRICT ST PAUL (CIVIL)	29,091
3 VA MEDICAL CENTER, ST PAUL	25,758
4 NAVY, DEFENSE CONTRACT MGT, BLOOMINGTON	7,863
5 INTERIOR, BUR OF INDIAN AFFAIRS, MINNEAPOLIS	6,274

TYPE OF PRODUCT OR SERVICE	SMALL BUSINESS (000)	LARGE BUSINESS (000)	STATE & LOCAL GOV'T (000)	NON-PROFIT & OTHER (000)	TOTAL (000)
R & D	15,725	313,966	10,628	15,864	168,061
Construction	39,412	20,310	10,124	0	1,032,615
Supplies & Equipment	76,228	507,207	188	37,677	44,766
Services	36,696	191,132	23,826	20,070	73,611
TOTAL	168,061	1,032,615	44,766	73,611	1,319,053

TOP CONTRACTORS PERFORMING IN THIS STATE			
CIVILIAN AGENCIES CONTRACTORS	DOLLARS (000)	DEPARTMENT OF DEFENSE CONTRACTORS	DOLLARS (000)
1. GENERAL SECURITY SERVICES INC	50,456	1. ALLIANT TECHSYSTEMS INC	274,924
2. BONGARDS CREAMERIES	24,765	2. UNITED DEFENSE LP	200,788
3. GENERAL MOTORS CORPORATION	14,767	3. HONEYWELL INC	51,082
4. MINNESOTA BOARD OF REGENTS	14,436	4. FMC CORPORATION	41,671
5. CRAY RESEARCH INC	13,535	5. CONTROL DATA SYSTEMS INC	38,000
6. PARAMAX SYSTEMS CORPORATION	13,230	6. CERIDIAN CORPORATION	37,274
7. HORMEL FOODS CORPORATION	12,120	7. GILES ALEXANDER	34,827
8. LAKESIDE FOODS INC	10,004	8. GENERAL MILLS INC	32,471
9. SHINGO BEE BUILDERS INC	7,413	9. MINNESOTA MINING & MFG CO	18,564
10. WHITE EARTH RESERVATION TRIBAL	7,186	10. LOCKHEED MARTIN CORPORATION	18,259

FEDERAL PROCUREMENT DATA SYSTEM
FEDERAL PROCUREMENT DOLLARS FOR MISSISSIPPI
 Fiscal Year 1996 to Date

Population 2,573,215
 Per Capita Procurement 877

Total Procurement By Place of Performance 2,257,520
 Rank Per Capita 16 Last Year 19

TOP FIVE COUNTIES					
NAME OF COUNTY	CIVILIAN AGENCIES		DEPARTMENT OF DEFENSE		TOTAL (000)
	SMALL DIS- ADVANTAGED (000)	OTHER (000)	SMALL DIS- ADVANTAGED (000)	OTHER (000)	
1. JACKSON	49	1,499	362	1,374,240	1,376,150
2. MADISON	22	59,432	73	137,384	196,911
3. HANCOCK	3,933	124,901	883	53,985	183,702
4. HARRISON	956	9,878	26,673	118,534	156,041
5. WARREN	18	7,018	11,675	65,215	83,926
TOP FIVE AGENCIES WITH PLACE OF PERFORMANCE IN THIS STATE (000)					
1. DEPARTMENT OF DEFENSE					1,962,533
2. NATIONAL AERONAUTICS AND SPACE ADMINISTRATION					125,895
3. DEPARTMENT OF THE TREASURY					59,157
4. GENERAL SERVICES ADMINISTRATION					19,369
5. DEPARTMENT OF LABOR					18,932
TOP FIVE CONTRACTING OFFICES LOCATED IN THIS STATE (000)					
1 NASA, STENNIS SPACE CENTER					134,874
2 ARMY, ENGINEER DISTRICT VICKSBURG (CIVIL)					100,263
3 NAVY, SHIPBUILDING CONVERSION, PASCAGOULA					74,556
4 NAVY, NAVAL RESEARCH LABORATORY, STENNIS					64,100
5 USAF, 81 CONS/LGC, KEESLER AFB					51,846
TYPE OF PRODUCT OR SERVICE	SMALL BUSINESS (000)	LARGE BUSINESS (000)	STATE & LOCAL GOV'T (000)	NON- PROFIT & OTHER (000)	TOTAL (000)
R & D	10,392	43,352	2,389	4,280	232,051
Construction	114,150	65,961	0	0	1,990,732
Supplies & Equipment	45,676	1,399,457	124	10,780	9,504
Services	61,833	481,962	6,991	10,173	25,233
TOTAL	232,051	1,990,732	9,504	25,233	2,257,520
TOP CONTRACTORS PERFORMING IN THIS STATE					
CIVILIAN AGENCIES CONTRACTORS	DOLLARS (000)	DEPARTMENT OF DEFENSE CONTRACTORS		DOLLARS (000)	
1. RAYTHEON COMPANY	59,108	1. LITTON INDUSTRIES INC	1,357,050		
2. LOCKHEED MARTIN CORPORATION	34,245	2. RAYTHEON COMPANY	157,124		
3. JOHNSON CONTROLS INC	31,284	3. NORTHROP GRUMMAN CORPORATION	44,137		
4. ROCKWELL INTERNATIONAL CORP	26,511	4. MACGREGOR (USA) INC	37,667		
5. PAN AM WORLD SERVICES INC	19,707	5. NICHOLS RESEARCH CORPORATION	34,218		
6. HARDAWAY COMPANY THE	10,382	6. TILLEY CONSTR & ENGINEERS	17,522		
7. COMPUTER SCIENCES CORPORATION	6,037	7. GOLDEN MANUFACTURING CO INC	17,189		
8. RES-CARE INC	5,770	8. CAROTHERS CONSTRUCTION INC	11,685		
9. MINACT INC	5,372	9. AVONDALE INDUSTRIES INC	10,422		
10. NATIONAL INDS FOR THE BLIND	5,217	10. TRINOVA CORPORATION	10,129		

FEDERAL PROCUREMENT DATA SYSTEM
FEDERAL PROCUREMENT DOLLARS FOR MISSOURI
 Fiscal Year 1996 to Date

Population 5,117,073
 Per Capita Procurement 2,021

Total Procurement By Place of Performance 10,343,814
 Rank Per Capita 4 Last Year 5

TOP FIVE COUNTIES					
NAME OF COUNTY	CIVILIAN AGENCIES		DEPARTMENT OF DEFENSE		TOTAL (000)
	SMALL DIS- ADVANTAGED (000)	OTHER (000)	SMALL DIS- ADVANTAGED (000)	OTHER (000)	
1. ST. LOUIS (CITY)	74,433	83,712	11,925	8,730,659	8,900,729
2. CLAY	2,962	551,281	1,249	97,460	652,952
3. ST. LOUIS	1,653	117,441	3,542	34,221	156,857
4. JACKSON	42	669	1,219	132,519	134,449
5. JASPER	790	123,363	0	6,016	130,169
TOP FIVE AGENCIES WITH PLACE OF PERFORMANCE IN THIS STATE (000)					
1. DEPARTMENT OF DEFENSE					9,218,323
2. DEPARTMENT OF ENERGY					386,928
3. GENERAL SERVICES ADMINISTRATION					305,300
4. DEPARTMENT OF AGRICULTURE					150,757
5. DEPARTMENT OF VETERANS AFFAIRS					147,548
TOP FIVE CONTRACTING OFFICES LOCATED IN THIS STATE (000)					
1 ARMY, AVIATION & TROOP COMMAND, ST LOUIS					2,355,619
2 GENERAL SVC ADMIN, FED TELECOM SVC, KANSAS CITY					437,392
3 AGRICULTURE, STABILIZ & CONSERVATION, ST LOUIS					424,009
4 ARMY, ENGINEER DISTRICT KANSAS CITY					194,257
5 AGRICULTURE, STABILIZ & CONSERVATION, ST LOUIS					190,366
TYPE OF PRODUCT OR SERVICE	SMALL BUSINESS (000)	LARGE BUSINESS (000)	STATE & LOCAL GOV'T (000)	NON- PROFIT & OTHER (000)	TOTAL (000)
R & D	17,390	1,162,057	1,260	17,888	1,198,595
Construction	96,788	105,537	0	4,544	206,869
Supplies & Equipment	252,914	2,326,466	149	4,992,329	7,571,858
Services	110,539	1,012,606	4,188	239,159	1,366,492
TOTAL	447,631	4,606,666	5,587	5,253,920	10,343,814
TOP CONTRACTORS PERFORMING IN THIS STATE					
CIVILIAN AGENCIES CONTRACTORS	DOLLARS (000)	DEPARTMENT OF DEFENSE CONTRACTORS	DOLLARS (000)		
1. ALLIED-SIGNAL INC	317,016	1. MCDONNELL DOUGLAS CORPORATION	8,365,882		
2. AMERISOURCE HEALTH CORPORATION	108,605	2. OLIN CORPORATION	130,865		
3. FORD MOTOR COMPANY	80,748	3. ESCO CORPORATION	96,796		
4. WORLD WIDE TECHNOLOGY INC	74,256	4. ENGINEERED SUPPORT SYSTEMS	62,423		
5. MK-FERGUSON CO	63,520	5. NOVELLY/GOLDSTEIN PARTNERSHIP	37,797		
6. INTERNATIONAL BUS MCHS CORP	61,671	6. ALLIEDSIGNAL INC	35,400		
7. SPRINT CORPORATION	45,608	7. BILFINGER & BERGER BAUKTIENGE	32,146		
8. THOMSON S A	35,099	8. SABRELINER CORPORATION	30,986		
9. SMITH ENVIRONMENTAL TECH CORP	17,681	9. TRANSWORL AIRLINES INC	30,545		
10. MORTENSON M A COMPANIES	15,547	10. LIBBY CORPORATION	22,718		

FEDERAL PROCUREMENT DATA SYSTEM
FEDERAL PROCUREMENT DOLLARS FOR MONTANA
 Fiscal Year 1996 to Date

Population 799,065
 Per Capita Procurement 289

Total Procurement By Place of Performance 230,899
 Rank Per Capita 42 Last Year 33

TOP FIVE COUNTIES					
NAME OF COUNTY	CIVILIAN AGENCIES		DEPARTMENT OF DEFENSE		TOTAL (000)
	SMALL DIS- ADVANTAGED (000)	OTHER (000)	SMALL DIS- ADVANTAGED (000)	OTHER (000)	
1. LEWIS AND CLARK	13,797	5,813	1,214	20,611	41,435
2. CASCADE	3,324	2,247	942	33,900	40,413
3. FLATHEAD	350	5,646	15,716	3,049	24,761
4. SILVER BOW	441	19,109	0	1,267	20,817
5. MISSOULA	232	12,878	0	1,247	14,357
TOP FIVE AGENCIES WITH PLACE OF PERFORMANCE IN THIS STATE (000)					
1. DEPARTMENT OF DEFENSE					89,622
2. DEPARTMENT OF AGRICULTURE					29,975
3. DEPARTMENT OF TRANSPORTATION					26,112
4. DEPARTMENT OF ENERGY					21,322
5. DEPARTMENT OF STATE					13,297
TOP FIVE CONTRACTING OFFICES LOCATED IN THIS STATE (000)					
1 ARMY, USPFO FOR MONTANA, HELENA					21,658
2 INTERIOR, BUR OF RECLAMATION, BILLINGS					20,441
3 AGRICULTURE, FOREST SERVICE, MISSOULA					9,961
4 HHS, PUBLIC HEALTH SERVICE, BILLINGS					8,819
5 AGRICULTURE, FOREST SERVICE, MISSOULA					5,027
TYPE OF PRODUCT OR SERVICE	SMALL BUSINESS (000)	LARGE BUSINESS (000)	STATE & LOCAL GOV'T (000)	NON- PROFIT & OTHER (000)	TOTAL (000)
R & D	17,564	270	649	465	159,161
Construction	66,524	38,519	32	0	55,661
Supplies & Equipment	38,255	5,311	16	1,165	10,182
Services	36,818	11,561	9,485	4,265	5,895
TOTAL	159,161	55,661	10,182	5,895	230,899
TOP CONTRACTORS PERFORMING IN THIS STATE					
CIVILIAN AGENCIES CONTRACTORS	DOLLARS (000)	DEPARTMENT OF DEFENSE CONTRACTORS	DOLLARS (000)		
1. MSE INC	16,418	1. EAGLE AVIATION INC	15,686		
2. GREENWAY ENTERPRISES INC	13,297	2. EDSALL CONSTRUCTION CO	12,023		
3. WEST ELECTRONICS INC	11,127	3. SWANK ENTERPRISES	11,924		
4. FRONTIER WEST INC	8,837	4. CONFEDRTED SLISH KTNAI TRIBES	3,465		
5. MORRISON KNUDSEN CORP DEL CORP	7,428	5. CENEX INC	3,399		
6. H K CONTRACTORS INC	6,817	6. MONTANA POWER COMPANY INC	2,939		
7. SWANK ENTERPRISES	3,599	7. OHM CORPORATION	2,791		
8. RYAN COMPANY INC	3,300	8. SHUMAKER TRCKG & EXCAV CONTRS	2,786		
9. WILLIAMS BROTHERS CONSTRUCTION	2,920	9. OSWOOD CONSTRUCTION CO	2,645		
10. NEPTUNE INC	2,858	10. MCC CONSTRUCTION CORPORATION	1,896		

FEDERAL PROCUREMENT DATA SYSTEM
FEDERAL PROCUREMENT DOLLARS FOR NEBRASKA
 Fiscal Year 1996 to Date

Population 1,578,385
 Per Capita Procurement 325

Total Procurement By Place of Performance 513,266
 Rank Per Capita 36 Last Year 42

TOP FIVE COUNTIES					
NAME OF COUNTY	CIVILIAN AGENCIES		DEPARTMENT OF DEFENSE		TOTAL (000)
	SMALL DIS-ADVANTAGED (000)	OTHER (000)	SMALL DIS-ADVANTAGED (000)	OTHER (000)	
1. SARPY	0	0	11,877	183,780	195,657
2. DOUGLAS	602	54,638	853	49,345	105,438
3. SALINE	0	50,190	0	0	50,190
4. LANCASTER	627	8,739	259	31,224	40,849
5. DAKOTA	0	0	0	40,735	40,735

TOP FIVE AGENCIES WITH PLACE OF PERFORMANCE IN THIS STATE (000)	
1. DEPARTMENT OF DEFENSE	366,759
2. DEPARTMENT OF AGRICULTURE	102,083
3. TENNESSEE VALLEY AUTHORITY	12,476
4. GENERAL SERVICES ADMINISTRATION	12,349
5. DEPARTMENT OF VETERANS AFFAIRS	7,081

TOP FIVE CONTRACTING OFFICES LOCATED IN THIS STATE (000)	
1 USAF, 55 CONS/CC, OFFUTT AFB	157,297
2 ARMY, ENGINEER DISTRICT OMAHA	133,695
3 ARMY, ENGINEER DISTRICT OMAHA (CIVIL)	132,709
4 ARMY, USPFO FOR NEBRASKA, LINCOLN	24,542
5 VA MEDICAL CENTER, OMAHA	8,213

TYPE OF PRODUCT OR SERVICE	SMALL BUSINESS (000)	LARGE BUSINESS (000)	STATE & LOCAL GOV'T (000)	NON-PROFIT & OTHER (000)	TOTAL (000)
R & D	184	21,974	14	448	139,061
Construction	35,348	26,576	0	0	355,655
Supplies & Equipment	66,668	165,831	46	980	3,985
Services	36,861	141,274	3,925	13,137	14,565
TOTAL	139,061	355,655	3,985	14,565	513,266

TOP CONTRACTORS PERFORMING IN THIS STATE			
CIVILIAN AGENCIES CONTRACTORS	DOLLARS (000)	DEPARTMENT OF DEFENSE CONTRACTORS	DOLLARS (000)
1. BUNGE HOLDINGS (HOLLAND) BV	36,961	1. TRACOR INC	60,290
2. AKSARBEN FOODS INC	17,186	2. IBP INC	40,678
3. LAUHOFF GRAIN COMPANY	13,218	3. HARRIS CORPORATION	29,463
4. VALMONT INDUSTRIES INC	12,533	4. STERLING SOFTWARE INC	27,887
5. CONGRA INC	11,964	5. STRUCTURAL ASSOCIATES INC	14,513
6. NORTHERN STATES BEEF	5,317	6. GTE CORPORATION	14,358
7. MID-AMERICA DAIRYMEN INC	4,116	7. AKSARBEN FOODS INC	11,614
8. MICHAEL FOODS INC	2,178	8. BLACK & DECKER CORPORATION	11,003
9. R L FAUSS BUILDERS INC	2,171	9. NEEDHAM INC	9,046
10. OMAHA MEAT PROCESSORS INC	1,739	10. DUNCAN AVIATION INC	6,101

FEDERAL PROCUREMENT DATA SYSTEM
FEDERAL PROCUREMENT DOLLARS FOR NEVADA
 Fiscal Year 1996 to Date

Population 1,201,833
 Per Capita Procurement 1,129

Total Procurement By Place of Performance 1,356,986
 Rank Per Capita 8 Last Year 20

TOP FIVE COUNTIES					
NAME OF COUNTY	CIVILIAN AGENCIES		DEPARTMENT OF DEFENSE		TOTAL (000)
	SMALL DIS-ADVANTAGED (000)	OTHER (000)	SMALL DIS-ADVANTAGED (000)	OTHER (000)	
1. CLARK	11,621	958,921	34,852	105,076	1,110,470
2. CHURCHILL	775	3,009	9,949	70,186	83,919
3. WASHOE	3,595	62,151	5,838	8,221	79,805
4. MINERAL	0	913	155	46,202	47,270
5. CARSON CITY (CITY)	1	8,361	48	4,530	12,940

TOP FIVE AGENCIES WITH PLACE OF PERFORMANCE IN THIS STATE (000)	
1. DEPARTMENT OF ENERGY	947,630
2. DEPARTMENT OF DEFENSE	290,489
3. DEPARTMENT OF VETERANS AFFAIRS	39,570
4. DEPARTMENT OF THE INTERIOR	24,347
5. DEPARTMENT OF LABOR	15,390

TOP FIVE CONTRACTING OFFICES LOCATED IN THIS STATE (000)	
1 ENERGY, NEVADA OPERATIONS OFC, LAS VEGAS	944,545
2 USAF, 99 CONS/CC NELLIS AFB	86,389
3 INTERIOR, BUR OF RECLAMATION, BOULDER CITY	17,641
4 VA MEDICAL CENTER, LAS VEGAS	9,051
5 VA MEDICAL CENTER, RENO	8,706

TYPE OF PRODUCT OR SERVICE	SMALL BUSINESS (000)	LARGE BUSINESS (000)	STATE & LOCAL GOV'T (000)	NON-PROFIT & OTHER (000)	TOTAL (000)
R & D	9,099	87	1,140	5,180	143,495
Construction	55,317	82,744	0	86	1,179,374
Supplies & Equipment	17,768	13,441	37	1,182	22,900
Services	61,311	1,083,102	21,723	4,769	11,217
TOTAL	143,495	1,179,374	22,900	11,217	1,356,986

TOP CONTRACTORS PERFORMING IN THIS STATE			
CIVILIAN AGENCIES CONTRACTORS	DOLLARS (000)	DEPARTMENT OF DEFENSE CONTRACTORS	DOLLARS (000)
1. BECHTEL GROUP INC	930,399	1. LOCKHEED MARTIN CORPORATION	46,759
2. MORTENSON M A COMPANIES	24,715	2. DAY & ZIMMERMANN INCORPORATED	40,936
3. IT CORP	18,552	3. DYNCORP	17,552
4. WACKENHUT CORPORATION	17,413	4. UNC INCORPORATED	17,537
5. UNIVERSITY & COMMUNITY COLLEGE	15,869	5. RICHARDS R P INC	14,731
6. RAYTHEON COMPANY	15,838	6. ACTUS CORP/SUNDT JT VENTURE	12,440
7. SCIENCE APPLICATIONS INTL CORP	6,746	7. SKIDMORE CONTRACTING CORP	9,274
8. BARNARD CONSTRUCTION CO INC	5,405	8. WEST COAST CONTRACTORS OF NEV	7,722
9. NEVADE UNIVERSITY OF	4,990	9. CABACO INC	6,810
10. LOCKHEED MARTIN CORPORATION	4,187	10. WIN BALLANCE INC	5,899

FEDERAL PROCUREMENT DATA SYSTEM
FEDERAL PROCUREMENT DOLLARS FOR NEW HAMPSHIRE
 Fiscal Year 1996 to Date

Population 1,109,252
 Per Capita Procurement 556

Total Procurement By Place of Performance 616,540
 Rank Per Capita 24 Last Year 26

TOP FIVE COUNTIES					
NAME OF COUNTY	CIVILIAN AGENCIES		DEPARTMENT OF DEFENSE		TOTAL (000)
	SMALL DIS- ADVANTAGED (000)	OTHER (000)	SMALL DIS- ADVANTAGED (000)	OTHER (000)	
1. HILLSBOROUGH	301	18,788	354	369,110	388,553
2. ROCKINGHAM	325	5,336	2,439	159,080	167,180
3. GRAFTON	186	11,698	893	23,421	36,198
4. STRAFFORD	0	6,957	403	3,062	10,422
5. MERRIMACK	238	4,197	0	2,098	6,533
TOP FIVE AGENCIES WITH PLACE OF PERFORMANCE IN THIS STATE (000)					
1. DEPARTMENT OF DEFENSE					566,876
2. GENERAL SERVICES ADMINISTRATION					15,023
3. NATIONAL AERONAUTICS AND SPACE ADMINISTRATION					11,481
4. DEPARTMENT OF TRANSPORTATION					7,548
5. DEPARTMENT OF VETERANS AFFAIRS					6,035
TOP FIVE CONTRACTING OFFICES LOCATED IN THIS STATE (000)					
1 NAVY, PORTSMOUTH NAVAL SHIPYARD					83,584
2 VA MEDICAL CENTER, MANCHESTER					1,802
3 ARMY, USPFO FOR NEW HAMPSHIRE, CONCORD					1,103
4 ARMY, COLD RGNS RSCH & ENGR LAB, HANOVER					880
5 AGRICULTURE, FOREST SERVICE, LACONIA					514
TYPE OF PRODUCT OR SERVICE	SMALL BUSINESS (000)	LARGE BUSINESS (000)	STATE & LOCAL GOV'T (000)	NON- PROFIT & OTHER (000)	TOTAL (000)
R & D	27,168	108,620	5,341	6,585	85,289
Construction	10,565	15,179	0	0	498,452
Supplies & Equipment	33,098	294,442	34	18,086	5,495
Services	14,458	80,211	120	2,633	27,304
TOTAL	85,289	498,452	5,495	27,304	616,540
TOP CONTRACTORS PERFORMING IN THIS STATE					
CIVILIAN AGENCIES CONTRACTORS	DOLLARS (000)	DEPARTMENT OF DEFENSE CONTRACTORS		DOLLARS (000)	
1. DESIGN CONTEMPO INC	5,826	1. LOCKHEED MARTIN CORPORATION		270,666	
2. NEW HAMPSHIRE UNIVERSITY OF	5,350	2. HEWLETT-PACKARD COMPANY		59,957	
3. OHM CORPORATION	4,250	3. SEQUA CORPORATION		44,382	
4. DIGITAL EQUIPMENT CORPORATION	4,218	4. ALCATEL SUBMARINE NETWORKS		43,196	
5. CREARE INC	4,186	5. LEXA INTERNATIONAL CORPORATION		21,530	
6. HARVEY CONSTRUCTION	2,812	6. TIMKEN COMPANY THE		12,592	
7. BEACON/PROCON	2,516	7. BEACON PROPERTIES CORP		11,077	
8. RAYTHEON COMPANY	1,539	8. DIGITAL EQUIPMENT CORPORATION		8,448	
9. NORTHEAST UTILITIES VOL ASSOC	1,080	9. ADVANCED ENGINEERING & TECH		7,450	
10. CABLETRON SYSTEMS INC	948	10. DESIGN CONTEMPO INC		6,001	

FEDERAL PROCUREMENT DATA SYSTEM
FEDERAL PROCUREMENT DOLLARS FOR NEW JERSEY
 Fiscal Year 1996 to Date

Population 7,730,188
 Per Capita Procurement 434

Total Procurement By Place of Performance 3,352,095
 Rank Per Capita 29 Last Year 27

TOP FIVE COUNTIES					
NAME OF COUNTY	CIVILIAN AGENCIES		DEPARTMENT OF DEFENSE		TOTAL (000)
	SMALL DIS- ADVANTAGED (000)	OTHER (000)	SMALL DIS- ADVANTAGED (000)	OTHER (000)	
1. BURLINGTON	1,320	19,689	21,730	711,895	754,634
2. MONMOUTH	9,063	9,485	75,588	342,786	436,922
3. MORRIS	-31	6,847	30,094	261,577	298,487
4. PASSAIC	0	19,243	1,270	273,725	294,238
5. MERCER	1,017	199,152	2,056	76,374	278,599
TOP FIVE AGENCIES WITH PLACE OF PERFORMANCE IN THIS STATE (000)					
1. DEPARTMENT OF DEFENSE					2,577,472
2. DEPARTMENT OF TRANSPORTATION					214,250
3. NATIONAL AERONAUTICS AND SPACE ADMINISTRATION					172,349
4. GENERAL SERVICES ADMINISTRATION					100,979
5. DEPARTMENT OF ENERGY					81,966
TOP FIVE CONTRACTING OFFICES LOCATED IN THIS STATE (000)					
1 ARMY, COMMUN & ELECTRONICS CMD, FORT MONMOUTH					2,963,330
2 ARMY, ARMAMENT RD&E CENTER, PICATINNY ARSENAL					1,053,298
3 NAVY, NAVAL AIR WARFARE CENTER, LAKEHURST					197,208
4 TRANSPORTATION, FED AVIATION ADMIN, ATLANTIC CITY					108,383
5 ARMY, COMMUN & ELECTRONICS CMD, FORT MONMOUTH					70,778
TYPE OF PRODUCT OR SERVICE	SMALL BUSINESS (000)	LARGE BUSINESS (000)	STATE & LOCAL GOV'T (000)	NON- PROFIT & OTHER (000)	TOTAL (000)
R & D	86,424	395,590	7,184	77,946	884,015
Construction	140,126	70,460	0	0	2,288,594
Supplies & Equipment	234,678	714,621	262	32,474	9,620
Services	422,787	1,107,923	2,174	59,446	169,866
TOTAL	884,015	2,288,594	9,620	169,866	3,352,095
TOP CONTRACTORS PERFORMING IN THIS STATE					
CIVILIAN AGENCIES CONTRACTORS	DOLLARS (000)	DEPARTMENT OF DEFENSE CONTRACTORS		DOLLARS (000)	
1. EXPORT TRANSPORTATION CORP	87,132	1. LOCKHEED MARTIN CORPORATION		539,975	
2. GENERAL ELECTRIC COMPANY	86,664	2. THE GENERAL ELECTRIC CO PLC		108,918	
3. LOCKHEED MARTIN CORPORATION	74,789	3. ITT CORPORATION		81,964	
4. MARINE TRANSPORT LINES INC	68,006	4. GENERAL ELECTRIC COMPANY		59,793	
5. PRINCETON UNIVERSITY	67,066	5. COMPUTER SCIENCES CORPORATION		57,436	
6. BAY SHIP MGMT	30,980	6. LOGICON INC		56,554	
7. WESTON ROY F INC	20,489	7. MAERSK INC		54,744	
8. RMS TECHNOLOGIES INC	16,337	8. KOCH INDUSTRIES INC		44,392	
9. SAXON CONSTRUCTION & MGT	15,852	9. AMERICAN AUTO CARRIERS INC		41,600	
10. AMERISOURCE HEALTH CORPORATION	15,452	10. SEMCOR INC		40,324	

FEDERAL PROCUREMENT DATA SYSTEM
FEDERAL PROCUREMENT DOLLARS FOR NEW MEXICO
 Fiscal Year 1996 to Date

Population 1,515,069
 Per Capita Procurement 2,392

Total Procurement By Place of Performance 3,623,888
 Rank Per Capita 2 Last Year 3

TOP FIVE COUNTIES					
NAME OF COUNTY	CIVILIAN AGENCIES		DEPARTMENT OF DEFENSE		TOTAL (000)
	SMALL DIS- ADVANTAGED (000)	OTHER (000)	SMALL DIS- ADVANTAGED (000)	OTHER (000)	
1. BERNALILLO	45,631	1,519,780	71,383	309,068	1,945,862
2. LOS ALAMOS	3,283	1,135,382	2,514	5,567	1,146,746
3. DONA ANA	9,795	52,336	50,416	105,528	218,075
4. EDDY	345	84,739	0	2,178	87,262
5. OTERO	376	2,993	18,706	47,797	69,872

TOP FIVE AGENCIES WITH PLACE OF PERFORMANCE IN THIS STATE (000)	
1. DEPARTMENT OF ENERGY	2,654,795
2. DEPARTMENT OF DEFENSE	679,539
3. GENERAL SERVICES ADMINISTRATION	82,177
4. NATIONAL AERONAUTICS AND SPACE ADMINISTRATION	50,311
5. DEPARTMENT OF HEALTH AND HUMAN SERVICES	46,221

TOP FIVE CONTRACTING OFFICES LOCATED IN THIS STATE (000)	
1 ENERGY, ALBUQUERQUE OPERATIONS OFFICE	3,322,503
2 USAF, PL/PKR R&D CONTRACTS, KIRTLAND AFB	219,557
3 USAF, PL/PKR R&D CONTRACTS, KIRTLAND AFB	126,639
4 ARMY, WHITE SANDS MISSILE RANGE	97,635
5 DOD, DEF EVAL SUPPORT ACTIVITY, KIRTLAND AFB	84,446

TYPE OF PRODUCT OR SERVICE	SMALL BUSINESS (000)	LARGE BUSINESS (000)	STATE & LOCAL GOV'T (000)	NON- PROFIT & OTHER (000)	TOTAL (000)
R & D	87,299	117,886	4,941	12,834	446,445
Construction	134,593	146,393	0	821	1,934,014
Supplies & Equipment	68,011	57,837	1,661	21,113	1,167,478
Services	156,542	1,611,898	1,160,876	41,183	75,951
TOTAL	446,445	1,934,014	1,167,478	75,951	3,623,888

TOP CONTRACTORS PERFORMING IN THIS STATE			
CIVILIAN AGENCIES CONTRACTORS	DOLLARS (000)	DEPARTMENT OF DEFENSE CONTRACTORS	DOLLARS (000)
1. SANDIA CORPORATION	1,285,800	1. LOCKHEED MARTIN CORPORATION	50,276
2. CALIFORNIA UNIVERSITY OF	1,125,735	2. HONEYWELL INC	48,593
3. WESTINGHOUSE ELECTRIC CORP	83,330	3. DYNCORP	33,638
4. MK-FERGUSON CO	42,217	4. EG&G INC	23,627
5. CENTEX CORPORATION	40,998	5. KIT PACK CO INC	20,359
6. ALLIEDSIGNAL INC	38,619	6. SVERDRUP CORPORATION	20,217
7. ROSS AVIATION	16,161	7. BDM INTERNATIONAL INC	19,126
8. BDM INTERNATIONAL INC	14,370	8. SCIENCE APPLICATIONS INTL CORP	17,857
9. ADVANCED SCIENCES INC	14,292	9. APPLIED RESEARCH ASSOC INC	14,929
10. AKAL SECURITY INC	9,125	10. ROCKWELL INTERNATIONAL CORP	13,875

FEDERAL PROCUREMENT DATA SYSTEM
FEDERAL PROCUREMENT DOLLARS FOR NEW YORK
 Fiscal Year 1996 to Date

Population 17,990,455
 Per Capita Procurement 305

Total Procurement By Place of Performance 5,485,440
 Rank Per Capita 39 Last Year 41

TOP FIVE COUNTIES					
NAME OF COUNTY	CIVILIAN AGENCIES		DEPARTMENT OF DEFENSE		TOTAL (000)
	SMALL DIS-ADVANTAGED (000)	OTHER (000)	SMALL DIS-ADVANTAGED (000)	OTHER (000)	
1. SUFFOLK	3,959	670,687	16,970	313,995	1,005,611
2. NASSAU	3,113	60,725	604	903,366	967,808
3. SCHENECTADY	728	284,528	668	324,948	610,872
4. BRONX	41,395	323,249	5,525	240,009	610,178
5. TIOGA	0	589	427	314,854	315,870

TOP FIVE AGENCIES WITH PLACE OF PERFORMANCE IN THIS STATE (000)	
1. DEPARTMENT OF DEFENSE	3,558,545
2. DEPARTMENT OF ENERGY	691,833
3. GENERAL SERVICES ADMINISTRATION	446,931
4. DEPARTMENT OF TRANSPORTATION	168,838
5. DEPARTMENT OF THE TREASURY	156,639

TOP FIVE CONTRACTING OFFICES LOCATED IN THIS STATE (000)	
1 ENERGY, SCHENECTADY NAVAL REACTORS OFFICE	323,713
2 GENERAL SVCS ADMIN, PUBLIC BLDG SVC, NEW YORK	253,166
3 GENERAL SVCS ADMIN, FED SUPPLY SVC, NEW YORK	152,605
4 NAVY, FACILITIES ENGINEERING CMD, NEW YORK	135,824
5 ARMY, ENGINEER DISTRICT, NEW YORK	125,761

TYPE OF PRODUCT OR SERVICE	SMALL BUSINESS (000)	LARGE BUSINESS (000)	STATE & LOCAL GOV'T (000)	NON-PROFIT & OTHER (000)	TOTAL (000)
R & D	77,274	358,471	8,248	55,508	499,501
Construction	194,847	325,288	0	60	520,195
Supplies & Equipment	426,815	1,534,769	525	176,635	2,138,744
Services	305,292	1,540,467	9,231	472,010	2,327,000
TOTAL	1,004,228	3,758,995	18,004	704,213	5,485,440

TOP CONTRACTORS PERFORMING IN THIS STATE			
CIVILIAN AGENCIES CONTRACTORS	DOLLARS (000)	DEPARTMENT OF DEFENSE CONTRACTORS	DOLLARS (000)
1. ASSOCIATED UNIVERSITIES INC	400,281	1. NORTHROP GRUMMAN CORPORATION	744,106
2. KAPL INC	281,828	2. LOCKHEED MARTIN CORPORATION	516,853
3. TURNER CORPORATION	189,800	3. GENERAL ELECTRIC COMPANY	215,323
4. MORGAN GUARANTEE TRUST	47,208	4. PHILIP MORRIS COMPANIES INC	172,163
5. MERRILL LYNCH & CO INC	43,603	5. WESTINGHOUSE ELECTRIC CORP	142,947
6. OMI CORPORATION	40,312	6. TOWER AIR INC	128,166
7. GOLDMAN SACHS GROUP L P	39,458	7. CAE INC	119,554
8. CONSOLIDATED EDISON CO OF NY	26,056	8. EATON CORPORATION	92,987
9. BELL ATLANTIC CORPORATION	23,104	9. UNISYS CORPORATION	81,350
10. UNITED TECHNOLOGIES CORP	19,517	10. HARRIS CORPORATION	65,082

FEDERAL PROCUREMENT DATA SYSTEM
FEDERAL PROCUREMENT DOLLARS FOR NORTH CAROLINA
 Fiscal Year 1996 to Date

Population 6,628,637
 Per Capita Procurement 309

Total Procurement By Place of Performance 2,048,534
 Rank Per Capita 38 Last Year 43

TOP FIVE COUNTIES					
NAME OF COUNTY	CIVILIAN AGENCIES		DEPARTMENT OF DEFENSE		TOTAL (000)
	SMALL DIS-ADVANTAGED (000)	OTHER (000)	SMALL DIS-ADVANTAGED (000)	OTHER (000)	
1. GUILFORD	2,342	17,549	19,078	413,308	452,277
2. CUMBERLAND	70	1,642	21,156	283,406	306,274
3. ONSLOW	0	2,737	7,837	221,071	231,645
4. DURHAM	7,361	129,139	403	28,661	165,564
5. MECKLENBURG	1,981	21,371	1,533	111,482	136,367
TOP FIVE AGENCIES WITH PLACE OF PERFORMANCE IN THIS STATE (000)					
1. DEPARTMENT OF DEFENSE					1,655,034
2. ENVIRONMENTAL PROTECTION AGENCY					65,314
3. DEPARTMENT OF HEALTH AND HUMAN SERVICES					65,313
4. GENERAL SERVICES ADMINISTRATION					55,384
5. DEPARTMENT OF VETERANS AFFAIRS					40,311
TOP FIVE CONTRACTING OFFICES LOCATED IN THIS STATE (000)					
1 ENVIR PROTECTION AGCY, RESEARCH TRIANGLE PARK					154,822
2 ARMY, DIRECTORATE OF CONTRACTING, FORT BRAGG					150,900
3 ARMY, ENGINEER DISTRICT WILMINGTON (CIVIL)					108,186
4 HHS, NATL INST FOR HEALTH, RES TRIANGL PARK					57,328
5 TRANSPORTATION, COAST GUARD, ELIZABETH CITY					45,199
TYPE OF PRODUCT OR SERVICE	SMALL BUSINESS (000)	LARGE BUSINESS (000)	STATE & LOCAL GOV'T (000)	NON-PROFIT & OTHER (000)	TOTAL (000)
R & D	24,053	220,689	15,718	46,335	746,298
Construction	325,662	261,401	0	0	1,118,842
Supplies & Equipment	150,249	277,449	196	68,953	28,437
Services	246,334	359,303	12,523	39,669	154,957
TOTAL	746,298	1,118,842	28,437	154,957	2,048,534
TOP CONTRACTORS PERFORMING IN THIS STATE					
CIVILIAN AGENCIES CONTRACTORS	DOLLARS (000)	DEPARTMENT OF DEFENSE CONTRACTORS		DOLLARS (000)	
1. RESEARCH TRIANGLE INSTITUTE	28,226	1. AT&T CORP	341,607		
2. L E MEYERS COMPANY	27,451	2. CSX CORPORATION	80,252		
3. NORTH CAROLINA UNIVERSITY OF	17,460	3. ADVANCED COMMUNICATIONS SYSTEMS	61,100		
4. KENDALL DRUG COMPANY	12,011	4. DANIS COMPANIES THE	42,110		
5. MANTECH INTERNATIONAL CORP	10,851	5. KENDALL DRUG COMPANY	39,089		
6. ASHLAND INC	10,149	6. CAROLINA POWER & LIGHT CO	27,816		
7. PEANUT PROCESSORS INC	9,681	7. JACOBS ENGINEERING GROUP INC	22,427		
8. NORTH CAROLINA STATE OF	7,385	8. NORTHEAST CONSTRUCTION CO	22,352		
9. S A S INSTITUTE OF	7,266	9. RJR NABISCO HOLDING CORP	21,407		
10. FAMILY HEALTH INTERNATIONAL	7,101	10. C CONSTRUCTION CO INC	21,219		

FEDERAL PROCUREMENT DATA SYSTEM
FEDERAL PROCUREMENT DOLLARS FOR NORTH DAKOTA
 Fiscal Year 1996 to Date

Population 638,800
 Per Capita Procurement 289

Total Procurement By Place of Performance 183,114
 Rank Per Capita 43 Last Year 39

TOP FIVE COUNTIES					
NAME OF COUNTY	CIVILIAN AGENCIES		DEPARTMENT OF DEFENSE		TOTAL (000)
	SMALL DIS- ADVANTAGED (000)	OTHER (000)	SMALL DIS- ADVANTAGED (000)	OTHER (000)	
1. GRAND FORKS	0	5,429	13,775	37,445	56,649
2. WARD	36	562	6,896	25,242	32,736
3. ROLETTE	22,503	344	852	2,000	25,699
4. CASS	2	17,765	368	2,329	20,464
5. PEMBINA	0	12,975	177	1,544	14,696
TOP FIVE AGENCIES WITH PLACE OF PERFORMANCE IN THIS STATE (000)					
1. DEPARTMENT OF DEFENSE					106,140
2. GENERAL SERVICES ADMINISTRATION					29,805
3. DEPARTMENT OF JUSTICE					14,116
4. DEPARTMENT OF AGRICULTURE					13,082
5. DEPARTMENT OF THE TREASURY					8,586
TOP FIVE CONTRACTING OFFICES LOCATED IN THIS STATE (000)					
1 USAF, 319 CONS/LGC, GRAND FORKS AFB					36,072
2 USAF, 5 CONS/CC, MINOT					26,804
3 VA MEDICAL/RO CENTER, FARGO					4,894
4 GENERAL SVCS ADMIN, PUBLIC BLDG SVC, FARGO					488
5 ARMY, USPFO FOR NORTH DAKOTA, BISMARCK					382
TYPE OF PRODUCT OR SERVICE	SMALL BUSINESS (000)	LARGE BUSINESS (000)	STATE & LOCAL GOV'T (000)	NON- PROFIT & OTHER (000)	TOTAL (000)
R & D	1,611	34	122	100	148,634
Construction	77,483	9,624	301	0	24,031
Supplies & Equipment	22,250	7,473	14	955	1,716
Services	47,290	6,900	1,279	7,678	8,733
TOTAL	148,634	24,031	1,716	8,733	183,114
TOP CONTRACTORS PERFORMING IN THIS STATE					
CIVILIAN AGENCIES CONTRACTORS	DOLLARS (000)	DEPARTMENT OF DEFENSE CONTRACTORS		DOLLARS (000)	
1. TURTLE MTN BND OF CHIPWA IND	22,549	1. PETERSON CONSTRUCTION CO OF ND	15,922		
2. PETERSON CONSTRUCTION CO OF ND	11,784	2. DUBOIS & SONS MASONRY INC	8,843		
3. MEINECKE-JOHNSON COMPANY	8,578	3. PARK CONSTRUCTION COMPANY	5,527		
4. NOODLES BY LEONARDO INC	4,144	4. NODAK ELECTRIC COOPERATIVE	4,628		
5. WALTON BEAN CO INC	3,316	5. DAKOTA TRIBAL INDUSTRIES INC	4,625		
6. GRANTS MECHANICAL INC	3,165	6. BANDERAS CONSTRUCTION INC	4,258		
7. SHECKLER CONTRACTING	2,697	7. LUCAS INDUSTRIES PLC	4,058		
8. DAKOTA GROWERS PASTA COMPANY	2,103	8. COMMUNITY CONTRACTORS INC	3,687		
9. DAKOTA ELECTRIC CNSTR CO	1,657	9. VERENDRYE ELECTRIC COOPERATIVE	2,416		
10. NORTH CENTRAL COMODITIES	1,401	10. WILLIAMS BUILDING CORPORATION	2,221		

FEDERAL PROCUREMENT DATA SYSTEM
FEDERAL PROCUREMENT DOLLARS FOR OHIO
 Fiscal Year 1996 to Date

Population 10,847,115
 Per Capita Procurement 382

Total Procurement By Place of Performance 4,147,765
 Rank Per Capita 32 Last Year 34

TOP FIVE COUNTIES					
NAME OF COUNTY	CIVILIAN AGENCIES		DEPARTMENT OF DEFENSE		TOTAL (000)
	SMALL DIS- ADVANTAGED (000)	OTHER (000)	SMALL DIS- ADVANTAGED (000)	OTHER (000)	
1. HAMILTON	9,608	400,984	900	822,898	1,234,390
2. GREENE	3,237	27,248	179,257	691,846	901,588
3. CUYAHOGA	100,727	281,231	4,646	111,059	497,663
4. FAIRFIELD	962	92,624	11,307	181,458	286,351
5. PIKE	-340	235,978	0	228	235,866

TOP FIVE AGENCIES WITH PLACE OF PERFORMANCE IN THIS STATE (000)	
1. DEPARTMENT OF DEFENSE	2,735,950
2. DEPARTMENT OF ENERGY	628,261
3. NATIONAL AERONAUTICS AND SPACE ADMINISTRATION	303,154
4. DEPARTMENT OF VETERANS AFFAIRS	83,176
5. GENERAL SERVICES ADMINISTRATION	80,822

TOP FIVE CONTRACTING OFFICES LOCATED IN THIS STATE (000)	
1 USAF, ASC/VFK, WRIGHT PATTERSON AFB	4,558,310
2 USAF, ASC/YCK, WRIGHT PATTERSON AFB	2,700,773
3 USAF, ASC/YFK, WRIGHT PATTERSON AFB	2,068,013
4 USAF, ASC/YPK, WRIGHT PATTERSON AFB	1,863,131
5 USAF, ASC/YSK, WRIGHT PATTERSON AFB	904,913

TYPE OF PRODUCT OR SERVICE	SMALL BUSINESS (000)	LARGE BUSINESS (000)	STATE & LOCAL GOV'T (000)	NON- PROFIT & OTHER (000)	TOTAL (000)
R & D	116,363	434,348	4,751	155,059	931,649
Construction	149,810	145,122	0	-3,100	2,657,262
Supplies & Equipment	301,762	998,342	317	175,725	12,243
Services	363,714	1,079,450	7,175	218,927	546,611
TOTAL	931,649	2,657,262	12,243	546,611	4,147,765

TOP CONTRACTORS PERFORMING IN THIS STATE			
CIVILIAN AGENCIES CONTRACTORS	DOLLARS (000)	DEPARTMENT OF DEFENSE CONTRACTORS	DOLLARS (000)
1. FLUOR CORPORATION	242,508	1. GENERAL ELECTRIC COMPANY	447,503
2. OHIO VALLEY ELECTRIC CORP	235,684	2. PROCTER & GAMBLE COMPANY	214,230
3. EG&G INC	111,802	3. LORAL CORPORATION	144,503
4. GENERAL ELECTRIC COMPANY	79,729	4. SCIENCE APPLICATIONS INTL CORP	111,584
5. GOLDEN EAGLE INDUSTRIES INC	57,432	5. BATTELLE MEMORIAL INSTITUTE	93,740
6. BATTELLE MEMORIAL INSTITUTE	39,803	6. GOODYEAR TIRE & RUBBER CO THE	84,458
7. NYMA INC	29,558	7. CFM INTERNATIONAL INC	56,307
8. OLIN CORPORATION	27,078	8. KDI CORPORATION	54,812
9. CORTEZ III SERVICE CORPORATION	26,542	9. WESTINGHOUSE ELECTRIC CORP	50,288
10. ALCO STANDARD CORPORATION	25,167	10. THE BRITISH PETROLEUM CO PLC	49,298

FEDERAL PROCUREMENT DATA SYSTEM
FEDERAL PROCUREMENT DOLLARS FOR OKLAHOMA
 Fiscal Year 1996 to Date

Population 3,145,585
 Per Capita Procurement 347

Total Procurement By Place of Performance 1,092,503
 Rank Per Capita 34 Last Year 37

TOP FIVE COUNTIES					
NAME OF COUNTY	CIVILIAN AGENCIES		DEPARTMENT OF DEFENSE		TOTAL (000)
	SMALL DIS- ADVANTAGED (000)	OTHER (000)	SMALL DIS- ADVANTAGED (000)	OTHER (000)	
1. OKLAHOMA	354	1,261	27,964	209,506	239,085
2. CANADIAN	17,473	125,590	4,081	76,661	223,805
3. OSAGE	4,178	47,486	9,915	39,944	101,523
4. KAY	0	706	0	91,766	92,472
5. COMANCHE	1,220	2,611	10,456	69,215	83,502
TOP FIVE AGENCIES WITH PLACE OF PERFORMANCE IN THIS STATE (000)					
1. DEPARTMENT OF DEFENSE					776,660
2. DEPARTMENT OF TRANSPORTATION					95,843
3. GENERAL SERVICES ADMINISTRATION					69,199
4. DEPARTMENT OF HEALTH AND HUMAN SERVICES					39,200
5. DEPARTMENT OF ENERGY					37,874
TOP FIVE CONTRACTING OFFICES LOCATED IN THIS STATE (000)					
1 USAF, OKLAHOMA CITY ALC/LAD					853,706
2 USAF, OKLAHOMA CITY ALC/LPD					641,271
3 USAF, OKLAHOMA CITY ALC/LKD					306,580
4 USAF, OKLAHOMA CITY ALC/LID					271,108
5 ARMY, ENGINEER DISTRICT TULSA					145,223
TYPE OF PRODUCT OR SERVICE	SMALL BUSINESS (000)	LARGE BUSINESS (000)	STATE & LOCAL GOV'T (000)	NON- PROFIT & OTHER (000)	TOTAL (000)
R & D	9,431	1,118	1,215	1,893	347,609
Construction	139,228	33,479	132	250	636,322
Supplies & Equipment	90,699	207,316	19	7,725	53,428
Services	108,251	394,409	52,062	45,276	55,144
TOTAL	347,609	636,322	53,428	55,144	1,092,503
TOP CONTRACTORS PERFORMING IN THIS STATE					
CIVILIAN AGENCIES CONTRACTORS	DOLLARS (000)	DEPARTMENT OF DEFENSE CONTRACTORS		DOLLARS (000)	
1. BDM-OKLAHOMA INC	31,065	1. BOEING COMPANY THE		99,324	
2. WYANDOTTE TRIBAL PETROLEUM	24,742	2. DU PONT E I DE NEMOURS AND CO		91,445	
3. MUSCOGEE CREEK NATION	14,587	3. NORTHROP GRUMMAN CORPORATION		53,071	
4. OKLAHOMA CITY AIRPORT TRS	13,074	4. UNC INCORPORATED		48,196	
5. SBC COMMUNICATIONS INC	11,478	5. MCDONNELL DOUGLAS CORPORATION		36,071	
6. AVTEL SERVICES INC	10,906	6. GARY-WILLIAMS COMPANY		26,972	
7. ROBINSON-VAN VUREN ASSOCIATES	10,150	7. TELOS CORPORATION		20,663	
8. BLACK & DECKER CORPORATION	8,845	8. GENERAL MOTORS CORPORATION		18,246	
9. TERRA CONSTRUCTION INC	8,641	9. SEQUA CORPORATION		16,488	
10. DATACOM SCIENCES INC	6,962	10. OKLAHOMA STATE UNIVERSITY		11,796	

FEDERAL PROCUREMENT DATA SYSTEM
FEDERAL PROCUREMENT DOLLARS FOR OREGON
 Fiscal Year 1996 to Date

Population 2,842,321
 Per Capita Procurement 175

Total Procurement By Place of Performance 496,735
 Rank Per Capita 50 Last Year 49

TOP FIVE COUNTIES					
NAME OF COUNTY	CIVILIAN AGENCIES		DEPARTMENT OF DEFENSE		TOTAL (000)
	SMALL DIS- ADVANTAGED (000)	OTHER (000)	SMALL DIS- ADVANTAGED (000)	OTHER (000)	
1. CLACKAMAS	3,316	89,259	3,769	110,599	206,943
2. JACKSON	4,505	22,652	37	783	27,977
3. KLAMATH	1,056	15,831	622	6,677	24,186
4. UMATILLA	659	14,449	308	8,043	23,459
5. WASHINGTON	0	3,661	56	19,145	22,862

TOP FIVE AGENCIES WITH PLACE OF PERFORMANCE IN THIS STATE (000)	
1. DEPARTMENT OF DEFENSE	201,403
2. DEPARTMENT OF AGRICULTURE	106,852
3. DEPARTMENT OF THE INTERIOR	54,352
4. GENERAL SERVICES ADMINISTRATION	36,771
5. DEPARTMENT OF HEALTH AND HUMAN SERVICES	20,417

TOP FIVE CONTRACTING OFFICES LOCATED IN THIS STATE (000)	
1 HHS, PUBLIC HEALTH SERVICE, PORTLAND	77,011
2 ARMY, ENGINEER DISTRICT PORTLAND (CIVIL)	72,922
3 INTERIOR, BUR OF LAND MANAGEMENT, PORTLAND	23,665
4 INTERIOR, FISH & WILDLIFE SERVICE, PORTLAND	12,218
5 ARMY, USPFO FOR OREGON, SALEM	9,817

TYPE OF PRODUCT OR SERVICE	SMALL BUSINESS (000)	LARGE BUSINESS (000)	STATE & LOCAL GOV'T (000)	NON- PROFIT & OTHER (000)	TOTAL (000)
R & D	11,041	4,901	2,032	7,927	262,292
Construction	73,581	34,830	0	7,845	177,392
Supplies & Equipment	69,658	90,366	751	5,069	27,904
Services	108,012	47,295	25,121	8,306	29,147
TOTAL	262,292	177,392	27,904	29,147	496,735

TOP CONTRACTORS PERFORMING IN THIS STATE			
CIVILIAN AGENCIES CONTRACTORS	DOLLARS (000)	DEPARTMENT OF DEFENSE CONTRACTORS	DOLLARS (000)
1. ERICKSON AIR-CRANE CO	15,289	1. DAIMLER-BENZ AG	50,995
2. CARGILL INCORPORATED	13,670	2. FLIR SYSTEMS INC	23,894
3. MANAGEMENT AND TRAINING CORP	11,621	3. P K CONTRACTORS INC	10,650
4. COLUMBIA HELICOPTERS INC	8,001	4. TEXTRONX INC	9,955
5. DALE RAMSAY CONSTR CO	7,662	5. DIX CORPORATION	7,845
6. GERBER LEGENDARY BLADES	6,312	6. PORT OF PORTLAND	7,085
7. DYNAMAC INTERNATIONAL INC	6,195	7. MANSON CNSTR & ENGRG CO	5,332
8. CONFEDERATED TR WRM SPRGS	6,002	8. GLOBAL MARITIME SERVICES INC	4,273
9. MARZER VENTURE	5,804	9. BOGATAY CONSTRUCTION INC	3,913
10. STEELMAN-DUFF INC	5,240	10. ANALOGY INC	2,000

FEDERAL PROCUREMENT DATA SYSTEM
FEDERAL PROCUREMENT DOLLARS FOR PENNSYLVANIA
 Fiscal Year 1996 to Date

Population 11,881,643
 Per Capita Procurement 420

Total Procurement By Place of Performance 4,990,580
 Rank Per Capita 30 Last Year 32

TOP FIVE COUNTIES					
NAME OF COUNTY	CIVILIAN AGENCIES		DEPARTMENT OF DEFENSE		TOTAL (000)
	SMALL DIS-ADVANTAGED (000)	OTHER (000)	SMALL DIS-ADVANTAGED (000)	OTHER (000)	
1. ALLEGHENY	17,545	473,905	12,542	919,707	1,423,699
2. PHILADELPHIA	16,680	183,066	44,990	682,303	927,039
3. MONTGOMERY	1,886	140,054	17,090	389,234	548,264
4. YORK	30	16,188	1,517	346,303	364,038
5. CUMBERLAND	0	1,370	21,612	208,318	231,300

TOP FIVE AGENCIES WITH PLACE OF PERFORMANCE IN THIS STATE (000)	
1. DEPARTMENT OF DEFENSE	3,772,681
2. DEPARTMENT OF ENERGY	426,009
3. GENERAL SERVICES ADMINISTRATION	155,698
4. DEPARTMENT OF VETERANS AFFAIRS	134,294
5. DEPARTMENT OF AGRICULTURE	76,078

TOP FIVE CONTRACTING OFFICES LOCATED IN THIS STATE (000)	
1 DOD, DEF LOGISTICS AGY (CLOTH & TEXT), PHILADELPHIA	806,581
2 NAVY, FLEET & INDUSTRIAL SUPPLY CTR, PHIL NAV SHIPYD	663,094
3 DOD, DEF LOGISTICS AGY, (SUBSISTENCE), PHILADELPHIA	471,510
4 DOD, DEF LOGISTICS AGY, (MEDICAL), PHILADELPHIA	452,988
5 ENERGY, PITTSBURG NAVAL REACTORS, WEST MIFFIN	427,236

TYPE OF PRODUCT OR SERVICE	SMALL BUSINESS (000)	LARGE BUSINESS (000)	STATE & LOCAL GOV'T (000)	NON-PROFIT & OTHER (000)	TOTAL (000)
R & D	97,865	590,886	12,741	171,992	873,484
Construction	133,322	168,851	0	621	302,794
Supplies & Equipment	467,481	1,338,100	572	57,137	1,863,290
Services	323,413	1,578,024	10,427	39,148	1,951,012
TOTAL	1,022,081	3,675,861	23,740	268,898	4,990,580

TOP CONTRACTORS PERFORMING IN THIS STATE			
CIVILIAN AGENCIES CONTRACTORS	DOLLARS (000)	DEPARTMENT OF DEFENSE CONTRACTORS	DOLLARS (000)
1. WESTINGHOUSE ELECTRIC CORP	255,905	1. WESTINGHOUSE ELECTRIC CORP	774,914
2. WEST VALLEY NUCLEAR SERVICES	113,785	2. UNITED DEFENSE LP	437,789
3. AMERISOURCE HEALTH CORPORATION	54,799	3. BOEING SKRSKY COMANCHE TEAM JV	223,182
4. GENERAL ELECTRIC COMPANY	41,800	4. LOCKHEED MARTIN CORPORATION	202,346
5. LOCKHEED MARTIN CORPORATION	28,754	5. MEDICAL SERVICE ASSN OF PA	170,404
6. BURNS & ROE INC	24,510	6. BOEING COMPANY THE	147,403
7. MASCARO INCORPORATED	23,655	7. COMPUTER SCIENCE CORPORATION	97,788
8. CYPRUS/AMAX COAL SALES CORP	22,517	8. GENERAL ELECTRIC COMPANY	94,895
9. MANAGEMENT AND TRAINING CORP	22,375	9. EMC SCIENCE CENTER INC	74,749
10. INTERNTIONAL COMPUTAPRINT CORP	19,366	10. DUCHOSSOIS INDUSTRIES INC	73,791

FEDERAL PROCUREMENT DATA SYSTEM
FEDERAL PROCUREMENT DOLLARS FOR RHODE ISLAND
 Fiscal Year 1996 to Date

Population 1,003,464
 Per Capita Procurement 374

Total Procurement By Place of Performance 374,819
 Rank Per Capita 33 Last Year 30

TOP FIVE COUNTIES					
NAME OF COUNTY	CIVILIAN AGENCIES		DEPARTMENT OF DEFENSE		TOTAL (000)
	SMALL DIS-ADVANTAGED (000)	OTHER (000)	SMALL DIS-ADVANTAGED (000)	OTHER (000)	
1. NEWPORT	3	2,708	13,804	273,488	290,003
2. PROVIDENCE	1,012	35,441	286	17,779	54,518
3. WASHINGTON	959	3,586	314	15,938	20,797
4. KENT	300	1,735	28	5,654	7,717
5. BRISTOL	0	361	152	1,271	1,784
TOP FIVE AGENCIES WITH PLACE OF PERFORMANCE IN THIS STATE (000)					
1. DEPARTMENT OF DEFENSE					328,714
2. GENERAL SERVICES ADMINISTRATION					9,653
3. DEPARTMENT OF VETERANS AFFAIRS					9,640
4. DEPARTMENT OF EDUCATION					8,036
5. DEPARTMENT OF THE TREASURY					6,716
TOP FIVE CONTRACTING OFFICES LOCATED IN THIS STATE (000)					
1 NAVY, UNDERSEA WARFARE CENTER, NAVAL USC					312,937
2 TRANSPORTATION, COAST GUARD, WARWICK					17,878
3 VA MEDICAL CENTER, PROVIDENCE					12,055
4 ARMY, USPFO FOR RHODE ISLAND, PROVIDENCE					1,946
5					
TYPE OF PRODUCT OR SERVICE	SMALL BUSINESS (000)	LARGE BUSINESS (000)	STATE & LOCAL GOV'T (000)	NON-PROFIT & OTHER (000)	TOTAL (000)
R & D	3,130	51,362	879	7,253	115,239
Construction	44,884	28,878	0	0	243,453
Supplies & Equipment	20,076	63,236	20	1,385	2,787
Services	47,149	99,977	1,888	4,702	13,340
TOTAL	115,239	243,453	2,787	13,340	374,819
TOP CONTRACTORS PERFORMING IN THIS STATE					
CIVILIAN AGENCIES CONTRACTORS	DOLLARS (000)	DEPARTMENT OF DEFENSE CONTRACTORS	DOLLARS (000)		
1. BROWN UNIVERSITY	6,120	1. RAYTHEON COMPANY	86,022		
2. LUSI A F CONSTRUCTION INC	3,410	2. GENERAL MOTORS CORPORATION	23,265		
3. PROMAC INC	2,751	3. ANALYSIS & TECHNOLOGY INC	18,650		
4. REYNOLDS METALS COMPANY	2,734	4. FOSTER WHEELER CORPORATION	17,967		
5. CEIMIC CORPORATION	2,077	5. AQUIDNECK MGT ASSOC LTD	9,055		
6. THE BIG PICTURE COMPANY	1,971	6. MCLAUGHLIN RESEARCH CORP	8,230		
7. FULLER GEORGE H & SON CO	1,879	7. T L T CONSTRUCTION CORP	7,591		
8. AID MAINTENANCE CO INC	1,650	8. LOGICON INC	7,528		
9. NARRAGANSETT INDIAN TRIBE	1,614	9. LUSI A F CONSTRUCTION INC	7,140		
10. COOKSON GROUP PLC	1,599	10. KPMG PEAT MARWICK LLP	6,598		

FEDERAL PROCUREMENT DATA SYSTEM
FEDERAL PROCUREMENT DOLLARS FOR SOUTH CAROLINA
 Fiscal Year 1996 to Date

Population 3,486,703
 Per Capita Procurement 690

Total Procurement By Place of Performance 2,406,521
 Rank Per Capita 22 Last Year 17

TOP FIVE COUNTIES					
NAME OF COUNTY	CIVILIAN AGENCIES		DEPARTMENT OF DEFENSE		TOTAL (000)
	SMALL DIS- ADVANTAGED (000)	OTHER (000)	SMALL DIS- ADVANTAGED (000)	OTHER (000)	
1. AIKEN	5,605	1,258,329	0	1,891	1,265,825
2. CHARLESTON	5,519	26,135	37,397	386,822	455,873
3. GREENVILLE	9	28,392	25	197,611	226,037
4. RICHLAND	3,643	24,422	8,235	170,060	206,360
5. BEAUFORT	0	1,359	1,124	56,682	59,165
TOP FIVE AGENCIES WITH PLACE OF PERFORMANCE IN THIS STATE (000)					
1. DEPARTMENT OF ENERGY					1,272,505
2. DEPARTMENT OF DEFENSE					1,016,216
3. GENERAL SERVICES ADMINISTRATION					19,431
4. DEPARTMENT OF AGRICULTURE					17,253
5. DEPARTMENT OF VETERANS AFFAIRS					15,512
TOP FIVE CONTRACTING OFFICES LOCATED IN THIS STATE (000)					
1 ENERGY, SAVANNAH RIVER OPS OFC, AIKEN					1,278,728
2 NAVY, FACILITIES ENGINEERING CMD, CHARLESTON					322,471
3 NAVY, COMMAND CONTROL & OCEAN, N CHARLESTON					54,108
4 ARMY, TRAINING CENTER, FORT JACKSON					38,465
5 USAF, 437 CONS/LGC, CHARLESTON AFB					32,376
TYPE OF PRODUCT OR SERVICE	SMALL BUSINESS (000)	LARGE BUSINESS (000)	STATE & LOCAL GOV'T (000)	NON- PROFIT & OTHER (000)	TOTAL (000)
R & D	3,867	1,576	2,651	18,540	320,531
Construction	125,508	201,836	0	0	2,038,175
Supplies & Equipment	48,578	115,019	182	4,119	5,939
Services	142,578	1,719,744	3,106	19,217	41,876
TOTAL	320,531	2,038,175	5,939	41,876	2,406,521
TOP CONTRACTORS PERFORMING IN THIS STATE					
CIVILIAN AGENCIES CONTRACTORS	DOLLARS (000)	DEPARTMENT OF DEFENSE CONTRACTORS		DOLLARS (000)	
1. WESTINGHOUSE ELECTRIC CORP	1,178,533	1. LOCKHEED MARTIN CORPORATION	144,846		
2. WACKENHUT CORPORATION	55,740	2. CLARK ENTERPRISES INC	106,603		
3. F D SERVICES INC	11,103	3. BLUE CROSS BLUE SHIELD OF SC	51,997		
4. AM-PRO PROTECTIVE AGENCY INC	8,634	4. SOCIETE HERSTALIENNE POUR LA F	44,892		
5. HALLIBURTON NUS ENV CORP	8,399	5. UNISYS CORPORATION	42,805		
6. ALCOA FUJIKURA	8,047	6. MOTOROLA INC	37,395		
7. CARGILL INCORPORATED	6,922	7. YONKERS CONTRACTING CO INC	30,320		
8. DYNAMIC EDUCATIONAL SYSTEMS INC	5,833	8. GILBERT ASSOCIATES INC	26,458		
9. TEXTRON INC	5,566	9. ALLIEDSIGNAL INC	21,209		
10. BAKER & BAKER	3,126	10. SOUTH CAROLINA RESEARCH AUTH	20,133		

FEDERAL PROCUREMENT DATA SYSTEM
FEDERAL PROCUREMENT DOLLARS FOR SOUTH DAKOTA
 Fiscal Year 1996 to Date

Population 696,004

Total Procurement By Place of Performance 219,810

Per Capita Procurement 316

Rank Per Capita 37

Last Year 36

TOP FIVE COUNTIES					
NAME OF COUNTY	CIVILIAN AGENCIES		DEPARTMENT OF DEFENSE		TOTAL (000)
	SMALL DIS- ADVANTAGED (000)	OTHER (000)	SMALL DIS- ADVANTAGED (000)	OTHER (000)	
1. UNION	0	25,658	28	49,043	74,729
2. MEADE	24	1,533	6,015	30,832	38,404
3. LINCOLN	2,366	21,792	0	5,337	29,495
4. PENNINGTON	3,174	11,482	104	3,027	17,787
5. CODINGTON	0	8,450	0	220	8,670
TOP FIVE AGENCIES WITH PLACE OF PERFORMANCE IN THIS STATE (000)					
1. DEPARTMENT OF DEFENSE					109,537
2. DEPARTMENT OF AGRICULTURE					25,816
3. DEPARTMENT OF VETERANS AFFAIRS					25,294
4. DEPARTMENT OF THE INTERIOR					18,927
5. GENERAL SERVICES ADMINISTRATION					14,658
TOP FIVE CONTRACTING OFFICES LOCATED IN THIS STATE (000)					
1 USAF, 28 CONS/CC, ELLSWORTH AFB					19,087
2 VA MEDICAL CENTER, FT MEADE					7,110
3 ARMY, USPFO FOR SOUTH DAKOTA, RAPID CITY					4,264
4 VA, R C JOHNSON MEMOR HOSPITAL, SIOUX FALLS					3,932
5 AGRICULTURE, FOREST SERVICE, CUSTER					3,721
TYPE OF PRODUCT OR SERVICE	SMALL BUSINESS (000)	LARGE BUSINESS (000)	STATE & LOCAL GOV'T (000)	NON- PROFIT & OTHER (000)	TOTAL (000)
R & D	286	0	419	0	76,825
Construction	40,163	8,665	271	0	132,718
Supplies & Equipment	23,423	99,273	15	279	3,618
Services	12,953	24,780	2,913	6,370	6,649
TOTAL	76,825	132,718	3,618	6,649	219,810
TOP CONTRACTORS PERFORMING IN THIS STATE					
CIVILIAN AGENCIES CONTRACTORS	DOLLARS (000)	DEPARTMENT OF DEFENSE CONTRACTORS	DOLLARS (000)		
1. GATEWAY 2000 INC	23,592	1. GATEWAY 2000 INC	29,792		
2. EL JAY POULTRY CORP	7,607	2. SOFTMART INC	18,112		
3. AMERICAN FOODS GROUP INC	7,046	3. WMX TECHNOLOGIES INC	6,522		
4. O'BRYAN CONTRACTING CO	6,516	4. KURTZ DEAN CONSTRUCTION	5,969		
5. ST SYSTEMS CORPORATION	4,934	5. EPS TECHNOLOGIES INC	4,801		
6. NORTHWESTERN ENGINEERING CO	4,263	6. HAUGAN GIL CONSTRUCTION INC	3,403		
7. SOFTMART INC	3,439	7. BLACK HILLS WORK SP TRAINING CTR	2,460		
8. EOSAT	3,177	8. CHIQUITA BRANDS INTERNATIONAL	1,938		
9. GENERAL MOTORS CORPORATION	2,892	9. BASIN ELECTRIC POWER COOP	1,899		
10. GFI AMERICA INC	2,697	10. MDU RESOURCES GROUP INC	1,866		

FEDERAL PROCUREMENT DATA SYSTEM
FEDERAL PROCUREMENT DOLLARS FOR TENNESSEE
 Fiscal Year 1996 to Date

Population 4,877,185
 Per Capita Procurement 845

Total Procurement By Place of Performance 4,118,941
 Rank Per Capita 17 Last Year 8

TOP FIVE COUNTIES					
NAME OF COUNTY	CIVILIAN AGENCIES		DEPARTMENT OF DEFENSE		TOTAL (000)
	SMALL DIS-ADVANTAGED (000)	OTHER (000)	SMALL DIS-ADVANTAGED (000)	OTHER (000)	
1. ANDERSON	20,482	1,819,169	3,508	19,575	1,862,734
2. SHELBY	7,536	122,190	7,632	335,688	473,046
3. DAVIDSON	5,334	302,373	1,144	73,267	382,118
4. COFFEE	3,723	15,288	2,356	332,206	353,573
5. HAMILTON	5,819	222,193	1,094	14,636	243,742

TOP FIVE AGENCIES WITH PLACE OF PERFORMANCE IN THIS STATE (000)	
1. DEPARTMENT OF ENERGY	1,753,598
2. DEPARTMENT OF DEFENSE	1,131,991
3. TENNESSEE VALLEY AUTHORITY	895,925
4. DEPARTMENT OF VETERANS AFFAIRS	111,010
5. DEPARTMENT OF AGRICULTURE	66,910

TOP FIVE CONTRACTING OFFICES LOCATED IN THIS STATE (000)	
1 ENERGY, OAK RIDGE OPERATIONS OFFICE	2,295,560
2 TENNESSEE VALLEY AUTHORITY, CHATTANOOGA	2,205,644
3 USAF, AEDC/PKO OPS CONT DIV, ARNOLD ENG DEV CTR	231,394
4 ARMY, ENGINEER DISTRICT MEMPHIS (CIVIL)	46,279
5 USAF, AEDC/PKP, ARNOLD ENG DEV CTR	32,335

TYPE OF PRODUCT OR SERVICE	SMALL BUSINESS (000)	LARGE BUSINESS (000)	STATE & LOCAL GOV'T (000)	NON-PROFIT & OTHER (000)	TOTAL (000)
R & D	19,672	234,148	5,574	6,288	635,929
Construction	63,871	379,345	0	2	3,357,356
Supplies & Equipment	437,910	626,897	361	15,263	13,542
Services	114,476	2,116,966	7,607	90,561	112,114
TOTAL	635,929	3,357,356	13,542	112,114	4,118,941

TOP CONTRACTORS PERFORMING IN THIS STATE			
CIVILIAN AGENCIES CONTRACTORS	DOLLARS (000)	DEPARTMENT OF DEFENSE CONTRACTORS	DOLLARS (000)
1. LOCKHEED MARTIN CORPORATION	1,550,979	1. FEDERAL EXPRESS CORPORATION	237,918
2. GUBMK CONSTRUCTORS	266,000	2. SVERDRUP CORPORATION THE	130,774
3. HANSON PLC	98,026	3. COMPUTER SCIENCES CORPORATION	104,848
4. BECHTEL GROUP INC	95,135	4. TENNESSEE APPAREL CORP	66,019
5. OAK RIDGE ASSOCIATED UNIV	72,628	5. EASTMAN KODAK COMPANY	59,022
6. AMERISOURCE HEALTH CORPORATION	71,391	6. TENNIER INDUSTRIES INC	55,807
7. CAL WESTERN PACKAGING CORP	59,683	7. LOCKHEED MARTIN CORPORATION	36,964
8. C S X TRANSPORTATION INC	50,079	8. TENNESSEE WHOLESALE DRUG CO	34,635
9. NUCLEAR FUEL SERVICES INC	41,768	9. BOEING SIKORSKY ARCFT SUPPORT	22,951
10. NORFOLK SOUTHERN	36,019	10. MAPCO INC	22,797

FEDERAL PROCUREMENT DATA SYSTEM
FEDERAL PROCUREMENT DOLLARS FOR TEXAS
 Fiscal Year 1996 to Date

Population 16,986,510
 Per Capita Procurement 777

Total Procurement By Place of Performance 13,199,992
 Rank Per Capita 18 Last Year 16

TOP FIVE COUNTIES					
NAME OF COUNTY	CIVILIAN AGENCIES		DEPARTMENT OF DEFENSE		TOTAL (000)
	SMALL DIS- ADVANTAGED (000)	OTHER (000)	SMALL DIS- ADVANTAGED (000)	OTHER (000)	
1. TARRANT	4,638	67,181	5,470	3,370,449	3,447,738
2. FORT BEND	36,268	2,657,059	-12,651	78,112	2,758,788
3. DALLAS	170	48,805	1,468	1,105,626	1,156,069
4. COLLIN	13,752	172,625	2,910	932,202	1,121,489
5. BEXAR	10,280	85,728	170,483	451,618	718,109
TOP FIVE AGENCIES WITH PLACE OF PERFORMANCE IN THIS STATE (000)					
1. DEPARTMENT OF DEFENSE					9,073,887
2. NATIONAL AERONAUTICS AND SPACE ADMINISTRATION					2,565,917
3. DEPARTMENT OF ENERGY					339,587
4. GENERAL SERVICES ADMINISTRATION					267,689
5. DEPARTMENT OF JUSTICE					183,369
TOP FIVE CONTRACTING OFFICES LOCATED IN THIS STATE (000)					
1 NASA, JOHNSON SPACE CENTER, HOUSTON					3,239,746
2 USAF, SAN ANTONIO ALC/LPK, KELLY AFB					638,171
3 USAF, HSC/PVK, BROOKS AFB					381,285
4 ARMY, ENGINEER DISTRICT FORT WORTH					332,950
5 USAF, SAN ANTONIO ALC/LDK, KELLY AFB					307,934
TYPE OF PRODUCT OR SERVICE	SMALL BUSINESS (000)	LARGE BUSINESS (000)	STATE & LOCAL GOV'T (000)	NON- PROFIT & OTHER (000)	TOTAL (000)
R & D	83,353	2,875,798	29,964	167,139	3,156,254
Construction	396,535	554,101	0	3,748	954,384
Supplies & Equipment	515,546	2,965,583	1,838	1,944,562	5,427,529
Services	562,628	2,821,964	44,896	232,337	3,661,825
TOTAL	1,558,062	9,217,446	76,698	2,347,786	13,199,992
TOP CONTRACTORS PERFORMING IN THIS STATE					
CIVILIAN AGENCIES CONTRACTORS	DOLLARS (000)	DEPARTMENT OF DEFENSE CONTRACTORS	DOLLARS (000)		
1. BOEING COMPANY THE	1,514,589	1. LOCKHEED MARTIN CORPORATION	2,665,548		
2. LOCKHEED MARTIN CORPORATION	318,595	2. TEXTRON INC	917,857		
3. MASON COMPANY THE	302,568	3. TEXAS INSTRUMENTS INCORPORATED	526,923		
4. ROCKWELL INTERNATIONAL CORP	292,391	4. CHRYSLER CORPORATION	263,710		
5. RAYTHEON COMPANY	90,653	5. RAYTHEON COMPANY	251,691		
6. CADDELL CONSTRUCTION INC	80,826	6. EXXON CORPORATION	231,454		
7. UNITED SPACE ALLIANCE LLC	74,448	7. T I/MARTIN JAVELIN JOINT VENTR	207,321		
8. GENERAL MOTORS CORPORATION	69,636	8. DYNCORP	205,612		
9. NORTHROP GRUMMAN CORPORATION	57,981	9. ROYAL DUTCH SHELL GROUP	200,784		
10. COMPUTER DATA SYSTEMS INC	38,547	10. TEXAS UNIVERSITY OF	155,084		

FEDERAL PROCUREMENT DATA SYSTEM
FEDERAL PROCUREMENT DOLLARS FOR UTAH
 Fiscal Year 1996 to Date

Population 1,722,850
 Per Capita Procurement 530

Total Procurement By Place of Performance 913,366
 Rank Per Capita 25 Last Year 13

TOP FIVE COUNTIES					
NAME OF COUNTY	CIVILIAN AGENCIES		DEPARTMENT OF DEFENSE		TOTAL (000)
	SMALL DIS- ADVANTAGED (000)	OTHER (000)	SMALL DIS- ADVANTAGED (000)	OTHER (000)	
1. BOX ELDER	0	395,609	0	42,025	437,634
2. SALT LAKE	9,222	46,573	7,157	130,566	193,518
3. DAVIS	408	18,236	23,224	80,260	122,128
4. CARBON	0	88,332	0	0	88,332
5. TOOELE	0	5,418	12,157	34,068	51,643

TOP FIVE AGENCIES WITH PLACE OF PERFORMANCE IN THIS STATE (000)	
1. NATIONAL AERONAUTICS AND SPACE ADMINISTRATION	399,081
2. DEPARTMENT OF DEFENSE	393,157
3. DEPARTMENT OF THE INTERIOR	22,051
4. DEPARTMENT OF AGRICULTURE	19,296
5. DEPARTMENT OF LABOR	17,433

TOP FIVE CONTRACTING OFFICES LOCATED IN THIS STATE (000)	
1 USAF, OGDEN ALC/LIK, HILL AFB	583,915
2 USAF, OGDEN ALC/LMK, HILL AFB	428,018
3 USAF, OGDEN ALC/LAK, HILL AFB	183,834
4 USAF, OGDEN ALC/PKO, HILL AFB	152,600
5 USAF, OGDEN ALC/PK, HILL AFB	56,420

TYPE OF PRODUCT OR SERVICE	SMALL BUSINESS (000)	LARGE BUSINESS (000)	STATE & LOCAL GOV'T (000)	NON- PROFIT & OTHER (000)	TOTAL (000)
R & D	15,093	56,851	7,356	21,589	231,901
Construction	91,335	18,337	1	1,911	633,042
Supplies & Equipment	66,586	447,008	66	1,428	11,965
Services	58,887	110,846	4,542	11,530	36,458
TOTAL	231,901	633,042	11,965	36,458	913,366

TOP CONTRACTORS PERFORMING IN THIS STATE			
CIVILIAN AGENCIES CONTRACTORS	DOLLARS (000)	DEPARTMENT OF DEFENSE CONTRACTORS	DOLLARS (000)
1. THIOKOL CORPORATION	394,841	1. THIOKOL CORPORATION	42,025
2. ANSCHUTZ CORPORATION	74,131	2. ALLIANT TECHSYSTEMS INC	31,595
3. MANAGEMENT AND TRAINING CORP	16,336	3. UTAH STATE UNIVERSITY	17,961
4. COMMONWEALTH COAL SALES INC	11,845	4. LITTON INDUSTRIES INC	17,637
5. ZOLMAN CONSTRUCTION & DEV	7,770	5. EVANS & SUTHERLAND CMPT CORP	13,843
6. ENVIRONMENTAL CHEMICAL CORP	6,530	6. LOCKHEED MARTIN CORPORATION	12,670
7. ENVIROCARE OF UTAH INC	5,243	7. ROCKWELL INTERNATIONAL CORP	9,936
8. UTAH UNIVERSITY OF	4,090	8. BENECO ENTERPRISES INC	9,781
9. COASTAL CORPORATION	3,220	9. UNISYS CORPORATION	8,671
10. WEEMINUCHE CONSTRUCTION AUTH	2,826	10. DAMES & MOORE INC	8,497

FEDERAL PROCUREMENT DATA SYSTEM
FEDERAL PROCUREMENT DOLLARS FOR VERMONT
 Fiscal Year 1996 to Date

Population 562,758
 Per Capita Procurement 474

Total Procurement By Place of Performance 266,937
 Rank Per Capita 27 Last Year 31

TOP FIVE COUNTIES					
NAME OF COUNTY	CIVILIAN AGENCIES		DEPARTMENT OF DEFENSE		TOTAL (000)
	SMALL DIS-ADVANTAGED (000)	OTHER (000)	SMALL DIS-ADVANTAGED (000)	OTHER (000)	
1. CHITTENDEN	117	11,885	54	211,144	223,200
2. FRANKLIN	0	13,007	451	1,016	14,474
3. ADDISON	0	5,646	0	7,690	13,336
4. WINDSOR	2,090	2,728	0	594	5,412
5. WASHINGTON	0	2,801	0	1,820	4,621

TOP FIVE AGENCIES WITH PLACE OF PERFORMANCE IN THIS STATE (000)	
1. DEPARTMENT OF DEFENSE	225,427
2. GENERAL SERVICES ADMINISTRATION	17,208
3. DEPARTMENT OF VETERANS AFFAIRS	8,109
4. DEPARTMENT OF LABOR	5,563
5. AGENCY FOR INTERNATIONAL DEVELOPMENT	5,125

TOP FIVE CONTRACTING OFFICES LOCATED IN THIS STATE (000)	
1 JUSTICE, IMMIGRA & NATURAL SVC, BURLINGTON	42,938
2 VA MEDICAL/RO, WHITE RIVER JUNCTION	6,639
3 ARMY, USPFO FOR VERMONT, COLCHESTER	924
4 GENERAL SVCS ADMIN,,PUBLIC BLDGS SVCS, BURLINGTON	437
5 AGRICULTURE, FOREST SERVICE, RUTLAND	6

TYPE OF PRODUCT OR SERVICE	SMALL BUSINESS (000)	LARGE BUSINESS (000)	STATE & LOCAL GOV'T (000)	NON-PROFIT & OTHER (000)	TOTAL (000)
R & D	2,379	78,632	417	226	29,440
Construction	13,994	1,336	0	0	231,010
Supplies & Equipment	6,738	135,162	14	3,407	758
Services	6,329	15,880	327	2,096	5,729
TOTAL	29,440	231,010	758	5,729	266,937

TOP CONTRACTORS PERFORMING IN THIS STATE			
CIVILIAN AGENCIES CONTRACTORS	DOLLARS (000)	DEPARTMENT OF DEFENSE CONTRACTORS	DOLLARS (000)
1. POULIN D L INCORPORATED	8,679	1. LOCKHEED MARTIN CORPORATION	208,416
2. CAREER SYSTEMS DEV CORP	5,351	2. GOODRICH B F COMPANY THE	5,506
3. ASSOCIATES IN RURAL DEV	5,125	3. SIMMONDS PRECISION PRODUCTS	2,040
4. WACHOVIA BANK OF NORTH CAROLIN	2,090	4. NORWICH UNIVERSITY	1,272
5. MACRO INTERNATIONAL INC	1,854	5. MONTFORT DAIRY PRODUCTS	775
6. GRANITE INDUSTRIES OF VERMONT	1,794	6. NORTH DANCER LABS	764
7. CATAMOUNT CNSTR CO OF VT	1,307	7. GENERAL SCIENTIFIC CORPORATION	719
8. OSTROW ELECTRICAL CO	1,191	8. COLLINS S B INC	560
9. HANDFORD GENERAL CONTRACTORS	1,155	9. UNIVERSITY OF VERMONT & STATE	473
10. SO BURLINGTON INS PARTNERSHIP	910	10. KARL SUSS AMERICA INC	449

FEDERAL PROCUREMENT DATA SYSTEM
FEDERAL PROCUREMENT DOLLARS FOR VIRGINIA
 Fiscal Year 1996 to Date

Population 6,187,358
 Per Capita Procurement 2,304

Total Procurement By Place of Performance 14,255,885
 Rank Per Capita 3 Last Year 2

TOP FIVE COUNTIES					
NAME OF COUNTY	CIVILIAN AGENCIES		DEPARTMENT OF DEFENSE		TOTAL (000)
	SMALL DIS-ADVANTAGED (000)	OTHER (000)	SMALL DIS-ADVANTAGED (000)	OTHER (000)	
1. FAIRFAX	167,783	1,147,478	169,540	3,488,011	4,972,812
2. ARLINGTON	139,676	555,208	217,722	1,074,288	1,986,894
3. FALLS CHURCH (CITY)	22,683	100,051	91,349	1,029,587	1,243,670
4. ALEXANDRIA (CITY)	45,010	131,533	147,912	706,318	1,030,773
5. FAIRFAX (CITY)	64,150	584,933	109,481	260,290	1,018,854
TOP FIVE AGENCIES WITH PLACE OF PERFORMANCE IN THIS STATE (000)					
1. DEPARTMENT OF DEFENSE					10,345,629
2. DEPARTMENT OF ENERGY					666,594
3. GENERAL SERVICES ADMINISTRATION					582,437
4. DEPARTMENT OF TRANSPORTATION					441,104
5. NATIONAL AERONAUTICS AND SPACE ADMINISTRATION					426,717
TOP FIVE CONTRACTING OFFICES LOCATED IN THIS STATE (000)					
1 DOD, DEF LOGISTICS AGY, FUEL SUPPLY CTR, ALEXANDRIA					3,889,947
2 NAVY, SPACE & NAVAL WARFARE SYS CMD, ARLINGTON					2,048,867
3 NAVY, NAVAL AIR SYSTEMS COMMAND, CRYSTAL CITY					1,583,816
4 NAVY, STRATEGIC SYSTEMS PROGRAM, ARLINGTON					1,393,819
5 DOD,,DEFENSE COMMISSARY AGENCY, FORT LEE					1,028,286
TYPE OF PRODUCT OR SERVICE	SMALL BUSINESS (000)	LARGE BUSINESS (000)	STATE & LOCAL GOV'T (000)	NON-PROFIT & OTHER (000)	TOTAL (000)
R & D	666,811	759,240	6,486	386,014	1,818,551
Construction	322,514	482,366	0	244	805,124
Supplies & Equipment	959,842	2,081,240	295	94,773	3,136,150
Services	2,555,908	5,531,278	4,278	404,596	8,496,060
TOTAL	4,505,075	8,854,124	11,059	885,627	14,255,885
TOP CONTRACTORS PERFORMING IN THIS STATE					
CIVILIAN AGENCIES CONTRACTORS	DOLLARS (000)	DEPARTMENT OF DEFENSE CONTRACTORS	DOLLARS (000)		
1. TRW INC	399,084	1. TENNECO INC	455,865		
2. BABCOCK & WILCOX CO	178,322	2. GENERAL MOTORS CORPORATION	423,083		
3. SCIENCE APPLICATIONS INTL CORP	96,561	3. STANDARD MISSILE LLC	371,382		
4. DYNACORP	83,734	4. COMPUTER SCIENCES CORPORATION	356,257		
5. UNISYS CORPORATION	78,201	5. BLACK & DECKER CORPORATION	288,614		
6. SOUTHEASTERN UNIV RESCH ASSN	75,933	6. SCIENCE APPLICATIONS INTL CORP	283,563		
7. MITRE CORPORATION	73,178	7. WORLDCORP INC	270,876		
8. BTG INC	72,827	8. BDM INTERNATIONAL INC	240,244		
9. BLACK & DECKER CORPORATION	69,078	9. LOGICON INC	203,308		
10. COMPUTER SCIENCES CORPORATION	64,959	10. GALAXY SCIENTIFIC CORP	197,105		

FEDERAL PROCUREMENT DATA SYSTEM
FEDERAL PROCUREMENT DOLLARS FOR WASHINGTON
 Fiscal Year 1996 to Date

Population 4,866,692
 Per Capita Procurement 908

Total Procurement By Place of Performance 4,417,481
 Rank Per Capita 11 Last Year 10

TOP FIVE COUNTIES					
NAME OF COUNTY	CIVILIAN AGENCIES		DEPARTMENT OF DEFENSE		TOTAL (000)
	SMALL DIS- ADVANTAGED (000)	OTHER (000)	SMALL DIS- ADVANTAGED (000)	OTHER (000)	
1. KING	20,581	251,684	7,886	1,285,131	1,565,282
2. BENTON	4,767	1,530,841	0	7,925	1,543,533
3. WHATCOM	3,985	6,975	6,942	275,022	292,924
4. PIERCE	1,150	25,496	45,418	177,901	249,965
5. KITSAP	116	7,543	15,351	210,254	233,264
TOP FIVE AGENCIES WITH PLACE OF PERFORMANCE IN THIS STATE (000)					
1. DEPARTMENT OF DEFENSE					2,380,798
2. DEPARTMENT OF ENERGY					1,525,371
3. NATIONAL AERONAUTICS AND SPACE ADMINISTRATION					94,640
4. DEPARTMENT OF HEALTH AND HUMAN SERVICES					94,434
5. DEPARTMENT OF AGRICULTURE					87,083
TOP FIVE CONTRACTING OFFICES LOCATED IN THIS STATE (000)					
1 ENERGY, RICHLAND OPERATIONS OFFICE					1,528,701
2 NAVY, FACILITIES ENGINEERING, POULSBO					249,884
3 ARMY, ENGINEER DISTRICT SEATTLE					156,212
4 NAVY, FLEET & INDUSTRIAL SUPPLY CTR, BREMERTON					106,598
5 ARMY, ENGINEER DISTRICT WALLA WALLA (CIVIL)					85,152
TYPE OF PRODUCT OR SERVICE	SMALL BUSINESS (000)	LARGE BUSINESS (000)	STATE & LOCAL GOV'T (000)	NON- PROFIT & OTHER (000)	TOTAL (000)
R & D	28,735	502,071	14,178	36,265	581,249
Construction	211,923	170,312	0	155	382,390
Supplies & Equipment	151,682	622,862	164	322,835	1,097,543
Services	159,564	2,105,490	46,807	44,438	2,356,299
TOTAL	551,904	3,400,735	61,149	403,693	4,417,481
TOP CONTRACTORS PERFORMING IN THIS STATE					
CIVILIAN AGENCIES CONTRACTORS	DOLLARS (000)	DEPARTMENT OF DEFENSE CONTRACTORS		DOLLARS (000)	
1. WESTINGHOUSE ELECTRIC CORP	895,409	1. BOEING COMPANY THE		1,070,390	
2. BATTELLE MEMORIAL INSTITUTE	379,603	2. ATLANTIC RICHFIELD COMPANY		273,359	
3. BECHTEL GROUP INC	144,095	3. CSX CORPORATION		78,620	
4. BOEING COMPANY THE	83,600	4. JOHNSON CONTROLS INC		54,971	
5. LOCKHEED MARTIN CORPORATION	27,000	5. WESTERN ATLAS INC		35,365	
6. BNFL INC	27,000	6. FOSTER WHEELER CORPORATION		30,241	
7. FLUOR CORPORATION	20,801	7. ALLIANT TECHSYSTEMS INC		28,793	
8. MAC TECHNICAL SERVICES CO	20,026	8. U S OIL & REFINING CO		20,283	
9. PUYALLUP TRIBAL HEALTH AUTH	10,588	9. MCKESSON CORPORATION		13,662	
10. YAKAMA INDIAN NATION	9,712	10. ABSHER CONSTRUCTION COMPANY		13,609	

FEDERAL PROCUREMENT DATA SYSTEM
FEDERAL PROCUREMENT DOLLARS FOR WEST VIRGINIA
 Fiscal Year 1996 to Date

Population 1,793,477
 Per Capita Procurement 249

Total Procurement By Place of Performance 445,946
 Rank Per Capita 44 Last Year 35

TOP FIVE COUNTIES					
NAME OF COUNTY	CIVILIAN AGENCIES		DEPARTMENT OF DEFENSE		TOTAL (000)
	SMALL DIS-ADVANTAGED (000)	OTHER (000)	SMALL DIS-ADVANTAGED (000)	OTHER (000)	
1. BERKELEY	11,153	48,278	50	579	60,060
2. MONONGALIA	4,060	42,894	2,562	5,143	54,659
3. MARION	2,101	6,005	1,238	40,227	49,571
4. KANAWHA	65	26,334	6,431	4,918	37,748
5. MINERAL	0	706	0	32,964	33,670
TOP FIVE AGENCIES WITH PLACE OF PERFORMANCE IN THIS STATE (000)					
1. DEPARTMENT OF DEFENSE					203,059
2. TENNESSEE VALLEY AUTHORITY					57,673
3. DEPARTMENT OF VETERANS AFFAIRS					30,034
4. DEPARTMENT OF JUSTICE					29,004
5. DEPARTMENT OF ENERGY					27,455
TOP FIVE CONTRACTING OFFICES LOCATED IN THIS STATE (000)					
1 ARMY, ENGINEER DISTRICT HUNTINGTON (CIVIL)					132,993
2 ENERGY, MORGANTOWN ENERGY TECHNOLOGY CENTER					90,322
3 VA MEDICAL CENTER, MARTINSBURG					15,889
4 AGRICULTURE, SOIL CONSERVATION SVC, MORGANTOWN					13,046
5 TREASURY, BUR OF THE PUBLIC DEBT, PARKERSBURG					11,309
TYPE OF PRODUCT OR SERVICE	SMALL BUSINESS (000)	LARGE BUSINESS (000)	STATE & LOCAL GOV'T (000)	NON-PROFIT & OTHER (000)	TOTAL (000)
R & D	8,233	1,576	664	7,897	148,522
Construction	55,304	124,600	0	0	276,553
Supplies & Equipment	28,065	70,136	95	4,437	4,319
Services	56,920	80,241	3,560	4,218	16,552
TOTAL	148,522	276,553	4,319	16,552	445,946
TOP CONTRACTORS PERFORMING IN THIS STATE					
CIVILIAN AGENCIES CONTRACTORS	DOLLARS (000)	DEPARTMENT OF DEFENSE CONTRACTORS	DOLLARS (000)		
1. ORION RESOURCES INC	17,565	1. JOHNSON AL CONSTRUCTION CO	39,800		
2. EG&G INC	16,278	2. ALLIANT TECHSYSTEMS INC	30,007		
3. NORTH AMERICAN MORPHO SYS INC	15,840	3. CENTEX CORPORATION	17,096		
4. CYPRUS AMAX MINERALS COMPANY	12,912	4. DEBCON INC	8,097		
5. ARCH MINERAL CORPORATION	12,398	5. COAKLEY & WILLIAMS INC	7,499		
6. CONSOL INCORPORATED	10,376	6. PHILIPP HOLZMANN AG	7,151		
7. MANAGEMENT AND TRAINING CORP	7,821	7. KIEWIT PETER SONS DE CORP	6,000		
8. AMERISOURCE HEALTH CORPORATION	6,380	8. TECNICO CORPORATION	5,764		
9. EARTH TECHNOLOGY CORP USA	6,151	9. CORTE CONSTRUCTION CO INC	5,556		
10. WEST VIRGINIA MEDICAL INST	6,000	10. BILFINGER + BERGER BAUKTIENGE	5,080		

FEDERAL PROCUREMENT DATA SYSTEM
FEDERAL PROCUREMENT DOLLARS FOR WISCONSIN
 Fiscal Year 1996 to Date

Population 4,481,769
 Per Capita Procurement 200

Total Procurement By Place of Performance 979,425
 Rank Per Capita 47 Last Year 48

TOP FIVE COUNTIES					
NAME OF COUNTY	CIVILIAN AGENCIES		DEPARTMENT OF DEFENSE		TOTAL (000)
	SMALL DIS- ADVANTAGED (000)	OTHER (000)	SMALL DIS- ADVANTAGED (000)	OTHER (000)	
1. WINNEBAGO	8	1,410	0	209,494	210,912
2. MILWAUKEE	2,037	120,287	1,593	49,545	173,462
3. DANE	994	31,044	299	87,473	119,810
4. BROWN	14	79,790	620	11,675	92,099
5. WAUKESHA	158	18,930	5,041	21,612	45,741
TOP FIVE AGENCIES WITH PLACE OF PERFORMANCE IN THIS STATE (000)					
1. DEPARTMENT OF DEFENSE					555,972
2. DEPARTMENT OF JUSTICE					105,628
3. DEPARTMENT OF AGRICULTURE					91,540
4. DEPARTMENT OF VETERANS AFFAIRS					90,922
5. DEPARTMENT OF HEALTH AND HUMAN SERVICES					39,441
TOP FIVE CONTRACTING OFFICES LOCATED IN THIS STATE (000)					
1 TRANSPORTATION, COAST GUARD, MARINETTE					59,206
2 VA, C J ZABLOCKI MEDICAL CTR, MILWAUKEE					24,382
3 ARMY, DIRECTORATE OF CONTRACTING, FORT MCCOY					22,613
4 VA, WM S MIDDLETON MEMOR HOSP, MADISON					7,927
5 AGRICULTURE, FOREST SERVICE, RHINELANDER					7,745
TYPE OF PRODUCT OR SERVICE	SMALL BUSINESS (000)	LARGE BUSINESS (000)	STATE & LOCAL GOV'T (000)	NON- PROFIT & OTHER (000)	TOTAL (000)
R & D	17,556	2,539	5,217	7,338	182,684
Construction	29,160	22,020	1,414	0	667,962
Supplies & Equipment	112,009	495,526	192	61,517	48,327
Services	23,959	147,877	41,504	11,597	80,452
TOTAL	182,684	667,962	48,327	80,452	979,425
TOP CONTRACTORS PERFORMING IN THIS STATE					
CIVILIAN AGENCIES CONTRACTORS	DOLLARS (000)	DEPARTMENT OF DEFENSE CONTRACTORS		DOLLARS (000)	
1. KRUEGER INTERNATIONAL INC	66,252	1. OSHKOSH TRUCK CORPORATION	188,738		
2. GENERAL ELECTRIC COMPANY	47,164	2. WISCONSIN PHYSICIANS SERVICE I	46,566		
3. GENERAL SECURITY SERVICES CORP	25,888	3. PHILIP MORRIS COMPANIES INC	26,597		
4. CRAY RESEARCH	20,671	4. TRAK INTERNATIONAL INC	22,526		
5. ARCHER DANIELS MIDLAND CO	12,464	5. GENERAL ELECTRIC COMPANY	18,870		
6. DIDION INC	12,464	6. KIMBERLY-CLARK CORPORATION	15,807		
7. MARQUETTE MEDICAL SYSTEMS INC	11,302	7. O R C INDUSTRIES INC	13,270		
8. MGIC INVESTMENT CORPORATION	9,002	8. OLIN CORPORATION	10,083		
9. ASSOCIATED MILK PRODUCERS	8,836	9. ASTRONAUTICS CORP OF AMERICA	8,046		
10. UNIVERSITY WISCONSIN SYSTEM	8,119	10. LAKESIDE OIL CO INC	7,511		

FEDERAL PROCUREMENT DATA SYSTEM
FEDERAL PROCUREMENT DOLLARS FOR WYOMING
 Fiscal Year 1996 to Date

Population 453,588
 Per Capita Procurement 301

Total Procurement By Place of Performance 136,657
 Rank Per Capita 41 Last Year 38

TOP FIVE COUNTIES					
NAME OF COUNTY	CIVILIAN AGENCIES		DEPARTMENT OF DEFENSE		TOTAL (000)
	SMALL DIS- ADVANTAGED (000)	OTHER (000)	SMALL DIS- ADVANTAGED (000)	OTHER (000)	
1. LARAMIE	1,011	4,054	12,913	54,048	72,026
2. WESTON	0	259	0	20,921	21,180
3. BIG HORN	72	7,589	0	56	7,717
4. FREMONT	391	5,890	0	214	6,495
5. NATRONA	473	4,106	164	464	5,207
TOP FIVE AGENCIES WITH PLACE OF PERFORMANCE IN THIS STATE (000)					
1. DEPARTMENT OF DEFENSE					91,558
2. DEPARTMENT OF AGRICULTURE					13,862
3. DEPARTMENT OF THE INTERIOR					7,785
4. DEPARTMENT OF TRANSPORTATION					6,178
5. TENNESSEE VALLEY AUTHORITY					5,220
TOP FIVE CONTRACTING OFFICES LOCATED IN THIS STATE (000)					
1 USAF, 90 CONS/LGCW, F E WARREN AFB					51,774
2 VA MEDICAL/RO, CHEYENNE					4,148
3 VA MEDICAL CENTER, SHERIDAN					1,690
4 INTERIOR PARK SERVICE, YELLOWSTONE					1,536
5 GENERAL SVCS ADMIN,,PUBLIC BLDGS SVCS, CASPER					442
TYPE OF PRODUCT OR SERVICE	SMALL BUSINESS (000)	LARGE BUSINESS (000)	STATE & LOCAL GOV'T (000)	NON- PROFIT & OTHER (000)	TOTAL (000)
R & D	720	20	871	3,096	87,675
Construction	38,826	23,687	0	0	40,922
Supplies & Equipment	23,380	5,078	14	0	2,767
Services	24,749	12,137	1,882	2,197	5,293
TOTAL	87,675	40,922	2,767	5,293	136,657
TOP CONTRACTORS PERFORMING IN THIS STATE					
CIVILIAN AGENCIES CONTRACTORS	DOLLARS (000)	DEPARTMENT OF DEFENSE CONTRACTORS		DOLLARS (000)	
1. HAWKINS & POWERS AVIATION INC	5,165	1. HERMES CONSOLIDATED INC	20,661		
2. NU-WAY CATERING	4,059	2. HOLMES & NARVER SERVICES INC	20,344		
3. WYOMING UNIVERSITY OF	3,811	3. GROWLING BEAR COMPANY	5,874		
4. UNION PACIFIC RAILROAD COMPANY	3,509	4. AMERICAN CNSTR & ENRGY INC	5,517		
5. TERRA WEST LLC	1,441	5. USER TRAINING CORPORATION	4,737		
6. MOLTZ CONSTRUCTORS	1,374	6. BOWMAN JOHN INC	3,358		
7. SMITH ENVIRONMENTAL TECH CORP	1,120	7. MOUNTAIN STATES SHEET METAL	3,177		
8. RALPH WADSWORTH CONSTR	1,087	8. DRAKE CONTRACTORS INC	2,366		
9. ARCH MINERALS CORPORATION	1,033	9. JOHNVIL DEVELOPMENTS	2,300		
10. H-K CONTRACTORS INC	868	10. MENDEZ INC	1,790		

SECTION III
AGENCY VIEWS

FEDERAL PROCUREMENT DATA SYSTEM
TOTAL FEDERAL SNAPSHOT REPORT - SF281
Actions Reported in Summary on SF281
Fiscal Year 1996 Through Fourth Quarter

PART I - PRIME CONTRACTS							
PROCUREMENT METHODS	Number of Actions (a)	NET DOLLAR AMOUNTS (000)					
		Small Business Concerns (b)	Large Business Concerns (c)	Domestic Outside U.S./ Foreign (d)	Other Entities (e)	Total Dollars (f)	
NEW AWARDS AND MODIFICATIONS	1. Tariff or Regulated Acquisitions	458,388				159,302	
	2. Contracts for Foreign Government or International Organization	54,375				120,223	
	3. Small Purchases	6,978,392	5,991,552	2,039,825	475,185	159,997	8,667,308
	4. Delivery Orders - GSA Schedules Only	654,214	722,876	902,978	22,338	9,509	1,657,870
	5. Delivery Orders - Other Federal Schedules	612,985	229,354	482,909	1,970	11,463	725,696
	6. Delivery Orders - All Other	4,296,909	1,697,186	4,445,300	273,924	179,746	6,596,157
	7. Other Procurement Methods	1,134,643	542,441	257,226	125,699	119,522	1,045,098
	8. TOTAL NEW AWARDS AND MODIFICATIONS	14,189,905	9,183,409	8,128,238	898,116	480,237	18,971,206
COMPETITION	9. Competed	5,423,678	5,441,996	3,397,284	632,461	81,241	9,553,852
	10. Not Competed	868,492	1,010,798	737,617	73,255	75,455	1,898,126
	11. Not Available for Competition	7,898,103	2,730,636	3,993,415	193,400	323,540	7,519,765
MODIFICATIONS	12. TOTAL MODIFICATIONS (Excluding Line 3)	264,163					406,949

PART II - SELECTED SOCIOECONOMIC STATISTICS (Includes both new awards and modifications)					
PREFERENCE PROGRAMS			TYPE OF CONTRACTOR		
CATEGORY	Number of Actions (a)	Total net Dollars (b)	CATEGORY	Number of Actions (a)	Total net Dollars (b)
13. Small Business - Small Purchase Set-Aside	2,779	14,812	18. Small Disadvantaged Business	445,171	633,550
14. Small Business Set-Aside	2,690,746	3,297,866	19. Woman-Owned Small Business	475,964	703,012
15. Labor Surplus Area Set-Aside	221,854	266,247	20. Sheltered Workshop	60,923	113,119
16. Combined Labor Surplus/ Small Business Set-Aside	33,268	24,044			
17. 8(a) Awards	50,444	136,014			

TOTAL FEDERAL SNAPSHOT REPORT - SF279
Actions Reported Individually on SF279
Fiscal Year 1996 Through Fourth Quarter

	Actions	Dollars (000)
TOTAL	480,733	178,607,943
CICA APPLICABILITY		
Pre-CICA	5,053	7,873,490
CICA Awards	401,303	154,998,019
Small Purchases	37,938	1,380,932
Subject to Statute other than CICA	3,721	991,629
KIND OF CONTRACT ACTION		
Initial Letter Contract	1,019	2,437,478
Def. Contract Superseding Letter	577	3,532,877
New Definitive Contract	54,574	37,629,367
Small Purchase Procedure	38,031	1,414,628
Order Under IDC	160,988	27,078,750
Order Under BOA	24,940	5,783,455
Order /Mod Under GSA Schedule	25,760	2,400,220
Order/Mod Under VA or OPM Schedule	2,445	367,712
Modifications	145,640	98,967,373
Termination for Default	193	-115,127
Termination for Convenience	1,277	-288,790
SYNOPSIS OF PROCUREMENT PRIOR TO AWARD		
Synopsized Prior to Award	286,043	127,020,530
Not Synopsized Due to Urgency	11,067	2,230,511
Not Synopsized for Other Reason	150,790	35,984,716

FEDERAL PROCUREMENT DATA SYSTEM
TOTAL FEDERAL SNAPSHOT REPORT - SF279
 Actions Reported Individually on SF279
 Fiscal Year 1996 Through Fourth Quarter

	Actions	Dollars (000)
SOLICITATION PROCEDURE		
Full and Open Competition - Sealed Bid	50,173	13,278,389
Full and Open Competition - Comp Proposal	146,434	64,962,872
Full and Open Competition - Combination	1,596	948,258
Architect Engineer	17,115	2,113,761
Basic Research	4,328	1,400,787
Multiple Award Schedule	27,199	2,611,878
Alternate Source/Reduced Cost	132	181,960
Alternate Source/Mobilization	26	6,662
Alternate Source/Eng R & D	4	110
Set-aside	45,198	8,318,699
Other than Full and Open Competition	109,099	61,174,870
FULL AND OPEN COMPETITION WITH ONLY ONE BIDDER/OFFERER	38,036	9,183,083
AUTHORITY FOR OTHER THAN FULL AND OPEN COMPETITION		
Only One Source	47,809	39,705,198
- Follow-on Contract	3,035	5,776,211
- Utilities (Regulated & Telecommunications)	4,774	824,758
Unusual & Compelling Urgency	8,319	2,915,901
Mobilization/Essential R&D	3,039	8,072,190
International Agreement	83	152,184
Authorized by Statute	46,752	7,191,214
Authorized Resale	1,866	934,301
National Security	960	551,654
Public Interest	271	1,652,228
EXTENT COMPETED		
Competed	332,951	106,713,601
Not Available for Competition	61,494	11,923,576
Follow-on to Competed Action	4,219	8,087,049
Not Competed	49,351	38,519,844
TYPE OF CONTRACT		
Fixed Price	358,310	90,287,742
Cost Reimbursement	86,911	69,200,650
Time and Material	16,873	4,732,343
Labor Hour	5,921	1,013,335
TYPE OF CONTRACTOR		
Small Disadvantaged Business	57,350	10,292,619
Other Small Business	147,532	21,666,829
Large Business	205,816	115,530,554
Sheltered Workshops	3,037	515,907
Educational & Nonprofit	11,477	7,343,376
State & Local Government	5,981	3,615,672
Foreign Contractor	14,175	4,522,665
Domestic Contractor Performing Outside US	2,647	1,756,448
WOMAN-OWNED SMALL BUSINESS	19,850	2,737,889
PREFERENCE PROGRAMS		
Directed to Sheltered Workshop	2,592	412,785
8 (a) Program	32,883	6,290,898
Combined LSA/SB Set-aside	1,666	106,180
Small Business Set-aside	47,903	7,121,786
Labor Surplus Area Set-aside	6,852	868,092
Tie Bid Preference	37	15,116
Buy Indian/Self Determination Act	2,203	393,042
No Preference Program or Not Listed	353,879	150,036,191
SUBJECT TO LABOR STATUTES		
Walsh Healy Act - Manufacturer	123,722	61,538,177
Walsh Healy Act - Dealer	19,986	3,282,410
Service Contract Act	88,582	22,579,422
Davis Bacon Act	47,163	13,252,383
Not Subject to Above Acts	168,562	64,591,678
PRODUCT OR SERVICE		
Supplies & Equipment	122,165	59,586,862
ADP Equipment, Purchase and Lease	35,530	5,227,362
Research & Development	34,081	28,221,041
Construction	57,377	15,282,895
Architect & Engineering	19,551	3,235,910
Real Property, Purchase & Lease, or Maintenance	12,898	2,079,210
ADP Services (includes Installation & Maintenance)	29,814	7,804,838
Other Services	144,028	57,169,825

FEDERAL PROCUREMENT DATA SYSTEM
EXECUTIVE OFFICE OF THE PRESIDENT
Actions Reported in Summary on SF281
Fiscal Year 1996 Through Fourth Quarter

PART I - PRIME CONTRACTS							
	PROCUREMENT METHODS	Number of Actions (a)	NET DOLLAR AMOUNTS (000)				Total Dollars (f)
			Small Business Concerns (b)	Large Business Concerns (c)	Domestic Outside U.S./ Foreign (d)	Other Entities (e)	
NEW AWARDS AND MODIFICATIONS	1. Tariff or Regulated Acquisitions	0					0
	2. Contracts for Foreign Government or International Organization	0					0
	3. Small Purchases	1,746	3,404	992	0	85	4,481
	4. Delivery Orders - GSA Schedules Only	332	1,189	1,014	0	0	2,203
	5. Delivery Orders - Other Federal Schedules	0	0	0	0	0	0
	6. Delivery Orders - All Other	12	21	69	0	2	92
	7. Other Procurement Methods	0	0	0	0	0	0
	8. TOTAL NEW AWARDS AND MODIFICATIONS	2,090	4,614	2,075	0	87	6,776
COMPETITION	9. Competed	607	1,926	511	0	3	2,440
	10. Not Competed	1,222	2,385	1,305	0	81	3,771
	11. Not Available for Competition	261	303	259	0	3	565
MODIFICATIONS	12. TOTAL MODIFICATIONS (Excluding Line 3)	0					0

PART II - SELECTED SOCIOECONOMIC STATISTICS (Includes both new awards and modifications)					
PREFERENCE PROGRAMS			TYPE OF CONTRACTOR		
CATEGORY	Number of Actions (a)	Total net Dollars (b)	CATEGORY	Number of Actions (a)	Total net Dollars (b)
13. Small Business - Small Purchase Set-Aside	0	0	18. Small Disadvantaged Business	92	464
14. Small Business Set-Aside	481	1,906	19. Woman-Owned Small Business	200	792
15. Labor Surplus Area Set-Aside	0	0	20. Sheltered Workshop	0	0
16. Combined Labor Surplus/ Small Business Set-Aside	0	0			
17. 8(a) Awards	0	0			

EXECUTIVE OFFICE OF THE PRESIDENT
Actions Reported Individually on SF279
Fiscal Year 1996 Through Fourth Quarter

	Actions	Dollars (000)
TOTAL	139	18,085
CICA APPLICABILITY		
Pre-CICA	0	0
CICA Awards	139	18,085
Small Purchases	0	0
Subject to Statute other than CICA	0	0
KIND OF CONTRACT ACTION		
Initial Letter Contract	1	90
Def. Contract Superseding Letter	2	108
New Definitive Contract	5	972
Small Purchase Procedure	0	0
Order Under IDC	0	0
Order Under BOA	2	87
Order /Mod Under GSA Schedule	58	4,574
Order/Mod Under VA or OPM Schedule	0	0
Modifications	71	12,254
Termination for Default	0	0
Termination for Convenience	0	0
SYNOPSIS OF PROCUREMENT PRIOR TO AWARD		
Synopsized Prior to Award	74	9,897
Not Synopsized Due to Urgency	16	2,789
Not Synopsized for Other Reason	49	5,399

FEDERAL PROCUREMENT DATA SYSTEM
EXECUTIVE OFFICE OF THE PRESIDENT
 Actions Reported Individually on SF279
 Fiscal Year 1996 Through Fourth Quarter

	Actions	Dollars (000)
SOLICITATION PROCEDURE		
Full and Open Competition - Sealed Bid	0	0
Full and Open Competition - Comp Proposal	33	7,176
Full and Open Competition - Combination	0	0
Architect Engineer	0	0
Basic Research	0	0
Multiple Award Schedule	57	4,431
Alternate Source/Reduced Cost	0	0
Alternate Source/Mobilization	0	0
Alternate Source/Eng R & D	0	0
Set-aside	2	575
Other than Full and Open Competition	47	5,903
FULL AND OPEN COMPETITION WITH ONLY ONE BIDDER/OFFERER	3	623
AUTHORITY FOR OTHER THAN FULL AND OPEN COMPETITION		
Only One Source	3	143
- Follow-on Contract	0	0
- Utilities (Regulated & Telecommunications)	0	0
Unusual & Compelling Urgency	16	2,789
Mobilization/Essential R&D	0	0
International Agreement	0	0
Authorized by Statute	28	2,971
Authorized Resale	0	0
National Security	0	0
Public Interest	0	0
EXTENT COMPETED		
Competed	101	14,002
Not Available for Competition	28	3,234
Follow-on to Competed Action	0	0
Not Competed	10	849
TYPE OF CONTRACT		
Fixed Price	91	8,598
Cost Reimbursement	15	6,201
Time and Material	0	0
Labor Hour	33	3,286
TYPE OF CONTRACTOR		
Small Disadvantaged Business	27	3,502
Other Small Business	39	2,532
Large Business	72	11,998
Sheltered Workshops	0	0
Educational & Nonprofit	0	0
State & Local Government	0	0
Foreign Contractor	0	0
Domestic Contractor Performing Outside US	1	53
WOMAN-OWNED SMALL BUSINESS	3	140
PREFERENCE PROGRAMS		
Directed to Sheltered Workshop	0	0
8 (a) Program	25	2,913
Combined LSA/SB Set-aside	0	0
Small Business Set-aside	11	641
Labor Surplus Area Set-aside	0	0
Tie Bid Preference	0	0
Buy Indian/Self Determination Act	0	0
No Preference Program or Not Listed	103	14,531
SUBJECT TO LABOR STATUTES		
Walsh Healy Act - Manufacturer	49	4,845
Walsh Healy Act - Dealer	26	2,139
Service Contract Act	51	9,086
Davis Bacon Act	0	0
Not Subject to Above Acts	13	2,015
PRODUCT OR SERVICE		
Supplies & Equipment	22	2,653
ADP Equipment, Purchase and Lease	46	3,821
Research & Development	0	0
Construction	0	0
Architect & Engineering	0	0
Real Property, Purchase & Lease, or Maintenance	2	60
ADP Services (includes Installation & Maintenance)	63	10,604
Other Services	6	947

**FEDERAL PROCUREMENT DATA SYSTEM
DEPARTMENT OF AGRICULTURE
Actions Reported in Summary on SF281
Fiscal Year 1996 Through Fourth Quarter**

PART I - PRIME CONTRACTS							
NEW AWARDS AND MODIFICATIONS	PROCUREMENT METHODS	Number of Actions (a)	NET DOLLAR AMOUNTS (000)				
			Small Business Concerns (b)	Large Business Concerns (c)	Domestic Outside U.S./ Foreign (d)	Other Entities (e)	Total Dollars (f)
	1. Tariff or Regulated Acquisitions	388,339				66,755	
	2. Contracts for Foreign Government or International Organization	180				246	
	3. Small Purchases	395,411	240,736	34,696	1,197	5,913	282,542
	4. Delivery Orders - GSA Schedules Only	52,888	24,236	38,545	141	50	62,972
	5. Delivery Orders - Other Federal Schedules	6,229	5,344	4,780	827	159	11,110
	6. Delivery Orders - All Other	7,608	7,413	3,236	50	116	10,815
	7. Other Procurement Methods	21,826	40,154	13,485	109	5,427	59,175
	8. TOTAL NEW AWARDS AND MODIFICATIONS	872,481	317,883	94,742	2,324	11,665	493,615
COMPETITION	9. Competed	176,637	186,490	63,485	1,365	1,450	252,790
	10. Not Competed	165,605	65,090	16,261	618	4,466	86,435
	11. Not Available for Competition	530,239	66,303	14,996	341	5,749	154,390
MODIFICATIONS	12. TOTAL MODIFICATIONS (Excluding Line 3)	10,876					5,373

PART II - SELECTED SOCIOECONOMIC STATISTICS (Includes both new awards and modifications)					
PREFERENCE PROGRAMS			TYPE OF CONTRACTOR		
CATEGORY	Number of Actions (a)	Total net Dollars (b)	CATEGORY	Number of Actions (a)	Total net Dollars (b)
13. Small Business - Small Purchase Set-Aside	0	0	18. Small Disadvantaged Business	12,658	10,158
14. Small Business Set-Aside	166,833	141,663	19. Woman-Owned Small Business	14,620	26,839
15. Labor Surplus Area Set-Aside	2,505	2,133	20. Sheltered Workshop	188	399
16. Combined Labor Surplus/ Small Business Set-Aside	12,652	6,689			
17. 8(a) Awards	9,026	1,099			

**DEPARTMENT OF AGRICULTURE
Actions Reported Individually on SF279
Fiscal Year 1996 Through Fourth Quarter**

	Actions	Dollars (000)
TOTAL	14,511	2,318,600
CICA APPLICABILITY		
Pre-CICA	45	2,189
CICA Awards	12,274	2,080,509
Small Purchases	1,511	23,427
Subject to Statute other than CICA	672	210,899
KIND OF CONTRACT ACTION		
Initial Letter Contract	124	17,684
Def. Contract Superseding Letter	7	3,675
New Definitive Contract	5,098	1,701,558
Small Purchase Procedure	1,360	22,760
Order Under IDC	4,128	261,908
Order Under BOA	92	4,775
Order /Mod Under GSA Schedule	224	30,061
Order/Mod Under VA or OPM Schedule	2	106
Modifications	3,461	276,422
Termination for Default	10	-325
Termination for Convenience	5	-24
SYNOPSIS OF PROCUREMENT PRIOR TO AWARD		
Synopsized Prior to Award	7,364	840,613
Not Synopsized Due to Urgency	588	22,440
Not Synopsized for Other Reason	6,550	1,453,971

FEDERAL PROCUREMENT DATA SYSTEM
DEPARTMENT OF AGRICULTURE
 Actions Reported Individually on SF279
 Fiscal Year 1996 Through Fourth Quarter

SOLICITATION PROCEDURE	Actions	Dollars (000)
Full and Open Competition - Sealed Bid	5,061	1,429,573
Full and Open Competition - Comp Proposal	2,419	338,982
Full and Open Competition - Combination	36	1,030
Architect Engineer	500	13,726
Basic Research	0	0
Multiple Award Schedule	177	19,434
Alternate Source/Reduced Cost	0	0
Alternate Source/Mobilization	0	0
Alternate Source/Eng R & D	0	0
Set-aside	1,681	111,708
Other than Full and Open Competition	2,400	166,056
FULL AND OPEN COMPETITION WITH ONLY ONE BIDDER/OFFERER	707	84,787
AUTHORITY FOR OTHER THAN FULL AND OPEN COMPETITION		
Only One Source	466	52,494
- Follow-on Contract	26	2,093
- Utilities (Regulated & Telecommunications)	3	225
Unusual & Compelling Urgency	633	29,808
Mobilization/Essential R&D	3	5,138
International Agreement	2	2
Authorized by Statute	1,200	75,610
Authorized Resale	1	15
National Security	0	0
Public Interest	95	3,189
EXTENT COMPETED		
Competed	12,466	2,152,818
Not Available for Competition	1,481	128,098
Follow-on to Competed Action	37	781
Not Competed	518	35,327
TYPE OF CONTRACT		
Fixed Price	14,179	2,241,441
Cost Reimbursement	172	56,722
Time and Material	62	6,229
Labor Hour	89	12,632
TYPE OF CONTRACTOR		
Small Disadvantaged Business	2,628	184,380
Other Small Business	8,096	870,646
Large Business	3,520	1,223,676
Sheltered Workshops	39	2,607
Educational & Nonprofit	90	29,382
State & Local Government	122	5,965
Foreign Contractor	4	239
Domestic Contractor Performing Outside US	3	129
WOMAN-OWNED SMALL BUSINESS	927	59,789
PREFERENCE PROGRAMS		
Directed to Sheltered Workshop	28	2,362
8 (a) Program	1,667	131,150
Combined LSA/SB Set-aside	755	30,228
Small Business Set-aside	2,957	236,434
Labor Surplus Area Set-aside	322	17,163
Tie Bid Preference	0	0
Buy Indian/Self Determination Act	1	70
No Preference Program or Not Listed	8,772	1,899,617
SUBJECT TO LABOR STATUTES		
Walsh Healy Act - Manufacturer	841	109,310
Walsh Healy Act - Dealer	465	37,664
Service Contract Act	4,539	362,992
Davis Bacon Act	3,295	214,119
Not Subject to Above Acts	5,362	1,592,939
PRODUCT OR SERVICE		
Supplies & Equipment	3,361	1,439,443
ADP Equipment, Purchase and Lease	1,150	141,704
Research & Development	2	139
Construction	3,514	218,978
Architect & Engineering	545	19,325
Real Property, Purchase & Lease, or Maintenance	703	39,134
ADP Services (includes Installation & Maintenance)	1,291	110,171
Other Services	3,945	349,706

FEDERAL PROCUREMENT DATA SYSTEM
DEPARTMENT OF COMMERCE
Actions Reported in Summary on SF281
Fiscal Year 1996 Through Fourth Quarter

PART I - PRIME CONTRACTS							
	PROCUREMENT METHODS	Number of Actions (a)	NET DOLLAR AMOUNTS (000)				Total Dollars (f)
			Small Business Concerns (b)	Large Business Concerns (c)	Domestic Outside U.S./ Foreign (d)	Other Entities (e)	
NEW AWARDS AND MODIFICATIONS	1. Tariff or Regulated Acquisitions	57					96
	2. Contracts for Foreign Government or International Organization	4					2
	3. Small Purchases	45,815	80,487	18,597	488	6,773	106,345
	4. Delivery Orders - GSA Schedules Only	8,870	13,480	15,244	2	197	28,923
	5. Delivery Orders - Other Federal Schedules	124	184	197	0	29	410
	6. Delivery Orders - All Other	5,767	1,310	814	0	113	2,237
	7. Other Procurement Methods	2,889	1,186	1,349	28	780	3,343
	8. TOTAL NEW AWARDS AND MODIFICATIONS	63,526	96,647	36,201	518	7,892	141,356
COMPETITION	9. Competed	21,981	44,956	16,675	52	520	62,203
	10. Not Competed	10,314	28,891	9,360	357	5,911	44,519
	11. Not Available for Competition	31,231	22,800	10,166	109	1,461	34,634
MODIFICATIONS	12. TOTAL MODIFICATIONS (Excluding Line 3)	4,432					1,616

PART II - SELECTED SOCIOECONOMIC STATISTICS (Includes both new awards and modifications)					
PREFERENCE PROGRAMS			TYPE OF CONTRACTOR		
CATEGORY	Number of Actions (a)	Total net Dollars (b)	CATEGORY	Number of Actions (a)	Total net Dollars (b)
13. Small Business - Small Purchase Set-Aside	0	0	18. Small Disadvantaged Business	1,428	4,112
14. Small Business Set-Aside	10,113	19,406	19. Woman-Owned Small Business	1,946	5,285
15. Labor Surplus Area Set-Aside	28	68	20. Sheltered Workshop	50	42
16. Combined Labor Surplus/ Small Business Set-Aside	262	234			
17. 8(a) Awards	90	164			

DEPARTMENT OF COMMERCE
Actions Reported Individually on SF279
Fiscal Year 1996 Through Fourth Quarter

	Actions	Dollars (000)
TOTAL	5,229	780,810
CICA APPLICABILITY		
Pre-CICA	43	3,262
CICA Awards	5,165	773,315
Small Purchases	10	418
Subject to Statute other than CICA	0	0
KIND OF CONTRACT ACTION		
Initial Letter Contract	20	12,411
Def. Contract Superseding Letter	1	33
New Definitive Contract	840	184,356
Small Purchase Procedure	9	406
Order Under IDC	1,257	162,360
Order Under BOA	48	9,299
Order /Mod Under GSA Schedule	597	65,436
Order/Mod Under VA or OPM Schedule	0	0
Modifications	2,452	346,589
Termination for Default	0	0
Termination for Convenience	5	-80
SYNOPSIS OF PROCUREMENT PRIOR TO AWARD		
Synopsized Prior to Award	1,078	281,669
Not Synopsized Due to Urgency	98	10,358
Not Synopsized for Other Reason	4,042	484,968

FEDERAL PROCUREMENT DATA SYSTEM
DEPARTMENT OF COMMERCE
Actions Reported Individually on SF279
Fiscal Year 1996 Through Fourth Quarter

	Actions	Dollars (000)
SOLICITATION PROCEDURE		
Full and Open Competition - Sealed Bid	460	33,196
Full and Open Competition - Comp Proposal	1,494	438,287
Full and Open Competition - Combination	6	136
Architect Engineer	90	8,317
Basic Research	1	100
Multiple Award Schedule	626	68,930
Alternate Source/Reduced Cost	0	0
Alternate Source/Mobilization	0	0
Alternate Source/Eng R & D	0	0
Set-aside	575	51,433
Other than Full and Open Competition	1,914	173,143
FULL AND OPEN COMPETITION WITH ONLY ONE BIDDER/OFFERER	382	76,494
AUTHORITY FOR OTHER THAN FULL AND OPEN COMPETITION		
Only One Source	556	51,483
- Follow-on Contract	13	793
- Utilities (Regulated & Telecommunications)	47	3,362
Unusual & Compelling Urgency	155	15,608
Mobilization/Essential R&D	2	180
International Agreement	1	72
Authorized by Statute	1,196	104,926
Authorized Resale	2	709
National Security	1	115
Public Interest	1	50
EXTENT COMPETED		
Competed	3,435	618,529
Not Available for Competition	1,138	105,866
Follow-on to Competed Action	8	280
Not Competed	637	52,320
TYPE OF CONTRACT		
Fixed Price	4,246	577,589
Cost Reimbursement	510	147,830
Time and Material	230	29,510
Labor Hour	232	22,068
TYPE OF CONTRACTOR		
Small Disadvantaged Business	1,457	136,262
Other Small Business	1,860	153,900
Large Business	1,586	455,144
Sheltered Workshops	11	1,634
Educational & Nonprofit	172	21,909
State & Local Government	90	4,866
Foreign Contractor	40	3,112
Domestic Contractor Performing Outside US	2	168
WOMAN-OWNED SMALL BUSINESS	559	45,814
PREFERENCE PROGRAMS		
Directed to Sheltered Workshop	9	1,357
8 (a) Program	1,047	98,167
Combined LSA/SB Set-aside	14	947
Small Business Set-aside	1,172	95,947
Labor Surplus Area Set-aside	7	915
Tie Bid Preference	0	0
Buy Indian/Self Determination Act	0	0
No Preference Program or Not Listed	2,969	579,662
SUBJECT TO LABOR STATUTES		
Walsh Healy Act - Manufacturer	1,178	158,724
Walsh Healy Act - Dealer	533	76,933
Service Contract Act	1,501	148,066
Davis Bacon Act	211	94,569
Not Subject to Above Acts	1,797	298,703
PRODUCT OR SERVICE		
Supplies & Equipment	650	119,175
ADP Equipment, Purchase and Lease	1,110	178,938
Research & Development	171	27,759
Construction	175	90,375
Architect & Engineering	139	10,216
Real Property, Purchase & Lease, or Maintenance	32	5,209
ADP Services (includes Installation & Maintenance)	771	159,786
Other Services	2,181	189,372

FEDERAL PROCUREMENT DATA SYSTEM
DEPARTMENT OF DEFENSE
Actions Reported in Summary on SF281
Fiscal Year 1996 Through Fourth Quarter

PART I - PRIME CONTRACTS							
	PROCUREMENT METHODS	Number of Actions (a)	NET DOLLAR AMOUNTS (000)				Total Dollars (f)
			Small Business Concerns (b)	Large Business Concerns (c)	Domestic Outside U.S./ Foreign (d)	Other Entities (e)	
NEW AWARDS AND MODIFICATIONS	1. Tariff or Regulated Acquisitions	48,309					56,044
	2. Contracts for Foreign Government or International Organization	54,143					119,718
	3. Small Purchases	3,427,167	3,612,332	1,134,145	310,623	29,546	5,086,646
	4. Delivery Orders - GSA Schedules Only	254,569	378,014	452,261	19,380	3,956	853,611
	5. Delivery Orders - Other Federal Schedules	49,404	33,534	54,448	773	1,500	90,255
	6. Delivery Orders - All Other	3,774,816	1,200,573	4,117,838	266,022	58,072	5,642,505
	7. Other Procurement Methods	815,897	376,322	212,550	105,675	79,122	773,669
	8. TOTAL NEW AWARDS AND MODIFICATIONS	8,424,305	5,600,775	5,971,242	702,473	172,196	12,622,448
COMPETITION	9. Competed	3,156,937	3,477,964	2,046,255	518,879	28,844	6,071,941
	10. Not Competed	258,822	382,505	427,410	33,637	5,907	849,459
	11. Not Available for Competition	5,008,546	1,740,306	3,497,577	149,957	137,445	5,701,048
MODIFICATIONS	12. TOTAL MODIFICATIONS (Excluding Line 3)	203,062					332,574

PART II - SELECTED SOCIOECONOMIC STATISTICS (Includes both new awards and modifications)					
PREFERENCE PROGRAMS			TYPE OF CONTRACTOR		
CATEGORY	Number of Actions (a)	Total net Dollars (b)	CATEGORY	Number of Actions (a)	Total net Dollars (b)
13. Small Business - Small Purchase Set-Aside	0	0	18. Small Disadvantaged Business	236,503	352,362
14. Small Business Set-Aside	1,074,837	1,762,869	19. Woman-Owned Small Business	276,882	421,244
15. Labor Surplus Area Set-Aside	0	0	20. Sheltered Workshop	31,079	11,029
16. Combined Labor Surplus/ Small Business Set-Aside	0	0			
17. 8(a) Awards	29,388	93,749			

DEPARTMENT OF DEFENSE
Actions Reported Individually on SF279
Fiscal Year 1996 Through Fourth Quarter

	Actions	Dollars (000)
TOTAL	254,440	122,680,915
CICA APPLICABILITY		
Pre-CICA	3,117	2,302,252
CICA Awards	218,002	105,882,513
Small Purchases	26,459	1,187,707
Subject to Statute other than CICA	0	0
KIND OF CONTRACT ACTION		
Initial Letter Contract	605	2,337,846
Def. Contract Superseding Letter	543	3,517,791
New Definitive Contract	30,596	29,002,685
Small Purchase Procedure	27,203	1,219,846
Order Under IDC	85,542	19,741,586
Order Under BOA	13,536	3,862,242
Order /Mod Under GSA Schedule	16,009	1,456,501
Order/Mod Under VA or OPM Schedule	735	54,006
Modifications	78,314	61,884,294
Termination for Default	163	-113,914
Termination for Convenience	1,194	-281,968
SYNOPSIS OF PROCUREMENT PRIOR TO AWARD		
Synopsized Prior to Award	175,235	92,468,184
Not Synopsized Due to Urgency	8,010	1,849,912
Not Synopsized for Other Reason	64,225	15,047,117

FEDERAL PROCUREMENT DATA SYSTEM
DEPARTMENT OF DEFENSE
Actions Reported Individually on SF279
Fiscal Year 1996 Through Fourth Quarter

	Actions	Dollars (000)
SOLICITATION PROCEDURE		
Full and Open Competition - Sealed Bid	20,445	8,015,924
Full and Open Competition - Comp Proposal	81,215	39,941,830
Full and Open Competition - Combination	871	782,889
Architect Engineer	10,084	1,474,911
Basic Research	3,589	1,218,017
Multiple Award Schedule	16,563	1,540,705
Alternate Source/Reduced Cost	66	62,010
Alternate Source/Mobilization	0	0
Alternate Source/Eng R & D	0	0
Set-aside	26,283	6,343,994
Other than Full and Open Competition	58,886	46,502,233
FULL AND OPEN COMPETITION WITH ONLY ONE BIDDER/OFFERER	16,236	5,272,483
AUTHORITY FOR OTHER THAN FULL AND OPEN COMPETITION		
Only One Source	33,551	33,800,835
- Follow-on Contract	1,529	3,691,559
- Utilities (Regulated & Telecommunications)	1,540	451,117
Unusual & Compelling Urgency	4,553	2,395,965
Mobilization/Essential R&D	2,714	5,145,605
International Agreement	0	0
Authorized by Statute	15,364	3,707,227
Authorized Resale	1,848	932,192
National Security	817	478,431
Public Interest	39	41,978
EXTENT COMPETED		
Competed	186,233	68,567,417
Not Available for Competition	22,555	5,974,085
Follow-on to Competed Action	3,272	7,052,193
Not Competed	35,518	27,778,777
TYPE OF CONTRACT		
Fixed Price	188,614	67,771,716
Cost Reimbursement	44,208	37,253,953
Time and Material	12,945	3,907,906
Labor Hour	1,811	438,897
TYPE OF CONTRACTOR		
Small Disadvantaged Business	30,276	6,572,631
Other Small Business	70,529	14,324,540
Large Business	125,168	79,752,845
Sheltered Workshops	1,108	295,615
Educational & Nonprofit	6,338	2,932,399
State & Local Government	3	275
Foreign Contractor	12,318	4,102,253
Domestic Contractor Performing Outside US	1,838	1,391,914
WOMAN-OWNED SMALL BUSINESS	9,036	1,602,331
PREFERENCE PROGRAMS		
Directed to Sheltered Workshop	725	203,004
8 (a) Program	15,387	3,494,457
Combined LSA/SB Set-aside	0	0
Small Business Set-aside	25,835	5,114,830
Labor Surplus Area Set-aside	0	0
Tie Bid Preference	0	0
Buy Indian/Self Determination Act	0	0
No Preference Program or Not Listed	205,631	100,560,181
SUBJECT TO LABOR STATUTES		
Walsh Healy Act - Manufacturer	90,902	52,225,908
Walsh Healy Act - Dealer	3,916	349,790
Service Contract Act	39,271	13,543,830
Davis Bacon Act	25,361	9,443,287
Not Subject to Above Acts	88,128	33,809,657
PRODUCT OR SERVICE		
Supplies & Equipment	82,116	51,049,812
ADP Equipment, Purchase and Lease	18,871	2,533,093
Research & Development	25,884	22,149,496
Construction	31,938	11,247,595
Architect & Engineering	11,953	2,265,694
Real Property, Purchase & Lease, or Maintenance	266	166,716
ADP Services (includes Installation & Maintenance)	16,580	4,349,895
Other Services	67,032	28,918,614

**FEDERAL PROCUREMENT DATA SYSTEM
DEPARTMENT OF EDUCATION
Actions Reported in Summary on SF281
Fiscal Year 1996 Through Fourth Quarter**

PART I - PRIME CONTRACTS							
	PROCUREMENT METHODS	Number of Actions (a)	NET DOLLAR AMOUNTS (000)				Total Dollars (f)
			Small Business Concerns (b)	Large Business Concerns (c)	Domestic Outside U.S./ Foreign (d)	Other Entities (e)	
NEW AWARDS AND MODIFICATIONS	1. Tariff or Regulated Acquisitions	0					0
	2. Contracts for Foreign Government or International Organization	0					0
	3. Small Purchases	7,173	8,517	701	9	2,440	11,667
	4. Delivery Orders - GSA Schedules Only	394	40	1,151	0	0	1,191
	5. Delivery Orders- Other Federal Schedules	9	0	9	0	0	9
	6. Delivery Orders - All Other	14	0	0	0	0	0
	7. Other Procurement Methods	129	0	17	0	228	245
	8. TOTAL NEW AWARDS AND MODIFICATIONS	7,719	8,557	1,878	9	2,668	13,112
COMPETITION	9. Competed	1,997	3,342	1,510	0	1,565	6,417
	10. Not Competed	5,588	5,206	388	9	881	6,484
	11. Not Available for Competition	134	9	-20	0	222	211
MODIFICATIONS	12. TOTAL MODIFICATIONS (Excluding Line 3)	70					-2

PART II - SELECTED SOCIOECONOMIC STATISTICS (Includes both new awards and modifications)					
PREFERENCE PROGRAMS			TYPE OF CONTRACTOR		
CATEGORY	Number of Actions (a)	Total net Dollars (b)	CATEGORY	Number of Actions (a)	Total net Dollars (b)
13. Small Business - Small Purchase Set-Aside	0	0	18. Small Disadvantaged Business	24	174
14. Small Business Set-Aside	104	1,388	19. Woman-Owned Small Business	177	200
15. Labor Surplus Area Set-Aside	0	0	20. Sheltered Workshop	0	0
16. Combined Labor Surplus/ Small Business Set-Aside	0	0			
17. 8(a) Awards	0	0			

**DEPARTMENT OF EDUCATION
Actions Reported Individually on SF279
Fiscal Year 1996 Through Fourth Quarter**

	Actions	Dollars (000)
TOTAL	929	426,124
CICA APPLICABILITY		
Pre-CICA	1	1
CICA Awards	924	423,704
Small Purchases	0	0
Subject to Statute other than CICA	4	2,419
KIND OF CONTRACT ACTION		
Initial Letter Contract	4	4,580
Def. Contract Superseding Letter	3	4,043
New Definitive Contract	74	33,144
Small Purchase Procedure	0	0
Order Under IDC	0	0
Order Under BOA	0	0
Order /Mod Under GSA Schedule	0	0
Order/Mod Under VA or OPM Schedule	0	0
Modifications	848	384,357
Termination for Default	0	0
Termination for Convenience	0	0
SYNOPSIS OF PROCUREMENT PRIOR TO AWARD		
Synopsized Prior to Award	600	390,113
Not Synopsized Due to Urgency	1	56
Not Synopsized for Other Reason	328	35,955

**FEDERAL PROCUREMENT DATA SYSTEM
DEPARTMENT OF EDUCATION
Actions Reported Individually on SF279
Fiscal Year 1996 Through Fourth Quarter**

SOLICITATION PROCEDURE	Actions	Dollars (000)
Full and Open Competition - Sealed Bid	44	9,610
Full and Open Competition - Comp Proposal	538	379,331
Full and Open Competition - Combination	1	4
Architect Engineer	0	0
Basic Research	0	0
Multiple Award Schedule	0	0
Alternate Source/Reduced Cost	0	0
Alternate Source/Mobilization	0	0
Alternate Source/Eng R & D	0	0
Set-aside	147	9,136
Other than Full and Open Competition	194	25,623
FULL AND OPEN COMPETITION WITH ONLY ONE BIDDER/OFFERER	186	80,014
AUTHORITY FOR OTHER THAN FULL AND OPEN COMPETITION		
Only One Source	101	5,647
- Follow-on Contract	0	0
- Utilities (Regulated & Telecommunications)	0	0
Unusual & Compelling Urgency	2	114
Mobilization/Essential R&D	2	121
International Agreement	0	0
Authorized by Statute	89	19,741
Authorized Resale	0	0
National Security	0	0
Public Interest	0	0
EXTENT COMPLETED		
Competed	733	398,385
Not Available for Competition	114	13,269
Follow-on to Completed Action	0	0
Not Completed	82	14,470
TYPE OF CONTRACT		
Fixed Price	435	250,894
Cost Reimbursement	202	127,157
Time and Material	235	42,980
Labor Hour	57	5,093
TYPE OF CONTRACTOR		
Small Disadvantaged Business	271	37,731
Other Small Business	104	29,034
Large Business	263	226,619
Sheltered Workshops	0	0
Educational & Nonprofit	186	116,905
State & Local Government	105	15,835
Foreign Contractor	0	0
Domestic Contractor Performing Outside US	0	0
WOMAN-OWNED SMALL BUSINESS	63	5,443
PREFERENCE PROGRAMS		
Directed to Sheltered Workshop	0	0
8 (a) Program	240	21,428
Combined LSA/SB Set-aside	1	1,205
Small Business Set-aside	4	253
Labor Surplus Area Set-aside	0	0
Tie Bid Preference	0	0
Buy Indian/Self Determination Act	0	0
No Preference Program or Not Listed	684	403,238
SUBJECT TO LABOR STATUTES		
Walsh Healy Act - Manufacturer	0	0
Walsh Healy Act - Dealer	3	548
Service Contract Act	202	49,132
Davis Bacon Act	6	733
Not Subject to Above Acts	718	375,711
PRODUCT OR SERVICE		
Supplies & Equipment	23	906
ADP Equipment, Purchase and Lease	98	6,840
Research & Development	135	74,947
Construction	0	0
Architect & Engineering	0	0
Real Property, Purchase & Lease, or Maintenance	0	0
ADP Services (includes Installation & Maintenance)	175	232,470
Other Services	498	110,961

FEDERAL PROCUREMENT DATA SYSTEM
DEPARTMENT OF ENERGY
Actions Reported in Summary on SF281
Fiscal Year 1996 Through Fourth Quarter

PART I - PRIME CONTRACTS							
	PROCUREMENT METHODS	Number of Actions (a)	NET DOLLAR AMOUNTS (000)				Total Dollars (f)
			Small Business Concerns (b)	Large Business Concerns (c)	Domestic Outside U.S./ Foreign (d)	Other Entities (e)	
NEW AWARDS AND MODIFICATIONS	1. Tariff or Regulated Acquisitions	2					0
	2. Contracts for Foreign Government or International Organization	4					0
	3. Small Purchases	11,689	21,617	6,386	132	1,479	29,614
	4. Delivery Orders - GSA Schedules Only	921	1,696	3,722	0	12	5,430
	5. Delivery Orders - Other Federal Schedules	85	160	31	0	106	297
	6. Delivery Orders - All Other	504	344	366	2	91	803
	7. Other Procurement Methods	2,930	3,161	490	10	210	3,871
	8. TOTAL NEW AWARDS AND MODIFICATIONS	16,135	26,978	10,995	144	1,898	40,015
COMPETITION	9. Competed	7,618	12,516	3,879	0	160	16,555
	10. Not Competed	5,040	11,122	4,623	128	803	16,676
	11. Not Available for Competition	3,477	3,340	2,493	16	935	6,784
MODIFICATIONS	12. TOTAL MODIFICATIONS (Excluding Line 3)	2					0

PART II - SELECTED SOCIOECONOMIC STATISTICS (Includes both new awards and modifications)					
PREFERENCE PROGRAMS			TYPE OF CONTRACTOR		
CATEGORY	Number of Actions (a)	Total net Dollars (b)	CATEGORY	Number of Actions (a)	Total net Dollars (b)
13. Small Business - Small Purchase Set-Aside	0	0	18. Small Disadvantaged Business	335	1,208
14. Small Business Set-Aside	5,196	19,773	19. Woman-Owned Small Business	445	1,771
15. Labor Surplus Area Set-Aside	120	353	20. Sheltered Workshop	9	60
16. Combined Labor Surplus/ Small Business Set-Aside	67	396			
17. 8(a) Awards	11	103			

DEPARTMENT OF ENERGY
Actions Reported Individually on SF279
Fiscal Year 1996 Through Fourth Quarter

	Actions	Dollars (000)
TOTAL	5,358	16,132,608
CICA APPLICABILITY		
Pre-CICA	239	4,260,146
CICA Awards	4,791	11,861,155
Small Purchases	326	11,307
Subject to Statute other than CICA	0	0
KIND OF CONTRACT ACTION		
Initial Letter Contract	16	4,645
Def. Contract Superseding Letter	0	0
New Definitive Contract	225	204,798
Small Purchase Procedure	273	10,944
Order Under IDC	645	53,795
Order Under BOA	55	759
Order /Mod Under GSA Schedule	321	17,202
Order/Mod Under VA or OPM Schedule	0	0
Modifications	3,819	15,840,616
Termination for Default	0	0
Termination for Convenience	2	-151
SYNOPSIS OF PROCUREMENT PRIOR TO AWARD		
Synopsized Prior to Award	2,181	6,405,634
Not Synopsized Due to Urgency	58	1,830
Not Synopsized for Other Reason	3,117	9,725,144

FEDERAL PROCUREMENT DATA SYSTEM
DEPARTMENT OF ENERGY
Actions Reported Individually on SF279
Fiscal Year 1996 Through Fourth Quarter

SOLICITATION PROCEDURE	Actions	Dollars (000)
Full and Open Competition - Sealed Bid	343	179,047
Full and Open Competition - Comp Proposal	1,410	7,495,673
Full and Open Competition - Combination	18	4,930
Architect Engineer	179	39,145
Basic Research	17	6,721
Multiple Award Schedule	363	19,868
Alternate Source/Reduced Cost	0	0
Alternate Source/Mobilization	1	188
Alternate Source/Eng R & D	0	0
Set-aside	664	107,903
Other than Full and Open Competition	1,796	4,007,680
FULL AND OPEN COMPETITION WITH ONLY ONE BIDDER/OFFERER	268	185,372
AUTHORITY FOR OTHER THAN FULL AND OPEN COMPETITION		
Only One Source	547	1,353,500
- Follow-on Contract	118	1,216,295
- Utilities (Regulated & Telecommunications)	64	26,621
Unusual & Compelling Urgency	47	2,739
Mobilization/Essential R&D	167	2,466,985
International Agreement	17	5,140
Authorized by Statute	1,005	157,202
Authorized Resale	1	250
National Security	0	0
Public Interest	12	21,864
EXTENT COMPETED		
Competed	3,226	9,222,848
Not Available for Competition	1,325	2,034,023
Follow-on to Competed Action	47	9,886
Not Competed	758	4,865,851
TYPE OF CONTRACT		
Fixed Price	2,372	384,860
Cost Reimbursement	2,589	15,680,724
Time and Material	197	41,032
Labor Hour	198	25,992
TYPE OF CONTRACTOR		
Small Disadvantaged Business	1,615	252,633
Other Small Business	1,077	181,831
Large Business	2,180	11,450,578
Sheltered Workshops	34	3,812
Educational & Nonprofit	221	1,602,325
State & Local Government	192	2,636,993
Foreign Contractor	32	4,277
Domestic Contractor Performing Outside US	5	159
WOMAN-OWNED SMALL BUSINESS	330	37,622
PREFERENCE PROGRAMS		
Directed to Sheltered Workshop	32	3,756
8 (a) Program	1,219	219,334
Combined LSA/SB Set-aside	3	100
Small Business Set-aside	484	89,520
Labor Surplus Area Set-aside	11	16,735
Tie Bid Preference	0	0
Buy Indian/Self Determination Act	0	0
No Preference Program or Not Listed	3,607	15,803,163
SUBJECT TO LABOR STATUTES		
Walsh Healy Act - Manufacturer	489	857,314
Walsh Healy Act - Dealer	142	18,016
Service Contract Act	1,004	1,572,402
Davis Bacon Act	354	98,893
Not Subject to Above Acts	3,367	13,585,983
PRODUCT OR SERVICE		
Supplies & Equipment	644	248,510
ADP Equipment, Purchase and Lease	301	26,854
Research & Development	651	909,227
Construction	387	173,204
Architect & Engineering	210	40,112
Real Property, Purchase & Lease, or Maintenance	38	5,113
ADP Services (includes Installation & Maintenance)	336	95,913
Other Services	2,789	14,633,675

FEDERAL PROCUREMENT DATA SYSTEM
DEPARTMENT OF HEALTH AND HUMAN SERVICES
Actions Reported in Summary on SF281
Fiscal Year 1996 Through Fourth Quarter

PART I - PRIME CONTRACTS							
	PROCUREMENT METHODS	Number of Actions (a)	NET DOLLAR AMOUNTS (000)				Total Dollars (f)
			Small Business Concerns (b)	Large Business Concerns (c)	Domestic Outside U.S./ Foreign (d)	Other Entities (e)	
NEW AWARDS AND MODIFICATIONS	1. Tariff or Regulated Acquisitions	0					0
	2. Contracts for Foreign Government or International Organization	0					0
	3. Small Purchases	279,127	234,970	88,810	3,077	7,895	334,752
	4. Delivery Orders - GSA Schedules Only	78,634	41,550	70,867	19	311	112,747
	5. Delivery Orders- Other Federal Schedules	6,036	5,893	7,712	0	4,314	17,919
	6. Delivery Orders - All Other	14,948	26,073	1,349	2	4,904	32,328
	7. Other Procurement Methods	105,653	28,117	7,073	450	5,074	40,714
	8. TOTAL NEW AWARDS AND MODIFICATIONS	484,398	336,603	175,811	3,548	22,498	538,460
COMPETITION	9. Competed	99,980	114,536	59,889	731	1,342	176,498
	10. Not Competed	86,110	112,227	58,538	1,757	10,696	183,218
	11. Not Available for Competition	298,308	109,840	57,384	1,060	10,460	178,744
MODIFICATIONS	12. TOTAL MODIFICATIONS (Excluding Line 3)	6,791					12,603

PART II - SELECTED SOCIOECONOMIC STATISTICS (Includes both new awards and modifications)					
PREFERENCE PROGRAMS			TYPE OF CONTRACTOR		
CATEGORY	Number of Actions (a)	Total net Dollars (b)	CATEGORY	Number of Actions (a)	Total net Dollars (b)
13. Small Business - Small Purchase Set-Aside	0	0	18. Small Disadvantaged Business	72,167	67,421
14. Small Business Set-Aside	180,559	221,628	19. Woman-Owned Small Business	17,352	26,588
15. Labor Surplus Area Set-Aside	0	0	20. Sheltered Workshop	284	393
16. Combined Labor Surplus/ Small Business Set-Aside	0	0			
17. 8(a) Awards	1,053	1,555			

DEPARTMENT OF HEALTH AND HUMAN SERVICES
Actions Reported Individually on SF279
Fiscal Year 1996 Through Fourth Quarter

	Actions	Dollars (000)
TOTAL	7,391	2,406,805
CICA APPLICABILITY		
Pre-CICA	10	1,900
CICA Awards	7,001	2,163,842
Small Purchases	287	12,607
Subject to Statute other than CICA	93	228,456
KIND OF CONTRACT ACTION		
Initial Letter Contract	27	11,151
Def. Contract Superseding Letter	2	1,360
New Definitive Contract	921	445,652
Small Purchase Procedure	282	12,541
Order Under IDC	270	39,849
Order Under BOA	0	0
Order /Mod Under GSA Schedule	80	8,953
Order/Mod Under VA or OPM Schedule	1	31
Modifications	5,807	1,887,183
Termination for Default	0	0
Termination for Convenience	1	85
SYNOPSIS OF PROCUREMENT PRIOR TO AWARD		
Synopsized Prior to Award	2,855	983,646
Not Synopsized Due to Urgency	28	7,671
Not Synopsized for Other Reason	4,508	1,415,488

FEDERAL PROCUREMENT DATA SYSTEM
DEPARTMENT OF HEALTH AND HUMAN SERVICES
 Actions Reported Individually on SF279
 Fiscal Year 1996 Through Fourth Quarter

SOLICITATION PROCEDURE	Actions	Dollars (000)
Full and Open Competition - Sealed Bid	570	32,473
Full and Open Competition - Comp Proposal	2,289	1,179,721
Full and Open Competition - Combination	6	848
Architect Engineer	344	37,515
Basic Research	1	500
Multiple Award Schedule	118	45,588
Alternate Source/Reduced Cost	0	0
Alternate Source/Mobilization	0	0
Alternate Source/Eng R & D	0	0
Set-aside	504	109,414
Other than Full and Open Competition	3,169	757,783
FULL AND OPEN COMPETITION WITH ONLY ONE BIDDER/OFFERER	1,460	331,322
AUTHORITY FOR OTHER THAN FULL AND OPEN COMPETITION		
Only One Source	706	210,333
- Follow-on Contract	30	21,741
- Utilities (Regulated & Telecommunications)	0	0
Unusual & Compelling Urgency	50	9,058
Mobilization/Essential R&D	4	1,732
International Agreement	0	0
Authorized by Statute	2,408	536,635
Authorized Resale	0	0
National Security	0	0
Public Interest	1	25
EXTENT COMPETED		
Competed	3,969	1,429,917
Not Available for Competition	2,169	464,262
Follow-on to Competed Action	39	26,033
Not Competed	1,214	486,593
TYPE OF CONTRACT		
Fixed Price	3,430	537,799
Cost Reimbursement	3,902	1,853,617
Time and Material	20	5,023
Labor Hour	39	10,366
TYPE OF CONTRACTOR		
Small Disadvantaged Business	1,212	246,517
Other Small Business	1,580	333,577
Large Business	1,393	631,411
Sheltered Workshops	7	860
Educational & Nonprofit	992	608,587
State & Local Government	2,159	573,744
Foreign Contractor	48	12,109
Domestic Contractor Performing Outside US	0	0
WOMAN-OWNED SMALL BUSINESS	383	87,060
PREFERENCE PROGRAMS		
Directed to Sheltered Workshop	0	0
8 (a) Program	703	176,158
Combined LSA/SB Set-aside	15	242
Small Business Set-aside	682	118,371
Labor Surplus Area Set-aside	6	379
Tie Bid Preference	0	0
Buy Indian/Self Determination Act	1,905	378,088
No Preference Program or Not Listed	4,080	1,733,567
SUBJECT TO LABOR STATUTES		
Walsh Healy Act - Manufacturer	218	90,478
Walsh Healy Act - Dealer	296	30,480
Service Contract Act	715	366,625
Davis Bacon Act	711	73,510
Not Subject to Above Acts	5,451	1,845,712
PRODUCT OR SERVICE		
Supplies & Equipment	288	38,773
ADP Equipment, Purchase and Lease	172	73,425
Research & Development	1,467	790,754
Construction	1,096	119,304
Architect & Engineering	208	20,500
Real Property, Purchase & Lease, or Maintenance	19	3,775
ADP Services (includes Installation & Maintenance)	532	193,516
Other Services	3,609	1,166,758

FEDERAL PROCUREMENT DATA SYSTEM
DEPARTMENT OF HOUSING AND URBAN DEVELOPMENT
Actions Reported in Summary on SF281
Fiscal Year 1996 Through Fourth Quarter

PART I - PRIME CONTRACTS							
	PROCUREMENT METHODS	Number of Actions (a)	NET DOLLAR AMOUNTS (000)				Total Dollars (f)
			Small Business Concerns (b)	Large Business Concerns (c)	Domestic Outside U.S./ Foreign (d)	Other Entities (e)	
NEW AWARDS AND MODIFICATIONS	1. Tariff or Regulated Acquisitions	0					0
	2. Contracts for Foreign Government or International Organization	0					0
	3. Small Purchases	5,207	7,410	2,134	0	294	9,838
	4. Delivery Orders - GSA Schedules Only	2,054	2,114	5,443	0	137	7,694
	5. Delivery Orders- Other Federal Schedules	164	143	367	0	181	691
	6. Delivery Orders - All Other	0	0	0	0	0	0
	7. Other Procurement Methods	0	0	0	0	0	0
	8. TOTAL NEW AWARDS AND MODIFICATIONS	7,425	9,667	7,944	0	612	18,223
COMPETITION	9. Competed	2,247	3,430	3,230	0	16	6,695
	10. Not Competed	2,880	5,241	1,891	0	189	7,302
	11. Not Available for Competition	2,298	996	2,823	0	407	4,226
MODIFICATIONS	12. TOTAL MODIFICATIONS (Excluding Line 3)	248					491

PART II - SELECTED SOCIOECONOMIC STATISTICS (Includes both new awards and modifications)					
PREFERENCE PROGRAMS			TYPE OF CONTRACTOR		
CATEGORY	Number of Actions (a)	Total net Dollars (b)	CATEGORY	Number of Actions (a)	Total net Dollars (b)
13. Small Business - Small Purchase Set-Aside	0	0	18. Small Disadvantaged Business	782	3,705
14. Small Business Set-Aside	1,268	1,115	19. Woman-Owned Small Business	173	244
15. Labor Surplus Area Set-Aside	0	0	20. Sheltered Workshop	11	103
16. Combined Labor Surplus/ Small Business Set-Aside	0	0			
17. 8(a) Awards	0	0			

DEPARTMENT OF HOUSING AND URBAN DEVELOPMENT
Actions Reported Individually on SF279
Fiscal Year 1996 Through Fourth Quarter

	Actions	Dollars (000)
TOTAL	540	232,608
CICA APPLICABILITY		
Pre-CICA	3	7,179
CICA Awards	537	225,429
Small Purchases	0	0
Subject to Statute other than CICA	0	0
KIND OF CONTRACT ACTION		
Initial Letter Contract	0	0
Def. Contract Superseding Letter	0	0
New Definitive Contract	8	3,724
Small Purchase Procedure	0	0
Order Under IDC	152	65,599
Order Under BOA	0	0
Order /Mod Under GSA Schedule	1	45
Order/Mod Under VA or OPM Schedule	0	0
Modifications	379	163,240
Termination for Default	0	0
Termination for Convenience	0	0
SYNOPSIS OF PROCUREMENT PRIOR TO AWARD		
Synopsized Prior to Award	252	135,271
Not Synopsized Due to Urgency	4	181
Not Synopsized for Other Reason	284	97,156

FEDERAL PROCUREMENT DATA SYSTEM
DEPARTMENT OF HOUSING AND URBAN DEVELOPMENT
 Actions Reported Individually on SF279
 Fiscal Year 1996 Through Fourth Quarter

	Actions	Dollars (000)
SOLICITATION PROCEDURE		
Full and Open Competition - Sealed Bid	11	841
Full and Open Competition - Comp Proposal	331	176,896
Full and Open Competition - Combination	0	0
Architect Engineer	0	0
Basic Research	0	0
Multiple Award Schedule	9	2,801
Alternate Source/Reduced Cost	0	0
Alternate Source/Mobilization	0	0
Alternate Source/Eng R & D	0	0
Set-aside	45	2,799
Other than Full and Open Competition	141	42,152
FULL AND OPEN COMPETITION WITH ONLY ONE BIDDER/OFFERER	155	49,814
AUTHORITY FOR OTHER THAN FULL AND OPEN COMPETITION		
Only One Source	9	2,163
- Follow-on Contract	0	0
- Utilities (Regulated & Telecommunications)	6	1,873
Unusual & Compelling Urgency	5	136
Mobilization/Essential R&D	0	0
International Agreement	0	0
Authorized by Statute	127	39,853
Authorized Resale	0	0
National Security	0	0
Public Interest	0	0
EXTENT COMPETED		
Competed	399	190,456
Not Available for Competition	135	41,879
Follow-on to Competed Action	0	0
Not Competed	6	273
TYPE OF CONTRACT		
Fixed Price	251	78,505
Cost Reimbursement	235	144,328
Time and Material	14	2,187
Labor Hour	40	7,588
TYPE OF CONTRACTOR		
Small Disadvantaged Business	152	19,701
Other Small Business	77	25,878
Large Business	289	180,102
Sheltered Workshops	8	1,163
Educational & Nonprofit	9	5,299
State & Local Government	4	437
Foreign Contractor	1	28
Domestic Contractor Performing Outside US	0	0
WOMAN-OWNED SMALL BUSINESS	29	23,607
PREFERENCE PROGRAMS		
Directed to Sheltered Workshop	8	1,163
8 (a) Program	129	18,320
Combined LSA/SB Set-aside	0	0
Small Business Set-aside	58	3,260
Labor Surplus Area Set-aside	0	0
Tie Bid Preference	0	0
Buy Indian/Self Determination Act	0	0
No Preference Program or Not Listed	345	209,865
SUBJECT TO LABOR STATUTES		
Walsh Healy Act - Manufacturer	7	134
Walsh Healy Act - Dealer	0	0
Service Contract Act	159	68,038
Davis Bacon Act	9	947
Not Subject to Above Acts	365	163,489
PRODUCT OR SERVICE		
Supplies & Equipment	1	45
ADP Equipment, Purchase and Lease	0	0
Research & Development	0	0
Construction	31	4,505
Architect & Engineering	0	0
Real Property, Purchase & Lease, or Maintenance	0	0
ADP Services (includes Installation & Maintenance)	129	124,212
Other Services	379	103,846

**FEDERAL PROCUREMENT DATA SYSTEM
DEPARTMENT OF THE INTERIOR
Actions Reported in Summary on SF281
Fiscal Year 1996 Through Fourth Quarter**

PART I - PRIME CONTRACTS							
	PROCUREMENT METHODS	Number of Actions (a)	NET DOLLAR AMOUNTS (000)				Total Dollars (f)
			Small Business Concerns (b)	Large Business Concerns (c)	Domestic Outside U.S./ Foreign (d)	Other Entities (e)	
NEW AWARDS AND MODIFICATIONS	1. Tariff or Regulated Acquisitions	9,043					3,568
	2. Contracts for Foreign Government or International Organization	16					90
	3. Small Purchases	242,839	214,367	34,066	284	10,503	259,220
	4. Delivery Orders - GSA Schedules Only	31,618	27,627	34,555	25	541	62,748
	5. Delivery Orders- Other Federal Schedules	2,312	2,295	1,771	5	1,087	5,158
	6. Delivery Orders - All Other	5,551	7,514	3,159	95	1,149	11,917
	7. Other Procurement Methods	8,154	4,633	1,122	35	1,858	7,648
	8. TOTAL NEW AWARDS AND MODIFICATIONS	299,533	256,436	74,673	444	15,138	350,349
COMPETITION	9. Competed	108,274	147,336	41,948	141	3,117	193,460
	10. Not Competed	47,894	40,588	16,028	60	5,636	62,561
	11. Not Available for Competition	143,365	68,512	16,697	243	6,385	94,328
MODIFICATIONS	12. TOTAL MODIFICATIONS (Excluding Line 3)	6,027					4,052

PART II - SELECTED SOCIOECONOMIC STATISTICS (Includes both new awards and modifications)					
PREFERENCE PROGRAMS			TYPE OF CONTRACTOR		
CATEGORY	Number of Actions (a)	Total net Dollars (b)	CATEGORY	Number of Actions (a)	Total net Dollars (b)
13. Small Business - Small Purchase Set-Aside	0	0	18. Small Disadvantaged Business	6,282	12,840
14. Small Business Set-Aside	150,029	139,660	19. Woman-Owned Small Business	7,464	11,243
15. Labor Surplus Area Set-Aside	2,424	2,358	20. Sheltered Workshop	346	286
16. Combined Labor Surplus/ Small Business Set-Aside	12,500	7,105			
17. 8(a) Awards	132	262			

**DEPARTMENT OF THE INTERIOR
Actions Reported Individually on SF279
Fiscal Year 1996 Through Fourth Quarter**

	Actions	Dollars (000)
TOTAL	12,175	808,567
CICA APPLICABILITY		
Pre-CICA	16	320
CICA Awards	11,076	774,497
Small Purchases	654	12,909
Subject to Statute other than CICA	429	20,841
KIND OF CONTRACT ACTION		
Initial Letter Contract	33	5,207
Def. Contract Superseding Letter	0	0
New Definitive Contract	1,460	191,338
Small Purchase Procedure	539	12,603
Order Under IDC	3,405	162,798
Order Under BOA	18	4,168
Order /Mod Under GSA Schedule	368	25,722
Order/Mod Under VA or OPM Schedule	0	0
Modifications	6,345	406,919
Termination for Default	3	-80
Termination for Convenience	4	-108
SYNOPSIS OF PROCUREMENT PRIOR TO AWARD		
Synopsized Prior to Award	8,717	613,645
Not Synopsized Due to Urgency	165	16,905
Not Synopsized for Other Reason	3,291	177,875

FEDERAL PROCUREMENT DATA SYSTEM
DEPARTMENT OF THE INTERIOR
Actions Reported Individually on SF279
Fiscal Year 1996 Through Fourth Quarter

SOLICITATION PROCEDURE	Actions	Dollars (000)
Full and Open Competition - Sealed Bid	2,049	179,428
Full and Open Competition - Comp Proposal	2,635	195,219
Full and Open Competition - Combination	57	6,278
Architect Engineer	855	41,589
Basic Research	4	107
Multiple Award Schedule	271	22,540
Alternate Source/Reduced Cost	0	0
Alternate Source/Mobilization	0	0
Alternate Source/Eng R & D	1	1
Set-aside	3,362	192,839
Other than Full and Open Competition	1,842	136,496
FULL AND OPEN COMPETITION WITH ONLY ONE BIDDER/OFFERER	848	29,465
AUTHORITY FOR OTHER THAN FULL AND OPEN COMPETITION		
Only One Source	460	32,696
- Follow-on Contract	29	497
- Utilities (Regulated & Telecommunications)	52	3,424
Unusual & Compelling Urgency	230	22,467
Mobilization/Essential R&D	1	43
International Agreement	0	0
Authorized by Statute	1,091	78,723
Authorized Resale	0	0
National Security	1	156
Public Interest	58	2,411
EXTENT COMPETED		
Competed	9,991	665,362
Not Available for Competition	1,670	109,108
Follow-on to Competed Action	35	435
Not Competed	479	33,662
TYPE OF CONTRACT		
Fixed Price	11,183	692,382
Cost Reimbursement	723	104,789
Time and Material	107	3,870
Labor Hour	182	7,526
TYPE OF CONTRACTOR		
Small Disadvantaged Business	1,751	122,371
Other Small Business	6,431	272,358
Large Business	3,318	378,710
Sheltered Workshops	52	2,067
Educational & Nonprofit	196	8,942
State & Local Government	390	21,952
Foreign Contractor	35	2,075
Domestic Contractor Performing Outside US	2	92
WOMAN-OWNED SMALL BUSINESS	756	42,219
PREFERENCE PROGRAMS		
Directed to Sheltered Workshop	52	2,067
8 (a) Program	1,219	97,461
Combined LSA/SB Set-aside	256	7,575
Small Business Set-aside	2,224	70,909
Labor Surplus Area Set-aside	558	92,530
Tie Bid Preference	7	378
Buy Indian/Self Determination Act	293	14,856
No Preference Program or Not Listed	7,566	522,791
SUBJECT TO LABOR STATUTES		
Walsh Healy Act - Manufacturer	1,210	67,004
Walsh Healy Act - Dealer	813	29,458
Service Contract Act	3,392	219,644
Davis Bacon Act	3,198	343,495
Not Subject to Above Acts	3,562	148,966
PRODUCT OR SERVICE		
Supplies & Equipment	940	65,664
ADP Equipment, Purchase and Lease	950	28,670
Research & Development	92	2,013
Construction	3,167	338,784
Architect & Engineering	1,027	45,102
Real Property, Purchase & Lease, or Maintenance	381	18,763
ADP Services (includes Installation & Maintenance)	918	97,373
Other Services	4,700	212,198

**FEDERAL PROCUREMENT DATA SYSTEM
DEPARTMENT OF JUSTICE
Actions Reported in Summary on SF281
Fiscal Year 1996 Through Fourth Quarter**

PART I - PRIME CONTRACTS							
	PROCUREMENT METHODS	Number of Actions (a)	NET DOLLAR AMOUNTS (000)				Total Dollars (f)
			Small Business Concerns (b)	Large Business Concerns (c)	Domestic Outside U.S./ Foreign (d)	Other Entities (e)	
NEW AWARDS AND MODIFICATIONS	1. Tariff or Regulated Acquisitions	8,191					5,071
	2. Contracts for Foreign Government or International Organization	2					28
	3. Small Purchases	364,948	326,475	82,665	351	9,879	419,370
	4. Delivery Orders - GSA Schedules Only	39,833	40,216	51,524	10	797	92,547
	5. Delivery Orders- Other Federal Schedules	10,116	6,900	9,668	33	460	17,061
	6. Delivery Orders - All Other	11,202	5,871	8,707	9	8,738	23,325
	7. Other Procurement Methods	106,937	33,505	1,349	1	12,612	47,467
	8. TOTAL NEW AWARDS AND MODIFICATIONS	541,229	412,967	153,913	404	32,486	604,869
COMPETITION	9. Competed	141,439	184,327	83,975	73	9,794	289,497
	10. Not Competed	37,775	45,581	20,200	177	3,146	69,818
	11. Not Available for Competition	362,015	173,059	49,738	154	19,546	245,554
MODIFICATIONS	12. TOTAL MODIFICATIONS (Excluding Line 3)	10,587					2,153

PART II - SELECTED SOCIOECONOMIC STATISTICS (Includes both new awards and modifications)					
PREFERENCE PROGRAMS			TYPE OF CONTRACTOR		
CATEGORY	Number of Actions (a)	Total net Dollars (b)	CATEGORY	Number of Actions (a)	Total net Dollars (b)
13. Small Business - Small Purchase Set-Aside	0	0	18. Small Disadvantaged Business	5,437	7,550
14. Small Business Set-Aside	226,562	278,337	19. Woman-Owned Small Business	13,753	17,798
15. Labor Surplus Area Set-Aside	1,855	1,267	20. Sheltered Workshop	444	283
16. Combined Labor Surplus/ Small Business Set-Aside	6,308	5,590			
17. 8(a) Awards	275	588			

**DEPARTMENT OF JUSTICE
Actions Reported Individually on SF279
Fiscal Year 1996 Through Fourth Quarter**

	Actions	Dollars (000)
TOTAL	19,472	2,036,271
CICA APPLICABILITY		
Pre-CICA	0	0
CICA Awards	18,830	2,005,504
Small Purchases	454	10,938
Subject to Statute other than CICA	29	598
KIND OF CONTRACT ACTION		
Initial Letter Contract	33	4,144
Def. Contract Superseding Letter	7	391
New Definitive Contract	754	414,323
Small Purchase Procedure	410	16,470
Order Under IDC	13,829	871,719
Order Under BOA	8	1,742
Order /Mod Under GSA Schedule	1,194	97,119
Order/Mod Under VA or OPM Schedule	78	5,488
Modifications	3,356	625,265
Termination for Default	2	-374
Termination for Convenience	1	-16
SYNOPSIS OF PROCUREMENT PRIOR TO AWARD		
Synopsized Prior to Award	16,072	1,688,523
Not Synopsized Due to Urgency	435	47,311
Not Synopsized for Other Reason	2,806	281,206

FEDERAL PROCUREMENT DATA SYSTEM
DEPARTMENT OF JUSTICE
Actions Reported Individually on SF279
Fiscal Year 1996 Through Fourth Quarter

SOLICITATION PROCEDURE	Actions	Dollars (000)
Full and Open Competition - Sealed Bid	5,510	358,183
Full and Open Competition - Comp Proposal	9,209	1,157,159
Full and Open Competition - Combination	62	4,376
Architect Engineer	142	27,452
Basic Research	0	0
Multiple Award Schedule	1,236	99,869
Alternate Source/Reduced Cost	0	0
Alternate Source/Mobilization	1	22
Alternate Source/Eng R & D	0	0
Set-aside	1,076	84,800
Other than Full and Open Competition	1,594	273,643
FULL AND OPEN COMPETITION WITH ONLY ONE BIDDER/OFFERER	1,835	182,213
AUTHORITY FOR OTHER THAN FULL AND OPEN COMPETITION		
Only One Source	437	100,025
- Follow-on Contract	6	8,050
- Utilities (Regulated & Telecommunications)	119	20,317
Unusual & Compelling Urgency	498	51,867
Mobilization/Essential R&D	0	0
International Agreement	0	0
Authorized by Statute	643	119,093
Authorized Resale	0	0
National Security	16	2,658
Public Interest	0	0
EXTENT COMPLETED		
Completed	17,819	1,769,916
Not Available for Competition	1,211	217,778
Follow-on to Completed Action	0	0
Not Completed	283	29,346
TYPE OF CONTRACT		
Fixed Price	18,184	1,621,089
Cost Reimbursement	190	271,746
Time and Material	821	96,165
Labor Hour	118	28,040
TYPE OF CONTRACTOR		
Small Disadvantaged Business	1,788	231,819
Other Small Business	6,222	329,816
Large Business	10,716	1,349,570
Sheltered Workshops	11	2,231
Educational & Nonprofit	224	72,297
State & Local Government	241	17,479
Foreign Contractor	63	10,128
Domestic Contractor Performing Outside US	48	3,700
WOMAN-OWNED SMALL BUSINESS	1,001	54,424
PREFERENCE PROGRAMS		
Directed to Sheltered Workshop	4	274
8 (a) Program	1,182	185,062
Combined LSA/SB Set-aside	10	281
Small Business Set-aside	1,075	57,221
Labor Surplus Area Set-aside	40	1,514
Tie Bid Preference	0	0
Buy Indian/Self Determination Act	2	8
No Preference Program or Not Listed	17,000	1,772,680
SUBJECT TO LABOR STATUTES		
Wash Healy Act - Manufacturer	6,225	322,071
Wash Healy Act - Dealer	3,743	281,117
Service Contract Act	6,213	782,575
Davis Bacon Act	628	286,471
Not Subject to Above Acts	2,504	364,806
PRODUCT OR SERVICE		
Supplies & Equipment	9,082	421,249
ADP Equipment, Purchase and Lease	1,797	290,375
Research & Development	19	307
Construction	554	247,014
Architect & Engineering	191	33,368
Real Property, Purchase & Lease, or Maintenance	76	3,475
ADP Services (includes Installation & Maintenance)	1,295	298,394
Other Services	6,458	742,089

**FEDERAL PROCUREMENT DATA SYSTEM
DEPARTMENT OF LABOR
Actions Reported in Summary on SF281
Fiscal Year 1996 Through Fourth Quarter**

PART I - PRIME CONTRACTS							
	PROCUREMENT METHODS	Number of Actions (a)	NET DOLLAR AMOUNTS (000)				Total Dollars (f)
			Small Business Concerns (b)	Large Business Concerns (c)	Domestic Outside U.S./ Foreign (d)	Other Entities (e)	
NEW AWARDS AND MODIFICATIONS	1. Tariff or Regulated Acquisitions	0					0
	2. Contracts for Foreign Government or International Organization	0					0
	3. Small Purchases	9,055	14,434	5,307	73	620	20,434
	4. Delivery Orders - GSA Schedules Only	2,848	3,613	4,821	36	28	8,498
	5. Delivery Orders - Other Federal Schedules	102	23	9	0	215	247
	6. Delivery Orders - All Other	12	1	0	0	1	2
	7. Other Procurement Methods	132	35	7	0	120	162
	8. TOTAL NEW AWARDS AND MODIFICATIONS	12,149	18,106	10,144	109	984	29,343
COMPETITION	9. Competed	3,669	4,947	4,369	38	230	9,584
	10. Not Competed	2,345	10,040	4,056	56	589	14,741
	11. Not Available for Competition	6,135	3,119	1,719	15	165	5,018
MODIFICATIONS	12. TOTAL MODIFICATIONS (Excluding Line 3)	786					878

PART II - SELECTED SOCIOECONOMIC STATISTICS (Includes both new awards and modifications)					
PREFERENCE PROGRAMS			TYPE OF CONTRACTOR		
CATEGORY	Number of Actions (a)	Total net Dollars (b)	CATEGORY	Number of Actions (a)	Total net Dollars (b)
13. Small Business - Small Purchase Set-Aside	0	0	18. Small Disadvantaged Business	1,045	3,177
14. Small Business Set-Aside	8	34	19. Woman-Owned Small Business	285	762
15. Labor Surplus Area Set-Aside	388	622	20. Sheltered Workshop	0	0
16. Combined Labor Surplus/ Small Business Set-Aside	519	572			
17. 8(a) Awards	0	0			

**DEPARTMENT OF LABOR
Actions Reported Individually on SF279
Fiscal Year 1996 Through Fourth Quarter**

	Actions	Dollars (000)
TOTAL	1,635	827,105
CICA APPLICABILITY		
Pre-CICA	0	0
CICA Awards	1,634	827,061
Small Purchases	1	44
Subject to Statute other than CICA	0	0
KIND OF CONTRACT ACTION		
Initial Letter Contract	1	119
Def. Contract Superseding Letter	0	0
New Definitive Contract	105	147,838
Small Purchase Procedure	1	44
Order Under IDC	0	0
Order Under BOA	1	395
Order /Mod Under GSA Schedule	16	3,755
Order/Mod Under VA or OPM Schedule	0	0
Modifications	1,511	674,954
Termination for Default	0	0
Termination for Convenience	0	0
SYNOPSIS OF PROCUREMENT PRIOR TO AWARD		
Synopsized Prior to Award	1,344	751,951
Not Synopsized Due to Urgency	0	0
Not Synopsized for Other Reason	291	75,154

FEDERAL PROCUREMENT DATA SYSTEM
DEPARTMENT OF LABOR
Actions Reported Individually on SF279
Fiscal Year 1996 Through Fourth Quarter

	Actions	Dollars (000)
SOLICITATION PROCEDURE		
Full and Open Competition - Sealed Bid	49	4,954
Full and Open Competition - Comp Proposal	699	616,756
Full and Open Competition - Combination	9	4,773
Architect Engineer	61	2,206
Basic Research	0	0
Multiple Award Schedule	16	3,755
Alternate Source/Reduced Cost	0	0
Alternate Source/Mobilization	0	0
Alternate Source/Eng R & D	0	0
Set-aside	444	113,076
Other than Full and Open Competition	356	81,541
FULL AND OPEN COMPETITION WITH ONLY ONE BIDDER/OFFERER	196	197,505
AUTHORITY FOR OTHER THAN FULL AND OPEN COMPETITION		
Only One Source	76	11,092
- Follow-on Contract	0	0
- Utilities (Regulated & Telecommunications)	4	172
Unusual & Compelling Urgency	0	0
Mobilization/Essential R&D	0	0
International Agreement	0	0
Authorized by Statute	280	70,449
Authorized Resale	0	0
National Security	0	0
Public Interest	0	0
EXTENT COMPLETED		
Completed	1,278	745,520
Not Available for Competition	317	75,115
Follow-on to Completed Action	0	0
Not Completed	40	6,470
TYPE OF CONTRACT		
Fixed Price	616	152,468
Cost Reimbursement	575	603,496
Time and Material	18	11,372
Labor Hour	426	59,769
TYPE OF CONTRACTOR		
Small Disadvantaged Business	338	51,789
Other Small Business	528	137,054
Large Business	596	527,342
Sheltered Workshops	0	0
Educational & Nonprofit	75	74,940
State & Local Government	98	35,980
Foreign Contractor	0	0
Domestic Contractor Performing Outside US	0	0
WOMAN-OWNED SMALL BUSINESS	114	16,979
PREFERENCE PROGRAMS		
Directed to Sheltered Workshop	0	0
8 (a) Program	207	40,132
Combined LSA/SB Set-aside	16	2,545
Small Business Set-aside	540	116,584
Labor Surplus Area Set-aside	101	111,755
Tie Bid Preference	0	0
Buy Indian/Self Determination Act	0	0
No Preference Program or Not Listed	771	556,089
SUBJECT TO LABOR STATUTES		
Walsh Healy Act - Manufacturer	41	5,105
Walsh Healy Act - Dealer	94	19,776
Service Contract Act	649	202,784
Davis Bacon Act	191	225,442
Not Subject to Above Acts	660	373,998
PRODUCT OR SERVICE		
Supplies & Equipment	18	1,525
ADP Equipment, Purchase and Lease	103	19,290
Research & Development	1	742
Construction	72	80,769
Architect & Engineering	127	17,915
Real Property, Purchase & Lease, or Maintenance	40	4,990
ADP Services (includes Installation & Maintenance)	174	47,303
Other Services	1,100	654,571

**FEDERAL PROCUREMENT DATA SYSTEM
DEPARTMENT OF STATE
Actions Reported in Summary on SF281
Fiscal Year 1996 Through Fourth Quarter**

PART I - PRIME CONTRACTS							
	PROCUREMENT METHODS	Number of Actions (a)	NET DOLLAR AMOUNTS (000)				Total Dollars (f)
			Small Business Concerns (b)	Large Business Concerns (c)	Domestic Outside U.S./ Foreign (d)	Other Entities (e)	
NEW AWARDS AND MODIFICATIONS	1. Tariff or Regulated Acquisitions	0					0
	2. Contracts for Foreign Government or International Organization	0					0
	3. Small Purchases	93,531	38,697	26,870	120,919	16,810	203,296
	4. Delivery Orders - GSA Schedules Only	2,754	4,894	7,748	303	1,412	14,357
	5. Delivery Orders - Other Federal Schedules	1,526	3,738	4,668	123	15	8,544
	6. Delivery Orders - All Other	4,695	5,914	3,206	5,097	3,755	17,972
	7. Other Procurement Methods	16,110	17,692	5,508	14,485	1,442	39,127
	8. TOTAL NEW AWARDS AND MODIFICATIONS	118,616	70,935	48,000	140,927	23,434	283,296
COMPETITION	9. Competed	55,063	43,175	31,636	91,822	16,389	183,022
	10. Not Competed	25,297	16,314	10,832	24,346	4,597	56,089
	11. Not Available for Competition	38,663	11,446	5,532	24,759	2,448	44,185
MODIFICATIONS	12. TOTAL MODIFICATIONS (Excluding Line 3)	705					638

PART II - SELECTED SOCIOECONOMIC STATISTICS (Includes both new awards and modifications)					
PREFERENCE PROGRAMS			TYPE OF CONTRACTOR		
CATEGORY	Number of Actions (a)	Total net Dollars (b)	CATEGORY	Number of Actions (a)	Total net Dollars (b)
13. Small Business - Small Purchase Set-Aside	0	0	18. Small Disadvantaged Business	2,428	4,528
14. Small Business Set-Aside	1,224	2,826	19. Woman-Owned Small Business	2,198	4,731
15. Labor Surplus Area Set-Aside	1	12	20. Sheltered Workshop	12	35
16. Combined Labor Surplus/ Small Business Set-Aside	1	25			
17. 8(a) Awards	415	3,441			

**DEPARTMENT OF STATE
Actions Reported Individually on SF279
Fiscal Year 1996 Through Fourth Quarter**

	Actions	Dollars (000)
TOTAL	3,040	673,925
CICA APPLICABILITY		
Pre-CICA	41	6,487
CICA Awards	2,772	644,474
Small Purchases	40	1,604
Subject to Statute other than CICA	186	21,312
KIND OF CONTRACT ACTION		
Initial Letter Contract	37	8,025
Def. Contract Superseding Letter	2	157
New Definitive Contract	920	266,899
Small Purchase Procedure	39	1,645
Order Under IDC	658	144,131
Order Under BOA	9	2,378
Order/Mod Under GSA Schedule	144	16,184
Order/Mod Under VA or OPM Schedule	0	0
Modifications	1,228	234,430
Termination for Default	2	46
Termination for Convenience	1	30
SYNOPSIS OF PROCUREMENT PRIOR TO AWARD		
Synopsized Prior to Award	1,368	417,295
Not Synopsized Due to Urgency	123	57,620
Not Synopsized for Other Reason	1,548	198,962

**FEDERAL PROCUREMENT DATA SYSTEM
DEPARTMENT OF STATE
Actions Reported Individually on SF279
Fiscal Year 1996 Through Fourth Quarter**

	Actions	Dollars (000)
SOLICITATION PROCEDURE		
Full and Open Competition - Sealed Bid	634	95,656
Full and Open Competition - Comp Proposal	931	288,014
Full and Open Competition - Combination	8	814
Architect Engineer	83	10,551
Basic Research	0	0
Multiple Award Schedule	155	16,257
Alternate Source/Reduced Cost	0	0
Alternate Source/Mobilization	7	2,055
Alternate Source/Eng R & D	0	0
Set-aside	121	31,357
Other than Full and Open Competition	833	199,770
FULL AND OPEN COMPETITION WITH ONLY ONE BIDDER/OFFERER	340	44,009
AUTHORITY FOR OTHER THAN FULL AND OPEN COMPETITION		
Only One Source	127	14,584
- Follow-on Contract	5	587
- Utilities (Regulated & Telecommunications)	1	48
Unusual & Compelling Urgency	149	67,566
Mobilization/Essential R&D	0	0
International Agreement	3	425
Authorized by Statute	525	106,861
Authorized Resale	0	0
National Security	29	10,334
Public Interest	0	0
EXTENT COMPLETED		
Completed	2,255	503,851
Not Available for Competition	649	134,778
Follow-on to Completed Action	8	612
Not Completed	127	34,636
TYPE OF CONTRACT		
Fixed Price	2,176	446,788
Cost Reimbursement	173	99,661
Time and Material	74	34,841
Labor Hour	616	92,587
TYPE OF CONTRACTOR		
Small Disadvantaged Business	537	99,208
Other Small Business	665	117,975
Large Business	706	338,333
Sheltered Workshops	7	3,445
Educational & Nonprofit	34	20,150
State & Local Government	0	0
Foreign Contractor	1,039	86,175
Domestic Contractor Performing Outside US	51	8,591
WOMAN-OWNED SMALL BUSINESS	154	24,680
PREFERENCE PROGRAMS		
Directed to Sheltered Workshop	3	2,530
8 (a) Program	463	81,553
Combined LSA/SB Set-aside	0	0
Small Business Set-aside	270	42,108
Labor Surplus Area Set-aside	0	0
Tie Bid Preference	0	0
Buy Indian/Self Determination Act	0	0
No Preference Program or Not Listed	2,303	547,686
SUBJECT TO LABOR STATUTES		
Walsh Healy Act - Manufacturer	295	73,345
Walsh Healy Act - Dealer	81	12,235
Service Contract Act	660	97,923
Davis Bacon Act	4	3,348
Not Subject to Above Acts	1,999	487,026
PRODUCT OR SERVICE		
Supplies & Equipment	529	53,015
ADP Equipment, Purchase and Lease	296	68,330
Research & Development	2	475
Construction	248	58,040
Architect & Engineering	176	179,759
Real Property, Purchase & Lease, or Maintenance	5	188
ADP Services (includes Installation & Maintenance)	358	87,270
Other Services	1,426	226,868

**FEDERAL PROCUREMENT DATA SYSTEM
DEPARTMENT OF TRANSPORTATION
Actions Reported in Summary on SF281
Fiscal Year 1996 Through Fourth Quarter**

PART I - PRIME CONTRACTS							
NEW AWARDS AND MODIFICATIONS	PROCUREMENT METHODS	Number of Actions (a)	NET DOLLAR AMOUNTS - (000)				
			Small Business Concerns (b)	Large Business Concerns (c)	Domestic Outside U.S./ Foreign (d)	Other Entities (e)	Total Dollars (f)
	1. Tariff or Regulated Acquisitions	100				215	
	2. Contracts for Foreign Government or International Organization	1				10	
	3. Small Purchases	87,983	146,788	55,398	1,071	2,425	205,682
	4. Delivery Orders - GSA Schedules Only	8,095	17,670	18,645	173	149	36,637
	5. Delivery Orders - Other Federal Schedules	957	2,286	1,765	5	229	4,285
	6. Delivery Orders - All Other	6,522	8,067	5,021	90	317	13,495
	7. Other Procurement Methods	3,666	9,014	1,360	42	2,365	12,781
	8. TOTAL NEW AWARDS AND MODIFICATIONS	107,324	183,825	82,189	1,381	5,485	273,105
COMPETITION	9. Competed	41,326	101,279	39,586	632	729	142,226
	10. Not Competed	43,054	62,260	30,289	553	2,145	95,247
	11. Not Available for Competition	22,944	20,286	12,314	196	2,611	35,632
MODIFICATIONS	12. TOTAL MODIFICATIONS (Excluding Line 3)	5,611					15,426

PART II - SELECTED SOCIOECONOMIC STATISTICS (Includes both new awards and modifications)					
PREFERENCE PROGRAMS			TYPE OF CONTRACTOR		
CATEGORY	Number of Actions (a)	Total net Dollars (b)	CATEGORY	Number of Actions (a)	Total net Dollars (b)
13. Small Business - Small Purchase Set-Aside	0	0	18. Small Disadvantaged Business	3,157	11,641
14. Small Business Set-Aside	22,232	63,641	19. Woman-Owned Small Business	4,723	15,195
15. Labor Surplus Area Set-Aside	0	0	20. Sheltered Workshop	233	1,003
16. Combined Labor Surplus/ Small Business Set-Aside	0	0			
17. 8(a) Awards	601	3,339			

**DEPARTMENT OF TRANSPORTATION
Actions Reported Individually on SF279
Fiscal Year 1996 Through Fourth Quarter**

	Actions	Dollars (000)
TOTAL	15,136	3,104,755
CICA APPLICABILITY		
Pre-CICA	57	28,367
CICA Awards	13,539	2,864,791
Small Purchases	896	27,051
Subject to Statute other than CICA	635	184,114
KIND OF CONTRACT ACTION		
Initial Letter Contract	17	4,827
Def. Contract Superseding Letter	2	1,755
New Definitive Contract	1,512	743,576
Small Purchase Procedure	795	26,643
Order Under IDC	3,585	450,566
Order Under BOA	68	9,185
Order /Mod Under GSA Schedule	406	35,940
Order/Mod Under VA or OPM Schedule	1	366
Modifications	8,742	1,832,009
Termination for Default	5	72
Termination for Convenience	3	-184
SYNOPSIS OF PROCUREMENT PRIOR TO AWARD		
Synopsized Prior to Award	11,042	2,436,348
Not Synopsized Due to Urgency	150	18,291
Not Synopsized for Other Reason	3,934	649,395

FEDERAL PROCUREMENT DATA SYSTEM
DEPARTMENT OF TRANSPORTATION
Actions Reported Individually on SF279
Fiscal Year 1996 Through Fourth Quarter

	Actions	Dollars (000)
SOLICITATION PROCEDURE		
Full and Open Competition - Sealed Bid	3,382	654,635
Full and Open Competition - Comp Proposal	4,083	1,228,625
Full and Open Competition - Combination	49	22,706
Architect Engineer	1,038	52,914
Basic Research	3	201
Multiple Award Schedule	445	48,845
Alternate Source/Reduced Cost	0	0
Alternate Source/Mobilization	0	0
Alternate Source/Eng R & D	0	0
Set-aside	527	70,247
Other than Full and Open Competition	4,012	786,618
FULL AND OPEN COMPETITION WITH ONLY ONE BIDDER/OFFERER	862	95,902
AUTHORITY FOR OTHER THAN FULL AND OPEN COMPETITION		
Only One Source	1,626	317,749
- Follow-on Contract	22	11,516
- Utilities (Regulated & Telecommunications)	15	7,150
Unusual & Compelling Urgency	70	10,613
Mobilization/Essential R&D	19	68,068
International Agreement	21	6,661
Authorized by Statute	2,273	383,377
Authorized Resale	3	150
National Security	0	0
Public Interest	0	0
EXTENT COMPETED		
Competed	11,032	2,229,003
Not Available for Competition	2,535	412,591
Follow-on to Competed Action	28	5,478
Not Competed	1,532	457,251
TYPE OF CONTRACT		
Fixed Price	11,871	1,760,237
Cost Reimbursement	2,299	1,074,344
Time and Material	532	170,000
Labor Hour	425	99,742
TYPE OF CONTRACTOR		
Small Disadvantaged Business	2,872	449,740
Other Small Business	5,923	873,188
Large Business	5,874	1,694,168
Sheltered Workshops	42	5,829
Educational & Nonprofit	206	46,027
State & Local Government	143	32,309
Foreign Contractor	65	2,965
Domestic Contractor Performing Outside US	2	97
WOMAN-OWNED SMALL BUSINESS	790	78,081
PREFERENCE PROGRAMS		
Directed to Sheltered Workshop	36	3,793
8 (a) Program	2,198	385,874
Combined LSA/SB Set-aside	0	0
Small Business Set-aside	1,275	124,143
Labor Surplus Area Set-aside	5	22
Tie Bid Preference	0	0
Buy Indian/Self Determination Act	2	20
No Preference Program or Not Listed	11,611	2,590,471
SUBJECT TO LABOR STATUTES		
Walsh Healy Act - Manufacturer	3,775	464,766
Walsh Healy Act - Dealer	89	8,113
Service Contract Act	3,456	612,311
Davis Bacon Act	2,560	438,367
Not Subject to Above Acts	5,247	1,580,766
PRODUCT OR SERVICE		
Supplies & Equipment	1,936	453,592
ADP Equipment, Purchase and Lease	949	229,392
Research & Development	991	194,267
Construction	2,621	422,297
Architect & Engineering	1,291	108,857
Real Property, Purchase & Lease, or Maintenance	19	17,092
ADP Services (includes Installation & Maintenance)	739	297,692
Other Services	6,590	1,381,566

**FEDERAL PROCUREMENT DATA SYSTEM
DEPARTMENT OF THE TREASURY
Actions Reported in Summary on SF281
Fiscal Year 1996 Through Fourth Quarter**

PART I - PRIME CONTRACTS							
	PROCUREMENT METHODS	Number of Actions (a)	NET DOLLAR AMOUNTS (000)				Total Dollars (f)
			Small Business Concerns (b)	Large Business Concerns (c)	Domestic Outside U.S./ Foreign (d)	Other Entities (e)	
NEW AWARDS AND MODIFICATIONS	1. Tariff or Regulated Acquisitions	8					75
	2. Contracts for Foreign Government or International Organization	0					0
	3. Small Purchases	37,791	88,535	30,903	175	2,010	119,623
	4. Delivery Orders - GSA Schedules Only	8,114	11,743	22,936	0	21	34,700
	5. Delivery Orders - Other Federal Schedules	229	399	393	0	1	793
	6. Delivery Orders - All Other	322	552	4,415	0	62	5,029
	7. Other Procurement Methods	620	619	127	0	280	1,026
	8. TOTAL NEW AWARDS AND MODIFICATIONS	47,084	99,848	58,774	175	2,374	181,246
COMPETITION	9. Competed	17,043	58,276	31,413	142	244	90,075
	10. Not Competed	10,350	22,915	12,031	30	1,379	36,360
	11. Not Available for Competition	19,691	18,657	15,330	3	751	34,811
MODIFICATIONS	12. TOTAL MODIFICATIONS (Excluding Line 3)	2,215					2,053

PART II - SELECTED SOCIOECONOMIC STATISTICS (Includes both new awards and modifications)					
PREFERENCE PROGRAMS			TYPE OF CONTRACTOR		
CATEGORY	Number of Actions (a)	Total net Dollars (b)	CATEGORY	Number of Actions (a)	Total net Dollars (b)
13. Small Business - Small Purchase Set-Aside	2,779	14,812	18. Small Disadvantaged Business	7,206	24,334
14. Small Business Set-Aside	2,719	9,832	19. Woman-Owned Small Business	1,201	6,023
15. Labor Surplus Area Set-Aside	0	0	20. Sheltered Workshop	162	813
16. Combined Labor Surplus/ Small Business Set-Aside	0	0			
17. 8(a) Awards	28	342			

**DEPARTMENT OF THE TREASURY
Actions Reported Individually on SF279
Fiscal Year 1996 Through Fourth Quarter**

	Actions	Dollars (000)
TOTAL	10,075	1,780,552
CICA APPLICABILITY		
Pre-CICA	105	26,385
CICA Awards	9,277	1,642,320
Small Purchases	293	13,324
Subject to Statute other than CICA	372	97,338
KIND OF CONTRACT ACTION		
Initial Letter Contract	33	4,403
Def. Contract Superseding Letter	2	1,663
New Definitive Contract	448	200,548
Small Purchase Procedure	281	13,290
Order Under IDC	5,102	848,233
Order Under BOA	130	128,960
Order /Mod Under GSA Schedule	838	80,606
Order/Mod Under VA or OPM Schedule	0	0
Modifications	3,209	506,472
Termination for Default	3	-66
Termination for Convenience	29	-3,557
SYNOPSIS OF PROCUREMENT PRIOR TO AWARD		
Synopsized Prior to Award	673	202,931
Not Synopsized Due to Urgency	97	49,893
Not Synopsized for Other Reason	9,273	1,525,920

FEDERAL PROCUREMENT DATA SYSTEM
DEPARTMENT OF THE TREASURY
Actions Reported Individually on SF279
Fiscal Year 1996 Through Fourth Quarter

	Actions	Dollars (000)
SELECTION PROCEDURE		
Full and Open Competition - Sealed Bid	625	225,241
Full and Open Competition - Comp Proposal	4,598	819,617
Full and Open Competition - Combination	26	3,017
Architect Engineer	85	15,364
Basic Research	0	0
Multiple Award Schedule	804	69,947
Alternate Source/Reduced Cost	0	0
Alternate Source/Mobilization	0	0
Alternate Source/Eng R & D	0	0
Set-aside	920	83,987
Other than Full and Open Competition	2,219	425,147
FULL AND OPEN COMPETITION WITH ONLY ONE BIDDER/OFFERER	340	58,795
AUTHORITY FOR OTHER THAN FULL AND OPEN COMPETITION		
Only One Source	823	143,223
- Follow-on Contract	0	0
- Utilities (Regulated & Telecommunications)	72	18,055
Unusual & Compelling Urgency	277	96,217
Mobilization/Essential R&D	0	0
International Agreement	1	113
Authorized by Statute	1,104	183,459
Authorized Resale	0	0
National Security	14	2,135
Public Interest	0	0
EXTENT COMPETED		
Competed	7,614	1,350,897
Not Available for Competition	1,387	217,953
Follow-on to Competed Action	0	0
Not Competed	1,046	210,517
TYPE OF CONTRACT		
Fixed Price	9,035	1,457,862
Cost Reimbursement	621	277,446
Time and Material	58	19,227
Labor Hour	333	24,832
TYPE OF CONTRACTOR		
Small Disadvantaged Business	1,313	200,470
Other Small Business	3,249	271,764
Large Business	5,311	1,239,773
Sheltered Workshops	49	11,502
Educational & Nonprofit	42	27,454
State & Local Government	18	2,999
Foreign Contractor	53	24,823
Domestic Contractor Performing Outside US	12	582
WOMAN-OWNED SMALL BUSINESS	535	58,196
PREFERENCE PROGRAMS		
Directed to Sheltered Workshop	43	11,188
& (a) Program	999	165,564
Combined LSA/SB Set-aside	41	3,550
Small Business Set-aside	926	81,786
Labor Surplus Area Set-aside	12	1,006
Tie Bid Preference	22	615
Buy Indian/Self Determination Act	0	0
No Preference Program or Not Listed	8,004	1,515,658
SUBJECT TO LABOR STATUTES		
Walsh Healy Act - Manufacturer	3,295	560,930
Walsh Healy Act - Dealer	2,306	366,461
Service Contract Act	1,500	392,411
Davis Bacon Act	141	16,498
Not Subject to Above Acts	2,805	443,067
PRODUCT OR SERVICE		
Supplies & Equipment	2,194	591,987
ADP Equipment, Purchase and Lease	2,783	305,136
Research & Development	10	23,059
Construction	168	32,830
Architect & Engineering	143	25,362
Real Property, Purchase & Lease, or Maintenance	60	2,741
ADP Services (includes Installation & Maintenance)	1,859	422,034
Other Services	2,858	377,403

FEDERAL PROCUREMENT DATA SYSTEM
DEPARTMENT OF VETERANS AFFAIRS
Actions Reported in Summary on SF281
Fiscal Year 1996 Through Fourth Quarter

PART I - PRIME CONTRACTS							
	PROCUREMENT METHODS	Number of Actions (a)	NET DOLLAR AMOUNTS (000)				Total Dollars (f)
			Small Business Concerns (b)	Large Business Concerns (c)	Domestic Outside U.S./ Foreign (d)	Other Entities (e)	
NEW AWARDS AND MODIFICATIONS	1. Tariff or Regulated Acquisitions	3,805					28,940
	2. Contracts for Foreign Government or International Organization	0					0
	3. Small Purchases	1,106,188	492,655	344,628	349	29,225	866,857
	4. Delivery Orders - GSA Schedules Only	81,000	68,944	70,360	202	1,540	141,046
	5. Delivery Orders - Other Federal Schedules	533,243	166,123	394,090	200	1,312	561,725
	6. Delivery Orders - All Other	131,093	65,415	69,587	296	5,415	140,713
	7. Other Procurement Methods	26,416	14,936	10,525	98	5,185	30,744
	8. TOTAL NEW AWARDS AND MODIFICATIONS	1,881,745	808,073	889,190	1,145	42,677	1,770,025
COMPETITION	9. Competed	833,404	408,178	573,126	621	7,291	988,899
	10. Not Competed	55,679	40,838	47,345	48	7,895	96,164
	11. Not Available for Competition	992,662	359,057	268,719	476	27,491	684,962
MODIFICATIONS	12. TOTAL MODIFICATIONS (Excluding Line 3)	45					99

PART II - SELECTED SOCIOECONOMIC STATISTICS (Includes both new awards and modifications)					
PREFERENCE PROGRAMS			TYPE OF CONTRACTOR		
CATEGORY	Number of Actions (a)	Total net Dollars (b)	CATEGORY	Number of Actions (a)	Total net Dollars (b)
13. Small Business - Small Purchase Set-Aside	0	0	18. Small Disadvantaged Business	55,157	65,280
14. Small Business Set-Aside	306,122	294,606	19. Woman-Owned Small Business	83,932	96,931
15. Labor Surplus Area Set-Aside	206,271	178,150	20. Sheltered Workshop	4,057	3,557
16. Combined Labor Surplus/ Small Business Set-Aside	0	0			
17. 8(a) Awards	4,297	7,400			

DEPARTMENT OF VETERANS AFFAIRS
Actions Reported Individually on SF279
Fiscal Year 1996 Through Fourth Quarter

	Actions	Dollars (000)
TOTAL	29,116	2,395,384
CICA APPLICABILITY		
Pre-CICA	1,006	95,704
CICA Awards	27,608	2,285,383
Small Purchases	458	11,271
Subject to Statute other than CICA	13	1,266
KIND OF CONTRACT ACTION		
Initial Letter Contract	15	5,670
Def. Contract Superseding Letter	1	36
New Definitive Contract	4,467	769,367
Small Purchase Procedure	453	10,306
Order Under IDC	19,980	1,114,882
Order Under BOA	71	2,415
Order /Mod Under GSA Schedule	1,619	133,091
Order/Mod Under VA or OPM Schedule	1,628	307,715
Modifications	882	51,902
Termination for Default	0	0
Termination for Convenience	0	0
SYNOPSIS OF PROCUREMENT PRIOR TO AWARD		
Synopsized Prior to Award	10,582	1,555,859
Not Synopsized Due to Urgency	239	12,373
Not Synopsized for Other Reason	18,264	825,392

FEDERAL PROCUREMENT DATA SYSTEM
DEPARTMENT OF VETERANS AFFAIRS
 Actions Reported Individually on SF279
 Fiscal Year 1996 Through Fourth Quarter

	Actions	Dollars (000)
SOLICITATION PROCEDURE		
Full and Open Competition - Sealed Bid	2,873	355,907
Full and Open Competition - Comp Proposal	5,280	956,607
Full and Open Competition - Combination	37	2,191
Architect Engineer	303	25,542
Basic Research	6	1,183
Multiple Award Schedule	2,601	221,646
Alternate Source/Reduced Cost	5	59
Alternate Source/Mobilization	2	35
Alternate Source/Eng R & D	2	117
Set-aside	1,407	93,825
Other than Full and Open Competition	15,092	628,271
FULL AND OPEN COMPETITION WITH ONLY ONE BIDDER/OFFERER	1,751	81,365
AUTHORITY FOR OTHER THAN FULL AND OPEN COMPETITION		
Only One Source	1,783	145,773
- Follow-on Contract	46	3,853
- Utilities (Regulated & Telecommunications)	1,028	87,414
Unusual & Compelling Urgency	244	13,992
Mobilization/Essential R&D	2	368
International Agreement	0	0
Authorized by Statute	13,059	468,041
Authorized Resale	4	97
National Security	0	0
Public Interest	0	0
EXTENT COMPETED		
Competed	12,997	1,681,160
Not Available for Competition	15,184	653,326
Follow-on to Competed Action	64	5,456
Not Competed	840	53,682
TYPE OF CONTRACT		
Fixed Price	28,986	2,384,403
Cost Reimbursement	87	6,913
Time and Material	1	55
Labor Hour	11	2,253
TYPE OF CONTRACTOR		
Small Disadvantaged Business	1,686	211,426
Other Small Business	9,112	541,518
Large Business	15,302	1,474,823
Sheltered Workshops	30	5,725
Educational & Nonprofit	1,711	72,528
State & Local Government	1,219	86,320
Foreign Contractor	3	127
Domestic Contractor Performing Outside US	22	1,157
WOMAN-OWNED SMALL BUSINESS	1,407	115,737
PREFERENCE PROGRAMS		
Directed to Sheltered Workshop	30	5,725
8 (a) Program	895	150,424
Combined LSA/SB Set-aside	83	2,764
Small Business Set-aside	1,054	73,631
Labor Surplus Area Set-aside	140	4,363
Tie Bid Preference	0	0
Buy Indian/Self Determination Act	0	0
No Preference Program or Not Listed	26,883	2,156,717
SUBJECT TO LABOR STATUTES		
Walsh Healy Act - Manufacturer	4,540	481,984
Walsh Healy Act - Dealer	2,021	602,790
Service Contract Act	15,667	457,063
Davis Bacon Act	1,487	462,114
Not Subject to Above Acts	5,370	389,673
PRODUCT OR SERVICE		
Supplies & Equipment	5,842	933,896
ADP Equipment, Purchase and Lease	1,292	174,930
Research & Development	30	4,962
Construction	1,484	461,975
Architect & Engineering	335	28,883
Real Property, Purchase & Lease, or Maintenance	232	25,106
ADP Services (includes Installation & Maintenance)	263	20,543
Other Services	19,638	745,099

FEDERAL PROCUREMENT DATA SYSTEM
AGENCY FOR INTERNATIONAL DEVELOPMENT
Actions Reported in Summary on SF281
Fiscal Year 1996 Through Fourth Quarter

PART I - PRIME CONTRACTS							
	PROCUREMENT METHODS	Number of Actions (a)	NET DOLLAR AMOUNTS (000)				Total Dollars (f)
			Small Business Concerns (b)	Large Business Concerns (c)	Domestic Outside U.S./ Foreign (d)	Other Entities (e)	
NEW AWARDS AND MODIFICATIONS	1. Tariff or Regulated Acquisitions	0					0
	2. Contracts for Foreign Government or International Organization	0					0
	3. Small Purchases	4,269	5,243	1,296	10,588	128	17,255
	4. Delivery Orders - GSA Schedules Only	142	248	225	60	14	547
	5. Delivery Orders- Other Federal Schedules	12	146	26	4	0	176
	6. Delivery Orders - All Other	0	0	0	0	0	0
	7. Other Procurement Methods	486	906	90	1,866	0	2,862
	8. TOTAL NEW AWARDS AND MODIFICATIONS	4,809	6,543	1,637	12,518	142	20,840
COMPETITION	9. Competed	2,199	2,713	695	6,377	57	9,842
	10. Not Competed	2,140	3,716	632	5,818	85	10,251
	11. Not Available for Competition	570	114	310	323	0	747
MODIFICATIONS	12. TOTAL MODIFICATIONS (Excluding Line 3)	1,095					4,612

PART II - SELECTED SOCIOECONOMIC STATISTICS (Includes both new awards and modifications)					
PREFERENCE PROGRAMS			TYPE OF CONTRACTOR		
CATEGORY	Number of Actions (a)	Total net Dollars (b)	CATEGORY	Number of Actions (a)	Total net Dollars (b)
13. Small Business - Small Purchase Set-Aside	0	0	18. Small Disadvantaged Business	56	462
14. Small Business Set-Aside	4	27	19. Woman-Owned Small Business	34	202
15. Labor Surplus Area Set-Aside	0	0	20. Sheltered Workshop	0	0
16. Combined Labor Surplus/ Small Business Set-Aside	0	0			
17. 8(a) Awards	0	0			

AGENCY FOR INTERNATIONAL DEVELOPMENT
Actions Reported Individually on SF279
Fiscal Year 1996 Through Fourth Quarter

	Actions	Dollars (000)
TOTAL	1,372	694,828
CICA APPLICABILITY		
Pre-CICA	1	60
CICA Awards	1,004	594,353
Small Purchases	1	-77
Subject to Statute other than CICA	366	100,492
KIND OF CONTRACT ACTION		
Initial Letter Contract	0	0
Def. Contract Superseding Letter	0	0
New Definitive Contract	212	58,846
Small Purchase Procedure	0	0
Order Under IDC	275	125,693
Order Under BOA	4	386
Order /Mod Under GSA Schedule	3	675
Order/Mod Under VA or OPM Schedule	0	0
Modifications	866	510,254
Termination for Default	0	0
Termination for Convenience	12	-1,026
SYNOPSIS OF PROCUREMENT PRIOR TO AWARD		
Synopsized Prior to Award	892	606,193
Not Synopsized Due to Urgency	4	592
Not Synopsized for Other Reason	476	88,043

FEDERAL PROCUREMENT DATA SYSTEM
AGENCY FOR INTERNATIONAL DEVELOPMENT
Actions Reported Individually on SF279
Fiscal Year 1996 Through Fourth Quarter

	Actions	Dollars (000)
SOLICITATION PROCEDURE		
Full and Open Competition - Sealed Bid	44	8,567
Full and Open Competition - Comp Proposal	684	463,431
Full and Open Competition - Combination	32	25,972
Architect Engineer	3	832
Basic Research	2	1,116
Multiple Award Schedule	3	1,301
Alternate Source/Reduced Cost	0	0
Alternate Source/Mobilization	0	0
Alternate Source/Eng R & D	0	0
Set-aside	79	34,257
Other than Full and Open Competition	157	58,877
FULL AND OPEN COMPETITION WITH ONLY ONE BIDDER/OFFERER	164	69,011
AUTHORITY FOR OTHER THAN FULL AND OPEN COMPETITION		
Only One Source	31	6,669
- Follow-on Contract	18	6,144
- Utilities (Regulated & Telecommunications)	0	0
Unusual & Compelling Urgency	4	592
Mobilization/Essential R&D	2	144
International Agreement	0	0
Authorized by Statute	120	51,472
Authorized Resale	0	0
National Security	0	0
Public Interest	0	0
EXTENT COMPETED		
Competed	940	607,305
Not Available for Competition	359	70,671
Follow-on to Competed Action	2	1,046
Not Competed	71	15,806
TYPE OF CONTRACT		
Fixed Price	148	33,213
Cost Reimbursement	459	420,589
Time and Material	496	199,298
Labor Hour	269	41,728
TYPE OF CONTRACTOR		
Small Disadvantaged Business	205	63,278
Other Small Business	235	109,065
Large Business	210	147,274
Sheltered Workshops	1	-298
Educational & Nonprofit	71	94,124
State & Local Government	55	19,942
Foreign Contractor	169	10,436
Domestic Contractor Performing Outside US	426	251,007
WOMAN-OWNED SMALL BUSINESS	73	34,152
PREFERENCE PROGRAMS		
Directed to Sheltered Workshop	1	-298
8 (a) Program	126	50,542
Combined LSA/SB Set-aside	6	841
Small Business Set-aside	81	35,511
Labor Surplus Area Set-aside	0	0
Tie Bid Preference	7	14,065
Buy Indian/Self Determination Act	0	0
No Preference Program or Not Listed	1,151	594,167
SUBJECT TO LABOR STATUTES		
Walsh Healy Act - Manufacturer	20	17,052
Walsh Healy Act - Dealer	4	541
Service Contract Act	124	82,771
Davis Bacon Act	2	2,490
Not Subject to Above Acts	1,222	591,974
PRODUCT OR SERVICE		
Supplies & Equipment	42	18,590
ADP Equipment, Purchase and Lease	17	3,442
Research & Development	15	4,715
Construction	1	297
Architect & Engineering	17	2,888
Real Property, Purchase & Lease, or Maintenance	0	0
ADP Services (includes Installation & Maintenance)	55	27,999
Other Services	1,225	636,897

FEDERAL PROCUREMENT DATA SYSTEM
AMERICAN BATTLE MONUMENTS COMMISSION
Actions Reported in Summary on SF281
Fiscal Year 1996 Through Fourth Quarter

PART I - PRIME CONTRACTS							
	PROCUREMENT METHODS	Number of Actions (a)	NET DOLLAR AMOUNTS (000)				Total Dollars (f)
			Small Business Concerns (b)	Large Business Concerns (c)	Domestic Outside U.S./ Foreign (d)	Other Entities (e)	
NEW AWARDS AND MODIFICATIONS	1. Tariff or Regulated Acquisitions	0					0
	2. Contracts for Foreign Government or International Organization	0					0
	3. Small Purchases	11,372	0	0	8,871	0	8,871
	4. Delivery Orders - GSA Schedules Only	99	72	62	0	0	134
	5. Delivery Orders - Other Federal Schedules	49	0	0	0	46	46
	6. Delivery Orders - All Other	0	0	0	0	0	0
	7. Other Procurement Methods	2,664	0	0	2,350	0	2,350
	8. TOTAL NEW AWARDS AND MODIFICATIONS	14,184	72	62	11,221	46	11,401
COMPETITION	9. Competed	1,134	0	0	557	0	557
	10. Not Competed	2,558	9	7	1,678	5	1,689
	11. Not Available for Competition	10,492	63	55	8,986	41	9,145
MODIFICATIONS	12. TOTAL MODIFICATIONS (Excluding Line 3)	0					0

PART II - SELECTED SOCIOECONOMIC STATISTICS (Includes both new awards and modifications)					
PREFERENCE PROGRAMS			TYPE OF CONTRACTOR		
CATEGORY	Number of Actions (a)	Total net Dollars (b)	CATEGORY	Number of Actions (a)	Total net Dollars (b)
13. Small Business - Small Purchase Set-Aside	0	0	18. Small Disadvantaged Business	0	0
14. Small Business Set-Aside	0	0	19. Woman-Owned Small Business	0	0
15. Labor Surplus Area Set-Aside	0	0	20. Sheltered Workshop	0	0
16. Combined Labor Surplus/ Small Business Set-Aside	0	0			
17. 8(a) Awards	0	0			

AMERICAN BATTLE MONUMENTS COMMISSION
Actions Reported Individually on SF279
Fiscal Year 1996 Through Fourth Quarter

	Actions	Dollars (000)
TOTAL	0	0
CICA APPLICABILITY		
Pre-CICA	0	0
CICA Awards	0	0
Small Purchases	0	0
Subject to Statute other than CICA	0	0
KIND OF CONTRACT ACTION		
Initial Letter Contract	0	0
Def. Contract Superseding Letter	0	0
New Definitive Contract	0	0
Small Purchase Procedure	0	0
Order Under IDC	0	0
Order Under BOA	0	0
Order /Mod Under GSA Schedule	0	0
Order/Mod Under VA or OPM Schedule	0	0
Modifications	0	0
Termination for Default	0	0
Termination for Convenience	0	0
SYNOPSIS OF PROCUREMENT PRIOR TO AWARD		
Synopsized Prior to Award	0	0
Not Synopsized Due to Urgency	0	0
Not Synopsized for Other Reason	0	0

FEDERAL PROCUREMENT DATA SYSTEM
AMERICAN BATTLE MONUMENTS COMMISSION
 Actions Reported Individually on SF279
 Fiscal Year 1996 Through Fourth Quarter

	Actions	Dollars (000)
SOLICITATION PROCEDURE:		
Full and Open Competition - Sealed Bid	0	0
Full and Open Competition - Comp Proposal	0	0
Full and Open Competition - Combination	0	0
Architect Engineer	0	0
Basic Research	0	0
Multiple Award Schedule	0	0
Alternate Source/Reduced Cost	0	0
Alternate Source/Mobilization	0	0
Alternate Source/Eng R & D	0	0
Set-aside	0	0
Other than Full and Open Competition	0	0
FULL AND OPEN COMPETITION WITH ONLY ONE BIDDER/OFFERER	0	0
AUTHORITY FOR OTHER THAN FULL AND OPEN COMPETITION		
Only One Source	0	0
- Follow-on Contract	0	0
- Utilities (Regulated & Telecommunications)	0	0
Unusual & Compelling Urgency	0	0
Mobilization/Essential R&D	0	0
International Agreement	0	0
Authorized by Statute	0	0
Authorized Resale	0	0
National Security	0	0
Public Interest	0	0
EXTENT COMPLETED		
Competed	0	0
Not Available for Competition	0	0
Follow-on to Completed Action	0	0
Not Completed	0	0
TYPE OF CONTRACT		
Fixed Price	0	0
Cost Reimbursement	0	0
Time and Material	0	0
Labor Hour	0	0
TYPE OF CONTRACTOR		
Small Disadvantaged Business	0	0
Other Small Business	0	0
Large Business	0	0
Sheltered Workshops	0	0
Educational & Nonprofit	0	0
State & Local Government	0	0
Foreign Contractor	0	0
Domestic Contractor Performing Outside US	0	0
WOMAN-OWNED SMALL BUSINESS	0	0
PREFERENCE PROGRAMS		
Directed to Sheltered Workshop	0	0
8 (a) Program	0	0
Combined LSA/SB Set-aside	0	0
Small Business Set-aside	0	0
Labor Surplus Area Set-aside	0	0
Tie Bid Preference	0	0
Buy Indian/Self Determination Act	0	0
No Preference Program or Not Listed	0	0
SUBJECT TO LABOR STATUTES		
Walsh Healy Act - Manufacturer	0	0
Walsh Healy Act - Dealer	0	0
Service Contract Act	0	0
Davis Bacon Act	0	0
Not Subject to Above Acts	0	0
PRODUCT OR SERVICE		
Supplies & Equipment	0	0
ADP Equipment, Purchase and Lease	0	0
Research & Development	0	0
Construction	0	0
Architect & Engineering	0	0
Real Property, Purchase & Lease, or Maintenance	0	0
ADP Services (includes Installation & Maintenance)	0	0
Other Services	0	0

FEDERAL PROCUREMENT DATA SYSTEM
COMMISSION ON CIVIL RIGHTS
Actions Reported in Summary on SF281
Fiscal Year 1996 Through Fourth Quarter

PART I - PRIME CONTRACTS							
	PROCUREMENT METHODS	Number of Actions (a)	NET DOLLAR AMOUNTS (000)				Total Dollars (f)
			Small Business Concerns (b)	Large Business Concerns (c)	Domestic Outside U.S./ Foreign (d)	Other Entities (e)	
NEW AWARDS AND MODIFICATIONS	1. Tariff or Regulated Acquisitions	0					0
	2. Contracts for Foreign Government or International Organization	0					0
	3. Small Purchases	436	140	141	0	0	281
	4. Delivery Orders - GSA Schedules Only	15	0	49	0	0	49
	5. Delivery Orders - Other Federal Schedules	0	0	0	0	0	0
	6. Delivery Orders - All Other	0	0	0	0	0	0
	7. Other Procurement Methods	1	0	0	0	0	0
	8. TOTAL NEW AWARDS AND MODIFICATIONS	452	140	190	0	0	330
COMPETITION	9. Competed	325	97	159	0	0	256
	10. Not Competed	126	43	31	0	0	74
	11. Not Available for Competition	1	0	0	0	0	0
MODIFICATIONS	12. TOTAL MODIFICATIONS (Excluding Line 3)	0					0

PART II - SELECTED SOCIOECONOMIC STATISTICS (Includes both new awards and modifications)					
PREFERENCE PROGRAMS			TYPE OF CONTRACTOR		
CATEGORY	Number of Actions (a)	Total net Dollars (b)	CATEGORY	Number of Actions (a)	Total net Dollars (b)
13. Small Business - Small Purchase Set-Aside	0	0	18. Small Disadvantaged Business	0	0
14. Small Business Set-Aside	6	17	19. Woman-Owned Small Business	13	30
15. Labor Surplus Area Set-Aside	0	0	20. Sheltered Workshop	0	0
16. Combined Labor Surplus/ Small Business Set-Aside	0	0			
17. 8(a) Awards	0	0			

COMMISSION ON CIVIL RIGHTS
Actions Reported Individually on SF279
Fiscal Year 1996 Through Fourth Quarter

	Actions	Dollars (000)
TOTAL	0	0
CICA APPLICABILITY		
Pre-CICA	0	0
CICA Awards	0	0
Small Purchases	0	0
Subject to Statute other than CICA	0	0
KIND OF CONTRACT ACTION		
Initial Letter Contract	0	0
Def. Contract Superseding Letter	0	0
New Definitive Contract	0	0
Small Purchase Procedure	0	0
Order Under IDC	0	0
Order Under BOA	0	0
Order /Mod Under GSA Schedule	0	0
Order/Mod Under VA or OPM Schedule	0	0
Modifications	0	0
Termination for Default	0	0
Termination for Convenience	0	0
SYNOPSIS OF PROCUREMENT PRIOR TO AWARD		
Synopsized Prior to Award	0	0
Not Synopsized Due to Urgency	0	0
Not Synopsized for Other Reason	0	0

FEDERAL PROCUREMENT DATA SYSTEM
COMMISSION ON CIVIL RIGHTS
 Actions Reported Individually on SF279
 Fiscal Year 1996 Through Fourth Quarter

	Actions	Dollars (000)
SOLICITATION PROCEDURE		
Full and Open Competition - Sealed Bid	0	0
Full and Open Competition - Comp Proposal	0	0
Full and Open Competition - Combination	0	0
Architect Engineer	0	0
Basic Research	0	0
Multiple Award Schedule	0	0
Alternate Source/Reduced Cost	0	0
Alternate Source/Mobilization	0	0
Alternate Source/Eng R & D	0	0
Set-aside	0	0
Other than Full and Open Competition	0	0
FULL AND OPEN COMPETITION WITH ONLY ONE BIDDER/OFFERER	0	0
AUTHORITY FOR OTHER THAN FULL AND OPEN COMPETITION		
Only One Source	0	0
- Follow-on Contract	0	0
- Utilities (Regulated & Telecommunications)	0	0
Unusual & Compelling Urgency	0	0
Mobilization/Essential R&D	0	0
International Agreement	0	0
Authorized by Statute	0	0
Authorized Resale	0	0
National Security	0	0
Public Interest	0	0
EXTENT COMPLETED		
Competed	0	0
Not Available for Competition	0	0
Follow-on to Completed Action	0	0
Not Completed	0	0
TYPE OF CONTRACT		
Fixed Price	0	0
Cost Reimbursement	0	0
Time and Material	0	0
Labor Hour	0	0
TYPE OF CONTRACTOR		
Small Disadvantaged Business	0	0
Other Small Business	0	0
Large Business	0	0
Sheltered Workshops	0	0
Educational & Nonprofit	0	0
State & Local Government	0	0
Foreign Contractor	0	0
Domestic Contractor Performing Outside US	0	0
WOMAN-OWNED SMALL BUSINESS	0	0
PREFERENCE PROGRAMS		
Directed to Sheltered Workshop	0	0
8 (a) Program	0	0
Combined LSA/SB Set-aside	0	0
Small Business Set-aside	0	0
Labor Surplus Area Set-aside	0	0
Tie Bid Preference	0	0
Buy Indian/Self Determination Act	0	0
No Preference Program or Not Listed	0	0
SUBJECT TO LABOR STATUTES		
Walsh Healy Act - Manufacturer	0	0
Walsh Healy Act - Dealer	0	0
Service Contract Act	0	0
Davis Bacon Act	0	0
Not Subject to Above Acts	0	0
PRODUCT OR SERVICE		
Supplies & Equipment	0	0
ADP Equipment, Purchase and Lease	0	0
Research & Development	0	0
Construction	0	0
Architect & Engineering	0	0
Real Property, Purchase & Lease, or Maintenance	0	0
ADP Services (includes Installation & Maintenance)	0	0
Other Services	0	0

FEDERAL PROCUREMENT DATA SYSTEM
COMMODITY FUTURES TRADING COMMISSION
 Actions Reported in Summary on SF281
 Fiscal Year 1996 Through Fourth Quarter

PART I - PRIME CONTRACTS							
	PROCUREMENT METHODS	Number of Actions (a)	NET DOLLAR AMOUNTS (000)				Total Dollars (f)
			Small Business Concerns (b)	Large Business Concerns (c)	Domestic Outside U.S./ Foreign (d)	Other Entities (e)	
NEW AWARDS AND MODIFICATIONS	1. Tariff or Regulated Acquisitions	2					2
	2. Contracts for Foreign Government or International Organization	0					0
	3. Small Purchases	630	487	464	0	0	951
	4. Delivery Orders - GSA Schedules Only	200	99	343	0	0	442
	5. Delivery Orders - Other Federal Schedules	0	0	0	0	0	0
	6. Delivery Orders - All Other	129	70	166	0	0	236
	7. Other Procurement Methods	0	0	0	0	0	0
	8. TOTAL NEW AWARDS AND MODIFICATIONS	961	656	973	0	0	1,631
COMPETITION	9. Competed	283	370	443	0	0	813
	10. Not Competed	57	95	241	0	0	336
	11. Not Available for Competition	621	191	289	0	0	482
MODIFICATIONS	12. TOTAL MODIFICATIONS (Excluding Line 3)	83					48

PART II - SELECTED SOCIOECONOMIC STATISTICS (Includes both new awards and modifications)					
PREFERENCE PROGRAMS			TYPE OF CONTRACTOR		
CATEGORY	Number of Actions (a)	Total net Dollars (b)	CATEGORY	Number of Actions (a)	Total net Dollars (b)
13. Small Business - Small Purchase Set-Aside	0	0	18. Small Disadvantaged Business	8	20
14. Small Business Set-Aside	0	0	19. Woman-Owned Small Business	33	92
15. Labor Surplus Area Set-Aside	0	0	20. Sheltered Workshop	0	0
16. Combined Labor Surplus/ Small Business Set-Aside	0	0			
17. 8(a) Awards	1	12			

COMMODITY FUTURES TRADING COMMISSION
 Actions Reported Individually on SF279
 Fiscal Year 1996 Through Fourth Quarter

	Actions	Dollars (000)
TOTAL	60	13,649
CICA APPLICABILITY		
Pre-CICA	0	0
CICA Awards	58	13,608
Small Purchases	2	41
Subject to Statute other than CICA	0	0
KIND OF CONTRACT ACTION		
Initial Letter Contract	0	0
Def. Contract Superseding Letter	0	0
New Definitive Contract	20	10,556
Small Purchase Procedure	1	34
Order Under IDC	0	0
Order Under BOA	0	0
Order /Mod Under GSA Schedule	23	3,285
Order/Mod Under VA or OPM Schedule	0	0
Modifications	15	-220
Termination for Default	1	-6
Termination for Convenience	0	0
SYNOPSIS OF PROCUREMENT PRIOR TO AWARD		
Synopsized Prior to Award	26	8,574
Not Synopsized Due to Urgency	0	0
Not Synopsized for Other Reason	34	5,075

FEDERAL PROCUREMENT DATA SYSTEM
COMMODITY FUTURES TRADING COMMISSION
 Actions Reported Individually on SF279
 Fiscal Year 1996 Through Fourth Quarter

	Actions	Dollars (000)
SOLICITATION PROCEDURE		
Full and Open Competition - Sealed Bid	0	0
Full and Open Competition - Comp Proposal	15	5,849
Full and Open Competition - Combination	0	0
Architect Engineer	0	0
Basic Research	0	0
Multiple Award Schedule	22	3,222
Alternate Source/Reduced Cost	0	0
Alternate Source/Mobilization	0	0
Alternate Source/Eng R & D	0	0
Set-aside	2	243
Other than Full and Open Competition	19	4,294
FULL AND OPEN COMPETITION WITH ONLY ONE BIDDER/OFFERER	2	185
AUTHORITY FOR OTHER THAN FULL AND OPEN COMPETITION		
Only One Source	15	457
- Follow-on Contract	0	0
- Utilities (Regulated & Telecommunications)	4	105
Unusual & Compelling Urgency	0	0
Mobilization/Essential R&D	0	0
International Agreement	0	0
Authorized by Statute	4	3,837
Authorized Resale	0	0
National Security	0	0
Public Interest	0	0
EXTENT COMPETED		
Competed	39	9,314
Not Available for Competition	11	4,067
Follow-on to Competed Action	0	0
Not Competed	10	268
TYPE OF CONTRACT		
Fixed Price	56	9,812
Cost Reimbursement	0	0
Time and Material	3	3,212
Labor Hour	1	625
TYPE OF CONTRACTOR		
Small Disadvantaged Business	4	3,837
Other Small Business	5	333
Large Business	51	9,479
Sheltered Workshops	0	0
Educational & Nonprofit	0	0
State & Local Government	0	0
Foreign Contractor	0	0
Domestic Contractor Performing Outside US	0	0
WOMAN-OWNED SMALL BUSINESS	5	3,455
PREFERENCE PROGRAMS		
Directed to Sheltered Workshop	0	0
8 (a) Program	4	3,837
Combined LSA/SB Set-aside	0	0
Small Business Set-aside	2	243
Labor Surplus Area Set-aside	0	0
Tie Bid Preference	0	0
Buy Indian/Self Determination Act	0	0
No Preference Program or Not Listed	54	9,569
SUBJECT TO LABOR STATUTES		
Walsh Healy Act - Manufacturer	20	3,195
Walsh Healy Act - Dealer	5	275
Service Contract Act	2	243
Davis Bacon Act	0	0
Not Subject to Above Acts	33	9,936
PRODUCT OR SERVICE		
Supplies & Equipment	8	467
ADP Equipment, Purchase and Lease	14	2,924
Research & Development	0	0
Construction	0	0
Architect & Engineering	0	0
Real Property, Purchase & Lease, or Maintenance	12	5,601
ADP Services (includes Installation & Maintenance)	11	4,097
Other Services	15	560

FEDERAL PROCUREMENT DATA SYSTEM
CONSUMER PRODUCT SAFETY COMMISSION
Actions Reported in Summary on SF281
Fiscal Year 1996 Through Fourth Quarter

PART I - PRIME CONTRACTS							
	PROCUREMENT METHODS	Number of Actions (a)	NET DOLLAR AMOUNTS (000)				Total Dollars (f)
			Small Business Concerns (b)	Large Business Concerns (c)	Domestic Outside U.S./ Foreign (d)	Other Entities (e)	
NEW AWARDS AND MODIFICATIONS	1. Tariff or Regulated Acquisitions	0					0
	2. Contracts for Foreign Government or International Organization	0					0
	3. Small Purchases	567	814	475	0	629	1,918
	4. Delivery Orders - GSA Schedules Only	60	95	141	0	0	236
	5. Delivery Orders - Other Federal Schedules	0	0	0	0	0	0
	6. Delivery Orders - All Other	0	0	0	0	0	0
	7. Other Procurement Methods	0	0	0	0	0	0
	8. TOTAL NEW AWARDS AND MODIFICATIONS	627	909	616	0	629	2,154
COMPETITION	9. Competed	90	371	207	0	3	581
	10. Not Competed	358	381	408	0	13	802
	11. Not Available for Competition	179	157	1	0	613	771
MODIFICATIONS	12. TOTAL MODIFICATIONS (Excluding Line 3)	0					0

PART II - SELECTED SOCIOECONOMIC STATISTICS (Includes both new awards and modifications)					
PREFERENCE PROGRAMS			TYPE OF CONTRACTOR		
CATEGORY	Number of Actions (a)	Total net Dollars (b)	CATEGORY	Number of Actions (a)	Total net Dollars (b)
13. Small Business - Small Purchase Set-Aside	0	0	18. Small Disadvantaged Business	33	107
14. Small Business Set-Aside	117	344	19. Woman-Owned Small Business	55	233
15. Labor Surplus Area Set-Aside	0	0	20. Sheltered Workshop	0	0
16. Combined Labor Surplus/ Small Business Set-Aside	0	0			
17. 8(a) Awards	0	0			

CONSUMER PRODUCT SAFETY COMMISSION
Actions Reported Individually on SF279
Fiscal Year 1996 Through Fourth Quarter

	Actions	Dollars (000)
TOTAL	28	628
CICA APPLICABILITY		
Pre-CICA	0	0
CICA Awards	26	580
Small Purchases	2	48
Subject to Statute other than CICA	0	0
KIND OF CONTRACT ACTION		
Initial Letter Contract	1	3
Def. Contract Superseding Letter	0	0
New Definitive Contract	2	70
Small Purchase Procedure	2	48
Order Under IDC	1	45
Order Under BOA	0	0
Order /Mod Under GSA Schedule	7	165
Order/Mod Under VA or OPM Schedule	0	0
Modifications	15	297
Termination for Default	0	0
Termination for Convenience	0	0
SYNOPSIS OF PROCUREMENT PRIOR TO AWARD		
Synopsized Prior to Award	2	14
Not Synopsized Due to Urgency	0	0
Not Synopsized for Other Reason	26	614

FEDERAL PROCUREMENT DATA SYSTEM
CONSUMER PRODUCT SAFETY COMMISSION
 Actions Reported Individually on SF279
 Fiscal Year 1996 Through Fourth Quarter

	Actions	Dollars (000)
SOLICITATION PROCEDURE		
Full and Open Competition - Sealed Bid	0	0
Full and Open Competition - Comp Proposal	2	14
Full and Open Competition - Combination	0	0
Architect Engineer	0	0
Basic Research	0	0
Multiple Award Schedule	7	165
Alternate Source/Reduced Cost	0	0
Alternate Source/Mobilization	0	0
Alternate Source/Eng R & D	0	0
Set-aside	0	0
Other than Full and Open Competition	17	401
FULL AND OPEN COMPETITION WITH ONLY ONE BIDDER/OFFERER	0	0
AUTHORITY FOR OTHER THAN FULL AND OPEN COMPETITION		
Only One Source	9	220
- Follow-on Contract	0	0
- Utilities (Regulated & Telecommunications)	0	0
Unusual & Compelling Urgency	0	0
Mobilization/Essential R&D	0	0
International Agreement	0	0
Authorized by Statute	8	181
Authorized Resale	0	0
National Security	0	0
Public Interest	0	0
EXTENT COMPETED		
Competed	10	224
Not Available for Competition	16	304
Follow-on to Competed Action	0	0
Not Competed	2	100
TYPE OF CONTRACT		
Fixed Price	28	628
Cost Reimbursement	0	0
Time and Material	0	0
Labor Hour	0	0
TYPE OF CONTRACTOR		
Small Disadvantaged Business	10	196
Other Small Business	4	127
Large Business	9	179
Sheltered Workshops	0	0
Educational & Nonprofit	5	126
State & Local Government	0	0
Foreign Contractor	0	0
Domestic Contractor Performing Outside US	0	0
WOMAN-OWNED SMALL BUSINESS	3	71
PREFERENCE PROGRAMS		
Directed to Sheltered Workshop	0	0
8 (a) Program	10	196
Combined LSA/SB Set-aside	0	0
Small Business Set-aside	0	0
Labor Surplus Area Set-aside	0	0
Tie Bid Preference	0	0
Buy Indian/Self Determination Act	0	0
No Preference Program or Not Listed	18	432
SUBJECT TO LABOR STATUTES		
Walsh Healy Act - Manufacturer	4	86
Walsh Healy Act - Dealer	3	79
Service Contract Act	5	110
Davis Bacon Act	0	0
Not Subject to Above Acts	16	353
PRODUCT OR SERVICE		
Supplies & Equipment	2	50
ADP Equipment, Purchase and Lease	4	124
Research & Development	0	0
Construction	0	0
Architect & Engineering	0	0
Real Property, Purchase & Lease, or Maintenance	0	0
ADP Services (includes Installation & Maintenance)	2	14
Other Services	20	440

FEDERAL PROCUREMENT DATA SYSTEM
CORPORATION FOR NATIONAL AND COMMUNITY SERVICE
Actions Reported in Summary on SF281
Fiscal Year 1996 Through Fourth Quarter

PART I - PRIME CONTRACTS							
	PROCUREMENT METHODS	Number of Actions (a)	NET DOLLAR AMOUNTS (000)				Total Dollars (f)
			Small Business Concerns (b)	Large Business Concerns (c)	Domestic Outside U.S./ Foreign (d)	Other Entities (e)	
NEW AWARDS AND MODIFICATIONS	1. Tariff or Regulated Acquisitions	0					0
	2. Contracts for Foreign Government or International Organization	0					0
	3. Small Purchases	1,237	2,333	1,890	0	251	4,474
	4. Delivery Orders - GSA Schedules Only	338	710	994	0	0	1,704
	5. Delivery Orders - Other Federal Schedules	8	3	10	0	0	13
	6. Delivery Orders - All Other	24	25	16	0	2	43
	7. Other Procurement Methods	19	1	16	0	0	17
	8. TOTAL NEW AWARDS AND MODIFICATIONS	1,626	3,072	2,926	0	253	6,251
COMPETITION	9. Competed	405	868	591	0	0	1,459
	10. Not Competed	766	1,435	1,886	0	241	3,562
	11. Not Available for Competition	455	769	449	0	12	1,230
MODIFICATIONS	12. TOTAL MODIFICATIONS (Excluding Line 3)	4					10

PART II - SELECTED SOCIOECONOMIC STATISTICS (Includes both new awards and modifications)					
PREFERENCE PROGRAMS			TYPE OF CONTRACTOR		
CATEGORY	Number of Actions (a)	Total net Dollars (b)	CATEGORY	Number of Actions (a)	Total net Dollars (b)
13. Small Business - Small Purchase Set-Aside	0	0	18. Small Disadvantaged Business	2	2
14. Small Business Set-Aside	0	0	19. Woman-Owned Small Business	38	94
15. Labor Surplus Area Set-Aside	0	0	20. Sheltered Workshop	0	0
16. Combined Labor Surplus/ Small Business Set-Aside	0	0			
17. 8(a) Awards	2	1			

CORPORATION FOR NATIONAL AND COMMUNITY SERVICE
Actions Reported Individually on SF279
Fiscal Year 1996 Through Fourth Quarter

	Actions	Dollars (000)
TOTAL	2	497
CICA APPLICABILITY		
Pre-CICA	1	297
CICA Awards	1	200
Small Purchases	0	0
Subject to Statute other than CICA	0	0
KIND OF CONTRACT ACTION		
Initial Letter Contract	0	0
Def. Contract Superseding Letter	0	0
New Definitive Contract	0	0
Small Purchase Procedure	0	0
Order Under IDC	0	0
Order Under BOA	0	0
Order /Mod Under GSA Schedule	0	0
Order/Mod Under VA or OPM Schedule	0	0
Modifications	2	497
Termination for Default	0	0
Termination for Convenience	0	0
SYNOPSIS OF PROCUREMENT PRIOR TO AWARD		
Synopsized Prior to Award	0	0
Not Synopsized Due to Urgency	0	0
Not Synopsized for Other Reason	2	497

FEDERAL PROCUREMENT DATA SYSTEM
CORPORATION FOR NATIONAL AND COMMUNITY SERVICE
 Actions Reported Individually on SF279
 Fiscal Year 1996 Through Fourth Quarter

	Actions	Dollars (000)
DELEGATION PROCEDURE		
Full and Open Competition - Sealed Bid	0	0
Full and Open Competition - Comp Proposal	0	0
Full and Open Competition - Combination	0	0
Architect Engineer	0	0
Basic Research	0	0
Multiple Award Schedule	0	0
Alternate Source/Reduced Cost	0	0
Alternate Source/Mobilization	0	0
Alternate Source/Eng R & D	0	0
Set-aside	0	0
Other than Full and Open Competition	1	200
FULL AND OPEN COMPETITION WITH ONLY ONE BIDDER/OFFERER	0	0
AUTHORITY FOR OTHER THAN FULL AND OPEN COMPETITION		
Only One Source	0	0
- Follow-on Contract	0	0
- Utilities (Regulated & Telecommunications)	0	0
Unusual & Compelling Urgency	0	0
Mobilization/Essential R&D	0	0
International Agreement	0	0
Authorized by Statute	1	200
Authorized Resale	0	0
National Security	0	0
Public Interest	0	0
EXTENT COMPLETED		
Completed	0	0
Not Available for Competition	2	497
Follow-on to Completed Action	0	0
Not Completed	0	0
TYPE OF CONTRACT		
Fixed Price	0	0
Cost Reimbursement	2	497
Time and Material	0	0
Labor Hour	0	0
TYPE OF CONTRACTOR		
Small Disadvantaged Business	2	497
Other Small Business	0	0
Large Business	0	0
Sheltered Workshops	0	0
Educational & Nonprofit	0	0
State & Local Government	0	0
Foreign Contractor	0	0
Domestic Contractor Performing Outside US	0	0
WOMAN-OWNED SMALL BUSINESS	0	0
PREFERENCE PROGRAMS		
Directed to Sheltered Workshop	0	0
8 (a) Program	2	497
Combined LSA/SB Set-aside	0	0
Small Business Set-aside	0	0
Labor Surplus Area Set-aside	0	0
Tie Bid Preference	0	0
Buy Indian/Self Determination Act	0	0
No Preference Program or Not Listed	0	0
SUBJECT TO LABOR STATUTES		
Walsh Healy Act - Manufacturer	0	0
Walsh Healy Act - Dealer	0	0
Service Contract Act	2	497
Davis Bacon Act	0	0
Not Subject to Above Acts	0	0
PRODUCT OR SERVICE		
Supplies & Equipment	0	0
ADP Equipment, Purchase and Lease	0	0
Research & Development	0	0
Construction	0	0
Architect & Engineering	0	0
Real Property, Purchase & Lease, or Maintenance	0	0
ADP Services (includes Installation & Maintenance)	0	0
Other Services	2	497

FEDERAL PROCUREMENT DATA SYSTEM
DEFENSE NUCLEAR FACILITIES SAFETY BOARD
 Actions Reported in Summary on SF281
 Fiscal Year 1996 Through Fourth Quarter

PART I - PRIME CONTRACTS							
	PROCUREMENT METHODS	Number of Actions (a)	NET DOLLAR AMOUNTS (000)				Total Dollars (f)
			Small Business Concerns (b)	Large Business Concerns (c)	Domestic Outside U.S./ Foreign (d)	Other Entities (e)	
NEW AWARDS AND MODIFICATIONS	1. Tariff or Regulated Acquisitions	0					0
	2. Contracts for Foreign Government or International Organization	0					0
	3. Small Purchases	96	244	91	0	0	335
	4. Delivery Orders - GSA Schedules Only	7	42	1	0	0	43
	5. Delivery Orders - Other Federal Schedules	0	0	0	0	0	0
	6. Delivery Orders - All Other	0	0	0	0	0	0
	7. Other Procurement Methods	0	0	0	0	0	0
	8. TOTAL NEW AWARDS AND MODIFICATIONS	103	286	92	0	0	378
COMPETITION	9. Competed	32	214	45	0	0	270
	10. Not Competed	17	41	28	0	0	66
	11. Not Available for Competition	54	31	19	0	0	42
MODIFICATIONS	12. TOTAL MODIFICATIONS (Excluding Line 8)	0					0

PART II - SELECTED SOCIOECONOMIC STATISTICS (Includes both new awards and modifications)					
PREFERENCE PROGRAMS			TYPE OF CONTRACTOR		
CATEGORY	Number of Actions (a)	Total net Dollars (b)	CATEGORY	Number of Actions (a)	Total net Dollars (b)
13. Small Business - Small Purchase Set-Aside	0	0	18. Small Disadvantaged Business	0	0
14. Small Business Set-Aside	38	63	19. Woman-Owned Small Business	0	0
15. Labor Surplus Area Set-Aside	0	0	20. Sheltered Workshop	0	0
16. Combined Labor Surplus/ Small Business Set-Aside	0	0			
17. 8(a) Awards	0	0			

DEFENSE NUCLEAR FACILITIES SAFETY BOARD
 Actions Reported Individually on SF279
 Fiscal Year 1996 Through Fourth Quarter

	Actions	Dollars (000)
TOTAL	0	0
CICA APPLICABILITY		
Pre-CICA	0	0
CICA Awards	0	0
Small Purchases	0	0
Subject to Statute other than CICA	0	0
KIND OF CONTRACT ACTION		
Initial Letter Contract	0	0
Def. Contract Superseding Letter	0	0
New Definitive Contract	0	0
Small Purchase Procedure	0	0
Order Under IDC	0	0
Order Under BOA	0	0
Order /Mod Under GSA Schedule	0	0
Order/Mod Under VA or OPM Schedule	0	0
Modifications	0	0
Termination for Default	0	0
Termination for Convenience	0	0
SYNOPSIS OF PROCUREMENT PRIOR TO AWARD		
Synopsized Prior to Award	0	0
Not Synopsized Due to Urgency	0	0
Not Synopsized for Other Reason	0	0

FEDERAL PROCUREMENT DATA SYSTEM
DEFENSE NUCLEAR FACILITIES SAFETY BOARD
 Actions Reported Individually on SF279
 Fiscal Year 1996 Through Fourth Quarter

SOLICITATION PROCEDURE	Actions	Dollars (000)
Full and Open Competition - Sealed Bid	0	0
Full and Open Competition - Comp Proposal	0	0
Full and Open Competition - Combination	0	0
Architect Engineer	0	0
Basic Research	0	0
Multiple Award Schedule	0	0
Alternate Source/Reduced Cost	0	0
Alternate Source/Mobilization	0	0
Alternate Source/Eng R & D	0	0
Set-aside	0	0
Other than Full and Open Competition	0	0
FULL AND OPEN COMPETITION WITH ONLY ONE BIDDER/OFFERER	0	0
AUTHORITY FOR OTHER THAN FULL AND OPEN COMPETITION		
Only One Source	0	0
- Follow-on Contract	0	0
- Utilities (Regulated & Telecommunications)	0	0
Unusual & Compelling Urgency	0	0
Mobilization/Essential R&D	0	0
International Agreement	0	0
Authorized by Statute	0	0
Authorized Resale	0	0
National Security	0	0
Public Interest	0	0
EXTENT COMPLETED		
Completed	0	0
Not Available for Competition	0	0
Follow-on to Completed Action	0	0
Not Completed	0	0
TYPE OF CONTRACT		
Fixed Price	0	0
Cost Reimbursement	0	0
Time and Material	0	0
Labor Hour	0	0
TYPE OF CONTRACTOR		
Small Disadvantaged Business	0	0
Other Small Business	0	0
Large Business	0	0
Sheltered Workshops	0	0
Educational & Nonprofit	0	0
State & Local Government	0	0
Foreign Contractor	0	0
Domestic Contractor Performing Outside US	0	0
WOMAN-OWNED SMALL BUSINESS	0	0
PREFERENCE PROGRAMS		
Directed to Sheltered Workshop	0	0
8 (a) Program	0	0
Combined LSA/SB Set-aside	0	0
Small Business Set-aside	0	0
Labor Surplus Area Set-aside	0	0
Tie Bid Preference	0	0
Buy Indian/Self Determination Act	0	0
No Preference Program or Not Listed	0	0
SUBJECT TO LABOR STATUTES		
Walsh Healy Act - Manufacturer	0	0
Walsh Healy Act - Dealer	0	0
Service Contract Act	0	0
Davis Bacon Act	0	0
Not Subject to Above Acts	0	0
PRODUCT OR SERVICE		
Supplies & Equipment	0	0
ADP Equipment, Purchase and Lease	0	0
Research & Development	0	0
Construction	0	0
Architect & Engineering	0	0
Real Property, Purchase & Lease, or Maintenance	0	0
ADP Services (includes Installation & Maintenance)	0	0
Other Services	0	0

FEDERAL PROCUREMENT DATA SYSTEM
ENVIRONMENTAL PROTECTION AGENCY
Actions Reported in Summary on SF281
Fiscal Year 1996 Through Fourth Quarter

PART I - PRIME CONTRACTS							
	PROCUREMENT METHODS	Number of Actions (a)	NET DOLLAR AMOUNTS (000)				Total Dollars (f)
			Small Business Concerns (b)	Large Business Concerns (c)	Domestic Outside U.S./ Foreign (d)	Other Entities (e)	
NEW AWARDS AND MODIFICATIONS	1. Tariff or Regulated Acquisitions	0					0
	2. Contracts for Foreign Government or International Organization	16					107
	3. Small Purchases	23,508	28,305	10,140	304	6,989	45,738
	4. Delivery Orders - GSA Schedules Only	2,906	6,529	34,140	0	29	40,698
	5. Delivery Orders- Other Federal Schedules	799	599	1,542	0	1,629	3,770
	6. Delivery Orders - All Other	0	0	0	0	0	0
	7. Other Procurement Methods	0	0	0	0	0	0
	8. TOTAL NEW AWARDS AND MODIFICATIONS	27,229	35,433	45,822	304	8,647	80,313
COMPETITION	9. Competed	5,624	16,221	38,454	3	2,026	56,703
	10. Not Competed	21,589	19,212	7,368	301	6,621	33,503
	11. Not Available for Competition	16	0	0	0	0	107
MODIFICATIONS	12. TOTAL MODIFICATIONS (Excluding Line 3)	0					0

PART II - SELECTED SOCIOECONOMIC STATISTICS (Includes both new awards and modifications)					
PREFERENCE PROGRAMS			TYPE OF CONTRACTOR		
CATEGORY	Number of Actions (a)	Total net Dollars (b)	CATEGORY	Number of Actions (a)	Total net Dollars (b)
13. Small Business - Small Purchase Set-Aside	0	0	18. Small Disadvantaged Business	928	2,755
14. Small Business Set-Aside	11,589	24,580	19. Woman-Owned Small Business	1,260	5,350
15. Labor Surplus Area Set-Aside	6	135	20. Sheltered Workshop	0	0
16. Combined Labor Surplus/ Small Business Set-Aside	0	0			
17. 8(a) Awards	0	0			

ENVIRONMENTAL PROTECTION AGENCY
Actions Reported Individually on SF279
Fiscal Year 1996 Through Fourth Quarter

	Actions	Dollars (000)
TOTAL	5,655	999,855
CICA APPLICABILITY		
Pre-CICA	3	18
CICA Awards	5,428	977,762
Small Purchases	0	0
Subject to Statute other than CICA	224	21,875
KINDS OF CONTRACT ACTION		
Initial Letter Contract	0	0
Def. Contract Superseding Letter	0	0
New Definitive Contract	198	95,333
Small Purchase Procedure	0	0
Order Under IDC	1,811	194,211
Order Under BOA	0	0
Order/Mod Under GSA Schedule	0	0
Order/Mod Under VA or OPM Schedule	0	0
Modifications	3,646	710,111
Termination for Default	0	0
Termination for Convenience	0	0
SYNOPSIS OF PROCUREMENT PRIOR TO AWARD		
Synopsized Prior to Award	5,655	999,855
Not Synopsized Due to Urgency	0	0
Not Synopsized for Other Reason	0	0

FEDERAL PROCUREMENT DATA SYSTEM
ENVIRONMENTAL PROTECTION AGENCY
 Actions Reported Individually on SF279
 Fiscal Year 1996 Through Fourth Quarter

SOLICITATION PROCEDURE	Actions	Dollars (000)
Full and Open Competition - Sealed Bid	177	54,441
Full and Open Competition - Comp Proposal	3,110	635,736
Full and Open Competition - Combination	27	3,651
Architect Engineer	508	126,515
Basic Research	0	0
Multiple Award Schedule	0	0
Alternate Source/Reduced Cost	0	0
Alternate Source/Mobilization	0	0
Alternate Source/Eng R & D	0	0
Set-aside	391	43,341
Other than Full and Open Competition	1,215	114,078
FULL AND OPEN COMPETITION WITH ONLY ONE BIDDER/OFFERER	0	0
AUTHORITY FOR OTHER THAN FULL AND OPEN COMPETITION		
Only One Source	907	94,927
- Follow-on Contract	347	58,262
- Utilities (Regulated & Telecommunications)	11	651
Unusual & Compelling Urgency	16	732
Mobilization/Essential R&D	0	0
International Agreement	0	0
Authorized by Statute	291	18,418
Authorized Resale	1	1
National Security	0	0
Public Interest	0	0
EXTENT COMPLETED		
Completed	4,474	889,579
Not Available for Competition	653	44,759
Follow-on to Completed Action	338	57,511
Not Completed	190	7,806
TYPE OF CONTRACT		
Fixed Price	1,258	120,350
Cost Reimbursement	3,949	823,145
Time and Material	435	55,893
Labor Hour	13	267
TYPE OF CONTRACTOR		
Small Disadvantaged Business	768	54,212
Other Small Business	1,069	124,303
Large Business	3,612	796,485
Sheltered Workshops	0	0
Educational & Nonprofit	201	23,878
State & Local Government	5	777
Foreign Contractor	0	0
Domestic Contractor Performing Outside US	0	0
WOMAN-OWNED SMALL BUSINESS	302	17,239
PREFERENCE PROGRAMS		
Directed to Sheltered Workshop	0	0
8 (a) Program	653	44,759
Combined LSA/SB Set-aside	0	0
Small Business Set-aside	453	51,054
Labor Surplus Area Set-aside	3	174
Tie Bid Preference	0	0
Buy Indian/Self Determination Act	0	0
No Preference Program or Not Listed	4,546	903,668
SUBJECT TO LABOR STATUTES		
Walsh Healy Act - Manufacturer	179	11,778
Walsh Healy Act - Dealer	207	6,087
Service Contract Act	1,929	345,777
Davis Bacon Act	490	162,627
Not Subject to Above Acts	2,850	473,386
PRODUCT OR SERVICE		
Supplies & Equipment	75	10,799
ADP Equipment, Purchase and Lease	519	16,252
Research & Development	313	36,693
Construction	82	47,188
Architect & Engineering	502	138,765
Real Property, Purchase & Lease, or Maintenance	7	140
ADP Services (includes Installation & Maintenance)	511	105,380
Other Services	3,646	644,438

FEDERAL PROCUREMENT DATA SYSTEM
EQUAL EMPLOYMENT OPPORTUNITY COMMISSION
Actions Reported in Summary on SF281
Fiscal Year 1996 Through Fourth Quarter

PART I - PRIME CONTRACTS							
	PROCUREMENT METHODS	Number of Actions (a)	NET DOLLAR AMOUNTS (000)				Total Dollars (f)
			Small Business Concerns (b)	Large Business Concerns (c)	Domestic Outside U.S./ Foreign (d)	Other Entities (e)	
NEW AWARDS AND MODIFICATIONS	1. Tariff or Regulated Acquisitions	0					0
	2. Contracts for Foreign Government or International Organization	0					0
	3. Small Purchases	4,438	1,934	887	0	0	2,821
	4. Delivery Orders - GSA Schedules Only	568	468	949	0	0	1,417
	5. Delivery Orders - Other Federal Schedules	10	0	33	0	0	33
	6. Delivery Orders - All Other	0	0	0	0	0	0
	7. Other Procurement Methods	13	0	0	0	19	19
	8. TOTAL NEW AWARDS AND MODIFICATIONS	5,029	2,402	1,869	0	19	4,290
COMPETITION	9. Competed	402	744	748	0	0	1,492
	10. Not Competed	202	304	65	0	0	369
	11. Not Available for Competition	4,425	1,354	1,056	0	19	2,429
MODIFICATIONS	12. TOTAL MODIFICATIONS (Excluding Line 3)	214					32

PART II - SELECTED SOCIOECONOMIC STATISTICS (Includes both new awards and modifications)					
PREFERENCE PROGRAMS			TYPE OF CONTRACTOR		
CATEGORY	Number of Actions (a)	Total net Dollars (b)	CATEGORY	Number of Actions (a)	Total net Dollars (b)
13. Small Business - Small Purchase Set-Aside	0	0	18. Small Disadvantaged Business	29	56
14. Small Business Set-Aside	0	0	19. Woman-Owned Small Business	286	191
15. Labor Surplus Area Set-Aside	0	0	20. Sheltered Workshop	0	0
16. Combined Labor Surplus/ Small Business Set-Aside	0	0			
17. 8(a) Awards	0	0			

EQUAL EMPLOYMENT OPPORTUNITY COMMISSION
Actions Reported Individually on SF279
Fiscal Year 1996 Through Fourth Quarter

	Actions	Dollars (000)
TOTAL	494	32,777
CICA APPLICABILITY		
Pre-CICA	0	0
CICA Awards	486	32,483
Small Purchases	6	241
Subject to Statute other than CICA	2	53
KIND OF CONTRACT ACTION		
Initial Letter Contract	0	0
Def. Contract Superseding Letter	0	0
New Definitive Contract	171	12,475
Small Purchase Procedure	6	241
Order Under IDC	3	121
Order Under BOA	0	0
Order /Mod Under GSA Schedule	39	4,048
Order/Mod Under VA or OPM Schedule	0	0
Modifications	275	15,892
Termination for Default	0	0
Termination for Convenience	0	0
SYNOPSIS OF PROCUREMENT PRIOR TO AWARD		
Synopsized Prior to Award	30	3,252
Not Synopsized Due to Urgency	26	188
Not Synopsized for Other Reason	438	29,337

FEDERAL PROCUREMENT DATA SYSTEM
EQUAL EMPLOYMENT OPPORTUNITY COMMISSION
 Actions Reported Individually on SF279
 Fiscal Year 1996 Through Fourth Quarter

SOLICITATION PROCEDURE	Actions	Dollars (000)
Full and Open Competition - Sealed Bid	0	0
Full and Open Competition - Comp Proposal	35	1,699
Full and Open Competition - Combination	0	0
Architect Engineer	0	0
Basic Research	0	0
Multiple Award Schedule	42	4,169
Alternate Source/Reduced Cost	0	0
Alternate Source/Mobilization	0	0
Alternate Source/Eng R & D	0	0
Set-aside	0	0
Other than Full and Open Competition	409	26,615
FULL AND OPEN COMPETITION WITH ONLY ONE BIDDER/OFFERER	18	884
AUTHORITY FOR OTHER THAN FULL AND OPEN COMPETITION		
Only One Source	5	-21
- Follow-on Contract	0	0
- Utilities (Regulated & Telecommunications)	0	0
Unusual & Compelling Urgency	38	211
Mobilization/Essential R&D	0	0
International Agreement	0	0
Authorized by Statute	366	26,425
Authorized Resale	0	0
National Security	0	0
Public Interest	0	0
EXTENT COMPETED		
Competed	101	6,132
Not Available for Competition	368	26,435
Follow-on to Competed Action	0	0
Not Competed	25	210
TYPE OF CONTRACT		
Fixed Price	428	31,760
Cost Reimbursement	0	0
Time and Material	62	1,032
Labor Hour	4	-15
TYPE OF CONTRACTOR		
Small Disadvantaged Business	13	981
Other Small Business	58	470
Large Business	60	5,145
Sheltered Workshops	0	0
Educational & Nonprofit	0	0
State & Local Government	363	26,181
Foreign Contractor	0	0
Domestic Contractor Performing Outside US	0	0
WOMAN-OWNED SMALL BUSINESS	10	410
PREFERENCE PROGRAMS		
Directed to Sheltered Workshop	0	0
8 (a) Program	5	488
Combined LSA/SB Set-aside	0	0
Small Business Set-aside	10	266
Labor Surplus Area Set-aside	0	0
Tie Bid Preference	0	0
Buy Indian/Self Determination Act	0	0
No Preference Program or Not Listed	479	32,023
SUBJECT TO LABOR STATUTES		
Walsh Healy Act - Manufacturer	33	3,844
Walsh Healy Act - Dealer	14	457
Service Contract Act	16	1,543
Davis Bacon Act	0	0
Not Subject to Above Acts	431	26,933
PRODUCT OR SERVICE		
Supplies & Equipment	21	871
ADP Equipment, Purchase and Lease	28	3,261
Research & Development	0	0
Construction	2	11
Architect & Engineering	0	0
Real Property, Purchase & Lease, or Maintenance	1	-65
ADP Services (includes Installation & Maintenance)	13	771
Other Services	429	27,928

FEDERAL PROCUREMENT DATA SYSTEM
FEDERAL COMMUNICATIONS COMMISSION
Actions Reported in Summary on SF281
Fiscal Year 1996 Through Fourth Quarter

PART I - PRIME CONTRACTS							
	PROCUREMENT METHODS	Number of Actions (a)	NET DOLLAR AMOUNTS (000)				Total Dollars (f)
			Small Business Concerns (b)	Large Business Concerns (c)	Domestic Outside U.S./ Foreign (d)	Other Entities (e)	
NEW AWARDS AND MODIFICATIONS	1. Tariff or Regulated Acquisitions	0					0
	2. Contracts for Foreign Government or International Organization	0					0
	3. Small Purchases	1,089	866	223	0	0	1,838
	4. Delivery Orders - GSA Schedules Only	92	67	25	0	0	262
	5. Delivery Orders - Other Federal Schedules	0	0	0	0	0	0
	6. Delivery Orders - All Other	11	9	2	0	0	12
	7. Other Procurement Methods	128	16	109	0	3	338
	8. TOTAL NEW AWARDS AND MODIFICATIONS	1,319	958	359	0	3	2,450
COMPETITION	9. Competed	494	487	201	0	0	1,393
	10. Not Competed	736	444	158	0	3	744
	11. Not Available for Competition	89	27	0	0	0	313
MODIFICATIONS	12. TOTAL MODIFICATIONS (Excluding Line 3)	208					0

PART II - SELECTED SOCIOECONOMIC STATISTICS (Includes both new awards and modifications)					
PREFERENCE PROGRAMS			TYPE OF CONTRACTOR		
CATEGORY	Number of Actions (a)	Total net Dollars (b)	CATEGORY	Number of Actions (a)	Total net Dollars (b)
13. Small Business - Small Purchase Set-Aside	0	0	18. Small Disadvantaged Business	17	13
14. Small Business Set-Aside	0	0	19. Woman-Owned Small Business	21	118
15. Labor Surplus Area Set-Aside	0	0	20. Sheltered Workshop	0	0
16. Combined Labor Surplus/ Small Business Set-Aside	0	0			
17. 8(a) Awards	83	2			

FEDERAL COMMUNICATIONS COMMISSION
Actions Reported Individually on SF279
Fiscal Year 1996 Through Fourth Quarter

	Actions	Dollars (000)
TOTAL	40	1,219
CICA APPLICABILITY		
Pre-CICA	0	0
CICA Awards	40	1,219
Small Purchases	0	0
Subject to Statute other than CICA	0	0
KIND OF CONTRACT ACTION		
Initial Letter Contract	0	0
Def. Contract Superseding Letter	0	0
New Definitive Contract	0	0
Small Purchase Procedure	0	0
Order Under IDC	39	1,203
Order Under BOA	0	0
Order /Mod Under GSA Schedule	0	0
Order/Mod Under VA or OPM Schedule	0	0
Modifications	1	16
Termination for Default	0	0
Termination for Convenience	0	0
SYNOPSIS OF PROCUREMENT PRIOR TO AWARD		
Synopsis Prior to Award	3	119
Not Synopsized Due to Urgency	0	0
Not Synopsized for Other Reason	37	1,100

FEDERAL PROCUREMENT DATA SYSTEM
FEDERAL COMMUNICATIONS COMMISSION
 Actions Reported Individually on SF279
 Fiscal Year 1996 Through Fourth Quarter

SOLICITATION PROCEDURE	Actions	Dollars (000)
Full and Open Competition - Sealed Bid	0	0
Full and Open Competition - Comp Proposal	1	10
Full and Open Competition - Combination	0	0
Architect Engineer	0	0
Basic Research	0	0
Multiple Award Schedule	0	0
Alternate Source/Reduced Cost	0	0
Alternate Source/Mobilization	0	0
Alternate Source/Eng R & D	0	0
Set-aside	17	390
Other than Full and Open Competition	22	819
FULL AND OPEN COMPETITION WITH ONLY ONE BIDDER/OFFERER		390
AUTHORITY FOR OTHER THAN FULL AND OPEN COMPETITION		
Only One Source	0	0
- Follow-on Contract	0	0
- Utilities (Regulated & Telecommunications)	0	0
Unusual & Compelling Urgency	2	109
Mobilization/Essential R&D	0	0
International Agreement	0	0
Authorized by Statute	20	710
Authorized Resale	0	0
National Security	0	0
Public Interest	0	0
EXTENT COMPLETED		
Completed	20	509
Not Available for Competition	20	710
Follow-on to Completed Action	0	0
Not Completed	0	0
TYPE OF CONTRACT		
Fixed Price	17	381
Cost Reimbursement	0	0
Time and Material	19	694
Labor Hour	4	144
TYPE OF CONTRACTOR		
Small Disadvantaged Business	39	1,209
Other Small Business	0	0
Large Business	1	10
Sheltered Workshops	0	0
Educational & Nonprofit	0	0
State & Local Government	0	0
Foreign Contractor	0	0
Domestic Contractor Performing Outside US	0	0
WOMAN-OWNED SMALL BUSINESS	0	0
PREFERENCE PROGRAMS		
Directed to Sheltered Workshop	0	0
8 (a) Program	37	1,100
Combined LSA/SB Set-aside	0	0
Small Business Set-aside	0	0
Labor Surplus Area Set-aside	0	0
Tie Bid Preference	0	0
Buy Indian/Self Determination Act	0	0
No Preference Program or Not Listed	3	119
SUBJECT TO LABOR STATUTES		
Walsh Healy Act - Manufacturer	2	131
Walsh Healy Act - Dealer	2	28
Service Contract Act	24	832
Davis Bacon Act	0	0
Not Subject to Above Acts	12	228
PRODUCT OR SERVICE		
Supplies & Equipment	3	138
ADP Equipment, Purchase and Lease	12	291
Research & Development	0	0
Construction	0	0
Architect & Engineering	0	0
Real Property, Purchase & Lease, or Maintenance	0	0
ADP Services (includes Installation & Maintenance)	22	665
Other Services	3	125

FEDERAL PROCUREMENT DATA SYSTEM
FEDERAL ELECTION COMMISSION
 Actions Reported in Summary on SF281
 Fiscal Year 1996 Through Fourth Quarter

PART I - PRIME CONTRACTS							
	PROCUREMENT METHODS	Number of Actions (a)	NET DOLLAR AMOUNTS (000)				Total Dollars (f)
			Small Business Concerns (b)	Large Business Concerns (c)	Domestic Outside U.S./ Foreign (d)	Other Entities (e)	
NEW AWARDS AND MODIFICATIONS	1. Tariff or Regulated Acquisitions	8					7
	2. Contracts for Foreign Government or International Organization	0					0
	3. Small Purchases	1,511	1,070	443	0	53	1,566
	4. Delivery Orders - GSA Schedules Only	461	72	543	0	0	615
	5. Delivery Orders - Other Federal Schedules	0	0	0	0	0	0
	6. Delivery Orders - All Other	23	108	97	0	0	205
	7. Other Procurement Methods	0	0	0	0	0	0
	8. TOTAL NEW AWARDS AND MODIFICATIONS	2,003	1,250	1,083	0	53	1,945
COMPETITION	9. Competed	630	271	652	0	0	923
	10. Not Competed	8	0	0	0	0	7
	11. Not Available for Competition	1,365	979	431	0	53	1,463
MODIFICATIONS	12. TOTAL MODIFICATIONS (Excluding Line 3)	0					0

PART II - SELECTED SOCIOECONOMIC STATISTICS (Includes both new awards and modifications)					
PREFERENCE PROGRAMS			TYPE OF CONTRACTOR		
CATEGORY	Number of Actions (a)	Total net Dollars (b)	CATEGORY	Number of Actions (a)	Total net Dollars (b)
13. Small Business - Small Purchase Set-Aside	0	0	18. Small Disadvantaged Business	0	0
14. Small Business Set-Aside	0	0	19. Woman-Owned Small Business	113	95
15. Labor Surplus Area Set-Aside	0	0	20. Sheltered Workshop	14	8
16. Combined Labor Surplus/ Small Business Set-Aside	0	0			
17. 8(a) Awards	0	0			

FEDERAL ELECTION COMMISSION
 Actions Reported Individually on SF279
 Fiscal Year 1996 Through Fourth Quarter

	Actions	Dollars (000)
TOTAL	30	1,902
CICA APPLICABILITY		
Pre-CICA	0	0
CICA Awards	27	1,648
Small Purchases	3	254
Subject to Statute other than CICA	0	0
KINDS OF CONTRACT ACTION		
Initial Letter Contract	0	0
Def. Contract Superseding Letter	0	0
New Definitive Contract	1	161
Small Purchase Procedure	3	254
Order Under IDC	13	627
Order Under BOA	0	0
Order /Mod Under GSA Schedule	12	760
Order/Mod Under VA or OPM Schedule	0	0
Modifications	1	100
Termination for Default	0	0
Termination for Convenience	0	0
SYNOPSIS OF PROCUREMENT PRIOR TO AWARD		
Synopsized Prior to Award	15	888
Not Synopsized Due to Urgency	2	195
Not Synopsized for Other Reason	13	819

FEDERAL PROCUREMENT DATA SYSTEM
FEDERAL ELECTION COMMISSION
 Actions Reported Individually on SF279
 Fiscal Year 1996 Through Fourth Quarter

SOLICITATION PROCEDURE	Actions	Dollars (000)
Full and Open Competition - Sealed Bid	0	0
Full and Open Competition - Comp Proposal	15	888
Full and Open Competition - Combination	0	0
Architect Engineer	0	0
Basic Research	0	0
Multiple Award Schedule	12	760
Alternate Source/Reduced Cost	0	0
Alternate Source/Mobilization	0	0
Alternate Source/Eng R & D	0	0
Set-aside	0	0
Other than Full and Open Competition	0	0
FULL AND OPEN COMPETITION WITH ONLY ONE BIDDER/OFFERER	3	132
AUTHORITY FOR OTHER THAN FULL AND OPEN COMPETITION		
Only One Source	0	0
- Follow-on Contract	0	0
- Utilities (Regulated & Telecommunications)	0	0
Unusual & Compelling Urgency	0	0
Mobilization/Essential R&D	0	0
International Agreement	0	0
Authorized by Statute	0	0
Authorized Resale	0	0
National Security	0	0
Public Interest	0	0
EXTENT COMPETED		
Competed	27	1,648
Not Available for Competition	3	254
Follow-on to Competed Action	0	0
Not Competed	0	0
TYPE OF CONTRACT		
Fixed Price	30	1,902
Cost Reimbursement	0	0
Time and Material	0	0
Labor Hour	0	0
TYPE OF CONTRACTOR		
Small Disadvantaged Business	0	0
Other Small Business	4	135
Large Business	26	1,767
Sheltered Workshops	0	0
Educational & Nonprofit	0	0
State & Local Government	0	0
Foreign Contractor	0	0
Domestic Contractor Performing Outside US	0	0
WOMAN-OWNED SMALL BUSINESS	0	0
PREFERENCE PROGRAMS		
Directed to Sheltered Workshop	0	0
8 (a) Program	0	0
Combined LSA/SB Set-aside	0	0
Small Business Set-aside	0	0
Labor Surplus Area Set-aside	0	0
Tie Bid Preference	0	0
Buy Indian/Self Determination Act	0	0
No Preference Program or Not Listed	30	1,902
SUBJECT TO LABOR STATUTES		
Walsh Healy Act - Manufacturer	9	645
Walsh Healy Act - Dealer	2	67
Service Contract Act	1	48
Davis Bacon Act	0	0
Not Subject to Above Acts	18	1,142
PRODUCT OR SERVICE		
Supplies & Equipment	1	36
ADP Equipment, Purchase and Lease	8	571
Research & Development	0	0
Construction	0	0
Architect & Engineering	0	0
Real Property, Purchase & Lease, or Maintenance	0	0
ADP Services (includes Installation & Maintenance)	21	1,295
Other Services	0	0

FEDERAL PROCUREMENT DATA SYSTEM
FEDERAL EMERGENCY MANAGEMENT AGENCY
Actions Reported in Summary on SF281
Fiscal Year 1996 Through Fourth Quarter

PART I - PRIME CONTRACTS							
	PROCUREMENT METHODS	Number of Actions (a)	NET DOLLAR AMOUNTS (000)				Total Dollars (f)
			Small Business Concerns (b)	Large Business Concerns (c)	Domestic Outside U.S./ Foreign (d)	Other Entities (e)	
NEW AWARDS AND MODIFICATIONS	1. Tariff or Regulated Acquisitions	0					0
	2. Contracts for Foreign Government or International Organization	0					0
	3. Small Purchases	755	2,492	523	0	210	3,225
	4. Delivery Orders - GSA Schedules Only	136	491	657	0	0	1,148
	5. Delivery Orders- Other Federal Schedules	12	87	43	0	0	130
	6. Delivery Orders - All Other	0	0	0	0	0	0
	7. Other Procurement Methods	134	672	266	0	0	938
	8. TOTAL NEW AWARDS AND MODIFICATIONS	1,037	3,742	1,489	0	210	5,441
COMPETITION	9. Competed	720	2,681	927	0	14	3,622
	10. Not Competed	236	665	306	0	167	1,138
	11. Not Available for Competition	81	396	256	0	29	681
MODIFICATIONS	12. TOTAL MODIFICATIONS (Excluding Line 3)	316					798

PART II - SELECTED SOCIOECONOMIC STATISTICS (Includes both new awards and modifications)					
PREFERENCE PROGRAMS			TYPE OF CONTRACTOR		
CATEGORY	Number of Actions (a)	Total net Dollars (b)	CATEGORY	Number of Actions (a)	Total net Dollars (b)
13. Small Business - Small Purchase Set-Aside	0	0	18. Small Disadvantaged Business	35	353
14. Small Business Set-Aside	525	2,725	19. Woman-Owned Small Business	77	251
15. Labor Surplus Area Set-Aside	0	0	20. Sheltered Workshop	0	0
16. Combined Labor Surplus/ Small Business Set-Aside	0	0			
17. 8(a) Awards	7	78			

FEDERAL EMERGENCY MANAGEMENT AGENCY
Actions Reported Individually on SF279
Fiscal Year 1996 Through Fourth Quarter

	Actions	Dollars (000)
TOTAL	850	189,286
CICA APPLICABILITY		
Pre-CICA	0	0
CICA Awards	814	187,921
Small Purchases	36	1,365
Subject to Statute other than CICA	0	0
KIND OF CONTRACT ACTION		
Initial Letter Contract	0	0
Def. Contract Superseding Letter	1	122
New Definitive Contract	33	11,412
Small Purchase Procedure	32	1,309
Order Under IDC	563	86,859
Order Under BOA	0	0
Order /Mod Under GSA Schedule	106	21,021
Order/Mod Under VA or OPM Schedule	0	0
Modifications	115	68,563
Termination for Default	0	0
Termination for Convenience	0	0
SYNOPSIS OF PROCUREMENT PRIOR TO AWARD		
Synopsized Prior to Award	554	111,845
Not Synopsized Due to Urgency	26	7,126
Not Synopsized for Other Reason	270	70,315

FEDERAL PROCUREMENT DATA SYSTEM
FEDERAL EMERGENCY MANAGEMENT AGENCY
 Actions Reported Individually on SF279
 Fiscal Year 1996 Through Fourth Quarter

SOLICITATION PROCEDURE	Actions	Dollars (000)
Full and Open Competition - Sealed Bid	12	1,317
Full and Open Competition - Comp Proposal	137	54,986
Full and Open Competition - Combination	0	0
Architect Engineer	385	55,164
Basic Research	0	0
Multiple Award Schedule	106	21,021
Alternate Source/Reduced Cost	1	293
Alternate Source/Mobilization	0	0
Alternate Source/Eng R & D	0	0
Set-aside	29	5,034
Other than Full and Open Competition	144	50,106
FULL AND OPEN COMPETITION WITH ONLY ONE BIDDER/OFFERER	18	4,955
AUTHORITY FOR OTHER THAN FULL AND OPEN COMPETITION		
Only One Source	48	17,134
- Follow-on Contract	1	531
- Utilities (Regulated & Telecommunications)	11	1,209
Unusual & Compelling Urgency	24	8,078
Mobilization/Essential R&D	0	0
International Agreement	5	512
Authorized by Statute	45	5,523
Authorized Resale	0	0
National Security	22	18,859
Public Interest	0	0
EXTENT COMPETED		
Competed	745	161,514
Not Available for Competition	59	5,906
Follow-on to Competed Action	0	0
Not Competed	46	21,866
TYPE OF CONTRACT		
Fixed Price	301	73,998
Cost Reimbursement	257	83,202
Time and Material	270	29,992
Labor Hour	22	2,094
TYPE OF CONTRACTOR		
Small Disadvantaged Business	107	14,441
Other Small Business	101	19,216
Large Business	622	150,856
Sheltered Workshops	1	570
Educational & Nonprofit	12	2,041
State & Local Government	4	2,112
Foreign Contractor	0	0
Domestic Contractor Performing Outside US	3	50
WOMAN-OWNED SMALL BUSINESS	28	2,588
PREFERENCE PROGRAMS		
Directed to Sheltered Workshop	0	0
8 (a) Program	62	9,088
Combined LSA/SB Set-aside	0	0
Small Business Set-aside	60	8,572
Labor Surplus Area Set-aside	0	0
Tie Bid Preference	0	0
Buy Indian/Self Determination Act	0	0
No Preference Program or Not Listed	728	171,626
SUBJECT TO LABOR STATUTES		
Walsh Healy Act - Manufacturer	70	11,583
Walsh Healy Act - Dealer	33	10,459
Service Contract Act	55	18,951
Davis Bacon Act	0	0
Not Subject to Above Acts	692	148,293
PRODUCT OR SERVICE		
Supplies & Equipment	38	6,504
ADP Equipment, Purchase and Lease	85	21,794
Research & Development	0	0
Construction	7	528
Architect & Engineering	133	19,352
Real Property, Purchase & Lease, or Maintenance	5	1,281
ADP Services (includes Installation & Maintenance)	99	22,297
Other Services	483	117,530

FEDERAL PROCUREMENT DATA SYSTEM
FEDERAL ENERGY REGULATORY COMMISSION
 Actions Reported in Summary on SF281
 Fiscal Year 1996 Through Fourth Quarter

PART I - PRIME CONTRACTS							
	PROCUREMENT METHODS	Number of Actions (a)	NET DOLLAR AMOUNTS (000)				Total Dollars (f)
			Small Business Concerns (b)	Large Business Concerns (c)	Domestic Outside U.S./ Foreign (d)	Other Entities (e)	
NEW AWARDS AND MODIFICATIONS	1. Tariff or Regulated Acquisitions	1					1
	2. Contracts for Foreign Government or International Organization	0					0
	3. Small Purchases	149	553	339	0	0	892
	4. Delivery Orders - GSA Schedules Only	54	258	164	0	0	422
	5. Delivery Orders - Other Federal Schedules	0	0	0	0	0	0
	6. Delivery Orders - All Other	0	0	0	0	0	0
	7. Other Procurement Methods	0	0	0	0	0	0
	8. TOTAL NEW AWARDS AND MODIFICATIONS	204	811	503	0	0	1,315
COMPETITION	9. Competed	74	487	196	0	0	683
	10. Not Competed	68	262	281	0	0	543
	11. Not Available for Competition	62	62	26	0	0	89
MODIFICATIONS	12. TOTAL MODIFICATIONS (Excluding Line 3)	0					0

PART II - SELECTED SOCIOECONOMIC STATISTICS (Includes both new awards and modifications)					
PREFERENCE PROGRAMS			TYPE OF CONTRACTOR		
CATEGORY	Number of Actions (a)	Total net Dollars (b)	CATEGORY	Number of Actions (a)	Total net Dollars (b)
13. Small Business - Small Purchase Set-Aside	0	0	18. Small Disadvantaged Business	1	10
14. Small Business Set-Aside	33	203	19. Woman-Owned Small Business	1	10
15. Labor Surplus Area Set-Aside	0	0	20. Sheltered Workshop	0	0
16. Combined Labor Surplus/ Small Business Set-Aside	0	0			
17. 8(a) Awards	0	0			

FEDERAL ENERGY REGULATORY COMMISSION
 Actions Reported Individually on SF279
 Fiscal Year 1996 Through Fourth Quarter

	Actions	Dollars (000)
TOTAL	115	21,121
CICA APPLICABILITY		
Pre-CICA	0	0
CICA Awards	109	20,881
Small Purchases	6	240
Subject to Statute other than CICA	0	0
KIND OF CONTRACT ACTION		
Initial Letter Contract	0	0
Def. Contract Superseding Letter	0	0
New Definitive Contract	7	715
Small Purchase Procedure	6	240
Order Under IDC	14	1,738
Order Under BOA	1	250
Order /Mod Under GSA Schedule	20	2,286
Order/Mod Under VA or OPM Schedule	0	0
Modifications	67	15,892
Termination for Default	0	0
Termination for Convenience	0	0
SYNOPSIS OF PROCUREMENT PRIOR TO AWARD		
Synopsized Prior to Award	36	13,652
Not Synopsized Due to Urgency	4	109
Not Synopsized for Other Reason	75	7,360

FEDERAL PROCUREMENT DATA SYSTEM
FEDERAL ENERGY REGULATORY COMMISSION
 Actions Reported Individually on SF279
 Fiscal Year 1996 Through Fourth Quarter

SOLICITATION PROCEDURE	Actions	Dollars (000)
Full and Open Competition - Sealed Bid	1	20
Full and Open Competition - Comp Proposal	25	12,544
Full and Open Competition - Combination	0	0
Architect Engineer	0	0
Basic Research	0	0
Multiple Award Schedule	21	2,331
Alternate Source/Reduced Cost	0	0
Alternate Source/Mobilization	0	0
Alternate Source/Eng R & D	0	0
Set-aside	1	450
Other than Full and Open Competition	61	5,536
FULL AND OPEN COMPETITION WITH ONLY ONE BIDDER/OFFERER	4	574
AUTHORITY FOR OTHER THAN FULL AND OPEN COMPETITION		
Only One Source	14	1,146
- Follow-on Contract	0	0
- Utilities (Regulated & Telecommunications)	2	218
Unusual & Compelling Urgency	2	48
Mobilization/Essential R&D	0	0
International Agreement	0	0
Authorized by Statute	45	4,342
Authorized Resale	0	0
National Security	0	0
Public Interest	0	0
EXTENT COMPETED		
Competed	52	15,481
Not Available for Competition	49	5,038
Follow-on to Competed Action	0	0
Not Competed	14	602
TYPE OF CONTRACT		
Fixed Price	77	7,307
Cost Reimbursement	25	13,547
Time and Material	0	0
Labor Hour	13	267
TYPE OF CONTRACTOR		
Small Disadvantaged Business	50	4,975
Other Small Business	21	1,567
Large Business	40	13,573
Sheltered Workshops	0	0
Educational & Nonprofit	0	0
State & Local Government	2	370
Foreign Contractor	2	636
Domestic Contractor Performing Outside US	0	0
WOMAN-OWNED SMALL BUSINESS	21	2,552
PREFERENCE PROGRAMS		
Directed to Sheltered Workshop	0	0
8 (a) Program	48	4,898
Combined LSA/SB Set-aside	0	0
Small Business Set-aside	1	20
Labor Surplus Area Set-aside	0	0
Tie Bid Preference	0	0
Buy Indian/Self Determination Act	0	0
No Preference Program or Not Listed	66	16,203
SUBJECT TO LABOR STATUTES		
Walsh Healy Act - Manufacturer	19	1,991
Walsh Healy Act - Dealer	23	2,807
Service Contract Act	22	8,202
Davis Bacon Act	0	0
Not Subject to Above Acts	51	8,721
PRODUCT OR SERVICE		
Supplies & Equipment	16	1,624
ADP Equipment, Purchase and Lease	28	3,131
Research & Development	0	0
Construction	0	0
Architect & Engineering	0	0
Real Property, Purchase & Lease, or Maintenance	5	483
ADP Services (includes Installation & Maintenance)	22	6,872
Other Services	44	9,011

FEDERAL PROCUREMENT DATA SYSTEM
FEDERAL LABOR RELATIONS AUTHORITY
 Actions Reported in Summary on SF281
 Fiscal Year 1996 Through Fourth Quarter

PART I - PRIME CONTRACTS						
PROCUREMENT METHODS	Number of Actions (a)	NET DOLLAR AMOUNTS (000)				
		Small Business Concerns (b)	Large Business Concerns (c)	Domestic Outside U.S./ Foreign (d)	Other Entities (e)	Total Dollars (f)
1. Tariff or Regulated Acquisitions	0					0
2. Contracts for Foreign Government or International Organization	2					3
NEW AWARDS AND MODIFICATIONS						
3. Small Purchases	101	238	91	0	12	341
4. Delivery Orders - GSA Schedules Only	20	78	61	0	0	139
5. Delivery Orders- Other Federal Schedules	0	0	0	0	0	0
6. Delivery Orders - All Other	2	1	21	0	0	22
7. Other Procurement Methods	0	0	0	0	0	0
8. TOTAL NEW AWARDS AND MODIFICATIONS	125	317	173	0	12	505
COMPETITION						
9. Competed	21	62	82	0	0	144
10. Not Competed	97	256	82	0	1	339
11. Not Available for Competition	7	-1	9	0	11	22
MODIFICATIONS						
12. TOTAL MODIFICATIONS (Excluding Line 3)	2					0

PART II - SELECTED SOCIOECONOMIC STATISTICS (Includes both new awards and modifications)					
PREFERENCE PROGRAMS			TYPE OF CONTRACTOR		
CATEGORY	Number of Actions (a)	Total net Dollars (b)	CATEGORY	Number of Actions (a)	Total net Dollars (b)
13. Small Business - Small Purchase Set-Aside	0	0	18. Small Disadvantaged Business	4	3
14. Small Business Set-Aside	58	234	19. Woman-Owned Small Business	1	3
15. Labor Surplus Area Set-Aside	7	15	20. Sheltered Workshop	0	0
16. Combined Labor Surplus/ Small Business Set-Aside	0	0			
17. 8(a) Awards	0	0			

FEDERAL LABOR RELATIONS AUTHORITY
 Actions Reported Individually on SF279
 Fiscal Year 1996 Through Fourth Quarter

	Actions	Dollars (000)
TOTAL	0	0
CICA APPLICABILITY		
Pre-CICA	0	0
CICA Awards	0	0
Small Purchases	0	0
Subject to Statute other than CICA	0	0
KIND OF CONTRACT ACTION		
Initial Letter Contract	0	0
Def. Contract Superseding Letter	0	0
New Definitive Contract	0	0
Small Purchase Procedure	0	0
Order Under IDC	0	0
Order Under BOA	0	0
Order /Mod Under GSA Schedule	0	0
Order/Mod Under VA or OPM Schedule	0	0
Modifications	0	0
Termination for Default	0	0
Termination for Convenience	0	0
SYNOPSIS OF PROCUREMENT PRIOR TO AWARD		
Synopsized Prior to Award	0	0
Not Synopsized Due to Urgency	0	0
Not Synopsized for Other Reason	0	0

FEDERAL PROCUREMENT DATA SYSTEM
FEDERAL LABOR RELATIONS AUTHORITY
 Actions Reported Individually on SF279
 Fiscal Year 1996 Through Fourth Quarter

	Actions	Dollars (000)
SOLICITATION PROCEDURE		
Full and Open Competition - Sealed Bid	0	0
Full and Open Competition - Comp Proposal	0	0
Full and Open Competition - Combination	0	0
Architect Engineer	0	0
Basic Research	0	0
Multiple Award Schedule	0	0
Alternate Source/Reduced Cost	0	0
Alternate Source/Mobilization	0	0
Alternate Source/Eng R & D	0	0
Set-aside	0	0
Other than Full and Open Competition	0	0
FULL AND OPEN COMPETITION WITH ONLY ONE BIDDER/OFFERER		
AUTHORITY FOR OTHER THAN FULL AND OPEN COMPETITION		
Only One Source	0	0
- Follow-on Contract	0	0
- Utilities (Regulated & Telecommunications)	0	0
Unusual & Compelling Urgency	0	0
Mobilization/Essential R&D	0	0
International Agreement	0	0
Authorized by Statute	0	0
Authorized Resale	0	0
National Security	0	0
Public Interest	0	0
EXTENT COMPETED		
Competed	0	0
Not Available for Competition	0	0
Follow-on to Competed Action	0	0
Not Competed	0	0
TYPE OF CONTRACT		
Fixed Price	0	0
Cost Reimbursement	0	0
Time and Material	0	0
Labor Hour	0	0
TYPE OF CONTRACTOR		
Small Disadvantaged Business	0	0
Other Small Business	0	0
Large Business	0	0
Sheltered Workshops	0	0
Educational & Nonprofit	0	0
State & Local Government	0	0
Foreign Contractor	0	0
Domestic Contractor Performing Outside US	0	0
WOMAN-OWNED SMALL BUSINESS		
PREFERENCE PROGRAMS		
Directed to Sheltered Workshop	0	0
8 (a) Program	0	0
Combined LSA/SB Set-aside	0	0
Small Business Set-aside	0	0
Labor Surplus Area Set-aside	0	0
Tie Bid Preference	0	0
Buy Indian/Self Determination Act	0	0
No Preference Program or Not Listed	0	0
SUBJECT TO LABOR STATUTES		
Walsh Healy Act - Manufacturer	0	0
Walsh Healy Act - Dealer	0	0
Service Contract Act	0	0
Davis Bacon Act	0	0
Not Subject to Above Acts	0	0
PRODUCT OR SERVICE		
Supplies & Equipment	0	0
ADP Equipment, Purchase and Lease	0	0
Research & Development	0	0
Construction	0	0
Architect & Engineering	0	0
Real Property, Purchase & Lease, or Maintenance	0	0
ADP Services (includes Installation & Maintenance)	0	0
Other Services	0	0

FEDERAL PROCUREMENT DATA SYSTEM
FEDERAL MARITIME COMMISSION
Actions Reported in Summary on SF281
Fiscal Year 1996 Through Fourth Quarter

PART I - PRIME CONTRACTS							
	PROCUREMENT METHODS	Number of Actions (a)	NET DOLLAR AMOUNTS (000)				Total Dollars (f)
			Small Business Concerns (b)	Large Business Concerns (c)	Domestic Outside U.S./ Foreign (d)	Other Entities (e)	
NEW AWARDS AND MODIFICATIONS	1. Tariff or Regulated Acquisitions	0					0
	2. Contracts for Foreign Government or International Organization	0					0
	3. Small Purchases	165	146	78	0	0	224
	4. Delivery Orders - GSA Schedules Only	19	52	47	0	0	99
	5. Delivery Orders - Other Federal Schedules	0	0	0	0	0	0
	6. Delivery Orders - All Other	0	0	0	0	0	0
	7. Other Procurement Methods	0	0	0	0	0	0
	8. TOTAL NEW AWARDS AND MODIFICATIONS	184	198	125	0	0	323
COMPETITION	9. Competed	149	179	117	0	0	296
	10. Not Competed	0	0	0	0	0	0
	11. Not Available for Competition	35	19	8	0	0	27
MODIFICATIONS	12. TOTAL MODIFICATIONS (Excluding Line 3)	0					0

PART II - SELECTED SOCIOECONOMIC STATISTICS (Includes both new awards and modifications)					
PREFERENCE PROGRAMS			TYPE OF CONTRACTOR		
CATEGORY	Number of Actions (a)	Total net Dollars (b)	CATEGORY	Number of Actions (a)	Total net Dollars (b)
13. Small Business - Small Purchase Set-Aside	0	0	18. Small Disadvantaged Business	15	23
14. Small Business Set-Aside	143	146	19. Woman-Owned Small Business	6	10
15. Labor Surplus Area Set-Aside	0	0	20. Sheltered Workshop	0	0
16. Combined Labor Surplus/ Small Business Set-Aside	0	0			
17. 8(a) Awards	0	0			

FEDERAL MARITIME COMMISSION
Actions Reported Individually on SF279
Fiscal Year 1996 Through Fourth Quarter

	Actions	Dollars (000)
TOTAL	0	0
CICA APPLICABILITY		
Pre-CICA	0	0
CICA Awards	0	0
Small Purchases	0	0
Subject to Statute other than CICA	0	0
KIND OF CONTRACT ACTION		
Initial Letter Contract	0	0
Def. Contract Superseding Letter	0	0
New Definitive Contract	0	0
Small Purchase Procedure	0	0
Order Under IDC	0	0
Order Under BOA	0	0
Order /Mod Under GSA Schedule	0	0
Order/Mod Under VA or OPM Schedule	0	0
Modifications	0	0
Termination for Default	0	0
Termination for Convenience	0	0
SYNOPSIS OF PROCUREMENT PRIOR TO AWARD		
Synopsized Prior to Award	0	0
Not Synopsized Due to Urgency	0	0
Not Synopsized for Other Reason	0	0

FEDERAL PROCUREMENT DATA SYSTEM
FEDERAL MARITIME COMMISSION
 Actions Reported Individually on SF279
 Fiscal Year 1996 Through Fourth Quarter

SOLICITATION PROCEDURE	Actions	Dollars (000)
Full and Open Competition - Sealed Bid	0	0
Full and Open Competition - Comp Proposal	0	0
Full and Open Competition - Combination	0	0
Architect Engineer	0	0
Basic Research	0	0
Multiple Award Schedule	0	0
Alternate Source/Reduced Cost	0	0
Alternate Source/Mobilization	0	0
Alternate Source/Eng R & D	0	0
Set-aside	0	0
Other than Full and Open Competition	0	0
FULL AND OPEN COMPETITION WITH ONLY ONE BIDDER/OFFERER	0	0
AUTHORITY FOR OTHER THAN FULL AND OPEN COMPETITION		
Only One Source	0	0
- Follow-on Contract	0	0
- Utilities (Regulated & Telecommunications)	0	0
Unusual & Compelling Urgency	0	0
Mobilization/Essential R&D	0	0
International Agreement	0	0
Authorized by Statute	0	0
Authorized Resale	0	0
National Security	0	0
Public Interest	0	0
EXTENT COMPETED		
Competed	0	0
Not Available for Competition	0	0
Follow-on to Competed Action	0	0
Not Competed	0	0
TYPE OF CONTRACT		
Fixed Price	0	0
Cost Reimbursement	0	0
Time and Material	0	0
Labor Hour	0	0
TYPE OF CONTRACTOR		
Small Disadvantaged Business	0	0
Other Small Business	0	0
Large Business	0	0
Sheltered Workshops	0	0
Educational & Nonprofit	0	0
State & Local Government	0	0
Foreign Contractor	0	0
Domestic Contractor Performing Outside US	0	0
WOMAN-OWNED SMALL BUSINESS	0	0
PREFERENCE PROGRAMS		
Directed to Sheltered Workshop	0	0
8 (a) Program	0	0
Combined LSA/SB Set-aside	0	0
Small Business Set-aside	0	0
Labor Surplus Area Set-aside	0	0
Tie Bid Preference	0	0
Buy Indian/Self Determination Act	0	0
No Preference Program or Not Listed	0	0
SUBJECT TO LABOR STATUTES		
Walsh Healy Act - Manufacturer	0	0
Walsh Healy Act - Dealer	0	0
Service Contract Act	0	0
Davis Bacon Act	0	0
Not Subject to Above Acts	0	0
PRODUCT OR SERVICE		
Supplies & Equipment	0	0
ADP Equipment, Purchase and Lease	0	0
Research & Development	0	0
Construction	0	0
Architect & Engineering	0	0
Real Property, Purchase & Lease, or Maintenance	0	0
ADP Services (includes Installation & Maintenance)	0	0
Other Services	0	0

FEDERAL PROCUREMENT DATA SYSTEM
FEDERAL MEDIATION AND CONCILIATION SERVICE
Actions Reported in Summary on SF281
Fiscal Year 1996 Through Fourth Quarter

PART I - PRIME CONTRACTS							
	PROCUREMENT METHODS	Number of Actions (a)	NET DOLLAR AMOUNTS (000)				Total Dollars (f)
			Small Business Concerns (b)	Large Business Concerns (c)	Domestic Outside U.S./ Foreign (d)	Other Entities (e)	
NEW AWARDS AND MODIFICATIONS	1. Tariff or Regulated Acquisitions	0					0
	2. Contracts for Foreign Government or International Organization	0					0
	3. Small Purchases	501	506	544	0	0	1,050
	4. Delivery Orders - GSA Schedules Only	60	3	210	0	0	213
	5. Delivery Orders - Other Federal Schedules	0	0	0	0	0	0
	6. Delivery Orders - All Other	441	461	413	0	0	874
	7. Other Procurement Methods	0	0	0	0	0	0
	8. TOTAL NEW AWARDS AND MODIFICATIONS	1,002	970	1,167	0	0	2,137
COMPETITION	9. Competed	570	707	773	0	0	1,480
	10. Not Competed	252	157	215	0	0	372
	11. Not Available for Competition	180	106	179	0	0	285
MODIFICATIONS	12. TOTAL MODIFICATIONS (Excluding Line 3)	704					1,792

PART II - SELECTED SOCIOECONOMIC STATISTICS (Includes both new awards and modifications)					
PREFERENCE PROGRAMS			TYPE OF CONTRACTOR		
CATEGORY	Number of Actions (a)	Total net Dollars (b)	CATEGORY	Number of Actions (a)	Total net Dollars (b)
13. Small Business - Small Purchase Set-Aside	0	0	18. Small Disadvantaged Business	0	0
14. Small Business Set-Aside	0	0	19. Woman-Owned Small Business	0	0
15. Labor Surplus Area Set-Aside	0	0	20. Sheltered Workshop	0	0
16. Combined Labor Surplus/ Small Business Set-Aside	0	0			
17. 8(a) Awards	0	0			

FEDERAL MEDIATION AND CONCILIATION SERVICE
Actions Reported Individually on SF279
Fiscal Year 1996 Through Fourth Quarter

	Actions	Dollars (000)
TOTAL	0	0
CICA APPLICABILITY		
Pre-CICA	0	0
CICA Awards	0	0
Small Purchases	0	0
Subject to Statute other than CICA	0	0
KIND OF CONTRACT ACTION		
Initial Letter Contract	0	0
Def. Contract Superseding Letter	0	0
New Definitive Contract	0	0
Small Purchase Procedure	0	0
Order Under IDC	0	0
Order Under BOA	0	0
Order /Mod Under GSA Schedule	0	0
Order/Mod Under VA or OPM Schedule	0	0
Modifications	0	0
Termination for Default	0	0
Termination for Convenience	0	0
SYNOPSIS OF PROCUREMENT PRIOR TO AWARD		
Synopsized Prior to Award	0	0
Not Synopsized Due to Urgency	0	0
Not Synopsized for Other Reason	0	0

FEDERAL PROCUREMENT DATA SYSTEM
FEDERAL MEDIATION AND CONCILIATION SERVICE
 Actions Reported Individually on SF279
 Fiscal Year 1996 Through Fourth Quarter

SOLICITATION PROCEDURE	Actions	Dollars (000)
Full and Open Competition - Sealed Bid	0	0
Full and Open Competition - Comp Proposal	0	0
Full and Open Competition - Combination	0	0
Architect Engineer	0	0
Basic Research	0	0
Multiple Award Schedule	0	0
Alternate Source/Reduced Cost	0	0
Alternate Source/Mobilization	0	0
Alternate Source/Eng R & D	0	0
Set-aside	0	0
Other than Full and Open Competition	0	0
FULL AND OPEN COMPETITION WITH ONLY ONE BIDDER/OFFERER	0	0
AUTHORITY FOR OTHER THAN FULL AND OPEN COMPETITION		
Only One Source	0	0
- Follow-on Contract	0	0
- Utilities (Regulated & Telecommunications)	0	0
Unusual & Compelling Urgency	0	0
Mobilization/Essential R&D	0	0
International Agreement	0	0
Authorized by Statute	0	0
Authorized Resale	0	0
National Security	0	0
Public Interest	0	0
EXTENT COMPETED		
Competed	0	0
Not Available for Competition	0	0
Follow-on to Competed Action	0	0
Not Competed	0	0
TYPE OF CONTRACT		
Fixed Price	0	0
Cost Reimbursement	0	0
Time and Material	0	0
Labor Hour	0	0
TYPE OF CONTRACTOR		
Small Disadvantaged Business	0	0
Other Small Business	0	0
Large Business	0	0
Sheltered Workshops	0	0
Educational & Nonprofit	0	0
State & Local Government	0	0
Foreign Contractor	0	0
Domestic Contractor Performing Outside US	0	0
WOMAN-OWNED SMALL BUSINESS	0	0
PREFERENCE PROGRAMS		
Directed to Sheltered Workshop	0	0
8 (a) Program	0	0
Combined LSA/SB Set-aside	0	0
Small Business Set-aside	0	0
Labor Surplus Area Set-aside	0	0
Tie Bid Preference	0	0
Buy Indian/Self Determination Act	0	0
No Preference Program or Not Listed	0	0
SUBJECT TO LABOR STATUTES		
Walsh Healy Act - Manufacturer	0	0
Walsh Healy Act - Dealer	0	0
Service Contract Act	0	0
Davis Bacon Act	0	0
Not Subject to Above Acts	0	0
PRODUCT OR SERVICE		
Supplies & Equipment	0	0
ADP Equipment, Purchase and Lease	0	0
Research & Development	0	0
Construction	0	0
Architect & Engineering	0	0
Real Property, Purchase & Lease, or Maintenance	0	0
ADP Services (includes Installation & Maintenance)	0	0
Other Services	0	0

FEDERAL PROCUREMENT DATA SYSTEM
FEDERAL MINE SAFETY AND HEALTH REVIEW COMMISSION
 Actions Reported in Summary on SF281
 Fiscal Year 1996 Through Fourth Quarter

PART I - PRIME CONTRACTS							
	PROCUREMENT METHODS	Number of Actions (a)	NET DOLLAR AMOUNTS (000)				Total Dollars (f)
			Small Business Concerns (b)	Large Business Concerns (c)	Domestic Outside U.S./ Foreign (d)	Other Entities (e)	
NEW AWARDS AND MODIFICATIONS	1. Tariff or Regulated Acquisitions	0					0
	2. Contracts for Foreign Government or International Organization	0					0
	3. Small Purchases	381	871	0	0	0	871
	4. Delivery Orders - GSA Schedules Only	23	0	11	0	0	11
	5. Delivery Orders- Other Federal Schedules	0	0	0	0	0	0
	6. Delivery Orders - All Other	144	0	159	0	0	159
	7. Other Procurement Methods	0	0	0	0	0	0
	8. TOTAL NEW AWARDS AND MODIFICATIONS	548	871	170	0	0	1,041
COMPETITION	9. Competed	548	871	170	0	0	1,041
	10. Not Competed	0	0	0	0	0	0
	11. Not Available for Competition	0	0	0	0	0	0
MODIFICATIONS	12. TOTAL MODIFICATIONS (Excluding Line 3)	0					0

PART II - SELECTED SOCIOECONOMIC STATISTICS (Includes both new awards and modifications)					
PREFERENCE PROGRAMS			TYPE OF CONTRACTOR		
CATEGORY	Number of Actions (a)	Total net Dollars (b)	CATEGORY	Number of Actions (a)	Total net Dollars (b)
13. Small Business - Small Purchase Set-Aside	0	0	18. Small Disadvantaged Business	0	0
14. Small Business Set-Aside	0	0	19. Woman-Owned Small Business	0	0
15. Labor Surplus Area Set-Aside	0	0	20. Sheltered Workshop	0	0
16. Combined Labor Surplus/ Small Business Set-Aside	0	0			
17. 8(a) Awards	0	0			

FEDERAL MINE SAFETY AND HEALTH REVIEW COMMISSION
 Actions Reported Individually on SF279
 Fiscal Year 1996 Through Fourth Quarter

	Actions	Dollars (000)
TOTAL	0	0
CICA APPLICABILITY		
Pre-CICA	0	0
CICA Awards	0	0
Small Purchases	0	0
Subject to Statute other than CICA	0	0
KINDS OF CONTRACT ACTION		
Initial Letter Contract	0	0
Def. Contract Superseding Letter	0	0
New Definitive Contract	0	0
Small Purchase Procedure	0	0
Order Under IDC	0	0
Order Under BOA	0	0
Order /Mod Under GSA Schedule	0	0
Order/Mod Under VA or OPM Schedule	0	0
Modifications	0	0
Termination for Default	0	0
Termination for Convenience	0	0
SYNOPSIS OF PROCUREMENT PRIOR TO AWARD		
Synopsized Prior to Award	0	0
Not Synopsized Due to Urgency	0	0
Not Synopsized for Other Reason	0	0

FEDERAL PROCUREMENT DATA SYSTEM
FEDERAL MINE SAFETY AND HEALTH REVIEW COMMISSION
Actions Reported Individually on SF279
Fiscal Year 1996 Through Fourth Quarter

SOLICITATION PROCEDURE	Actions	Dollars (000)
Full and Open Competition - Sealed Bid	0	0
Full and Open Competition - Comp Proposal	0	0
Full and Open Competition - Combination	0	0
Architect Engineer	0	0
Basic Research	0	0
Multiple Award Schedule	0	0
Alternate Source/Reduced Cost	0	0
Alternate Source/Mobilization	0	0
Alternate Source/Eng R & D	0	0
Set-aside	0	0
Other than Full and Open Competition	0	0
FULL AND OPEN COMPETITION WITH ONLY ONE BIDDER/OFFERER	0	0
AUTHORITY FOR OTHER THAN FULL AND OPEN COMPETITION		
Only One Source	0	0
- Follow-on Contract	0	0
- Utilities (Regulated & Telecommunications)	0	0
Unusual & Compelling Urgency	0	0
Mobilization/Essential R&D	0	0
International Agreement	0	0
Authorized by Statute	0	0
Authorized Resale	0	0
National Security	0	0
Public Interest	0	0
EXTENT COMPETED		
Competed	0	0
Not Available for Competition	0	0
Follow-on to Competed Action	0	0
Not Competed	0	0
TYPE OF CONTRACT		
Fixed Price	0	0
Cost Reimbursement	0	0
Time and Material	0	0
Labor Hour	0	0
TYPE OF CONTRACTOR		
Small Disadvantaged Business	0	0
Other Small Business	0	0
Large Business	0	0
Sheltered Workshops	0	0
Educational & Nonprofit	0	0
State & Local Government	0	0
Foreign Contractor	0	0
Domestic Contractor Performing Outside US	0	0
WOMAN-OWNED SMALL BUSINESS	0	0
REFERENCE PROGRAMS		
Directed to Sheltered Workshop	0	0
8 (a) Program	0	0
Combined LSA/SB Set-aside	0	0
Small Business Set-aside	0	0
Labor Surplus Area Set-aside	0	0
Tie Bid Preference	0	0
Buy Indian/Self Determination Act	0	0
No Preference Program or Not Listed	0	0
SUBJECT TO LABOR STATUTES		
Walsh Healy Act - Manufacturer	0	0
Walsh Healy Act - Dealer	0	0
Service Contract Act	0	0
Davis Bacon Act	0	0
Not Subject to Above Acts	0	0
PRODUCT OF SERVICE		
Supplies & Equipment	0	0
ADP Equipment, Purchase and Lease	0	0
Research & Development	0	0
Construction	0	0
Architect & Engineering	0	0
Real Property, Purchase & Lease, or Maintenance	0	0
ADP Services (includes Installation & Maintenance)	0	0
Other Services	0	0

**FEDERAL PROCUREMENT DATA SYSTEM
FEDERAL TRADE COMMISSION
Actions Reported in Summary on SF281
Fiscal Year 1996 Through Fourth Quarter**

PART I - PRIME CONTRACTS							
	PROCUREMENT METHODS	Number of Actions (a)	NET DOLLAR AMOUNTS (000)				Total Dollars (f)
			Small Business Concerns (b)	Large Business Concerns (c)	Domestic Outside U.S./ Foreign (d)	Other Entities (e)	
NEW AWARDS AND MODIFICATIONS	1. Tariff or Regulated Acquisitions	0					0
	2. Contracts for Foreign Government or International Organization	0					0
	3. Small Purchases	467	1,861	466	0	1	2,328
	4. Delivery Orders - GSA Schedules Only	138	189	920	0	0	1,109
	5. Delivery Orders - Other Federal Schedules	0	0	0	0	0	0
	6. Delivery Orders - All Other	27	67	38	0	0	105
	7. Other Procurement Methods	217	2	241	0	7	250
	8. TOTAL NEW AWARDS AND MODIFICATIONS	849	2,119	1,665	0	8	3,792
COMPETITION	9. Competed	210	950	705	0	0	1,655
	10. Not Competed	300	1,131	576	0	0	1,707
	11. Not Available for Competition	339	38	384	0	8	430
MODIFICATIONS	12. TOTAL MODIFICATIONS (Excluding Line 3)	2					6

PART II - SELECTED SOCIOECONOMIC STATISTICS (Includes both new awards and modifications)					
PREFERENCE PROGRAMS			TYPE OF CONTRACTOR		
CATEGORY	Number of Actions (a)	Total net Dollars (b)	CATEGORY	Number of Actions (a)	Total net Dollars (b)
13. Small Business - Small Purchase Set-Aside	0	0	18. Small Disadvantaged Business	12	78
14. Small Business Set-Aside	187	1,253	19. Woman-Owned Small Business	20	160
15. Labor Surplus Area Set-Aside	0	0	20. Sheltered Workshop	0	0
16. Combined Labor Surplus/ Small Business Set-Aside	0	0			
17. 8(a) Awards	1	20			

**FEDERAL TRADE COMMISSION
Actions Reported Individually on SF279
Fiscal Year 1996 Through Fourth Quarter**

	Actions	Dollars (000)
TOTAL	117	4,592
CICA APPLICABILITY		
Pre-CICA	0	0
CICA Awards	110	4,390
Small Purchases	3	69
Subject to Statute other than CICA	2	89
KIND OF CONTRACT ACTION		
Initial Letter Contract	0	0
Def. Contract Superseding Letter	0	0
New Definitive Contract	4	222
Small Purchase Procedure	2	65
Order Under IDC	29	1,236
Order Under BOA	0	0
Order /Mod Under GSA Schedule	12	1,333
Order/Mod Under VA or OPM Schedule	0	0
Modifications	69	1,770
Termination for Default	0	0
Termination for Convenience	1	-34
SYNOPSIS OF PROCUREMENT PRIOR TO AWARD		
Synopsized Prior to Award	73	2,503
Not Synopsized Due to Urgency	2	75
Not Synopsized for Other Reason	40	1,970

FEDERAL PROCUREMENT DATA SYSTEM
FEDERAL TRADE COMMISSION
 Actions Reported Individually on SF279
 Fiscal Year 1996 Through Fourth Quarter

SOLICITATION PROCEDURE	Actions	Dollars (000)
Full and Open Competition - Sealed Bid	0	0
Full and Open Competition - Comp Proposal	65	1,986
Full and Open Competition - Combination	0	0
Architect Engineer	0	0
Basic Research	0	0
Multiple Award Schedule	12	1,333
Alternate Source/Reduced Cost	2	97
Alternate Source/Mobilization	0	0
Alternate Source/Eng R & D	0	0
Set-aside	0	0
Other than Full and Open Competition	31	974
FULL AND OPEN COMPETITION WITH ONLY ONE BIDDER/OFFERER	3	101
AUTHORITY FOR OTHER THAN FULL AND OPEN COMPETITION		
Only One Source	2	140
- Follow-on Contract	0	0
- Utilities (Regulated & Telecommunications)	0	0
Unusual & Compelling Urgency	1	50
Mobilization/Essential R&D	0	0
International Agreement	0	0
Authorized by Statute	28	784
Authorized Resale	0	0
National Security	0	0
Public Interest	0	0
EXTENT COMPETED		
Competed	85	3,649
Not Available for Competition	27	749
Follow-on to Competed Action	0	0
Not Competed	3	150
TYPE OF CONTRACT		
Fixed Price	115	4,548
Cost Reimbursement	0	0
Time and Material	0	0
Labor Hour	0	0
TYPE OF CONTRACTOR		
Small Disadvantaged Business	26	691
Other Small Business	76	3,089
Large Business	10	661
Sheltered Workshops	0	0
Educational & Nonprofit	1	10
State & Local Government	2	97
Foreign Contractor	0	0
Domestic Contractor Performing Outside US	0	0
WOMAN-OWNED SMALL BUSINESS	0	0
PREFERENCE PROGRAMS		
Directed to Sheltered Workshop	0	0
8 (a) Program	26	691
Combined LSA/SB Set-aside	0	0
Small Business Set-aside	0	0
Labor Surplus Area Set-aside	0	0
Tie Bid Preference	0	0
Buy Indian/Self Determination Act	0	0
No Preference Program or Not Listed	89	3,857
SUBJECT TO LABOR STATUTES		
Walsh Healy Act - Manufacturer	8	1,142
Walsh Healy Act - Dealer	6	269
Service Contract Act	5	369
Davis Bacon Act	0	0
Not Subject to Above Acts	96	2,768
PRODUCT OR SERVICE		
Supplies & Equipment	3	209
ADP Equipment, Purchase and Lease	31	2,298
Research & Development	0	0
Construction	0	0
Architect & Engineering	0	0
Real Property, Purchase & Lease, or Maintenance	0	0
ADP Services (includes Installation & Maintenance)	68	1,378
Other Services	15	707

FEDERAL PROCUREMENT DATA SYSTEM
GENERAL SERVICES ADMINISTRATION
Actions Reported in Summary on SF281
Fiscal Year 1996 Through Fourth Quarter

PART I - PRIME CONTRACTS							
	PROCUREMENT METHODS	Number of Actions (a)	NET DOLLAR AMOUNTS (000)				Total Dollars (f)
			Small Business Concerns (b)	Large Business Concerns (c)	Domestic Outside U.S./ Foreign (d)	Other Entities (e)	
NEW AWARDS AND MODIFICATIONS	1. Tariff or Regulated Acquisitions	292					85
	2. Contracts for Foreign Government or International Organization	2					17
	3. Small Purchases	484,310	162,340	16,700	158	1,389	180,587
	4. Delivery Orders - GSA Schedules Only	62,145	57,825	38,636	1,544	844	98,849
	5. Delivery Orders - Other Federal Schedules	378	930	474	0	0	1,404
	6. Delivery Orders - All Other	260,112	302,697	175,490	2,250	95,012	575,449
	7. Other Procurement Methods	16,603	2,798	290	0	3,894	6,982
	8. TOTAL NEW AWARDS AND MODIFICATIONS	823,842	526,590	231,590	3,952	101,139	863,373
COMPETITION	9. Competed	624,173	460,959	222,430	3,512	2,932	689,908
	10. Not Competed	26,140	25,735	5,107	402	3,143	34,353
	11. Not Available for Competition	173,529	39,896	4,053	38	95,064	139,112
MODIFICATIONS	12. TOTAL MODIFICATIONS (Excluding Line 3)	8,710					19,118

PART II - SELECTED SOCIOECONOMIC STATISTICS (Includes both new awards and modifications)					
PREFERENCE PROGRAMS			TYPE OF CONTRACTOR		
CATEGORY	Number of Actions (a)	Total net Dollars (b)	CATEGORY	Number of Actions (a)	Total net Dollars (b)
13. Small Business - Small Purchase Set-Aside	0	0	18. Small Disadvantaged Business	19,610	34,350
14. Small Business Set-Aside	390,623	126,963	19. Woman-Owned Small Business	23,333	29,384
15. Labor Surplus Area Set-Aside	8,175	80,991	20. Sheltered Workshop	23,987	94,994
16. Combined Labor Surplus/ Small Business Set-Aside	910	3,300			
17. 8(a) Awards	3,478	15,978			

GENERAL SERVICES ADMINISTRATION
Actions Reported Individually on SF279
Fiscal Year 1996 Through Fourth Quarter

	Actions	Dollars (000)
TOTAL	42,099	5,472,781
CICA APPLICABILITY		
Pre-CICA	1	474
CICA Awards	35,692	5,357,681
Small Purchases	5,800	39,752
Subject to Statute other than CICA	306	49,356
KIND OF CONTRACT ACTION		
Initial Letter Contract	6	2,381
Def. Contract Superseding Letter	1	34
New Definitive Contract	2,933	1,635,662
Small Purchase Procedure	5,699	38,849
Order Under IDC	11,731	1,220,759
Order Under BOA	10,873	1,752,384
Order /Mod Under GSA Schedule	2,493	285,736
Order/Mod Under VA or OPM Schedule	0	0
Modifications	8,348	538,684
Termination for Default	4	-480
Termination for Convenience	11	-1,218
SYNOPSIS OF PROCUREMENT PRIOR TO AWARD		
Synopsized Prior to Award	21,344	3,279,692
Not Synopsized Due to Urgency	604	78,756
Not Synopsized for Other Reason	19,851	2,088,817

FEDERAL PROCUREMENT DATA SYSTEM
GENERAL SERVICES ADMINISTRATION
 Actions Reported Individually on SF279
 Fiscal Year 1996 Through Fourth Quarter

SOLICITATION PROCEDURE	Actions	Dollars (000)
Full and Open Competition - Sealed Bid	6,161	459,417
Full and Open Competition - Comp Proposal	15,048	3,023,602
Full and Open Competition - Combination	275	77,679
Architect Engineer	2,019	130,144
Basic Research	0	0
Multiple Award Schedule	2,385	288,336
Alternate Source/Reduced Cost	0	0
Alternate Source/Mobilization	4	1,526
Alternate Source/Eng R & D	0	0
Set-aside	2,525	195,446
Other than Full and Open Competition	7,275	1,181,531
FULL AND OPEN COMPETITION WITH ONLY ONE BIDDER/OFFERER	10,170	1,591,929
AUTHORITY FOR OTHER THAN FULL AND OPEN COMPETITION		
Only One Source	2,421	399,992
- Follow-on Contract	702	186,894
- Utilities (Regulated & Telecommunications)	1,508	160,344
Unusual & Compelling Urgency	853	99,469
Mobilization/Essential R&D	1	100
International Agreement	6	1,728
Authorized by Statute	3,957	667,518
Authorized Resale	1	47
National Security	16	10,521
Public Interest	20	2,156
EXTENT COMPETED		
Competed	33,158	4,339,715
Not Available for Competition	6,010	844,162
Follow-on to Competed Action	178	12,749
Not Competed	2,453	250,639
TYPE OF CONTRACT		
Fixed Price	41,253	5,320,335
Cost Reimbursement	132	40,529
Time and Material	32	10,913
Labor Hour	382	75,488
TYPE OF CONTRACTOR		
Small Disadvantaged Business	5,010	700,469
Other Small Business	21,123	1,890,092
Large Business	13,768	2,654,807
Sheltered Workshops	1,562	166,524
Educational & Nonprofit	68	9,628
State & Local Government	102	12,040
Foreign Contractor	31	1,763
Domestic Contractor Performing Outside US	135	11,942
WOMAN-OWNED SMALL BUSINESS	1,684	189,728
PREFERENCE PROGRAMS		
Directed to Sheltered Workshop	1,557	166,156
8 (a) Program	2,395	475,031
Combined LSA/SB Set-aside	346	32,800
Small Business Set-aside	3,735	302,493
Labor Surplus Area Set-aside	5,613	619,130
Tie Bid Preference	1	58
Buy Indian/Self Determination Act	0	0
No Preference Program or Not Listed	28,152	3,851,597
SUBJECT TO LABOR STATUTES		
Walsh Healy Act - Manufacturer	5,666	782,840
Walsh Healy Act - Dealer	3,668	598,997
Service Contract Act	4,623	653,908
Davis Bacon Act	7,451	990,357
Not Subject to Above Acts	20,391	2,421,163
PRODUCT OR SERVICE		
Supplies & Equipment	9,244	1,056,455
ADP Equipment, Purchase and Lease	2,500	517,711
Research & Development	3	20
Construction	10,333	965,810
Architect & Engineering	2,032	133,491
Real Property, Purchase & Lease, or Maintenance	10,897	1,752,617
ADP Services (includes Installation & Maintenance)	2,104	343,731
Other Services	4,986	703,016

FEDERAL PROCUREMENT DATA SYSTEM
INTERNATIONAL TRADE COMMISSION
Actions Reported in Summary on SF281
Fiscal Year 1996 Through Fourth Quarter

PART I - PRIME CONTRACTS							
	PROCUREMENT METHODS	Number of Actions (a)	NET DOLLAR AMOUNTS (000)				
			Small Business Concerns (b)	Large Business Concerns (c)	Domestic Outside U.S./ Foreign (d)	Other Entities (e)	Total Dollars (f)
NEW AWARDS AND MODIFICATIONS	1. Tariff or Regulated Acquisitions	0				0	
	2. Contracts for Foreign Government or International Organization	0				0	
	3. Small Purchases	198	443	78	0	0	521
	4. Delivery Orders - GSA Schedules Only	43	206	162	0	0	368
	5. Delivery Orders - Other Federal Schedules	3	26	0	0	0	26
	6. Delivery Orders - All Other	1	0	6	0	0	6
	7. Other Procurement Methods	7	37	10	0	0	47
	8. TOTAL NEW AWARDS AND MODIFICATIONS	252	712	256	0	0	968
COMPETITION	9. Competed	85	279	83	0	0	361
	10. Not Competed	77	185	106	0	0	292
	11. Not Available for Competition	90	248	67	0	0	315
MODIFICATIONS	12. TOTAL MODIFICATIONS (Excluding Line 3)	7					37

PART II - SELECTED SOCIOECONOMIC STATISTICS (Includes both new awards and modifications)					
PREFERENCE PROGRAMS			TYPE OF CONTRACTOR		
CATEGORY	Number of Actions (a)	Total net Dollars (b)	CATEGORY	Number of Actions (a)	Total net Dollars (b)
13. Small Business - Small Purchase Set-Aside	0	0	18. Small Disadvantaged Business	5	35
14. Small Business Set-Aside	38	172	19. Woman-Owned Small Business	10	34
15. Labor Surplus Area Set-Aside	0	0	20. Sheltered Workshop	0	0
16. Combined Labor Surplus/ Small Business Set-Aside	0	0			
17. 8(a) Awards	2	12			

INTERNATIONAL TRADE COMMISSION
Actions Reported Individually on SF279
Fiscal Year 1996 Through Fourth Quarter

	Actions	Dollars (000)
TOTAL	27	307
CICA APPLICABILITY		
Pre-CICA	0	0
CICA Awards	27	307
Small Purchases	0	0
Subject to Statute other than CICA	0	0
KINDS OF CONTRACT ACTION		
Initial Letter Contract	0	0
Def. Contract Superseding Letter	0	0
New Definitive Contract	2	6
Small Purchase Procedure	0	0
Order Under IDC	0	0
Order Under BOA	0	0
Order /Mod Under GSA Schedule	0	0
Order/Mod Under VA or OPM Schedule	0	0
Modifications	25	301
Termination for Default	0	0
Termination for Convenience	0	0
SYNOPSIS OF PROCUREMENT PRIOR TO AWARD		
Synopsized Prior to Award	14	134
Not Synopsized Due to Urgency	0	0
Not Synopsized for Other Reason	13	173

FEDERAL PROCUREMENT DATA SYSTEM
INTERNATIONAL TRADE COMMISSION
 Actions Reported Individually on SF279
 Fiscal Year 1996 Through Fourth Quarter

SOLICITATION PROCEDURE	Actions	Dollars (000)
Full and Open Competition - Sealed Bid	5	30
Full and Open Competition - Comp Proposal	6	37
Full and Open Competition - Combination	0	0
Architect Engineer	0	0
Basic Research	0	0
Multiple Award Schedule	0	0
Alternate Source/Reduced Cost	0	0
Alternate Source/Mobilization	0	0
Alternate Source/Eng R & D	0	0
Set-aside	0	0
Other than Full and Open Competition	16	240
FULL AND OPEN COMPETITION WITH ONLY ONE BIDDER/OFFERER	3	18
AUTHORITY FOR OTHER THAN FULL AND OPEN COMPETITION		
Only One Source	7	82
- Follow-on Contract	0	0
- Utilities (Regulated & Telecommunications)	0	0
Unusual & Compelling Urgency	5	123
Mobilization/Essential R&D	0	0
International Agreement	0	0
Authorized by Statute	4	35
Authorized Resale	0	0
National Security	0	0
Public Interest	0	0
EXTENT COMPLETED		
Completed	11	67
Not Available for Competition	9	158
Follow-on to Completed Action	0	0
Not Completed	7	82
TYPE OF CONTRACT		
Fixed Price	27	307
Cost Reimbursement	0	0
Time and Material	0	0
Labor Hour	0	0
TYPE OF CONTRACTOR		
Small Disadvantaged Business	10	162
Other Small Business	8	64
Large Business	8	71
Sheltered Workshops	0	0
Educational & Nonprofit	1	10
State & Local Government	0	0
Foreign Contractor	0	0
Domestic Contractor Performing Outside US	0	0
WOMAN-OWNED SMALL BUSINESS	3	20
PREFERENCE PROGRAMS		
Directed to Sheltered Workshop	0	0
8 (a) Program	8	151
Combined LSA/SB Set-aside	0	0
Small Business Set-aside	1	2
Labor Surplus Area Set-aside	0	0
Tie Bid Preference	0	0
Buy Indian/Self Determination Act	0	0
No Preference Program or Not Listed	18	154
SUBJECT TO LABOR STATUTES		
Walsh Healy Act - Manufacturer	0	0
Walsh Healy Act - Dealer	0	0
Service Contract Act	27	307
Davis Bacon Act	0	0
Not Subject to Above Acts	0	0
PRODUCT OR SERVICE		
Supplies & Equipment	3	26
ADP Equipment, Purchase and Lease	0	0
Research & Development	0	0
Construction	0	0
Architect & Engineering	0	0
Real Property, Purchase & Lease, or Maintenance	4	56
ADP Services (includes Installation & Maintenance)	2	22
Other Services	18	203

FEDERAL PROCUREMENT DATA SYSTEM
INTERSTATE COMMERCE COMMISSION
Actions Reported in Summary on SF281
Fiscal Year 1996 Through Fourth Quarter

PART I - PRIME CONTRACTS							
	PROCUREMENT METHODS	Number of Actions (a)	NET DOLLAR AMOUNTS (000)				Total Dollars (f)
			Small Business Concerns (b)	Large Business Concerns (c)	Domestic Outside U.S./ Foreign (d)	Other Entities (e)	
NEW AWARDS AND MODIFICATIONS	1. Tariff or Regulated Acquisitions	0					0
	2. Contracts for Foreign Government or International Organization	0					0
	3. Small Purchases	124	13	22	0	23	58
	4. Delivery Orders - GSA Schedules Only	45	0	88	0	1	89
	5. Delivery Orders - Other Federal Schedules	0	0	0	0	0	0
	6. Delivery Orders - All Other	0	0	0	0	0	0
	7. Other Procurement Methods	0	0	0	0	0	0
	8. TOTAL NEW AWARDS AND MODIFICATIONS	169	13	110	0	24	147
COMPETITION	9. Competed	56	0	93	0	0	93
	10. Not Competed	113	13	17	0	23	53
	11. Not Available for Competition	0	0	0	0	0	0
MODIFICATIONS	12. TOTAL MODIFICATIONS (Excluding Line 3)	78					-8

PART II - SELECTED SOCIOECONOMIC STATISTICS (Includes both new awards and modifications)					
PREFERENCE PROGRAMS			TYPE OF CONTRACTOR		
CATEGORY	Number of Actions (a)	Total net Dollars (b)	CATEGORY	Number of Actions (a)	Total net Dollars (b)
13. Small Business - Small Purchase Set-Aside	0	0	18. Small Disadvantaged Business	0	0
14. Small Business Set-Aside	57	12	19. Woman-Owned Small Business	0	0
15. Labor Surplus Area Set-Aside	0	0	20. Sheltered Workshop	0	0
16. Combined Labor Surplus/ Small Business Set-Aside	0	0			
17. 8(a) Awards	0	0			

INTERSTATE COMMERCE COMMISSION
Actions Reported Individually on SF279
Fiscal Year 1996 Through Fourth Quarter

	Actions	Dollars (000)
TOTAL	5	886
CICA APPLICABILITY		
Pre-CICA	0	0
CICA Awards	5	886
Small Purchases	0	0
Subject to Statute other than CICA	0	0
KIND OF CONTRACT ACTION		
Initial Letter Contract	0	0
Def. Contract Superseding Letter	0	0
New Definitive Contract	0	0
Small Purchase Procedure	0	0
Order Under IDC	1	77
Order Under BOA	1	80
Order /Mod Under GSA Schedule	1	26
Order/Mod Under VA or OPM Schedule	0	0
Modifications	2	703
Termination for Default	0	0
Termination for Convenience	0	0
SYNOPSIS OF PROCUREMENT PRIOR TO AWARD		
Synopsized Prior to Award	4	860
Not Synopsized Due to Urgency	0	0
Not Synopsized for Other Reason	1	26

FEDERAL PROCUREMENT DATA SYSTEM
INTERSTATE COMMERCE COMMISSION
 Actions Reported Individually on SF279
 Fiscal Year 1996 Through Fourth Quarter

	Actions	Dollars (000)
SELECTION PROCEDURE		
Full and Open Competition - Sealed Bid	0	0
Full and Open Competition - Comp Proposal	3	783
Full and Open Competition - Combination	0	0
Architect Engineer	0	0
Basic Research	0	0
Multiple Award Schedule	2	103
Alternate Source/Reduced Cost	0	0
Alternate Source/Mobilization	0	0
Alternate Source/Eng R & D	0	0
Set-aside	0	0
Other than Full and Open Competition	0	0
FULL AND OPEN COMPETITION WITH ONLY ONE BIDDER/OFFERER	3	783
AUTHORITY FOR OTHER THAN FULL AND OPEN COMPETITION		
Only One Source	0	0
- Follow-on Contract	0	0
- Utilities (Regulated & Telecommunications)	0	0
Unusual & Compelling Urgency	0	0
Mobilization/Essential R&D	0	0
International Agreement	0	0
Authorized by Statute	0	0
Authorized Resale	0	0
National Security	0	0
Public Interest	0	0
EXTENT COMPETED		
Competed	5	886
Not Available for Competition	0	0
Follow-on to Competed Action	0	0
Not Competed	0	0
TYPE OF CONTRACT		
Fixed Price	5	886
Cost Reimbursement	0	0
Time and Material	0	0
Labor Hour	0	0
TYPE OF CONTRACTOR		
Small Disadvantaged Business	0	0
Other Small Business	1	275
Large Business	3	183
Sheltered Workshops	0	0
Educational & Nonprofit	1	428
State & Local Government	0	0
Foreign Contractor	0	0
Domestic Contractor Performing Outside US	0	0
WOMAN-OWNED SMALL BUSINESS	0	0
PREFERENCE PROGRAMS		
Directed to Sheltered Workshop	0	0
8 (a) Program	0	0
Combined LSA/SB Set-aside	0	0
Small Business Set-aside	0	0
Labor Surplus Area Set-aside	0	0
Tie Bid Preference	0	0
Buy Indian/Self Determination Act	0	0
No Preference Program or Not Listed	5	886
SUBJECT TO LABOR STATUTES		
Walsh Healy Act - Manufacturer	1	26
Walsh Healy Act - Dealer	0	0
Service Contract Act	1	77
Davis Bacon Act	0	0
Not Subject to Above Acts	3	783
PRODUCT OR SERVICE		
Supplies & Equipment	0	0
ADP Equipment, Purchase and Lease	0	0
Research & Development	0	0
Construction	0	0
Architect & Engineering	0	0
Real Property, Purchase & Lease, or Maintenance	0	0
ADP Services (includes Installation & Maintenance)	4	860
Other Services	1	26

FEDERAL PROCUREMENT DATA SYSTEM
JOHN F. KENNEDY CENTER
Actions Reported in Summary on SF281
Fiscal Year 1996 Through Fourth Quarter

PART I - PRIME CONTRACTS							
	PROCUREMENT METHODS	Number of Actions (a)	NET DOLLAR AMOUNTS (000)				Total Dollars (f)
			Small Business Concerns (b)	Large Business Concerns (c)	Domestic Outside U.S./ Foreign (d)	Other Entities (e)	
NEW AWARDS AND MODIFICATIONS	1. Tariff or Regulated Acquisitions	0					0
	2. Contracts for Foreign Government or International Organization	0					0
	3. Small Purchases	121	270	107	0	0	377
	4. Delivery Orders - GSA Schedules Only	2	0	0	0	0	0
	5. Delivery Orders - Other Federal Schedules	0	0	0	0	0	0
	6. Delivery Orders - All Other	1	0	0	0	9	9
	7. Other Procurement Methods	10	1	78	0	12	91
	8. TOTAL NEW AWARDS AND MODIFICATIONS	134	271	185	0	21	477
COMPETITION	9. Competed	72	194	135	0	0	329
	10. Not Competed	13	27	39	0	0	66
	11. Not Available for Competition	46	50	11	0	21	73
MODIFICATIONS	12. TOTAL MODIFICATIONS (Excluding Line 3)	16					96

PART II - SELECTED SOCIOECONOMIC STATISTICS (Includes both new awards and modifications)					
PREFERENCE PROGRAMS			TYPE OF CONTRACTOR		
CATEGORY	Number of Actions (a)	Total net Dollars (b)	CATEGORY	Number of Actions (a)	Total net Dollars (b)
13. Small Business - Small Purchase Set-Aside	0	0	18. Small Disadvantaged Business	17	73
14. Small Business Set-Aside	93	244	19. Woman-Owned Small Business	0	0
15. Labor Surplus Area Set-Aside	4	4	20. Sheltered Workshop	0	0
16. Combined Labor Surplus/ Small Business Set-Aside	0	0			
17. 8(a) Awards	0	0			

JOHN F. KENNEDY CENTER
Actions Reported Individually on SF279
Fiscal Year 1996 Through Fourth Quarter

	Actions	Dollars (000)
TOTAL	31	5,125
CICA APPLICABILITY		
Pre-CICA	0	0
CICA Awards	30	5,122
Small Purchases	1	3
Subject to Statute other than CICA	0	0
KIND OF CONTRACT ACTION		
Initial Letter Contract	1	40
Def. Contract Superseding Letter	0	0
New Definitive Contract	4	1,742
Small Purchase Procedure	1	3
Order Under IDC	0	0
Order Under BOA	0	0
Order /Mod Under GSA Schedule	1	26
Order/Mod Under VA or OPM Schedule	0	0
Modifications	24	3,314
Termination for Default	0	0
Termination for Convenience	0	0
SYNOPSIS OF PROCUREMENT PRIOR TO AWARD		
Synopsized Prior to Award	24	3,315
Not Synopsized Due to Urgency	1	40
Not Synopsized for Other Reason	6	1,770

FEDERAL PROCUREMENT DATA SYSTEM
JOHN F. KENNEDY CENTER
Actions Reported Individually on SF279
Fiscal Year 1996 Through Fourth Quarter

SOLICITATION PROCEDURE	Actions	Dollars (000)
Full and Open Competition - Sealed Bid	0	0
Full and Open Competition - Comp Proposal	6	1,374
Full and Open Competition - Combination	3	305
Architect Engineer	15	1,635
Basic Research	0	0
Multiple Award Schedule	1	26
Alternate Source/Reduced Cost	0	0
Alternate Source/Mobilization	0	0
Alternate Source/Eng R & D	0	0
Set-aside	0	0
Other than Full and Open Competition	5	1,782
FULL AND OPEN COMPETITION WITH ONLY ONE BIDDER/OFFERER	0	0
AUTHORITY FOR OTHER THAN FULL AND OPEN COMPETITION		
Only One Source	4	1,742
- Follow-on Contract	0	0
- Utilities (Regulated & Telecommunications)	1	1,606
Unusual & Compelling Urgency	1	40
Mobilization/Essential R&D	0	0
International Agreement	0	0
Authorized by Statute	0	0
Authorized Resale	0	0
National Security	0	0
Public Interest	0	0
EXTENT COMPETED		
Competed	27	3,383
Not Available for Competition	1	1,606
Follow-on to Competed Action	0	0
Not Competed	3	136
TYPE OF CONTRACT		
Fixed Price	30	5,085
Cost Reimbursement	0	0
Time and Material	1	40
Labor Hour	0	0
TYPE OF CONTRACTOR		
Small Disadvantaged Business	0	0
Other Small Business	4	139
Large Business	27	4,986
Sheltered Workshops	0	0
Educational & Nonprofit	0	0
State & Local Government	0	0
Foreign Contractor	0	0
Domestic Contractor Performing Outside US	0	0
WOMAN-OWNED SMALL BUSINESS	0	0
PREFERENCE PROGRAMS		
Directed to Sheltered Workshop	0	0
8 (a) Program	0	0
Combined LSA/SB Set-aside	0	0
Small Business Set-aside	0	0
Labor Surplus Area Set-aside	0	0
Tie Bid Preference	0	0
Buy Indian/Self Determination Act	0	0
No Preference Program or Not Listed	31	5,125
SUBJECT TO LABOR STATUTES		
Walsh Healy Act - Manufacturer	1	26
Walsh Healy Act - Dealer	1	55
Service Contract Act	5	1,320
Davis Bacon Act	2	43
Not Subject to Above Acts	22	3,681
PRODUCT OR SERVICE		
Supplies & Equipment	3	84
ADP Equipment, Purchase and Lease	2	81
Research & Development	0	0
Construction	1	40
Architect & Engineering	19	1,994
Real Property, Purchase & Lease, or Maintenance	0	0
ADP Services (Includes Installation & Maintenance)	0	0
Other Services	6	2,926

FEDERAL PROCUREMENT DATA SYSTEM
MERIT SYSTEMS PROTECTION BOARD
Actions Reported in Summary on SF281
Fiscal Year 1996 Through Fourth Quarter

PART I - PRIME CONTRACTS						
PROCUREMENT METHODS	Number of Actions (a)	NET DOLLAR AMOUNTS (000)				
		Small Business Concerns (b)	Large Business Concerns (c)	Domestic Outside U.S./ Foreign (d)	Other Entities (e)	Total Dollars (f)
1. Tariff or Regulated Acquisitions	0					0
2. Contracts for Foreign Government or International Organization	0					0
NEW AWARDS AND MODIFICATIONS						
3. Small Purchases	2,120	748	503	0	4	1,255
4. Delivery Orders - GSA Schedules Only	404	28	426	3	0	457
5. Delivery Orders - Other Federal Schedules	5	10	10	0	0	20
6. Delivery Orders - All Other	1	0	7	0	0	7
7. Other Procurement Methods	57	2	3	0	-5	0
8. TOTAL NEW AWARDS AND MODIFICATIONS	2,587	788	949	3	-1	1,739
COMPETITION						
9. Competed	1,789	504	889	3	0	1,396
10. Not Competed	623	227	47	0	0	274
11. Not Available for Competition	175	57	13	0	-1	69
MODIFICATIONS						
12. TOTAL MODIFICATIONS (Excluding Line 3)	36					-86

PART II - SELECTED SOCIOECONOMIC STATISTICS (Includes both new awards and modifications)					
PREFERENCE PROGRAMS			TYPE OF CONTRACTOR		
CATEGORY	Number of Actions (a)	Total net Dollars (b)	CATEGORY	Number of Actions (a)	Total net Dollars (b)
13. Small Business - Small Purchase Set-Aside	0	0	18. Small Disadvantaged Business	8	42
14. Small Business Set-Aside	5	9	19. Woman-Owned Small Business	1,133	297
15. Labor Surplus Area Set-Aside	10	2	20. Sheltered Workshop	0	0
16. Combined Labor Surplus/ Small Business Set-Aside	1	2			
17. 8(a) Awards	8	2			

MERIT SYSTEMS PROTECTION BOARD
Actions Reported Individually on SF279
Fiscal Year 1996 Through Fourth Quarter

	Actions	Dollars (000)
TOTAL	4	317
CICA APPLICABILITY		
Pre-CICA	0	0
CICA Awards	3	286
Small Purchases	1	31
Subject to Statute other than CICA	0	0
KIND OF CONTRACT ACTION		
Initial Letter Contract	0	0
Def. Contract Superseding Letter	0	0
New Definitive Contract	0	0
Small Purchase Procedure	1	31
Order Under IDC	0	0
Order Under BOA	0	0
Order /Mod Under GSA Schedule	3	286
Order/Mod Under VA or OPM Schedule	0	0
Modifications	0	0
Termination for Default	0	0
Termination for Convenience	0	0
SYNOPSIS OF PROCUREMENT PRIOR TO AWARD		
Synopsized Prior to Award	4	317
Not Synopsized Due to Urgency	0	0
Not Synopsized for Other Reason	0	0

FEDERAL PROCUREMENT DATA SYSTEM
MERIT SYSTEMS PROTECTION BOARD
Actions Reported Individually on SF279
Fiscal Year 1996 Through Fourth Quarter

	Actions	Dollars (000)
SOLICITATION PROCEDURE		
Full and Open Competition - Sealed Bid	0	0
Full and Open Competition - Comp Proposal	0	0
Full and Open Competition - Combination	0	0
Architect Engineer	0	0
Basic Research	0	0
Multiple Award Schedule	3	286
Alternate Source/Reduced Cost	0	0
Alternate Source/Mobilization	0	0
Alternate Source/Eng R & D	0	0
Set-aside	0	0
Other than Full and Open Competition	0	0
FULL AND OPEN COMPETITION WITH ONLY ONE BIDDER/OFFERER		
AUTHORITY FOR OTHER THAN FULL AND OPEN COMPETITION		
Only One Source	0	0
- Follow-on Contract	0	0
- Utilities (Regulated & Telecommunications)	0	0
Unusual & Compelling Urgency	0	0
Mobilization/Essential R&D	0	0
International Agreement	0	0
Authorized by Statute	0	0
Authorized Resale	0	0
National Security	0	0
Public Interest	0	0
EXTENT COMPETED		
Competed	4	317
Not Available for Competition	0	0
Follow-on to Completed Action	0	0
Not Competed	0	0
TYPE OF CONTRACT		
Fixed Price	4	317
Cost Reimbursement	0	0
Time and Material	0	0
Labor Hour	0	0
TYPE OF CONTRACTOR		
Small Disadvantaged Business	0	0
Other Small Business	1	31
Large Business	3	286
Sheltered Workshops	0	0
Educational & Nonprofit	0	0
State & Local Government	0	0
Foreign Contractor	0	0
Domestic Contractor Performing Outside US	0	0
WOMAN-OWNED SMALL BUSINESS		
	1	31
PREFERENCE PROGRAMS		
Directed to Sheltered Workshop	0	0
8 (a) Program	0	0
Combined LSA/SB Set-aside	0	0
Small Business Set-aside	1	31
Labor Surplus Area Set-aside	0	0
Tie Bid Preference	0	0
Buy Indian/Self Determination Act	0	0
No Preference Program or Not Listed	3	286
SUBJECT TO LABOR STATUTES		
Wash Healy Act - Manufacturer	2	259
Wash Healy Act - Dealer	2	58
Service Contract Act	0	0
Davis Bacon Act	0	0
Not Subject to Above Acts	0	0
PRODUCT OR SERVICE		
Supplies & Equipment	1	228
ADP Equipment, Purchase and Lease	2	58
Research & Development	0	0
Construction	0	0
Architect & Engineering	0	0
Real Property, Purchase & Lease, or Maintenance	0	0
ADP Services (includes Installation & Maintenance)	0	0
Other Services	1	31

FEDERAL PROCUREMENT DATA SYSTEM
NATIONAL AERONAUTICS AND SPACE ADMINISTRATION
Actions Reported in Summary on SF281
Fiscal Year 1996 Through Fourth Quarter

PART I - PRIME CONTRACTS						
PROCUREMENT METHODS	Number of Actions (a)	NET DOLLAR AMOUNTS (000)				
		Small Business Concerns (b)	Large Business Concerns (c)	Domestic Outside U.S./ Foreign (d)	Other Entities (e)	Total Dollars (f)
1. Tariff or Regulated Acquisitions	0					0
2. Contracts for Foreign Government or International Organization	0					0
NEW AWARDS AND MODIFICATIONS						
3. Small Purchases	37,364	84,045	75,260	-284	5,571	164,592
4. Delivery Orders - GSA Schedules Only	3,076	7,385	9,503	0	0	16,888
5. Delivery Orders - Other Federal Schedules	0	0	0	0	0	0
6. Delivery Orders - All Other	0	0	0	0	0	0
7. Other Procurement Methods	853	7,066	0	0	0	7,066
8. TOTAL NEW AWARDS AND MODIFICATIONS	41,293	98,496	84,763	-284	5,571	188,546
COMPETITION						
9. Competed	12,751	45,727	54,908	-450	1,325	101,510
10. Not Competed	5,521	29,459	25,773	130	3,332	58,694
11. Not Available for Competition	23,021	23,310	4,082	36	914	28,342
MODIFICATIONS						
12. TOTAL MODIFICATIONS (Excluding Line 3)	0					0

PART II - SELECTED SOCIOECONOMIC STATISTICS (Includes both new awards and modifications)					
PREFERENCE PROGRAMS			TYPE OF CONTRACTOR		
CATEGORY	Number of Actions (a)	Total net Dollars (b)	CATEGORY	Number of Actions (a)	Total net Dollars (b)
13. Small Business - Small Purchase Set-Aside	0	0	18. Small Disadvantaged Business	897	7,314
14. Small Business Set-Aside	8,663	46,216	19. Woman-Owned Small Business	1,120	3,115
15. Labor Surplus Area Set-Aside	0	0	20. Sheltered Workshop	0	0
16. Combined Labor Surplus/ Small Business Set-Aside	0	0			
17. 8(a) Awards	853	7,066			

NATIONAL AERONAUTICS AND SPACE ADMINISTRATION
Actions Reported Individually on SF279
Fiscal Year 1996 Through Fourth Quarter

	Actions	Dollars (000)
TOTAL	17,149	11,303,502
CICA APPLICABILITY		
Pre-CICA	305	1,132,749
CICA Awards	11,046	10,151,524
Small Purchases	509	18,229
Subject to Statute other than CICA	0	0
KIND OF CONTRACT ACTION		
Initial Letter Contract	8	11,120
Def. Contract Superseding Letter	0	0
New Definitive Contract	1,352	500,934
Small Purchase Procedure	466	19,050
Order Under IDC	879	97,450
Order Under BOA	10	1,715
Order /Mod Under GSA Schedule	493	23,481
Order/Mod Under VA or OPM Schedule	0	0
Modifications	8,648	10,650,097
Termination for Default	0	0
Termination for Convenience	4	-345
SYNOPSIS OF PROCUREMENT PRIOR TO AWARD		
Synopsized Prior to Award	9,175	10,179,343
Not Synopsized Due to Urgency	68	4,227
Not Synopsized for Other Reason	2,617	1,119,932

FEDERAL PROCUREMENT DATA SYSTEM
NATIONAL AERONAUTICS AND SPACE ADMINISTRATION
 Actions Reported Individually on SF279
 Fiscal Year 1996 Through Fourth Quarter

	Actions	Dollars (000)
SOLICITATION PROCEDURE		
Full and Open Competition - Sealed Bid	740	105,945
Full and Open Competition - Comp Proposal	3,435	4,125,008
Full and Open Competition - Combination	10	1,336
Architect Engineer	243	38,488
Basic Research	702	172,473
Multiple Award Schedule	467	23,593
Alternate Source/Reduced Cost	56	119,373
Alternate Source/Mobilization	11	2,836
Alternate Source/Eng R & D	1	-8
Set-aside	2,658	551,075
Other than Full and Open Competition	2,723	5,011,405
FULL AND OPEN COMPETITION WITH ONLY ONE BIDDER/OFFERER	791	627,271
AUTHORITY FOR OTHER THAN FULL AND OPEN COMPETITION		
Only One Source	1,264	2,580,766
- Follow-on Contract	73	562,902
- Utilities (Regulated & Telecommunications)	178	32,459
Unusual & Compelling Urgency	133	44,815
Mobilization/Essential R&D	121	383,656
International Agreement	18	122,900
Authorized by Statute	1,101	278,654
Authorized Resale	0	0
National Security	44	28,445
Public Interest	42	1,572,169
EXTENT COMPETED		
Competed	8,825	6,391,984
Not Available for Competition	1,261	234,666
Follow-on to Competed Action	120	912,473
Not Competed	1,654	3,764,379
TYPE OF CONTRACT		
Fixed Price	6,772	1,371,401
Cost Reimbursement	4,939	9,888,284
Time and Material	142	42,838
Labor Hour	7	979
TYPE OF CONTRACTOR		
Small Disadvantaged Business	1,977	445,995
Other Small Business	3,755	597,159
Large Business	4,933	8,446,493
Sheltered Workshops	7	263
Educational & Nonprofit	533	1,526,045
State & Local Government	502	98,113
Foreign Contractor	111	185,103
Domestic Contractor Performing Outside US	42	4,331
WOMAN-OWNED SMALL BUSINESS	715	160,496
PREFERENCE PROGRAMS		
Directed to Sheltered Workshop	7	263
8 (a) Program	1,310	322,211
Combined LSA/SB Set-aside	55	17,687
Small Business Set-aside	2,492	413,197
Labor Surplus Area Set-aside	30	2,342
Tie Bid Preference	0	0
Buy Indian/Self Determination Act	0	0
No Preference Program or Not Listed	7,966	10,547,802
SUBJECT TO LABOR STATUTES		
Walsh Healy Act - Manufacturer	2,566	4,214,675
Walsh Healy Act - Dealer	1,049	592,392
Service Contract Act	1,649	2,439,329
Davis Bacon Act	847	319,475
Not Subject to Above Acts	5,749	3,737,631
PRODUCT OR SERVICE		
Supplies & Equipment	1,446	1,652,089
ADP Equipment, Purchase and Lease	1,617	208,923
Research & Development	4,188	3,885,998
Construction	1,022	376,522
Architect & Engineering	283	46,807
Real Property, Purchase & Lease, or Maintenance	28	10,193
ADP Services (includes Installation & Maintenance)	533	594,283
Other Services	2,743	4,528,687

FEDERAL PROCUREMENT DATA SYSTEM
NATIONAL ARCHIVES AND RECORDS ADMINISTRATION
 Actions Reported in Summary on SF281
 Fiscal Year 1996 Through Fourth Quarter

PART I - PRIME CONTRACTS							
	PROCUREMENT METHODS	Number of Actions (a)	NET DOLLAR AMOUNTS (000)				Total Dollars (f)
			Small Business Concerns (b)	Large Business Concerns (c)	Domestic Outside U.S./ Foreign (d)	Other Entities (e)	
NEW AWARDS AND MODIFICATIONS	1. Tariff or Regulated Acquisitions	50					9
	2. Contracts for Foreign Government or International Organization	0					0
	3. Small Purchases	2,325	1,266	449	1	44	1,760
	4. Delivery Orders - GSA Schedules Only	1,041	315	611	0	5	931
	5. Delivery Orders - Other Federal Schedules	25	1	9	0	0	10
	6. Delivery Orders - All Other	499	43	109	0	19	171
	7. Other Procurement Methods	443	50	39	0	46	135
	8. TOTAL NEW AWARDS AND MODIFICATIONS	4,383	1,675	1,217	1	114	3,016
COMPETITION	9. Competed	1,964	889	745	0	36	1,670
	10. Not Competed	688	314	233	1	15	563
	11. Not Available for Competition	1,731	472	239	0	63	783
MODIFICATIONS	12. TOTAL MODIFICATIONS (Excluding Line 3)	0					0

PART II - SELECTED SOCIOECONOMIC STATISTICS (Includes both new awards and modifications)					
PREFERENCE PROGRAMS			TYPE OF CONTRACTOR		
CATEGORY	Number of Actions (a)	Total net Dollars (b)	CATEGORY	Number of Actions (a)	Total net Dollars (b)
13. Small Business - Small Purchase Set-Aside	0	0	18. Small Disadvantaged Business	627	63
14. Small Business Set-Aside	600	579	19. Woman-Owned Small Business	27	44
15. Labor Surplus Area Set-Aside	7	12	20. Sheltered Workshop	3	25
16. Combined Labor Surplus/ Small Business Set-Aside	0	0			
17. 8(a) Awards	0	0			

NATIONAL ARCHIVES AND RECORDS ADMINISTRATION
 Actions Reported Individually on SF279
 Fiscal Year 1996 Through Fourth Quarter

	Actions	Dollars (000)
TOTAL	53	5,558
CICA APPLICABILITY		
Pre-CICA	0	0
CICA Awards	53	5,558
Small Purchases	0	0
Subject to Statute other than CICA	0	0
KIND OF CONTRACT ACTION		
Initial Letter Contract	0	0
Def. Contract Superseding Letter	0	0
New Definitive Contract	0	0
Small Purchase Procedure	0	0
Order Under IDC	41	4,828
Order Under BOA	0	0
Order /Mod Under GSA Schedule	4	169
Order/Mod Under VA or OPM Schedule	0	0
Modifications	8	561
Termination for Default	0	0
Termination for Convenience	0	0
SYNOPSIS OF PROCUREMENT PRIOR TO AWARD		
Synopsized Prior to Award	38	4,608
Not Synopsized Due to Urgency	0	0
Not Synopsized for Other Reason	15	950

FEDERAL PROCUREMENT DATA SYSTEM
NATIONAL ARCHIVES AND RECORDS ADMINISTRATION
 Actions Reported Individually on SF279
 Fiscal Year 1996 Through Fourth Quarter

	Actions	Dollars (000)
SOLICITATION PROCEDURE		
Full and Open Competition - Sealed Bid	0	0
Full and Open Competition - Comp Proposal	12	1,384
Full and Open Competition - Combination	0	0
Architect Engineer	0	0
Basic Research	0	0
Multiple Award Schedule	4	158
Alternate Source/Reduced Cost	0	0
Alternate Source/Mobilization	0	0
Alternate Source/Eng R & D	0	0
Set-aside	31	3,433
Other than Full and Open Competition	6	583
FULL AND OPEN COMPETITION WITH ONLY ONE BIDDER/OFFERER	0	0
AUTHORITY FOR OTHER THAN FULL AND OPEN COMPETITION		
Only One Source	5	305
- Follow-on Contract	0	0
- Utilities (Regulated & Telecommunications)	1	51
Unusual & Compelling Urgency	0	0
Mobilization/Essential R&D	0	0
International Agreement	0	0
Authorized by Statute	1	278
Authorized Resale	0	0
National Security	0	0
Public Interest	0	0
EXTENT COMPETED		
Competed	47	4,975
Not Available for Competition	1	278
Follow-on to Competed Action	0	0
Not Competed	5	305
TYPE OF CONTRACT		
Fixed Price	50	4,823
Cost Reimbursement	3	735
Time and Material	0	0
Labor Hour	0	0
TYPE OF CONTRACTOR		
Small Disadvantaged Business	4	416
Other Small Business	38	4,244
Large Business	8	702
Sheltered Workshops	0	0
Educational & Nonprofit	0	0
State & Local Government	3	196
Foreign Contractor	0	0
Domestic Contractor Performing Outside US	0	0
WOMAN-OWNED SMALL BUSINESS	13	1,828
PREFERENCE PROGRAMS		
Directed to Sheltered Workshop	0	0
8 (a) Program	1	278
Combined LSA/SB Set-aside	0	0
Small Business Set-aside	37	4,167
Labor Surplus Area Set-aside	0	0
Tie Bid Preference	0	0
Buy Indian/Self Determination Act	0	0
No Preference Program or Not Listed	15	1,113
SUBJECT TO LABOR STATUTES		
Walsh Healy Act - Manufacturer	3	90
Walsh Healy Act - Dealer	2	132
Service Contract Act	41	4,960
Davis Bacon Act	0	0
Not Subject to Above Acts	7	376
PRODUCT OR SERVICE		
Supplies & Equipment	8	233
ADP Equipment, Purchase and Lease	3	168
Research & Development	0	0
Construction	5	676
Architect & Engineering	0	0
Real Property, Purchase & Lease, or Maintenance	0	0
ADP Services (Includes Installation & Maintenance)	1	175
Other Services	38	4,308

FEDERAL PROCUREMENT DATA SYSTEM
NATIONAL CAPITAL PLANNING COMMISSION
Actions Reported in Summary on SF281
Fiscal Year 1996 Through Fourth Quarter

PART I - PRIME CONTRACTS							
	PROCUREMENT METHODS	Number of Actions (a)	NET DOLLAR AMOUNTS (000)				Total Dollars (f)
			Small Business Concerns (b)	Large Business Concerns (c)	Domestic Outside U.S./ Foreign (d)	Other Entities (e)	
NEW AWARDS AND MODIFICATIONS	1. Tariff or Regulated Acquisitions	0					0
	2. Contracts for Foreign Government or International Organization	0					0
	3. Small Purchases	134	131	269	0	0	400
	4. Delivery Orders - GSA Schedules Only	31	12	76	0	0	88
	5. Delivery Orders - Other Federal Schedules	0	0	0	0	0	0
	6. Delivery Orders - All Other	0	0	0	0	0	0
	7. Other Procurement Methods	0	0	0	0	0	0
	8. TOTAL NEW AWARDS AND MODIFICATIONS	165	143	345	0	0	488
COMPETITION	9. Competed	165	143	345	0	0	488
	10. Not Competed	0	0	0	0	0	0
	11. Not Available for Competition	0	0	0	0	0	0
MODIFICATIONS	12. TOTAL MODIFICATIONS (Excluding Line 3)	0					0

PART II - SELECTED SOCIOECONOMIC STATISTICS (Includes both new awards and modifications)					
PREFERENCE PROGRAMS			TYPE OF CONTRACTOR		
CATEGORY	Number of Actions (a)	Total net Dollars (b)	CATEGORY	Number of Actions (a)	Total net Dollars (b)
13. Small Business - Small Purchase Set-Aside	0	0	18. Small Disadvantaged Business	1	25
14. Small Business Set-Aside	0	0	19. Woman-Owned Small Business	2	9
15. Labor Surplus Area Set-Aside	0	0	20. Sheltered Workshop	0	0
16. Combined Labor Surplus/ Small Business Set-Aside	0	0			
17. 8(a) Awards	0	0			

NATIONAL CAPITAL PLANNING COMMISSION
Actions Reported Individually on SF279
Fiscal Year 1996 Through Fourth Quarter

	Actions	Dollars (000)
TOTAL	1	80
CICA APPLICABILITY		
Pre-CICA	0	0
CICA Awards	1	80
Small Purchases	0	0
Subject to Statute other than CICA	0	0
KIND OF CONTRACT ACTION		
Initial Letter Contract	0	0
Def. Contract Superseding Letter	0	0
New Definitive Contract	0	0
Small Purchase Procedure	0	0
Order Under IDC	1	80
Order Under BOA	0	0
Order /Mod Under GSA Schedule	0	0
Order/Mod Under VA or OPM Schedule	0	0
Modifications	0	0
Termination for Default	0	0
Termination for Convenience	0	0
SYNOPSIS OF PROCUREMENT PRIOR TO AWARD		
Synopsized Prior to Award	0	0
Not Synopsized Due to Urgency	0	0
Not Synopsized for Other Reason	1	80

FEDERAL PROCUREMENT DATA SYSTEM
NATIONAL CAPITAL PLANNING COMMISSION
 Actions Reported Individually on SF279
 Fiscal Year 1996 Through Fourth Quarter

	Actions	Dollars (000)
SOLICITATION PROCEDURE		
Full and Open Competition - Sealed Bid	0	0
Full and Open Competition - Comp Proposal	1	80
Full and Open Competition - Combination	0	0
Architect Engineer	0	0
Basic Research	0	0
Multiple Award Schedule	0	0
Alternate Source/Reduced Cost	0	0
Alternate Source/Mobilization	0	0
Alternate Source/Eng R & D	0	0
Set-aside	0	0
Other than Full and Open Competition	0	0
FULL AND OPEN COMPETITION WITH ONLY ONE BIDDER/OFFERER	1	80
AUTHORITY FOR OTHER THAN FULL AND OPEN COMPETITION		
Only One Source	0	0
- Follow-on Contract	0	0
- Utilities (Regulated & Telecommunications)	0	0
Unusual & Compelling Urgency	0	0
Mobilization/Essential R&D	0	0
International Agreement	0	0
Authorized by Statute	0	0
Authorized Resale	0	0
National Security	0	0
Public Interest	0	0
EXTENT COMPETED		
Competed	1	80
Not Available for Competition	0	0
Follow-on to Competed Action	0	0
Not Competed	0	0
TYPE OF CONTRACT		
Fixed Price	1	80
Cost Reimbursement	0	0
Time and Material	0	0
Labor Hour	0	0
TYPE OF CONTRACTOR		
Small Disadvantaged Business	0	0
Other Small Business	0	0
Large Business	1	80
Sheltered Workshops	0	0
Educational & Nonprofit	0	0
State & Local Government	0	0
Foreign Contractor	0	0
Domestic Contractor Performing Outside US	0	0
WOMAN-OWNED SMALL BUSINESS	0	0
PREFERENCE PROGRAMS		
Directed to Sheltered Workshop	0	0
8 (e) Program	0	0
Combined LSA/SB Set-aside	0	0
Small Business Set-aside	0	0
Labor Surplus Area Set-aside	0	0
Tie Bid Preference	0	0
Buy Indian/Self Determination Act	0	0
No Preference Program or Not Listed	1	80
SUBJECT TO LABOR STATUTES		
Walsh Healy Act - Manufacturer	0	0
Walsh Healy Act - Dealer	0	0
Service Contract Act	0	0
Davis Bacon Act	0	0
Not Subject to Above Acts	1	80
PRODUCT OR SERVICE		
Supplies & Equipment	0	0
ADP Equipment, Purchase and Lease	0	0
Research & Development	0	0
Construction	0	0
Architect & Engineering	0	0
Real Property, Purchase & Lease, or Maintenance	0	0
ADP Services (includes Installation & Maintenance)	1	80
Other Services	0	0

FEDERAL PROCUREMENT DATA SYSTEM
NATIONAL FOUNDATION ON THE ARTS
Actions Reported in Summary on SF281
Fiscal Year 1996 Through Fourth Quarter

PART I - PRIME CONTRACTS							
	PROCUREMENT METHODS	Number of Actions (a)	NET DOLLAR AMOUNTS (000)				Total Dollars (f)
			Small Business Concerns (b)	Large Business Concerns (c)	Domestic Outside U.S./ Foreign (d)	Other Entities (e)	
NEW AWARDS AND MODIFICATIONS	1. Tariff or Regulated Acquisitions	0					0
	2. Contracts for Foreign Government or International Organization	0					0
	3. Small Purchases	208	410	43	0	1	454
	4. Delivery Orders - GSA Schedules Only	9	3	17	0	0	20
	5. Delivery Orders - Other Federal Schedules	0	0	0	0	0	0
	6. Delivery Orders - All Other	0	0	0	0	0	0
	7. Other Procurement Methods	0	0	0	0	0	0
	8. TOTAL NEW AWARDS AND MODIFICATIONS	217	413	60	0	1	474
COMPETITION	9. Competed	42	198	49	0	0	247
	10. Not Competed	0	0	0	0	0	0
	11. Not Available for Competition	175	215	11	0	1	227
MODIFICATIONS	12. TOTAL MODIFICATIONS (Excluding Line 3)	0					0

PART II - SELECTED SOCIOECONOMIC STATISTICS (Includes both new awards and modifications)					
PREFERENCE PROGRAMS			TYPE OF CONTRACTOR		
CATEGORY	Number of Actions (a)	Total net Dollars (b)	CATEGORY	Number of Actions (a)	Total net Dollars (b)
13. Small Business - Small Purchase Set-Aside	0	0	18. Small Disadvantaged Business	14	25
14. Small Business Set-Aside	11	152	19. Woman-Owned Small Business	20	47
15. Labor Surplus Area Set-Aside	0	0	20. Sheltered Workshop	0	0
16. Combined Labor Surplus/ Small Business Set-Aside	0	0			
17. 8(a) Awards	0	0			

NATIONAL FOUNDATION ON THE ARTS
Actions Reported Individually on SF279
Fiscal Year 1996 Through Fourth Quarter

	Actions	Dollars (000)
TOTAL	13	1,995
CICA APPLICABILITY		
Pre-CICA	0	0
CICA Awards	13	1,995
Small Purchases	0	0
Subject to Statute other than CICA	0	0
KIND OF CONTRACT ACTION		
Initial Letter Contract	0	0
Def. Contract Superseding Letter	0	0
New Definitive Contract	3	405
Small Purchase Procedure	0	0
Order Under IDC	3	940
Order Under BOA	0	0
Order /Mod Under GSA Schedule	4	265
Order/Mod Under VA or OPM Schedule	0	0
Modifications	3	385
Termination for Default	0	0
Termination for Convenience	0	0
SYNOPSIS OF PROCUREMENT PRIOR TO AWARD		
Synopsized Prior to Award	4	442
Not Synopsized Due to Urgency	0	0
Not Synopsized for Other Reason	9	1,553

FEDERAL PROCUREMENT DATA SYSTEM
NATIONAL FOUNDATION ON THE ARTS
 Actions Reported Individually on SF279
 Fiscal Year 1996 Through Fourth Quarter

	Actions	Dollars (000)
SOLICITATION PROCEDURE		
Full and Open Competition - Sealed Bid	0	0
Full and Open Competition - Comp Proposal	2	380
Full and Open Competition - Combination	0	0
Architect Engineer	0	0
Basic Research	0	0
Multiple Award Schedule	4	265
Alternate Source/Reduced Cost	0	0
Alternate Source/Mobilization	0	0
Alternate Source/Eng R & D	0	0
Set-aside	2	62
Other than Full and Open Competition	5	1,288
FULL AND OPEN COMPETITION WITH ONLY ONE BIDDER/OFFERER	1	38
AUTHORITY FOR OTHER THAN FULL AND OPEN COMPETITION		
Only One Source	0	0
- Follow-on Contract	0	0
- Utilities (Regulated & Telecommunications)	0	0
Unusual & Compelling Urgency	0	0
Mobilization/Essential R&D	0	0
International Agreement	0	0
Authorized by Statute	5	1,288
Authorized Resale	0	0
National Security	0	0
Public Interest	0	0
EXTENT COMPETED		
Competed	8	707
Not Available for Competition	5	1,288
Follow-on to Competed Action	0	0
Not Competed	0	0
TYPE OF CONTRACT		
Fixed Price	9	885
Cost Reimbursement	0	0
Time and Material	4	1,110
Labor Hour	0	0
TYPE OF CONTRACTOR		
Small Disadvantaged Business	5	1,288
Other Small Business	3	89
Large Business	5	618
Sheltered Workshops	0	0
Educational & Nonprofit	0	0
State & Local Government	0	0
Foreign Contractor	0	0
Domestic Contractor Performing Outside US	0	0
WOMAN-OWNED SMALL BUSINESS	0	0
PREFERENCE PROGRAMS		
Directed to Sheltered Workshop	0	0
8 (a) Program	5	1,288
Combined LSA/SB Set-aside	0	0
Small Business Set-aside	2	62
Labor Surplus Area Set-aside	0	0
Tie Bid Preference	0	0
Buy Indian/Self Determination Act	0	0
No Preference Program or Not Listed	6	645
SUBJECT TO LABOR STATUTES		
Walsh Healy Act - Manufacturer	7	1,348
Walsh Healy Act - Dealer	1	27
Service Contract Act	3	240
Davis Bacon Act	0	0
Not Subject to Above Acts	2	380
PRODUCT OR SERVICE		
Supplies & Equipment	0	0
ADP Equipment, Purchase and Lease	2	71
Research & Development	0	0
Construction	0	0
Architect & Engineering	0	0
Real Property, Purchase & Lease, or Maintenance	0	0
ADP Services (includes Installation & Maintenance)	8	1,366
Other Services	3	558

FEDERAL PROCUREMENT DATA SYSTEM
NATIONAL FOUNDATION ON THE HUMANITIES
 Actions Reported in Summary on SF281
 Fiscal Year 1996 Through Fourth Quarter

PART I - PRIME CONTRACTS							
	PROCUREMENT METHODS	Number of Actions (a)	NET DOLLAR AMOUNTS (000)				Total Dollars (f)
			Small Business Concerns (b)	Large Business Concerns (c)	Domestic Outside U.S./ Foreign (d)	Other Entities (e)	
NEW AWARDS AND MODIFICATIONS	1. Tariff or Regulated Acquisitions	0					0
	2. Contracts for Foreign Government or International Organization	0					0
	3. Small Purchases	695	675	164	0	85	924
	4. Delivery Orders - GSA Schedules Only	50	136	63	0	54	253
	5. Delivery Orders - Other Federal Schedules	0	0	0	0	0	0
	6. Delivery Orders - All Other	0	0	0	0	0	0
	7. Other Procurement Methods	0	0	0	0	0	0
	8. TOTAL NEW AWARDS AND MODIFICATIONS	745	811	227	0	139	1,177
COMPETITION	9. Competed	529	420	82	0	22	524
	10. Not Competed	149	360	135	0	50	545
	11. Not Available for Competition	67	31	10	0	67	108
MODIFICATIONS	12. TOTAL MODIFICATIONS (Excluding Line 3)	5					25

PART II - SELECTED SOCIOECONOMIC STATISTICS (Includes both new awards and modifications)					
PREFERENCE PROGRAMS			TYPE OF CONTRACTOR		
CATEGORY	Number of Actions (a)	Total net Dollars (b)	CATEGORY	Number of Actions (a)	Total net Dollars (b)
13. Small Business - Small Purchase Set-Aside	0	0	18. Small Disadvantaged Business	2	13
14. Small Business Set-Aside	621	790	19. Woman-Owned Small Business	264	197
15. Labor Surplus Area Set-Aside	0	0	20. Sheltered Workshop	0	0
16. Combined Labor Surplus/ Small Business Set-Aside	0	0			
17. 8(a) Awards	0	0			

NATIONAL FOUNDATION ON THE HUMANITIES
 Actions Reported Individually on SF279
 Fiscal Year 1996 Through Fourth Quarter

	Actions	Dollars (000)
TOTAL	8	540
CICA APPLICABILITY		
Pre-CICA	0	0
CICA Awards	7	510
Small Purchases	1	30
Subject to Statute other than CICA	0	0
KIND OF CONTRACT ACTION		
Initial Letter Contract	0	0
Def. Contract Superseding Letter	0	0
New Definitive Contract	1	32
Small Purchase Procedure	1	30
Order Under IDC	2	123
Order Under BOA	0	0
Order /Mod Under GSA Schedule	3	274
Order/Mod Under VA or OPM Schedule	0	0
Modifications	1	81
Termination for Default	0	0
Termination for Convenience	0	0
SYNOPSIS OF PROCUREMENT PRIOR TO AWARD		
Synopsized Prior to Award	2	113
Not Synopsized Due to Urgency	0	0
Not Synopsized for Other Reason	6	427

FEDERAL PROCUREMENT DATA SYSTEM
NATIONAL FOUNDATION ON THE HUMANITIES
 Actions Reported Individually on SF279
 Fiscal Year 1996 Through Fourth Quarter

	Actions	Dollars (000)
SOLICITATION PROCEDURE		
Full and Open Competition - Sealed Bid	0	0
Full and Open Competition - Comp Proposal	0	0
Full and Open Competition - Combination	0	0
Architect Engineer	0	0
Basic Research	0	0
Multiple Award Schedule	4	307
Alternate Source/Reduced Cost	0	0
Alternate Source/Mobilization	0	0
Alternate Source/Eng R & D	0	0
Set-aside	3	203
Other than Full and Open Competition	0	0
FULL AND OPEN COMPETITION WITH ONLY ONE BIDDER/OFFERER	2	65
AUTHORITY FOR OTHER THAN FULL AND OPEN COMPETITION		
Only One Source	0	0
- Follow-on Contract	0	0
- Utilities (Regulated & Telecommunications)	0	0
Unusual & Compelling Urgency	0	0
Mobilization/Essential R&D	0	0
International Agreement	0	0
Authorized by Statute	0	0
Authorized Resale	0	0
National Security	0	0
Public Interest	0	0
EXTENT COMPLETED		
Competed	8	540
Not Available for Competition	0	0
Follow-on to Completed Action	0	0
Not Completed	0	0
TYPE OF CONTRACT		
Fixed Price	8	540
Cost Reimbursement	0	0
Time and Material	0	0
Labor Hour	0	0
TYPE OF CONTRACTOR		
Small Disadvantaged Business	0	0
Other Small Business	5	312
Large Business	2	196
Sheltered Workshops	1	32
Educational & Nonprofit	0	0
State & Local Government	0	0
Foreign Contractor	0	0
Domestic Contractor Performing Outside US	0	0
WOMAN-OWNED SMALL BUSINESS	1	81
PREFERENCE PROGRAMS		
Directed to Sheltered Workshop	1	32
8 (a) Program	0	0
Combined LSA/SB Set-aside	0	0
Small Business Set-aside	2	111
Labor Surplus Area Set-aside	0	0
Tie Bid Preference	0	0
Buy Indian/Self Determination Act	0	0
No Preference Program or Not Listed	5	397
SUBJECT TO LABOR STATUTES		
Walsh Healy Act - Manufacturer	3	274
Walsh Healy Act - Dealer	1	90
Service Contract Act	4	176
Davis Bacon Act	0	0
Not Subject to Above Acts	0	0
PRODUCT OR SERVICE		
Supplies & Equipment	1	48
ADP Equipment, Purchase and Lease	3	318
Research & Development	0	0
Construction	0	0
Architect & Engineering	0	0
Real Property, Purchase & Lease, or Maintenance	0	0
ADP Services (includes Installation & Maintenance)	0	0
Other Services	4	176

**FEDERAL PROCUREMENT DATA SYSTEM
NATIONAL GALLERY OF ART
Actions Reported in Summary on SF281
Fiscal Year 1996 Through Fourth Quarter**

PART I - PRIME CONTRACTS							
	PROCUREMENT METHODS	Number of Actions (a)	NET DOLLAR AMOUNTS (000)				Total Dollars (f)
			Small Business Concerns (b)	Large Business Concerns (c)	Domestic Outside U.S./ Foreign (d)	Other Entities (e)	
NEW AWARDS AND MODIFICATIONS	1. Tariff or Regulated Acquisitions	0					0
	2. Contracts for Foreign Government or International Organization	0					0
	3. Small Purchases	2,712	2,685	186	495	0	3,366
	4. Delivery Orders - GSA Schedules Only	425	881	33	433	0	1,347
	5. Delivery Orders- Other Federal Schedules	0	0	0	0	0	0
	6. Delivery Orders - All Other	0	0	0	0	0	0
	7. Other Procurement Methods	14	0	0	0	0	0
	8. TOTAL NEW AWARDS AND MODIFICATIONS	3,151	3,566	219	928	0	4,713
COMPETITION	9. Competed	1,283	1,542	74	252	0	1,868
	10. Not Competed	614	805	30	180	0	1,015
	11. Not Available for Competition	1,254	1,219	115	496	0	1,830
MODIFICATIONS	12. TOTAL MODIFICATIONS (Excluding Line 3)	0					0

PART II - SELECTED SOCIOECONOMIC STATISTICS (Includes both new awards and modifications)					
PREFERENCE PROGRAMS			TYPE OF CONTRACTOR		
CATEGORY	Number of Actions (a)	Total net Dollars (b)	CATEGORY	Number of Actions (a)	Total net Dollars (b)
13. Small Business - Small Purchase Set-Aside	0	0	18. Small Disadvantaged Business	0	0
14. Small Business Set-Aside	0	0	19. Woman-Owned Small Business	0	0
15. Labor Surplus Area Set-Aside	0	0	20. Sheltered Workshop	0	0
16. Combined Labor Surplus/ Small Business Set-Aside	0	0			
17. 8(a) Awards	0	0			

**NATIONAL GALLERY OF ART
Actions Reported Individually on SF279
Fiscal Year 1996 Through Fourth Quarter**

	Actions	Dollars (000)
TOTAL	15	7,856
CICA APPLICABILITY		
Pre-CICA	0	0
CICA Awards	15	7,856
Small Purchases	0	0
Subject to Statute other than CICA	0	0
KINDS OF CONTRACT ACTION		
Initial Letter Contract	0	0
Def. Contract Superseding Letter	0	0
New Definitive Contract	10	6,247
Small Purchase Procedure	0	0
Order Under IDC	0	0
Order Under BOA	0	0
Order /Mod Under GSA Schedule	0	0
Order/Mod Under VA or OPM Schedule	0	0
Modifications	5	1,609
Termination for Default	0	0
Termination for Convenience	0	0
SYNOPSIS OF PROCUREMENT PRIOR TO AWARD		
Synopsized Prior to Award	7	6,332
Not Synopsized Due to Urgency	0	0
Not Synopsized for Other Reason	8	1,524

FEDERAL PROCUREMENT DATA SYSTEM
NATIONAL GALLERY OF ART
Actions Reported Individually on SF279
Fiscal Year 1996 Through Fourth Quarter

	Actions	Dollars (000)
SOLICITATION PROCEDURE		
Full and Open Competition - Sealed Bid	9	1,586
Full and Open Competition - Comp Proposal	6	6,270
Full and Open Competition - Combination	0	0
Architect Engineer	0	0
Basic Research	0	0
Multiple Award Schedule	0	0
Alternate Source/Reduced Cost	0	0
Alternate Source/Mobilization	0	0
Alternate Source/Eng R & D	0	0
Set-aside	0	0
Other than Full and Open Competition	0	0
FULL AND OPEN COMPETITION WITH ONLY ONE BIDDER/OFFERER	1	88
AUTHORITY FOR OTHER THAN FULL AND OPEN COMPETITION		
Only One Source	0	0
- Follow-on Contract	0	0
- Utilities (Regulated & Telecommunications)	0	0
Unusual & Compelling Urgency	0	0
Mobilization/Essential R&D	0	0
International Agreement	0	0
Authorized by Statute	0	0
Authorized Resale	0	0
National Security	0	0
Public Interest	0	0
EXTENT COMPETED		
Competed	15	7,856
Not Available for Competition	0	0
Follow-on to Competed Action	0	0
Not Competed	0	0
TYPE OF CONTRACT		
Fixed Price	15	7,856
Cost Reimbursement	0	0
Time and Material	0	0
Labor Hour	0	0
TYPE OF CONTRACTOR		
Small Disadvantaged Business	0	0
Other Small Business	11	5,925
Large Business	4	1,931
Sheltered Workshops	0	0
Educational & Nonprofit	0	0
State & Local Government	0	0
Foreign Contractor	0	0
Domestic Contractor Performing Outside US	0	0
WOMAN-OWNED SMALL BUSINESS	1	116
PREFERENCE PROGRAMS		
Directed to Sheltered Workshop	0	0
8 (a) Program	0	0
Combined LSA/SB Set-aside	0	0
Small Business Set-aside	0	0
Labor Surplus Area Set-aside	0	0
Tie Bid Preference	0	0
Buy Indian/Self Determination Act	0	0
No Preference Program or Not Listed	15	7,856
SUBJECT TO LABOR STATUTES		
Walsh Healy Act - Manufacturer	1	116
Walsh Healy Act - Dealer	0	0
Service Contract Act	2	141
Davis Bacon Act	11	7,559
Not Subject to Above Acts	1	40
PRODUCT OR SERVICE		
Supplies & Equipment	1	116
ADP Equipment, Purchase and Lease	0	0
Research & Development	0	0
Construction	12	7,638
Architect & Engineering	0	0
Real Property, Purchase & Lease, or Maintenance	0	0
ADP Services (includes Installation & Maintenance)	0	0
Other Services	2	102

FEDERAL PROCUREMENT DATA SYSTEM
NATIONAL LABOR RELATIONS BOARD
Actions Reported in Summary on SF281
Fiscal Year 1996 Through Fourth Quarter

PART I - PRIME CONTRACTS							
	PROCUREMENT METHODS	Number of Actions (a)	NET DOLLAR AMOUNTS (000)				
			Small Business Concerns (b)	Large Business Concerns (c)	Domestic Outside U.S./ Foreign (d)	Other Entities (e)	Total Dollars (f)
NEW AWARDS AND MODIFICATIONS	1. Tariff or Regulated Acquisitions	0				0	
	2. Contracts for Foreign Government or International Organization	0				0	
	3. Small Purchases	546	593	271	0	0	864
	4. Delivery Orders - GSA Schedules Only	385	243	497	0	0	740
	5. Delivery Orders- Other Federal Schedules	0	0	0	0	0	0
	6. Delivery Orders - All Other	20	2	52	0	0	54
	7. Other Procurement Methods	30	348	0	0	0	348
	8. TOTAL NEW AWARDS AND MODIFICATIONS	981	1,186	820	0	0	2,006
COMPETITION	9. Competed	362	483	144	0	0	627
	10. Not Competed	184	109	127	0	0	236
	11. Not Available for Competition	435	594	549	0	0	1,143
MODIFICATIONS	12. TOTAL MODIFICATIONS (Excluding Line 3)	479					978

PART II - SELECTED SOCIOECONOMIC STATISTICS (Includes both new awards and modifications)					
PREFERENCE PROGRAMS			TYPE OF CONTRACTOR		
CATEGORY	Number of Actions (a)	Total net Dollars (b)	CATEGORY	Number of Actions (a)	Total net Dollars (b)
13. Small Business - Small Purchase Set-Aside	0	0	18. Small Disadvantaged Business	11	36
14. Small Business Set-Aside	0	0	19. Woman-Owned Small Business	35	284
15. Labor Surplus Area Set-Aside	0	0	20. Sheltered Workshop	0	0
16. Combined Labor Surplus/ Small Business Set-Aside	0	0			
17. 8(a) Awards	0	0			

NATIONAL LABOR RELATIONS BOARD
Actions Reported Individually on SF279
Fiscal Year 1996 Through Fourth Quarter

	Actions	Dollars (000)
TOTAL	60	5,148
CICA APPLICABILITY		
Pre-CICA	0	0
CICA Awards	53	4,879
Small Purchases	7	269
Subject to Statute other than CICA	0	0
KIND OF CONTRACT ACTION		
Initial Letter Contract	0	0
Def. Contract Superseding Letter	0	0
New Definitive Contract	2	158
Small Purchase Procedure	7	269
Order Under IDC	23	2,174
Order Under BOA	0	0
Order/Mod Under GSA Schedule	28	2,547
Order/Mod Under VA or OPM Schedule	0	0
Modifications	0	0
Termination for Default	0	0
Termination for Convenience	0	0
SYNOPSIS OF PROCUREMENT PRIOR TO AWARD		
Synopsized Prior to Award	23	941
Not Synopsized Due to Urgency	0	0
Not Synopsized for Other Reason	37	4,207

FEDERAL PROCUREMENT DATA SYSTEM
NATIONAL LABOR RELATIONS BOARD
Actions Reported Individually on SF279
Fiscal Year 1996 Through Fourth Quarter

	Actions	Dollars (\$00)
SOLICITATION PROCEDURE		
Full and Open Competition - Sealed Bid	19	708
Full and Open Competition - Comp Proposal	2	76
Full and Open Competition - Combination	0	0
Architect Engineer	0	0
Basic Research	0	0
Multiple Award Schedule	29	2,574
Alternate Source/Reduced Cost	0	0
Alternate Source/Mobilization	0	0
Alternate Source/Eng R & D	0	0
Set-aside	0	0
Other than Full and Open Competition	3	1,521
FULL AND OPEN COMPETITION WITH ONLY ONE BIDDER/OFFERER	1	48
AUTHORITY FOR OTHER THAN FULL AND OPEN COMPETITION		
Only One Source	1	130
- Follow-on Contract	0	0
- Utilities (Regulated & Telecommunications)	0	0
Unusual & Compelling Urgency	0	0
Mobilization/Essential R&D	0	0
International Agreement	0	0
Authorized by Statute	2	1,391
Authorized Resale	0	0
National Security	0	0
Public Interest	0	0
EXTENT COMPLETED		
Completed	52	3,449
Not Available for Competition	7	1,667
Follow-on to Completed Action	0	0
Not Completed	1	32
TYPE OF CONTRACT		
Fixed Price	58	3,757
Cost Reimbursement	2	1,391
Time and Material	0	0
Labor Hour	0	0
TYPE OF CONTRACTOR		
Small Disadvantaged Business	4	1,547
Other Small Business	27	1,155
Large Business	29	2,446
Sheltered Workshops	0	0
Educational & Nonprofit	0	0
State & Local Government	0	0
Foreign Contractor	0	0
Domestic Contractor Performing Outside US	0	0
WOMAN-OWNED SMALL BUSINESS	13	468
PREFERENCE PROGRAMS		
Directed to Sheltered Workshop	0	0
8 (a) Program	2	1,391
Combined LSA/SB Set-aside	0	0
Small Business Set-aside	25	1,032
Labor Surplus Area Set-aside	0	0
Tie Bid Preference	0	0
Buy Indian/Self Determination Act	0	0
No Preference Program or Not Listed	33	2,725
SUBJECT TO LABOR STATUTES		
Walsh Healy Act - Manufacturer	17	1,877
Walsh Healy Act - Dealer	10	645
Service Contract Act	20	733
Davis Bacon Act	0	0
Not Subject to Above Acts	13	1,893
PRODUCT OR SERVICE		
Supplies & Equipment	8	363
ADP Equipment, Purchase and Lease	19	2,122
Research & Development	0	0
Construction	1	41
Architect & Engineering	0	0
Real Property, Purchase & Lease, or Maintenance	0	0
ADP Services (includes Installation & Maintenance)	3	120
Other Services	29	2,502

**FEDERAL PROCUREMENT DATA SYSTEM
NATIONAL MEDIATION BOARD
Actions Reported in Summary on SF281
Fiscal Year 1996 Through Fourth Quarter**

PART I - PRIME CONTRACTS							
	PROCUREMENT METHODS	Number of Actions (e)	NET DOLLAR AMOUNTS (000)				Total Dollars (f)
			Small Business Concerns (b)	Large Business Concerns (c)	Domestic Outside U.S./ Foreign (d)	Other Entities (e)	
NEW AWARDS AND MODIFICATIONS	1. Tariff or Regulated Acquisitions	0					0
	2. Contracts for Foreign Government or International Organization	0					0
	3. Small Purchases	0	0	0	0	0	0
	4. Delivery Orders - GSA Schedules Only	46	32	106	0	0	138
	5. Delivery Orders- Other Federal Schedules	34	25	9	0	0	34
	6. Delivery Orders - All Other	79	93	109	0	0	202
	7. Other Procurement Methods	0	0	0	0	0	0
	8. TOTAL NEW AWARDS AND MODIFICATIONS	159	150	224	0	0	374
COMPETITION	9. Completed	57	81	132	0	0	213
	10. Not Completed	51	27	57	0	0	84
	11. Not Available for Competition	51	42	35	0	0	77
MODIFICATIONS	12. TOTAL MODIFICATIONS (Excluding Line 3)	56					170

PART II - SELECTED SOCIOECONOMIC STATISTICS (Includes both new awards and modifications)					
PREFERENCE PROGRAMS			TYPE OF CONTRACTOR		
CATEGORY	Number of Actions (a)	Total net Dollars (b)	CATEGORY	Number of Actions (a)	Total net Dollars (b)
13. Small Business - Small Purchase Set-Aside	0	0	18. Small Disadvantaged Business	0	0
14. Small Business Set-Aside	0	0	19. Woman-Owned Small Business	0	0
15. Labor Surplus Area Set-Aside	0	0	20. Sheltered Workshop	0	0
16. Combined Labor Surplus/ Small Business Set-Aside	0	0			
17. 8(a) Awards	0	0			

**NATIONAL MEDIATION BOARD
Actions Reported Individually on SF279
Fiscal Year 1996 Through Fourth Quarter**

	Actions	Dollars (000)
TOTAL	181	1,274
CICA APPLICABILITY		
Pre-CICA	0	0
CICA Awards	181	1,274
Small Purchases	0	0
Subject to Statute other than CICA	0	0
KIND OF CONTRACT ACTION		
Initial Letter Contract	0	0
Def. Contract Superseding Letter	0	0
New Definitive Contract	181	1,274
Small Purchase Procedure	0	0
Order Under IDC	0	0
Order Under BOA	0	0
Order /Mod Under GSA Schedule	0	0
Order/Mod Under VA or OPM Schedule	0	0
Modifications	0	0
Termination for Default	0	0
Termination for Convenience	0	0
SYNOPSIS OF PROCUREMENT PRIOR TO AWARD		
Synopsized Prior to Award	0	0
Not Synopsized Due to Urgency	0	0
Not Synopsized for Other Reason	181	1,274

FEDERAL PROCUREMENT DATA SYSTEM
NATIONAL MEDIATION BOARD
 Actions Reported Individually on SF279
 Fiscal Year 1996 Through Fourth Quarter

	Actions	Dollars (000)
SOLICITATION PROCEDURE		
Full and Open Competition - Sealed Bid	0	0
Full and Open Competition - Comp Proposal	0	0
Full and Open Competition - Combination	0	0
Architect Engineer	0	0
Basic Research	0	0
Multiple Award Schedule	0	0
Alternate Source/Reduced Cost	0	0
Alternate Source/Mobilization	0	0
Alternate Source/Eng R & D	0	0
Set-aside	0	0
Other than Full and Open Competition	181	1,274
FULL AND OPEN COMPETITION WITH ONLY ONE BIDDER/OFFERER	0	0
AUTHORITY FOR OTHER THAN FULL AND OPEN COMPETITION		
Only One Source	181	1,274
- Follow-on Contract	0	0
- Utilities (Regulated & Telecommunications)	0	0
Unusual & Compelling Urgency	0	0
Mobilization/Essential R&D	0	0
International Agreement	0	0
Authorized by Statute	0	0
Authorized Resale	0	0
National Security	0	0
Public Interest	0	0
EXTENT COMPETED		
Competed	181	1,274
Not Available for Competition	0	0
Follow-on to Competed Action	0	0
Not Competed	0	0
TYPE OF CONTRACT		
Fixed Price	1	10
Cost Reimbursement	0	0
Time and Material	0	0
Labor Hour	180	1,264
TYPE OF CONTRACTOR		
Small Disadvantaged Business	0	0
Other Small Business	181	1,274
Large Business	0	0
Sheltered Workshops	0	0
Educational & Nonprofit	0	0
State & Local Government	0	0
Foreign Contractor	0	0
Domestic Contractor Performing Outside US	0	0
WOMAN-OWNED SMALL BUSINESS	0	0
PREFERENCE PROGRAMS		
Directed to Sheltered Workshop	0	0
8 (a) Program	0	0
Combined LSA/SB Set-aside	0	0
Small Business Set-aside	0	0
Labor Surplus Area Set-aside	0	0
Tie Bid Preference	0	0
Buy Indian/Self Determination Act	0	0
No Preference Program or Not Listed	181	1,274
SUBJECT TO LABOR STATUTES		
Walsh Healy Act - Manufacturer	0	0
Walsh Healy Act - Dealer	0	0
Service Contract Act	0	0
Davis Bacon Act	0	0
Not Subject to Above Acts	181	1,274
PRODUCT OR SERVICE		
Supplies & Equipment	0	0
ADP Equipment, Purchase and Lease	0	0
Research & Development	0	0
Construction	0	0
Architect & Engineering	0	0
Real Property, Purchase & Lease, or Maintenance	0	0
ADP Services (includes Installation & Maintenance)	0	0
Other Services	181	1,274

**FEDERAL PROCUREMENT DATA SYSTEM
NATIONAL SCIENCE FOUNDATION
Actions Reported in Summary on SF281
Fiscal Year 1996 Through Fourth Quarter**

PART I - PRIME CONTRACTS							
	PROCUREMENT METHODS	Number of Actions (a)	NET DOLLAR AMOUNTS (000)				Total Dollars (f)
			Small Business Concerns (b)	Large Business Concerns (c)	Domestic Outside U.S./ Foreign (d)	Other Entities (e)	
NEW AWARDS AND MODIFICATIONS	1. Tariff or Regulated Acquisitions	0					0
	2. Contracts for Foreign Government or International Organization	0					0
	3. Small Purchases	834	2,454	339	0	60	2,853
	4. Delivery Orders - GSA Schedules Only	177	272	505	0	0	776
	5. Delivery Orders - Other Federal Schedules	50	124	12	0	0	136
	6. Delivery Orders - All Other	0	0	0	0	0	0
	7. Other Procurement Methods	5	0	0	0	13	13
	8. TOTAL NEW AWARDS AND MODIFICATIONS	1,066	2,850	856	0	73	3,778
COMPETITION	9. Competed	334	1,453	618	0	0	2,072
	10. Not Competed	295	1,075	147	0	64	1,284
	11. Not Available for Competition	401	343	169	0	9	521
MODIFICATIONS	12. TOTAL MODIFICATIONS (Excluding Line 3)	66					168

PART II - SELECTED SOCIOECONOMIC STATISTICS (Includes both new awards and modifications)					
PREFERENCE PROGRAMS			TYPE OF CONTRACTOR		
CATEGORY	Number of Actions (a)	Total net Dollars (b)	CATEGORY	Number of Actions (a)	Total net Dollars (b)
13. Small Business - Small Purchase Set-Aside	0	0	18. Small Disadvantaged Business	38	166
14. Small Business Set-Aside	138	507	19. Woman-Owned Small Business	122	354
15. Labor Surplus Area Set-Aside	0	0	20. Sheltered Workshop	2	2
16. Combined Labor Surplus/ Small Business Set-Aside	47	126			
17. 8(a) Awards	0	0			

**NATIONAL SCIENCE FOUNDATION
Actions Reported Individually on SF279
Fiscal Year 1996 Through Fourth Quarter**

	Actions	Dollars (000)
TOTAL	130	123,249
CICA APPLICABILITY		
Pre-CICA	0	0
CICA Awards	130	123,249
Small Purchases	0	0
Subject to Statute other than CICA	0	0
KIND OF CONTRACT ACTION		
Initial Letter Contract	1	69
Def. Contract Superseding Letter	0	0
New Definitive Contract	3	2,142
Small Purchase Procedure	0	0
Order Under IDC	30	1,636
Order Under BOA	0	0
Order /Mod Under GSA Schedule	7	383
Order/Mod Under VA or OPM Schedule	0	0
Modifications	89	119,019
Termination for Default	0	0
Termination for Convenience	0	0
SYNOPSIS OF PROCUREMENT PRIOR TO AWARD		
Synopsized Prior to Award	98	118,642
Not Synopsized Due to Urgency	0	0
Not Synopsized for Other Reason	32	4,607

FEDERAL PROCUREMENT DATA SYSTEM
NATIONAL SCIENCE FOUNDATION
 Actions Reported Individually on SF279
 Fiscal Year 1996 Through Fourth Quarter

	Actions	Dollars (000)
SOBICITATION PROCEDURE		
Full and Open Competition - Sealed Bid	0	0
Full and Open Competition - Comp Proposal	51	89,056
Full and Open Competition - Combination	0	0
Architect Engineer	0	0
Basic Research	0	0
Multiple Award Schedule	7	363
Alternate Source/Reduced Cost	0	0
Alternate Source/Mobilization	0	0
Alternate Source/Eng R & D	0	0
Set-aside	43	2,352
Other than Full and Open Competition	29	31,458
FULL AND OPEN COMPETITION WITH ONLY ONE BIDDER/OFFERER	5	1,605
AUTHORITY FOR OTHER THAN FULL AND OPEN COMPETITION		
Only One Source	9	28,725
- Follow-on Contract	0	0
- Utilities (Regulated & Telecommunications)	0	0
Unusual & Compelling Urgency	0	0
Mobilization/Essential R&D	0	0
International Agreement	0	0
Authorized by Statute	20	2,733
Authorized Resale	0	0
National Security	0	0
Public Interest	0	0
EXTENT COMPLETED		
Completed	108	92,376
Not Available for Competition	12	2,048
Follow-on to Completed Action	0	0
Not Completed	10	28,825
TYPE OF CONTRACT		
Fixed Price	16	765
Cost Reimbursement	85	120,033
Time and Material	29	2,451
Labor Hour	0	0
TYPE OF CONTRACTOR		
Small Disadvantaged Business	63	5,042
Other Small Business	7	1,037
Large Business	44	7,405
Sheltered Workshops	0	0
Educational & Nonprofit	8	30,419
State & Local Government	2	147
Foreign Contractor	1	69
Domestic Contractor Performing Outside US	5	79,130
WOMAN-OWNED SMALL BUSINESS	2	35
PREFERENCE PROGRAMS		
Directed to Sheltered Workshop	0	0
8 (a) Program	17	2,671
Combined LSA/SB Set-aside	0	0
Small Business Set-aside	41	1,676
Labor Surplus Area Set-aside	0	0
Tie Bid Preference	0	0
Buy Indian/Self Determination Act	0	0
No Preference Program or Not Listed	72	118,902
SUBJECT TO LABOR STATUTES		
Walsh Healy Act - Manufacturer	5	320
Walsh Healy Act - Dealer	6	2,237
Service Contract Act	49	3,759
Davis Bacon Act	1	100
Not Subject to Above Acts	69	116,833
PRODUCT OR SERVICE		
Supplies & Equipment	2	111
ADP Equipment, Purchase and Lease	5	253
Research & Development	10	107,106
Construction	0	0
Architect & Engineering	0	0
Real Property, Purchase & Lease, or Maintenance	0	0
ADP Services (includes Installation & Maintenance)	48	5,382
Other Services	65	10,397

FEDERAL PROCUREMENT DATA SYSTEM
NATIONAL TRANSPORTATION SAFETY BOARD
Actions Reported in Summary on SF281
Fiscal Year 1996 Through Fourth Quarter

PART I - PRIME CONTRACTS							
	PROCUREMENT METHODS	Number of Actions (a)	NET DOLLAR AMOUNTS (000)				Total Dollars (f)
			Small Business Concerns (b)	Large Business Concerns (c)	Domestic Outside U.S./ Foreign (d)	Other Entities (e)	
NEW AWARDS AND MODIFICATIONS	1. Tariff or Regulated Acquisitions	15					2
	2. Contracts for Foreign Government or International Organization	0					0
	3. Small Purchases	325	200	0	0	0	200
	4. Delivery Orders - GSA Schedules Only	375	140	100	0	0	240
	5. Delivery Orders - Other Federal Schedules	25	3	0	0	0	3
	6. Delivery Orders - All Other	0	0	0	0	0	0
	7. Other Procurement Methods	0	0	0	0	0	0
	8. TOTAL NEW AWARDS AND MODIFICATIONS	740	343	100	0	0	445
COMPETITION	9. Competed	700	335	100	0	0	435
	10. Not Competed	40	8	0	0	0	10
	11. Not Available for Competition	0	0	0	0	0	0
MODIFICATIONS	12. TOTAL MODIFICATIONS (Excluding Line 3)	0					0

PART II - SELECTED SOCIOECONOMIC STATISTICS (Includes both new awards and modifications)					
PREFERENCE PROGRAMS			TYPE OF CONTRACTOR		
CATEGORY	Number of Actions (a)	Total net Dollars (b)	CATEGORY	Number of Actions (a)	Total net Dollars (b)
13. Small Business - Small Purchase Set-Aside	0	0	18. Small Disadvantaged Business	0	0
14. Small Business Set-Aside	0	0	19. Woman-Owned Small Business	0	0
15. Labor Surplus Area Set-Aside	0	0	20. Sheltered Workshop	0	0
16. Combined Labor Surplus/ Small Business Set-Aside	0	0			
17. 8(a) Awards	0	0			

NATIONAL TRANSPORTATION SAFETY BOARD
Actions Reported Individually on SF279
Fiscal Year 1996 Through Fourth Quarter

	Actions	Dollars (000)
TOTAL	0	0
CICA APPLICABILITY		
Pre-CICA	0	0
CICA Awards	0	0
Small Purchases	0	0
Subject to Statute other than CICA	0	0
KIND OF CONTRACT ACTION		
Initial Letter Contract	0	0
Def. Contract Superseding Letter	0	0
New Definitive Contract	0	0
Small Purchase Procedure	0	0
Order Under IDC	0	0
Order Under BOA	0	0
Order /Mod Under GSA Schedule	0	0
Order/Mod Under VA or OPM Schedule	0	0
Modifications	0	0
Termination for Default	0	0
Termination for Convenience	0	0
SYNOPSIS OF PROCUREMENT PRIOR TO AWARD		
Synopsized Prior to Award	0	0
Not Synopsized Due to Urgency	0	0
Not Synopsized for Other Reason	0	0

FEDERAL PROCUREMENT DATA SYSTEM
NATIONAL TRANSPORTATION SAFETY BOARD
 Actions Reported Individually on SF279
 Fiscal Year 1996 Through Fourth Quarter

	Actions	Dollars (000)
SOLICITATION PROCEDURE		
Full and Open Competition - Sealed Bid	0	0
Full and Open Competition - Comp Proposal	0	0
Full and Open Competition - Combination	0	0
Architect Engineer	0	0
Basic Research	0	0
Multiple Award Schedule	0	0
Alternate Source/Reduced Cost	0	0
Alternate Source/Mobilization	0	0
Alternate Source/Eng R & D	0	0
Set-aside	0	0
Other than Full and Open Competition	0	0
FULL AND OPEN COMPETITION WITH ONLY ONE BIDDER/OFFERER		
AUTHORITY FOR OTHER THAN FULL AND OPEN COMPETITION		
Only One Source	0	0
- Follow-on Contract	0	0
- Utilities (Regulated & Telecommunications)	0	0
Unusual & Compelling Urgency	0	0
Mobilization/Essential R&D	0	0
International Agreement	0	0
Authorized by Statute	0	0
Authorized Resale	0	0
National Security	0	0
Public Interest	0	0
EXTENT COMPETED		
Competed	0	0
Not Available for Competition	0	0
Follow-on to Competed Action	0	0
Not Competed	0	0
TYPE OF CONTRACT		
Fixed Price	0	0
Cost Reimbursement	0	0
Time and Material	0	0
Labor Hour	0	0
TYPE OF CONTRACTOR		
Small Disadvantaged Business	0	0
Other Small Business	0	0
Large Business	0	0
Sheltered Workshops	0	0
Educational & Nonprofit	0	0
State & Local Government	0	0
Foreign Contractor	0	0
Domestic Contractor Performing Outside US	0	0
WOMAN-OWNED SMALL BUSINESS		
PREFERENCE PROGRAMS		
Directed to Sheltered Workshop	0	0
8 (a) Program	0	0
Combined LSA/SB Set-aside	0	0
Small Business Set-aside	0	0
Labor Surplus Area Set-aside	0	0
Tie Bid Preference	0	0
Buy Indian/Self Determination Act	0	0
No Preference Program or Not Listed	0	0
SUBJECT TO LABOR STATUTES		
Walsh Healy Act - Manufacturer	0	0
Walsh Healy Act - Dealer	0	0
Service Contract Act	0	0
Davis Bacon Act	0	0
Not Subject to Above Acts	0	0
PRODUCT OR SERVICE		
Supplies & Equipment	0	0
ADP Equipment, Purchase and Lease	0	0
Research & Development	0	0
Construction	0	0
Architect & Engineering	0	0
Real Property, Purchase & Lease, or Maintenance	0	0
ADP Services (includes Installation & Maintenance)	0	0
Other Services	0	0

FEDERAL PROCUREMENT DATA SYSTEM
NUCLEAR REGULATORY COMMISSION
 Actions Reported in Summary on SF281
 Fiscal Year 1996 Through Fourth Quarter

PART I - PRIME CONTRACTS						
PROCUREMENT METHODS	Number of Actions (a)	NET DOLLAR AMOUNTS (000)				Total Dollars (f)
		Small Business Concerns (b)	Large Business Concerns (c)	Domestic Outside U.S./ Foreign (d)	Other Entities (e)	
1. Tariff or Regulated Acquisitions	0					0
2. Contracts for Foreign Government or International Organization	0					0
NEW AWARDS AND MODIFICATIONS						
3. Small Purchases	1,895	2,228	1,636	0	670	4,534
4. Delivery Orders - GSA Schedules Only	211	459	658	0	-663	454
5. Delivery Orders - Other Federal Schedules	0	0	0	0	0	0
6. Delivery Orders - All Other	0	0	0	0	0	0
7. Other Procurement Methods	9	48	0	0	0	48
8. TOTAL NEW AWARDS AND MODIFICATIONS	2,115	2,735	2,294	0	7	5,036
COMPETITION						
9. Competed	305	1,039	511	0	12	1,562
10. Not Competed	389	1,262	1,549	0	664	3,473
11. Not Available for Competition	1,421	434	234	0	-669	1
MODIFICATIONS						
12. TOTAL MODIFICATIONS (Excluding Line 3)	0					0

PART II - SELECTED SOCIOECONOMIC STATISTICS (Includes both new awards and modifications)					
PREFERENCE PROGRAMS			TYPE OF CONTRACTOR		
CATEGORY	Number of Actions (a)	Total net Dollars (b)	CATEGORY	Number of Actions (a)	Total net Dollars (b)
13. Small Business - Small Purchase Set-Aside	0	0	18. Small Disadvantaged Business	15	27
14. Small Business Set-Aside	335	865	19. Woman-Owned Small Business	112	265
15. Labor Surplus Area Set-Aside	8	8	20. Sheltered Workshop	0	0
16. Combined Labor Surplus/ Small Business Set-Aside	0	0			
17. 8(a) Awards	9	48			

NUCLEAR REGULATORY COMMISSION
 Actions Reported Individually on SF279
 Fiscal Year 1996 Through Fourth Quarter

	Actions	Dollars (000)
TOTAL	896	84,225
CICA APPLICABILITY		
Pre-CICA	2	37
CICA Awards	675	82,824
Small Purchases	13	478
Subject to Statute other than CICA	1	621
KIND OF CONTRACT ACTION		
Initial Letter Contract	0	0
Def. Contract Superseding Letter	1	78
New Definitive Contract	67	20,149
Small Purchase Procedure	12	459
Order Under IDC	113	6,925
Order Under BOA	0	0
Order /Mod Under GSA Schedule	37	3,779
Order/Mod Under VA or OPM Schedule	0	0
Modifications	466	52,835
Termination for Default	0	0
Termination for Convenience	0	0
SYNOPSIS OF PROCUREMENT PRIOR TO AWARD		
Synopsized Prior to Award	480	57,734
Not Synopsized Due to Urgency	5	931
Not Synopsized for Other Reason	208	25,295

FEDERAL PROCUREMENT DATA SYSTEM
NUCLEAR REGULATORY COMMISSION
 Actions Reported Individually on SF279
 Fiscal Year 1996 Through Fourth Quarter

	Actions	Dollars (000)
SOLICITATION PROCEDURE		
Full and Open Competition - Sealed Bid	19	7,705
Full and Open Competition - Comp Proposal	357	33,206
Full and Open Competition - Combination	4	440
Architect Engineer	0	0
Basic Research	3	369
Multiple Award Schedule	31	2,692
Alternate Source/Reduced Cost	0	0
Alternate Source/Mobilization	0	0
Alternate Source/Eng R & D	0	0
Set-aside	61	12,338
Other than Full and Open Competition	200	26,076
FULL AND OPEN COMPETITION WITH ONLY ONE BIDDER/OFFERER	57	5,211
AUTHORITY FOR OTHER THAN FULL AND OPEN COMPETITION		
Only One Source	57	5,219
- Follow-on Contract	1	-4
- Utilities (Regulated & Telecommunications)	0	0
Unusual & Compelling Urgency	19	1,417
Mobilization/Essential R&D	1	50
International Agreement	0	0
Authorized by Statute	122	19,187
Authorized Resale	1	203
National Security	0	0
Public Interest	0	0
EXTENT COMPETED		
Competed	506	70,410
Not Available for Competition	126	8,279
Follow-on to Competed Action	0	0
Not Competed	59	5,271
TYPE OF CONTRACT		
Fixed Price	222	29,776
Cost Reimbursement	441	54,015
Time and Material	22	190
Labor Hour	6	-21
TYPE OF CONTRACTOR		
Small Disadvantaged Business	149	25,773
Other Small Business	228	15,780
Large Business	263	28,693
Sheltered Workshops	3	241
Educational & Nonprofit	20	10,968
State & Local Government	27	2,506
Foreign Contractor	1	-1
Domestic Contractor Performing Outside US	0	0
WOMAN-OWNED SMALL BUSINESS	39	8,990
PREFERENCE PROGRAMS		
Directed to Sheltered Workshop	1	-3
8 (a) Program	141	25,286
Combined LSA/SB Set-aside	0	0
Small Business Set-aside	70	7,931
Labor Surplus Area Set-aside	0	0
Tie Bid Preference	0	0
Buy Indian/Self Determination Act	0	0
No Preference Program or Not Listed	479	50,746
SUBJECT TO LABOR STATUTES		
Walsh Healy Act - Manufacturer	28	2,946
Walsh Healy Act - Dealer	17	5,712
Service Contract Act	123	28,985
Davis Bacon Act	5	5,365
Not Subject to Above Acts	518	40,952
PRODUCT OR SERVICE		
Supplies & Equipment	29	2,219
ADP Equipment, Purchase and Lease	32	9,544
Research & Development	75	5,494
Construction	9	5,837
Architect & Engineering	3	400
Real Property, Purchase & Lease, or Maintenance	0	0
ADP Services (includes Installation & Maintenance)	138	26,154
Other Services	410	34,577

FEDERAL PROCUREMENT DATA SYSTEM
OCCUPATIONAL SAFETY AND HEALTH REVIEW COMMISSION
 Actions Reported in Summary on SF281
 Fiscal Year 1996 Through Fourth Quarter

PART I - PRIME CONTRACTS						
PROCUREMENT METHODS	Number of Actions (a)	NET DOLLAR AMOUNTS (000)				
		Small Business Concerns (b)	Large Business Concerns (c)	Domestic Outside U.S./ Foreign (d)	Other Entities (e)	Total Dollars (f)
1. Tariff or Regulated Acquisitions	0					0
2. Contracts for Foreign Government or International Organization	0					0
NEW AWARDS AND MODIFICATIONS						
3. Small Purchases	218	192	69	0	0	261
4. Delivery Orders - GSA Schedules Only	128	31	169	0	0	200
5. Delivery Orders - Other Federal Schedules	3	0	14	0	0	14
6. Delivery Orders - All Other	0	0	0	0	0	0
7. Other Procurement Methods	26	0	0	0	76	76
8. TOTAL NEW AWARDS AND MODIFICATIONS	375	223	252	0	76	551
COMPETITION						
9. Competed	349	223	252	0	0	475
10. Not Competed	0	0	0	0	0	0
11. Not Available for Competition	26	0	0	0	76	76
MODIFICATIONS						
12. TOTAL MODIFICATIONS (Excluding Line 3)	55					25

PART II - SELECTED SOCIOECONOMIC STATISTICS (Includes both new awards and modifications)					
PREFERENCE PROGRAMS			TYPE OF CONTRACTOR		
CATEGORY	Number of Actions (a)	Total net Dollars (b)	CATEGORY	Number of Actions (a)	Total net Dollars (b)
13. Small Business - Small Purchase Set-Aside	0	0	18. Small Disadvantaged Business	0	0
14. Small Business Set-Aside	0	0	19. Woman-Owned Small Business	26	45
15. Labor Surplus Area Set-Aside	17	15	20. Sheltered Workshop	0	0
16. Combined Labor Surplus/ Small Business Set-Aside	0	0			
17. 8(a) Awards	0	0			

OCCUPATIONAL SAFETY AND HEALTH REVIEW COMMISSION
 Actions Reported Individually on SF279
 Fiscal Year 1996 Through Fourth Quarter

	Actions	Dollars (000)
TOTAL	0	0
CICA APPLICABILITY		
Pre-CICA	0	0
CICA Awards	0	0
Small Purchases	0	0
Subject to Statute other than CICA	0	0
KIND OF CONTRACT ACTION		
Initial Letter Contract	0	0
Def. Contract Superseding Letter	0	0
New Definitive Contract	0	0
Small Purchase Procedure	0	0
Order Under IDC	0	0
Order Under BOA	0	0
Order /Mod Under GSA Schedule	0	0
Order/Mod Under VA or OPM Schedule	0	0
Modifications	0	0
Termination for Default	0	0
Termination for Convenience	0	0
SYNOPSIS OF PROCUREMENT PRIOR TO AWARD		
Synopsized Prior to Award	0	0
Not Synopsized Due to Urgency	0	0
Not Synopsized for Other Reason	0	0

FEDERAL PROCUREMENT DATA SYSTEM
OCCUPATIONAL SAFETY AND HEALTH REVIEW COMMISSION
 Actions Reported Individually on SF279
 Fiscal Year 1996 Through Fourth Quarter

SOLICITATION PROCEDURE	Actions	Dollars (000)
Full and Open Competition - Sealed Bid	0	0
Full and Open Competition - Comp Proposal	0	0
Full and Open Competition - Combination	0	0
Architect Engineer	0	0
Basic Research	0	0
Multiple Award Schedule	0	0
Alternate Source/Reduced Cost	0	0
Alternate Source/Mobilization	0	0
Alternate Source/Eng R & D	0	0
Set-aside	0	0
Other than Full and Open Competition	0	0
FULL AND OPEN COMPETITION WITH ONLY ONE BIDDER/OFFERER	0	0
AUTHORITY FOR OTHER THAN FULL AND OPEN COMPETITION		
Only One Source	0	0
- Follow-on Contract	0	0
- Utilities (Regulated & Telecommunications)	0	0
Unusual & Compelling Urgency	0	0
Mobilization/Essential R&D	0	0
International Agreement	0	0
Authorized by Statute	0	0
Authorized Resale	0	0
National Security	0	0
Public Interest	0	0
EXTENT COMPETED		
Competed	0	0
Not Available for Competition	0	0
Follow-on to Competed Action	0	0
Not Competed	0	0
TYPE OF CONTRACT		
Fixed Price	0	0
Cost Reimbursement	0	0
Time and Material	0	0
Labor Hour	0	0
TYPE OF CONTRACTOR		
Small Disadvantaged Business	0	0
Other Small Business	0	0
Large Business	0	0
Sheltered Workshops	0	0
Educational & Nonprofit	0	0
State & Local Government	0	0
Foreign Contractor	0	0
Domestic Contractor Performing Outside US	0	0
WOMAN-OWNED SMALL BUSINESS	0	0
PREFERENCE PROGRAMS		
Directed to Sheltered Workshop	0	0
8 (a) Program	0	0
Combined LSA/SB Set-aside	0	0
Small Business Set-aside	0	0
Labor Surplus Area Set-aside	0	0
Tie Bid Preference	0	0
Buy Indian/Self Determination Act	0	0
No Preference Program or Not Listed	0	0
SUBJECT TO LABOR STATUTES		
Walsh Healy Act - Manufacturer	0	0
Walsh Healy Act - Dealer	0	0
Service Contract Act	0	0
Davis Bacon Act	0	0
Not Subject to Above Acts	0	0
PRODUCT OR SERVICE		
Supplies & Equipment	0	0
ADP Equipment, Purchase and Lease	0	0
Research & Development	0	0
Construction	0	0
Architect & Engineering	0	0
Real Property, Purchase & Lease, or Maintenance	0	0
ADP Services (includes Installation & Maintenance)	0	0
Other Services	0	0

**FEDERAL PROCUREMENT DATA SYSTEM
OFFICE OF PERSONNEL MANAGEMENT
Actions Reported in Summary on SF281
Fiscal Year 1996 Through Fourth Quarter**

PART I - PRIME CONTRACTS							
	PROCUREMENT METHODS	Number of Actions (a)	NET DOLLAR AMOUNTS (000)				Total Dollars (f)
			Small Business Concerns (b)	Large Business Concerns (c)	Domestic Outside U.S./ Foreign (d)	Other Entities (e)	
NEW AWARDS AND MODIFICATIONS	1. Tariff or Regulated Acquisitions	0					0
	2. Contracts for Foreign Government or International Organization	0					0
	3. Small Purchases	6,487	9,171	3,447	0	574	13,192
	4. Delivery Orders - GSA Schedules Only	2,891	1,383	3,158	2	2	4,545
	5. Delivery Orders - Other Federal Schedules	0	0	0	0	0	0
	6. Delivery Orders - All Other	0	0	0	0	0	0
	7. Other Procurement Methods	2	0	1	0	0	1
	8. TOTAL NEW AWARDS AND MODIFICATIONS	9,380	10,554	6,606	2	576	17,738
COMPETITION	9. Competed	2,268	5,111	4,204	0	263	9,678
	10. Not Competed	2,039	2,909	1,175	0	143	4,127
	11. Not Available for Competition	5,073	2,534	1,227	2	170	3,933
MODIFICATIONS	12. TOTAL MODIFICATIONS (Excluding Line 3)	0					0

PART II - SELECTED SOCIOECONOMIC STATISTICS (Includes both new awards and modifications)					
PREFERENCE PROGRAMS			TYPE OF CONTRACTOR		
CATEGORY	Number of Actions (a)	Total net Dollars (b)	CATEGORY	Number of Actions (a)	Total net Dollars (b)
13. Small Business - Small Purchase Set-Aside	0	0	18. Small Disadvantaged Business	197	445
14. Small Business Set-Aside	5,191	9,171	19. Woman-Owned Small Business	315	582
15. Labor Surplus Area Set-Aside	0	0	20. Sheltered Workshop	4	3
16. Combined Labor Surplus/ Small Business Set-Aside	0	0			
17. 8(a) Awards	0	0			

**OFFICE OF PERSONNEL MANAGEMENT
Actions Reported Individually on SF279
Fiscal Year 1996 Through Fourth Quarter**

	Actions	Dollars (000)
TOTAL	2,494	80,905
CICA APPLICABILITY		
Pre-CICA	0	0
CICA Awards	2,492	60,634
Small Purchases	0	0
Subject to Statute other than CICA	2	271
KIND OF CONTRACT ACTION		
Initial Letter Contract	0	0
Def. Contract Superseding Letter	0	0
New Definitive Contract	30	2,004
Small Purchase Procedure	0	0
Order Under IDC	2,394	53,730
Order Under BOA	0	0
Order /Mod Under GSA Schedule	70	5,171
Order/Mod Under VA or OPM Schedule	0	0
Modifications	0	0
Termination for Default	0	0
Termination for Convenience	0	0
SYNOPSIS OF PROCUREMENT PRIOR TO AWARD		
Synopsized Prior to Award	2,261	52,074
Not Synopsized Due to Urgency	16	299
Not Synopsized for Other Reason	217	8,532

FEDERAL PROCUREMENT DATA SYSTEM
OFFICE OF PERSONNEL MANAGEMENT
 Actions Reported Individually on SF279
 Fiscal Year 1996 Through Fourth Quarter

	Actions	Dollars (000)
SOLICITATION PROCEDURE		
Full and Open Competition - Sealed Bid	1	658
Full and Open Competition - Comp Proposal	2,249	49,346
Full and Open Competition - Combination	1	31
Architect Engineer	0	0
Basic Research	0	0
Multiple Award Schedule	77	6,311
Alternate Source/Reduced Cost	0	0
Alternate Source/Mobilization	0	0
Alternate Source/Eng R & D	0	0
Set-aside	104	3,043
Other than Full and Open Competition	60	1,245
FULL AND OPEN COMPETITION WITH ONLY ONE BIDDER/OFFERER	101	2,923
AUTHORITY FOR OTHER THAN FULL AND OPEN COMPETITION		
Only One Source	44	946
- Follow-on Contract	0	0
- Utilities (Regulated & Telecommunications)	37	42
Unusual & Compelling Urgency	16	299
Mobilization/Essential R&D	0	0
International Agreement	0	0
Authorized by Statute	0	0
Authorized Resale	0	0
National Security	0	0
Public Interest	0	0
EXTENT COMPETED		
Competed	2,446	59,600
Not Available for Competition	41	438
Follow-on to Competed Action	0	0
Not Competed	7	867
TYPE OF CONTRACT		
Fixed Price	2,479	59,884
Cost Reimbursement	14	211
Time and Material	0	0
Labor Hour	1	810
TYPE OF CONTRACTOR		
Small Disadvantaged Business	126	3,211
Other Small Business	914	19,053
Large Business	1,436	38,048
Sheltered Workshops	2	271
Educational & Nonprofit	15	294
State & Local Government	0	0
Foreign Contractor	1	28
Domestic Contractor Performing Outside US	0	0
WOMAN-OWNED SMALL BUSINESS	257	5,323
PREFERENCE PROGRAMS		
Directed to Sheltered Workshop	2	271
8 (a) Program	119	3,139
Combined LSA/SB Set-aside	18	169
Small Business Set-aside	6	711
Labor Surplus Area Set-aside	0	0
Tie Bid Preference	0	0
Buy Indian/Self Determination Act	0	0
No Preference Program or Not Listed	2,349	56,615
SUBJECT TO LABOR STATUTES		
Walsh Healy Act - Manufacturer	44	3,627
Walsh Healy Act - Dealer	26	1,556
Service Contract Act	273	18,204
Davis Bacon Act	1	34
Not Subject to Above Acts	2,150	37,484
PRODUCT OR SERVICE		
Supplies & Equipment	31	2,245
ADP Equipment, Purchase and Lease	59	4,048
Research & Development	0	0
Construction	0	0
Architect & Engineering	0	0
Real Property, Purchase & Lease, or Maintenance	0	0
ADP Services (includes Installation & Maintenance)	143	11,900
Other Services	2,261	42,712

FEDERAL PROCUREMENT DATA SYSTEM
PEACE CORPS
Actions Reported in Summary on SF281
Fiscal Year 1996 Through Fourth Quarter

PART I - PRIME CONTRACTS							
	PROCUREMENT METHODS	Number of Actions (a)	NET DOLLAR AMOUNTS (000)				Total Dollars (f)
			Small Business Concerns (b)	Large Business Concerns (c)	Domestic Outside U.S./ Foreign (d)	Other Entities (e)	
NEW AWARDS AND MODIFICATIONS	1. Tariff or Regulated Acquisitions	0					0
	2. Contracts for Foreign Government or International Organization	0					0
	3. Small Purchases	15,555	2,681	1,025	16,164	724	20,594
	4. Delivery Orders - GSA Schedules Only	119	115	188	0	31	334
	5. Delivery Orders - Other Federal Schedules	40	0	20	0	60	80
	6. Delivery Orders - All Other	87	8	107	0	44	159
	7. Other Procurement Methods	91	40	4	541	0	585
	8. TOTAL NEW AWARDS AND MODIFICATIONS	15,892	2,844	1,344	16,705	856	21,752
COMPETITION	9. Competed	2,322	1,544	401	7,638	12	9,595
	10. Not Competed	1,677	757	522	2,916	222	4,417
	11. Not Available for Competition	11,893	543	421	6,151	625	7,740
MODIFICATIONS	12. TOTAL MODIFICATIONS (Excluding Line 3)	61					145

PART II - SELECTED SOCIOECONOMIC STATISTICS (Includes both new awards and modifications)					
PREFERENCE PROGRAMS			TYPE OF CONTRACTOR		
CATEGORY	Number of Actions (a)	Total net Dollars (b)	CATEGORY	Number of Actions (a)	Total net Dollars (b)
13. Small Business - Small Purchase Set-Aside	0	0	18. Small Disadvantaged Business	40	49
14. Small Business Set-Aside	8	48	19. Woman-Owned Small Business	37	146
15. Labor Surplus Area Set-Aside	0	0	20. Sheltered Workshop	0	0
16. Combined Labor Surplus/ Small Business Set-Aside	0	0			
17. 8(a) Awards	0	0			

PEACE CORPS
Actions Reported Individually on SF279
Fiscal Year 1996 Through Fourth Quarter

	Actions	Dollars (000)
TOTAL	146	8,401
CICA APPLICABILITY		
Pre-CICA	1	58
CICA Awards	143	8,293
Small Purchases	2	50
Subject to Statute other than CICA	0	0
KIND OF CONTRACT ACTION		
Initial Letter Contract	0	0
Def. Contract Superseding Letter	0	0
New Definitive Contract	103	4,964
Small Purchase Procedure	2	50
Order Under IDC	0	0
Order Under BOA	0	0
Order /Mod Under GSA Schedule	3	258
Order/Mod Under VA or OPM Schedule	0	0
Modifications	38	3,129
Termination for Default	0	0
Termination for Convenience	0	0
SYNOPSIS OF PROCUREMENT PRIOR TO AWARD		
Synopsized Prior to Award	73	5,252
Not Synopsized Due to Urgency	1	90
Not Synopsized for Other Reason	72	3,059

FEDERAL PROCUREMENT DATA SYSTEM
PEACE CORPS
 Actions Reported Individually on SF279
 Fiscal Year 1996 Through Fourth Quarter

SOLICITATION PROCEDURE	Actions	Dollars (000)
Full and Open Competition - Sealed Bid	0	0
Full and Open Competition - Comp Proposal	54	4,460
Full and Open Competition - Combination	36	1,620
Architect Engineer	0	0
Basic Research	0	0
Multiple Award Schedule	5	490
Alternate Source/Reduced Cost	0	0
Alternate Source/Mobilization	0	0
Alternate Source/Eng R & D	0	0
Set-aside	3	64
Other than Full and Open Competition	45	1,659
FULL AND OPEN COMPETITION WITH ONLY ONE BIDDER/OFFERER	23	2,019
AUTHORITY FOR OTHER THAN FULL AND OPEN COMPETITION		
Only One Source	42	1,479
- Follow-on Contract	19	691
- Utilities (Regulated & Telecommunications)	0	0
Unusual & Compelling Urgency	1	90
Mobilization/Essential R&D	0	0
International Agreement	0	0
Authorized by Statute	2	90
Authorized Resale	0	0
National Security	0	0
Public Interest	0	0
EXTENT COMPETED		
Competed	102	6,773
Not Available for Competition	8	334
Follow-on to Competed Action	18	648
Not Competed	18	646
TYPE OF CONTRACT		
Fixed Price	129	5,434
Cost Reimbursement	14	2,660
Time and Material	1	75
Labor Hour	2	232
TYPE OF CONTRACTOR		
Small Disadvantaged Business	7	139
Other Small Business	21	1,044
Large Business	26	2,741
Sheltered Workshops	0	0
Educational & Nonprofit	3	148
State & Local Government	0	0
Foreign Contractor	66	3,369
Domestic Contractor Performing Outside US	23	960
WOMAN-OWNED SMALL BUSINESS	7	85
PREFERENCE PROGRAMS		
Directed to Sheltered Workshop	0	0
& (a) Program	2	90
Combined LSA/SB Set-aside	0	0
Small Business Set-aside	17	712
Labor Surplus Area Set-aside	0	0
Tie Bid Preference	0	0
Buy Indian/Self Determination Act	0	0
No Preference Program or Not Listed	127	7,599
SUBJECT TO LABOR STATUTES		
Walsh Healy Act - Manufacturer	3	258
Walsh Healy Act - Dealer	0	0
Service Contract Act	10	523
Davis Bacon Act	0	0
Not Subject to Above Acts	133	7,620
PRODUCT OR SERVICE		
Supplies & Equipment	12	532
ADP Equipment, Purchase and Lease	5	348
Research & Development	2	74
Construction	2	77
Architect & Engineering	0	0
Real Property, Purchase & Lease, or Maintenance	34	1,547
ADP Services (includes Installation & Maintenance)	3	237
Other Services	88	5,586

FEDERAL PROCUREMENT DATA SYSTEM
RAILROAD RETIREMENT BOARD
 Actions Reported in Summary on SF281
 Fiscal Year 1996 Through Fourth Quarter

PART I - PRIME CONTRACTS						
PROCUREMENT METHODS	Number of Actions (a)	NET DOLLAR AMOUNTS (000)				
		Small Business Concerns (b)	Large Business Concerns (c)	Domestic Outside U.S./ Foreign (d)	Other Entities (e)	Total Dollars (f)
NEW AWARDS AND MODIFICATIONS	1. Tariff or Regulated Acquisitions	0				0
	2. Contracts for Foreign Government or International Organization	0				0
	3. Small Purchases	2,947	1,387	1,078	0	17
	4. Delivery Orders - GSA Schedules Only	245	179	333	0	0
	5. Delivery Orders- Other Federal Schedules	13	39	1	0	0
	6. Delivery Orders - All Other	0	0	0	0	0
	7. Other Procurement Methods	1	0	24	0	0
	8. TOTAL NEW AWARDS AND MODIFICATIONS	3,206	1,605	1,436	0	17
COMPETITION	9. Competed	518	787	696	0	0
	10. Not Competed	116	203	444	0	0
	11. Not Available for Competition	2,572	615	296	0	17
MODIFICATIONS	12. TOTAL MODIFICATIONS (Excluding Line 3)	0				0

PART II - SELECTED SOCIOECONOMIC STATISTICS (Includes both new awards and modifications)					
PREFERENCE PROGRAMS			TYPE OF CONTRACTOR		
CATEGORY	Number of Actions (a)	Total net Dollars (b)	CATEGORY	Number of Actions (a)	Total net Dollars (b)
13. Small Business - Small Purchase Set-Aside	0	0	18. Small Disadvantaged Business	0	0
14. Small Business Set-Aside	0	0	19. Woman-Owned Small Business	0	0
15. Labor Surplus Area Set-Aside	0	0	20. Sheltered Workshop	0	0
16. Combined Labor Surplus/ Small Business Set-Aside	0	0			
17. 8(a) Awards	0	0			

RAILROAD RETIREMENT BOARD
 Actions Reported Individually on SF279
 Fiscal Year 1996 Through Fourth Quarter

	Actions	Dollars (000)
TOTAL	62	6,313
CICA APPLICABILITY		
Pre-CICA	0	0
CICA Awards	62	6,313
Small Purchases	0	0
Subject to Statute other than CICA	0	0
KIND OF CONTRACT ACTION		
Initial Letter Contract	1	26
Def. Contract Superseding Letter	0	0
New Definitive Contract	6	489
Small Purchase Procedure	0	0
Order Under IDC	5	618
Order Under BOA	0	0
Order /Mod Under GSA Schedule	20	1,743
Order/Mod Under VA or OPM Schedule	0	0
Modifications	30	3,437
Termination for Default	0	0
Termination for Convenience	0	0
SYNOPSIS OF PROCUREMENT PRIOR TO AWARD		
Synopsized Prior to Award	57	6,159
Not Synopsized Due to Urgency	0	0
Not Synopsized for Other Reason	5	154

FEDERAL PROCUREMENT DATA SYSTEM
RAILROAD RETIREMENT BOARD
 Actions Reported Individually on SF279
 Fiscal Year 1996 Through Fourth Quarter

SOLICITATION PROCEDURE	Actions	Dollars (000)
Full and Open Competition - Sealed Bid	8	444
Full and Open Competition - Comp Proposal	26	3,316
Full and Open Competition - Combination	0	0
Architect Engineer	0	0
Basic Research	0	0
Multiple Award Schedule	20	1,743
Alternate Source/Reduced Cost	0	0
Alternate Source/Mobilization	0	0
Alternate Source/Eng R & D	0	0
Set-aside	0	0
Other than Full and Open Competition	8	810
FULL AND OPEN COMPETITION WITH ONLY ONE BIDDER/OFFERER	1	26
AUTHORITY FOR OTHER THAN FULL AND OPEN COMPETITION		
Only One Source	7	784
- Follow-on Contract	0	0
- Utilities (Regulated & Telecommunications)	4	572
Unusual & Compelling Urgency	1	26
Mobilization/Essential R&D	0	0
International Agreement	0	0
Authorized by Statute	0	0
Authorized Resale	0	0
National Security	0	0
Public Interest	0	0
EXTENT COMPETED		
Competed	54	5,503
Not Available for Competition	4	572
Follow-on to Competed Action	0	0
Not Competed	4	238
TYPE OF CONTRACT		
Fixed Price	62	6,313
Cost Reimbursement	0	0
Time and Material	0	0
Labor Hour	0	0
TYPE OF CONTRACTOR		
Small Disadvantaged Business	0	0
Other Small Business	23	3,180
Large Business	39	3,133
Sheltered Workshops	0	0
Educational & Nonprofit	0	0
State & Local Government	0	0
Foreign Contractor	0	0
Domestic Contractor Performing Outside US	0	0
WOMAN-OWNED SMALL BUSINESS	0	0
PREFERENCE PROGRAMS		
Directed to Sheltered Workshop	0	0
8 (a) Program	0	0
Combined LSA/SB Set-aside	0	0
Small Business Set-aside	12	622
Labor Surplus Area Set-aside	0	0
Tie Bid Preference	0	0
Buy Indian/Self Determination Act	0	0
No Preference Program or Not Listed	50	5,691
SUBJECT TO LABOR STATUTES		
Walsh Healy Act - Manufacturer	15	1,090
Walsh Healy Act - Dealer	7	684
Service Contract Act	19	1,022
Davis Bacon Act	0	0
Not Subject to Above Acts	21	3,517
PRODUCT OR SERVICE		
Supplies & Equipment	3	80
ADP Equipment, Purchase and Lease	14	1,199
Research & Development	0	0
Construction	0	0
Architect & Engineering	0	0
Real Property, Purchase & Lease, or Maintenance	0	0
ADP Services (includes Installation & Maintenance)	15	1,067
Other Services	30	3,967

FEDERAL PROCUREMENT DATA SYSTEM
SECURITIES AND EXCHANGE COMMISSION
 Actions Reported in Summary on SF281
 Fiscal Year 1996 Through Fourth Quarter

PART I - PRIME CONTRACTS						
	PROCUREMENT METHODS	Number of Actions (a)	NET DOLLAR AMOUNTS (000)			
			Small Business Concerns (b)	Large Business Concerns (c)	Domestic Outside U.S./ Foreign (d)	Other Entities (e)
NEW AWARDS AND MODIFICATIONS	1. Tariff or Regulated Acquisitions	0				0
	2. Contracts for Foreign Government or International Organization	0				0
	3. Small Purchases	2,130	7,112	1,005	0	8,117
	4. Delivery Orders - GSA Schedules Only	214	654	882	0	1,536
	5. Delivery Orders - Other Federal Schedules	0	0	0	0	0
	6. Delivery Orders - All Other	0	0	0	0	0
	7. Other Procurement Methods	0	0	0	0	0
	8. TOTAL NEW AWARDS AND MODIFICATIONS	2,344	7,766	1,887	0	9,653
COMPETITION	9. Competed	719	2,841	1,073	0	3,914
	10. Not Competed	1,625	4,925	814	0	5,739
	11. Not Available for Competition	0	0	0	0	0
MODIFICATIONS	12. TOTAL MODIFICATIONS (Excluding Line 3)	0				0

PART II - SELECTED SOCIOECONOMIC STATISTICS (Includes both new awards and modifications)					
PREFERENCE PROGRAMS			TYPE OF CONTRACTOR		
CATEGORY	Number of Actions (a)	Total net Dollars (b)	CATEGORY	Number of Actions (a)	Total net Dollars (b)
13. Small Business - Small Purchase Set-Aside	0	0	18. Small Disadvantaged Business	0	0
14. Small Business Set-Aside	1,896	7,112	19. Woman-Owned Small Business	0	0
15. Labor Surplus Area Set-Aside	0	0	20. Sheltered Workshop	0	0
16. Combined Labor Surplus/ Small Business Set-Aside	0	0			
17. 8(a) Awards	0	0			

SECURITIES AND EXCHANGE COMMISSION
 Actions Reported Individually on SF279
 Fiscal Year 1996 Through Fourth Quarter

	Actions	Dollars (000)
TOTAL	148	30,709
CICA APPLICABILITY		
Pre-CICA	0	0
CICA Awards	113	26,205
Small Purchases	28	1,239
Subject to Statute other than CICA	8	3,265
KIND OF CONTRACT ACTION		
Initial Letter Contract	0	0
Def. Contract Superseding Letter	0	0
New Definitive Contract	6	354
Small Purchase Procedure	28	1,239
Order Under IDC	23	3,937
Order Under BOA	2	1,606
Order /Mod Under GSA Schedule	84	11,157
Order/Mod Under VA or OPM Schedule	0	0
Modifications	26	13,016
Termination for Default	0	0
Termination for Convenience	0	0
SYNOPSIS OF PROCUREMENT PRIOR TO AWARD		
Synopsized Prior to Award	66	8,325
Not Synopsized Due to Urgency	5	220
Not Synopsized for Other Reason	78	22,164

FEDERAL PROCUREMENT DATA SYSTEM
SECURITIES AND EXCHANGE COMMISSION
 Actions Reported Individually on SF279
 Fiscal Year 1996 Through Fourth Quarter

	Actions	Dollars (000)
SELECTION PROCEDURE		
Full and Open Competition - Sealed Bid	0	0
Full and Open Competition - Comp Proposal	17	11,468
Full and Open Competition - Combination	0	0
Architect Engineer	0	0
Basic Research	0	0
Multiple Award Schedule	60	11,038
Alternate Source/Reduced Cost	0	0
Alternate Source/Mobilization	0	0
Alternate Source/Eng R & D	0	0
Set-aside	0	0
Other than Full and Open Competition	36	3,699
FULL AND OPEN COMPETITION WITH ONLY ONE BIDDER/OFFERER	5	627
AUTHORITY FOR OTHER THAN FULL AND OPEN COMPETITION		
Only One Source	19	1,614
- Follow-on Contract	5	583
- Utilities (Regulated & Telecommunications)	0	0
Unusual & Compelling Urgency	1	40
Mobilization/Essential R&D	0	0
International Agreement	2	120
Authorized by Statute	13	1,633
Authorized Resale	1	292
National Security	0	0
Public Interest	0	0
EXTENT COMPETED		
Competed	89	23,017
Not Available for Competition	28	5,666
Follow-on to Competed Action	2	78
Not Competed	30	1,948
TYPE OF CONTRACT		
Fixed Price	120	18,471
Cost Reimbursement	9	10,685
Time and Material	3	201
Labor Hour	17	1,352
TYPE OF CONTRACTOR		
Small Disadvantaged Business	32	4,134
Other Small Business	32	4,253
Large Business	81	21,983
Sheltered Workshops	0	0
Educational & Nonprofit	4	339
State & Local Government	0	0
Foreign Contractor	0	0
Domestic Contractor Performing Outside US	0	0
WOMAN-OWNED SMALL BUSINESS	4	456
PREFERENCE PROGRAMS		
Directed to Sheltered Workshop	0	0
& (a) Program	23	3,826
Combined LSA/SB Set-aside	0	0
Small Business Set-aside	0	0
Labor Surplus Area Set-aside	0	0
Tie Bid Preference	0	0
Buy Indian/Self Determination Act	0	0
No Preference Program or Not Listed	126	26,883
SUBJECT TO LABOR STATUTES		
Walsh Healy Act - Manufacturer	51	9,664
Walsh Healy Act - Dealer	19	1,829
Service Contract Act	26	12,983
Davis Bacon Act	0	0
Not Subject to Above Acts	53	6,233
PRODUCT OR SERVICE		
Supplies & Equipment	20	1,188
ADP Equipment, Purchase and Lease	45	10,123
Research & Development	0	0
Construction	1	35
Architect & Engineering	0	0
Real Property, Purchase & Lease, or Maintenance	0	0
ADP Services (includes Installation & Maintenance)	39	15,683
Other Services	44	3,680

**FEDERAL PROCUREMENT DATA SYSTEM
SELECTIVE SERVICE SYSTEM
Actions Reported in Summary on SF281
Fiscal Year 1996 Through Fourth Quarter**

PART I - PRIME CONTRACTS							
	PROCUREMENT METHODS	Number of Actions (a)	NET DOLLAR AMOUNTS (000)				Total Dollars (f)
			Small Business Concerns (b)	Large Business Concerns (c)	Domestic Outside U.S./ Foreign (d)	Other Entities (e)	
NEW AWARDS AND MODIFICATIONS	1. Tariff or Regulated Acquisitions	0					0
	2. Contracts for Foreign Government or International Organization	0					0
	3. Small Purchases	754	598	302	0	39	939
	4. Delivery Orders - GSA Schedules Only	135	184	162	0	0	346
	5. Delivery Orders- Other Federal Schedules	16	0	157	0	3	160
	6. Delivery Orders - All Other	17	7	24	0	0	31
	7. Other Procurement Methods	10	4	10	0	0	14
	8. TOTAL NEW AWARDS AND MODIFICATIONS	932	793	655	0	42	1,490
COMPETITION	9. Competed	443	508	312	0	2	822
	10. Not Competed	197	121	50	0	0	172
	11. Not Available for Competition	292	164	293	0	40	496
MODIFICATIONS	12. TOTAL MODIFICATIONS (Excluding Line 9)	48					73

PART II - SELECTED SOCIOECONOMIC STATISTICS (Includes both new awards and modifications)					
PREFERENCE PROGRAMS			TYPE OF CONTRACTOR		
CATEGORY	Number of Actions (a)	Total net Dollars (b)	CATEGORY	Number of Actions (a)	Total net Dollars (b)
13. Small Business - Small Purchase Set-Aside	0	0	18. Small Disadvantaged Business	46	100
14. Small Business Set-Aside	0	0	19. Woman-Owned Small Business	82	126
15. Labor Surplus Area Set-Aside	0	0	20. Sheltered Workshop	0	0
16. Combined Labor Surplus/ Small Business Set-Aside	0	0			
17. 8(a) Awards	0	0			

**SELECTIVE SERVICE SYSTEM
Actions Reported Individually on SF279
Fiscal Year 1996 Through Fourth Quarter**

	Actions	Dollars (000)
TOTAL	2	147
CICA APPLICABILITY		
Pre-CICA	0	0
CICA Awards	2	147
Small Purchases	0	0
Subject to Statute other than CICA	0	0
KIND OF CONTRACT ACTION		
Initial Letter Contract	0	0
Def. Contract Superseding Letter	0	0
New Definitive Contract	2	147
Small Purchase Procedure	0	0
Order Under IDC	0	0
Order Under BOA	0	0
Order /Mod Under GSA Schedule	0	0
Order/Mod Under VA or OPM Schedule	0	0
Modifications	0	0
Termination for Default	0	0
Termination for Convenience	0	0
SYNOPSIS OF PROCUREMENT PRIOR TO AWARD		
Synopsized Prior to Award	2	147
Not Synopsized Due to Urgency	0	0
Not Synopsized for Other Reason	0	0

FEDERAL PROCUREMENT DATA SYSTEM
SELECTIVE SERVICE SYSTEM
Actions Reported Individually on SF279
Fiscal Year 1996 Through Fourth Quarter

	Actions	Dollars (000)
SELECTION PROCEDURE		
Full and Open Competition - Sealed Bid	0	0
Full and Open Competition - Comp Proposal	2	147
Full and Open Competition - Combination	0	0
Architect Engineer	0	0
Basic Research	0	0
Multiple Award Schedule	0	0
Alternate Source/Reduced Cost	0	0
Alternate Source/Mobilization	0	0
Alternate Source/Eng R & D	0	0
Set-aside	0	0
Other than Full and Open Competition	0	0
FULL AND OPEN COMPETITION WITH ONLY ONE BIDDER/OFFERER	0	0
AUTHORITY FOR OTHER THAN FULL AND OPEN COMPETITION		
Only One Source	0	0
- Follow-on Contract	0	0
- Utilities (Regulated & Telecommunications)	0	0
Unusual & Compelling Urgency	0	0
Mobilization/Essential R&D	0	0
International Agreement	0	0
Authorized by Statute	0	0
Authorized Resale	0	0
National Security	0	0
Public Interest	0	0
EXTENT COMPETED		
Competed	2	147
Not Available for Competition	0	0
Follow-on to Competed Action	0	0
Not Competed	0	0
TYPE OF CONTRACT		
Fixed Price	2	147
Cost Reimbursement	0	0
Time and Material	0	0
Labor Hour	0	0
TYPE OF CONTRACTOR		
Small Disadvantaged Business	0	0
Other Small Business	2	147
Large Business	0	0
Sheltered Workshops	0	0
Educational & Nonprofit	0	0
State & Local Government	0	0
Foreign Contractor	0	0
Domestic Contractor Performing Outside US	0	0
WOMAN-OWNED SMALL BUSINESS	0	0
PREFERENCE PROGRAMS		
Directed to Sheltered Workshop	0	0
8 (a) Program	0	0
Combined LSA/SB Set-aside	0	0
Small Business Set-aside	2	147
Labor Surplus Area Set-aside	0	0
Tie Bid Preference	0	0
Buy Indian/Self Determination Act	0	0
No Preference Program or Not Listed	0	0
SUBJECT TO LABOR STATUTES		
Walsh Healy Act - Manufacturer	0	0
Walsh Healy Act - Dealer	0	0
Service Contract Act	0	0
Davis Bacon Act	0	0
Not Subject to Above Acts	2	147
PRODUCT OR SERVICE		
Supplies & Equipment	0	0
ADP Equipment, Purchase and Lease	0	0
Research & Development	0	0
Construction	0	0
Architect & Engineering	0	0
Real Property, Purchase & Lease, or Maintenance	0	0
ADP Services (includes Installation & Maintenance)	0	0
Other Services	2	147

FEDERAL PROCUREMENT DATA SYSTEM
SMALL BUSINESS ADMINISTRATION
 Actions Reported in Summary on SF281
 Fiscal Year 1996 Through Fourth Quarter

PART I - PRIME CONTRACTS							
	PROCUREMENT METHODS	Number of Actions (a)	NET DOLLAR AMOUNTS (000)				Total Dollars (f)
			Small Business Concerns (b)	Large Business Concerns (c)	Domestic Outside U.S./ Foreign (d)	Other Entities (e)	
NEW AWARDS AND MODIFICATIONS	1. Tariff or Regulated Acquisitions	4					1
	2. Contracts for Foreign Government or International Organization	0					0
	3. Small Purchases	678	618	274	0	0	892
	4. Delivery Orders - GSA Schedules Only	189	109	207	0	2	318
	5. Delivery Orders - Other Federal Schedules	22	7	27	0	2	36
	6. Delivery Orders - All Other	67	151	39	0	0	190
	7. Other Procurement Methods	12	44	0	0	0	44
	8. TOTAL NEW AWARDS AND MODIFICATIONS	972	929	547	0	4	1,481
COMPETITION	9. Competed	260	283	258	0	0	542
	10. Not Competed	462	357	194	0	0	551
	11. Not Available for Competition	250	289	95	0	4	388
MODIFICATIONS	12. TOTAL MODIFICATIONS (Excluding Line 3)	181					133

PART II - SELECTED SOCIOECONOMIC STATISTICS (Includes both new awards and modifications)					
PREFERENCE PROGRAMS			TYPE OF CONTRACTOR		
CATEGORY	Number of Actions (a)	Total net Dollars (b)	CATEGORY	Number of Actions (a)	Total net Dollars (b)
13. Small Business - Small Purchase Set-Aside	0	0	18. Small Disadvantaged Business	59	245
14. Small Business Set-Aside	99	447	19. Woman-Owned Small Business	32	92
15. Labor Surplus Area Set-Aside	0	0	20. Sheltered Workshop	0	0
16. Combined Labor Surplus/ Small Business Set-Aside	0	0			
17. 8(a) Awards	31	182			

SMALL BUSINESS ADMINISTRATION
 Actions Reported Individually on SF279
 Fiscal Year 1996 Through Fourth Quarter

	Actions	Dollars (000)
TOTAL	0	0
CICA APPLICABILITY		
Pre-CICA	0	0
CICA Awards	0	0
Small Purchases	0	0
Subject to Statute other than CICA	0	0
KIND OF CONTRACT ACTION		
Initial Letter Contract	0	0
Def. Contract Superseding Letter	0	0
New Definitive Contract	0	0
Small Purchase Procedure	0	0
Order Under IDC	0	0
Order Under BOA	0	0
Order /Mod Under GSA Schedule	0	0
Order/Mod Under VA or OPM Schedule	0	0
Modifications	0	0
Termination for Default	0	0
Termination for Convenience	0	0
SYNOPSIS OF PROCUREMENT PRIOR TO AWARD		
Synopsisized Prior to Award	0	0
Not Synopsisized Due to Urgency	0	0
Not Synopsisized for Other Reason	0	0

FEDERAL PROCUREMENT DATA SYSTEM
SMALL BUSINESS ADMINISTRATION
 Actions Reported Individually on SF279
 Fiscal Year 1996 Through Fourth Quarter

	Actions	Dollars (000)
SOLICITATION PROCEDURE		
Full and Open Competition - Sealed Bid	0	0
Full and Open Competition - Comp Proposal	0	0
Full and Open Competition - Combination	0	0
Architect Engineer	0	0
Basic Research	0	0
Multiple Award Schedule	0	0
Alternate Source/Reduced Cost	0	0
Alternate Source/Mobilization	0	0
Alternate Source/Eng R & D	0	0
Set-aside	0	0
Other than Full and Open Competition	0	0
FULL AND OPEN COMPETITION WITH ONLY ONE BIDDER/OFFERER	0	0
AUTHORITY FOR OTHER THAN FULL AND OPEN COMPETITION		
Only One Source	0	0
- Follow-on Contract	0	0
- Utilities (Regulated & Telecommunications)	0	0
Unusual & Compelling Urgency	0	0
Mobilization/Essential R&D	0	0
International Agreement	0	0
Authorized by Statute	0	0
Authorized Resale	0	0
National Security	0	0
Public Interest	0	0
EXTENT COMPLETED		
Completed	0	0
Not Available for Competition	0	0
Follow-on to Completed Action	0	0
Not Completed	0	0
TYPE OF CONTRACT		
Fixed Price	0	0
Cost Reimbursement	0	0
Time and Material	0	0
Labor Hour	0	0
TYPE OF CONTRACTOR		
Small Disadvantaged Business	0	0
Other Small Business	0	0
Large Business	0	0
Sheltered Workshops	0	0
Educational & Nonprofit	0	0
State & Local Government	0	0
Foreign Contractor	0	0
Domestic Contractor Performing Outside US	0	0
WOMAN-OWNED SMALL BUSINESS	0	0
PREFERENCE PROGRAMS		
Directed to Sheltered Workshop	0	0
8 (a) Program	0	0
Combined LSA/SB Set-aside	0	0
Small Business Set-aside	0	0
Labor Surplus Area Set-aside	0	0
Tie Bid Preference	0	0
Buy Indian/Self Determination Act	0	0
No Preference Program or Not Listed	0	0
SUBJECT TO LABOR STATUTES		
Walsh Healy Act - Manufacturer	0	0
Walsh Healy Act - Dealer	0	0
Service Contract Act	0	0
Davis Bacon Act	0	0
Not Subject to Above Acts	0	0
PRODUCT OR SERVICE		
Supplies & Equipment	0	0
ADP Equipment, Purchase and Lease	0	0
Research & Development	0	0
Construction	0	0
Architect & Engineering	0	0
Real Property, Purchase & Lease, or Maintenance	0	0
ADP Services (Includes Installation & Maintenance)	0	0
Other Services	0	0

**FEDERAL PROCUREMENT DATA SYSTEM
SMITHSONIAN INSTITUTION
Actions Reported in Summary on SF281
Fiscal Year 1996 Through Fourth Quarter**

PART I - PRIME CONTRACTS							
	PROCUREMENT METHODS	Number of Actions (a)	NET DOLLAR AMOUNTS (000)				Total Dollars (f)
			Small Business Concerns (b)	Large Business Concerns (c)	Domestic Outside U.S./ Foreign (d)	Other Entities (e)	
NEW AWARDS AND MODIFICATIONS	1. Tariff or Regulated Acquisitions	8					-1,966
	2. Contracts for Foreign Government or International Organization	5					2
	3. Small Purchases	17,668	12,138	5,734	10	913	18,795
	4. Delivery Orders - GSA Schedules Only	305	448	1,881	0	1	2,330
	5. Delivery Orders - Other Federal Schedules	11	29	8	0	45	82
	6. Delivery Orders - All Other	1,073	476	247	1	15	739
	7. Other Procurement Methods	1,162	743	592	0	227	1,562
	8. TOTAL NEW AWARDS AND MODIFICATIONS	20,230	13,834	8,462	11	1,201	21,544
COMPETITION	9. Competed	2,757	3,337	2,954	3	120	4,446
	10. Not Competed	2,497	4,028	754	0	516	5,303
	11. Not Available for Competition	14,976	6,469	4,754	8	565	11,795
MODIFICATIONS	12. TOTAL MODIFICATIONS (Excluding Line 3)	0					0

PART II - SELECTED SOCIOECONOMIC STATISTICS (Includes both new awards and modifications)					
PREFERENCE PROGRAMS			TYPE OF CONTRACTOR		
CATEGORY	Number of Actions (a)	Total net Dollars (b)	CATEGORY	Number of Actions (a)	Total net Dollars (b)
13. Small Business - Small Purchase Set-Aside	0	0	18. Small Disadvantaged Business	899	1,548
14. Small Business Set-Aside	3,843	6,164	19. Woman-Owned Small Business	1,468	2,202
15. Labor Surplus Area Set-Aside	21	98	20. Sheltered Workshop	1	2
16. Combined Labor Surplus/ Small Business Set-Aside	0	0			
17. 8(a) Awards	26	80			

**SMITHSONIAN INSTITUTION
Actions Reported Individually on SF279
Fiscal Year 1996 Through Fourth Quarter**

	Actions	Dollars (000)
TOTAL	326	93,764
CICA APPLICABILITY		
Pre-CICA	5	276
CICA Awards	256	83,668
Small Purchases	0	0
Subject to Statute other than CICA	63	9,437
KIND OF CONTRACT ACTION		
Initial Letter Contract	9	551
Def. Contract Superseding Letter	0	0
New Definitive Contract	133	70,325
Small Purchase Procedure	0	0
Order Under IDC	17	2,251
Order Under BOA	0	0
Order /Mod Under GSA Schedule	1	44
Order/Mod Under VA or OPM Schedule	0	0
Modifications	166	20,593
Termination for Default	0	0
Termination for Convenience	0	0
SYNOPSIS OF PROCUREMENT PRIOR TO AWARD		
Synopsized Prior to Award	149	73,139
Not Synopsized Due to Urgency	7	273
Not Synopsized for Other Reason	168	19,969

FEDERAL PROCUREMENT DATA SYSTEM
SMITHSONIAN INSTITUTION
Actions Reported Individually on SF279
Fiscal Year 1996 Through Fourth Quarter

SOLICITATION PROCEDURE	Actions	Dollars (000)
Full and Open Competition - Sealed Bid	11	520
Full and Open Competition - Comp Proposal	110	68,130
Full and Open Competition - Combination	1	11
Architect Engineer	44	3,628
Basic Research	0	0
Multiple Award Schedule	4	2,301
Alternate Source/Reduced Cost	0	0
Alternate Source/Mobilization	0	0
Alternate Source/Eng R & D	0	0
Set-aside	9	1,993
Other than Full and Open Competition	77	7,085
FULL AND OPEN COMPETITION WITH ONLY ONE BIDDER/OFFERER	36	1,970
AUTHORITY FOR OTHER THAN FULL AND OPEN COMPETITION		
Only One Source	45	3,777
- Follow-on Contract	17	1,333
- Utilities (Regulated & Telecommunications)	0	0
Unusual & Compelling Urgency	6	229
Mobilization/Essential R&D	0	0
International Agreement	0	0
Authorized by Statute	25	3,067
Authorized Resale	1	12
National Security	0	0
Public Interest	0	0
EXTENT COMPETED		
Competed	201	79,407
Not Available for Competition	76	9,691
Follow-on to Competed Action	6	861
Not Competed	41	3,422
TYPE OF CONTRACT		
Fixed Price	317	93,263
Cost Reimbursement	0	0
Time and Material	2	154
Labor Hour	5	-36
TYPE OF CONTRACTOR		
Small Disadvantaged Business	87	13,055
Other Small Business	126	11,618
Large Business	88	65,379
Sheltered Workshops	2	214
Educational & Nonprofit	10	2,032
State & Local Government	2	61
Foreign Contractor	8	996
Domestic Contractor Performing Outside US	1	26
WOMAN-OWNED SMALL BUSINESS	30	7,145
PREFERENCE PROGRAMS		
Directed to Sheltered Workshop	0	0
8 (a) Program	64	8,239
Combined LSA/SB Set-aside	0	0
Small Business Set-aside	11	1,789
Labor Surplus Area Set-aside	0	0
Tie Bid Preference	0	0
Buy Indian/Self Determination Act	0	0
No Preference Program or Not Listed	249	83,353
SUBJECT TO LABOR STATUTES		
Walsh Healy Act - Manufacturer	7	1,003
Walsh Healy Act - Dealer	11	241
Service Contract Act	33	3,374
Davis Bacon Act	111	70,363
Not Subject to Above Acts	162	18,400
PRODUCT OR SERVICE		
Supplies & Equipment	31	1,339
ADP Equipment, Purchase and Lease	4	176
Research & Development	0	0
Construction	112	70,634
Architect & Engineering	47	6,460
Real Property, Purchase & Lease, or Maintenance	7	378
ADP Services (includes Installation & Maintenance)	14	2,867
Other Services	111	11,910

FEDERAL PROCUREMENT DATA SYSTEM
SOCIAL SECURITY ADMINISTRATION
 Actions Reported in Summary on SF281
 Fiscal Year 1996 Through Fourth Quarter

PART I - PRIME CONTRACTS							
	PROCUREMENT METHODS	Number of Actions (a)	NET DOLLAR AMOUNTS (000)				Total Dollars (f)
			Small Business Concerns (b)	Large Business Concerns (c)	Domestic Outside U.S./ Foreign (d)	Other Entities (e)	
NEW AWARDS AND MODIFICATIONS	1. Tariff or Regulated Acquisitions	0					0
	2. Contracts for Foreign Government or International Organization	0					0
	3. Small Purchases	177,932	51,897	17,047	12	8,922	77,878
	4. Delivery Orders - GSA Schedules Only	1,702	1,999	2,457	0	35	4,491
	5. Delivery Orders - Other Federal Schedules	16	48	21	0	14	83
	6. Delivery Orders - All Other	3,807	545	673	0	837	2,055
	7. Other Procurement Methods	165	23	505	0	476	1,004
	8. TOTAL NEW AWARDS AND MODIFICATIONS	183,622	54,512	20,703	12	10,284	85,511
COMPETITION	9. Competed	5,984	7,520	3,469	0	170	11,159
	10. Not Competed	595	813	1,094	0	437	2,344
	11. Not Available for Competition	177,043	46,179	16,140	12	9,677	72,008
MODIFICATIONS	12. TOTAL MODIFICATIONS (Excluding Line 3)	57					37

PART II - SELECTED SOCIOECONOMIC STATISTICS (Includes both new awards and modifications)					
PREFERENCE PROGRAMS		TYPE OF CONTRACTOR			
CATEGORY	Number of Actions (a)	Total net Dollars (b)	CATEGORY	Number of Actions (a)	Total net Dollars (b)
13. Small Business - Small Purchase Set-Aside	0	0	18. Small Disadvantaged Business	6,831	3,783
14. Small Business Set-Aside	74,634	35,517	19. Woman-Owned Small Business	7,791	4,037
15. Labor Surplus Area Set-Aside	2	4	20. Sheltered Workshop	5	40
16. Combined Labor Surplus/ Small Business Set-Aside	0	0			
17. 8(a) Awards	0	0			

SOCIAL SECURITY ADMINISTRATION
 Actions Reported Individually on SF279
 Fiscal Year 1996 Through Fourth Quarter

	Actions	Dollars (000)
TOTAL	3,403	458,818
CICA APPLICABILITY		
Pre-CICA	0	0
CICA Awards	3,235	443,331
Small Purchases	48	1,833
Subject to Statute other than CICA	110	12,499
KIND OF CONTRACT ACTION		
Initial Letter Contract	0	0
Def. Contract Superseding Letter	0	0
New Definitive Contract	119	231,783
Small Purchase Procedure	43	1,737
Order Under IDC	1,637	47,706
Order Under BOA	2	145
Order/Mod Under GSA Schedule	307	41,876
Order/Mod Under VA or OPM Schedule	0	0
Modifications	1,292	135,805
Termination for Default	0	0
Termination for Convenience	3	-234
SYNOPSIS OF PROCUREMENT PRIOR TO AWARD		
Synopsized Prior to Award	2,817	371,416
Not Synopsized Due to Urgency	6	309
Not Synopsized for Other Reason	570	85,938

FEDERAL PROCUREMENT DATA SYSTEM
SOCIAL SECURITY ADMINISTRATION
 Actions Reported Individually on SF279
 Fiscal Year 1996 Through Fourth Quarter

	Actions	Dollars (000)
SOLICITATION PROCEDURE		
Full and Open Competition - Sealed Bid	100	4,344
Full and Open Competition - Comp Proposal	1,365	303,497
Full and Open Competition - Combination	9	1,352
Architect Engineer	49	6,910
Basic Research	0	0
Multiple Award Schedule	283	37,044
Alternate Source/Reduced Cost	0	0
Alternate Source/Mobilization	0	0
Alternate Source/Eng R & D	0	0
Set-aside	1,108	24,484
Other than Full and Open Competition	321	65,700
FULL AND OPEN COMPETITION WITH ONLY ONE BIDDER/OFFERER	938	73,601
AUTHORITY FOR OTHER THAN FULL AND OPEN COMPETITION		
Only One Source	199	23,427
- Follow-on Contract	12	1,349
- Utilities (Regulated & Telecommunications)	24	2,267
Unusual & Compelling Urgency	0	0
Mobilization/Essential R&D	0	0
International Agreement	0	0
Authorized by Statute	121	42,040
Authorized Resale	1	233
National Security	0	0
Public Interest	0	0
EXTENT COMPETED		
Competed	2,986	393,339
Not Available for Competition	248	45,375
Follow-on to Competed Action	5	178
Not Competed	154	18,771
TYPE OF CONTRACT		
Fixed Price	3,148	429,174
Cost Reimbursement	18	26,909
Time and Material	0	0
Labor Hour	227	1,580
TYPE OF CONTRACTOR		
Small Disadvantaged Business	391	68,979
Other Small Business	1,859	62,017
Large Business	943	305,276
Sheltered Workshops	51	9,105
Educational & Nonprofit	9	1,174
State & Local Government	121	9,233
Foreign Contractor	1	29
Domestic Contractor Performing Outside US	18	1,850
WOMAN-OWNED SMALL BUSINESS	318	10,774
PREFERENCE PROGRAMS		
Directed to Sheltered Workshop	44	6,650
8 (a) Program	173	56,455
Combined LSA/SB Set-aside	47	5,246
Small Business Set-aside	1,610	21,566
Labor Surplus Area Set-aside	2	19
Tie Bid Preference	0	0
Buy Indian/Self Determination Act	0	0
No Preference Program or Not Listed	1,517	367,727
SUBJECT TO LABOR STATUTES		
Walsh Healy Act - Manufacturer	583	78,740
Walsh Healy Act - Dealer	288	212,346
Service Contract Act	365	51,723
Davis Bacon Act	66	8,983
Not Subject to Above Acts	2,091	105,871
PRODUCT OR SERVICE		
Supplies & Equipment	419	33,958
ADP Equipment, Purchase and Lease	273	260,368
Research & Development	0	0
Construction	85	12,336
Architect & Engineering	49	6,910
Real Property, Purchase & Lease, or Maintenance	0	0
ADP Services (includes Installation & Maintenance)	224	49,534
Other Services	2,353	95,712

FEDERAL PROCUREMENT DATA SYSTEM
TENNESSEE VALLEY AUTHORITY
Actions Reported in Summary on SF281
Fiscal Year 1996 Through Fourth Quarter

PART I - PRIME CONTRACTS							
	PROCUREMENT METHODS	Number of Actions (a)	NET DOLLAR AMOUNTS (000)				Total Dollars (f)
			Small Business Concerns (b)	Large Business Concerns (c)	Domestic Outside U.S./ Foreign (d)	Other Entities (e)	
NEW AWARDS AND MODIFICATIONS	1. Tariff or Regulated Acquisitions	0					0
	2. Contracts for Foreign Government or International Organization	0					0
	3. Small Purchases	34,564	49,247	23,677	47	6,372	79,343
	4. Delivery Orders - GSA Schedules Only	0	0	0	0	0	0
	5. Delivery Orders - Other Federal Schedules	0	0	0	0	0	0
	6. Delivery Orders - All Other	66,320	60,923	48,219	0	1,071	110,213
	7. Other Procurement Methods	0	0	0	0	0	0
	8. TOTAL NEW AWARDS AND MODIFICATIONS	100,884	110,170	71,896	47	7,443	189,556
COMPETITION	9. Competed	73,921	63,476	50,057	30	2,488	116,051
	10. Not Competed	26,963	46,694	21,839	17	4,955	73,505
	11. Not Available for Competition	0	0	0	0	0	0
MODIFICATIONS	12. TOTAL MODIFICATIONS (Excluding Line 3)	0					0

PART II - SELECTED SOCIOECONOMIC STATISTICS (Includes both new awards and modifications)					
PREFERENCE PROGRAMS			TYPE OF CONTRACTOR		
CATEGORY	Number of Actions (a)	Total net Dollars (b)	CATEGORY	Number of Actions (a)	Total net Dollars (b)
13. Small Business - Small Purchase Set-Aside	0	0	18. Small Disadvantaged Business	9,335	10,923
14. Small Business Set-Aside	29,289	55,029	19. Woman-Owned Small Business	10,547	16,374
15. Labor Surplus Area Set-Aside	0	0	20. Sheltered Workshop	6	4
16. Combined Labor Surplus/ Small Business Set-Aside	0	0			
17. 8(a) Awards	621	446			

TENNESSEE VALLEY AUTHORITY
Actions Reported Individually on SF279
Fiscal Year 1996 Through Fourth Quarter

	Actions	Dollars (000)
TOTAL	4,576	2,205,644
CICA APPLICABILITY		
Pre-CICA	0	0
CICA Awards	4,678	2,179,594
Small Purchases	0	0
Subject to Statute other than CICA	198	26,050
KIND OF CONTRACT ACTION		
Initial Letter Contract	15	830
Def. Contract Superseding Letter	0	0
New Definitive Contract	1,465	623,561
Small Purchase Procedure	0	0
Order Under IDC	2,771	1,292,960
Order Under BOA	0	0
Order /Mod Under GSA Schedule	28	5,450
Order/Mod Under VA or OPM Schedule	0	0
Modifications	596	282,803
Termination for Default	0	0
Termination for Convenience	1	40
SYNOPSIS OF PROCUREMENT PRIOR TO AWARD		
Synopsized Prior to Award	2,256	1,831,708
Not Synopsized Due to Urgency	241	34,540
Not Synopsized for Other Reason	2,379	339,396

FEDERAL PROCUREMENT DATA SYSTEM
TENNESSEE VALLEY AUTHORITY
Actions Reported Individually on SF279
Fiscal Year 1996 Through Fourth Quarter

	Actions	Dollars (000)
SOLICITATION PROCEDURE		
Full and Open Competition - Sealed Bid	779	1,057,023
Full and Open Competition - Comp Proposal	2,257	767,038
Full and Open Competition - Combination	12	1,869
Architect Engineer	4	41
Basic Research	0	0
Multiple Award Schedule	51	6,523
Alternate Source/Reduced Cost	2	128
Alternate Source/Mobilization	0	0
Alternate Source/Eng R & D	0	0
Set-aside	359	32,304
Other than Full and Open Competition	1,214	314,668
FULL AND OPEN COMPETITION WITH ONLY ONE BIDDER/OFFERER	476	62,123
AUTHORITY FOR OTHER THAN FULL AND OPEN COMPETITION		
Only One Source	966	271,294
- Follow-on Contract	0	0
- Utilities (Regulated & Telecommunications)	0	0
Unusual & Compelling Urgency	242	34,656
Mobilization/Essential R&D	0	0
International Agreement	2	101
Authorized by Statute	1	131
Authorized Resale	1	100
National Security	0	0
Public Interest	2	8,386
EXTENT COMPETED		
Completed	3,582	1,894,082
Not Available for Competition	21	4,929
Follow-on to Competed Action	0	0
Not Competed	1,273	306,633
TYPE OF CONTRACT		
Fixed Price	4,628	2,143,721
Cost Reimbursement	55	4,935
Time and Material	28	13,054
Labor Hour	164	43,934
TYPE OF CONTRACTOR		
Small Disadvantaged Business	215	48,035
Other Small Business	1,835	304,780
Large Business	2,791	1,837,546
Sheltered Workshops	1	47
Educational & Nonprofit	16	2,446
State & Local Government	7	8,743
Foreign Contractor	8	3,808
Domestic Contractor Performing Outside US	3	239
WOMAN-OWNED SMALL BUSINESS	201	35,833
PREFERENCE PROGRAMS		
Directed to Sheltered Workshop	1	47
8 (a) Program	0	0
Combined LSA/SB Set-aside	0	0
Small Business Set-aside	621	41,350
Labor Surplus Area Set-aside	0	0
Tie Bid Preference	0	0
Buy Indian/Self Determination Act	0	0
No Preference Program or Not Listed	4,254	2,164,247
SUBJECT TO LABOR STATUTES		
Walsh Healy Act - Manufacturer	1,150	952,248
Walsh Healy Act - Dealer	8	3,269
Service Contract Act	0	0
Davis Bacon Act	0	0
Not Subject to Above Acts	3,718	1,250,127
PRODUCT OR SERVICE		
Supplies & Equipment	2,867	1,311,705
ADP Equipment, Purchase and Lease	424	66,619
Research & Development	15	2,654
Construction	230	288,413
Architect & Engineering	110	83,442
Real Property, Purchase & Lease, or Maintenance	2	169
ADP Services (includes Installation & Maintenance)	131	18,449
Other Services	1,097	434,193

FEDERAL PROCUREMENT DATA SYSTEM
U. S. SOLDIERS AND AIRMENS HOME
Actions Reported in Summary on SF281
Fiscal Year 1996 Through Fourth Quarter

PART I - PRIME CONTRACTS							
	PROCUREMENT METHODS	Number of Actions (a)	NET DOLLAR AMOUNTS (000)				Total Dollars (f)
			Small Business Concerns (b)	Large Business Concerns (c)	Domestic Outside U.S./ Foreign (d)	Other Entities (e)	
NEW AWARDS AND MODIFICATIONS	1. Tariff or Regulated Acquisitions	0					0
	2. Contracts for Foreign Government or International Organization	0					0
	3. Small Purchases	4,118	2,390	1,017	0	34	3,441
	4. Delivery Orders - GSA Schedules Only	322	398	263	0	2	663
	5. Delivery Orders - Other Federal Schedules	887	232	534	0	0	766
	6. Delivery Orders - All Other	81	88	2	0	1	91
	7. Other Procurement Methods	82	119	-17	0	42	144
	8. TOTAL NEW AWARDS AND MODIFICATIONS	5,490	3,227	1,799	0	79	5,105
COMPETITION	9. Competed	3,791	2,372	1,546	0	0	3,918
	10. Not Competed	1,558	724	229	0	63	1,015
	11. Not Available for Competition	141	131	24	0	16	172
MODIFICATIONS	12. TOTAL MODIFICATIONS (Excluding Line 3)	222					295

PART II - SELECTED SOCIOECONOMIC STATISTICS (Includes both new awards and modifications)					
PREFERENCE PROGRAMS			TYPE OF CONTRACTOR		
CATEGORY	Number of Actions (a)	Total net Dollars (b)	CATEGORY	Number of Actions (a)	Total net Dollars (b)
13. Small Business - Small Purchase Set-Aside	0	0	18. Small Disadvantaged Business	135	96
14. Small Business Set-Aside	1,717	1,209	19. Woman-Owned Small Business	296	144
15. Labor Surplus Area Set-Aside	0	0	20. Sheltered Workshop	24	36
16. Combined Labor Surplus/ Small Business Set-Aside	1	5			
17. 8(a) Awards	1	13			

U. S. SOLDIERS AND AIRMENS HOME
Actions Reported Individually on SF279
Fiscal Year 1996 Through Fourth Quarter

	Actions	Dollars (000)
TOTAL	131	11,734
CICA APPLICABILITY		
Pre-CICA	0	0
CICA Awards	117	11,328
Small Purchases	14	406
Subject to Statute other than CICA	0	0
KIND OF CONTRACT ACTION		
Initial Letter Contract	0	0
Def. Contract Superseding Letter	0	0
New Definitive Contract	7	2,122
Small Purchase Procedure	9	389
Order Under IDC	3	1,044
Order Under BOA	0	0
Order /Mod Under GSA Schedule	9	350
Order/Mod Under VA or OPM Schedule	0	0
Modifications	103	7,829
Termination for Default	0	0
Termination for Convenience	0	0
SYNOPSIS OF PROCUREMENT PRIOR TO AWARD		
Synopsized Prior to Award	33	521
Not Synopsized Due to Urgency	2	41
Not Synopsized for Other Reason	96	11,172

FEDERAL PROCUREMENT DATA SYSTEM
U. S. SOLDIERS AND AIRMENS HOME
 Actions Reported Individually on SF279
 Fiscal Year 1996 Through Fourth Quarter

	Actions	Dollars (000)
SOLICITATION PROCEDURE:		
Full and Open Competition - Sealed Bid	14	73
Full and Open Competition - Comp Proposal	21	465
Full and Open Competition - Combination	0	0
Architect Engineer	0	0
Basic Research	0	0
Multiple Award Schedule	9	350
Alternate Source/Reduced Cost	0	0
Alternate Source/Mobilization	0	0
Alternate Source/Eng R & D	0	0
Set-aside	0	0
Other than Full and Open Competition	73	10,440
FULL AND OPEN COMPETITION WITH ONLY ONE BIDDER/OFFERER	5	33
AUTHORITY FOR OTHER THAN FULL AND OPEN COMPETITION		
Only One Source	56	6,000
- Follow-on Contract	13	441
- Utilities (Regulated & Telecommunications)	15	2,253
Unusual & Compelling Urgency	8	1,988
Mobilization/Essential R&D	0	0
International Agreement	0	0
Authorized by Statute	9	2,452
Authorized Resale	0	0
National Security	0	0
Public Interest	0	0
EXTENT COMPETED		
Competed	73	4,142
Not Available for Competition	30	4,349
Follow-on to Competed Action	8	260
Not Competed	20	2,983
TYPE OF CONTRACT		
Fixed Price	128	11,535
Cost Reimbursement	0	0
Time and Material	3	199
Labor Hour	0	0
TYPE OF CONTRACTOR		
Small Disadvantaged Business	8	329
Other Small Business	57	3,480
Large Business	56	5,389
Sheltered Workshops	8	2,448
Educational & Nonprofit	2	88
State & Local Government	0	0
Foreign Contractor	0	0
Domestic Contractor Performing Outside US	0	0
WOMAN-OWNED SMALL BUSINESS	8	124
PREFERENCE PROGRAMS		
Directed to Sheltered Workshop	8	2,448
8 (a) Program	5	280
Combined LSA/SB Set-aside	0	0
Small Business Set-aside	1	47
Labor Surplus Area Set-aside	0	0
Tie Bid Preference	0	0
Buy Indian/Self Determination Act	0	0
No Preference Program or Not Listed	117	8,959
SUBJECT TO LABOR STATUTES		
Walsh Healy Act - Manufacturer	17	2,976
Walsh Healy Act - Dealer	4	319
Service Contract Act	29	2,794
Davis Bacon Act	16	2,303
Not Subject to Above Acts	65	3,342
PRODUCT OR SERVICE		
Supplies & Equipment	30	4,585
ADP Equipment, Purchase and Lease	3	204
Research & Development	0	0
Construction	14	2,268
Architect & Engineering	1	61
Real Property, Purchase & Lease, or Maintenance	0	0
ADP Services (includes Installation & Maintenance)	0	0
Other Services	83	4,616

FEDERAL PROCUREMENT DATA SYSTEM
U. S. TRADE & DEVELOPMENT AGENCY
 Actions Reported Individually on SF279
 Fiscal Year 1996 Through Fourth Quarter

SOLICITATION PROCEDURE	Actions	Dollars (300)
Full and Open Competition - Sealed Bid	0	0
Full and Open Competition - Comp Proposal	12	812
Full and Open Competition - Combination	0	0
Architect Engineer	0	0
Basic Research	0	0
Multiple Award Schedule	0	0
Alternate Source/Reduced Cost	0	0
Alternate Source/Mobilization	0	0
Alternate Source/Eng R & D	0	0
Set-aside	0	0
Other than Full and Open Competition	3	101
FULL AND OPEN COMPETITION WITH ONLY ONE BIDDER/OFFERER	0	0
AUTHORITY FOR OTHER THAN FULL AND OPEN COMPETITION		
Only One Source	3	101
- Follow-on Contract	3	101
- Utilities (Regulated & Telecommunications)	0	0
Unusual & Compelling Urgency	0	0
Mobilization/Essential R&D	0	0
International Agreement	0	0
Authorized by Statute	0	0
Authorized Resale	0	0
National Security	0	0
Public Interest	0	0
EXTENT COMPETED		
Competed	47	4,116
Not Available for Competition	0	0
Follow-on to Competed Action	4	91
Not Competed	3	101
TYPE OF CONTRACT		
Fixed Price	54	4,308
Cost Reimbursement	0	0
Time and Material	0	0
Labor Hour	0	0
TYPE OF CONTRACTOR		
Small Disadvantaged Business	17	1,390
Other Small Business	32	2,383
Large Business	5	535
Sheltered Workshops	0	0
Educational & Nonprofit	0	0
State & Local Government	0	0
Foreign Contractor	0	0
Domestic Contractor Performing Outside US	0	0
WOMAN-OWNED SMALL BUSINESS	3	145
PREFERENCE PROGRAMS		
Directed to Sheltered Workshop	0	0
8 (a) Program	0	0
Combined LSA/SB Set-aside	0	0
Small Business Set-aside	23	1,581
Labor Surplus Area Set-aside	0	0
Tie Bid Preference	0	0
Buy Indian/Self Determination Act	0	0
No Preference Program or Not Listed	31	2,727
SUBJECT TO LABOR STATUTES		
Walsh Healy Act - Manufacturer	0	0
Walsh Healy Act - Dealer	0	0
Service Contract Act	54	4,308
Davis Bacon Act	0	0
Not Subject to Above Acts	0	0
PRODUCT OR SERVICE		
Supplies & Equipment	0	0
ADP Equipment, Purchase and Lease	0	0
Research & Development	0	0
Construction	0	0
Architect & Engineering	0	0
Real Property, Purchase & Lease, or Maintenance	0	0
ADP Services (includes Installation & Maintenance)	0	0
Other Services	54	4,308

FEDERAL PROCUREMENT DATA SYSTEM
UNITED STATES ARMS CONTROL AND DISARMAMENT AGENCY
 Actions Reported Individually on SF279
 Fiscal Year 1996 Through Fourth Quarter

	Actions	Dollars (000)
SOLICITATION PROCEDURE		
Full and Open Competition - Sealed Bid	0	0
Full and Open Competition - Comp Proposal	16	2,303
Full and Open Competition - Combination	0	0
Architect Engineer	0	0
Basic Research	0	0
Multiple Award Schedule	6	622
Alternate Source/Reduced Cost	0	0
Alternate Source/Mobilization	0	0
Alternate Source/Eng R & D	0	0
Set-aside	5	532
Other than Full and Open Competition	2	100
FULL AND OPEN COMPETITION WITH ONLY ONE BIDDER/OFFERER	4	1,080
AUTHORITY FOR OTHER THAN FULL AND OPEN COMPETITION		
Only One Source	2	100
- Follow-on Contract	0	0
- Utilities (Regulated & Telecommunications)	0	0
Unusual & Compelling Urgency	0	0
Mobilization/Essential R&D	0	0
International Agreement	0	0
Authorized by Statute	0	0
Authorized Resale	0	0
National Security	0	0
Public Interest	0	0
EXTENT COMPLETED		
Completed	27	3,457
Not Available for Competition	8	502
Follow-on to Completed Action	0	0
Not Completed	0	0
TYPE OF CONTRACT		
Fixed Price	14	1,567
Cost Reimbursement	6	356
Time and Material	1	62
Labor Hour	14	1,974
TYPE OF CONTRACTOR		
Small Disadvantaged Business	12	1,125
Other Small Business	5	331
Large Business	18	2,503
Sheltered Workshops	0	0
Educational & Nonprofit	0	0
State & Local Government	0	0
Foreign Contractor	0	0
Domestic Contractor Performing Outside US	0	0
WOMAN-OWNED SMALL BUSINESS	1	189
PREFERENCE PROGRAMS		
Directed to Sheltered Workshop	0	0
8 (a) Program	7	466
Combined LSA/SB Set-aside	0	0
Small Business Set-aside	4	490
Labor Surplus Area Set-aside	0	0
Tie Bid Preference	0	0
Buy Indian/Self Determination Act	0	0
No Preference Program or Not Listed	24	3,003
SUBJECT TO LABOR STATUTES		
Walsh Healy Act - Manufacturer	3	269
Walsh Healy Act - Dealer	3	353
Service Contract Act	8	1,570
Davis Bacon Act	0	0
Not Subject to Above Acts	21	1,767
PRODUCT OR SERVICE		
Supplies & Equipment	1	83
ADP Equipment, Purchase and Lease	11	1,406
Research & Development	0	0
Construction	0	0
Architect & Engineering	0	0
Real Property, Purchase & Lease, or Maintenance	0	0
ADP Services (includes Installation & Maintenance)	15	1,993
Other Services	8	477

FEDERAL PROCUREMENT DATA SYSTEM
UNITED STATES HOLOCAUST MEMORIAL MUSEUM
 Actions Reported Individually on SF279
 Fiscal Year 1996 Through Fourth Quarter

SOLICITATION PROCEDURE	Actions	Dollars (000)
Full and Open Competition - Sealed Bid	0	0
Full and Open Competition - Comp Proposal	0	0
Full and Open Competition - Combination	0	0
Architect Engineer	0	0
Basic Research	0	0
Multiple Award Schedule	0	0
Alternate Source/Reduced Cost	0	0
Alternate Source/Mobilization	0	0
Alternate Source/Eng R & D	0	0
Set-aside	0	0
Other than Full and Open Competition	0	0
FULL AND OPEN COMPETITION WITH ONLY ONE BIDDER/OFFERER	0	0
AUTHORITY FOR OTHER THAN FULL AND OPEN COMPETITION		
Only One Source	0	0
- Follow-on Contract	0	0
- Utilities (Regulated & Telecommunications)	0	0
Unusual & Compelling Urgency	0	0
Mobilization/Essential R&D	0	0
International Agreement	0	0
Authorized by Statute	0	0
Authorized Resale	0	0
National Security	0	0
Public Interest	0	0
EXTENT COMPLETED		
Competed	0	0
Not Available for Competition	0	0
Follow-on to Completed Action	0	0
Not Completed	0	0
TYPE OF CONTRACT		
Fixed Price	0	0
Cost Reimbursement	0	0
Time and Material	0	0
Labor Hour	0	0
TYPE OF CONTRACTOR		
Small Disadvantaged Business	0	0
Other Small Business	0	0
Large Business	0	0
Sheltered Workshops	0	0
Educational & Nonprofit	0	0
State & Local Government	0	0
Foreign Contractor	0	0
Domestic Contractor Performing Outside US	0	0
WOMAN-OWNED SMALL BUSINESS	0	0
PREFERENCE PROGRAMS		
Directed to Sheltered Workshop	0	0
8 (a) Program	0	0
Combined LSA/SB Set-aside	0	0
Small Business Set-aside	0	0
Labor Surplus Area Set-aside	0	0
Tie Bid Preference	0	0
Buy Indian/Self Determination Act	0	0
No Preference Program or Not Listed	0	0
SUBJECT TO LABOR STATUTES		
Walsh Healy Act - Manufacturer	0	0
Walsh Healy Act - Dealer	0	0
Service Contract Act	0	0
Davis Bacon Act	0	0
Not Subject to Above Acts	0	0
PRODUCT OR SERVICE		
Supplies & Equipment	0	0
ADP Equipment, Purchase and Lease	0	0
Research & Development	0	0
Construction	0	0
Architect & Engineering	0	0
Real Property, Purchase & Lease, or Maintenance	0	0
ADP Services (includes Installation & Maintenance)	0	0
Other Services	0	0

FEDERAL PROCUREMENT DATA SYSTEM
UNITED STATES INFORMATION AGENCY
 Actions Reported in Summary on SF281
 Fiscal Year 1996 Through Fourth Quarter

PART I - PRIME CONTRACTS							
	PROCUREMENT METHODS	Number of Actions (a)	NET DOLLAR AMOUNTS (000)				Total Dollars (f)
			Small Business Concerns (b)	Large Business Concerns (c)	Domestic Outside U.S./ Foreign (d)	Other Entities (e)	
NEW AWARDS AND MODIFICATIONS	1. Tariff or Regulated Acquisitions	154					397
	2. Contracts for Foreign Government or International Organization	0					0
	3. Small Purchases	13,744	16,782	4,277	71	385	21,515
	4. Delivery Orders - GSA Schedules Only	1,201	2,833	3,325	5	1	6,164
	5. Delivery Orders - Other Federal Schedules	28	23	1	0	56	80
	6. Delivery Orders - All Other	877	2,344	1,537	10	1	3,892
	7. Other Procurement Methods	40	147	3	9	9	168
	8. TOTAL NEW AWARDS AND MODIFICATIONS	16,044	22,129	9,143	95	452	32,216
COMPETITION	9. Competed	3,332	7,870	3,810	40	65	11,785
	10. Not Competed	8,249	9,920	3,955	36	371	14,282
	11. Not Available for Competition	4,463	4,339	1,378	19	16	6,149
MODIFICATIONS	12. TOTAL MODIFICATIONS (Excluding Line 3)	0					0

PART II - SELECTED SOCIOECONOMIC STATISTICS (Includes both new awards and modifications)					
PREFERENCE PROGRAMS			TYPE OF CONTRACTOR		
CATEGORY	Number of Actions (a)	Total net Dollars (b)	CATEGORY	Number of Actions (a)	Total net Dollars (b)
13. Small Business - Small Purchase Set-Aside	0	0	18. Small Disadvantaged Business	537	1,284
14. Small Business Set-Aside	11,898	18,386	19. Woman-Owned Small Business	1,860	2,411
15. Labor Surplus Area Set-Aside	5	0	20. Sheltered Workshop	2	2
16. Combined Labor Surplus/ Small Business Set-Aside	0	0			
17. 8(a) Awards	5	32			

UNITED STATES INFORMATION AGENCY
 Actions Reported Individually on SF279
 Fiscal Year 1996 Through Fourth Quarter

	Actions	Dollars (000)
TOTAL	636	127,110
CICA APPLICABILITY		
Pre-CICA	14	2,098
CICA Awards	558	122,378
Small Purchases	63	2,624
Subject to Statute other than CICA	1	10
KIND OF CONTRACT ACTION		
Initial Letter Contract	2	325
Def. Contract Superseding Letter	1	1,589
New Definitive Contract	40	22,703
Small Purchase Procedure	62	2,633
Order Under IDC	193	10,743
Order Under BOA	9	484
Order /Mod Under GSA Schedule	81	7,815
Order/Mod Under VA or OPM Schedule	0	0
Modifications	248	80,818
Termination for Default	0	0
Termination for Convenience	0	0
SYNOPSIS OF PROCUREMENT PRIOR TO AWARD		
Synopsized Prior to Award	321	83,898
Not Synopsized Due to Urgency	35	4,870
Not Synopsized for Other Reason	280	38,342

FEDERAL PROCUREMENT DATA SYSTEM
UNITED STATES INFORMATION AGENCY
 Actions Reported Individually on SF279
 Fiscal Year 1996 Through Fourth Quarter

	Actions	Dollars (000)
SOLICITATION PROCEDURE		
Full and Open Competition - Sealed Bid	17	923
Full and Open Competition - Comp Proposal	123	73,598
Full and Open Competition - Combination	0	0
Architect Engineer	81	1,172
Basic Research	0	0
Multiple Award Schedule	81	7,815
Alternate Source/Reduced Cost	0	0
Alternate Source/Mobilization	0	0
Alternate Source/Eng R & D	0	0
Set-aside	10	624
Other than Full and Open Competition	246	38,246
FULL AND OPEN COMPETITION WITH ONLY ONE BIDDER/OFFERER	34	5,150
AUTHORITY FOR OTHER THAN FULL AND OPEN COMPETITION		
Only One Source	175	15,029
- Follow-on Contract	0	0
- Utilities (Regulated & Telecommunications)	27	3,203
Unusual & Compelling Urgency	17	4,150
Mobilization/Essential R&D	0	0
International Agreement	5	14,410
Authorized by Statute	49	4,657
Authorized Resale	0	0
National Security	0	0
Public Interest	0	0
EXTENT COMPETED		
Completed	345	86,563
Not Available for Competition	133	12,813
Follow-on to Competed Action	0	0
Not Competed	158	27,734
TYPE OF CONTRACT		
Fixed Price	631	126,572
Cost Reimbursement	0	0
Time and Material	5	538
Labor Hour	0	0
TYPE OF CONTRACTOR		
Small Disadvantaged Business	86	7,033
Other Small Business	169	13,051
Large Business	300	38,603
Sheltered Workshops	0	0
Educational & Nonprofit	1	34
State & Local Government	0	0
Foreign Contractor	75	68,118
Domestic Contractor Performing Outside US	5	271
WOMAN-OWNED SMALL BUSINESS	22	3,463
PREFERENCE PROGRAMS		
Directed to Sheltered Workshop	0	0
8 (a) Program	58	6,003
Combined LSA/SB Set-aside	0	0
Small Business Set-aside	16	745
Labor Surplus Area Set-aside	2	45
Tie Bid Preference	0	0
Buy Indian/Self Determination Act	0	0
No Preference Program or Not Listed	560	120,317
SUBJECT TO LABOR STATUTES		
Walsh Healy Act - Manufacturer	122	10,740
Walsh Healy Act - Dealer	36	4,879
Service Contract Act	54	4,761
Davis Bacon Act	4	891
Not Subject to Above Acts	420	105,839
PRODUCT OR SERVICE		
Supplies & Equipment	152	59,642
ADP Equipment, Purchase and Lease	43	8,738
Research & Development	5	140
Construction	3	8,874
Architect & Engineering	10	307
Real Property, Purchase & Lease, or Maintenance	23	14,468
ADP Services (includes Installation & Maintenance)	81	13,011
Other Services	319	21,930