


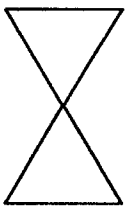
Federal Procurement Data System



Federal Procurement Report

**Fiscal Year 1995 through
Fourth Quarter**

**(October 1, 1994 through
September 30, 1995)**




Prepared by
U.S. General Services Administration
Federal Data Systems Division
Federal Procurement Data Center
Executive Agent for
Office of Management and Budget
Office of Federal Procurement Policy

Now on CD-ROM!

This *Federal Procurement Report* contains summary data on Federal procurements in Fiscal Year 1995. You can now obtain detailed information on some 400,000 individual Federal contracts valued over \$25,000 on a new CD-ROM available from GSA's Governmentwide Information Systems Division.

With the CD-ROM you can search these contract records by:

- Four-digit SIC code
- Product/service code
- Agency name
- Agency's State
- Contractor name
- Contractor's State
- Type of contractor
- Action date (month or year)
- Performance State
- Preference



The search engine allows you to type in search criteria or to choose from thousands of listed options. You highlight the words and/or numbers you want to search by; the search engine will search combinations of your choices and find the contract information.

You can find out which Federal

agencies are buying your kind of product or service, identify your competitors, view the values of their contracts, assess the potential size of your market, and target your marketing efforts. Listed contracts had a total value of over \$174 billion in Fiscal Year 1994.

The CD-ROM with FY1995 data will be available in early August and will cost \$100. FY94 data are available for \$90. You may also order both for \$175. Just fill out the coupon below and send it with your check or credit card information, or you may charge your order by fax or phone.

To run the CD-ROM, you'll need 8 megabytes of RAM, a CD-ROM reader, and a Windows environment. The CD-ROM may be used on Macintosh computers that run SoftWindows.



U.S. General Services Administration
Information Technology Service

Now on CD-ROM: Federal Procurement Data CD-ROM

(Daytime phone, with area code)

(Additional address line)

(Street or PO box)

(City, State, Zip)

(Daytime phone, including area code)

Check payable to GSA
VISA MasterCard

(Card number)

(Expiration date)

(Cardholder's signature)

Yes, I wish to order:

____ copies, FY1995 @ \$100 ea.
(available August 1996)

____ copies, FY1994 @ \$90 ea.

____ copies, FY 1994 & 1995 @ \$175 ea.

Mail to:

U.S. General Services
Administration (MVS)
300 Seventh St., SW
Reporters Bldg., Room 101
Washington, DC 20407

Phone: 202-708-5126

Fax: 202-401-8233

FOREWORD

Public Law 93-400 requires that the Office of Management and Budget (OMB), Office of Federal Procurement Policy (OFPP), "...establish a system for collecting, developing, and disseminating the procurement data which takes into account the needs of the Congress, the executive branch, and the public sector." Under the guidance of OFPP, design of the Federal Procurement Data System was completed in early 1978 and data collection began October 1, 1978. The Federal Procurement Data Center was established to operate the system. The Center provides a central point to respond to the requirements of the legislative, executive, and judicial branches of the Government as well as the private sector.

The Federal Procurement Data Center produces reports which examine various aspects and impacts of the Federal acquisition process. The data can be used for geographical analysis, market analysis, and analysis of the impact of congressional and presidential initiatives in socio-economic areas such as small business. The data is also a reliable basis for measuring and assessing the impact of Federal acquisition policy and management improvement.

Basic acquisition data will be published each fiscal year in the Federal Procurement Report. Special reports to meet specific data requirements can be produced on demand.

Further information regarding the Federal Procurement Data System reports or capabilities can be obtained from the Federal Procurement Data Center, U. S. General Services Administration, 7th and D Streets, S. W., Room 5652, Washington, D.C. 20407 or by calling area code (202) 401-1529.

HIGHLIGHTS

The FPDS Federal Procurement Report is published annually, and contains "snapshot" statistics on the procurement activities of over 60 agencies. The figures in this report are only as accurate, timely and complete as the data provided by the reporting agencies to the FPDC.

Due to rounding, dollars on the charts may not equal the TOTAL DOLLAR figure, and percentages may not total 100 percent.

The FPDS Federal Procurement Report is current as of the date of issuance and all older reports are obsolete, therefore, the FPDC will not maintain prior issuances for either distribution or for reference.

The "**National Capital Planning Commission**" did not report this year and has been removed in order to maintain the Federal Contract Actions and Dollars report to two pages.

In addition to this report, the Federal Procurement Data Center produces the Competitor's Edge which is a free booklet describing the special advantages of the FPDS Special Reports. To obtain the Competitor's Edge, call the FPDC at (202) 401-1529 or write:

Federal Procurement Data Center
7th and D Streets, S.W., Room 5652
Washington, D.C. 20407

TABLE OF CONTENTS

FOREWORD i

HIGHLIGHTS iii

FEDERAL PROCUREMENT HISTORY vi

SMALL BUSINESS OWNERSHIP REPORT vii

SECTION I - TOTAL FEDERAL VIEW 1

 A. Federal Contract Actions & Dollars 2

 B. SF 279/SF 281 Comparisons 4

 C. Contract Dollars by Exec. Dept. & Agencies 5

 D. Federal Procurement by Major PSC 6

 E. Federal Procurement by R&D 7

 F. Federal Procurement by Other Services & Construction 7

 G. Federal Procurement by Supplies & Equipment 8

 H. Federal Procurement by SIC 10

 I. Federal Procurement by Percentage of Competition 12

 J. Federal Procurement Comparison of Pre- and Post-CICA Action 12

 K. Governmentwide Commercial Credit Card Services 13

 L. Federal Procurement Top 100 Contractors 14

 M. Federal Procurement Top 10 Contractors by PSC 16

SECTION II - GEOGRAPHIC VIEWS 19

 A. Federal Procurement by State Summary 20

 B. Federal Procurement by Top 10 States for Last 5 Years 21

 C. STATE SNAPSHOTS:

 1. Alabama 22

 2. Alaska 23

 3. Arizona 24

 4. Arkansas 25

 5. California 26

 6. Colorado 27

 7. Connecticut 28

 8. Delaware 29

 9. District of Columbia 30

 10. Florida 31

 11. Georgia 32

 12. Hawaii 33

 13. Idaho 34

 14. Illinois 35

 15. Indiana 36

 16. Iowa 37

 17. Kansas 38

 18. Kentucky 39

 19. Louisiana 40

 20. Maine 41

 21. Maryland 42

 22. Massachusetts 43

 23. Michigan 44

 24. Minnesota 45

 25. Missouri 46

 26. Mississippi 47

 27. Montana 48

 28. Nebraska 49

 29. Nevada 50

 30. New Hampshire 51

 31. New Jersey 52

 32. New Mexico 53

 33. New York 54

 34. North Carolina 55

 35. North Dakota 56

 36. Ohio 57

 37. Oklahoma 58

 38. Oregon 59

 39. Pennsylvania 60

 40. Rhode Island 61

 41. South Carolina 62

 42. South Dakota 63

 43. Tennessee 64

 44. Texas 65

 45. Utah 66

 46. Vermont 67

 47. Virginia 68

 48. Washington 69

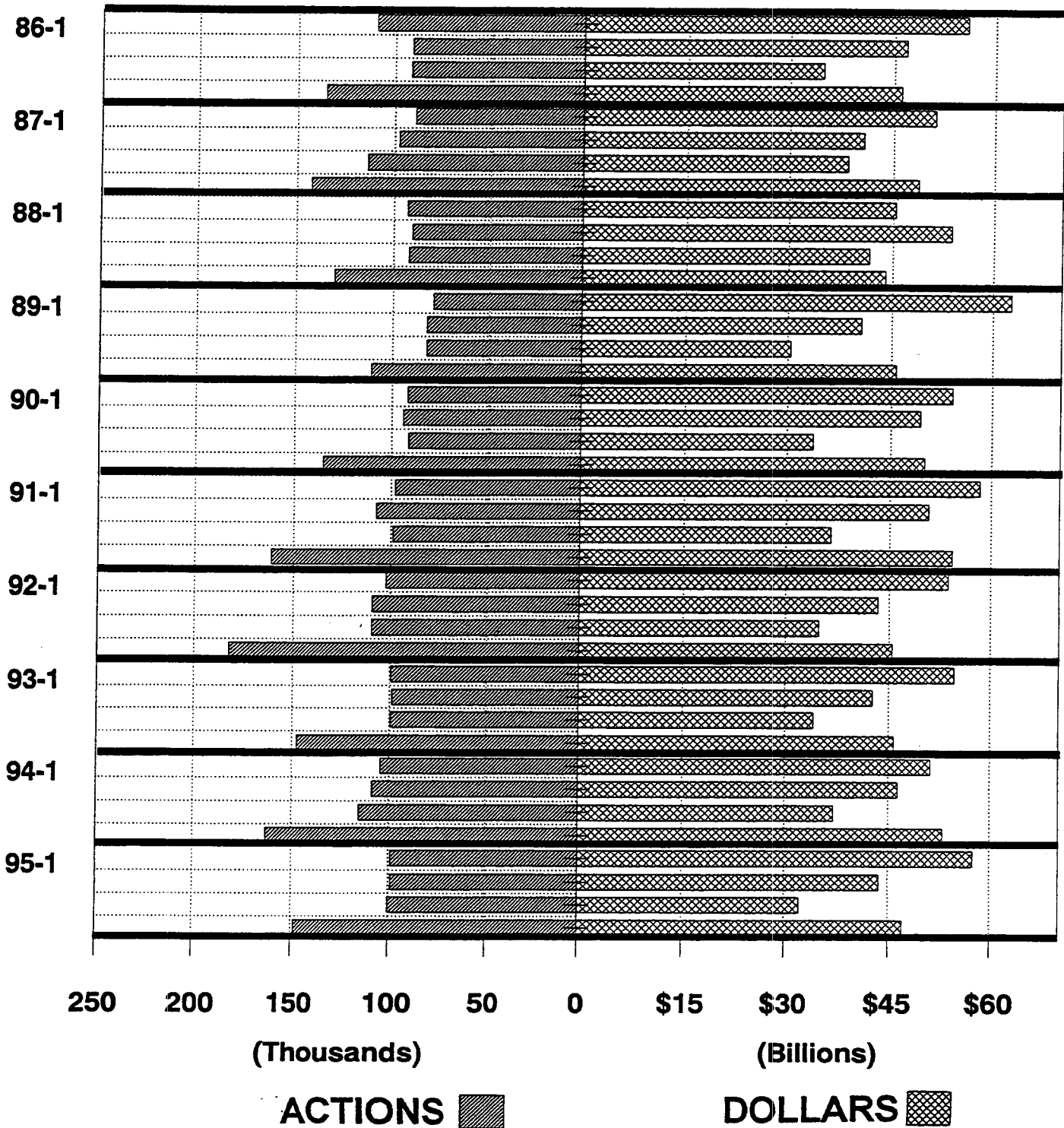
FEDERAL PROCUREMENT DATA SYSTEM

TABLE OF CONTENTS - Continued

49.	West Virginia	70
50.	Wisconsin	71
51.	Wyoming	72
SECTION III - AGENCY VIEWS		73
A.	Total Federal Snapshot Report	74
B.	Agency Snapshot Reports	
1.	Executive Office of the President	76
2.	Department of Agriculture	78
3.	Department of Commerce	80
4.	Department of Defense	82
5.	Department of Education	84
6.	Department of Energy	86
7.	Department of Health and Human Services	88
8.	Department of Housing and Urban Development	90
9.	Department of the Interior	92
10.	Department of Justice	94
11.	Department of Labor	96
12.	Department of State	98
13.	Department of Transportation	100
14.	Department of the Treasury	102
15.	Department of Veterans Affairs	104
16.	Administrative Conference of the US	106
17.	Agency for International Development	108
18.	American Battle Monuments Commission	110
19.	Board for International Broadcasting	112
20.	Commission on Civil Rights	114
21.	Commodity Future Trading Commission	116
22.	Consumer Product Safety Commission	118
23.	Corporation for National and Community Service	120
24.	Defense Nuclear Facilities Safety Board	122
25.	Environmental Protection Agency	124
26.	Equal Employment Opportunity Commission	126
27.	Federal Communications Commission	128
28.	Federal Election Commission	130
29.	Federal Emergency Management Agency	132
30.	Federal Energy Regulatory Commission	134
31.	Federal Labor Relations Authority	136
32.	Federal Maritime Commission	138
33.	Federal Mediation & Conciliation Service	140
34.	Federal Mine Safety & Health Review Commission	142
35.	Federal Trade Commission	144
36.	General Services Administration	146
37.	International Trade Commission	148
38.	Interstate Commerce Commission	150
39.	Merit System Protection Board	152
40.	National Aeronautics & Space Administration	154
41.	National Archives and Records Administration	156
42.	National Foundation on the Arts	158
43.	National Foundation on the Humanities	160
44.	National Gallery of Art	162
45.	National Labor Relations Board	164
46.	National Mediation Board	166
47.	National Science Foundation	168
48.	National Transportation Safety Board	170
49.	Nuclear Regulatory Commission	172
50.	Occupational Safety and Health Review Commission	174
51.	Office of Personnel Management	176
52.	Peace Corps	178
53.	Pennsylvania Avenue Development Corporation	180
54.	Railroad Retirement Board	182
55.	Securities Exchange Commission	184
56.	Selective Service System	186
57.	Small Business Administration	188
58.	Smithsonian Institution	190
59.	Social Security Administration	192
60.	Tennessee Valley Authority	194
61.	U.S. Soldiers and Airmens Home	196
62.	U.S. Trade & Development Agency	198
63.	United States Arms Control and Disarmament Agency	200
64.	United States Information Agency	202

FEDERAL PROCUREMENT DATA SYSTEM
FEDERAL PROCUREMENT HISTORY
 Actions Reported Individually on SF279
 Fiscal Year 1995 Through Fourth Quarter

Fiscal Year
 Quarterly Report
 Periods



**FEDERAL PROCUREMENT DATA SYSTEM
SMALL BUSINESS OWNERSHIP REPORT**

Number of New Businesses by Type of Contractor

Actions Reported Individually on SF279

Fiscal Year 1995 Through Fourth Quarter

	Women-Owned Small Business Firms	Women-Owned Small Disadvantaged Business Firms	Other Small Disadvantaged Business Firms
TOTAL FEDERAL	3,326	806	4,696
Executive Office of the President	1	1	0
Department of Agriculture	275	35	392
Department of Commerce	53	19	85
Department of Defense	1,347	353	2,352
Department of Education	1	0	3
Department of Energy	24	7	64
Department of Health and Human Services	152	53	179
Department of Housing and Urban Development	20	5	3
Department of the Interior	159	31	128
Department of Justice	116	53	57
Department of Labor	19	4	20
Department of State	30	6	31
Department of Transportation	109	26	161
Department of the Treasury	85	16	78
Department of Veterans Affairs	486	79	378
Administrative Conference of the U.S.	0	0	0
Agency for International Development	24	3	33
American Battle Monuments Commission	0	0	0
Board for International Broadcasting	0	0	0
Commission on Civil Rights	0	0	0
Commodity Futures Trading Commission	2	2	0
Consumer Product Safety Commission	0	0	1
Corporation for National and Community Service	1	1	1
Defense Nuclear Facilities Safety Board	0	0	0
Environmental Protection Agency	5	3	18
Equal Employment Opportunity Commission	8	4	0
Federal Communications Commission	0	0	2
Federal Election Commission	0	0	0
Federal Emergency Management Agency	8	5	7
Federal Energy Regulatory Commission	0	0	1
Federal Labor Relations Authority	0	0	0
Federal Maritime Commission	1	0	0
Federal Mediation and Conciliation Service	0	0	0
Federal Mine Safety and Health Review Commission	0	0	0
Federal Trade Commission	0	0	0
General Services Administration	209	28	466
International Trade Commission	0	0	0
Interstate Commerce Commission	0	0	0
Merit Systems Protection Board	0	0	0
National Aeronautics and Space Administration	88	36	73
National Archives and Records Administration	0	0	0
National Foundation on the Arts	0	0	2
National Foundation on the Humanities	0	0	0
National Gallery of Art	0	0	0
National Labor Relations Board	0	0	1
National Mediation Board	0	0	0
National Science Foundation	0	0	33
National Transportation Safety Board	0	0	0
Nuclear Regulatory Commission	20	14	10
Occupational Safety and Health Review Commission	0	0	0
Office of Personnel Management	0	0	53
Peace Corps	0	0	2
Pennsylvania Avenue Development Corporation	0	0	0
Railroad Retirement Board	0	0	0
Securities and Exchange Commission	2	2	2
Selective Service System	0	0	0
Small Business Administration	2	2	0
Smithsonian Institution	10	5	5
Social Security Administration	12	5	11
Tennessee Valley Authority	50	4	34
U.S. Soldiers and Airmens Home	0	0	1
U.S. Trade & Development Agency	3	0	2
United States Arms Control and Disarmament Agency	0	0	0
United States Information Agency	4	4	5

**FEDERAL PROCUREMENT DATA SYSTEM
SMALL BUSINESS OWNERSHIP REPORT**

Number of New Businesses by Ethnic Group
Actions Reported Individually on SF279
Fiscal Year 1995 Through Fourth Quarter

	Women-Owned Small Business Firms	Women-Owned Small Disadvantaged Business Firms	Other Small Disadvantaged Business Firms
TOTAL DEFENSE	1,347	353	2,352
Subcontinent Asian (Asian-Indian) American	12	12	141
Asian Pacific American	80	80	184
Black American	55	55	470
Hispanic American	68	68	531
Native American	17	17	264
Other SDB (certified/ determined by SBA)	27	27	64
No Representation	22	22	340
Other	1,066	72	358

SECTION I

TOTAL FEDERAL VIEW

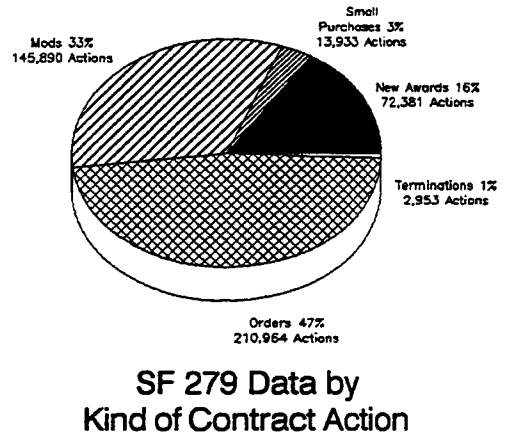
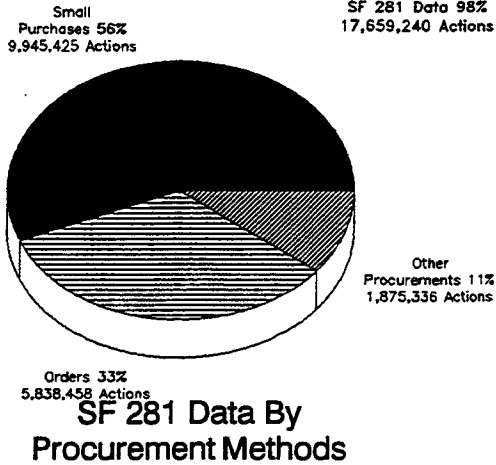
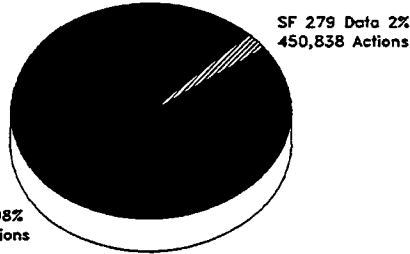
FEDERAL PROCUREMENT DATA SYSTEM
FEDERAL CONTRACT ACTIONS AND DOLLARS
BY EXECUTIVE DEPARTMENT AND AGENCY
 Fiscal Year 1995 Through Fourth Quarter

	All Reported Actions			
	Actions	Percent of Actions	Dollars(000)	Percent of Dollars
TOTAL FEDERAL	18,110,079	100.000	202,301,613	100.000
Executive Office of the President	1,755	0.009	20,324	0.010
Department of Agriculture	883,962	5.433	2,887,483	1.476
Department of Commerce	81,553	0.450	970,882	0.479
Department of Defense	10,700,908	59.088	132,349,622	65.421
Department of Education	13,718	0.075	405,783	0.200
Department of Energy	26,418	0.145	16,925,152	8.366
Department of Health and Human Services	714,070	3.942	3,712,535	1.835
Department of Housing and Urban Development	7,185	0.039	230,024	0.113
Department of the Interior	465,370	2.569	1,937,822	0.957
Department of Justice	755,378	4.171	2,580,359	1.275
Department of Labor	19,939	0.110	843,046	0.416
Department of State	131,537	0.726	1,039,689	0.510
Department of Transportation	242,545	1.339	4,042,878	1.998
Department of the Treasury	106,005	0.585	2,091,209	1.033
Department of Veterans Affairs	2,214,712	12.229	4,605,802	2.276
Administrative Conference of the U.S.	140	0.000	149	0.000
Agency for International Development	9,927	0.054	1,327,581	0.656
American Battle Monuments Commission	14,394	0.079	11,569	0.005
Board for International Broadcasting	186	0.001	158	0.000
Commission on Civil Rights	893	0.004	655	0.000
Commodity Futures Trading Commission	1,401	0.007	10,310	0.005
Consumer Product Safety Commission	902	0.004	4,710	0.002
Corporation for National and Community Service	2,388	0.013	14,643	0.007
Defense Nuclear Facilities Safety Board	172	0.000	646	0.000
Environmental Protection Agency	47,833	0.264	1,027,869	0.508
Equal Employment Opportunity Commission	7,189	0.039	35,440	0.017
Federal Communications Commission	1,772	0.009	4,456	0.002
Federal Election Commission	2,178	0.012	3,209	0.001
Federal Emergency Management Agency	5,630	0.031	266,925	0.131
Federal Energy Regulatory Commission	396	0.002	27,877	0.013
Federal Labor Relations Authority	249	0.001	699	0.000
Federal Maritime Commission	366	0.002	1,130	0.000
Federal Mediation and Conciliation Service	1,320	0.007	1,820	0.000
Federal Mine Safety and Health Review Commission	477	0.002	563	0.000
Federal Trade Commission	1,411	0.007	9,920	0.004
General Services Administration	1,164,321	6.429	6,343,051	3.135
International Trade Commission	1,728	0.009	2,130	0.001
Interstate Commerce Commission	1,029	0.005	2,431	0.001
Merit Systems Protection Board	2,689	0.014	1,576	0.000
National Aeronautics and Space Administration	89,688	0.495	11,962,891	5.913
National Archives and Records Administration	4,069	0.022	21,209	0.010
National Foundation on the Arts	374	0.002	1,375	0.000
National Foundation on the Humanities	1,862	0.009	1,504	0.000
National Gallery of Art	3,699	0.020	6,903	0.003
National Labor Relations Board	1,397	0.007	8,590	0.004
National Mediation Board	403	0.002	2,229	0.001
National Science Foundation	2,586	0.014	181,095	0.089
National Transportation Safety Board	2,960	0.016	1,780	0.000
Nuclear Regulatory Commission	3,564	0.019	82,311	0.040
Occupational Safety and Health Review Commission	598	0.003	657	0.000
Office of Personnel Management	13,047	0.072	82,718	0.040
Peace Corps	18,942	0.104	42,254	0.020
Pennsylvania Avenue Development Corporation	211	0.001	808	0.000
Railroad Retirement Board	2,811	0.015	9,371	0.004
Securities and Exchange Commission	2,803	0.014	32,112	0.015
Selective Service System	961	0.005	1,420	0.000
Small Business Administration	3,454	0.018	10,756	0.005
Smithsonian Institution	21,234	0.117	116,312	0.057
Social Security Administration	63,363	0.349	257,126	0.127
Tennessee Valley Authority	113,907	0.628	5,511,507	2.724
U. S. Soldiers and Airmens Home	2,762	0.015	9,608	0.004
U. S. Trade & Development Agency	177	0.000	3,240	0.001
United States Arms Control and Disarmament Agency	465	0.002	6,618	0.003
United States Information Agency	21,086	0.116	110,992	0.054

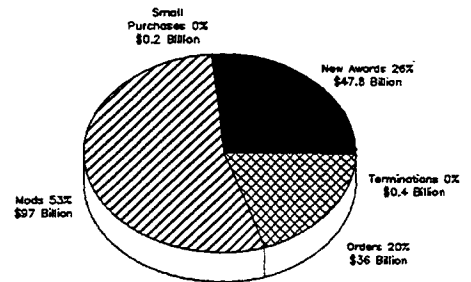
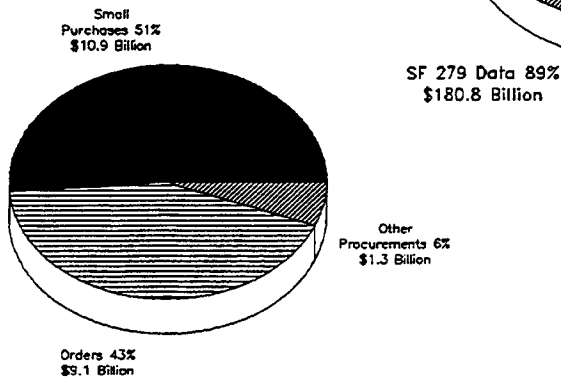
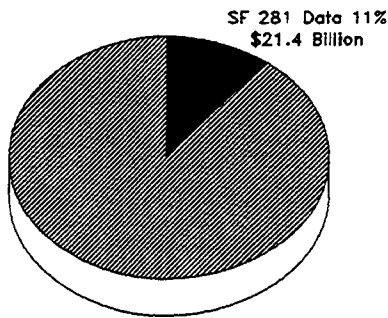
Actions Reported Individually on SF279				Actions Reported in Summary on SF281			
Actions	Percent of Actions	Dollars (000)	Percent of Dollars	Actions	Percent of Actions	Dollars (000)	Percent of Dollars
450,838	100.000	180,851,975	100.000	17,659,241	100.000	21,449,638	100.000
108	0.023	13,902	0.007	1,647	0.009	6,422	0.029
16,279	3.610	2,472,968	1.367	967,683	5.479	514,515	2.398
5,407	1.199	805,303	0.445	76,146	0.431	165,679	0.772
232,738	51.623	118,430,244	65.484	10,468,170	59.278	13,919,378	64.893
1,106	0.245	387,752	0.214	12,612	0.071	18,031	0.084
5,299	1.175	16,882,560	9.335	21,119	0.119	42,592	0.198
11,687	2.582	2,951,778	1.632	702,383	3.977	760,757	3.546
715	0.158	213,185	0.117	6,470	0.036	16,839	0.078
13,481	2.990	1,506,552	0.833	451,889	2.558	431,270	2.010
18,262	4.050	1,863,581	1.030	737,116	4.174	716,778	3.341
1,775	0.393	800,718	0.442	18,164	0.102	42,328	0.197
4,032	0.894	740,334	0.409	127,505	0.722	293,355	1.367
13,506	2.995	3,559,964	1.968	229,039	1.296	482,914	2.251
10,734	2.380	1,884,154	1.041	95,271	0.539	207,055	0.965
31,481	6.982	2,805,312	1.440	2,183,231	12.363	2,000,490	9.326
0	0.000	0	0.000	140	0.000	149	0.000
2,192	0.486	1,300,448	0.719	7,735	0.043	27,133	0.126
0	0.000	0	0.000	14,394	0.081	11,569	0.053
0	0.000	0	0.000	186	0.001	158	0.000
0	0.000	0	0.000	893	0.005	655	0.003
52	0.011	8,560	0.004	1,349	0.007	1,750	0.008
37	0.008	1,861	0.001	865	0.004	2,849	0.013
19	0.004	7,149	0.003	2,369	0.013	7,494	0.034
0	0.000	0	0.000	172	0.000	646	0.003
4,926	1.092	927,060	0.512	42,907	0.242	100,809	0.469
458	0.101	30,925	0.017	6,741	0.038	4,515	0.021
8	0.001	1,654	0.000	1,764	0.009	2,802	0.013
18	0.003	1,166	0.000	2,160	0.012	2,043	0.009
1,089	0.237	251,180	0.138	4,581	0.025	15,745	0.073
108	0.023	26,242	0.014	288	0.001	1,635	0.007
0	0.000	0	0.000	249	0.001	699	0.003
5	0.001	523	0.000	361	0.002	607	0.002
0	0.000	0	0.000	1,320	0.007	1,820	0.008
0	0.000	0	0.000	477	0.002	563	0.002
57	0.012	4,672	0.002	1,354	0.007	5,248	0.024
46,179	10.242	5,362,074	2.964	1,118,142	6.331	980,977	4.573
24	0.005	827	0.000	1,704	0.009	1,203	0.005
11	0.002	1,382	0.000	1,018	0.005	1,049	0.004
0	0.000	0	0.000	2,689	0.015	1,576	0.007
18,093	3.569	11,740,715	6.491	73,595	0.416	222,176	1.035
67	0.014	17,889	0.009	4,002	0.022	3,320	0.015
8	0.001	636	0.000	366	0.002	739	0.003
5	0.001	240	0.000	1,657	0.009	1,264	0.005
28	0.006	3,023	0.001	3,871	0.020	3,880	0.018
64	0.014	5,711	0.003	1,333	0.007	2,879	0.013
112	0.024	1,773	0.000	291	0.001	456	0.002
250	0.055	172,288	0.095	2,336	0.013	8,807	0.041
0	0.000	0	0.000	2,960	0.016	1,780	0.008
678	0.150	72,276	0.039	2,886	0.016	10,035	0.046
0	0.000	0	0.000	598	0.003	657	0.003
2,772	0.614	65,561	0.036	10,275	0.058	17,157	0.079
148	0.032	8,926	0.004	18,794	0.106	33,328	0.155
3	0.000	353	0.000	208	0.001	455	0.002
39	0.008	5,928	0.003	2,772	0.015	3,443	0.016
106	0.023	23,585	0.013	2,497	0.014	8,527	0.039
2	0.000	174	0.000	959	0.005	1,246	0.005
44	0.009	4,537	0.002	3,410	0.019	6,219	0.028
485	0.107	100,838	0.055	20,749	0.117	15,474	0.072
1,447	0.320	204,530	0.113	81,916	0.350	52,596	0.245
6,054	1.342	5,293,855	2.927	107,853	0.610	217,652	1.014
46	0.010	6,909	0.003	2,716	0.015	2,699	0.012
37	0.008	2,229	0.001	140	0.000	1,011	0.004
47	0.010	4,266	0.002	418	0.002	2,352	0.010
530	0.117	71,603	0.039	20,556	0.116	39,389	0.183

**FEDERAL PROCUREMENT DATA SYSTEM
SF279/SF281 COMPARISONS
Fiscal Year 1995 Through Fourth Quarter**

ACTIONS

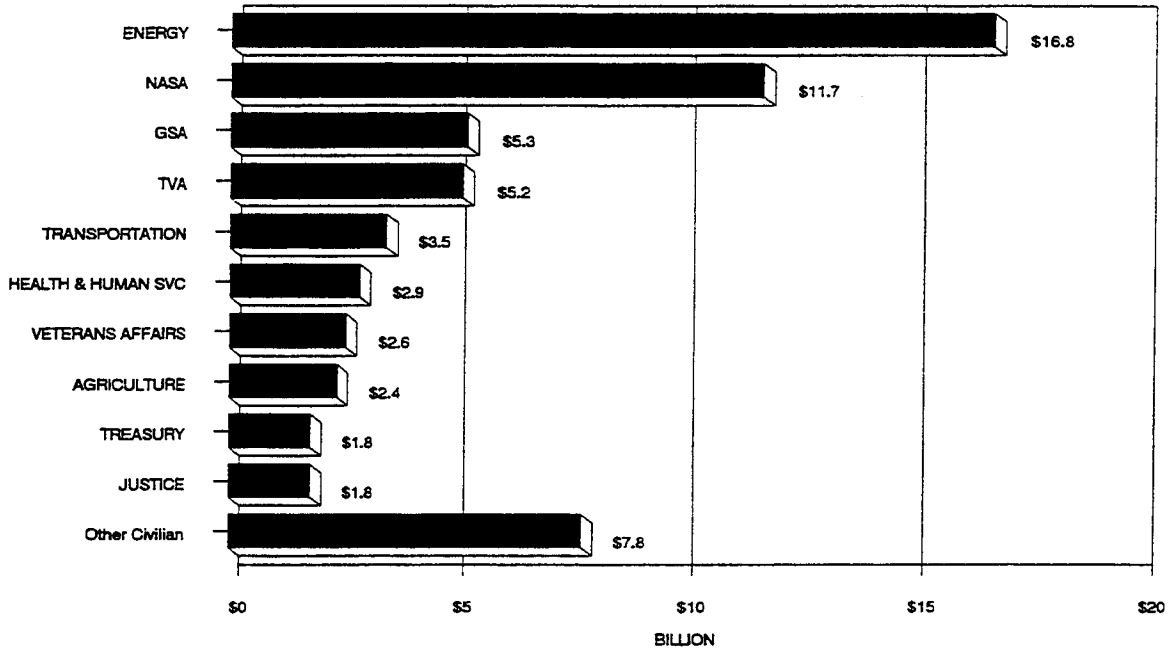


DOLLARS

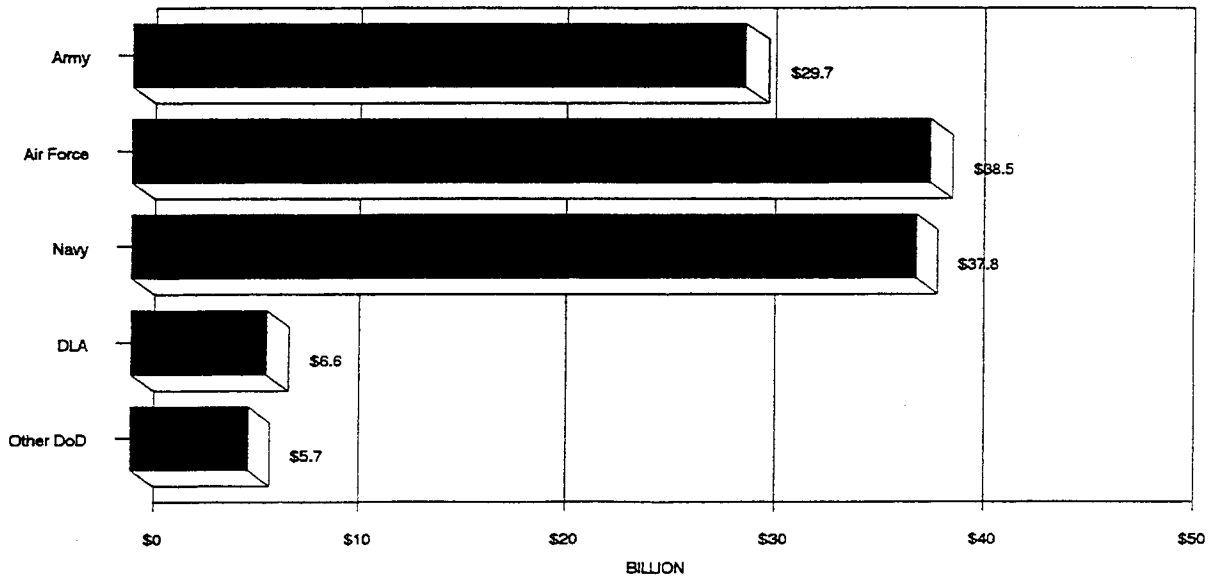


FEDERAL PROCUREMENT DATA SYSTEM
CONTRACT DOLLARS BY EXECUTIVE DEPARTMENTS AND AGENCIES
 Actions Reported Individually on SF279
 Fiscal Year 1995 Through Fourth Quarter

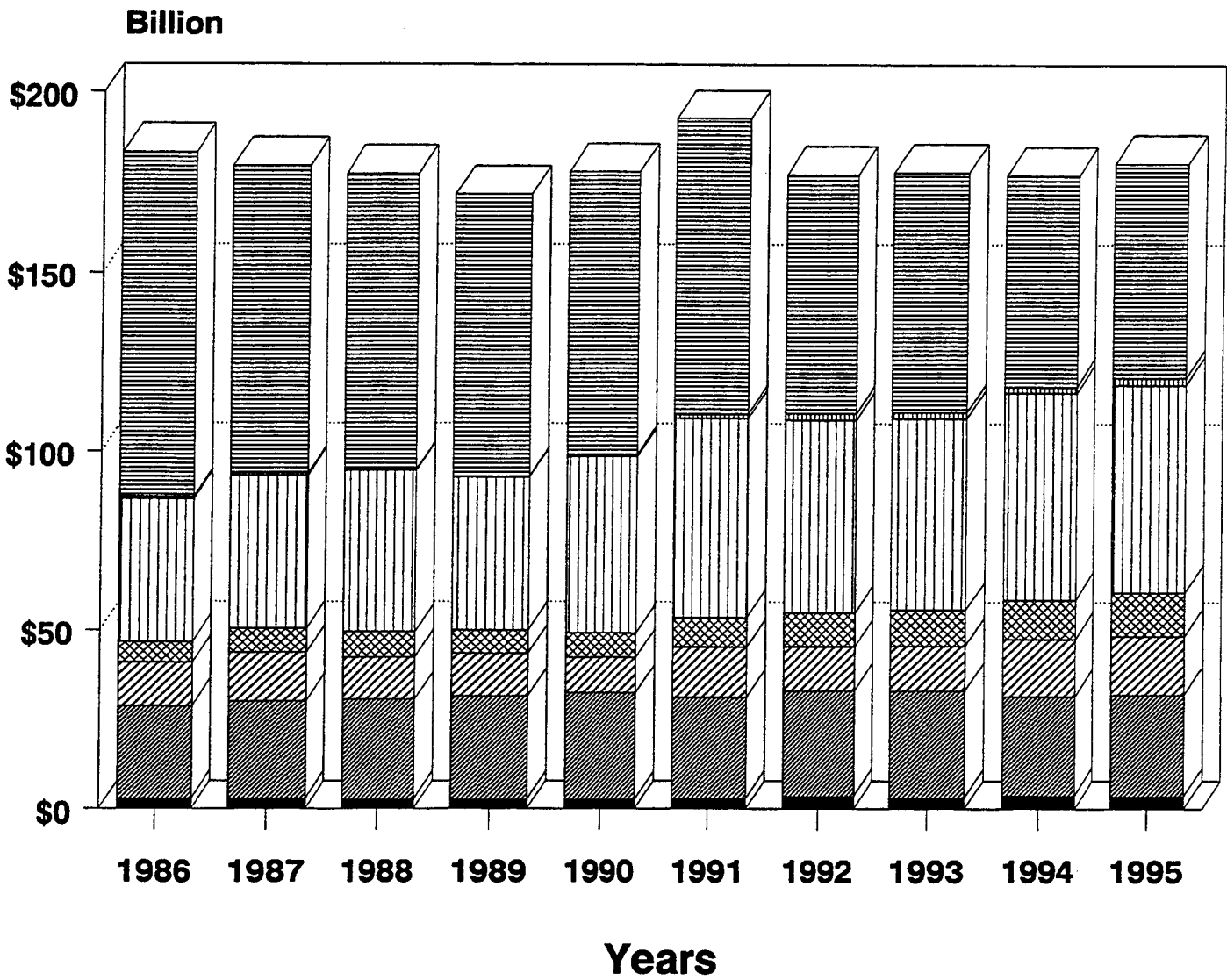
CIVILIAN AGENCIES
 TOTAL DOLLARS \$62.4 BILLION



DEPARTMENT OF DEFENSE
 TOTAL DOLLARS \$118.4 BILLION



FEDERAL PROCUREMENT DATA SYSTEM
FEDERAL PROCUREMENT BY MAJOR PRODUCT/SERVICE CATEGORY
 Actions Reported Individually on SF279
 Fiscal Year 1995 Through Fourth Quarter



- | | | | |
|-------|---------------|--------------|------------|
| A & E | R & D | Construction | ADP Equip. |
| Other | Real Property | Supplies | |

FEDERAL PROCUREMENT DATA SYSTEM
RESEARCH AND DEVELOPMENT SUMMARY - BY R & D CATEGORY
 Actions Reported Individually on SF279
 Fiscal Year 1995 Through Fourth Quarter

	Year to Date	
	Number of Actions	Dollars (000)
TOTAL FEDERAL RESEARCH AND DEVELOPMENT	33,667	28,369,595
AA Agriculture	10	6,112
AB Community Services and Development	15	2,878
AC Defense Systems	9,786	14,685,962
AD Defense - Other	10,111	4,032,202
AE Economic Growth and Productivity	327	220,348
AF Education	84	36,640
AG Energy	514	758,545
AH Environmental Protection	593	131,845
AJ General Science and Technology	1,033	237,147
AK Housing	1	416
AL Income Security	4	865
AM International Affairs and Cooperation	3	582
AN Medical	1,803	912,583
AP Natural Resources	93	13,390
AQ Social Services	0	0
AR Space	4,056	4,544,080
AS Transportation, Modal	173	85,600
AT Transportation, General	407	106,011
AV Mining	31	3,720
AZ Other Research and Development	4,623	2,590,669

OTHER SERVICES AND CONSTRUCTION - SUMMARY BY SERVICE CATEGORY
 Actions Reported Individually on SF279
 Fiscal Year 1995 Through Fourth Quarter

	Year to Date	
	Number of Actions	Dollars (000)
TOTAL FEDERAL OTHER SERVICES AND CONSTRUCTION	262,925	87,915,680
B Special Studies and Analyses - Not R&D	4,134	1,107,615
C Architect and Engineering Services - Construction	21,541	3,613,158
D Automatic Data Processing and Telecommunications Services	22,487	7,019,961
F Natural Resources Management	7,949	1,422,596
G Social Services	2,073	712,385
H Quality Control, Testing and Inspection Services	1,464	449,057
J Maintenance, Repair, and Rebuilding of Equipment	21,270	7,568,941
K Modification of Equipment	956	1,070,023
L Technical Representation Services	1,894	760,082
M Operation of Government-Owned Facility	4,210	18,274,814
N Installation of Equipment	2,638	486,689
P Salvage Services	395	92,215
Q Medical Services	20,049	2,076,621
R Professional, Administrative and Management Support Services	39,861	15,584,473
S Utilities and Housekeeping Services	21,510	5,189,427
T Photographic, Mapping, Printing, and Publication Services	2,186	233,283
U Training Services	6,214	975,583
V Transportation and Travel	6,967	2,370,354
W Lease or Rental of Equipment	2,447	365,397
X Lease or Rental of Facilities	12,161	2,008,213
Y Construction of Structures and Facilities	17,710	8,562,966
Z Maintenance, Repair or Alteration of Real Property	42,809	7,971,787

FEDERAL PROCUREMENT DATA SYSTEM
SUPPLIES AND EQUIPMENT - SUMMARY BY FSC GROUP
Actions Reported Individually on SF279
Fiscal Year 1995 Through Fourth Quarter

	Year to Date	
	Number of Actions	Dollars (000)
TOTAL FEDERAL SUPPLIES AND EQUIPMENT	149,529	64,566,700
10 Weapons	694	932,116
11 Nuclear Ordnance	44	21,911
12 Fire Control Equipment	684	609,370
13 Ammunition and Explosives	1,367	1,584,064
14 Guided Missiles	1,211	4,055,858
15 Aircraft and Airframe Structural Components	2,669	9,951,589
16 Aircraft Components and Accessories	3,297	1,902,680
17 Aircraft Launching, Landing, and Ground Handling Equipment	336	127,278
18 Space Vehicles	316	1,355,398
19 Ships, Small Craft, Pontoons and Floating Docks	1,701	5,757,020
20 Ship and Marine Equipment	508	153,497
22 Railway Equipment	42	18,876
23 Ground Effect Vehicles, Motor Vehicles, Trailers, and Cycles	971	1,673,756
24 Tractors	110	31,333
25 Vehicular Equipment Components	1,002	314,678
26 Tires and Tubes	214	87,336
28 Engines, Turbines, and Components	2,823	2,756,991
29 Engine Accessories	1,261	191,634
30 Mechanical Power Transmission Equipment	673	77,271
31 Bearings	537	60,732
32 Woodworking Machinery and Equipment	23	1,441
34 Metalworking Machinery	399	50,413
35 Service and Trade Equipment	265	21,694
36 Special Industry Machinery	1,224	211,747
37 Agricultural Machinery and Equipment	185	8,525
38 Construction, Mining, Excavating, and Highway Maintenance Equipment	532	82,846
39 Materials Handling Equipment	922	205,877
40 Rope, Cable, Chain and Fittings	163	14,912
41 Refrigeration, Air Conditioning and Air Circulating Equipment	939	112,785
42 Fire Fighting, Rescue, and Safety Equipment	494	151,831
43 Pumps and Compressors	958	105,420
44 Furnace, Steam Plant, and Drying Equipment; and Nuclear Reactors	378	-494,432
45 Plumbing, Heating, and Sanitation Equipment	196	18,869
46 Water Purification and Sewage Treatment Equipment	138	47,787
47 Pipe, Tubing, Hose and Fittings	891	71,968
48 Valves	1,137	96,579
49 Maintenance and Repair Shop Equipment	1,109	345,834
51 Hand Tools	960	62,675
52 Measuring Tools	63	5,657
53 Hardware and Abrasives	1,479	119,013

FEDERAL PROCUREMENT DATA SYSTEM
SUPPLIES AND EQUIPMENT - SUMMARY BY FSC GROUP-Continued
 Actions Reported in Summary on SF279
 Fiscal Year 1995 Through Fourth Quarter

	Year to Date	
	Number of Actions	Dollars (000)
54 Prefabricated Structures and Scaffolding	907	134,074
55 Lumber, Millwork, Plywood and Veneer	902	32,258
56 Construction and Building Materials	823	123,769
58 Communications, Detection, and Coherent Radiation Equipment	9,719	5,298,616
59 Electrical and Electronic Equipment Components	6,211	1,242,091
60 Fiber Optics Materials, Components, Assemblies, and Accessories	362	108,381
61 Electric Wire, and Power and Distribution Equipment	3,033	796,109
62 Lighting Fixtures and Lamps	515	38,340
63 Alarm, Signal, and Security Detection Systems	376	54,577
65 Medical, Dental, and Veterinary Equipment and Supplies	7,958	1,017,759
66 Instruments and Laboratory Equipment	5,947	1,063,053
67 Photographic Equipment	699	92,037
68 Chemicals and Chemical Products	1,327	246,166
69 Training Aids and Devices	693	641,441
70 General Purpose Automatic Data Processing Equipment	32,696	4,551,398
71 Furniture	8,552	983,942
72 Household and Commercial Furnishings and Appliances	1,925	96,029
73 Food Preparation and Serving Equipment	665	51,409
74 Office Machines, Text Processing Systems and Visible Record	642	49,037
75 Office Supplies and Devices	4,594	201,496
76 Books, Maps, and Other Publications	1,106	168,499
77 Musical Instruments, Phonographs and Home-type Radios	60	2,736
78 Recreational and Athletic Equipment	331	20,451
79 Cleaning Equipment and Supplies	740	28,829
80 Brushes, Paints, Sealers and Adhesives	578	17,668
81 Containers, packaging and Packing Supplies	2,439	165,292
83 Textiles, Leather, Furs, Apparel and Shoe Findings, Tents and Flags	952	175,337
84 Clothing, Individual Equipment, and Insignia	1,496	683,905
85 Toiletries	700	45,803
87 Agricultural Supplies	318	12,009
88 Live Animals	70	10,998
89 Subsistence	11,635	2,826,158
91 Fuels, Lubricants, Oils, and Waxes	2,868	6,793,938
93 Nonmetallic Fabricated Materials	910	140,219
94 Nonmetallic Crude Materials	149	297,897
95 Metal Bars, Sheets and Shapes	619	131,825
96 Ores, Minerals and Their Primary Products	338	306,968
99 Miscellaneous	2,726	3,009,510
E Purchase of Structures and Facilities	33	1,847

**FEDERAL PROCUREMENT DATA SYSTEM
STANDARD INDUSTRIAL CLASSIFICATION (SIC) CODE SUMMARY - BY SIC
GROUP**

**Actions Reported Individually on SF279
Fiscal Year 1995 Through Fourth Quarter**

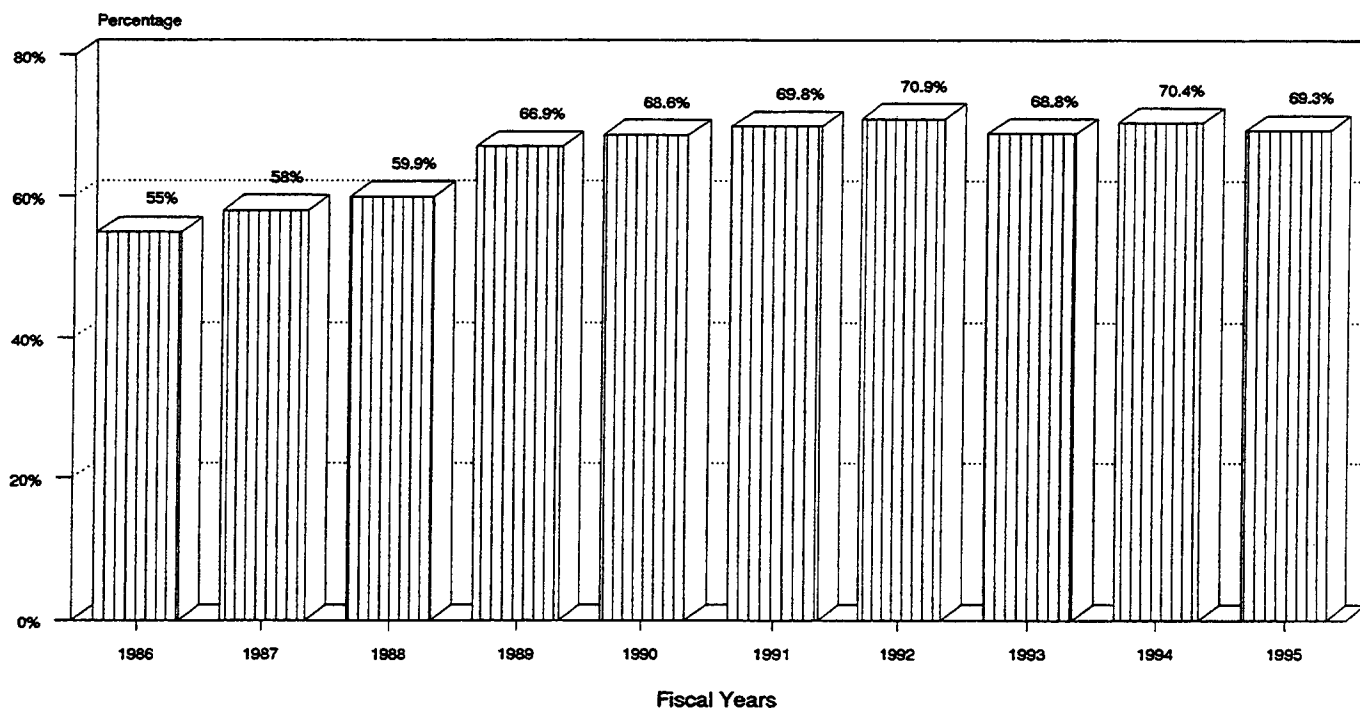
	Year to Date	
	Number of Actions	Dollars ('000)
TOTAL FEDERAL	446,121	180,851,975
Agriculture, forestry, and fishing		
01 Agriculture production - crops	35	2,256
02 Agriculture production livestock and animal specialties	120	8,075
07 Agricultural services	1,102	209,471
08 Forestry	2,222	123,139
09 Fishing, hunting, and trapping	19	1,894
TOTAL	3,498	344,835
Mining		
10 Metal mining	4	50,055
12 Coal mining	822	2,955,725
13 Oil and gas extraction	269	150,995
14 Mining and quarrying of nonmetallic minerals, except fuels	382	88,516
TOTAL	1,477	3,245,291
Construction		
15 Building construction-general contractors and operative builders	25,190	8,181,041
16 Heavy construction other than building construction contractors	15,271	4,690,803
17 Construction-special trade contractors	20,406	3,259,697
TOTAL	60,867	16,111,541
Manufacturing		
20 Food and kindred products	9,795	2,691,190
21 Tobacco products	12	780
22 Textile mill products	1,688	206,166
23 Apparel and other finished products made from fabrics	1,480	601,940
24 Lumber and wood products, except furniture	898	53,267
25 Furniture and fixtures	9,248	972,428
26 Paper and allied products	4,276	346,598
27 Printing, publishing, and allied industries	1,795	274,455
28 Chemicals and allied products	4,803	1,193,444
29 Petroleum refining and related industries	429	2,636,082
30 Rubber and miscellaneous plastics products	2,232	225,250
31 Leather and leather products	261	118,473
32 Stone, clay, glass, and concrete products	593	177,957
33 Primary metal industries	1,450	256,186
34 Fabricated metal products, except machinery and transportation	7,604	6,524,291
35 Industrial and commercial machinery and computer equipment	31,138	5,058,648
36 Electronic, other electrical equipment and components, not computer	20,674	8,470,884
37 Transportation equipment	27,777	43,256,986
38 Measuring, analyzing, and controlling instruments	13,011	4,247,965
39 Miscellaneous manufacturing industries	2,802	183,838
TOTAL	141,946	77,486,828
Transportation, communications, electric, gas, and sanitary service		
40 Railroad transportation	223	211,570
41 Local and suburban transit and interurban passenger transportation	898	105,525
42 Motor freight transportation and warehousing	1,753	342,014
43 United States Postal Service	10	1,434
44 Water transportation	2,038	1,880,016
45 Transportation by air	2,383	966,376
46 Pipelines, except natural gas	14	3,291
47 Transportation services	498	65,876
48 Communications	7,300	2,430,155
49 Electric, gas, and sanitary services	11,060	2,685,221
TOTAL	26,177	8,691,478

FEDERAL PROCUREMENT DATA SYSTEM
**STANDARD INDUSTRIAL CLASSIFICATION (SIC) CODE SUMMARY - BY SIC
 GROUP - Continued**

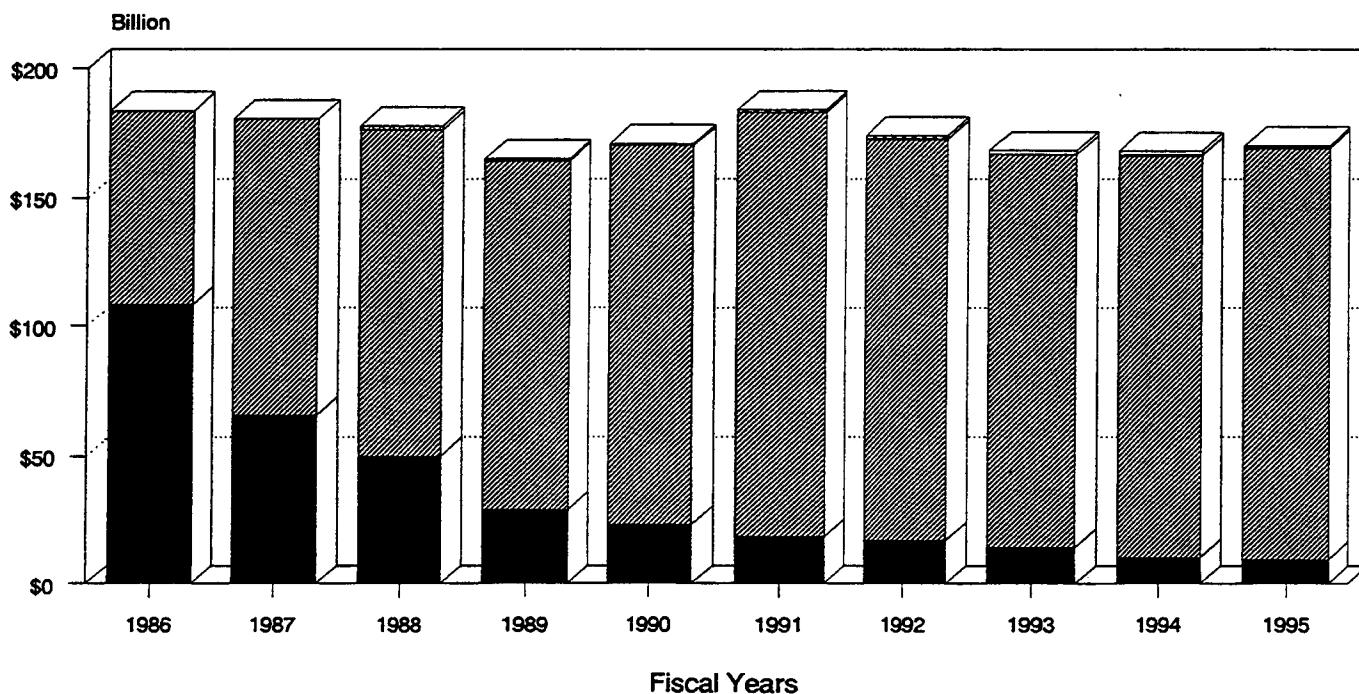
Actions Reported in Summary on SF279
 Fiscal Year 1995 Through Fourth Quarter

	Year to Date	
	Number of Actions	Dollars (000)
Wholesale trade		
50 Wholesale trade-durable goods	11,852	1,433,276
51 Wholesale trade-nondurable goods	5,342	1,183,547
TOTAL	17,194	2,616,823
Retail trade		
52 Building materials, hardware, garden supply, and mobile home dealer	119	23,592
53 General merchandise stores	19	2,826
54 Food stores	63	3,228
55 Automotive dealers and gasoline service stations	81	5,041
56 Apparel and accessory stores	14	586
57 Home furniture, furnishings, and equipment stores	465	32,435
58 Eating and drinking places	968	292,850
59 Miscellaneous retail	345	24,137
TOTAL	2,074	384,695
Finance, insurance, and real estate		
60 Depository institutions	18	18,611
61 Nondepository credit institutions	7	1,816
62 Security and commodity brokers, dealers, exchanges, and services	29	5,918
63 Insurance carriers	285	364,942
64 Insurance agents, brokers, and service	197	178,704
65 Real estate	14,339	1,741,483
67 Holding and other real investment offices	5	438
TOTAL	14,880	2,311,912
Services		
70 Hotels, rooming houses, camps, and other lodging places	842	58,339
72 Personal services	1,029	141,685
73 Business services	43,299	10,538,234
75 Automotive repair, services, and parking	531	69,164
76 Miscellaneous repair services	3,525	596,316
78 Motion pictures	602	70,646
79 Amusement and recreation services	132	12,360
80 Health services	19,723	1,930,765
81 Legal services	439	80,987
82 Educational services	2,977	1,557,487
83 Social services	2,185	530,852
84 Museums, art galleries, and botanical and zoological gardens	12	1,670
86 Membership organizations	196	85,990
87 Engineering, accounting, research, management, and related services	88,647	45,373,244
88 Private holdings	10	1,085
89 Miscellaneous services	10,938	3,990,360
TOTAL	175,087	65,039,184
Public administration		
91 Executive, legislative, and general government, except finance	374	29,918
92 Justice, public order, and safety	84	17,456
93 Public finance, taxation, and monetary policy	12	8,114
94 Administration of human resource programs	57	22,192
95 Administration of environmental quality and housing programs	195	142,272
96 Administration of economic programs	103	397,393
97 National security and international affairs	59	36,016
TOTAL	884	653,361
Nonclassifiable establishments		
99 Nonclassifiable establishments	2,037	3,956,027

**FEDERAL PROCUREMENT DATA SYSTEM
 PERCENTAGE OF PROCUREMENT DOLLARS AWARDED COMPETITIVELY
 SF279 and SF 281 Data**



**FEDERAL PROCUREMENT DATA SYSTEM
 COMPARISON OF PRE- AND POST-CICA ACTIONS**



- PRE-CICA
- CICA APPLICABLE
- SMALL PURCHASE
- NOT SUBJECT TO CICA
- Series 5
- Series 6

Government Purchase Card Statistics

Sales, Transactions and Cards

Fiscal Year 1995

Agency	Sales	Transactions	Cards
Agency for International Development	\$1,224,117.54	1,687	115
Agriculture, Department of	\$59,163,663.30	271,343	7,512
Appalachian Regional Commission	\$141,432.81	485	5
Army, Department of the	\$429,568,520.21	927,726	23,254
Commerce, Department of	\$64,628,181.81	207,410	5,430
Consumer Product Safety Commission	\$82,942.03	345	18
Corporation for Natural Service	\$310,578.97	1,361	77
Defense, Miscellaneous Department of	\$45,429,958.87	69,238	2,212
Education, Department of	\$3,964,474.05	8,125	217
Energy, Department of	\$45,867,796.24	87,336	3,079
Environmental Protection Agency	\$12,544,034.69	34,787	1,052
Equal Employment Opportunity Commission	\$154,939.20	777	43
Executive Office of the President	\$730,312.29	2,348	105
Farm Credit Administration	\$52,615.68	143	3
Federal Communications Commissions	\$1,226,691.51	4,800	177
Federal Emergency Management Agency	\$5,599,367.44	8,885	261
Federal Labor Relations Authority	\$169,417.82	510	9
Federal Mediation & Conciliation Service	\$86,896.13	501	14
Federal Trade Commission	\$1,102,332.20	2,615	59
General Services Administration	\$11,413,835.25	40,619	1,423
Government of the Virgin Islands	\$65,938.95	161	17
Government Printing Office	\$96,638.57	964	45
Health & Human Services, Department of	\$19,786,932.67	54,056	3,873
Housing & Urban Development, Dept. of	\$4,182,482.56	9,931	271
Interior, Department of	\$68,722,648.37	265,392	9,814
International Trade Commission	\$169,244.73	566	10
Justice, Department of	\$17,666,018.85	52,536	2,288
Labor, Department of	\$9,701,782.07	31,936	990
Library of Congress	\$501,839.03	1,339	25
Merit Systems Protection Board	\$77,803.73	454	30
Miscellaneous Independent Agencies	\$1,117,160.40	2,778	119
Natl Aeronautics & Space Administration	\$21,437,066.09	35,772	1,682
Natl Archives & Records Administration	\$840,545.91	3,644	121
Natl Credit Union Administration	\$25,583.30	110	16
Natl Foundation for the Arts/Humanities	\$387,308.35	1,295	18
Natl Labor Relations Board	\$112,730.16	883	59
Natl Science Foundation	\$1,163,133.28	4,113	111
Navy, Department of	\$188,491,546.83	328,559	6,704
Office of Personnel Management	\$1,845,644.71	4,912	212
Overseas Private Investment	\$6,036.50	67	11
Railroad Retirement Board	\$55,824.58	230	11
Resolution Trust	\$899,893.40	2,220	29
Securities & Exchange Commission	\$216,423.60	461	25
Small Business Administration	\$233,963.22	1,154	73
Social Security Administration	\$1,450,950.37	2,545	409
State Department of Foreign Affairs	\$49,775.26	150	31
State, Department of	\$6,682,006.16	11,631	329
Transportation, Department of	\$127,064,269.93	417,654	14,764
Treasury, Department of	\$55,430,265.15	277,044	9,946
US Air Force	\$132,117,281.24	341,236	13,778
US Courts	\$709,881.72	2,581	152
US Information Agency	\$1,975,625.13	3,820	77
US Nuclear Regulatory Commission	\$1,263,366.86	1,830	75
US Postal Service	\$238,982,392.26	698,517	17,141
US Tax Court	\$32,363.79	164	1
Veterans Administration	\$4,749,227.33	16,750	2,028
Program Total, FY 1995	\$1,591,773,703.10	4,248,496	130,350

THIS CHART WAS PROVIDED BY THE ACQUISITION, OPERATIONS, & ELECTRONIC
COMMERCE CENTER OF THE FEDERAL SUPPLY SERVICE, GSA

* These figures are not included in any other parts of the FPR

FEDERAL PROCUREMENT DATA SYSTEM
TOP 100 FEDERAL CONTRACTORS
 Actions Reported Individually on SF279
 Fiscal Year 1995 Through Fourth Quarter

	CURRENT YEAR'S DOLLARS (000)	PERCENT OF DOLLARS	PRIOR YEAR'S DOLLARS (000)	PERCENT OF DOLLARS
TOTAL FEDERAL	180,834,978	100.00	177,503,339	100.00
TOP 100 SUBTOTAL	99,845,237	55.21	98,125,514	55.28
1 LOCKHEED MARTIN CORPORATION	14,866,038	8.22	13,195,684	7.43
2 MCDONNELL DOUGLAS CORPORATION	8,540,646	4.72	9,845,510	5.55
3 WESTINGHOUSE ELECTRIC CORP	4,227,765	2.34	4,813,701	2.71
4 TENNECO INC	3,769,332	2.08	511,418	.29
5 GENERAL MOTORS CORPORATION	3,585,334	1.98	3,501,009	1.97
6 RAYTHEON COMPANY	3,504,140	1.94	4,040,218	2.28
7 BOEING COMPANY THE	3,373,660	1.86	2,476,716	1.40
8 NORTHROP GRUMMAN CORPORATION	3,210,875	1.77	5,313,391	2.99
9 ROCKWELL INTERNATIONAL CORP	2,595,293	1.43	2,594,788	1.46
10 GENERAL ELECTRIC COMPANY	2,557,137	1.41	3,140,394	1.77
11 UNIVERSITY OF CALIFORNIA	2,338,598	1.29	2,313,715	1.30
12 LORAL CORPORATION	2,208,470	1.22	1,802,707	1.02
13 UNITED TECHNOLOGIES CORP	2,103,049	1.16	2,978,701	1.68
14 GENERAL DYNAMICS CORPORATION	1,830,294	1.01	2,702,030	1.52
15 TRW INC	1,604,754	.89	1,298,544	.73
16 SANDIA CORP	1,314,983	.73	1,347,478	.76
17 SCIENCE APPLICATIONS INTL CORP	1,287,847	.71	1,178,005	.66
18 LITTON INDUSTRIES INC	1,271,573	.70	1,619,963	.91
19 COMPUTER SCIENCES CORPORATION	1,221,236	.67	1,116,202	.63
20 TEXTRON INC	1,170,690	.65	1,244,482	.70
21 EG&G INC	1,166,245	.64	1,859,036	1.05
22 CALIFORNIA INSTITUTE OF TECH	1,155,113	.64	1,106,045	.62
23 ALLIEDSIGNAL INC	1,080,755	.60	1,114,408	.63
24 INTERNATIONAL BUS MCHS CORP	969,439	.54	1,066,625	.60
25 FOSTER WHEELER CORPORATION	792,574	.44	210,504	.12
26 AMERICAN TELE & TELG CO	781,427	.43	1,251,512	.70
27 DYNACORP	731,304	.40	678,051	.38
28 BATTELLE MEMORIAL INSTITUTE	719,209	.40	647,975	.36
29 GTE CORPORATION	700,951	.39	775,929	.44
30 BECHTEL GROUP INC	690,333	.38	575,182	.32
31 AETNA LIFE AND CASUALTY CO	672,026	.37	18,942	.01
32 ITT CORPORATION	626,435	.35	668,489	.38
33 UNISYS CORPORATION	622,283	.34	779,188	.44
34 BLACK & DECKER CORPORATION	574,228	.32	729,337	.41
35 TEXAS INSTRUMENTS INCORPORATED	586,225	.31	686,474	.39
36 FULCRUM II LIMITED PARTNERSHIP	566,950	.31	797,629	.45
37 THIOKOL CORPORATION	543,210	.30	522,170	.29
38 UNIVERSITY OF CHICAGO THE	537,694	.30	601,246	.34
39 TRACOR INC	535,432	.30	483,278	.27
40 OLIN CORPORATION	507,629	.28	340,642	.19
41 FMC CORPORATION	497,461	.27	513,051	.29
42 HARRIS CORPORATION	487,248	.27	568,116	.32
43 EXXON CORPORATION	473,047	.26	532,427	.30
44 CARLYLE PARTNERS LEVERAGED CAP	464,304	.26	588,578	.33
45 MITRE CORPORATION	463,176	.26	541,519	.30
46 ALLIANT TECHSYSTEMS CORP	459,630	.25	446,385	.26
47 STEWART & STEVENSON SVCS INC	445,529	.25	22,251	.01
48 HANSON PLC	422,290	.23	25,176	.01
49 ASSOCIATED UNIVERSITIES INC	409,559	.23	401,544	.23
50 MASSACHUSETTS INST OF TECH	402,510	.22	368,351	.21

FEDERAL PROCUREMENT DATA SYSTEM
TOP 100 FEDERAL CONTRACTORS-Continued
 Actions Reported Individually on SF279
 Fiscal Year 1995 Through Fourth Quarter

	CURRENT YEAR'S DOLLARS (000)	PERCENT OF DOLLARS	PRIOR YEAR'S DOLLARS (000)	PERCENT OF DOLLARS
51 HONEYWELL INC	400,139	.22	280,049	.16
52 BOEING SKRSKY COMANCHE TEAM JV	391,853	.22	327,548	.18
53 BELL ATLANTIC CORPORATION	375,842	.21	211,847	.12
54 CHRYSLER CORPORATION	368,320	.20	314,021	.18
55 ROLLS-ROYCE PLC	365,746	.20	354,425	.20
56 MOTOROLA INC	355,229	.20	337,388	.19
57 DELTA DENTAL PLAN OF CA	351,832	.19	344,455	.19
58 MASON COMPANY THE (DEL)	351,605	.19	282,424	.16
59 HALLIBURTON COMPANY	342,430	.19	300,150	.17
60 TELEDYNE INC	336,929	.19	356,217	.20
61 LOGICON INC	331,084	.18	356,888	.20
62 AMERISOURCE HEALTH CORPORATION	329,410	.18	155,914	.09
63 OHM CORPORATION	323,918	.18	188,884	.11
64 BOOZ ALLEN & HAMILTON INC	319,335	.18	264,328	.15
65 MCDERMOTT INTERNATIONAL INC	317,630	.18	405,317	.23
66 UNITED DEFENSE LP	308,944	.17	37,777	.02
67 JOHNSON CONTROLS INC	307,344	.17	392,977	.22
68 JOHNS HOPKINS UNIVERSITY	305,332	.17	466,435	.26
69 THOMSON S A	304,731	.17	211,141	.12
70 FEDERAL EXPRESS CORPORATION	303,488	.17	327,622	.18
71 OHIO VALLEY ELECTRIC CORP	299,919	.17	258,253	.15
72 COSTAIN GROUP PLC	299,141	.17	18,916	.01
73 UNIVERSITIES RESEARCH ASSN	292,791	.16	559,498	.32
74 OGDEN CORPORATION	292,614	.16	190,946	.11
75 ATLANTIC RICHFIELD COMPANY	284,306	.16	239,137	.13
76 DAY & ZIMMERMAN INCORPORATED	280,286	.15	60,326	.03
77 DRAPER CHARLES STARK LAB INC	279,242	.15	196,842	.11
78 KAPL INC	278,162	.15	291,641	.16
79 CSX CORPORATION	269,072	.15	134,558	.08
80 PHILIPP HOLZMANN AKTIEGESELLS	266,317	.15	216,565	.12
81 COMMONWEALTH COAL SALES INC	262,715	.15	0	.00
82 WMX TECHNOLOGIES INC	260,329	.14	244,116	.14
83 MIDWEST RESEARCH INSTITUTE	254,373	.14	218,869	.12
84 UNC INCORPORATED	252,368	.14	227,068	.13
85 AEROSPACE CORPORATION	251,581	.14	98,123	.06
86 CFM INTERNATIONAL INC	242,901	.13	-17,184	.00
87 FLUOR CORPORATION	242,331	.13	443,893	.25
88 CENTEX CORPORATION	242,277	.13	196,278	.11
89 CYPRUS AMAX MINERALS COMPANY	241,870	.13	22,595	.01
90 STANFORD LELAND JUNIOR UNIV	237,330	.13	242,484	.14
91 INTERNATIONAL TECHNOLOGY CORP	233,866	.13	196,096	.11
92 TI/MARTIN JAVELIN JOINT VENTURE	231,654	.13	248,146	.14
93 XEROX CORPORATION	228,713	.13	250,407	.14
94 ROYAL DUTCH/SHELL GROUP	207,097	.11	261,292	.15
95 CLARK ENTERPRISES	202,809	.11	436,831	.25
96 SVERDRUP CORPORATION	201,734	.11	253,893	.14
97 MANAGEMENT AND TRAINING CORP	197,436	.11	155,935	.09
98 MAERSK INC	192,325	.11	182,865	.10
99 MORTENSON M A COMPANIES	191,607	.11	196,459	.11
100 ELECTRIC ENERGY INC	189,000	.10	230,323	.13

FEDERAL PROCUREMENT DATA SYSTEM
TOP 10 FEDERAL CONTRACTORS BY PRODUCT/SERVICE CATEGORY
 Actions Reported Individually on SF279
 Fiscal Year 1995 Through Fourth Quarter

	Number of Actions	Dollars (000)
I. Research and Development		
Dept. of Defense		
LOCKHEED MARTIN CORPORATION	893	4,287,442
MCDONNELL DOUGLAS CORPORATION	318	1,900,707
NORTHROP GRUMMAN CORPORATION	262	900,189
RAYTHEON COMPANY	347	737,369
GENERAL MOTORS CORPORATION	418	550,949
LORAL CORPORATION	387	528,490
TRW INC	303	492,953
TEXTRON INC	106	491,939
GENERAL ELECTRIC COMPANY	235	453,568
UNITED TECHNOLOGIES CORP	171	390,778
Civilian Agencies		
BOEING COMPANY THE	97	1,436,249
ROCKWELL INTERNATIONAL CORP	82	414,289
UNIVERSITY OF CALIFORNIA	125	316,815
MIDWEST RESEARCH INSTITUTE	29	253,713
THOMSON S A	30	252,420
GENERAL MOTORS CORPORATION	100	171,778
GENERAL ELECTRIC COMPANY	80	153,164
LOCKHEED MARTIN CORPORATION	186	137,445
SPACE RESEARCH INSTITUTE	5	108,114
PRINCETON UNIVERSITY	17	107,543
II. Construction		
Dept. of Defense		
CENTEX CORPORATION	47	242,006
OHM CORPORATION	254	216,644
BLAKE CONSTRUCTION CO INC	67	149,574
CLARK ENTERPRISES INC	123	145,448
MORTENSON M A COMPANY	114	131,408
BECHTEL GROUP INC	84	118,756
PHILIPP HOLZMANN AKTIENGESELLS	364	105,600
HUNT BUILDING CORPORATION	41	96,009
HENSEL PHELPS CONSTRUCTION CO	67	95,507
FEDERAL REPUBLIC OF GERMANY	368	94,456
Civilian Agencies		
DAY & ZIMMERMANN INCORPORATED	1	225,000
UNITED TECHNOLOGIES CORP	14	169,846
MORSE DIESEL INTERNATIONAL	29	166,397
DICK P J INCORPORATED	2	129,568
PHILIPP HOLZMANN AKTIENGESELLS	289	127,195
TOKYU CONSTRUCTION CO LTD	1	107,085
A M E C PLC	6	104,928
CADDELL CONSTRUCTION CO INC	17	96,988
HOFFMAN CORPORATION	35	94,121
DUNN INDUSTRIES INC	33	91,086

FEDERAL PROCUREMENT DATA SYSTEM
TOP 10 FEDERAL CONTRACTORS BY PRODUCT/SERVICE CATEGORY
 - Continued

Actions Reported Individually on SF279
 Fiscal Year 1995 Through Fourth Quarter

	Number of Actions	Dollars (000)
III. Supplies and Equipment		
Dept. of Defense		
MCDONNELL DOUGLAS CORPORATION	853	5,475,175
LOCKHEED MARTIN CORPORATION	1,324	4,762,757
TENNECO INC	232	3,083,117
NORTHROP GRUMMAN CORPORATION	607	1,684,329
GENERAL MOTORS CORPORATION	863	1,633,609
GENERAL DYNAMICS CORPORATION	297	1,302,493
UNITED TECHNOLOGIES CORP	1,195	1,266,237
GENERAL ELECTRIC COMPANY	957	1,186,447
RAYTHEON COMPANY	746	1,103,143
LITTON INDUSTRIES INC	926	1,078,095
Civilian Agencies		
ROCKWELL INTERNATIONAL CORP	89	537,655
THIokol CORPORATION	13	436,716
HANSON PLC	145	412,562
LOCKHEED MARTIN CORPORATION	38	350,089
AMERISOURCE HEALTH CORPORATION	550	326,019
COSTAIN GROUP PLC	58	297,630
COMMONWEALTH COAL SALES INC	3	262,715
TRW INC	16	201,297
CYPRUS AMAX MINERALS COMPANY	63	198,577
HARRIS CORPORATION	99	171,915
IV. ADP Services/Equipment		
Dept. of Defense		
GENERAL MOTORS CORPORATION	2,100	428,874
COMPUTER SCIENCES CORPORATION	795	413,936
GTE CORPORATION	652	231,557
SCIENCE APPLICATIONS INTL CORP	343	226,918
BLACK & DECKER CORPORATION	1,134	214,580
LORAL CORPORATION	333	177,562
BOEING COMPANY THE	305	174,598
LOCKHEED MARTIN CORPORATION	141	157,604
UNISYS CORPORATION	737	155,042
GOVERNMENT TECHNOLOGY SERVICES	1,912	141,671
Civilian Agencies		
INTERNATIONAL BUS MCHS CORP	874	542,497
COMPUTER SCIENCES CORPORATION	656	465,962
LOCKHEED MARTIN CORPORATION	220	173,962
UNISYS CORPORATION	553	167,801
AMERICAN TELE & TELG CORP	1,277	129,402
COMPUTER DATA SYSTEMS INC	645	125,119
OGDEN CORPORATION	259	110,200
LORAL CORPORATION	36	107,826
FORTTRAN CORPORATION	6	101,832
DIGITAL EQUIPMENT CORPORATION	499	101,446

FEDERAL PROCUREMENT DATA SYSTEM
TOP 10 FEDERAL CONTRACTORS BY PRODUCT/SERVICE CATEGORY
- Continued

Actions Reported Individually on SF279
 Fiscal Year 1995 Through Fourth Quarter

	Number of Actions	Dollars (000)
V. Architect/Engineering		
Dept. of Defense		
GENERAL DYNAMICS CORPORATION	34	122,507
TENNECO INC	37	119,839
JACOBS ENGINEERING GROUP INC	88	63,557
PARSONS CORPORATION	210	63,338
BLACK & DECKER CORPORATION	105	55,009
MONTGOMERY WATSON INC	163	54,210
HARTFORD STEAM BOILER INSPECTI	182	52,677
BECHTEL GROUP INC	64	51,001
EG&G INC	3	49,001
OGDEN CORPORATION	160	41,033
Civilian Agencies		
MINE SAFETY APPLIANCES CO	2	118,050
BOUYGUES	23	43,045
PILELSKY HERBERT R ADVERTISING	103	36,974
PARSONS CORPORATION	124	36,331
NATIONAL MILITARY SALES INC	53	27,008
FOSTER WHEELER CORPORATION	111	26,264
FLUOR CORPORATION	65	23,116
JACOBS ENGINEERING GROUP INC	61	19,304
DEWBERRY & DAVIS	97	19,259
SVERDRUP CORPORATION THE	98	19,099
VI. Other Services		
Dept. of Defense		
LOCKHEED MARTIN CORPORATION	1,194	1,552,359
RAYTHEON COMPANY	664	1,067,512
MCDONNELL DOUGLAS CORPORATION	343	708,750
AETNA LIFE AND CASUALTY CO	26	671,346
BOEING COMPANY THE	524	630,166
GENERAL ELECTRIC COMPANY	395	572,063
TENNECO INC	72	530,287
LORAL CORPORATION	310	467,499
GENERAL MOTORS CORPORATION	506	428,313
NORTHROP GRUMMAN CORPORATION	435	422,606
Civilian Agencies		
WESTINGHOUSE ELECTRIC CORP	163	3,808,498
LOCKHEED MARTIN CORPORATION	189	3,531,936
UNIVERSITY OF CALIFORNIA	63	1,989,652
SANDIA CORP	13	1,314,983
CALIFORNIA INSTITUTE OF TECH	12	1,133,494
EG&G INC	104	1,006,499
FOSTER WHEELER CORPORATION	21	681,028
ALLIEDSIGNAL INC	105	549,587
BATTELLE MEMORIAL INSTITUTE	82	537,936
UNIVERSITY OF CHICAGO THE	16	536,025

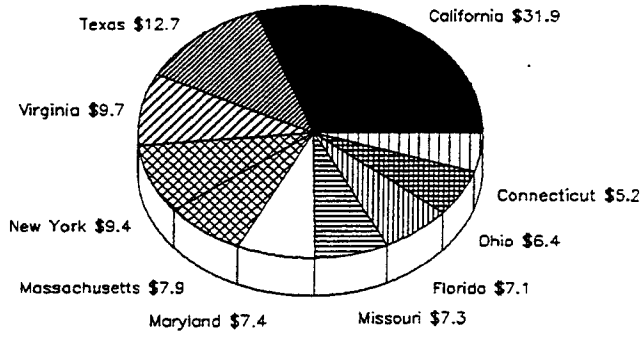
SECTION II
GEOGRAPHIC VIEW

FEDERAL PROCUREMENT DATA SYSTEM
FEDERAL PROCUREMENT BY STATE SUMMARY
Actions Reported Individually on SF279
Fiscal Year 1995 Through Fourth Quarter

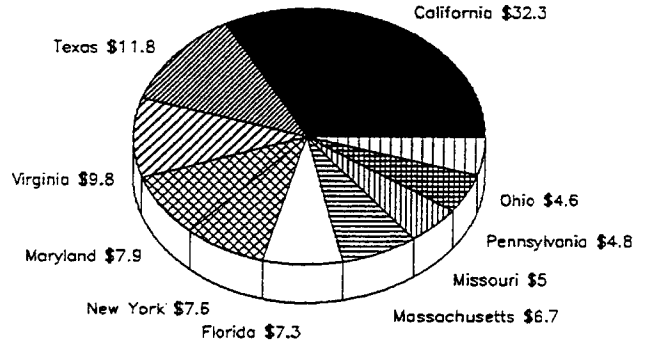
	DOLLARS (000)	PERCENT OF DOLLARS	DOLLAR RANK	RANK LAST FISCAL YEAR	RANK PER CAPITA
TOTAL FEDERAL	176,535,229	100.00			
Alabama	2,952,398	1.67	20	18	18
Alaska	684,396	.38	39	34	8
Arizona	2,980,418	1.68	19	23	15
Arkansas	348,061	.19	45	39	51
California	25,555,316	14.47	1	1	14
Colorado	4,011,129	2.27	15	11	7
Connecticut	3,029,316	1.71	18	22	12
Delaware	147,676	.08	51	49	47
District Of Columbia	4,031,607	2.28	14	16	1
Florida	8,243,405	4.66	5	5	23
Georgia	4,098,685	2.32	13	9	24
Hawaii	746,578	.42	37	36	22
Idaho	948,415	.53	34	38	11
Illinois	2,769,732	1.56	21	20	46
Indiana	1,504,017	.85	29	28	44
Iowa	700,704	.39	38	40	45
Kansas	1,111,928	.62	31	37	29
Kentucky	2,674,067	1.51	23	29	21
Louisiana	1,989,199	1.12	24	19	28
Maine	762,988	.43	36	35	25
Maryland	8,921,257	5.05	4	4	4
Massachusetts	5,932,320	3.36	7	7	9
Michigan	1,692,662	.95	27	25	50
Minnesota	1,418,668	.80	30	27	40
Mississippi	1,878,644	1.06	25	24	19
Missouri	7,028,716	3.98	6	6	5
Montana	308,626	.17	46	47	33
Nebraska	457,874	.25	43	41	42
Nevada	676,033	.49	35	33	20
New Hampshire	618,972	.35	41	43	26
New Jersey	3,923,902	2.22	16	15	27
New Mexico	3,645,265	2.06	17	17	3
New York	5,370,905	3.04	8	8	41
North Carolina	1,788,611	1.01	26	26	43
North Dakota	208,617	.11	49	46	39
Ohio	4,115,103	2.33	12	10	34
Oklahoma	1,056,500	.59	32	32	37
Oregon	538,312	.30	42	44	49
Pennsylvania	4,904,442	2.77	10	14	32
Rhode Island	421,373	.23	44	42	30
South Carolina	2,697,431	1.52	22	21	17
South Dakota	237,732	.13	47	48	36
Tennessee	4,977,350	2.81	9	12	8
Texas	13,231,377	7.49	3	2	16
Utah	1,571,762	.89	28	30	13
Vermont	236,230	.13	48	51	31
Virginia	16,366,177	9.27	2	3	2
Washington	4,603,069	2.60	11	13	10
West Virginia	652,852	.36	40	45	35
Wisconsin	961,046	.54	33	31	48
Wyoming	150,218	.08	50	50	38
U.S. Outlying Areas	3,221,574	1.82			

**FEDERAL PROCUREMENT DATA SYSTEM
TOP 10 STATES BY PROCUREMENT FOR LAST 5 YEARS (Billions)
Actions Reported Individually on SF279**

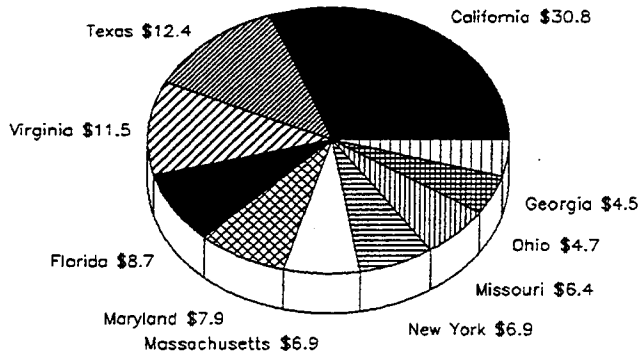
FISCAL YEAR 1991



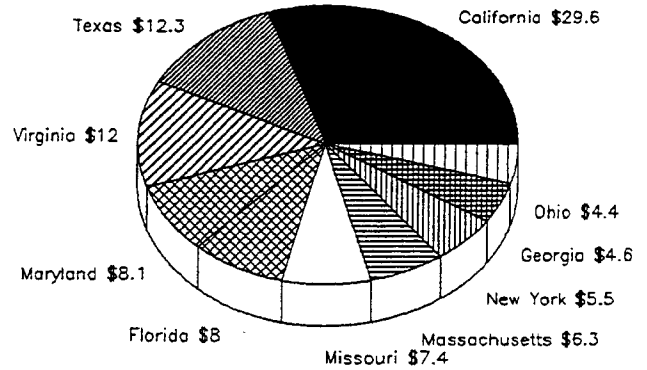
FISCAL YEAR 1992



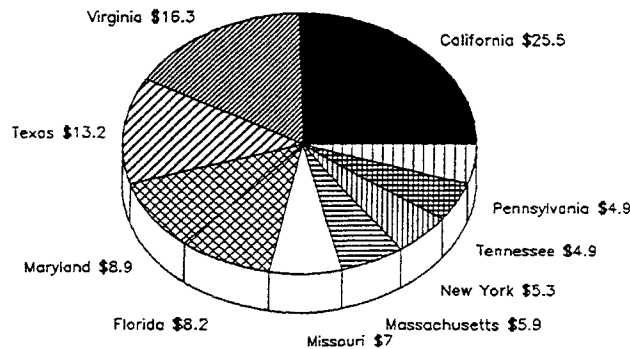
FISCAL YEAR 1993



FISCAL YEAR 1994



FISCAL YEAR 1995
(Year to Date)



FEDERAL PROCUREMENT DATA SYSTEM
FEDERAL PROCUREMENT DOLLARS FOR ALABAMA
 Fiscal Year 1995 to Date

Population 4,040,587
 Per Capita Procurement 731

Total Procurement By Place of Performance 2,952,398
 Rank Per Capita 18 Last Year 14

TOP FIVE COUNTIES					
NAME OF COUNTY	CIVILIAN AGENCIES		DEPARTMENT OF DEFENSE		TOTAL (000)
	SMALL DIS- ADVANTAGED (000)	OTHER (000)	SMALL DIS- ADVANTAGED (000)	OTHER (000)	
1. MADISON	42,845	613,341	170,342	871,474	1,698,002
2. JEFFERSON	1,938	102,095	2,806	107,430	214,269
3. MONTGOMERY	1,449	45,455	32,348	107,731	186,983
4. COFFEE	41	1,098	10,447	159,198	170,784
5. MOBILE	4,330	19,621	6,455	109,358	139,764
TOP FIVE AGENCIES WITH PLACE OF PERFORMANCE IN THIS STATE (000)					
1. DEPARTMENT OF DEFENSE					1,881,624
2. NATIONAL AERONAUTICS AND SPACE ADMINISTRATION					628,644
3. TENNESSEE VALLEY AUTHORITY					144,447
4. DEPARTMENT OF VETERANS AFFAIRS					92,460
5. GENERAL SERVICES ADMINISTRATION					57,015
TOP FIVE CONTRACTING OFFICES LOCATED IN THIS STATE (000)					
1 ARMY, MISSILE COMMAND, REDSTONE ARSENAL					2,592,645
2 NASA, MARSHALL SPACE FLIGHT CENTER					2,272,564
3 ARMY, STRATEGIC DEF CMD, HUNTSVILLE					1,271,650
4 ARMY, ENGINEER DIVISION HUNTSVILLE					343,170
5 ARMY, ENGINEER DISTRICT MOBILE					271,264
TYPE OF PRODUCT OR SERVICE	SMALL BUSINESS (000)	LARGE BUSINESS (000)	STATE & LOCAL GOV'T (000)	NON- PROFIT & OTHER (000)	TOTAL (000)
R & D	367,528	365,470	18,428	24,094	775,520
Construction	163,257	301,867	0	0	465,124
Supplies & Equipment	255,225	349,665	379	51,060	656,329
Services	270,663	756,233	10,306	18,223	1,055,425
TOTAL	1,056,673	1,773,235	29,113	93,377	2,952,398
TOP CONTRACTORS PERFORMING IN THIS STATE					
CIVILIAN AGENCIES CONTRACTORS	DOLLARS (000)	DEPARTMENT OF DEFENSE CONTRACTORS		DOLLARS (000)	
1. UNITED TECHNOLOGIES CORP	169,805	1. NICHOLS RESEARCH CORPORATION	116,174		
2. COMPUTER SCIENCES CORPORATION	120,947	2. INTERGRAPH CORPORATION	90,119		
3. BOEING COMPANY THE	62,513	3. DYNCORP	90,000		
4. TELEDYNE INC	60,310	4. TELEDYNE INC	85,498		
5. INGRAM INDUSTRIES INC	40,477	5. PRECISION STANDARD INC	78,230		
6. B A M S I INC	40,477	6. LOUISIANA LAND EXPLORATION THE	51,090		
7. MCDONNELL DOUGLAS CORPORATION	34,779	7. LOCKHEED MARTIN CORPORATION	46,301		
8. CSX CORPORATION	33,378	8. AMERICAN APPAREL INC	43,563		
9. WALKER DRUG COMPANY	29,527	9. CAS INC	42,939		
10. CADDELL CONSTRUCTION CO INC	28,312	10. SYSTEMS ENGINEERING SOLUTIONS	41,244		

FEDERAL PROCUREMENT DATA SYSTEM
FEDERAL PROCUREMENT DOLLARS FOR ALASKA
 Fiscal Year 1995 to Date

Population 550,043 Total Procurement By Place of Performance 684,396
 Per Capita Procurement 1,244 Rank Per Capita 6 Last Year 4

TOP FIVE COUNTIES					
NAME OF COUNTY	CIVILIAN AGENCIES		DEPARTMENT OF DEFENSE		TOTAL (000)
	SMALL DIS- ADVANTAGED (000)	OTHER (000)	SMALL DIS- ADVANTAGED (000)	OTHER (000)	
1. ANCHORAGE	11,546	44,057	27,494	235,322	318,419
2. FAIRBANKS NORTH	723	5,762	26,270	73,049	105,804
3. VALDEZ-CORDOVA	81	-1,980	21,131	27,954	47,186
4. KODIAK ISLAND	13,035	20,694	0	4,247	37,976
5. YUKON-KOYUKUK	53	571	6,279	28,251	35,154
TOP FIVE AGENCIES WITH PLACE OF PERFORMANCE IN THIS STATE (000)					
1. DEPARTMENT OF DEFENSE					553,998
2. DEPARTMENT OF TRANSPORTATION					59,778
3. DEPARTMENT OF THE INTERIOR					26,498
4. DEPARTMENT OF AGRICULTURE					24,354
5. GENERAL SERVICES ADMINISTRATION					19,682
TOP FIVE CONTRACTING OFFICES LOCATED IN THIS STATE (000)					
1 ARMY, ENGINEER DISTRICT ANCHORAGE					153,967
2 USAF, 3 CONS/LGC, ELMENDORF AFB					109,605
3 DOD, DEF INFORMATION SYS, ELMENDORF AFB					42,348
4 USAF, 343 CONS/LGC, EIELSON AFB					28,107
5 ARMY, HQ 6TH INFANTRY DIV, FORT RICHARDSON					27,499
TYPE OF PRODUCT OR SERVICE	SMALL BUSINESS (000)	LARGE BUSINESS (000)	STATE & LOCAL GOVT (000)	NON- PROFIT & OTHER (000)	TOTAL (000)
R & D	409	7,789	5,293	-905	12,586
Construction	112,515	170,695	1,665	2,853	287,728
Supplies & Equipment	63,366	41,604	95	375	105,440
Services	112,529	203,802	-22,667	-15,022	278,642
TOTAL	288,819	423,890	-15,614	-12,699	684,396
TOP CONTRACTORS PERFORMING IN THIS STATE					
CIVILIAN AGENCIES CONTRACTORS	DOLLARS (000)	DEPARTMENT OF DEFENSE CONTRACTORS		DOLLARS (000)	
1. PIQUINI MANAGEMENT CORPORATION	13,012	1. MORTENSON M A COMPANIES		51,438	
2. RED SAMM CONSTRUCTION	11,986	2. PACIFICORP		42,582	
3. ELLIS-DON INC	6,598	3. ARCTIC SLOPE REGIONAL CORP		39,838	
4. UNIVERSITY OF ALASKA	6,350	4. PIQUINI MANAGEMENT CORPORATION		38,612	
5. MANAGEMENT AND TRAINING CORP	6,286	5. FELEC SERVICES INC		22,539	
6. LOCKHEED MARTIN CORPORATION	5,784	6. OSBORNE CONSTRUCTION COMPANY		22,100	
7. ICICLE SEAFOODS INC	4,975	7. HALLIBURTON COMPANY		18,632	
8. GASTON & ASSOCIATES INC	4,472	8. SLANA ENERGY		18,514	
9. BETHEL NATIVE CORPORATION	3,959	9. HARRIS CORPORATION		13,434	
10. ALASKA PACIFIC UNIVERSITY	3,800	10. ATLANTIC RICHFIELD COMPANY		13,307	

FEDERAL PROCUREMENT DATA SYSTEM
FEDERAL PROCUREMENT DOLLARS FOR ARIZONA
 Fiscal Year 1995 to Date

Population 3,666,228
 Per Capita Procurement 813

Total Procurement By Place of Performance 2,980,418
 Rank Per Capita 15 Last Year 22

TOP FIVE COUNTIES					
NAME OF COUNTY	CIVILIAN AGENCIES		DEPARTMENT OF DEFENSE		TOTAL (000)
	SMALL DIS- ADVANTAGED (000)	OTHER (000)	SMALL DIS- ADVANTAGED (000)	OTHER (000)	
1. PIMA	9,973	75,705	12,438	1,238,058	1,336,174
2. MARICOPA	29,895	190,313	34,225	942,558	1,196,991
3. GILA	2,106	139,899	0	0	142,005
4. COCHISE	459	3,611	21,307	112,507	137,884
5. LA PAZ	800	2,062	8,112	36,074	47,048
TOP FIVE AGENCIES WITH PLACE OF PERFORMANCE IN THIS STATE (000)					
1. DEPARTMENT OF DEFENSE					2,433,313
2. DEPARTMENT OF THE INTERIOR					271,296
3. NATIONAL AERONAUTICS AND SPACE ADMINISTRATION					62,100
4. DEPARTMENT OF HEALTH AND HUMAN SERVICES					48,774
5. GENERAL SERVICES ADMINISTRATION					34,620
TOP FIVE CONTRACTING OFFICES LOCATED IN THIS STATE (000)					
1 ARMY, INFORMATION SYS CMD, FORT HUACHUCA					223,224
2 INTERIOR, BUR OF RECLAMATION, PHOENIX					216,350
3 ARMY, INFORMATION SYS CMD, FORT HUACHUCA					206,059
4 USAF, 56 CONS/CC, LUKE AFB					58,017
5 ARMY, YUMA PROVING GROUND, YUMA					52,096
TYPE OF PRODUCT OR SERVICE	SMALL BUSINESS (000)	LARGE BUSINESS (000)	STATE & LOCAL GOV'T (000)	NON- PROFIT & OTHER (000)	TOTAL (000)
R & D	31,853	434,962	34,439	10,733	511,987
Construction	153,361	251,306	7,014	105	411,786
Supplies & Equipment	55,169	1,017,181	209	511,039	1,583,598
Services	109,809	311,772	23,509	27,957	473,047
TOTAL	350,192	2,015,221	65,171	549,834	2,980,418
TOP CONTRACTORS PERFORMING IN THIS STATE					
CIVILIAN AGENCIES CONTRACTORS	DOLLARS (000)	DEPARTMENT OF DEFENSE CONTRACTORS		DOLLARS (000)	
1. PHILIPP HOLZMANN AKTIENGESELLS	121,155	1. GENERAL MOTORS CORPORATION		1,156,863	
2. UNIVERSITY OF ARIZONA	34,294	2. MCDONNELL DOUGLAS CORPORATION		392,679	
3. BARNARD CONSTRUCTION CO INC	33,877	3. MOTOROLA INC		210,324	
4. ALLIEDSIGNAL INC	28,924	4. ALLIEDSIGNAL INC		112,314	
5. METALLGESELLSCHAFT CAPITAL	15,829	5. LITTON INDUSTRIES INC		38,684	
6. GENERAL ELECTRIC COMPANY	10,776	6. SCIENCE APPLICATIONS INTL CORP		29,408	
7. MCKESSON CORPORATION DELAWARE	9,528	7. TALLEY INDUSTRIES INC		29,131	
8. BRIMHALL-PALMER CONSTRUCTION	8,046	8. EC III (JV)		19,054	
9. INTERSTATE ROCK PRODUCTS INC	8,032	9. RAYTHEON COMPANY		14,200	
10. MILLER & ASSOCIATES GEN CONTRS	7,675	10. INTEROP JOINT VENTURE		13,366	

FEDERAL PROCUREMENT DATA SYSTEM
FEDERAL PROCUREMENT DOLLARS FOR ARKANSAS
 Fiscal Year 1995 to Date

Population 2,350,725
 Per Capita Procurement 148

Total Procurement By Place of Performance 348,061
 Rank Per Capita 51 Last Year 45

TOP FIVE COUNTIES					
NAME OF COUNTY	CIVILIAN AGENCIES		DEPARTMENT OF DEFENSE		TOTAL (000)
	SMALL DIS- ADVANTAGED (000)	OTHER (000)	SMALL DIS- ADVANTAGED (000)	OTHER (000)	
1. PULASKI	2,748	37,450	13,381	37,417	90,996
2. JEFFERSON	6,557	11,146	6,304	6,953	30,960
3. OUACHITA	0	39	12,505	16,977	29,521
4. BENTON	104	9,107	111	12,524	21,846
5. SEBASTIAN	0	5,473	3,853	7,791	17,117
TOP FIVE AGENCIES WITH PLACE OF PERFORMANCE IN THIS STATE (000)					
1. DEPARTMENT OF DEFENSE					222,881
2. GENERAL SERVICES ADMINISTRATION					31,430
3. DEPARTMENT OF AGRICULTURE					22,774
4. DEPARTMENT OF HEALTH AND HUMAN SERVICES					20,035
5. DEPARTMENT OF VETERANS AFFAIRS					17,800
TOP FIVE CONTRACTING OFFICES LOCATED IN THIS STATE (000)					
1 USAF, 314 CONS, LITTLE ROCK AFB					34,540
2 HHS, FOOD & DRUG ADMIN, JEFFERSON					19,200
3 ARMY, PINE BLUFF ARSENAL					16,169
4 ARMY, ENGINEER DISTRICT LITTLE ROCK					15,123
5 VA MEDICAL CENTER, NORTH LITTLE ROCK					14,140
TYPE OF PRODUCT OR SERVICE	SMALL BUSINESS (000)	LARGE BUSINESS (000)	STATE & LOCAL GOV'T (000)	NON- PROFIT & OTHER (000)	TOTAL (000)
R & D	783	0	54	1,174	2,011
Construction	79,603	23,018	0	0	102,621
Supplies & Equipment	39,176	97,236	64	6,539	143,015
Services	29,155	56,857	3,128	11,274	100,414
TOTAL	148,717	177,111	3,246	18,987	348,061
TOP CONTRACTORS PERFORMING IN THIS STATE					
CIVILIAN AGENCIES CONTRACTORS	DOLLARS (000)	DEPARTMENT OF DEFENSE CONTRACTORS		DOLLARS (000)	
1. C W R CONSTRUCTION INC	12,437	1. SEQUA CORPORATION	16,904		
2. ANDERSEN ARTHUR LLP	8,256	2. MUNRO & COMPANY INC	15,370		
3. WINROCK INTL INST FOR AG DEV	6,660	3. BIG BEAR OIL CO INC	12,505		
4. PATHOLOGY ASSOCIATES INC	4,806	4. GTE CORPORATION	9,671		
5. TYSON FOODS INC	4,671	5. CARLYLE PARTNERS LEVERAGED CAP	9,425		
6. BIONETICS CORPORATION	4,358	6. ZODIAC SA	8,968		
7. RICELAND FOODS INC	4,090	7. TYSON FOODS INC	7,375		
8. ALLEN CANNING COMPANY	3,525	8. CONAGRA INC	7,334		
9. R O W SCIENCES INC	3,518	9. R & W INCORPORATED	5,753		
10. HECKATHORN CONSTRUCTION CO INC	3,225	10. TASTY BIRD FOODS INC	5,587		

FEDERAL PROCUREMENT DATA SYSTEM
FEDERAL PROCUREMENT DOLLARS FOR CALIFORNIA
 Fiscal Year 1995 to Date

Population 29,760,021
 Per Capita Procurement 859

Total Procurement By Place of Performance 25,555,316
 Rank Per Capita 14 Last Year 9

TOP FIVE COUNTIES					
NAME OF COUNTY	CIVILIAN AGENCIES		DEPARTMENT OF DEFENSE		TOTAL (000)
	SMALL DIS- ADVANTAGED (000)	OTHER (000)	SMALL DIS- ADVANTAGED (000)	OTHER (000)	
1. LOS ANGELES	37,905	2,716,995	146,732	6,821,296	9,722,928
2. SANTA CLARA	39,324	791,059	19,692	2,794,191	3,644,266
3. SAN DIEGO	21,413	422,290	151,967	2,736,979	3,332,649
4. ORANGE	13,728	338,996	59,743	1,470,085	1,882,552
5. ALAMEDA	10,393	1,297,065	28,438	242,049	1,577,945
TOP FIVE AGENCIES WITH PLACE OF PERFORMANCE IN THIS STATE (000)					
1. DEPARTMENT OF DEFENSE					18,399,047
2. NATIONAL AERONAUTICS AND SPACE ADMINISTRATION					3,294,242
3. DEPARTMENT OF ENERGY					1,709,243
4. GENERAL SERVICES ADMINISTRATION					589,130
5. DEPARTMENT OF VETERANS AFFAIRS					302,580
TOP FIVE CONTRACTING OFFICES LOCATED IN THIS STATE (000)					
1 ENERGY, SAN FRANCISCO OPS OFC, OAKLAND					1,498,324
2 NASA, JET PROPULSION LAB, PASADENA					1,157,825
3 USAF, SMC/PKY, LOS ANGELES					939,726
4 USAF, SMC/PKJ, LOS ANGELES					566,397
5 NASA, AMES RESEARCH CENTER, MOFFETT FIELD					494,444
TYPE OF PRODUCT OR SERVICE	SMALL BUSINESS (000)	LARGE BUSINESS (000)	STATE & LOCAL GOV'T (000)	NON- PROFIT & OTHER (000)	TOTAL (000)
R & D	522,312	4,549,252	319,404	283,866	5,674,834
Construction	628,199	1,131,790	0	5,760	1,765,749
Supplies & Equipment	932,265	7,351,291	1,526	429,571	8,714,653
Services	1,100,501	5,786,277	1,157,979	1,355,323	9,400,080
TOTAL	3,183,277	18,818,610	1,478,909	2,074,520	25,555,316
TOP CONTRACTORS PERFORMING IN THIS STATE					
CIVILIAN AGENCIES CONTRACTORS	DOLLARS (000)	DEPARTMENT OF DEFENSE CONTRACTORS		DOLLARS (000)	
1. UNIVERSITY OF CALIFORNIA	1,217,284	1. MCDONNELL DOUGLAS CORPORATION		2,458,099	
2. CALIFORNIA INSTITUTE OF TECH	1,135,658	2. LOCKHEED MARTIN CORPORATION		1,930,608	
3. ROCKWELL INTERNATIONAL CORP	840,500	3. NORTHROP GRUMMAN CORPORATION		1,210,826	
4. TRW INC	270,315	4. GENERAL MOTORS CORPORATION		1,120,973	
5. STANFORD LELAND JUNIOR UNIV	228,463	5. TRW INC		751,614	
6. GENERAL MOTORS CORPORATION	194,728	6. ROCKWELL INTERNATIONAL CORP		714,609	
7. BECHTEL GROUP INC	175,486	7. AETNA LIFE AND CASUALTY CO		670,237	
8. MCDONNELL DOUGLAS CORPORATION	149,880	8. SCIENCE APPLICATIONS INTL CORP		471,450	
9. SCIENCE APPLICATIONS INTL CORP	146,442	9. LORAL CORPORATION		380,816	
10. LOCKHEED MARTIN CORPORATION	139,549	10. DELTA DENTAL PLAN OF CAL		351,832	

FEDERAL PROCUREMENT DATA SYSTEM
FEDERAL PROCUREMENT DOLLARS FOR COLORADO
 Fiscal Year 1995 to Date

Population 3,294,394
 Per Capita Procurement 1,218

Total Procurement By Place of Performance 4,011,129
 Rank Per Capita 7 Last Year 7

TOP FIVE COUNTIES					
NAME OF COUNTY	CIVILIAN AGENCIES		DEPARTMENT OF DEFENSE		TOTAL (000)
	SMALL DIS- ADVANTAGED (000)	OTHER (000)	SMALL DIS- ADVANTAGED (000)	OTHER (000)	
1. DENVER	20,566	163,706	26,577	943,047	1,153,896
2. JEFFERSON	46,227	951,831	720	11,881	1,010,659
3. EL PASO	7,608	29,840	80,848	503,405	621,701
4. ARAPAHOE	1,952	59,029	16,628	242,958	320,567
5. BOULDER	8,161	125,467	1,412	80,891	215,931
TOP FIVE AGENCIES WITH PLACE OF PERFORMANCE IN THIS STATE (000)					
1. DEPARTMENT OF DEFENSE					2,103,499
2. DEPARTMENT OF ENERGY					979,270
3. TENNESSEE VALLEY AUTHORITY					283,679
4. DEPARTMENT OF THE INTERIOR					191,978
5. DEPARTMENT OF AGRICULTURE					96,778
TOP FIVE CONTRACTING OFFICES LOCATED IN THIS STATE (000)					
1 DOD, CIV HLTH & MED PROG/UNIFORMED SVCS, AURORA					1,321,088
2 ENERGY, ROCKY FLATS OFFICE, GOLDEN					623,178
3 ENERGY, GOLDEN FIELD OFFICE, GOLDEN					253,078
4 INTERIOR, NATIONAL PARK SERVICE, DENVER					175,146
5 USAF, 21ST CONS/LGC, PETERSON AFB					171,059
TYPE OF PRODUCT OR SERVICE	SMALL BUSINESS (000)	LARGE BUSINESS (000)	STATE & LOCAL GOV'T (000)	NON- PROFIT & OTHER (000)	TOTAL (000)
R & D	58,137	1,252,199	9,391	275,575	1,595,302
Construction	146,982	97,269	370	383	245,004
Supplies & Equipment	147,051	496,187	84	5,677	648,999
Services	247,328	1,237,291	4,756	32,449	1,521,824
TOTAL	599,498	3,082,946	14,601	314,084	4,011,129
TOP CONTRACTORS PERFORMING IN THIS STATE					
CIVILIAN AGENCIES CONTRACTORS	DOLLARS (000)	DEPARTMENT OF DEFENSE CONTRACTORS		DOLLARS (000)	
1. EG&G INC	338,586	1. LOCKHEED MARTIN CORPORATION		1,053,420	
2. MIDWEST RESEARCH INSTITUTE	249,908	2. LORAL CORPORATION		129,207	
3. KAISER HILL CO LLC	228,831	3. KAMAN CORPORATION		69,415	
4. ATLANTIC RICHFIELD COMPANY	153,480	4. WMX TECHNOLOGIES INC		61,890	
5. CYPRUS AMAX MINERALS COMPANY	123,357	5. RAYTHEON COMPANY		53,962	
6. COMPUTER SCIENCES CORPORATION	56,774	6. FLIGHTSAFETY INTERNATIONAL		53,284	
7. WMX TECHNOLOGIES INC	48,923	7. INTERNATIONAL BUS MCHS CORP		38,327	
8. BALL CORPORATION	47,030	8. LINDGREN HOLDINGS INC		27,582	
9. INTERNATIONAL BUS MCHS CORP	43,565	9. STANFORD TELECOMMUNICATIONS		27,107	
10. CORRECTIONAL PRODUCTS & SVCS	29,951	10. BLACK & DECKER CORPORATION		21,994	

FEDERAL PROCUREMENT DATA SYSTEM
FEDERAL PROCUREMENT DOLLARS FOR CONNECTICUT
 Fiscal Year 1995 to Date

Population 3,287,116
 Per Capita Procurement 922

Total Procurement By Place of Performance 3,029,316
 Rank Per Capita 12 Last Year 16

TOP FIVE COUNTIES					
NAME OF COUNTY	CIVILIAN AGENCIES		DEPARTMENT OF DEFENSE		TOTAL (000)
	SMALL DIS-ADVANTAGED (000)	OTHER (000)	SMALL DIS-ADVANTAGED (000)	OTHER (000)	
1. FAIRFIELD	250	71,700	684	1,201,695	1,274,329
2. NEW LONDON	2,241	12,102	9,306	1,235,192	1,258,841
3. HARTFORD	650	87,495	2,919	270,502	361,566
4. NEW HAVEN	2,712	33,111	887	43,038	79,748
5. LITCHFIELD	0	1,343	-189	21,593	22,747

TOP FIVE AGENCIES WITH PLACE OF PERFORMANCE IN THIS STATE (000)	
1. DEPARTMENT OF DEFENSE	2,815,674
2. NATIONAL AERONAUTICS AND SPACE ADMINISTRATION	60,643
3. DEPARTMENT OF VETERANS AFFAIRS	39,678
4. DEPARTMENT OF TRANSPORTATION	28,749
5. GENERAL SERVICES ADMINISTRATION	16,411

TOP FIVE CONTRACTING OFFICES LOCATED IN THIS STATE (000)	
1 NAVY, SHIPBUILDING CONVERS, GROTON	366,055
2 VA MEDICAL CENTER, WEST HAVEN	16,997
3 TRANSPORTATION, COAST GUARD, NEW LONDON	14,847
4 JUSTICE, FEDERAL PRISON SYSTEM, DANBURY	2,550
5 ARMY, USPFO FOR CONNECTICUT, HARTFORD	1,509

TYPE OF PRODUCT OR SERVICE	SMALL BUSINESS (000)	LARGE BUSINESS (000)	STATE & LOCAL GOV'T (000)	NON-PROFIT & OTHER (000)	TOTAL (000)
R & D	41,284	226,972	714	1,969	270,939
Construction	26,206	55,890	0	0	82,096
Supplies & Equipment	147,635	1,819,886	120	214,362	2,182,003
Services	41,106	434,276	3,009	15,887	494,278
TOTAL	256,231	2,537,024	3,843	232,218	3,029,316

TOP CONTRACTORS PERFORMING IN THIS STATE			
CIVILIAN AGENCIES CONTRACTORS	DOLLARS (000)	DEPARTMENT OF DEFENSE CONTRACTORS	DOLLARS (000)
1. UNITED TECHNOLOGIES CORP	53,539	1. GENERAL DYNAMICS CORPORATION	1,029,733
2. PHILIPS GLOEILAMPENFABRIEKEN NV	16,118	2. UNITED TECHNOLOGIES CORP	904,161
3. WESTINGHOUSE ELECTRIC CORP	12,320	3. TEXTRON INC	110,009
4. PHH CORPORATION	11,656	4. DYNAMICS CORPORATION AMERICA	69,003
5. ABB ASEA BROWN BOVERI LTD	10,300	5. UST INC	62,051
6. YALE UNIVERSITY	4,611	6. ANALYSIS & TECHNOLOGY INC	59,247
7. GALBREATH COMPANY L P	3,920	7. KAMAN CORPORATION	51,528
8. ALPINE GROUP INC	3,769	8. GENERAL MOTORS CORPORATION	44,117
9. ARAMARK CORPORATION	3,457	9. TRATAROS CONSTRUCTION INC	26,612
10. ASPINET CONSTRUCTION CO	3,035	10. ELECTRO-METHODS INC	19,650

FEDERAL PROCUREMENT DATA SYSTEM
FEDERAL PROCUREMENT DOLLARS FOR DELAWARE
 Fiscal Year 1995 to Date

Population 666,168
 Per Capita Procurement 222

Total Procurement By Place of Performance 147,676
 Rank Per Capita 47 Last Year 49

TOP FIVE COUNTIES					
NAME OF COUNTY	CIVILIAN AGENCIES		DEPARTMENT OF DEFENSE		TOTAL (000)
	SMALL DIS-ADVANTAGED (000)	OTHER (000)	SMALL DIS-ADVANTAGED (000)	OTHER (000)	
1. NEW CASTLE	766	23,523	1,078	50,844	76,211
2. KENT	136	1,374	17,350	48,872	67,732
3. SUSSEX	0	1,240	634	1,859	3,733
4.					
5.					
TOP FIVE AGENCIES WITH PLACE OF PERFORMANCE IN THIS STATE (000)					
1. DEPARTMENT OF DEFENSE					120,637
2. DEPARTMENT OF JUSTICE					9,771
3. GENERAL SERVICES ADMINISTRATION					5,037
4. ENVIRONMENTAL PROTECTION AGENCY					2,110
5. DEPARTMENT OF AGRICULTURE					1,730
TOP FIVE CONTRACTING OFFICES LOCATED IN THIS STATE (000)					
1 USAF, 436 CONS/LGC, DOVER AFB					28,832
2 VA MED/RO CENTER, WILMINGTON					3,991
3 ARMY, USPFO FOR DELAWARE, NEW CASTLE					1,610
4 AGRICULTURE, FARMERS HOME ADMIN, DOVER					106
5					
TYPE OF PRODUCT OR SERVICE	SMALL BUSINESS (000)	LARGE BUSINESS (000)	STATE & LOCAL GOV'T (000)	NON-PROFIT & OTHER (000)	TOTAL (000)
R & D	5,471	2,364	51	4,106	11,992
Construction	35,533	11,444	0	0	46,977
Supplies & Equipment	15,136	24,813	77	223	40,249
Services	10,175	32,277	223	5,783	48,458
TOTAL	66,315	70,898	351	10,112	147,676
TOP CONTRACTORS PERFORMING IN THIS STATE					
CIVILIAN AGENCIES CONTRACTORS	DOLLARS (000)	DEPARTMENT OF DEFENSE CONTRACTORS		DOLLARS (000)	
1. DU PONT E I DE NEMOURS AND CO	7,075	1. HERCULES INCORPORATED		13,729	
2. RACI HOLDING INC	3,406	2. ZENECA GROUP PLC		8,411	
3. HEWLETT-PACKARD COMPANY	2,085	3. IMPERIAL CHEMICAL INDUSTRIES		5,552	
4. EARTH TECHNOLOGY CORP USA	1,981	4. ANGELINI RAY INC		5,533	
5. HALL DAVE INC	1,146	5. PIERCE ENTERPRISES INC		4,572	
6. RAYCHEM CORPORATION	1,000	6. TRI-STATE DESIGN CNSTR CO		4,358	
7. OGDEN CORPORATION	903	7. HEWLETT-PACKARD COMPANY		4,191	
8. I L C DOVER INC	732	8. UNIVERSITY OF DELAWARE		3,749	
9. ATLANTIC AVIATION CORPORATION	691	9. DOVER CITY OF		3,498	
10. PITCAIRN PROPERTIES PA INC	659	10. NOVA GROUP INC		3,285	

FEDERAL PROCUREMENT DATA SYSTEM
FEDERAL PROCUREMENT DOLLARS FOR DISTRICT OF COLUMBIA
Fiscal Year 1995 to Date

Population 605,900 Total Procurement By Place of Performance 4,031,607
 Per Capita Procurement 6,654 Rank Per Capita 1 Last Year 1

TOP FIVE COUNTIES					
NAME OF COUNTY	CIVILIAN AGENCIES		DEPARTMENT OF DEFENSE		TOTAL (000)
	SMALL DIS- ADVANTAGED (000)	OTHER (000)	SMALL DIS- ADVANTAGED (000)	OTHER (000)	
1. DISTRICT OF COL	548,623	2,585,855	145,418	751,711	4,031,607
2.					
3.					
4.					
5.					

TOP FIVE AGENCIES WITH PLACE OF PERFORMANCE IN THIS STATE (000)	
1. DEPARTMENT OF DEFENSE	897,129
2. GENERAL SERVICES ADMINISTRATION	452,261
3. DEPARTMENT OF THE TREASURY	450,247
4. DEPARTMENT OF JUSTICE	407,484
5. AGENCY FOR INTERNATIONAL DEVELOPMENT	268,238

TOP FIVE CONTRACTING OFFICES LOCATED IN THIS STATE (000)	
1 NAVY, NAVAL SEA SYSTEMS CMD (BZ002)	5,859,299
2 NAVY, NAVAL SEA SYSTEMS CMD (BZ005)	2,196,116
3 TRANSPORTATION, FED AVIATION ADMIN	1,383,696
4 AGENCY FOR INTERNATIONAL DEVELOPMENT	1,300,448
5 ARMY, DEF SUPPLY SVC (PENTAGON)	1,131,256

TYPE OF PRODUCT OR SERVICE	SMALL BUSINESS (000)	LARGE BUSINESS (000)	STATE & LOCAL GOV'T (000)	NON- PROFIT & OTHER (000)	TOTAL (000)
R & D	55,542	77,641	117	125,558	258,858
Construction	142,185	62,844	0	591	205,620
Supplies & Equipment	239,760	395,610	125	45,741	681,236
Services	966,185	1,606,479	9,573	303,656	2,885,893
TOTAL	1,403,672	2,142,574	9,815	475,546	4,031,607

TOP CONTRACTORS PERFORMING IN THIS STATE			
CIVILIAN AGENCIES CONTRACTORS	DOLLARS (000)	DEPARTMENT OF DEFENSE CONTRACTORS	DOLLARS (000)
1. GENERAL MOTORS CORPORATION	89,304	1. INTERNATIONAL SHIPHOLDING CORP	75,381
2. DIGITAL EQUIPMENT CORPORATION	77,958	2. AMERICAN TELEPHONE & TELG CO	60,307
3. GENERAL ELECTRIC COMPANY	70,907	3. XEROX CORPORATION	42,550
4. COMPUTER SCIENCES CORPORATION	61,276	4. ALLIEDSIGNAL INC	42,217
5. ACADEMY FOR EDUCATIONAL DEV	59,495	5. SUN MICROSYSTEMS INC	22,761
6. AMERICAN TELEPHONE & TELG CO	56,409	6. COMPUTER SCIENCES CORPORATION	21,781
7. PARTNERS FOR INTERNATIONAL ED	53,853	7. LOGICON INC	18,773
8. NATIONAL ACADEMY SCIENCES USA	52,925	8. GENERAL MOTORS CORPORATION	16,419
9. DYNCORP	51,202	9. FEDERAL PRISON INDUSTRIES	15,746
10. FORD MOTOR COMPANY	49,724	10. NATIONAL ACADEMY SCIENCES USA	14,889

FEDERAL PROCUREMENT DATA SYSTEM
FEDERAL PROCUREMENT DOLLARS FOR FLORIDA
 Fiscal Year 1995 to Date

Population 12,937,928
 Per Capita Procurement 637

Total Procurement By Place of Performance 8,243,405
 Rank Per Capita 23 Last Year 25

TOP FIVE COUNTIES					
NAME OF COUNTY	CIVILIAN AGENCIES		DEPARTMENT OF DEFENSE		TOTAL (000)
	SMALL DIS- ADVANTAGED (000)	OTHER (000)	SMALL DIS- ADVANTAGED (000)	OTHER (000)	
1. BREVARD	29,720	1,327,478	49,862	1,224,426	2,631,486
2. ORANGE	3,536	14,543	69,417	1,193,215	1,280,711
3. PALM BEACH	431	111,846	644	856,592	969,513
4. PINELLAS	1,494	118,032	749	523,382	643,657
5. OKALOOSA	1,744	1,902	73,192	350,921	427,759
TOP FIVE AGENCIES WITH PLACE OF PERFORMANCE IN THIS STATE (000)					
1. DEPARTMENT OF DEFENSE					6,230,833
2. NATIONAL AERONAUTICS AND SPACE ADMINISTRATION					1,259,041
3. DEPARTMENT OF TRANSPORTATION					237,536
4. GENERAL SERVICES ADMINISTRATION					142,426
5. DEPARTMENT OF ENERGY					84,425
TOP FIVE CONTRACTING OFFICES LOCATED IN THIS STATE (000)					
1 NASA, KENNEDY SPACE CENTER					1,195,171
2 NAVY, NAVAL AIR WARFARE TRAINING CTR, ORLANDO					365,903
3 USAF, 45TH CONS/PK, PATRICK AFB					365,025
4 USAF, AFDTC/PKM INSTRU & EQUIP, ELGIN AFB					173,567
5 NAVY, NAVAL AIR WARFARE TRAINING CTR, ORLANDO					166,312
TYPE OF PRODUCT OR SERVICE	SMALL BUSINESS (000)	LARGE BUSINESS (000)	STATE & LOCAL GOVT (000)	NON- PROFIT & OTHER (000)	TOTAL (000)
R & D	131,963	1,482,529	4,339	23,279	1,642,110
Construction	386,895	437,837	0	0	824,732
Supplies & Equipment	400,871	1,922,023	441	553,252	2,876,587
Services	459,973	2,313,992	18,676	107,335	2,899,976
TOTAL	1,379,702	6,156,381	23,456	683,866	8,243,405
TOP CONTRACTORS PERFORMING IN THIS STATE					
CIVILIAN AGENCIES CONTRACTORS	DOLLARS (000)	DEPARTMENT OF DEFENSE CONTRACTORS		DOLLARS (000)	
1. LOCKHEED MARTIN CORPORATION	534,049	1. LOCKHEED MARTIN CORPORATION	1,015,044		
2. HARRIS CORPORATION	200,720	2. UNITED TECHNOLOGIES CORP	837,769		
3. EG&G INC	182,574	3. NORTHROP GRUMMAN CORPORATION	592,632		
4. MCDONNELL DOUGLAS CORPORATION	180,337	4. HARRIS CORPORATION	201,781		
5. ROCKWELL INTERNATIONAL CORP	157,637	5. OLIN CORPORATION	193,009		
6. UNITED TECHNOLOGIES CORP	101,141	6. GENERAL DYNAMICS CORPORATION	175,004		
7. CLARK ENTERPRISES INC	63,655	7. RAYTHEON COMPANY	168,193		
8. I-NET INC	22,586	8. CLARK ENTERPRISES INC	130,297		
9. KOKOLAKIS J CONTRACTING CO	19,574	9. COMPUTER SCIENCE RAYTHEON	114,342		
10. DYNACORP	18,959	10. HONEYWELL INC	102,806		

FEDERAL PROCUREMENT DATA SYSTEM
FEDERAL PROCUREMENT DOLLARS FOR GEORGIA
 Fiscal Year 1995 to Date

Population 6,478,216
 Per Capita Procurement 633

Total Procurement By Place of Performance 4,098,685
 Rank Per Capita 24 Last Year 21

TOP FIVE COUNTIES					
NAME OF COUNTY	CIVILIAN AGENCIES		DEPARTMENT OF DEFENSE		TOTAL (000)
	SMALL DIS- ADVANTAGED (000)	OTHER (000)	SMALL DIS- ADVANTAGED (000)	OTHER (000)	
1. COBB	3,241	14,814	10,079	2,267,089	2,295,223
2. DE KALB	49,284	179,903	33,007	180,998	443,192
3. HOUSTON	0	1,365	27,059	186,319	214,743
4. GWINNETT	1,153	19,379	2,175	124,685	147,392
5. CLARKE	241	140,994	0	3,324	144,559
TOP FIVE AGENCIES WITH PLACE OF PERFORMANCE IN THIS STATE (000)					
1. DEPARTMENT OF DEFENSE					3,513,236
2. TENNESSEE VALLEY AUTHORITY					175,565
3. GENERAL SERVICES ADMINISTRATION					101,606
4. DEPARTMENT OF HEALTH AND HUMAN SERVICES					67,893
5. DEPARTMENT OF AGRICULTURE					43,436
TOP FIVE CONTRACTING OFFICES LOCATED IN THIS STATE (000)					
1 ARMY, ENGINEER DISTRICT SAVANNAH					535,751
2 USAF, ALC/LFK, ROBINS AFB					478,007
3 USAF, ALC/LMK, ROBINS AFB					278,533
4 HHS, CENTERS FOR DISEASE CONTROL, ATLANTA					206,862
5 USAF, ALC/LUK, ROBINS AFB					187,705
TYPE OF PRODUCT OR SERVICE	SMALL BUSINESS (000)	LARGE BUSINESS (000)	STATE & LOCAL GOV'T (000)	NON- PROFIT & OTHER (000)	TOTAL (000)
R & D	12,450	1,856,310	1,492	56,286	1,926,538
Construction	247,769	162,100	386	1,765	412,020
Supplies & Equipment	165,338	543,508	275	55,008	764,129
Services	269,610	654,284	2,409	69,695	995,998
TOTAL	695,167	3,216,202	4,562	182,754	4,098,685
TOP CONTRACTORS PERFORMING IN THIS STATE					
CIVILIAN AGENCIES CONTRACTORS	DOLLARS (000)	DEPARTMENT OF DEFENSE CONTRACTORS	DOLLARS (000)		
1. MINE SAFETY APPLIANCES CO	118,050	1. LOCKHEED MARTIN CORPORATION	2,251,773		
2. SEDGWICK GROUP PLC	22,894	2. ROCKWELL INTERNATIONAL CORP	98,932		
3. MANAGEMENT AND TRAINING CORP	22,266	3. JOHNSON CONTROLS INC	65,630		
4. UNIVERSITY OF GA RES FUNDATION	12,375	4. GEORGIA TECH RESEARCH CORP	56,146		
5. MANAGEMENT SYSTEMS APPLICATION	10,470	5. MC KNIGHT CONSTRUCTION CO INC	49,321		
6. MILLER D J & ASSOCIATES INC	7,592	6. SOUTHERN COMPANY INC	39,927		
7. AMERICAN TELEPHONE & TELG CO	7,444	7. GENERAL MOTORS CORPORATION	25,604		
8. CARMON CONSTRUCTION INC	6,877	8. CSX CORPORATION	22,772		
9. PIEDMONT COURTLAND ASSOCIATES	6,515	9. AEL INDUSTRIES INC	18,163		
10. LOCKHEED MARTIN CORPORATION	6,364	10. PHOENIX AIR GROUP INC	15,677		

FEDERAL PROCUREMENT DATA SYSTEM
FEDERAL PROCUREMENT DOLLARS FOR HAWAII
 Fiscal Year 1995 to Date

Population 1,108,229
 Per Capita Procurement 674

Total Procurement By Place of Performance 746,578
 Rank Per Capita 22 Last Year 18

TOP FIVE COUNTIES					
NAME OF COUNTY	CIVILIAN AGENCIES		DEPARTMENT OF DEFENSE		TOTAL (000)
	SMALL DIS- ADVANTAGED (000)	OTHER (000)	SMALL DIS- ADVANTAGED (000)	OTHER (000)	
1. HONOLULU	6,257	69,260	161,311	421,397	658,225
2. KAUAI	655	1,591	66	36,765	39,077
3. MAUI	337	9,960	445	21,776	32,518
4. HAWAII	428	4,697	2,934	8,699	16,758
5.					
TOP FIVE AGENCIES WITH PLACE OF PERFORMANCE IN THIS STATE (000)					
1. DEPARTMENT OF DEFENSE					653,393
2. GENERAL SERVICES ADMINISTRATION					18,376
3. DEPARTMENT OF VETERANS AFFAIRS					15,492
4. DEPARTMENT OF LABOR					11,655
5. DEPARTMENT OF TRANSPORTATION					11,437
TOP FIVE CONTRACTING OFFICES LOCATED IN THIS STATE (000)					
1 NAVY, FACILITIES ENGINEERING CMD, PEARL HARBOR					184,167
2 ARMY, SUPPORT COMMAND, FORT SHAFTER					180,810
3 ARMY, ENGINEER DIST PACIFIC OCEAN, FORT SHAFTER					132,192
4 NAVY, PUBLIC WORKS CENTER, PEARL HARBOR					68,096
5 NAVY, FLEET & INDUST SUPPLY CTR, PEARL HARBOR					62,081
TYPE OF PRODUCT OR SERVICE	SMALL BUSINESS (000)	LARGE BUSINESS (000)	STATE & LOCAL GOV'T (000)	NON- PROFIT & OTHER (000)	TOTAL (000)
R & D	2,058	8,704	2,084	9,457	22,303
Construction	126,074	185,578	0	809	312,461
Supplies & Equipment	24,542	53,675	360	116	78,693
Services	123,953	186,402	3,722	19,044	333,121
TOTAL	276,627	434,359	6,166	29,426	746,578
TOP CONTRACTORS PERFORMING IN THIS STATE					
CIVILIAN AGENCIES CONTRACTORS	DOLLARS (000)	DEPARTMENT OF DEFENSE CONTRACTORS		DOLLARS (000)	
1. PPC-TOKYU JOINT VENTURE	13,520	1. HUNT BUILDING CORPORATION	42,056		
2. PACIFIC EDUCATIONAL FOUNDATION	11,420	2. ITT CORPORATION	32,053		
3. MAUI LAND & PINEAPPLE CO INC	8,666	3. THE BROKEN HILL PROPRIETARY CO	29,373		
4. UNIVERSITY OF HAWAII	5,742	4. OHM CORPORATION	25,551		
5. OGDEN CORPORATION	3,151	5. MORRISON KNUDSEN CORP DEL CORP	23,474		
6. KUAKINI HEALTH SYSTEM	3,062	6. OGDEN CORPORATION	21,922		
7. WMX TECHNOLOGIES INC	3,042	7. HAWAIIAN ELECTRIC INDUSTRIES	18,314		
8. HAWAIIAN ELECTRIC INDUSTRIES	2,757	8. ALL STAR MAINTENANCE	17,731		
9. PACIFIC REGION EDUCTL LAB	2,390	9. KIEWIT PETER SONS DE CORP	16,828		
10. GANNETT CO INC DE	2,028	10. CADDELL CONSTRUCTION CO INC	15,640		

FEDERAL PROCUREMENT DATA SYSTEM
FEDERAL PROCUREMENT DOLLARS FOR IDAHO
 Fiscal Year 1995 to Date

Population 1,006,749
 Per Capita Procurement 942

Total Procurement By Place of Performance 948,415
 Rank Per Capita 11 Last Year 17

TOP FIVE COUNTIES					
NAME OF COUNTY	CIVILIAN AGENCIES		DEPARTMENT OF DEFENSE		TOTAL (000)
	SMALL DIS-ADVANTAGED (000)	OTHER (000)	SMALL DIS-ADVANTAGED (000)	OTHER (000)	
1. BONNEVILLE	9,452	722,841	938	1,700	734,931
2. ELMORE	143	1,106	20,308	23,593	45,150
3. ADA	5,353	16,171	2,108	17,099	40,731
4. SHOSHONE	494	10,295	0	14,825	25,614
5. MINIDOKA	4	19,158	0	332	19,494

TOP FIVE AGENCIES WITH PLACE OF PERFORMANCE IN THIS STATE (000)	
1. DEPARTMENT OF ENERGY	729,310
2. DEPARTMENT OF DEFENSE	97,880
3. DEPARTMENT OF AGRICULTURE	53,223
4. DEPARTMENT OF THE INTERIOR	35,073
5. DEPARTMENT OF TRANSPORTATION	13,325

TOP FIVE CONTRACTING OFFICES LOCATED IN THIS STATE (000)	
1 ENERGY, IDAHO OPERATIONS OFC, IDAHO FALLS	736,358
2 INTERIOR, BUR OF RECLAMATION, BOISE	167,824
3 AGRICULTURE, FOREST SERVICE, BOISE	39,632
4 USAF, 366 CONS/CC, MOUNTAIN HOME AFB	21,421
5 INTERIOR, OFC OF POLICY, BUDGET & ADMIN, BOISE	18,592

TYPE OF PRODUCT OR SERVICE	SMALL BUSINESS (000)	LARGE BUSINESS (000)	STATE & LOCAL GOVT (000)	NON-PROFIT & OTHER (000)	TOTAL (000)
R & D	6,041	10,156	0	231	16,428
Construction	56,032	40,180	0	0	96,212
Supplies & Equipment	22,426	18,683	26	1,988	43,123
Services	46,585	738,226	4,398	3,443	792,652
TOTAL	131,084	807,245	4,424	5,662	948,415

TOP CONTRACTORS PERFORMING IN THIS STATE			
CIVILIAN AGENCIES CONTRACTORS	DOLLARS (000)	DEPARTMENT OF DEFENSE CONTRACTORS	DOLLARS (000)
1. LOCKHEED MARTIN CORPORATION	1,011,675	1. MORRISON KNUDSEN CORP DEL CORP	10,951
2. PERINI CORPORATION	18,689	2. KIEWIT PETER SONS DE CORP	9,747
3. TOMMER CONSTRUCTION CO INC	7,577	3. MCALVAIN CONSTRUCTION INC	7,332
4. SCIENTECH INC	6,991	4. MICRON TECHNOLOGY INC	6,376
5. HEINZ H J COMPANY	5,492	5. HEINZ H J COMPANY	6,041
6. FLUOR CORPORATION	5,243	6. RECORD STEEL AND CONSTRUCTION	5,458
7. SCIENCE APPLICATIONS INTL CORP	4,636	7. OHM CORPORATION	4,442
8. RECORD STEEL AND CONSTRUCTION	3,820	8. APPLIED MEASUREMENT SYSTEMS	2,713
9. MICROCLEAN INC	3,654	9. TRACOR INC	2,623
10. BROCKE GEORGE F & SONS INC	3,633	10. TECTUM CORPORATION	2,502

FEDERAL PROCUREMENT DATA SYSTEM
FEDERAL PROCUREMENT DOLLARS FOR ILLINOIS
 Fiscal Year 1995 to Date

Population 11,430,602
 Per Capita Procurement 242

Total Procurement By Place of Performance 2,769,732
 Rank Per Capita 46 Last Year 41

TOP FIVE COUNTIES					
NAME OF COUNTY	CIVILIAN AGENCIES		DEPARTMENT OF DEFENSE		TOTAL (000)
	SMALL DIS- ADVANTAGED (000)	OTHER (000)	SMALL DIS- ADVANTAGED (000)	OTHER (000)	
1. COOK	24,853	873,123	18,677	514,255	1,430,908
2. DU PAGE	4,162	290,341	7,041	39,050	340,594
3. FRANKLIN	49	151,375	152	72	151,648
4. LAKE	116	26,959	19,473	80,609	127,157
5. SAINT CLAIR	-9	16,800	23,576	71,436	111,803
TOP FIVE AGENCIES WITH PLACE OF PERFORMANCE IN THIS STATE (000)					
1. DEPARTMENT OF DEFENSE					1,129,884
2. DEPARTMENT OF ENERGY					806,638
3. TENNESSEE VALLEY AUTHORITY					286,161
4. GENERAL SERVICES ADMINISTRATION					99,086
5. DEPARTMENT OF VETERANS AFFAIRS					97,518
TOP FIVE CONTRACTING OFFICES LOCATED IN THIS STATE (000)					
1 ENERGY, CHICAGO OPERATIONS OFC, ARGONNE					1,462,579
2 ARMY, HQ AMCCOM, ROCK ISLAND					1,364,249
3 DOD, DEF INFORMATION SYS AGENCY, SCOTT AFB					889,319
4 USAF, HQ AMC/XOK, SCOTT AFB					630,356
5 ARMY, ARMAMENT & CHEMICAL ACQ, ROCK ISLAND					431,101
TYPE OF PRODUCT OR SERVICE	SMALL BUSINESS (000)	LARGE BUSINESS (000)	STATE & LOCAL GOV'T (000)	NON- PROFIT & OTHER (000)	TOTAL (000)
R & D	15,250	47,811	4,274	33,679	101,014
Construction	142,161	158,117	0	50	300,328
Supplies & Equipment	310,033	766,694	337	21,503	1,098,567
Services	127,696	268,630	15,736	857,761	1,269,823
TOTAL	595,140	1,241,252	20,347	912,993	2,769,732
TOP CONTRACTORS PERFORMING IN THIS STATE					
CIVILIAN AGENCIES CONTRACTORS	DOLLARS (000)	DEPARTMENT OF DEFENSE CONTRACTORS		DOLLARS (000)	
1. UNIVERSITY OF CHICAGO THE	536,856	1. NORTHROP GRUMMAN CORPORATION	211,500		
2. UNIVERSITIES RESEARCH ASSN	258,410	2. CATERPILLAR INC	32,173		
3. ZEIGLER COAL HOLDING COMPANY	153,718	3. OLIN CORPORATION	27,795		
4. ARCLAR COMPANY INC	46,105	4. IIT RESEARCH INSTITUTE	26,963		
5. FREEMAN COAL MINING LIMITED	37,089	5. PHILIP MORRIS COMPANIES INC	25,106		
6. ARCHER DANIELS MIDLAND CO	28,768	6. SUNDRAND CORPORATION	24,422		
7. SHORE EGG & PRODUCE CO	25,000	7. TOOTSIE ROLL INDUSTRIES INC	23,473		
8. SCIENCE APPLICATIONS INTL CORP	23,103	8. BELLEVILLE SHOE MFG CO	18,201		
9. NATIONAL OPINION RES CTR COLO	16,766	9. SOLLITT GEORGE CNSTR CO THE	16,352		
10. INTERNATIONAL GRAIN PROCESSORS	16,357	10. LOVERING-JOHNSON INC	15,440		

FEDERAL PROCUREMENT DATA SYSTEM
FEDERAL PROCUREMENT DOLLARS FOR INDIANA
 Fiscal Year 1995 to Date

Population 5,544,159
 Per Capita Procurement 271

Total Procurement By Place of Performance 1,504,017
 Rank Per Capita 44 Last Year 38

TOP FIVE COUNTIES					
NAME OF COUNTY	CIVILIAN AGENCIES		DEPARTMENT OF DEFENSE		TOTAL (000)
	SMALL DIS-ADVANTAGED (000)	OTHER (000)	SMALL DIS-ADVANTAGED (000)	OTHER (000)	
1. ALLEN	46	21,818	2,795	352,341	377,000
2. MARION	2,865	57,581	19,679	280,442	360,567
3. ST. JOSEPH	0	116,557	1,976	161,563	280,096
4. BARTHOLOMEW	887	13,465	7,511	65,264	87,127
5. DE KALB	0	0	0	43,687	43,687
TOP FIVE AGENCIES WITH PLACE OF PERFORMANCE IN THIS STATE (000)					
1. DEPARTMENT OF DEFENSE					1,223,331
2. DEPARTMENT OF VETERANS AFFAIRS					130,898
3. NATIONAL AERONAUTICS AND SPACE ADMINISTRATION					27,939
4. GENERAL SERVICES ADMINISTRATION					22,287
5. DEPARTMENT OF JUSTICE					20,067
TOP FIVE CONTRACTING OFFICES LOCATED IN THIS STATE (000)					
1 NAVY, NAVAL SURFACE WARFARE CTR, CRANE					156,565
2 NAVY, NAVAL AIR WARFARE CTR, INDIANAPOLIS					55,785
3 NAVY, NAVAL AIR WARFARE CTR, INDIANAPOLIS					43,159
4 NAVY, NAVAL AIR WARFARE CTR, INDIANAPOLIS					38,442
5 NAVY, NAVAL AIR WARFARE CTR, INDIANAPOLIS					32,496
TYPE OF PRODUCT OR SERVICE	SMALL BUSINESS (000)	LARGE BUSINESS (000)	STATE & LOCAL GOV'T (000)	NON-PROFIT & OTHER (000)	TOTAL (000)
R & D	15,824	101,442	2,168	7,417	126,851
Construction	58,032	17,814	0	0	75,846
Supplies & Equipment	77,609	820,912	145	46,738	945,404
Services	45,567	287,910	4,184	18,255	355,916
TOTAL	197,032	1,228,078	6,497	72,410	1,504,017
TOP CONTRACTORS PERFORMING IN THIS STATE					
CIVILIAN AGENCIES CONTRACTORS	DOLLARS (000)	DEPARTMENT OF DEFENSE CONTRACTORS	DOLLARS (000)		
1. AMERISOURCE HEALTH CORPORATION	108,713	1. ITT CORPORATION	219,935		
2. ITT CORPORATION	18,003	2. MESC HOLDINGS INC	161,803		
3. MANAGEMENT AND TRAINING CORP	12,387	3. ROLLS-ROYCE PLC	150,981		
4. LEGGETT & PLATT	12,014	4. RENCO GROUP THE INC	113,682		
5. ROLLS-ROYCE PLC	10,229	5. GENERAL MOTORS CORPORATION	63,493		
6. ABB ASEA BROWN BOVERI LTD	8,246	6. ALLIEDSIGNAL INC	42,261		
7. ASSOCIATED INSURANCE COMPANIES	6,599	7. AMOCO CORPORATION	35,367		
8. GALBREATH COMPANY THE	5,194	8. CUMMINS ENGINE COMPANY INC	35,344		
9. GENERAL MOTORS CORPORATION	4,786	9. ASSOCIATED INSURANCE COMPANIES	29,272		
10. INDIANA UNIVERSITY	4,051	10. TRACOR INC	17,852		

FEDERAL PROCUREMENT DATA SYSTEM
FEDERAL PROCUREMENT DOLLARS FOR IOWA
 Fiscal Year 1995 to Date

Population 2,776,755
 Per Capita Procurement 252

Total Procurement By Place of Performance 700,704
 Rank Per Capita 45 Last Year 48

TOP FIVE COUNTIES					
NAME OF COUNTY	CIVILIAN AGENCIES		DEPARTMENT OF DEFENSE		TOTAL (000)
	SMALL DIS-ADVANTAGED (000)	OTHER (000)	SMALL DIS-ADVANTAGED (000)	OTHER (000)	
1. LINN	4	27,224	0	283,245	310,473
2. JOHNSON	926	74,676	312	3,094	79,008
3. POLK	1,492	27,078	3,201	31,036	62,807
4. DES MOINES	0	628	8,458	44,944	54,030
5. STORY	0	44,727	0	1,933	46,660

TOP FIVE AGENCIES WITH PLACE OF PERFORMANCE IN THIS STATE (000)	
1. DEPARTMENT OF DEFENSE	439,302
2. DEPARTMENT OF AGRICULTURE	73,368
3. DEPARTMENT OF EDUCATION	55,706
4. DEPARTMENT OF ENERGY	32,349
5. DEPARTMENT OF THE TREASURY	25,978

TOP FIVE CONTRACTING OFFICES LOCATED IN THIS STATE (000)	
1 ARMY, USFPO FOR IOWA, JOHNSTON	15,183
2 VA MEDICAL CENTER, IOWA CITY	9,212
3 VA MEDICAL CENTER, DES MOINES	6,613
4 VA MEDICAL CENTER, KNOXVILLE	4,012
5 AGRICULTURE, AGRI RESEARCH SVC, AMES	473

TYPE OF PRODUCT OR SERVICE	SMALL BUSINESS (000)	LARGE BUSINESS (000)	STATE & LOCAL GOV'T (000)	NON-PROFIT & OTHER (000)	TOTAL (000)
R & D	72	71,242	8,313	2,625	82,252
Construction	45,114	49,550	0	42	94,706
Supplies & Equipment	36,649	260,408	72	36,721	333,850
Services	11,347	117,561	34,553	26,435	189,896
TOTAL	93,182	498,761	42,938	65,823	700,704

TOP CONTRACTORS PERFORMING IN THIS STATE			
CIVILIAN AGENCIES CONTRACTORS	DOLLARS (000)	DEPARTMENT OF DEFENSE CONTRACTORS	DOLLARS (000)
1. NATIONAL COMPUTER SYTEMS INC	37,187	1. ROCKWELL INTERNATIONAL CORP	272,393
2. IOWA STATE UNIV OF SCNCE TECH	30,373	2. MASON COMPANY THE (DEL)	31,192
3. AMERICAN COLLEGE TSTG PROGRAM	22,983	3. LITTON INDUSTRIES INC	13,435
4. TAYLOR BALL INC	21,098	4. ENVIRONMENTAL CHEMICAL CORP	7,857
5. POONGSAN CORPORATION	18,055	5. INDUSTRIAL BUILDERS INC	7,537
6. CONAGRA INC	14,227	6. COMPUTER RELIANCE	7,246
7. IBP INC	12,194	7. GENERAL ATOMICS TECH CORP	5,227
8. UNIVERSITY OF IOWA THE	10,723	8. RAYTHEON COMPANY	4,442
9. GIBBON PACKING CO INC	7,373	9. CAL WESTERN PACKAGING CORP	3,833
10. ROCKWELL INTERNATIONAL INC	6,639	10. COLTEC INDUSTRIES INC	3,554

FEDERAL PROCUREMENT DATA SYSTEM
FEDERAL PROCUREMENT DOLLARS FOR KANSAS
 Fiscal Year 1995 to Date

Population 2,477,574
 Per Capita Procurement 449

Total Procurement By Place of Performance 1,111,928
 Rank Per Capita 29 Last Year 32

TOP FIVE COUNTIES					
NAME OF COUNTY	CIVILIAN AGENCIES		DEPARTMENT OF DEFENSE		TOTAL (000)
	SMALL DIS-ADVANTAGED (000)	OTHER (000)	SMALL DIS-ADVANTAGED (000)	OTHER (000)	
1. SEDGWICK	1,270	52,320	3,683	635,142	692,415
2. LEAVENWORTH	580	13,736	20,433	60,503	95,252
3. GEARY	0	83	11,667	44,932	56,682
4. WYANDOTTE	2,258	28,403	169	5,768	36,598
5. JOHNSON	3,441	15,425	274	15,723	34,863

TOP FIVE AGENCIES WITH PLACE OF PERFORMANCE IN THIS STATE (000)	
1. DEPARTMENT OF DEFENSE	881,567
2. DEPARTMENT OF AGRICULTURE	114,510
3. GENERAL SERVICES ADMINISTRATION	37,105
4. DEPARTMENT OF TRANSPORTATION	18,936
5. DEPARTMENT OF VETERANS AFFAIRS	15,526

TOP FIVE CONTRACTING OFFICES LOCATED IN THIS STATE (000)	
1 ARMY, DIRECTORATE OF CONTRACTING, FORT RILEY	44,697
2 VA MEDICAL CENTER, LEAVENWORTH	32,339
3 USAF, 22 CONS/LGC, MCCONNELL AFB	25,195
4 ARMY, MISSION CONTRACTING ACTIV, FT LEAVENWORTH	24,104
5 ARMY, USPFO FOR KANSAS, TOPEKA	21,193

TYPE OF PRODUCT OR SERVICE	SMALL BUSINESS (000)	LARGE BUSINESS (000)	STATE & LOCAL GOV'T (000)	NON-PROFIT & OTHER (000)	TOTAL (000)
R & D	1,790	13,554	1,553	639	17,536
Construction	71,461	33,110	0	4,926	109,497
Supplies & Equipment	63,003	524,260	73	31,491	618,827
Services	64,055	291,519	5,635	4,859	366,068
TOTAL	200,309	862,443	7,261	41,915	1,111,928

TOP CONTRACTORS PERFORMING IN THIS STATE			
CIVILIAN AGENCIES CONTRACTORS	DOLLARS (000)	DEPARTMENT OF DEFENSE CONTRACTORS	DOLLARS (000)
1. ARCHER DANIELS MIDLAND CO	47,166	1. BOEING COMPANY THE	234,869
2. CARGILL INCORPORATED	20,688	2. RAYTHEON COMPANY	163,366
3. BARTLETT AND COMPANY	15,508	3. MCDONNELL DOUGLAS CORPORATION	142,984
4. NATIONAL INDS FOR THE BLIND	15,088	4. TEXTRON INC	27,318
5. CONAGRA INC	10,563	5. LOGICON INC	21,308
6. CORRECTIONS CORP AMERICA	8,517	6. FEDERAL PRISON INDUSTRIES	13,195
7. BOMBARDIER INC	5,800	7. NATION INC	12,462
8. CEREAL FOOD PROCESSORS INC	5,557	8. NATIONAL BEEF PACKING CO LP	10,962
9. HUDSON FOODS INC	5,374	9. DESCON CONSTRUCTION INC	8,487
10. CHIQUITA BRANDS INTERNATIONAL	5,307	10. FOOTHILL GROUP INC	8,381

FEDERAL PROCUREMENT DATA SYSTEM
FEDERAL PROCUREMENT DOLLARS FOR KENTUCKY
 Fiscal Year 1995 to Date

Population 3,685,296
 Per Capita Procurement 726

Total Procurement By Place of Performance 2,674,067
 Rank Per Capita 21 Last Year 33

TOP FIVE COUNTIES					
NAME OF COUNTY	CIVILIAN AGENCIES		DEPARTMENT OF DEFENSE		TOTAL (000)
	SMALL DIS-ADVANTAGED (000)	OTHER (000)	SMALL DIS-ADVANTAGED (000)	OTHER (000)	
1. UNION	21,397	441,836	0	456	463,689
2. MUHLENBERG	0	255,529	0	1,155	256,684
3. MCCrackEN	0	249,554	0	1,102	250,656
4. WEBSTER	0	227,541	0	0	227,541
5. BELL	62	212,211	0	40	212,313
TOP FIVE AGENCIES WITH PLACE OF PERFORMANCE IN THIS STATE (000)					
1. TENNESSEE VALLEY AUTHORITY					1,705,507
2. DEPARTMENT OF DEFENSE					538,936
3. DEPARTMENT OF ENERGY					192,046
4. DEPARTMENT OF TRANSPORTATION					57,308
5. GENERAL SERVICES ADMINISTRATION					39,704
TOP FIVE CONTRACTING OFFICES LOCATED IN THIS STATE (000)					
1 ARMY, ENGINEER DISTRICT LOUISVILLE					192,964
2 ARMY, CMD ARMOR CENTER, FORT KNOX					82,952
3 ARMY, DIRECTORATE OF CONTRACTING, FT CAMPBELL					46,888
4 ARMY, ENGINEER DISTRICT LOUISVILLE (CIVIL)					41,454
5 VA MEDICAL CENTER, LOUISVILLE					18,852
TYPE OF PRODUCT OR SERVICE	SMALL BUSINESS (000)	LARGE BUSINESS (000)	STATE & LOCAL GOV'T (000)	NON-PROFIT & OTHER (000)	TOTAL (000)
R & D	3,836	848	3,368	629	8,681
Construction	96,259	154,723	0	0	250,982
Supplies & Equipment	150,084	1,709,358	141	40,080	1,899,663
Services	96,940	398,699	7,362	11,740	514,741
TOTAL	347,119	2,263,628	10,871	52,449	2,674,067
TOP CONTRACTORS PERFORMING IN THIS STATE					
CIVILIAN AGENCIES CONTRACTORS	DOLLARS (000)	DEPARTMENT OF DEFENSE CONTRACTORS		DOLLARS (000)	
1. HANSON PLC	411,584	1. RAYTHEON COMPANY	114,008		
2. COSTAIN GROUP PLC	293,139	2. FEDERAL PRISON INDUSTRIES	32,191		
3. ELECTRIC ENERGY INC	189,000	3. PENCE HOWARD W INC	28,629		
4. SEXTET MINING CORPORATION	117,895	4. KECO INDUSTRIES INC	25,102		
5. ARCH MINERAL CORPORATION	81,083	5. DYNACORP	13,857		
6. THUNDERBIRD ENERGY INC	77,687	6. AMERICAN MAIZE-PRODUCTS CO	13,064		
7. DIVERSIFIED ENERGY INC	75,194	7. MAS-HAMILTON GROUP INC	8,745		
8. MAPCO INC	69,110	8. PERROW WADE CONSTRUCTION INC	8,383		
9. WILLIAMS COMPANIES INC	68,573	9. MITCHCO INTERNATIONAL INC	8,087		
10. SIGMON COAL COMPANY INC	62,093	10. LOUISVILLE GAS & ELC CO	7,733		

FEDERAL PROCUREMENT DATA SYSTEM
FEDERAL PROCUREMENT DOLLARS FOR LOUISIANA
 Fiscal Year 1995 to Date

Population 4,219,973
 Per Capita Procurement 471

Total Procurement By Place of Performance 1,989,199
 Rank Per Capita 28 Last Year 23

TOP FIVE COUNTIES					
NAME OF COUNTY	CIVILIAN AGENCIES		DEPARTMENT OF DEFENSE		TOTAL (000)
	SMALL DIS-ADVANTAGED (000)	OTHER (000)	SMALL DIS-ADVANTAGED (000)	OTHER (000)	
1. ORLEANS	17,838	507,646	21,662	224,403	771,549
2. JEFFERSON	4,592	206,260	697	11,527	223,076
3. EAST BATON ROUG	5,285	16,031	4,911	173,511	199,738
4. BOSSIER	1,811	16,812	18,993	114,520	152,136
5. ST. LANDRY	82	42	0	126,501	126,625

TOP FIVE AGENCIES WITH PLACE OF PERFORMANCE IN THIS STATE (000)	
1. DEPARTMENT OF DEFENSE	1,046,728
2. NATIONAL AERONAUTICS AND SPACE ADMINISTRATION	377,844
3. DEPARTMENT OF AGRICULTURE	206,369
4. DEPARTMENT OF ENERGY	190,409
5. GENERAL SERVICES ADMINISTRATION	43,575

TOP FIVE CONTRACTING OFFICES LOCATED IN THIS STATE (000)	
1 ENERGY, STRATEGIC PETRO RESV, NEW ORLEANS	194,129
2 ARMY, ENGINEER DISTRICT NEW ORLEANS (CIVIL)	126,572
3 TRANSPORTATION, MARITIME ADMIN, NEW ORLEANS	54,501
4 ARMY, DIRECTORATE OF CONTRACTING, FORT POLK	42,901
5 USAF, 2 CONS/LGLC, BARKSDALE AFB	42,232

TYPE OF PRODUCT OR SERVICE	SMALL BUSINESS (000)	LARGE BUSINESS (000)	STATE & LOCAL GOV'T (000)	NON-PROFIT & OTHER (000)	TOTAL (000)
R & D	7,186	6,536	1,785	3,728	19,235
Construction	137,963	181,029	0	0	318,992
Supplies & Equipment	228,837	867,922	155	9,186	1,106,100
Services	95,793	431,824	5,125	12,130	544,872
TOTAL	469,779	1,487,311	7,065	25,044	1,989,199

TOP CONTRACTORS PERFORMING IN THIS STATE			
CIVILIAN AGENCIES CONTRACTORS	DOLLARS (000)	DEPARTMENT OF DEFENSE CONTRACTORS	DOLLARS (000)
1. LOCKHEED MARTIN CORPORATION	376,661	1. EXXON CORPORATION	159,494
2. MC DERMOTT INTERNATIONAL INC	164,510	2. SALOMON INC	126,353
3. AMERICAN VEGETABLE OIL INC	46,747	3. GOLD LINE REFINING LTD	51,821
4. CAL WESTERN PACKAGING CORP	35,868	4. INTERNATIONAL SHIPHOLDING CORP	46,402
5. CONTINENTAL GRAIN COMPANY	35,528	5. SHORE MANAGEMENT INC	34,880
6. TEXTRON INC	26,588	6. AVONDALE INDUSTRIES INC	31,675
7. CARGILL INCORPORATED	20,187	7. BOLLINGER SHIPYARDS INC	30,428
8. ADM FEEDS CORPORATION	14,308	8. THIOKOL CORPORATION	25,038
9. DAMES & MOORE INC	14,130	9. OHM CORPORATION	21,928
10. PEAVEY INTERNATIONAL INC	10,201	10. TRINITY INDUSTRIES INC	20,847

FEDERAL PROCUREMENT DATA SYSTEM
FEDERAL PROCUREMENT DOLLARS FOR MAINE
 Fiscal Year 1995 to Date

Population 1,227,928
 Per Capita Procurement 621

Total Procurement By Place of Performance 762,988
 Rank Per Capita 25 Last Year 15

TOP FIVE COUNTIES					
NAME OF COUNTY	CIVILIAN AGENCIES		DEPARTMENT OF DEFENSE		TOTAL (000)
	SMALL DIS-ADVANTAGED (000)	OTHER (000)	SMALL DIS-ADVANTAGED (000)	OTHER (000)	
1. SAGadahoc	0	46	2,205	568,712	570,963
2. YORK	651	1,093	356	39,644	41,744
3. AROOSTOOK	129	8,131	197	32,789	41,246
4. CUMBERLAND	113	9,377	6,868	22,899	39,257
5. PENOBSOT	2,850	4,725	892	12,609	21,076

TOP FIVE AGENCIES WITH PLACE OF PERFORMANCE IN THIS STATE (000)	
1. DEPARTMENT OF DEFENSE	713,301
2. GENERAL SERVICES ADMINISTRATION	16,772
3. DEPARTMENT OF TRANSPORTATION	7,633
4. DEPARTMENT OF HEALTH AND HUMAN SERVICES	6,997
5. DEPARTMENT OF AGRICULTURE	5,684

TOP FIVE CONTRACTING OFFICES LOCATED IN THIS STATE (000)	
1 NAVY, SHIPBUILDING CONVERS, BATH	54,146
2 VA MEDICAL CENTER, TOGUS	2,159
3 ARMY, USPFO FOR MAINE, AUGUSTA	2,130
4 GENERAL SVCS ADMIN, PUBLIC BLDG SVCS, AUGUSTA	838
5 AGRICULTURE, FARMERS HOME ADMIN, ORONO	114

TYPE OF PRODUCT OR SERVICE	SMALL BUSINESS (000)	LARGE BUSINESS (000)	STATE & LOCAL GOV'T (000)	NON-PROFIT & OTHER (000)	TOTAL (000)
R & D	11,236	1,551	808	690	14,285
Construction	32,092	42,182	0	0	74,274
Supplies & Equipment	19,728	588,766	23	1,236	609,753
Services	10,712	36,538	6,535	10,891	64,676
TOTAL	73,768	669,037	7,366	12,817	762,988

TOP CONTRACTORS PERFORMING IN THIS STATE			
CIVILIAN AGENCIES CONTRACTORS	DOLLARS (000)	DEPARTMENT OF DEFENSE CONTRACTORS	DOLLARS (000)
1. INTERNATIONAL PAPER COMPANY	7,736	1. FULCRUM II LIMITED PARTNERSHIP	566,838
2. MCCAIN FOODS LIMITED	4,707	2. DUCHOSSOIS INDUSTRIES INC	32,630
3. HAGUE INTERNATIONAL	3,730	3. BECHTEL GROUP INC	25,132
4. HANDFORD GENERAL CONTRACTORS	2,780	4. OHM CORPORATION	10,479
5. PLEASANT PT INDIAN RESERVATION	2,225	5. CREATIVE APPAREL ASSOCIATES	6,743
6. MAINE STATE OF	2,199	6. FIBER MATERIALS INC	6,005
7. KONINKLIJKE EMBALLAGE INDUSTRI	1,807	7. LOCKHEED MARTIN CORPORATION	5,700
8. AROOSTOOK BAND OF MICMACS	1,593	8. POULIN D L INCORPORATED	5,416
9. ALCO STANDARD CORPORATION	1,271	9. BANGOR CITY OF	4,060
10. OHM CORPORATION	1,038	10. AUBURN MANUFACTURING INC	3,186

FEDERAL PROCUREMENT DATA SYSTEM
FEDERAL PROCUREMENT DOLLARS FOR MARYLAND
 Fiscal Year 1995 to Date

Population 4,781,468
 Per Capita Procurement 1,866

Total Procurement By Place of Performance 8,921,257
 Rank Per Capita 4 Last Year 5

TOP FIVE COUNTIES					
NAME OF COUNTY	CIVILIAN AGENCIES		DEPARTMENT OF DEFENSE		TOTAL (000)
	SMALL DIS- ADVANTAGED (000)	OTHER (000)	SMALL DIS- ADVANTAGED (000)	OTHER (000)	
1. MONTGOMERY	385,421	1,637,989	182,854	1,150,840	3,357,104
2. PRINCE GEORGE'S	227,035	1,321,438	141,917	612,540	2,302,930
3. BALTIMORE (CITY)	44,965	289,186	31,261	814,708	1,180,120
4. ANNE ARUNDEL	9,018	146,043	63,593	324,796	543,450
5. ST. MARY'S	274	814	36,030	345,397	382,515
TOP FIVE AGENCIES WITH PLACE OF PERFORMANCE IN THIS STATE (000)					
1. DEPARTMENT OF DEFENSE					4,461,760
2. NATIONAL AERONAUTICS AND SPACE ADMINISTRATION					1,105,450
3. DEPARTMENT OF HEALTH AND HUMAN SERVICES					930,641
4. DEPARTMENT OF TRANSPORTATION					570,792
5. GENERAL SERVICES ADMINISTRATION					338,117
TOP FIVE CONTRACTING OFFICES LOCATED IN THIS STATE (000)					
1 NASA, GODDARD SPACE CENTER, GREENBELT					2,073,779
2 ARMY, ENGINEER DISTRICT BALTIMORE					462,866
3 HHS, NATL INSTITUTE FOR HEALTH, BETHESDA					373,862
4 HHS, HEALTH CARE FINANCING ADMIN, BALTIMORE					336,918
5 NAVY, NAVAL AVIATION DEPOT OPS, PATUXENT RIVER					297,666
TYPE OF PRODUCT OR SERVICE	SMALL BUSINESS (000)	LARGE BUSINESS (000)	STATE & LOCAL GOV'T (000)	NON- PROFIT & OTHER(000)	TOTAL (000)
R & D	257,350	613,987	15,821	435,128	1,322,286
Construction	314,793	364,405	758	2,104	682,060
Supplies & Equipment	660,832	1,476,838	217	352,992	2,490,879
Services	1,440,621	2,828,262	14,977	142,172	4,426,032
TOTAL	2,673,596	5,283,492	31,773	932,396	8,921,257
TOP CONTRACTORS PERFORMING IN THIS STATE					
CIVILIAN AGENCIES CONTRACTORS	DOLLARS (000)	DEPARTMENT OF DEFENSE CONTRACTORS		DOLLARS (000)	
1. INTERNATIONAL BUS MCHS CORP	413,046	1. WESTINGHOUSE ELECTRIC CORP	562,544		
2. ALLIEDSIGNAL INC	218,935	2. JOHNS HOPKINS UNIVERSITY	274,184		
3. COMPUTER SCIENCES CORPORATION	197,958	3. LOCKHEED MARTIN CORPORATION	257,951		
4. LOCKHEED MARTIN CORPORATION	166,440	4. TRACOR INC	231,777		
5. WESTAT INC	111,192	5. INTERNATIONAL BUS MCHS CORP	184,750		
6. GENERAL MOTORS CORPORATION	102,449	6. ALLIEDSIGNAL INC	104,921		
7. WESTINGHOUSE ELECTRIC CORP	88,236	7. ARINC INCORPORATED	77,357		
8. COMPUTER DATA SYSTEMS INC	73,561	8. UNITED INDUSTRIAL CORPORATION	74,400		
9. OAO CORPORATION	66,947	9. BELL ATLANTIC CORPORATION	73,988		
10. FEDERAL DATA CORPORATION	62,510	10. COMSAT CORPORATION	62,598		

FEDERAL PROCUREMENT DATA SYSTEM
FEDERAL PROCUREMENT DOLLARS FOR MASSACHUSETTS
 Fiscal Year 1995 to Date

Population 6,016,425
 Per Capita Procurement 986

Total Procurement By Place of Performance 5,932,320
 Rank Per Capita 9 Last Year 8

TOP FIVE COUNTIES					
NAME OF COUNTY	CIVILIAN AGENCIES		DEPARTMENT OF DEFENSE		TOTAL (000)
	SMALL DIS- ADVANTAGED (000)	OTHER (000)	SMALL DIS- ADVANTAGED (000)	OTHER (000)	
1. MIDDLESEX	26,615	565,967	169,393	2,682,621	3,444,596
2. ESSEX	282	42,163	283	1,303,376	1,346,104
3. NORFOLK	497	42,340	748	246,712	290,297
4. BERKSHIRE	75	91,346	31	147,753	239,205
5. SUFFOLK	8,170	134,571	9,338	75,288	227,367

TOP FIVE AGENCIES WITH PLACE OF PERFORMANCE IN THIS STATE (000)	
1. DEPARTMENT OF DEFENSE	4,942,367
2. DEPARTMENT OF TRANSPORTATION	270,134
3. DEPARTMENT OF THE TREASURY	130,346
4. NATIONAL AERONAUTICS AND SPACE ADMINISTRATION	113,142
5. DEPARTMENT OF HEALTH AND HUMAN SERVICES	94,318

TOP FIVE CONTRACTING OFFICES LOCATED IN THIS STATE (000)	
1 USAF, ESC/ENK, HANSCOM AFB	755,174
2 USAF, ESC/TWK, HANSCOM AFB	672,858
3 USAF, ESC/JSK, HANSCOM AFB	647,505
4 TRANSPORTATION, RESCH & SPECIAL PRGMS, CAMBRIDGE	142,875
5 USAF, ESC/AVK, HANSCOM AFB	129,181

TYPE OF PRODUCT OR SERVICE	SMALL BUSINESS (000)	LARGE BUSINESS (000)	STATE & LOCAL GOV'T (000)	NON- PROFIT & OTHER (000)	TOTAL (000)
R & D	249,039	853,128	3,000	965,913	2,071,080
Construction	74,663	46,947	0	0	121,610
Supplies & Equipment	239,905	1,895,060	166	263,137	2,398,268
Services	232,420	953,130	5,584	150,228	1,341,362
TOTAL	796,027	3,748,265	8,750	1,379,278	5,932,320

TOP CONTRACTORS PERFORMING IN THIS STATE			
CIVILIAN AGENCIES CONTRACTORS	DOLLARS (000)	DEPARTMENT OF DEFENSE CONTRACTORS	DOLLARS (000)
1. RAYTHEON COMPANY	119,595	1. RAYTHEON COMPANY	1,286,004
2. CRANE & CO INC	63,085	2. GENERAL ELECTRIC COMPANY	1,071,623
3. MASSACHUSETTS INST OF TECH	47,204	3. MASSACHUSETTS INST OF TECH	355,306
4. UNISYS CORPORATION	40,378	4. GTE CORPORATION	334,612
5. EG&G INC	35,537	5. DRAPER CHARLES STARK LAB INC	271,606
6. ABT ASSOCIATES INC	35,329	6. TEXTRON INC	206,206
7. GENERAL DYNAMICS CORPORATION	27,044	7. MITRE CORPORATION	186,271
8. CRAVAT COAL CO	26,829	8. INFOTEC DEVELOPMENT INC	80,983
9. SNOW JOHN INCORPORATED	20,615	9. LOCKHEED MARTIN CORPORATION	79,599
10. TUFTS UNIVERSITY	12,768	10. BOLT BERANEK AND NEWMAN INC	46,774

FEDERAL PROCUREMENT DATA SYSTEM
FEDERAL PROCUREMENT DOLLARS FOR MICHIGAN
 Fiscal Year 1995 to Date

Population 9,295,297
 Per Capita Procurement 182

Total Procurement By Place of Performance 1,692,662
 Rank Per Capita 50 Last Year 43

TOP FIVE COUNTIES					
NAME OF COUNTY	CIVILIAN AGENCIES		DEPARTMENT OF DEFENSE		TOTAL (000)
	SMALL DIS-ADVANTAGED (000)	OTHER (000)	SMALL DIS-ADVANTAGED (000)	OTHER (000)	
1. MACOMB	37	9,969	10,495	422,306	442,807
2. WAYNE	907	203,708	2,043	51,047	257,705
3. OAKLAND	283	18,960	15,574	144,940	179,757
4. KENT	461	27,751	0	94,680	122,892
5. WASHTENAW	2,029	28,915	223	78,777	109,944
TOP FIVE AGENCIES WITH PLACE OF PERFORMANCE IN THIS STATE (000)					
1. DEPARTMENT OF DEFENSE					1,249,569
2. GENERAL SERVICES ADMINISTRATION					213,958
3. DEPARTMENT OF AGRICULTURE					41,820
4. DEPARTMENT OF HEALTH AND HUMAN SERVICES					40,750
5. DEPARTMENT OF VETERANS AFFAIRS					33,538
TOP FIVE CONTRACTING OFFICES LOCATED IN THIS STATE (000)					
1 ARMY, TANK AUTOMOTIVE CMD, WARREN					2,412,529
2 DOD, DEF LOGISTICS AGENCY, BATTLE CREEK					53,098
3 ARMY, ENGINEER DISTRICT DETROIT (CIVIL)					28,190
4 VA MEDICAL CENTER, ALLEN PARK					26,838
5 ARMY, USPFO FOR MICHIGAN, LANSING					20,176
TYPE OF PRODUCT OR SERVICE	SMALL BUSINESS (000)	LARGE BUSINESS (000)	STATE & LOCAL GOV'T (000)	NON-PROFIT & OTHER (000)	TOTAL (000)
R & D	20,999	77,384	12,386	25,840	136,609
Construction	48,564	18,521	978	0	68,063
Supplies & Equipment	175,728	680,542	224	315,634	1,172,128
Services	105,209	164,935	15,018	30,700	315,862
TOTAL	350,500	941,382	28,606	372,174	1,692,662
TOP CONTRACTORS PERFORMING IN THIS STATE					
CIVILIAN AGENCIES CONTRACTORS	DOLLARS (000)	DEPARTMENT OF DEFENSE CONTRACTORS	DOLLARS (000)		
1. FORD MOTOR COMPANY	134,811	1. GENERAL DYNAMICS CORPORATION	474,932		
2. MILLER HERMAN INC	15,716	2. BULL (COMPAGNIE DES MACHINES)	73,005		
3. HEALTH MANAGEMENT SYSTEMS INC	14,138	3. FREEDOM FORGE CORPORATION	32,458		
4. UNIVERSITY OF MICHIGAN	12,076	4. AAR CORP	29,079		
5. CHERRY CENTRAL COOPERATIVE	12,042	5. WILLIAMS INTERNATIONAL CORP	28,224		
6. MICHIGAN STATE OF	8,865	6. SMITHS INDUSTRIES PLC	26,675		
7. STEELCASE INC	8,307	7. AMERICAN INTERNATIONAL AIRWAYS	24,322		
8. WHC-IRS CENTER LIMITED PARTNER	7,470	8. WOLVERINE WORLD WIDE INC	21,564		
9. MINACT INC	6,575	9. VECTOR RESEARCH INCORPORATED	19,638		
10. HAWORTH INTERNATIONAL LTD	6,267	10. KELLOGG COMPANY	19,109		

FEDERAL PROCUREMENT DATA SYSTEM
FEDERAL PROCUREMENT DOLLARS FOR MINNESOTA
 Fiscal Year 1995 to Date

Population 4,375,099
 Per Capita Procurement 324

Total Procurement By Place of Performance 1,418,668
 Rank Per Capita 40 Last Year 30

TOP FIVE COUNTIES					
NAME OF COUNTY	CIVILIAN AGENCIES		DEPARTMENT OF DEFENSE		TOTAL (000)
	SMALL DIS- ADVANTAGED (000)	OTHER (000)	SMALL DIS- ADVANTAGED (000)	OTHER (000)	
1. HENNEPIN	6,244	116,262	15,059	795,634	933,199
2. RAMSEY	498	54,895	283	178,595	234,271
3. DAKOTA	203	7,029	337	19,939	27,508
4. MAHNOMEN	0	17	0	24,928	24,945
5. ST. LOUIS	1,324	10,953	1,486	6,712	20,475
TOP FIVE AGENCIES WITH PLACE OF PERFORMANCE IN THIS STATE (000)					
1. DEPARTMENT OF DEFENSE					1,109,220
2. DEPARTMENT OF AGRICULTURE					68,659
3. DEPARTMENT OF HEALTH AND HUMAN SERVICES					54,194
4. DEPARTMENT OF TRANSPORTATION					39,685
5. DEPARTMENT OF JUSTICE					30,883
TOP FIVE CONTRACTING OFFICES LOCATED IN THIS STATE (000)					
1 HHS, PUBLIC HEALTH SERVICE, BEMIDJI					62,201
2 ARMY, ENGINEER DISTRICT ST PAUL (CIVIL)					40,386
3 VA MEDICAL CENTER ST PAUL					30,459
4 INTERIOR, FISH & WILDLIFE SVC, TWIN CITIES					20,694
5 ARMY, USPFO FOR MINNESOTA, LITTLE FALLS					9,603
TYPE OF PRODUCT OR SERVICE	SMALL BUSINESS (000)	LARGE BUSINESS (000)	STATE & LOCAL GOV'T (000)	NON- PROFIT & OTHER (000)	TOTAL (000)
R & D	10,908	234,669	18,637	25,706	289,920
Construction	37,245	23,346	4,378	34	65,003
Supplies & Equipment	89,443	655,433	220	97,261	842,357
Services	30,699	147,920	13,567	29,202	221,388
TOTAL	168,295	1,061,368	36,802	152,203	1,418,668
TOP CONTRACTORS PERFORMING IN THIS STATE					
CIVILIAN AGENCIES CONTRACTORS	DOLLARS (000)	DEPARTMENT OF DEFENSE CONTRACTORS		DOLLARS (000)	
1. UNISYS CORPORATION	29,491	1. ALLIANT TECHSYSTEMS INC	271,945		
2. MINNESOTA BOARD OF REGENTS	21,781	2. FMC CORPORATION	189,163		
3. CRAY RESEARCH INC	16,090	3. HONEYWELL INC	120,208		
4. NATIONAL MARROW DONOR PROGRAM	14,750	4. CERIDIAN CORPORATION	72,434		
5. GENERAL SECURITY SERVICES CORP	13,220	5. UNITED DEFENSE LP	60,758		
6. BONGARDS CREAMERIES INC	9,631	6. LORAL CORPORATION	39,580		
7. HORMEL FOODS CORPORATION	8,050	7. CONTROL DATA SYSTEMS INC	25,609		
8. LAKESIDE FOODS INC	7,955	8. KOCH INDUSTRIES INC	24,928		
9. SEABOARD FLOUR CORP	6,956	9. KIMBERLY-CLARK CORPORATION	20,819		
10. NATIONAL INDS FOR THE BLIND	6,545	10. GENERAL MILLS INC	20,539		

FEDERAL PROCUREMENT DATA SYSTEM
FEDERAL PROCUREMENT DOLLARS FOR MISSISSIPPI
 Fiscal Year 1995 to Date

Population 2,573,215
 Per Capita Procurement 730

Total Procurement By Place of Performance 1,878,644
 Rank Per Capita 19 Last Year 11

TOP FIVE COUNTIES					
NAME OF COUNTY	CIVILIAN AGENCIES		DEPARTMENT OF DEFENSE		TOTAL (000)
	SMALL DIS-ADVANTAGED (000)	OTHER (000)	SMALL DIS-ADVANTAGED (000)	OTHER (000)	
1. JACKSON	5	1,586	353	924,124	926,068
2. HANCOCK	5,721	110,484	1,379	123,385	240,969
3. MADISON	44	25,422	120	154,402	179,988
4. HARRISON	2,820	10,928	30,414	108,148	152,310
5. WARREN	236	13,630	14,377	31,685	59,928
TOP FIVE AGENCIES WITH PLACE OF PERFORMANCE IN THIS STATE (000)					
1. DEPARTMENT OF DEFENSE					1,582,335
2. NATIONAL AERONAUTICS AND SPACE ADMINISTRATION					136,724
3. DEPARTMENT OF VETERANS AFFAIRS					37,052
4. DEPARTMENT OF THE TREASURY					25,313
5. GENERAL SERVICES ADMINISTRATION					22,917
TOP FIVE CONTRACTING OFFICES LOCATED IN THIS STATE (000)					
1 NAVY, SHIPBUILDING CONVERS, PASCAGOULA					121,505
2 NASA, STENNIS SPACE CENTER					120,060
3 ARMY, ENGINEER DISTRICT VICKSBURG (CIVIL)					116,588
4 NAVY, NAVAL RESEARCH LABORATORY, STENNIS					111,646
5 USAF, 81 CONS/LGC, KEESLER AFB					50,734
TYPE OF PRODUCT OR SERVICE	SMALL BUSINESS (000)	LARGE BUSINESS (000)	STATE & LOCAL GOV'T (000)	NON-PROFIT & OTHER (000)	TOTAL (000)
R & D	29,970	46,730	3,888	2,969	83,557
Construction	135,582	61,999	55	121	197,757
Supplies & Equipment	8,755	1,015,931	253	16,954	1,041,893
Services	74,623	460,626	9,524	10,664	555,437
TOTAL	248,930	1,585,286	13,720	30,708	1,878,644
TOP CONTRACTORS PERFORMING IN THIS STATE					
CIVILIAN AGENCIES CONTRACTORS	DOLLARS (000)	DEPARTMENT OF DEFENSE CONTRACTORS	DOLLARS (000)		
1. PAN AM WORLD SERVICES INC	52,436	1. LITTON INDUSTRIES INC	855,294		
2. PAN AM WORLD SERVICES INC	41,405	2. RAYTHEON COMPANY	174,928		
3. RAYTHEON COMPANY	24,977	3. TRINITY INDUSTRIES INC	97,926		
4. ROCKWELL INTERNATIONAL CORP	24,196	4. NORTHROP GRUMMAN CORPORATION	66,835		
5. DUNN INVESTMENT COMPANY	14,014	5. MACGREGOR (USA) INC	44,348		
6. RES-CARE INC	10,722	6. MASON COMPANY THE (DEL)	14,421		
7. G M & R CONSTRUCTION COMPANY	7,911	7. RUTTER-REX J H MFG CO	12,621		
8. COMPUTER SCIENCES CORPORATION	6,560	8. GOLDEN MANUFACTURING CO INC	11,129		
9. SYSTEMS APPLIED SCIENCE CORP	5,846	9. ROYAL MAID ASSN FOR THE BLIND	11,062		
10. SIEMENS AKTIENGESELLSCHAFT	4,772	10. AVONDALE INDUSTRIES INC	9,743		

FEDERAL PROCUREMENT DATA SYSTEM
FEDERAL PROCUREMENT DOLLARS FOR MISSOURI
 Fiscal Year 1995 to Date

Population 5,117,073
 Per Capita Procurement 1,374

Total Procurement By Place of Performance 7,028,716
 Rank Per Capita 5 Last Year 6

TOP FIVE COUNTIES					
NAME OF COUNTY	CIVILIAN AGENCIES		DEPARTMENT OF DEFENSE		TOTAL (000)
	SMALL DIS- ADVANTAGED (000)	OTHER (000)	SMALL DIS- ADVANTAGED (000)	OTHER (000)	
1. ST. LOUIS (CITY)	19,107	252,012	13,623	5,362,495	5,647,237
2. CLAY	7,753	640,769	2,718	73,174	724,414
3. JACKSON	465	2,417	1,475	157,499	161,856
4. ST. LOUIS	8,749	34,783	3,108	47,066	93,706
5. JASPER	1,179	55,540	-30	6,380	63,069
TOP FIVE AGENCIES WITH PLACE OF PERFORMANCE IN THIS STATE (000)					
1. DEPARTMENT OF DEFENSE					5,854,274
2. GENERAL SERVICES ADMINISTRATION					403,901
3. DEPARTMENT OF ENERGY					367,324
4. DEPARTMENT OF AGRICULTURE					141,694
5. DEPARTMENT OF VETERANS AFFAIRS					67,995
TOP FIVE CONTRACTING OFFICES LOCATED IN THIS STATE (000)					
1 ARMY, AVIATION AND TROOP COMMAND, ST LOUIS					2,412,548
2 AGRICULTURE, STABILZ & CONSERV SVC, KANSAS CITY					518,610
3 AGRICULTURE, STABILZ & CONSERV SVC, KANSAS CITY					271,949
4 GENERAL SVCS ADMIN, PUBLIB BLDG SVC, KANSAS CITY					264,801
5 ARMY, AVIATION AND TROOP COMMAND, ST LOUIS					262,970
TYPE OF PRODUCT OR SERVICE	SMALL BUSINESS (000)	LARGE BUSINESS (000)	STATE & LOCAL GOV'T (000)	NON- PROFIT & OTHER (000)	TOTAL (000)
R & D	2,584	1,305,059	1,363	16,218	1,325,224
Construction	132,968	340,471	1,772	2,929	478,140
Supplies & Equipment	170,811	1,965,651	191	1,467,705	3,604,358
Services	115,644	1,183,657	6,660	315,033	1,602,994
TOTAL	422,007	4,794,838	9,986	1,801,885	7,028,716
TOP CONTRACTORS PERFORMING IN THIS STATE					
CIVILIAN AGENCIES CONTRACTORS	DOLLARS (000)	DEPARTMENT OF DEFENSE CONTRACTORS		DOLLARS (000)	
1. ALLIEDSIGNAL INC	311,158	1. MCDONNELL DOUGLAS CORPORATION		5,058,415	
2. MORSE DIESEL INTERNATIONAL	165,667	2. OLIN CORPORATION		146,945	
3. DUNN INDUSTRIES INC	90,928	3. ESCO ELECTRONICS CORPORATION		88,533	
4. MORRISON KNUDSEN CORP DEL CORP	51,584	4. ENGINEERED SUPPORT SYSTEMS		52,286	
5. SPRINT CORPORATION	39,337	5. ALLIEDSIGNAL INC		51,541	
6. THOMSON S A	39,159	6. LIBBY CORPORATION		31,881	
7. AMERISOURCE HEALTH CORPORATION	38,881	7. LOCKHEED MARTIN CORPORATION		27,835	
8. INTERNATIONAL BUS MCHS CORP	29,012	8. SABRELINER CORPORATION		24,149	
9. MINACT INC	20,630	9. IDEKER INC		20,231	
10. HUDSON FOODS INC	15,196	10. HENSEL PHELPS CONSTRUCTION		16,996	

FEDERAL PROCUREMENT DATA SYSTEM
FEDERAL PROCUREMENT DOLLARS FOR MONTANA
 Fiscal Year 1995 to Date

Population 799,065
 Per Capita Procurement 386

Total Procurement By Place of Performance 308,626
 Rank Per Capita 33 Last Year 46

TOP FIVE COUNTIES					
NAME OF COUNTY	CIVILIAN AGENCIES		DEPARTMENT OF DEFENSE		TOTAL (000)
	SMALL DIS- ADVANTAGED (000)	OTHER (000)	SMALL DIS- ADVANTAGED (000)	OTHER (000)	
1. YELLOWSTONE	2,905	5,399	26	57,255	65,585
2. CASCADE	0	2,295	2,718	43,220	48,233
3. SILVER BOW	400	32,338	0	165	32,903
4. FLATHEAD	400	19,833	9,668	96	29,997
5. RAVALLI	46	23,364	0	0	23,410

TOP FIVE AGENCIES WITH PLACE OF PERFORMANCE IN THIS STATE (000)	
1. DEPARTMENT OF DEFENSE	133,725
2. DEPARTMENT OF THE INTERIOR	52,591
3. DEPARTMENT OF AGRICULTURE	33,958
4. DEPARTMENT OF ENERGY	33,506
5. DEPARTMENT OF HEALTH AND HUMAN SERVICES	15,300

TOP FIVE CONTRACTING OFFICES LOCATED IN THIS STATE (000)	
1 INTERIOR, BUR OF RECLAMATION	26,058
2 USAF, 43 CONS/LGWC, MALMSTROM AFB	24,899
3 AGRICULTURE, FOREST SERVICE, MISSOULA	8,419
4 ARMY, USPFO FOR MONTANA, HELENA	6,644
5 AGRICULTURE, FOREST SERVICE, MISSOULA	6,111

TYPE OF PRODUCT OR SERVICE	SMALL BUSINESS (000)	LARGE BUSINESS (000)	STATE & LOCAL GOV'T (000)	NON- PROFIT & OTHER (000)	TOTAL (000)
R & D	32,633	0	465	385	33,483
Construction	66,722	29,251	615	0	96,588
Supplies & Equipment	39,776	58,970	278	456	99,480
Services	43,587	11,410	21,167	2,911	79,075
TOTAL	182,718	99,631	22,525	3,752	308,626

TOP CONTRACTORS PERFORMING IN THIS STATE			
CIVILIAN AGENCIES CONTRACTORS	DOLLARS (000)	DEPARTMENT OF DEFENSE CONTRACTORS	DOLLARS (000)
1. MONTANA ENERGY RES & DEV INST	31,018	1. EXXON CORPORATION	55,522
2. MORGEN & OSWOOD CNSTR CO	19,992	2. EAGLE AVIATION INC	9,598
3. DIX CORPORATION	13,463	3. MONTANA REFINING CO	8,737
4. GREENWAY ENTERPRISES INC	12,850	4. CONFEDRTED SLISH KRNAI TRIBES	7,796
5. FORT BELKNAP TRIBAL HEALTH	9,583	5. TECHNICAL & MGT SVCS CORP	4,147
6. CONFEDRTED SLISH KRNAI TRIBES	5,241	6. SWANK ENTERPRISES	3,693
7. NEPTUNE INC	4,808	7. CENTRAL ENVIRONMENTAL INC	2,837
8. NELCON INC	3,469	8. TALCOTT JAMES CONSTRUCTION	2,691
9. RYAN COMPANY INC	3,205	9. MONTANA POWER COMPANY INC	2,580
10. WILLIAMS BROS CONSTRUCTION	2,304	10. CALIFORNIA TARGET ENTERPRISES	2,067

FEDERAL PROCUREMENT DATA SYSTEM
FEDERAL PROCUREMENT DOLLARS FOR NEBRASKA
 Fiscal Year 1995 to Date

Population 1,578,385
 Per Capita Procurement 290

Total Procurement By Place of Performance 457,874
 Rank Per Capita 42 Last Year 35

TOP FIVE COUNTIES					
NAME OF COUNTY	CIVILIAN AGENCIES		DEPARTMENT OF DEFENSE		TOTAL (000)
	SMALL DIS-ADVANTAGED (000)	OTHER (000)	SMALL DIS-ADVANTAGED (000)	OTHER (000)	
1. SARPY	0	31	11,781	128,600	140,412
2. DOUGLAS	878	77,831	1,022	41,804	121,535
3. SALINE	0	37,081	531	0	37,612
4. LANCASTER	259	13,876	1,945	13,385	29,465
5. DAKOTA	0	28	0	25,731	25,759

TOP FIVE AGENCIES WITH PLACE OF PERFORMANCE IN THIS STATE (000)	
1. DEPARTMENT OF DEFENSE	282,481
2. DEPARTMENT OF AGRICULTURE	105,625
3. GENERAL SERVICES ADMINISTRATION	28,214
4. TENNESSEE VALLEY AUTHORITY	8,753
5. DEPARTMENT OF VETERANS AFFAIRS	8,549

TOP FIVE CONTRACTING OFFICES LOCATED IN THIS STATE (000)	
1 ARMY, ENGINEER DISTRICT OMAHA (CIVIL)	232,926
2 ARMY, ENGINEER DISTRICT OMAHA	169,012
3 USAF, 55 CONS/CC, OFFUTT AFB	105,121
4 VA MEDICAL CENTER, OMAHA	7,901
5 ARMY, USPFO FOR NEBRASKA	2,669

TYPE OF PRODUCT OR SERVICE	SMALL BUSINESS (000)	LARGE BUSINESS (000)	STATE & LOCAL GOV'T (000)	NON-PROFIT & OTHER (000)	TOTAL (000)
R & D	115	15,566	138	1,203	17,022
Construction	32,135	10,993	0	4,002	47,130
Supplies & Equipment	93,350	136,798	45	1,380	231,573
Services	36,437	96,792	4,277	24,643	162,149
TOTAL	162,037	260,149	4,460	31,228	457,874

TOP CONTRACTORS PERFORMING IN THIS STATE			
CIVILIAN AGENCIES CONTRACTORS	DOLLARS (000)	DEPARTMENT OF DEFENSE CONTRACTORS	DOLLARS (000)
1. BUNGE HOLDINGS (HOLLAND) BV	37,056	1. IBP INC	25,116
2. CONAGRA INC	23,860	2. STERLING SOFTWARE INC	24,724
3. AKSARBEN FOODS INC	19,314	3. GDE HOLDINGS COMPANY INC	15,708
4. MID-AMERICA DAIRYMEN INC	9,891	4. GTE CORPORATION	15,474
5. VALMONT INDUSTRIES INC	7,859	5. NEEDHAM INC	14,703
6. ATCHLEY FORD INC	5,767	6. OKINAWA ELECTRIC POWER COMPANY	12,020
7. UNISYS CORPORATION	4,996	7. AKSARBEN FOODS INC	11,438
8. SAE CIVIL CONSTRUCTION INC	4,295	8. OMEGA GROUP INC	8,948
9. SMITH H P MOTORS INC	3,716	9. RAYTHEON COMPANY	7,291
10. DOHRMAN MACHINE PRODUCTION INC	3,613	10. TELEX COMMUNICATIONS GROUP	6,004

FEDERAL PROCUREMENT DATA SYSTEM
FEDERAL PROCUREMENT DOLLARS FOR NEVADA
 Fiscal Year 1995 to Date

Population 1,201,833
 Per Capita Procurement 729

Total Procurement By Place of Performance 876,033
 Rank Per Capita 20 Last Year 13

TOP FIVE COUNTIES					
NAME OF COUNTY	CIVILIAN AGENCIES		DEPARTMENT OF DEFENSE		TOTAL (000)
	SMALL DIS- ADVANTAGED (000)	OTHER (000)	SMALL DIS- ADVANTAGED (000)	OTHER (000)	
1. CLARK	6,422	581,202	21,007	71,746	680,377
2. WASHOE	1,007	33,682	14,790	5,513	54,992
3. CHURCHILL	1,721	1,926	12,065	33,278	48,990
4. MINERAL	861	638	4,830	38,308	44,637
5. CARSON CITY (CITY)	14	10,750	0	11,963	22,727
TOP FIVE AGENCIES WITH PLACE OF PERFORMANCE IN THIS STATE (000)					
1. DEPARTMENT OF ENERGY					568,944
2. DEPARTMENT OF DEFENSE					218,890
3. DEPARTMENT OF THE INTERIOR					27,333
4. DEPARTMENT OF LABOR					16,217
5. GENERAL SERVICES ADMINISTRATION					13,538
TOP FIVE CONTRACTING OFFICES LOCATED IN THIS STATE (000)					
1 ENERGY, NEVADA OPERATION OFC, LAS VEGAS					557,407
2 USAF, 554 CONS/CC, NELLIS AFB					79,434
3 INTERIOR, BUR OF RECLAMATION, BOULDER CITY					22,846
4 VA MEDICAL CENTER, RENO					4,007
5 VA MEDICAL CENTER, LAS VEGAS					2,820
TYPE OF PRODUCT OR SERVICE	SMALL BUSINESS (000)	LARGE BUSINESS (000)	STATE & LOCAL GOVT (000)	NON- PROFIT & OTHER (000)	TOTAL (000)
R & D	16,579	1,946	87	4,132	22,744
Construction	46,722	49,135	0	0	95,857
Supplies & Equipment	16,444	11,818	36	414	28,712
Services	50,958	646,627	25,863	5,272	728,720
TOTAL	130,703	709,526	25,986	9,818	876,033
TOP CONTRACTORS PERFORMING IN THIS STATE					
CIVILIAN AGENCIES CONTRACTORS	DOLLARS (000)	DEPARTMENT OF DEFENSE CONTRACTORS		DOLLARS (000)	
1. EG&G INC	392,904	1. LORAL CORPORATION		41,690	
2. RAYTHEON COMPANY	93,499	2. DAY & ZIMMERMANN INCORPORATED		19,350	
3. UNIVERSITY & COMMUNITY COLLEGE	21,515	3. DYNACORP		14,471	
4. SLETTEN INC	19,100	4. NEOSHO INCORPORATED		11,914	
5. WACKENHUT CORPORATION	17,483	5. SIERRA NEVADA CONSTRUCTION		10,929	
6. INTERNATIONAL TECHNOLOGY CORP	16,110	6. WEST COAST CONTRACTORS OF NEV		10,896	
7. SCIENCE APPLICATIONS INTL CORP	10,048	7. SEQUA CORPORATION		9,666	
8. COMPUTER SCIENCES CORPORATION	4,891	8. NEVADA POWER COMPANY		7,747	
9. HIGH POWER INC	4,604	9. KAPLA S BARBARA GREENHOUSE		6,620	
10. HODGES TRANSPORTATION INC	4,422	10. ARCATA ASSOCIATES INC		6,413	

FEDERAL PROCUREMENT DATA SYSTEM
FEDERAL PROCUREMENT DOLLARS FOR NEW HAMPSHIRE
 Fiscal Year 1995 to Date

Population 1,109,252
 Per Capita Procurement 558

Total Procurement By Place of Performance 618,972
 Rank Per Capita 26 Last Year 29

TOP FIVE COUNTIES					
NAME OF COUNTY	CIVILIAN AGENCIES		DEPARTMENT OF DEFENSE		TOTAL (000)
	SMALL DIS- ADVANTAGED (000)	OTHER (000)	SMALL DIS- ADVANTAGED (000)	OTHER (000)	
1. HILLSBOROUGH	163	11,678	185	446,952	458,978
2. ROCKINGHAM	440	6,986	8,747	92,433	108,606
3. GRAFTON	399	6,668	586	12,113	19,766
4. SULLIVAN	0	166	0	8,517	8,683
5. STRAFFORD	0	4,679	532	2,895	8,106

TOP FIVE AGENCIES WITH PLACE OF PERFORMANCE IN THIS STATE (000)	
1. DEPARTMENT OF DEFENSE	579,604
2. GENERAL SERVICES ADMINISTRATION	9,970
3. NATIONAL AERONAUTICS AND SPACE ADMINISTRATION	6,547
4. DEPARTMENT OF VETERANS AFFAIRS	3,665
5. DEPARTMENT OF THE TREASURY	2,904

TOP FIVE CONTRACTING OFFICES LOCATED IN THIS STATE (000)	
1 NAVY, PORTSMOUTH NAVAL SHIPYARD	60,573
2 ARMY, USPFO FOR NEW HAMPSHIRE, CONCORD	8,388
3 VA MEDICAL CENTER, MANCHESTER	1,840
4 AGRICULTURE, FOREST SERVICE, LACONIA	1,291
5 ARMY, COLD RGNS RSCH & ENGR LAB, HANOVER	752

TYPE OF PRODUCT OR SERVICE	SMALL BUSINESS (000)	LARGE BUSINESS (000)	STATE & LOCAL GOV'T (000)	NON- PROFIT & OTHER (000)	TOTAL (000)
R & D	14,851	201,727	2,840	1,058	220,476
Construction	18,997	29,934	0	0	48,931
Supplies & Equipment	32,488	175,973	34	70,037	278,532
Services	16,730	51,092	1,149	2,062	71,033
TOTAL	83,066	458,726	4,023	73,157	618,972

TOP CONTRACTORS PERFORMING IN THIS STATE			
CIVILIAN AGENCIES CONTRACTORS	DOLLARS (000)	DEPARTMENT OF DEFENSE CONTRACTORS	DOLLARS (000)
1. NEW HAMPSHIRE UNIVERSITY SYS	2,846	1. LOCKHEED MARTIN CORPORATION	342,624
2. HANNON ARMSTRONG & COMPANY	2,652	2. SEQUA CORPORATION	44,211
3. CREARE INC	2,340	3. BECHTEL GROUP INC	30,217
4. RMC RESEARCH CORP	2,290	4. HEWLETT-PACKARD COMPANY	24,400
5. DIGITAL EQUIPMENT CORPORATION	2,216	5. ADVANCED ENGINEERING & TECH	14,000
6. OHM CORPORATION	1,820	6. DIGITAL EQUIPMENT CORPORATION	12,134
7. DESIGN CONTEMPO INC	1,662	7. SANDERS/AEL JV	10,047
8. COUTURE A R CONSTRUCTION	1,338	8. TECH RESOURCES INC	8,949
9. CABLETRON SYSTEMS INC	1,254	9. NEW ENGLAND ORDNANCE INC	8,284
10. NEW HAMPSHIRE STATE OF	1,072	10. AGF INC	7,176

FEDERAL PROCUREMENT DATA SYSTEM
FEDERAL PROCUREMENT DOLLARS FOR NEW JERSEY
 Fiscal Year 1995 to Date

Population 7,730,188
 Per Capita Procurement 508

Total Procurement By Place of Performance 3,923,902
 Rank Per Capita 27 Last Year 26

TOP FIVE COUNTIES					
NAME OF COUNTY	CIVILIAN AGENCIES		DEPARTMENT OF DEFENSE		TOTAL (000)
	SMALL DIS- ADVANTAGED (000)	OTHER (000)	SMALL DIS- ADVANTAGED (000)	OTHER (000)	
1. BURLINGTON	58,154	24,066	48,140	650,836	781,196
2. MONMOUTH	5,884	26,444	80,730	400,940	513,998
3. MORRIS	1,322	6,078	22,171	464,300	493,871
4. MERCER	108	296,099	1,630	92,137	389,974
5. BERGEN	146	51,727	4,063	322,058	377,994
TOP FIVE AGENCIES WITH PLACE OF PERFORMANCE IN THIS STATE (000)					
1. DEPARTMENT OF DEFENSE					2,970,923
2. NATIONAL AERONAUTICS AND SPACE ADMINISTRATION					272,288
3. DEPARTMENT OF TRANSPORTATION					233,086
4. DEPARTMENT OF ENERGY					138,398
5. GENERAL SERVICES ADMINISTRATION					69,065
TOP FIVE CONTRACTING OFFICES LOCATED IN THIS STATE (000)					
1 ARMY, COMMUN & ELECT CMD, FORT MONMOUTH					2,592,572
2 ARMY, ARMAMENT RD&E CENTER, PICATINNY ARSENAL					856,293
3 NAVY, NAVAL AIR WARFARE CTR, LAKEHURST					181,840
4 TRANSPORTATION, FED AVIATION ADMIN, ATLANTIC CITY					159,761
5 ARMY, COMMUN & ELECT CMD, FORT MONMOUTH					83,662
TYPE OF PRODUCT OR SERVICE	SMALL BUSINESS (000)	LARGE BUSINESS (000)	STATE & LOCAL GOV'T (000)	NON- PROFIT & OTHER (000)	TOTAL (000)
R & D	108,577	469,996	3,755	124,210	706,538
Construction	244,062	136,476	0	0	380,538
Supplies & Equipment	198,193	711,788	208	130,574	1,040,763
Services	475,365	1,235,479	3,176	82,043	1,796,063
TOTAL	1,026,197	2,553,739	7,139	336,827	3,923,902
TOP CONTRACTORS PERFORMING IN THIS STATE					
CIVILIAN AGENCIES CONTRACTORS	DOLLARS (000)	DEPARTMENT OF DEFENSE CONTRACTORS		DOLLARS (000)	
1. THOMSON S A	255,195	1. GENERAL ELECTRIC COMPANY	380,554		
2. PRINCETON UNIVERSITY	108,597	2. BAY TANKERS INC	167,598		
3. IMPERIAL CONTAINER CO	56,334	3. CSX CORPORATION	151,631		
4. MARINE TRANSPORT LINES INC	46,863	4. RJR NABISCO HOLDINGS CORP	143,790		
5. BAY SHIP MANAGEMENT INC	25,218	5. GENERAL DYNAMICS CORPORATION	133,204		
6. AMERISOURCE HEALTH CORPORATION	14,466	6. LOCKHEED MARTIN CORPORATION	131,395		
7. SYSTEM RESOURCES CORPORATION	12,746	7. MAERSK INC	109,709		
8. RMS TECHNOLOGIES INCORPORATED	12,428	8. GENERAL ELECTRIC CO PLC THE	89,971		
9. OHM CORPORATION	12,081	9. MIDSCO INC	69,605		
10. MATHEMATICA POLICY RESEARCH	12,081	10. AMERICAN AUTO CARRIERS INC	62,661		

FEDERAL PROCUREMENT DATA SYSTEM
FEDERAL PROCUREMENT DOLLARS FOR NEW MEXICO
 Fiscal Year 1995 to Date

Population 1,515,069
 Per Capita Procurement 2,406

Total Procurement By Place of Performance 3,645,265
 Rank Per Capita 3 Last Year 2

TOP FIVE COUNTIES					
NAME OF COUNTY	CIVILIAN AGENCIES		DEPARTMENT OF DEFENSE		TOTAL (000)
	SMALL DIS-ADVANTAGED (000)	OTHER (000)	SMALL DIS-ADVANTAGED (000)	OTHER (000)	
1. BERNALILLO	52,419	1,538,245	61,299	261,852	1,913,815
2. LOS ALAMOS	7,784	1,095,506	2,581	7,355	1,113,226
3. DONA ANA	2,072	52,007	52,316	75,686	182,081
4. OTERO	242	2,057	20,381	93,468	116,148
5. EDDY	531	82,492	0	-4,257	78,766

TOP FIVE AGENCIES WITH PLACE OF PERFORMANCE IN THIS STATE (000)	
1. DEPARTMENT OF ENERGY	2,662,069
2. DEPARTMENT OF DEFENSE	653,835
3. DEPARTMENT OF TRANSPORTATION	53,011
4. DEPARTMENT OF THE INTERIOR	52,114
5. NATIONAL AERONAUTICS AND SPACE ADMINISTRATION	50,409

TOP FIVE CONTRACTING OFFICES LOCATED IN THIS STATE (000)	
1 ENERGY, ALBUQUERQUE OPERATIONS OFFICE	3,367,603
2 USAF, PL/PKR R&D CONTRACTS, KIRTLAND AFB	231,953
3 ARMY, ENGINEER DISTRICT ALBUQUERQUE	108,900
4 DOD, DEF EVAL SUPPORT ACT, KIRTLAND AFB	95,903
5 ARMY, WHITE SANDS MISSILE RANGE	95,495

TYPE OF PRODUCT OR SERVICE	SMALL BUSINESS (000)	LARGE BUSINESS (000)	STATE & LOCAL GOV'T (000)	NON-PROFIT & OTHER (000)	TOTAL (000)
R & D	87,671	111,131	4,219	12,798	215,819
Construction	142,332	183,567	-2	25,900	351,797
Supplies & Equipment	73,915	56,875	594	10,013	141,397
Services	126,501	1,647,115	1,117,858	44,778	2,936,252
TOTAL	430,419	1,998,688	1,122,669	93,489	3,645,265

TOP CONTRACTORS PERFORMING IN THIS STATE			
CIVILIAN AGENCIES CONTRACTORS	DOLLARS (000)	DEPARTMENT OF DEFENSE CONTRACTORS	DOLLARS (000)
1. SANDIA CORP	1,314,983	1. HONEYWELL INC	66,832
2. UNIVERSITY OF CALIFORNIA	1,087,167	2. LOCKHEED MARTIN CORPORATION	41,576
3. WESTINGHOUSE ELECTRIC CORP	76,350	3. DYNACORP	38,730
4. MORRISON-KNUDSEN COMPANY INC	70,678	4. HENSEL PHELPS CONSTRUCTION CO	32,288
5. MMC CORP	44,686	5. CARLYLE PARTNERS LEVERAGED CAP	20,409
6. ALLIEDSIGNAL INC	39,367	6. SCIENCE APPLICATIONS INTL CORP	17,304
7. CARLYLE PARTNERS LEVERAGED CAP	17,646	7. INCA CONSTRUCTION CO INC	13,941
8. LOVELACE INSTITUTES THE	16,812	8. LAGUNA INDUSTRIES INC	13,831
9. JACOBS ENGINEERING GROUP INC	15,642	9. LANTHIER R J CO INC	13,731
10. DIVERSIFIED BUS TECH CORP	14,861	10. EG&G INC	13,443

FEDERAL PROCUREMENT DATA SYSTEM
FEDERAL PROCUREMENT DOLLARS FOR NEW YORK
 Fiscal Year 1995 to Date

Population 17,990,455
 Per Capita Procurement 299

Total Procurement By Place of Performance 5,370,905
 Rank Per Capita 41 Last Year 36

TOP FIVE COUNTIES					
NAME OF COUNTY	CIVILIAN AGENCIES		DEPARTMENT OF DEFENSE		TOTAL (000)
	SMALL DIS-ADVANTAGED (000)	OTHER (000)	SMALL DIS-ADVANTAGED (000)	OTHER (000)	
1. NASSAU	2,149	45,908	1,892	1,125,790	1,175,739
2. SUFFOLK	5,134	510,811	14,029	316,660	846,634
3. BRONX	43,028	316,632	4,837	278,452	642,949
4. SCHENECTADY	1,908	290,397	44	243,613	535,962
5. TIOGA	0	126	0	299,371	299,497
TOP FIVE AGENCIES WITH PLACE OF PERFORMANCE IN THIS STATE (000)					
1. DEPARTMENT OF DEFENSE					3,531,924
2. DEPARTMENT OF ENERGY					702,523
3. GENERAL SERVICES ADMINISTRATION					265,778
4. DEPARTMENT OF THE TREASURY					183,377
5. DEPARTMENT OF VETERANS AFFAIRS					154,369
TOP FIVE CONTRACTING OFFICES LOCATED IN THIS STATE (000)					
1 ENERGY, SCHENECTADY NAVAL REACTORS OFFICE					320,830
2 ARMY, ENGINEER DISTRICT NEW YORK					223,840
3 ARMY, ENGINEER DIVISION EUROPE, NEW YORK					193,253
4 GENERAL SVCS ADMIN, FED SUPPLY SVCS, NEW YORK					177,789
5 ARMY, EUROPE CONTRACTING CENTER, NEW YORK					160,473
TYPE OF PRODUCT OR SERVICE	SMALL BUSINESS (000)	LARGE BUSINESS (000)	STATE & LOCAL GOV'T (000)	NON-PROFIT & OTHER (000)	TOTAL (000)
R & D	81,028	531,214	10,010	80,932	703,184
Construction	202,800	128,333	179	0	331,312
Supplies & Equipment	338,818	1,551,731	491	128,520	2,019,560
Services	306,827	1,486,904	28,784	494,334	2,316,849
TOTAL	929,473	3,698,182	39,464	703,786	5,370,905
TOP CONTRACTORS PERFORMING IN THIS STATE					
CIVILIAN AGENCIES CONTRACTORS	DOLLARS (000)	DEPARTMENT OF DEFENSE CONTRACTORS		DOLLARS (000)	
1. ASSOCIATED UNIVERSITIES INC	409,559	1. NORTHROP GRUMMAN CORPORATION		870,069	
2. MERRILL LYNCH & CO INC	78,346	2. LORAL CORPORATION		344,617	
3. GOLDMAN SACHS GROUP L P	50,094	3. GENERAL ELECTRIC COMPANY		232,738	
4. KOKOLAKIS J CONTRACTING CO	39,697	4. CAE INC		150,040	
5. MORGAN GUARANTEE TRUST	29,696	5. UNISYS CORPORATION		130,498	
6. CONSOLIDATED EDISON CO OF NY	28,573	6. LOCKHEED MARTIN CORPORATION		111,244	
7. ECOLOGY & ENVIRONMENT INC	28,570	7. PHILIP MORRIS COMPANIES INC		97,914	
8. FEDCAP REHABILITATION SERVICES	16,464	8. EATON CORPORATION		92,900	
9. A-J CONTRACTING CO INC	15,639	9. TOWER AIR INC		82,199	
10. VOLMAR CONSTRUCTION INC	15,510	10. WESTINGHOUSE ELECTRIC CORP		66,698	

FEDERAL PROCUREMENT DATA SYSTEM
FEDERAL PROCUREMENT DOLLARS FOR NORTH CAROLINA
 Fiscal Year 1995 to Date

Population 6,628,637
 Per Capita Procurement 271

Total Procurement By Place of Performance 1,798,611
 Rank Per Capita 43 Last Year 39

TOP FIVE COUNTIES					
NAME OF COUNTY	CIVILIAN AGENCIES		DEPARTMENT OF DEFENSE		TOTAL (000)
	SMALL DIS- ADVANTAGED (000)	OTHER (000)	SMALL DIS- ADVANTAGED (000)	OTHER (000)	
1. CUMBERLAND	2,245	4,355	27,584	419,537	453,721
2. GUILFORD	1,620	24,141	12,416	229,494	267,671
3. DURHAM	6,902	195,270	65	31,293	233,530
4. ONSLOW	0	79	3,517	125,932	129,528
5. WAKE	915	23,055	856	76,163	100,989
TOP FIVE AGENCIES WITH PLACE OF PERFORMANCE IN THIS STATE (000)					
1. DEPARTMENT OF DEFENSE					1,352,804
2. DEPARTMENT OF HEALTH AND HUMAN SERVICES					106,424
3. ENVIRONMENTAL PROTECTION AGENCY					57,739
4. DEPARTMENT OF TRANSPORTATION					45,322
5. GENERAL SERVICES ADMINISTRATION					37,193
TOP FIVE CONTRACTING OFFICES LOCATED IN THIS STATE (000)					
1 ENVIR PROTECTION AGENCY, RESEARCH TRIANGLE PARK					205,389
2 ARMY, DIRECTORATE OF CONTRACTING, FORT BRAGG					146,977
3 HHS, NATL INSTITUTE FOR HEALTH, RES TRIANGLE PARK					75,602
4 TRANSPORTATION, COAST GUARD, ELIZABETH CITY					44,533
5 ARMY, RESEARCH LABORATORY, TRIANGLE					43,828
TYPE OF PRODUCT OR SERVICE	SMALL BUSINESS (000)	LARGE BUSINESS (000)	STATE & LOCAL GOVT (000)	NON- PROFIT & OTHER (000)	TOTAL (000)
R & D	29,116	104,288	9,249	63,285	205,938
Construction	236,611	339,048	38	0	575,697
Supplies & Equipment	154,973	336,530	192	39,602	531,297
Services	117,500	261,017	27,847	79,315	485,679
TOTAL	538,200	1,040,883	37,326	182,202	1,798,611
TOP CONTRACTORS PERFORMING IN THIS STATE					
CIVILIAN AGENCIES CONTRACTORS	DOLLARS (000)	DEPARTMENT OF DEFENSE CONTRACTORS		DOLLARS (000)	
1. RESEARCH TRIANGLE INSTITUTE	48,593	1. AMERICAN TELEPHONE & TELG CORP		236,077	
2. UNIVERSITY OF NORTH CAROLINA	26,010	2. CENTEX CORPORATION		131,027	
3. FAMILY HEALTH INTERNATIONAL	22,454	3. EXIDE ELECTRONICS GROUP INC		66,647	
4. PARSONS CORPORATION	15,828	4. R J R NABISCO HOLDINGS CORP		37,605	
5. PEANUT PROCESSORS INC	14,744	5. PHILIPP HOLZMANN AKTIENGESELLS		35,313	
6. MARSHALL CONTRACTORS INC	12,824	6. CAROLINA POWER & LIGHT CO		29,159	
7. PHILIPP HOLZMANN AKTIENGESELLS	12,350	7. YONKERS CONTRACTING CO INC		27,482	
8. MANTECH INTERNATIONAL CORP	11,849	8. A C S CONSTRUCTION CO OF MISS		23,765	
9. MANAGEMENT AND TRAINING CORP	8,369	9. MILLS MANUFACTURING CORP		20,781	
10. INTERNATIONAL FERTILITY RES	7,753	10. NORTHEAST CONSTRUCTION CO		20,339	

FEDERAL PROCUREMENT DATA SYSTEM
FEDERAL PROCUREMENT DOLLARS FOR NORTH DAKOTA
 Fiscal Year 1995 to Date

Population 638,800
 Per Capita Procurement 327

Total Procurement By Place of Performance 208,617
 Rank Per Capita 39 Last Year 37

TOP FIVE COUNTIES					
NAME OF COUNTY	CIVILIAN AGENCIES		DEPARTMENT OF DEFENSE		TOTAL (000)
	SMALL DIS-ADVANTAGED (000)	OTHER (000)	SMALL DIS-ADVANTAGED (000)	OTHER (000)	
1. GRAND FORKS	0	4,702	12,731	37,381	54,814
2. WARD	37	6,559	12,106	28,668	47,370
3. ROLETTE	22,890	3,676	6,752	750	34,068
4. CASS	33	6,759	494	9,768	17,054
5. PEMBINA	0	3,930	128	6,041	10,099
TOP FIVE AGENCIES WITH PLACE OF PERFORMANCE IN THIS STATE (000)					
1. DEPARTMENT OF DEFENSE					127,579
2. DEPARTMENT OF JUSTICE					17,676
3. DEPARTMENT OF AGRICULTURE					14,818
4. DEPARTMENT OF THE TREASURY					12,494
5. GENERAL SERVICES ADMINISTRATION					11,039
TOP FIVE CONTRACTING OFFICES LOCATED IN THIS STATE (000)					
1 USAF, 319 CONS/LGC, GRAND FORKS AFB					39,824
2 USAF, 5 CONS/CC, MINOT					31,449
3 VA MEDICAL/RO CENTER, FARGO					4,230
4 ARMY, USPFO FOR NORTH DAKOTA, BISMARCK					2,390
5 GENERAL SVCS ADMIN/PUBLIC BLDGS SVCS, FARGO					574
TYPE OF PRODUCT OR SERVICE	SMALL BUSINESS (000)	LARGE BUSINESS (000)	STATE & LOCAL GOV'T (000)	NON-PROFIT & OTHER (000)	TOTAL (000)
R & D	4,064	0	349	367	4,780
Construction	66,604	2,024	3,583	0	72,211
Supplies & Equipment	31,239	15,228	59	711	47,237
Services	46,228	23,627	4,667	9,867	84,389
TOTAL	148,135	40,879	8,658	10,945	208,617
TOP CONTRACTORS PERFORMING IN THIS STATE					
CIVILIAN AGENCIES CONTRACTORS	DOLLARS (000)	DEPARTMENT OF DEFENSE CONTRACTORS		DOLLARS (000)	
1. TURTLE MTN BND OF CHIPWA IND	26,508	1. TURTLE MTN BND OF CHIPWA IND		7,025	
2. SIOUX MANUFACTURING CORP	6,930	2. COASTAL PHYSICIAN GROUP INC		5,861	
3. NOODLES BY LEONARDO INC	6,678	3. CASE CORPORATION		5,515	
4. MINACT INC	4,746	4. DUBOIS & SONS MASONRY INC		5,292	
5. MOTOR COACH INDUSTRIES INTL	3,740	5. WHEELER CONTRACTING INC		4,912	
6. NORTH CENTRAL COMMODITIES	2,457	6. ITT CORPORATION		4,773	
7. ROERS' CONSTRUCTION INC	2,238	7. NODAK ELECTRIC COOPERATIVE		4,540	
8. WALTON BEAN GROWERS COOP	2,105	8. BERGSTROM ELECTRIC INC		4,441	
9. MORLOCK GARY CONSTRUCTION	1,897	9. PETERSON CONSTRUCTION CO OF ND		3,733	
10. MAYPORT FARMERS CO-OP	1,699	10. ROLAC CONTRACTING INC		3,416	

FEDERAL PROCUREMENT DATA SYSTEM
FEDERAL PROCUREMENT DOLLARS FOR OHIO
 Fiscal Year 1995 to Date

Population 10,847,115
 Per Capita Procurement 379

Total Procurement By Place of Performance 4,115,103
 Rank Per Capita 34 Last Year 28

TOP FIVE COUNTIES					
NAME OF COUNTY	CIVILIAN AGENCIES		DEPARTMENT OF DEFENSE		TOTAL (000)
	SMALL DIS- ADVANTAGED (000)	OTHER (000)	SMALL DIS- ADVANTAGED (000)	OTHER (000)	
1. HAMILTON	8,671	324,895	2,010	914,183	1,249,759
2. GREENE	6,745	17,670	149,339	614,676	788,430
3. CUYAHOGA	101,299	286,608	3,614	119,704	511,225
4. FAIRFIELD	3,779	116,726	24,422	168,290	313,217
5. PIKE	595	300,215	136	264	301,210

TOP FIVE AGENCIES WITH PLACE OF PERFORMANCE IN THIS STATE (000)	
1. DEPARTMENT OF DEFENSE	2,630,805
2. DEPARTMENT OF ENERGY	627,447
3. NATIONAL AERONAUTICS AND SPACE ADMINISTRATION	366,612
4. DEPARTMENT OF VETERANS AFFAIRS	82,416
5. DEPARTMENT OF JUSTICE	72,194

TOP FIVE CONTRACTING OFFICES LOCATED IN THIS STATE (000)	
1 USAF, ASC/YPK, WRIGHT PATTERSON AFB	2,352,447
2 USAF, HQ AFMC/PKAA, WRIGHT PATTERSON AFB	2,344,172
3 USAF, ASC/YCK, WRIGHT PATTERSON AFB	2,186,241
4 USAF, ASC/YFK, WRIGHT PATTERSON AFB	2,149,569
5 USAF, ASC/VFK, WRIGHT PATTERSON AFB	1,258,312

TYPE OF PRODUCT OR SERVICE	SMALL BUSINESS (000)	LARGE BUSINESS (000)	STATE & LOCAL GOV'T (000)	NON- PROFIT & OTHER (000)	TOTAL (000)
R & D	106,388	421,867	5,343	222,103	755,701
Construction	125,205	167,416	0	3,976	296,597
Supplies & Equipment	255,978	1,010,517	1,148	231,231	1,498,874
Services	352,925	1,024,213	7,685	179,108	1,563,931
TOTAL	840,496	2,624,013	14,176	636,418	4,115,103

TOP CONTRACTORS PERFORMING IN THIS STATE			
CIVILIAN AGENCIES CONTRACTORS	DOLLARS (000)	DEPARTMENT OF DEFENSE CONTRACTORS	DOLLARS (000)
1. OHIO VALLEY ELECTRIC CORP	299,919	1. GENERAL ELECTRIC COMPANY	394,038
2. FLUOR CORPORATION	169,740	2. CFM INTERNATIONAL INC	242,813
3. EG&G INC	114,970	3. LORAL CORPORATION	189,171
4. GENERAL ELECTRIC COMPANY	84,443	4. PROCTER & GAMBLE COMPANY THE	171,674
5. BATTTELLE MEMORIAL INSTITUTE	73,682	5. BATTTELLE MEMORIAL INSTITUTE	94,764
6. DICK P J INCORPORATED	61,106	6. SCIENCE APPLICATIONS INTL CORP	66,545
7. OLIN CORPORATION	33,989	7. BRITISH PETROLEUM CO PLC THE	64,405
8. BOEING COMPANY THE	33,250	8. HARSCO CORPORATION	49,392
9. NYMA INC	32,811	9. GOODYEAR TIRE & RUBBER CO THE	36,078
10. CORTEZ III SERVICE CORPORATION	28,013	10. ARVIN INDUSTRIES INC	34,202

FEDERAL PROCUREMENT DATA SYSTEM
FEDERAL PROCUREMENT DOLLARS FOR OKLAHOMA
 Fiscal Year 1995 to Date

Population 3,145,585
 Per Capita Procurement 336

Total Procurement By Place of Performance 1,056,500
 Rank Per Capita 37 Last Year 34

TOP FIVE COUNTIES					
NAME OF COUNTY	CIVILIAN AGENCIES		DEPARTMENT OF DEFENSE		TOTAL (000)
	SMALL DIS- ADVANTAGED (000)	OTHER (000)	SMALL DIS- ADVANTAGED (000)	OTHER (000)	
1. CANADIAN	36,996	67,202	3,916	125,432	233,546
2. OKLAHOMA	22,946	1,679	21,913	185,398	231,936
3. OSAGE	2,806	86,565	2,446	47,623	139,440
4. COMANCHE	899	2,966	11,872	76,921	92,658
5. GARFIELD	0	204	0	69,852	70,056

TOP FIVE AGENCIES WITH PLACE OF PERFORMANCE IN THIS STATE (000)	
1. DEPARTMENT OF DEFENSE	730,888
2. DEPARTMENT OF TRANSPORTATION	79,374
3. GENERAL SERVICES ADMINISTRATION	39,998
4. DEPARTMENT OF ENERGY	39,442
5. DEPARTMENT OF VETERANS AFFAIRS	39,000

TOP FIVE CONTRACTING OFFICES LOCATED IN THIS STATE (000)	
1 USAF, OKLAHOMA CITY ALC/LAD, TINKER AFB	1,608,387
2 USAF, OKLAHOMA CITY ALC/LPO, TINKER AFB	474,607
3 TRANSPORTATION, FED AVIATION ADMIN, OKLAHOMA CITY	238,333
4 USAF, OKLAHOMA CITY ALC/LSA, TINKER AFB	238,329
5 USAF, OKLAHOMA CITY ALC/LID, TINKER AFB	178,905

TYPE OF PRODUCT OR SERVICE	SMALL BUSINESS (000)	LARGE BUSINESS (000)	STATE & LOCAL GOV'T (000)	NON- PROFIT & OTHER (000)	TOTAL (000)
R & D	7,453	458	527	1,528	9,966
Construction	137,944	72,187	0	300	210,431
Supplies & Equipment	70,287	131,270	90	3,930	205,577
Services	123,600	424,349	40,879	41,698	630,526
TOTAL	339,284	628,264	41,496	47,456	1,056,500

TOP CONTRACTORS PERFORMING IN THIS STATE			
CIVILIAN AGENCIES CONTRACTORS	DOLLARS (000)	DEPARTMENT OF DEFENSE CONTRACTORS	DOLLARS (000)
1. CARLYLE PARTNERS LEVERAGED CAP	34,970	1. UNC INCORPORATED	95,615
2. ROONEY BROTHERS COMPANY	29,400	2. BOEING COMPANY THE	76,550
3. MODERN TECHNOLOGY SYSTEMS INC	15,838	3. NORTHROP GRUMMAN CORPORATION	55,836
4. MUSCOGEE CREEK NATION	15,064	4. DU PONT E I DE NEMOURS AND CO	47,165
5. TELEDYNE INC	9,555	5. SUN COMPANY INC	23,533
6. LIPPERT BROS INC	9,350	6. GENERAL MOTORS CORPORATION	18,231
7. NATIONAL RURAL WATER ASSN	9,147	7. TELOS CORPORATION	18,163
8. ADAMS & ASSOCIATES INC	8,822	8. SEQUA CORPORATION	16,907
9. SYSTEMS FLOW INC	8,727	9. DAWSON CONSTRUCTION COMPANY	15,073
10. CARTER CHEVROLET AGENCY INC	8,458	10. BARRETT REFINING CORPORATION	14,365

FEDERAL PROCUREMENT DATA SYSTEM
FEDERAL PROCUREMENT DOLLARS FOR OREGON
 Fiscal Year 1995 to Date

Population 2,842,321
 Per Capita Procurement 189

Total Procurement By Place of Performance 538,312
 Rank Per Capita 49 Last Year 51

TOP FIVE COUNTIES					
NAME OF COUNTY	CIVILIAN AGENCIES		DEPARTMENT OF DEFENSE		TOTAL (000)
	SMALL DIS- ADVANTAGED (000)	OTHER (000)	SMALL DIS- ADVANTAGED (000)	OTHER (000)	
1. CLACKAMAS	13,585	179,052	2,307	38,641	233,585
2. UMATILLA	476	37,891	295	857	39,519
3. WASHINGTON	73	4,316	63	27,626	32,078
4. MULTNOMAH	7,636	10,794	3,430	3,210	25,070
5. DOUGLAS	1,943	21,348	0	586	23,877
TOP FIVE AGENCIES WITH PLACE OF PERFORMANCE IN THIS STATE (000)					
1. DEPARTMENT OF DEFENSE					133,878
2. GENERAL SERVICES ADMINISTRATION					128,308
3. DEPARTMENT OF THE INTERIOR					90,075
4. DEPARTMENT OF AGRICULTURE					70,363
5. DEPARTMENT OF VETERANS AFFAIRS					31,740
TOP FIVE CONTRACTING OFFICES LOCATED IN THIS STATE (000)					
1 HHS, PUBLIC HEALTH SERVICE, PORTLAND					66,502
2 ARMY, ENGINEER DISTRICT PORTLAND (CIVIL)					65,115
3 INTERIOR, BUR OF LAND MANAGEMENT, PORTLAND					39,909
4 INTERIOR, FISH & WILDLIFE SVC, PORTLAND					16,528
5 ARMY, USPFO FOR OREGON, SALEM					13,022
TYPE OF PRODUCT OR SERVICE	SMALL BUSINESS (000)	LARGE BUSINESS (000)	STATE & LOCAL GOV'T (000)	NON- PROFIT & OTHER (000)	TOTAL (000)
R & D	9,913	6,202	2,298	7,497	25,910
Construction	106,258	125,195	0	3,700	235,153
Supplies & Equipment	42,697	55,135	1,022	4,663	103,517
Services	82,621	54,207	26,179	10,725	173,732
TOTAL	241,489	240,739	29,499	26,585	538,312
TOP CONTRACTORS PERFORMING IN THIS STATE					
CIVILIAN AGENCIES CONTRACTORS	DOLLARS (000)	DEPARTMENT OF DEFENSE CONTRACTORS		DOLLARS (000)	
1. HOFFMAN CORPORATION	94,121	1. FLIR SYSTEMS INC		11,128	
2. THOMPSON CONSTRUCTION INC	20,734	2. TEKTRONIX INC		10,318	
3. MANAGEMENT AND TRAINING CORP	15,565	3. INTEL CORPORATION		6,717	
4. MARUBENI CORP	15,015	4. LITTON INDUSTRIES INC		6,663	
5. BENGE CONSTRUCTION CO	10,492	5. BENGE CONSTRUCTION CO		4,982	
6. INFOTEC DEVELOPMENT INC	8,487	6. LUGO CONSTRUCTION INC		4,446	
7. STIMPEL-WIEBELHAUS INC	7,191	7. OREGON GRD INST		4,250	
8. HARNEY COUNTY GYPSUM	7,095	8. OHM CORPORATION		4,208	
9. GERBER LEGENDARY BLADES	6,386	9. PORT OF PORTLAND		3,700	
10. HUFFMAN & WRIGHT LOGGING INC	6,284	10. MANSON CNSTR & ENGRG CO		3,379	

FEDERAL PROCUREMENT DATA SYSTEM
FEDERAL PROCUREMENT DOLLARS FOR PENNSYLVANIA
 Fiscal Year 1995 to Date

Population 11,881,643
 Per Capita Procurement 413

Total Procurement By Place of Performance 4,904,442
 Rank Per Capita 32 Last Year 31

TOP FIVE COUNTIES					
NAME OF COUNTY	CIVILIAN AGENCIES		DEPARTMENT OF DEFENSE		TOTAL (000)
	SMALL DIS-ADVANTAGED (000)	OTHER (000)	SMALL DIS-ADVANTAGED (000)	OTHER (000)	
1. PHILADELPHIA	12,156	206,046	33,549	924,911	1,176,662
2. ALLEGHENY	15,719	628,033	6,678	520,706	1,171,136
3. UNION	0	403,618	0	509	404,127
4. MONTGOMERY	6,585	134,049	16,465	216,290	373,389
5. YORK	429	29,313	1,781	186,719	218,242

TOP FIVE AGENCIES WITH PLACE OF PERFORMANCE IN THIS STATE (000)	
1. DEPARTMENT OF DEFENSE	2,986,169
2. GENERAL SERVICES ADMINISTRATION	538,611
3. DEPARTMENT OF ENERGY	464,657
4. DEPARTMENT OF VETERANS AFFAIRS	219,380
5. DEPARTMENT OF TRANSPORTATION	151,798

TOP FIVE CONTRACTING OFFICES LOCATED IN THIS STATE (000)	
1 DOD, DEF LOGISTICS AGY (SUBSIS), PHILADELPHIA	805,002
2 NAVY, FLEET INDUSTRIAL SUPPLY, PHIL NAV SHIPYD	755,684
3 DOD, DEF LOGISTICS AGY (CLOTH & TEXT), PHILADELPHIA	697,495
4 ENERGY, PITTSBURG NAVAL REACTORS, WEST MIFFLIN	440,519
5 NAVY, FACILITIES ENGINEERING CMD, PHIL NAV SHIPYD	324,182

TYPE OF PRODUCT OR SERVICE	SMALL BUSINESS (000)	LARGE BUSINESS (000)	STATE & LOCAL GOV'T (000)	NON-PROFIT & OTHER (000)	TOTAL (000)
R & D	59,432	834,007	4,111	221,987	1,119,537
Construction	122,853	180,408	0	275	303,536
Supplies & Equipment	451,946	-76,468	302	532,565	908,345
Services	254,487	2,258,276	17,451	42,810	2,573,024
TOTAL	888,718	3,272,691	21,864	797,637	4,904,442

TOP CONTRACTORS PERFORMING IN THIS STATE			
CIVILIAN AGENCIES CONTRACTORS	DOLLARS (000)	DEPARTMENT OF DEFENSE CONTRACTORS	DOLLARS (000)
1. WESTINGHOUSE ELECTRIC CORP	462,524	1. WESTINGHOUSE ELECTRIC CORP	418,332
2. FEDERAL PRISON INDUSTRIES	400,080	2. BOEING SKRSKY COMANCHE TEAM JV	372,355
3. YEARGIN H SALES INC	99,721	3. LOCKHEED MARTIN CORPORATION	260,889
4. DICK P J INCORPORATED	68,462	4. BOEING COMPANY THE	167,081
5. GENERAL ELECTRIC COMPANY	51,051	5. FMC CORPORATION	127,343
6. AMERISOURCE HEALTH CORPORATION	46,567	6. UNITED DEFENSE LP	117,767
7. PVS GMBH PAUL PLEIGER-J M VOI	25,433	7. CONCURRENT COMPUTER CORP	88,240
8. AMERICAN BANKNOTE CORPORATION	24,022	8. COMPUTER SCIENCE CORPORATION	66,599
9. KURZ CHAS & CO INC	23,054	9. PENNSYLVANIA STATE UNIV OF	57,748
10. AIR PRODUCTS & CHEMICALS INC	22,638	10. LORAL CORPORATION	51,653

FEDERAL PROCUREMENT DATA SYSTEM
FEDERAL PROCUREMENT DOLLARS FOR RHODE ISLAND
 Fiscal Year 1995 to Date

Population 1,003,464
 Per Capita Procurement 420

Total Procurement By Place of Performance 421,373
 Rank Per Capita 30 Last Year 27

TOP FIVE COUNTIES					
NAME OF COUNTY	CIVILIAN AGENCIES		DEPARTMENT OF DEFENSE		TOTAL (000)
	SMALL DIS- ADVANTAGED (000)	OTHER (000)	SMALL DIS- ADVANTAGED (000)	OTHER (000)	
1. NEWPORT	57	2,314	30,412	286,069	318,852
2. PROVIDENCE	1,742	31,127	266	38,643	71,778
3. WASHINGTON	101	4,004	255	14,134	18,494
4. KENT	331	1,905	0	6,934	9,170
5. BRISTOL	0	2,093	0	986	3,079

TOP FIVE AGENCIES WITH PLACE OF PERFORMANCE IN THIS STATE (000)	
1. DEPARTMENT OF DEFENSE	377,699
2. DEPARTMENT OF VETERANS AFFAIRS	10,461
3. DEPARTMENT OF THE TREASURY	7,695
4. DEPARTMENT OF HEALTH AND HUMAN SERVICES	5,787
5. GENERAL SERVICES ADMINISTRATION	5,562

TOP FIVE CONTRACTING OFFICES LOCATED IN THIS STATE (000)	
1 NAVY, UNDERSEA WARFARE CTR (BW24A), NAVAL USC	85,921
2 NAVY, UNDERSEA WARFARE CTR (BW25A), NAVAL USC	81,718
3 NAVY, UNDERSEA WARFARE CTR (BW25C), NAVAL USC	63,700
4 NAVY, UNDERSEA WARFARE CTR (BW24B), NEWPORT	59,413
5 NAVY, UNDERSEA WARFARE CTR (BW25B), NAVAL USC	37,525

TYPE OF PRODUCT OR SERVICE	SMALL BUSINESS (000)	LARGE BUSINESS (000)	STATE & LOCAL GOV'T (000)	NON- PROFIT & OTHER (000)	TOTAL (000)
R & D	4,974	49,411	749	3,735	58,869
Construction	51,518	24,490	0	0	76,008
Supplies & Equipment	35,173	89,595	43	14,664	139,475
Services	46,003	95,275	2,357	3,386	147,021
TOTAL	137,668	258,771	3,149	21,785	421,373

TOP CONTRACTORS PERFORMING IN THIS STATE			
CIVILIAN AGENCIES CONTRACTORS	DOLLARS (000)	DEPARTMENT OF DEFENSE CONTRACTORS	DOLLARS (000)
1. INTERNATIONAL PACKAGING CORP	2,881	1. RAYTHEON COMPANY	110,844
2. REYNOLDS METALS COMPANY	2,740	2. BRICKLE HYMAN & SON INC	20,391
3. BRICKLE HYMAN & SON INC	2,736	3. SUFFOLK CONSTRUCTION COMPANY	17,831
4. MEMORIAL HOSPITAL THE	2,680	4. EASTERN GENERAL CONTRACTORS	14,656
5. P C & J CONTRACTING CO INC	2,151	5. ANALYSIS & TECHNOLOGY INC	13,479
6. OHM CORPORATION	2,016	6. MINE SAFETY APPLIANCES CO	13,105
7. NARRAGANSETT INDIAN TRIBE	1,990	7. DAY & ZIMMERMANN INC	10,528
8. TRIANGLE WIRE & CABLE INC	1,896	8. ZOPPO R CO INC	9,578
9. COOKSON GROUP PLC	1,445	9. ALLIANT TECHSYSTEMS INC	9,350
10. NADEAU CORP CNSTR DEV & ENGRG	1,426	10. MCLAUGHLIN RESEARCH CORP	9,340

FEDERAL PROCUREMENT DATA SYSTEM
FEDERAL PROCUREMENT DOLLARS FOR SOUTH CAROLINA
 Fiscal Year 1995 to Date

Population 3,486,703
 Per Capita Procurement 774

Total Procurement By Place of Performance 2,697,431
 Rank Per Capita 17 Last Year 19

TOP FIVE COUNTIES					
NAME OF COUNTY	CIVILIAN AGENCIES		DEPARTMENT OF DEFENSE		TOTAL (000)
	SMALL DIS-ADVANTAGED (000)	OTHER (000)	SMALL DIS-ADVANTAGED (000)	OTHER (000)	
1. AIKEN	8,171	1,478,345	94	29	1,486,639
2. CHARLESTON	4,900	15,169	26,863	356,238	403,170
3. GREENVILLE	0	43,328	154	189,284	232,766
4. RICHLAND	15,129	26,007	11,140	148,571	200,847
5. BERKELEY	219	3,583	2,537	110,211	116,550

TOP FIVE AGENCIES WITH PLACE OF PERFORMANCE IN THIS STATE (000)	
1. DEPARTMENT OF ENERGY	1,509,184
2. DEPARTMENT OF DEFENSE	998,486
3. DEPARTMENT OF JUSTICE	80,442
4. DEPARTMENT OF STATE	21,526
5. DEPARTMENT OF VETERANS AFFAIRS	19,576

TOP FIVE CONTRACTING OFFICES LOCATED IN THIS STATE (000)	
1 ENERGY, SAVANNAH RIVER OPS OFC, AIKEN	1,503,580
2 NAVY, FACILITIES ENGINEERING CMD, CHARLESTON	842,151
3 NAVY, FLEET & INDUSTRIAL SUP CTR, CHARLESTON	268,371
4 NAVY, COMMAND CONTROL & OCEAN, N CHARLESTON	79,243
5 ARMY, TRAINING CENTER, FORT JACKSON	42,752

TYPE OF PRODUCT OR SERVICE	SMALL BUSINESS (000)	LARGE BUSINESS (000)	STATE & LOCAL GOV'T (000)	NON-PROFIT & OTHER (000)	TOTAL (000)
R & D	8,977	1,609	2,149	42,755	55,490
Construction	149,798	128,631	0	0	278,429
Supplies & Equipment	42,973	169,260	220	1,327	213,780
Services	193,235	1,939,173	3,258	14,066	2,149,732
TOTAL	394,983	2,238,673	5,627	58,148	2,697,431

TOP CONTRACTORS PERFORMING IN THIS STATE			
CIVILIAN AGENCIES CONTRACTORS	DOLLARS (000)	DEPARTMENT OF DEFENSE CONTRACTORS	DOLLARS (000)
1. WESTINGHOUSE ELECTRIC CORP	1,423,780	1. LOCKHEED MARTIN CORPORATION	175,797
2. CADDELL CONSTRUCTION CO INC	68,175	2. MILCOM SYSTEMS CORPORATION	61,295
3. FLUOR CORPORATION	22,621	3. BLUE CROSS BLUE SHIELD OF SC	45,273
4. WACKENHUT CORPORATION	21,282	4. SOUTH CAROLINA RESEARCH AUTH	41,724
5. HALLIBURTON COMPANY	18,080	5. SOCIETE GENERALE DE BELGIQUE S	33,481
6. AM-PRO PROTECTIVE AGENCY INC	13,037	6. ENSAFE/ALLEN & HOSHALL	31,107
7. COASTAL INTERNATIONAL SECURITY	8,979	7. WMX TECHNOLOGIES INC	28,716
8. TEXTRON INC	7,805	8. TDS INC	28,654
9. DELTA WOODSIDE INDUSTRIES INC	7,281	9. CHEM NUCLEAR SYSTEMS INC	19,900
10. WMX TECHNOLOGIES INC	5,553	10. ANXTER INTERNATIONAL INC	16,827

FEDERAL PROCUREMENT DATA SYSTEM
FEDERAL PROCUREMENT DOLLARS FOR SOUTH DAKOTA
 Fiscal Year 1995 to Date

Population 696,004

Total Procurement By Place of Performance 237,732

Per Capita Procurement 342

Rank Per Capita 36

Last Year 40

TOP FIVE COUNTIES					
NAME OF COUNTY	CIVILIAN AGENCIES		DEPARTMENT OF DEFENSE		TOTAL (000)
	SMALL DIS-ADVANTAGED (000)	OTHER (000)	SMALL DIS-ADVANTAGED (000)	OTHER (000)	
1. MEADE	0	688	5,904	52,254	58,846
2. LINCOLN	3,078	29,409	0	5,160	37,647
3. UNION	0	4,978	0	31,513	36,491
4. PENNINGTON	1,277	10,859	0	8,680	20,816
5. DAVISON	0	10,939	0	0	10,939

TOP FIVE AGENCIES WITH PLACE OF PERFORMANCE IN THIS STATE (000)	
1. DEPARTMENT OF DEFENSE	129,090
2. DEPARTMENT OF THE INTERIOR	38,525
3. DEPARTMENT OF AGRICULTURE	29,026
4. DEPARTMENT OF VETERANS AFFAIRS	13,678
5. GENERAL SERVICES ADMINISTRATION	8,400

TOP FIVE CONTRACTING OFFICES LOCATED IN THIS STATE (000)	
1 USAF, 28 CONS/CC, ELLSWORTH AFB	20,681
2 INTERIOR, BUR OF INDIAN AFFAIRS, ABERDEEN	13,349
3 ARMY, USPFO FOR SOUTH DAKOTA, RAPID CITY	8,146
4 VA MEDICAL CENTER, HOT SPRINGS	5,533
5 VA, R C JOHNSON MEMOR HOSPITAL, SIOUX FALLS	4,442

TYPE OF PRODUCT OR SERVICE	SMALL BUSINESS (000)	LARGE BUSINESS (000)	STATE & LOCAL GOV'T (000)	NON-PROFIT & OTHER (000)	TOTAL (000)
R & D	319	0	428	0	747
Construction	47,610	25,767	24	0	73,401
Supplies & Equipment	39,044	63,000	15	108	102,167
Services	9,972	33,068	11,633	6,744	61,417
TOTAL	96,945	121,835	12,100	6,852	237,732

TOP CONTRACTORS PERFORMING IN THIS STATE			
CIVILIAN AGENCIES CONTRACTORS	DOLLARS (000)	DEPARTMENT OF DEFENSE CONTRACTORS	DOLLARS (000)
1. GENERAL MOTORS CORPORATION	13,041	1. WMX TECHNOLOGIES INC	19,879
2. AMERICAN FOODS GROUP INC	9,074	2. SOFTMART INC	13,884
3. EL JAY POULTRY CORP	7,427	3. GATEWAY 2000 INC	13,737
4. GFI AMERICA INC	6,953	4. HEAVY CONSTRUCTORS INC	10,270
5. GATEWAY 2000 INC	6,728	5. EPS TECHNOLOGIES INC	7,141
6. HAUGAN GIL CONSTRUCTION INC	4,811	6. FARMERS UNION COOP OIL CO	4,144
7. ROADMAKERS INC	4,480	7. MOYLE PETROLEUM COMPANY	4,056
8. STANDING ROCK INDIAN BAPTIST	3,890	8. MORTENSON M A COMPANIES	3,958
9. EARTH OBSERVATION SATELLITE CO	3,487	9. SPATIAL DATA INSTITUTE	3,715
10. CHEYENNE RIVER SIOUX TRIBE	3,125	10. O'BRYAN/JANS JOINT VENTURE	3,636

FEDERAL PROCUREMENT DATA SYSTEM
FEDERAL PROCUREMENT DOLLARS FOR TENNESSEE
 Fiscal Year 1995 to Date

Population 4,877,185
 Per Capita Procurement 1,021

Total Procurement By Place of Performance 4,977,350
 Rank Per Capita 8 Last Year 10

TOP FIVE COUNTIES					
NAME OF COUNTY	CIVILIAN AGENCIES		DEPARTMENT OF DEFENSE		TOTAL (000)
	SMALL DIS- ADVANTAGED (000)	OTHER (000)	SMALL DIS- ADVANTAGED (000)	OTHER (000)	
1. ANDERSON	44,102	1,829,612	2,088	5,235	1,881,037
2. RHEA	4,181	783,163	0	0	787,344
3. SHELBY	10,705	116,494	5,707	394,688	527,594
4. HAMILTON	2,853	330,924	877	14,827	349,481
5. COFFEE	3,838	15,955	2,118	281,009	302,920
TOP FIVE AGENCIES WITH PLACE OF PERFORMANCE IN THIS STATE (000)					
1. DEPARTMENT OF ENERGY					1,881,464
2. TENNESSEE VALLEY AUTHORITY					1,706,378
3. DEPARTMENT OF DEFENSE					1,071,392
4. DEPARTMENT OF VETERANS AFFAIRS					124,629
5. DEPARTMENT OF AGRICULTURE					52,585
TOP FIVE CONTRACTING OFFICES LOCATED IN THIS STATE (000)					
1 TENNESSEE VALLEY AUTHORITY, CHATTANOOGA					5,293,855
2 ENERGY, OAK RIDGE OPERATIONS OFFICE					2,486,447
3 USAF, AEDC/PKO OPS CONT DIV, ARNOLD ENG DEV CTR					215,234
4 ARMY, ENGINEER DISTRICT MEMPHIS (CIVIL)					53,782
5 USAF, AEDC/PKP OPS CONT DIV, ARNOLD ENG DEV CTR					27,552
TYPE OF PRODUCT OR SERVICE	SMALL BUSINESS (000)	LARGE BUSINESS (000)	STATE & LOCAL GOVT (000)	NON- PROFIT & OTHER (000)	TOTAL (000)
R & D	20,732	242,656	4,356	6,962	274,706
Construction	299,143	59,032	0	0	358,175
Supplies & Equipment	345,532	650,551	295	19,497	1,015,875
Services	139,330	3,062,387	4,205	122,672	3,328,594
TOTAL	804,737	4,014,626	8,856	149,131	4,977,350
TOP CONTRACTORS PERFORMING IN THIS STATE					
CIVILIAN AGENCIES CONTRACTORS	DOLLARS (000)	DEPARTMENT OF DEFENSE CONTRACTORS	DOLLARS (000)		
1. LOCKHEED MARTIN CORPORATION	1,559,660	1. FEDERAL EXPRESS CORPORATION	300,562		
2. FOSTER WHEELER CORPORATION	671,212	2. VANADIUM ENTERPRISES CORP	111,658		
3. DAY & ZIMMERMANN INCORPORATED	225,000	3. EASTMAN CHEMICAL COMPANY	97,471		
4. RAYTHEON COMPANY	91,510	4. SVERDRUP CORPORATION THE	67,212		
5. AMERISOURCE HEALTH CORPORATION	84,357	5. ARVIN INDUSTRIES INC	46,370		
6. OAK RIDGE ASSOD UNIVERSITIES	80,030	6. LOCKHEED MARTIN CORPORATION	43,517		
7. BECHTEL GROUP INC	72,746	7. TENNESSEE APPAREL CORP	30,950		
8. GENERAL ELECTRIC COMPANY	63,097	8. RAYTHEON COMPANY	23,058		
9. CSX CORPORATION	56,248	9. TENNIER INDUSTRIES INC	20,489		
10. METRA INC (DEL)	53,060	10. BOEING SIKORSKY ARCFT SUPPORT	19,298		

FEDERAL PROCUREMENT DATA SYSTEM
FEDERAL PROCUREMENT DOLLARS FOR TEXAS
 Fiscal Year 1995 to Date

Population 16,986,510
 Per Capita Procurement 779

Total Procurement By Place of Performance 13,231,377
 Rank Per Capita 16 Last Year 20

TOP FIVE COUNTIES					
NAME OF COUNTY	CIVILIAN AGENCIES		DEPARTMENT OF DEFENSE		TOTAL (000)
	SMALL DIS- ADVANTAGED (000)	OTHER (000)	SMALL DIS- ADVANTAGED (000)	OTHER (000)	
1. TARRANT	8,648	122,646	7,534	3,567,961	3,706,789
2. FORT BEND	46,042	2,492,374	32,631	277,858	2,848,905
3. COLLIN	16,092	153,217	14,889	1,040,066	1,224,264
4. DALLAS	403	34,967	3,485	1,123,715	1,162,570
5. BEXAR	7,276	97,573	190,714	420,693	716,256
TOP FIVE AGENCIES WITH PLACE OF PERFORMANCE IN THIS STATE (000)					
1. DEPARTMENT OF DEFENSE					9,296,614
2. NATIONAL AERONAUTICS AND SPACE ADMINISTRATION					2,436,168
3. DEPARTMENT OF ENERGY					320,858
4. GENERAL SERVICES ADMINISTRATION					238,569
5. DEPARTMENT OF AGRICULTURE					221,084
TOP FIVE CONTRACTING OFFICES LOCATED IN THIS STATE (000)					
1 NASA, JOHNSON SPACE CENTER, HOUSTON					3,158,413
2 USAF, SAN ANTONIO ALC/LPK, KELLY AFB					583,662
3 USAF, HSC/PKV, BROOKS AFB					428,540
4 USAF, SAN ANTONIO ALC/LDK, KELLY AFB					373,847
5 ARMY, ENGINEER DISTRICT FORT WORTH					277,322
TYPE OF PRODUCT OR SERVICE	SMALL BUSINESS (000)	LARGE BUSINESS (000)	STATE & LOCAL GOV'T (000)	NON- PROFIT & OTHER (000)	TOTAL (000)
R & D	107,782	2,616,175	11,394	209,240	2,944,591
Construction	382,610	404,957	-13	933	788,487
Supplies & Equipment	604,032	3,010,206	1,057	2,224,727	5,840,022
Services	547,696	2,873,089	37,430	200,062	3,658,277
TOTAL	1,642,120	8,904,427	49,868	2,634,962	13,231,377
TOP CONTRACTORS PERFORMING IN THIS STATE					
CIVILIAN AGENCIES CONTRACTORS	DOLLARS (000)	DEPARTMENT OF DEFENSE CONTRACTORS		DOLLARS (000)	
1. BOEING COMPANY THE	1,369,111	1. LOCKHEED MARTIN CORPORATION	2,670,456		
2. ROCKWELL INTERNATIONAL CORP	306,133	2. TEXTRON INC	737,091		
3. MASON COMPANY THE (DEL)	263,224	3. LORAL CORPORATION	588,783		
4. LOCKHEED MARTIN CORPORATION	182,977	4. TEXAS INSTRUMENTS INCORPORATED	539,848		
5. RAYTHEON COMPANY	142,675	5. STEWART & STEVENSON SVCS INC	445,380		
6. LORAL CORPORATION	134,754	6. RAYTHEON COMPANY	328,765		
7. CONTINENTAL GRAIN COMPANY	71,768	7. CHRYSLER CORPORATION	309,723		
8. GENERAL MOTORS CORPORATION	70,041	8. T I/MARTIN JAVELIN JOINT VENTR	231,654		
9. DYNACORP	69,585	9. GENERAL MOTORS CORPORATION	178,939		
10. NORTHROP GRUMMAN CORPORATION	63,526	10. ROYAL DUTCH SHELL GROUP OF COS	174,921		

FEDERAL PROCUREMENT DATA SYSTEM
FEDERAL PROCUREMENT DOLLARS FOR UTAH
 Fiscal Year 1995 to Date

Population 1,722,850
 Per Capita Procurement 912

Total Procurement By Place of Performance 1,571,762
 Rank Per Capita 13 Last Year 24

TOP FIVE COUNTIES					
NAME OF COUNTY	CIVILIAN AGENCIES		DEPARTMENT OF DEFENSE		TOTAL (000)
	SMALL DIS- ADVANTAGED (000)	OTHER (000)	SMALL DIS- ADVANTAGED (000)	OTHER (000)	
1. BOX ELDER	0	439,432	0	65,834	505,266
2. CARBON	0	325,310	0	2,370	327,680
3. SALT LAKE	24,724	63,549	4,596	140,586	233,455
4. DAVIS	1,071	35,883	21,048	97,569	155,571
5. TOOELE	0	1,556	5,843	105,239	112,638

TOP FIVE AGENCIES WITH PLACE OF PERFORMANCE IN THIS STATE (000)	
1. DEPARTMENT OF DEFENSE	495,771
2. NATIONAL AERONAUTICS AND SPACE ADMINISTRATION	443,271
3. TENNESSEE VALLEY AUTHORITY	439,423
4. DEPARTMENT OF THE INTERIOR	49,793
5. DEPARTMENT OF LABOR	33,994

TOP FIVE CONTRACTING OFFICES LOCATED IN THIS STATE (000)	
1 USAF, OGDEN ALC/LIK, HILL AFB	503,857
2 USAF, OGDEN ALC/LAK, HILL AFB	419,390
3 USAF, OGDEN ALC/LMK, HILL AFB	241,170
4 USAF, OGDEN ALC/PKO, HILL AFB	128,568
5 INTERIOR, BUR OF RECLAMATION, SALT LAKE CITY	100,975

TYPE OF PRODUCT OR SERVICE	SMALL BUSINESS (000)	LARGE BUSINESS (000)	STATE & LOCAL GOV'T (000)	NON- PROFIT & OTHER(000)	TOTAL (000)
R & D	15,791	39,930	9,262	26,525	91,508
Construction	103,008	66,859	0	0	169,867
Supplies & Equipment	300,646	751,297	177	12,469	1,064,589
Services	65,929	160,421	7,042	12,406	245,798
TOTAL	485,374	1,018,507	16,481	51,400	1,571,762

TOP CONTRACTORS PERFORMING IN THIS STATE			
CIVILIAN AGENCIES CONTRACTORS	DOLLARS (000)	DEPARTMENT OF DEFENSE CONTRACTORS	DOLLARS (000)
1. THIOKOL CORPORATION	438,261	1. THIOKOL CORPORATION	66,233
2. COMMONWEALTH COAL SALES INC	262,715	2. EG&G INC	49,001
3. NEVADA POWER COMPANY	106,466	3. AMOCO CORPORATION	29,989
4. SOUTHERN PACIFIC RAIL CORP	58,025	4. UTAH STATE UNIVERSITY	21,611
5. MANAGEMENT AND TRAINING CORP	32,262	5. ALLIANT TECHSYSTEMS INC	21,354
6. ENVIRONMENTAL CHEMICAL CORP	22,022	6. HENSEL PHELPS CONSTRUCTION CO	19,560
7. CONTROL INC	17,880	7. HUNT BUILDING CORPORATION	11,736
8. HOGAN & TINGEY CONSTRUCTION	14,025	8. UNISYS CORPORATION	11,411
9. UNIVERSITY OF UTAH	9,056	9. MONTGOMERY WATSON INC	10,987
10. COASTAL WHOLESALERS INC	7,800	10. CHEVRON CORPORATION	10,106

FEDERAL PROCUREMENT DATA SYSTEM
FEDERAL PROCUREMENT DOLLARS FOR VERMONT
 Fiscal Year 1995 to Date

Population 562,758
 Per Capita Procurement 420

Total Procurement By Place of Performance 236,230
 Rank Per Capita 31 Last Year 50

TOP FIVE COUNTIES					
NAME OF COUNTY	CIVILIAN AGENCIES		DEPARTMENT OF DEFENSE		TOTAL (000)
	SMALL DIS-ADVANTAGED (000)	OTHER (000)	SMALL DIS-ADVANTAGED (000)	OTHER (000)	
1. CHITTENDEN	108	13,117	125	188,917	202,267
2. ADDISON	0	564	0	7,812	8,376
3. WINDSOR	540	5,718	0	809	7,067
4. BENNINGTON	0	563	895	3,363	4,821
5. WASHINGTON	0	2,685	0	1,503	4,188

TOP FIVE AGENCIES WITH PLACE OF PERFORMANCE IN THIS STATE (000)	
1. DEPARTMENT OF DEFENSE	207,402
2. AGENCY FOR INTERNATIONAL DEVELOPMENT	8,721
3. DEPARTMENT OF VETERANS AFFAIRS	5,917
4. GENERAL SERVICES ADMINISTRATION	5,464
5. DEPARTMENT OF JUSTICE	2,916

TOP FIVE CONTRACTING OFFICES LOCATED IN THIS STATE (000)	
1 JUSTICE, IMMIGRA & NATURAL SVC, BURLINGTON	16,871
2 VA MEDICAL/RO, WHITE RIVER JUNCTION	6,360
3 ARMY, USPFO FOR VERMONT, COLCHESTER	4,470
4 GENERAL SVCS ADMIN/PUBLIC BLDGS SVCS, BURLINGTON	312
5 AGRICULTURE, FOREST SERVICE, RUTLAND	48

TYPE OF PRODUCT OR SERVICE	SMALL BUSINESS (000)	LARGE BUSINESS (000)	STATE & LOCAL GOV'T (000)	NON-PROFIT & OTHER (000)	TOTAL (000)
R & D	1,311	12,838	691	418	15,258
Construction	8,400	580	0	0	8,980
Supplies & Equipment	7,123	149,984	14	26,981	184,102
Services	9,576	16,065	430	1,819	27,890
TOTAL	26,410	179,467	1,135	29,218	236,230

TOP CONTRACTORS PERFORMING IN THIS STATE			
CIVILIAN AGENCIES CONTRACTORS	DOLLARS (000)	DEPARTMENT OF DEFENSE CONTRACTORS	DOLLARS (000)
1. ASSOCIATES IN RURAL DEV	8,721	1. LOCKHEED MARTIN CORPORATION	182,655
2. INTERNATIONAL BUS MCHS CORP	2,238	2. GOODRICH B F COMPANY THE	7,643
3. GRANITE INDUSTRIES OF VERMONT	1,737	3. RALSTON PURINA COMPANY	2,700
4. PIZZAGALLI PROPERTY CO	1,445	4. LONEY H CONSTRUCTION COMPANY	2,425
5. NAYLOR & BREEN BUILDERS INC	1,308	5. FURNITURE BY THURSTON INC	1,444
6. RIS PAPER CO INC	1,056	6. NORWICH UNIVERSITY	1,305
7. SO BURLINGTON INS PARTNERSHIP	902	7. GENERAL SCIENTIFIC CORPORATION	895
8. UNIVERSITY OF VERMONT & STATE	691	8. UNIVERSITY OF VERMONT & STATE	783
9. LONEY H CONSTRUCTION COMPANY	659	9. NEW ENGLAND RESEARCH INC	624
10. GREEN MOUNTAIN POWER CORP	633	10. MCDONALD J A INC	555

FEDERAL PROCUREMENT DATA SYSTEM
FEDERAL PROCUREMENT DOLLARS FOR VIRGINIA
 Fiscal Year 1995 to Date

Population 6,187,358
 Per Capita Procurement 2,645

Total Procurement By Place of Performance 16,366,177
 Rank Per Capita 2 Last Year 3

TOP FIVE COUNTIES					
NAME OF COUNTY	CIVILIAN AGENCIES		DEPARTMENT OF DEFENSE		TOTAL (000)
	SMALL DIS- ADVANTAGED (000)	OTHER (000)	SMALL DIS- ADVANTAGED (000)	OTHER (000)	
1. FAIRFAX	175,758	1,159,181	164,912	2,734,624	4,234,475
2. NEWPORT NEWS (CITY)	2,760	86,773	14,698	3,793,147	3,897,378
3. ARLINGTON	181,447	447,166	189,189	1,012,445	1,830,247
4. FAIRFAX (CITY)	43,805	872,953	96,281	298,398	1,311,437
5. ALEXANDRIA (CITY)	56,731	195,334	149,598	449,231	850,894
TOP FIVE AGENCIES WITH PLACE OF PERFORMANCE IN THIS STATE (000)					
1. DEPARTMENT OF DEFENSE					12,119,771
2. DEPARTMENT OF ENERGY					771,568
3. GENERAL SERVICES ADMINISTRATION					667,551
4. DEPARTMENT OF TRANSPORTATION					438,106
5. NATIONAL AERONAUTICS AND SPACE ADMINISTRATION					404,163
TOP FIVE CONTRACTING OFFICES LOCATED IN THIS STATE (000)					
1 DOD, DEF LOGISTICS AGY, FUEL SUPPLY, ALEXANDRIA					3,598,778
2 NAVY, NAVAL AIR SYSTEMS CMD, CRYSTAL CITY					1,585,321
3 NAVY, STRATEGIC SYSTEMS PROGRAM, ARLINGTON					1,440,070
4 NAVY, NAVAL AIR SYSTEMS CMD, CRYSTAL CITY					1,025,057
5 NAVY, FACILITIES ENGINEER CMD, NORFOLK NAS					694,505
TYPE OF PRODUCT OR SERVICE	SMALL BUSINESS (000)	LARGE BUSINESS (000)	STATE & LOCAL GOV'T (000)	NON- PROFIT & OTHER (000)	TOTAL (000)
R & D	495,806	708,441	8,555	384,719	1,597,521
Construction	374,461	616,301	0	832	991,594
Supplies & Equipment	744,289	4,681,553	1,760	39,406	5,467,008
Services	2,432,232	5,565,566	8,881	303,375	8,310,054
TOTAL	4,046,788	11,571,861	19,196	728,332	16,366,177
TOP CONTRACTORS PERFORMING IN THIS STATE					
CIVILIAN AGENCIES CONTRACTORS	DOLLARS (000)	DEPARTMENT OF DEFENSE CONTRACTORS	DOLLARS (000)		
1. TRW INC	410,963	1. TENNECO INC	3,743,017		
2. FORTRAN CORPORATION	169,720	2. COMPUTER SCIENCES CORPORATION	292,510		
3. MC DERMOTT INTERNATIONAL INC	157,870	3. GENERAL MOTORS CORPORATION	288,341		
4. AT&T CORP	150,202	4. BLACK & DECKER CORPORATION	283,844		
5. UNISYS CORPORATION	97,962	5. BELL ATLANTIC CORPORATION	220,091		
6. DYNCORP	93,994	6. SCIENCE APPLICATIONS INTL CORP	182,808		
7. MAXIMUS INC	93,313	7. MITRE CORPORATION	180,712		
8. OGDEN CORPORATION	84,502	8. WORLDCORP INC	170,601		
9. MITRE CORPORATION	75,809	9. CARLYLE PARTNERS LEVERAGED CAP	160,234		
10. SOUTHSTERN UNVRSITIES RES ASSN	71,607	10. UNISYS CORPORATION	138,752		

FEDERAL PROCUREMENT DATA SYSTEM
FEDERAL PROCUREMENT DOLLARS FOR WASHINGTON
 Fiscal Year 1995 to Date

Population 4,866,692
 Per Capita Procurement 946

Total Procurement By Place of Performance 4,603,069
 Rank Per Capita 10 Last Year 12

TOP FIVE COUNTIES					
NAME OF COUNTY	CIVILIAN AGENCIES		DEPARTMENT OF DEFENSE		TOTAL (000)
	SMALL DIS-ADVANTAGED (000)	OTHER (000)	SMALL DIS-ADVANTAGED (000)	OTHER (000)	
1. BENTON	4,362	1,719,259	146	14,069	1,737,836
2. KING	21,326	322,687	12,220	1,281,129	1,637,362
3. PIERCE	2,323	25,121	44,997	204,035	276,476
4. KITSAP	64	4,711	17,978	228,911	251,664
5. SNOHOMISH	377	13,741	4,731	135,609	154,458
TOP FIVE AGENCIES WITH PLACE OF PERFORMANCE IN THIS STATE (000)					
1. DEPARTMENT OF DEFENSE					2,297,754
2. DEPARTMENT OF ENERGY					1,715,630
3. DEPARTMENT OF HEALTH AND HUMAN SERVICES					110,480
4. NATIONAL AERONAUTICS AND SPACE ADMINISTRATION					78,789
5. GENERAL SERVICES ADMINISTRATION					75,233
TOP FIVE CONTRACTING OFFICES LOCATED IN THIS STATE (000)					
1 ENERGY, RICHLAND OPERATIONS OFFICE					1,722,464
2 NAVY, FACILITIES ENGINEERING, POULSBO					253,153
3 ARMY, ENGINEER DISTRICT SEATTLE					225,532
4 GENERAL SVCS ADMIN/PUBLIC BLDGS SVCS, AUBURN					120,313
5 NAVY, FLEET & INDUSTRIAL SUP CTR, BREMERTON					105,128
TYPE OF PRODUCT OR SERVICE	SMALL BUSINESS (000)	LARGE BUSINESS (000)	STATE & LOCAL GOVT (000)	NON-PROFIT & OTHER (000)	TOTAL (000)
R & D	28,387	270,806	16,546	67,216	382,955
Construction	239,808	270,116	45	214	510,183
Supplies & Equipment	116,647	450,255	221	540,623	1,107,746
Services	200,771	2,287,927	51,458	62,029	2,602,185
TOTAL	585,613	3,279,104	68,270	670,082	4,603,069
TOP CONTRACTORS PERFORMING IN THIS STATE					
CIVILIAN AGENCIES CONTRACTORS	DOLLARS (000)	DEPARTMENT OF DEFENSE CONTRACTORS	DOLLARS (000)		
1. WESTINGHOUSE ELECTRIC CORP	1,006,244	1. BOEING COMPANY THE	1,102,279		
2. BATTELLE MEMORIAL INSTITUTE	514,456	2. ATLANTIC RICHLAND COMPANY	117,592		
3. BECHTEL GROUP INC	161,371	3. ALLIANT TECHSYSTEMS INC	80,301		
4. BOEING COMPANY THE	65,599	4. MORTENSON M A COMPANIES	57,630		
5. MORTENSON M A COMPANIES	53,288	5. JOHNSON CONTROLS INC	42,303		
6. HUTCHINSON FRED CANCER RES CTR	33,196	6. TODD SHIPYARDS CORPORATION	38,852		
7. MANAGEMENT ANALYSIS COMPANY	32,357	7. FLETCHER CHALLENGE LTD	24,802		
8. WASHINGTON UNIVERSITY OF	18,026	8. FOSTER WHEELER CORPORATION	23,467		
9. WEAVER CONSTRUCTION CO	12,331	9. CROWLEY MARITIME CORPORATION	16,980		
10. MITSUI & CO LTD	11,209	10. LOGICON INC	16,632		

FEDERAL PROCUREMENT DATA SYSTEM
FEDERAL PROCUREMENT DOLLARS FOR WEST VIRGINIA
 Fiscal Year 1995 to Date

Population 1,793,477
 Per Capita Procurement 364

Total Procurement By Place of Performance 652,852
 Rank Per Capita 35 Last Year 47

TOP FIVE COUNTIES					
NAME OF COUNTY	CIVILIAN AGENCIES		DEPARTMENT OF DEFENSE		TOTAL (000)
	SMALL DIS- ADVANTAGED (000)	OTHER (000)	SMALL DIS- ADVANTAGED (000)	OTHER (000)	
1. MONONGALIA	10,259	100,870	3,164	4,870	119,163
2. BERKELEY	2,128	60,984	329	30,642	94,083
3. KANAWHA	50	48,484	3,594	10,703	62,831
4. LOGAN	0	57,603	0	131	57,734
5. MARION	2,001	11,080	847	41,393	55,321
TOP FIVE AGENCIES WITH PLACE OF PERFORMANCE IN THIS STATE (000)					
1. DEPARTMENT OF DEFENSE					203,305
2. TENNESSEE VALLEY AUTHORITY					142,228
3. DEPARTMENT OF JUSTICE					78,442
4. DEPARTMENT OF VETERANS AFFAIRS					46,117
5. DEPARTMENT OF THE TREASURY					39,498
TOP FIVE CONTRACTING OFFICES LOCATED IN THIS STATE (000)					
1 ENERGY, MORGANTOWN ENERGY TECHNOLOGY CENTER					121,490
2 ARMY, ENGINEER DISTRICT HUNTINGTON (CIVIL)					107,917
3 JUSTICE, FEDERAL PRISON SYSTEM, MORGANTOWN					68,319
4 AGRICULTURE, SOIL CONSERVATION SVC, MORGANTOWN					21,866
5 VA MEDICAL CENTER, MARTINSBURG					21,659
TYPE OF PRODUCT OR SERVICE	SMALL BUSINESS (000)	LARGE BUSINESS (000)	STATE & LOCAL GOV'T (000)	NON- PROFIT & OTHER (000)	TOTAL (000)
R & D	2,783	-6,485	838	2,189	-675
Construction	129,247	126,008	0	0	255,255
Supplies & Equipment	60,081	160,271	65	7,592	228,009
Services	52,300	105,404	4,137	8,422	170,263
TOTAL	244,411	385,198	5,040	18,203	652,852
TOP CONTRACTORS PERFORMING IN THIS STATE					
CIVILIAN AGENCIES CONTRACTORS	DOLLARS (000)	DEPARTMENT OF DEFENSE CONTRACTORS	DOLLARS (000)		
1. MOLLOHAN W R INC	68,092	1. JOHNSON AL CONSTRUCTION CO	36,000		
2. ARCH MINERAL CORPORATION	41,426	2. ALLIANT TECHSYSTEMS INC	35,339		
3. CYPRUS AMAX MINERALS COMPANY	37,168	3. COFICEM	30,000		
4. ORION RESOURCES INC	22,588	4. BILFINGER + BERGER BAUKTIENGE	9,000		
5. VION CORPORATION	22,024	5. WIRT INFLATABLE SPECIALISTS	6,671		
6. EG&G INC	19,391	6. FEDERAL PRISON INDUSTRIES	6,491		
7. TRAFALGAR HOUSE PLC	19,270	7. MAESCHER INDUSTRIES INC	5,017		
8. AHERN & ASSOCIATES INC	17,925	8. TALON MANUFACTURING CO INC	4,072		
9. ISLAND CREEK COAL SALES CO	15,908	9. PHILIPP HOLZMANN AKTIENGESELLS	3,527		
10. MANAGEMENT AND TRAINING CORP	13,181	10. BAKER MICHAEL CORPORATION	3,189		

FEDERAL PROCUREMENT DATA SYSTEM
FEDERAL PROCUREMENT DOLLARS FOR WISCONSIN
 Fiscal Year 1995 to Date

Population 4,891,769
 Per Capita Procurement 196

Total Procurement By Place of Performance 961,046
 Rank Per Capita 48 Last Year 44

TOP FIVE COUNTIES					
NAME OF COUNTY	CIVILIAN AGENCIES		DEPARTMENT OF DEFENSE		TOTAL (000)
	SMALL DIS-ADVANTAGED (000)	OTHER (000)	SMALL DIS-ADVANTAGED (000)	OTHER (000)	
1. WINNEBAGO	607	1,421	0	134,070	136,098
2. MILWAUKEE	1,649	73,357	5,932	37,159	118,097
3. DANE	3,279	36,400	51	49,294	89,024
4. BROWN	124	79,792	287	3,328	83,531
5. MARATHON	27	8,982	0	46,100	55,109
TOP FIVE AGENCIES WITH PLACE OF PERFORMANCE IN THIS STATE (000)					
1. DEPARTMENT OF DEFENSE					506,628
2. DEPARTMENT OF AGRICULTURE					85,196
3. DEPARTMENT OF JUSTICE					76,470
4. GENERAL SERVICES ADMINISTRATION					70,522
5. DEPARTMENT OF VETERANS AFFAIRS					62,475
TOP FIVE CONTRACTING OFFICES LOCATED IN THIS STATE (000)					
1 TRANSPORTATION, COAST GUARD, MARINETTE					66,486
2 ARMY, DIRECTORATE OF CONTRACTING, FORT MCCOY					26,640
3 VA, C J ZABLOCKI MEDICAL CTR, MILWAUKEE					22,642
4 VA, WM S MIDDLETON MEMOR HOSP, MADISON					14,445
5 ARMY, USPFO FOR WISCONSIN, CAMP DOUGLAS					12,218
TYPE OF PRODUCT OR SERVICE	SMALL BUSINESS (000)	LARGE BUSINESS (000)	STATE & LOCAL GOV'T (000)	NON-PROFIT & OTHER (000)	TOTAL (000)
R & D	8,364	2,799	8,215	9,460	28,838
Construction	52,848	27,388	2,538	0	82,774
Supplies & Equipment	132,142	418,601	149	63,903	614,795
Services	31,537	144,228	47,939	10,935	234,639
TOTAL	224,891	593,016	58,841	84,298	961,046
TOP CONTRACTORS PERFORMING IN THIS STATE					
CIVILIAN AGENCIES CONTRACTORS	DOLLARS (000)	DEPARTMENT OF DEFENSE CONTRACTORS	DOLLARS (000)		
1. KRUEGER INTERNATIONAL INC	54,954	1. OSHKOSH TRUCK CORPORATION	122,974		
2. SPACESAVER CORP	23,528	2. KOCH INDUSTRIES INC	45,834		
3. CRAY RESEARCH INC	22,391	3. WISCONSIN PHYSICIANS SERVICE I	44,613		
4. GENERAL ELECTRIC COMPANY	20,429	4. ALLIANT TECHSYSTEMS INC	13,381		
5. KOHLER CO	16,763	5. PHILIP MORRIS COMPANIES INC	13,051		
6. GENERAL MOTORS CORPORATION	15,601	6. OLIN CORPORATION	9,747		
7. DIDION INC	13,408	7. ASTRONAUTICS CORP OF AMERICA	9,618		
8. GENERAL SECURITY SERVICES CORP	12,681	8. UTILITY TOOL AND BODY CO INC	8,927		
9. ASSOCIATED MILK PRODUCERS	12,281	9. PETERSON BUILDERS INC	8,914		
10. UNIVERSITY WISCONSIN SYSTEM	11,993	10. CGR MEDICAL SYSTEMS INC	8,185		

FEDERAL PROCUREMENT DATA SYSTEM
FEDERAL PROCUREMENT DOLLARS FOR WYOMING
 Fiscal Year 1995 to Date

Population 453,588
 Per Capita Procurement 331

Total Procurement By Place of Performance 150,218
 Rank Per Capita 38 Last Year 42

TOP FIVE COUNTIES

NAME OF COUNTY	CIVILIAN AGENCIES		DEPARTMENT OF DEFENSE		TOTAL (000)
	SMALL DIS-ADVANTAGED (000)	OTHER (000)	SMALL DIS-ADVANTAGED (000)	OTHER (000)	
1. CARBON	293	5,000	0	41,360	46,653
2. LARAMIE	164	7,570	9,371	20,531	37,636
3. WESTON	0	241	100	18,520	18,861
4. PARK	1,351	13,481	0	85	14,917
5. BIG HORN	222	6,812	0	0	7,034

TOP FIVE AGENCIES WITH PLACE OF PERFORMANCE IN THIS STATE (000)

1. DEPARTMENT OF DEFENSE	91,854
2. DEPARTMENT OF THE INTERIOR	18,286
3. DEPARTMENT OF TRANSPORTATION	15,170
4. DEPARTMENT OF AGRICULTURE	7,692
5. DEPARTMENT OF VETERANS AFFAIRS	6,129

TOP FIVE CONTRACTING OFFICES LOCATED IN THIS STATE (000)

1 USAF, 90 CONS/LGO, F E WARRENT AFB	26,447
2 VA MEDICAL/RO CENTER, CHEYENNE	7,323
3 VA MEDICAL CENTER, SHERIDAN	2,087
4 INTERIOR, NATL PARK SERVICE, YELLOW STONE	445
5 INTERIOR, BUR OF LAND MGMT, CHEYENNE	444

TYPE OF PRODUCT OR SERVICE	SMALL BUSINESS (000)	LARGE BUSINESS (000)	STATE & LOCAL GOV'T (000)	NON-PROFIT & OTHER (000)	TOTAL (000)
R & D	110	0	70	3,278	3,458
Construction	34,260	11,421	0	0	45,681
Supplies & Equipment	5,235	60,807	14	0	66,056
Services	22,394	8,766	1,762	2,101	35,023
TOTAL	61,999	80,994	1,846	5,379	150,218

TOP CONTRACTORS PERFORMING IN THIS STATE

CIVILIAN AGENCIES CONTRACTORS	DOLLARS (000)	DEPARTMENT OF DEFENSE CONTRACTORS	DOLLARS (000)
1. STIMPEL-WIEBELHAUS INC	9,134	1. CYPRUS AMAX MINERALS COMPANY	41,360
2. MOLTZ CONSTRUCTORS INC	4,093	2. HERMES CONSOLIDATED INC	18,240
3. COMMUNICATIONS CONCEPTS	3,189	3. BOWMAN JOHN INC	2,388
4. UNIVERSITY WYOMING RES CORP	3,052	4. MENDEZ INC	1,950
5. HAWKINS & POWERS AVIATION INC	2,486	5. AMERICAN EAGLE INDUSTRIES	1,914
6. OLSON L M INC	2,334	6. GROWLING BEAR COMPANY	1,864
7. S E INCORPORATED	2,278	7. MECHANICAL SYSTEMS INC	1,075
8. PHD CONTRACTORS INC	2,078	8. PUBLIC SERVICE CO OF COLO	1,072
9. MAQUOKETA SNAP ON TOOL	2,036	9. NATIONAL ENVIRONMENTAL SVC CO	1,057
10. SHOSHNI RPHOE PROGRAM	1,257	10. ROCKY MOUNTAIN GENERATION COOP	1,048

SECTION III
AGENCY VIEWS

FEDERAL PROCUREMENT DATA SYSTEM
TOTAL FEDERAL SNAPSHOT REPORT - SF281
Actions Reported in Summary on SF281
Fiscal Year 1995 Through Fourth Quarter

PART I - PRIME CONTRACTS							
	PROCUREMENT METHODS	Number of Actions (a)	NET DOLLAR AMOUNTS (000)				
			Small Business Concerns (b)	Large Business Concerns (c)	Domestic Outside U.S./ Foreign (d)	Other Entities (e)	Total Dollars (f)
NEW AWARDS AND MODIFICATIONS	1. Tariff or Regulated Acquisitions	494,480				164,996	
	2. Contracts for Foreign Government or International Organization	47,962				105,400	
	3. Small Purchases	9,945,425	7,907,804	2,431,754	579,964	229,270	10,948,692
	4. Delivery Orders - GSA Schedules Only	975,103	883,117	1,093,914	30,464	7,844	2,025,339
	5. Delivery Orders - Other Federal Schedules	689,460	272,807	612,573	2,277	10,716	898,380
	6. Delivery Orders - All Other	4,163,895	1,706,048	4,014,476	298,614	190,842	6,209,980
	7. Other Procurement Methods	1,332,894	542,161	259,209	148,799	145,472	1,085,641
	8. TOTAL NEW AWARDS AND MODIFICATIONS	17,659,241	11,122,015	8,411,948	1,060,118	595,161	21,449,638
COMPETITION	9. Competed	6,992,636	6,551,211	3,763,774	743,738	117,720	11,171,500
	10. Not Competed	1,201,683	1,241,543	831,386	100,082	107,127	2,280,350
	11. Not Available for Competition	9,464,922	3,329,261	3,816,788	216,318	367,442	7,997,788
MODIFICATIONS	12. TOTAL MODIFICATIONS (Excluding Line 3)	255,459					317,596

PART II - SELECTED SOCIOECONOMIC STATISTICS (Includes both new awards and modifications)					
PREFERENCE PROGRAMS			TYPE OF CONTRACTOR		
CATEGORY	Number of Actions (a)	Total net Dollars (b)	CATEGORY	Number of Actions (a)	Total net Dollars (b)
13. Small Business - Small Purchase Set-Aside	5,530,998	5,459,250	18. Small Disadvantaged Business	530,352	690,056
14. Small Business Set-Aside	846,173	1,038,564	19. Woman-Owned Small Business	649,568	801,179
15. Labor Surplus Area Set-Aside	297,041	353,046	20. Sheltered Workshop	49,282	133,476
16. Combined Labor Surplus/ Small Business Set-Aside	93,383	71,480			
17. 8(a) Awards	66,575	155,750			

TOTAL FEDERAL SNAPSHOT REPORT - SF279
Actions Reported Individually on SF279
Fiscal Year 1995 Through Fourth Quarter

	Actions	Dollars (000)
TOTAL	450,838	180,851,975
CICA APPLICABILITY		
Pre-CICA	4,412	9,590,505
CICA Awards	415,406	159,636,704
Small Purchases	14,241	234,160
Subject to Statute other than CICA	4,963	673,951
KIND OF CONTRACT ACTION		
Initial Letter Contract	1,703	2,577,057
Def. Contract Superseding Letter	590	3,033,741
New Definitive Contract	70,088	42,314,489
Small Purchase Procedure	13,933	235,034
Order Under IDC	158,185	27,981,969
Order Under BOA	23,696	5,776,704
Order /Mod Under GSA Schedule	25,820	1,866,254
Order/Mod Under VA or OPM Schedule	3,263	451,049
Modifications	145,890	97,013,147
Termination for Default	321	-65,151
Termination for Convenience	2,632	-332,318
SYNOPSIS OF PROCUREMENT PRIOR TO AWARD		
Synopsized Prior to Award	280,579	124,482,680
Not Synopsized Due to Urgency	8,781	3,196,690
Not Synopsized for Other Reason	149,560	42,648,195

FEDERAL PROCUREMENT DATA SYSTEM
TOTAL FEDERAL SNAPSHOT REPORT - SF279
 Actions Reported Individually on SF279
 Fiscal Year 1995 Through Fourth Quarter

SOLICITATION PROCEDURE	Actions	Dollars (000)
Full and Open Competition - Sealed Bid	55,386	15,835,513
Full and Open Competition - Comp Proposal	146,963	81,777,572
Full and Open Competition - Combination	1,115	517,203
Architect Engineer	18,977	2,554,195
Basic Research	4,100	1,317,287
Multiple Award Schedule	27,046	2,018,148
Alternate Source/Reduced Cost	77	117,352
Alternate Source/Mobilization	353	919,650
Alternate Source/Eng R & D	19	9,823
Set-aside	47,909	8,634,609
Other than Full and Open Competition	113,463	65,935,882
FULL AND OPEN COMPETITION WITH ONLY ONE BIDDER/OFFERER	36,970	10,495,111
AUTHORITY FOR OTHER THAN FULL AND OPEN COMPETITION		
Only One Source	46,962	41,054,562
- Follow-on Contract	2,629	7,092,429
- Utilities (Regulated & Telecommunications)	5,200	888,582
Unusual & Compelling Urgency	10,222	4,144,275
Mobilization/Essential R&D	3,331	8,460,394
International Agreement	60	131,863
Authorized by Statute	47,693	6,855,197
Authorized Resale	3,972	1,084,701
National Security	994	2,829,188
Public Interest	229	1,375,702
EXTENT COMPETED		
Competed	325,979	107,897,715
Not Available for Competition	64,579	12,029,412
Follow-on to Competed Action	4,382	10,799,017
Not Competed	44,082	39,609,176
TYPE OF CONTRACT		
Fixed Price	348,267	96,450,539
Cost Reimbursement	65,951	67,868,800
Time and Material	18,788	4,920,030
Labor Hour	6,016	1,095,951
TYPE OF CONTRACTOR		
Small Disadvantaged Business	56,404	10,519,469
Other Small Business	146,837	21,287,794
Large Business	199,003	120,431,212
Sheltered Workshops	3,913	449,226
Educational & Nonprofit	11,883	7,625,548
State & Local Government	6,306	3,539,038
Foreign Contractor	11,834	4,698,067
Domestic Contractor Performing Outside US	3,042	1,784,966
WOMAN-OWNED SMALL BUSINESS	19,729	2,820,248
PREFERENCE PROGRAMS		
Directed to Sheltered Workshop	3,563	349,720
8 (a) Program	32,119	6,217,985
Combined LSA/SB Set-aside	2,604	122,241
Small Business Set-aside	44,675	6,527,810
Labor Surplus Area Set-aside	8,333	1,609,368
Tie Bid Preference	22	6,471
Buy Indian/Self Determination Act	2,846	372,719
No Preference Program or Not Listed	344,860	155,129,006
SUBJECT TO LABOR STATUTES		
Walsh Healy Act - Manufacturer	106,229	65,320,638
Walsh Healy Act - Dealer	37,599	6,876,752
Service Contract Act	86,642	22,218,818
Davis Bacon Act	49,741	13,843,686
Not Subject to Above Acts	158,811	62,075,326
PRODUCT OR SERVICE		
Supplies & Equipment	116,800	60,013,455
ADP Equipment, Purchase and Lease	32,818	4,572,743
Research & Development	33,667	28,969,595
Construction	60,519	16,534,753
Architect & Engineering	21,541	3,613,158
Real Property, Purchase & Lease, or Maintenance	12,194	2,010,060
ADP Services (includes Installation & Maintenance)	27,140	7,773,223
Other Services	141,442	57,964,988

FEDERAL PROCUREMENT DATA SYSTEM
EXECUTIVE OFFICE OF THE PRESIDENT
Actions Reported in Summary on SF281
Fiscal Year 1995 Through Fourth Quarter

PART I - PRIME CONTRACTS							
	PROCUREMENT METHODS	Number of Actions (a)	NET DOLLAR AMOUNTS (000)				Total Dollars (f)
			Small Business Concerns (b)	Large Business Concerns (c)	Domestic Outside U.S./ Foreign (d)	Other Entities (e)	
NEW AWARDS AND MODIFICATIONS	1. Tariff or Regulated Acquisitions	0					0
	2. Contracts for Foreign Government or International Organization	0					0
	3. Small Purchases	1,353	3,563	1,147	0	66	4,776
	4. Delivery Orders - GSA Schedules Only	282	731	839	0	4	1,574
	5. Delivery Orders - Other Federal Schedules	4	0	0	0	4	4
	6. Delivery Orders - All Other	8	66	0	0	2	68
	7. Other Procurement Methods	0	0	0	0	0	0
	8. TOTAL NEW AWARDS AND MODIFICATIONS	1,647	4,360	1,986	0	76	6,422
COMPETITION	9. Competed	268	1,484	427	0	11	1,922
	10. Not Competed	1,306	2,627	1,341	0	63	4,031
	11. Not Available for Competition	73	249	218	0	2	469
MODIFICATIONS	12. TOTAL MODIFICATIONS (Excluding Line 3)	0					0

PART II - SELECTED SOCIOECONOMIC STATISTICS (Includes both new awards and modifications)					
PREFERENCE PROGRAMS			TYPE OF CONTRACTOR		
CATEGORY	Number of Actions (a)	Total net Dollars (b)	CATEGORY	Number of Actions (a)	Total net Dollars (b)
13. Small Business - Small Purchase Set-Aside	1,053	3,563	18. Small Disadvantaged Business	85	358
14. Small Business Set-Aside	0	0	19. Woman-Owned Small Business	171	499
15. Labor Surplus Area Set-Aside	0	0	20. Sheltered Workshop	0	0
16. Combined Labor Surplus/ Small Business Set-Aside	0	0			
17. 8(a) Awards	0	0			

EXECUTIVE OFFICE OF THE PRESIDENT
Actions Reported Individually on SF279
Fiscal Year 1995 Through Fourth Quarter

	Actions	Dollars (000)
TOTAL	108	13,902
CICA APPLICABILITY		
Pre-CICA	0	0
CICA Awards	107	13,877
Small Purchases	1	25
Subject to Statute other than CICA	0	0
KIND OF CONTRACT ACTION		
Initial Letter Contract	0	0
Def. Contract Superseding Letter	3	194
New Definitive Contract	3	272
Small Purchase Procedure	1	25
Order Under IDC	0	0
Order Under BOA	8	733
Order /Mod Under GSA Schedule	38	2,020
Order/Mod Under VA or OPM Schedule	0	0
Modifications	55	10,658
Termination for Default	0	0
Termination for Convenience	0	0
SYNOPSIS OF PROCUREMENT PRIOR TO AWARD		
Synopsized Prior to Award	54	9,053
Not Synopsized Due to Urgency	9	1,133
Not Synopsized for Other Reason	45	3,716

FEDERAL PROCUREMENT DATA SYSTEM
EXECUTIVE OFFICE OF THE PRESIDENT
Actions Reported Individually on SF279
Fiscal Year 1995 Through Fourth Quarter

SELECTION PROCEDURE	Actions	Dollars (\$00)
Full and Open Competition - Sealed Bid	0	0
Full and Open Competition - Comp Proposal	33	7,739
Full and Open Competition - Combination	0	0
Architect Engineer	0	0
Basic Research	0	0
Multiple Award Schedule	37	1,989
Alternate Source/Reduced Cost	0	0
Alternate Source/Mobilization	0	0
Alternate Source/Eng R & D	0	0
Set-aside	0	0
Other than Full and Open Competition	37	4,149
FULL AND OPEN COMPETITION WITH ONLY ONE BIDDER/OFFERER	1	4,400
AUTHORITY FOR OTHER THAN FULL AND OPEN COMPETITION		
Only One Source	3	220
- Follow-on Contract	0	0
- Utilities (Regulated & Telecommunications)	0	0
Unusual & Compelling Urgency	9	1,133
Mobilization/Essential R&D	0	0
International Agreement	0	0
Authorized by Statute	25	2,796
Authorized Resale	0	0
National Security	0	0
Public Interest	0	0
EXTENT COMPETED		
Competed	79	10,631
Not Available for Competition	24	2,888
Follow-on to Competed Action	0	0
Not Competed	5	383
TYPE OF CONTRACT		
Fixed Price	80	6,912
Cost Reimbursement	5	4,838
Time and Material	0	0
Labor Hour	23	2,152
TYPE OF CONTRACTOR		
Small Disadvantaged Business	25	2,881
Other Small Business	31	1,983
Large Business	51	9,025
Sheltered Workshops	0	0
Educational & Nonprofit	0	0
State & Local Government	1	13
Foreign Contractor	0	0
Domestic Contractor Performing Outside US	0	0
WOMAN-OWNED SMALL BUSINESS	3	148
PREFERENCE PROGRAMS		
Directed to Sheltered Workshop	0	0
8 (a) Program	21	2,758
Combined LSA/SB Set-aside	0	0
Small Business Set-aside	10	557
Labor Surplus Area Set-aside	0	0
Tie Bid Preference	0	0
Buy Indian/Self Determination Act	0	0
No Preference Program or Not Listed	77	10,587
SUBJECT TO LABOR STATUTES		
Walsh Healy Act - Manufacturer	30	1,998
Walsh Healy Act - Dealer	21	1,181
Service Contract Act	40	8,893
Davis Bacon Act	0	0
Not Subject to Above Acts	17	1,850
PRODUCT OR SERVICE		
Supplies & Equipment	16	1,166
ADP Equipment, Purchase and Lease	34	1,726
Research & Development	0	0
Construction	0	0
Architect & Engineering	0	0
Real Property, Purchase & Lease, or Maintenance	0	0
ADP Services (includes Installation & Maintenance)	41	8,280
Other Services	17	2,730

**FEDERAL PROCUREMENT DATA SYSTEM
DEPARTMENT OF AGRICULTURE
Actions Reported in Summary on SF281
Fiscal Year 1995 Through Fourth Quarter**

PART I - PRIME CONTRACTS							
	PROCUREMENT METHODS	Number of Actions (a)	NET DOLLAR AMOUNTS (000)				
			Small Business Concerns (b)	Large Business Concerns (c)	Domestic Outside U.S./ Foreign (d)	Other Entities (e)	Total Dollars (f)
NEW AWARDS AND MODIFICATIONS	1. Tariff or Regulated Acquisitions	390,895				52,176	
	2. Contracts for Foreign Government or International Organization	135				52	
	3. Small Purchases	471,698	273,696	48,885	2,802	7,170	332,553
	4. Delivery Orders - GSA Schedules Only	60,011	31,193	41,995	431	89	73,708
	5. Delivery Orders - Other Federal Schedules	6,710	6,836	6,081	638	182	13,717
	6. Delivery Orders - All Other	16,339	11,294	7,663	12	61	19,030
	7. Other Procurement Methods	21,895	11,321	5,209	183	6,586	23,279
	8. TOTAL NEW AWARDS AND MODIFICATIONS	967,683	334,340	108,833	4,046	14,068	514,515
COMPETITION	9. Competed	197,642	186,225	86,534	1,295	1,857	255,911
	10. Not Competed	188,532	70,377	19,985	2,267	5,114	97,743
	11. Not Available for Competition	581,509	77,738	23,314	484	7,097	160,861
MODIFICATIONS	12. TOTAL MODIFICATIONS (Excluding Line 3)	16,210					2,487

PART II - SELECTED SOCIOECONOMIC STATISTICS (Includes both new awards and modifications)					
PREFERENCE PROGRAMS			TYPE OF CONTRACTOR		
CATEGORY	Number of Actions (a)	Total net Dollars (b)	CATEGORY	Number of Actions (a)	Total net Dollars (b)
13. Small Business - Small Purchase Set-Aside	234,817	113,160	18. Small Disadvantaged Business	7,793	10,718
14. Small Business Set-Aside	16,649	16,669	19. Women-Owned Small Business	19,517	18,786
15. Labor Surplus Area Set-Aside	3,928	3,547	20. Sheltered Workshop	268	1,316
16. Combined Labor Surplus/ Small Business Set-Aside	15,367	7,844			
17. 8(a) Awards	3,525	1,457			

**DEPARTMENT OF AGRICULTURE
Actions Reported Individually on SF279
Fiscal Year 1995 Through Fourth Quarter**

	Actions	Dollars (000)
TOTAL	16,279	2,472,988
CICA APPLICABILITY		
Pre-CICA	50	2,712
CICA Awards	13,986	2,256,015
Small Purchases	1,465	11,529
Subject to Statute other than CICA	777	202,710
KIND OF CONTRACT ACTION		
Initial Letter Contract	239	22,424
Def. Contract Superseding Letter	6	1,022
New Definitive Contract	5,473	1,978,020
Small Purchase Procedure	1,396	11,483
Order Under IDC	4,004	187,353
Order Under BOA	22	344
Order /Mod Under GSA Schedule	211	20,019
Order/Mod Under VA or OPM Schedule	1	169
Modifications	3,896	256,463
Termination for Default	14	-423
Termination for Convenience	17	-3,906
SYNOPSIS OF PROCUREMENT PRIOR TO AWARD		
Synopsized Prior to Award	8,461	803,237
Not Synopsized Due to Urgency	403	23,536
Not Synopsized for Other Reason	7,414	1,646,193

FEDERAL PROCUREMENT DATA SYSTEM
DEPARTMENT OF AGRICULTURE
Actions Reported Individually on SF279
Fiscal Year 1995 Through Fourth Quarter

PROCUREMENT PROCEDURE	Actions	Dollars (000)
Full and Open Competition - Sealed Bid	6,426	1,964,366
Full and Open Competition - Comp Proposal	2,329	290,613
Full and Open Competition - Combination	108	3,784
Architect Engineer	684	23,990
Basic Research	0	0
Multiple Award Schedule	192	12,687
Alternate Source/Reduced Cost	0	0
Alternate Source/Mobilization	1	75
Alternate Source/Eng R & D	0	0
Set-aside	2,025	108,518
Other than Full and Open Competition	2,221	151,970
FULL AND OPEN COMPETITION WITH ONLY ONE BIDDER/OFFERER	863	107,152
AUTHORITY FOR OTHER THAN FULL AND OPEN COMPETITION		
Only One Source	471	40,918
- Follow-on Contract	28	828
- Utilities (Regulated & Telecommunications)	6	269
Unusual & Compelling Urgency	474	28,125
Mobilization/Essential R&D	1	200
International Agreement	5	67
Authorized by Statute	1,151	77,582
Authorized Resale	0	0
National Security	0	0
Public Interest	119	5,078
EXTENT COMPLETED		
Completed	14,305	2,337,142
Not Available for Competition	1,399	103,182
Follow-on to Completed Action	39	1,600
Not Completed	535	31,042
TYPE OF CONTRACT		
Fixed Price	15,938	2,396,224
Cost Reimbursement	186	58,252
Time and Material	40	5,648
Labor Hour	114	12,842
TYPE OF CONTRACTOR		
Small Disadvantaged Business	2,734	153,867
Other Small Business	9,793	911,728
Large Business	3,464	1,363,986
Sheltered Workshops	36	2,365
Educational & Nonprofit	118	35,736
State & Local Government	130	5,004
Foreign Contractor	3	280
Domestic Contractor Performing Outside US	0	0
WOMAN-OWNED SMALL BUSINESS	1,124	70,737
PREFERENCE PROGRAMS		
Directed to Sheltered Workshop	31	2,149
8 (a) Program	1,673	106,543
Combined LSA/SB Set-aside	1,504	47,500
Small Business Set-aside	3,161	233,858
Labor Surplus Area Set-aside	537	56,795
Tie Bid Preference	1	38
Buy Indian/Self Determination Act	1	161
No Preference Program or Not Listed	9,370	2,025,922
SUBJECT TO LABOR STATUTES		
Walsh Healy Act - Manufacturer	916	74,190
Walsh Healy Act - Dealer	673	43,229
Service Contract Act	5,372	287,400
Davis Bacon Act	3,895	245,113
Not Subject to Above Acts	5,422	1,823,034
PRODUCT OR SERVICE		
Supplies & Equipment	3,756	1,681,002
ADP Equipment, Purchase and Lease	1,319	107,517
Research & Development	2	467
Construction	4,167	250,770
Architect & Engineering	602	26,159
Real Property, Purchase & Lease, or Maintenance	730	28,401
ADP Services (includes Installation & Maintenance)	690	102,534
Other Services	5,013	276,118

**FEDERAL PROCUREMENT DATA SYSTEM
DEPARTMENT OF COMMERCE
Actions Reported in Summary on SF281
Fiscal Year 1995 Through Fourth Quarter**

PART I - PRIME CONTRACTS							
	PROCUREMENT METHODS	Number of Actions (a)	NET DOLLAR AMOUNTS (000)				
			Small Business Concerns (b)	Large Business Concerns (c)	Domestic Outside U.S./ Foreign (d)	Other Entities (e)	Total Dollars (f)
NEW AWARDS AND MODIFICATIONS	1. Tariff or Regulated Acquisitions	112				239	
	2. Contracts for Foreign Government or International Organization	4				8	
	3. Small Purchases	58,927	291,516	17,550	403	7,547	117,016
	4. Delivery Orders - GSA Schedules Only	10,710	17,253	18,089	2	88	35,432
	5. Delivery Orders - Other Federal Schedules	217	340	2,189	0	5	2,534
	6. Delivery Orders - All Other	1,450	2,348	1,758	0	336	4,442
	7. Other Procurement Methods	4,726	1,676	2,793	5	1,534	6,008
	8. TOTAL NEW AWARDS AND MODIFICATIONS	76,146	113,133	42,379	410	9,510	165,679
COMPETITION	9. Competed	23,531	60,704	24,829	47	2,003	87,583
	10. Not Competed	11,858	28,495	9,208	255	6,015	43,973
	11. Not Available for Competition	40,757	23,934	8,342	108	1,492	34,123
MODIFICATIONS	12. TOTAL MODIFICATIONS (Excluding Line 3)	5,651					2,639

PART II - SELECTED SOCIOECONOMIC STATISTICS (Includes both new awards and modifications)					
PREFERENCE PROGRAMS			TYPE OF CONTRACTOR		
CATEGORY	Number of Actions (a)	Total net Dollars (b)	CATEGORY	Number of Actions (a)	Total net Dollars (b)
13. Small Business - Small Purchase Set-Aside	18,946	32,944	18. Small Disadvantaged Business	1,414	5,851
14. Small Business Set-Aside	6	55	19. Woman-Owned Small Business	2,759	7,304
15. Labor Surplus Area Set-Aside	41	57	20. Sheltered Workshop	4	29
16. Combined Labor Surplus/ Small Business Set-Aside	565	302			
17. 8(a) Awards	39	133			

**DEPARTMENT OF COMMERCE
Actions Reported Individually on SF279
Fiscal Year 1995 Through Fourth Quarter**

	Actions	Dollars (000)
TOTAL	5,407	805,303
CICA APPLICABILITY		
Pre-CICA	92	14,814
CICA Awards	5,307	789,883
Small Purchases	2	70
Subject to Statute other than CICA	0	0
KIND OF CONTRACT ACTION		
Initial Letter Contract	15	3,525
Def. Contract Superseding Letter	13	2,993
New Definitive Contract	957	168,424
Small Purchase Procedure	0	0
Order Under IDC	1,491	172,787
Order Under BOA	45	6,723
Order /Mod Under GSA Schedule	514	39,789
Order/Mod Under VA or OPM Schedule	0	0
Modifications	2,369	411,922
Termination for Default	0	0
Termination for Convenience	3	-240
SYNOPSIS OF PROCUREMENT PRIOR TO AWARD		
Synopsized Prior to Award	1,433	317,523
Not Synopsized Due to Urgency	88	7,815
Not Synopsized for Other Reason	3,880	479,229

FEDERAL PROCUREMENT DATA SYSTEM
DEPARTMENT OF COMMERCE
 Actions Reported Individually on SF279
 Fiscal Year 1995 Through Fourth Quarter

SOLICITATION PROCEDURE	Actions	Dollars (000)
Full and Open Competition - Sealed Bid	500	44,976
Full and Open Competition - Comp Proposal	1,453	353,349
Full and Open Competition - Combination	16	-386
Architect Engineer	107	70,987
Basic Research	2	54
Multiple Award Schedule	509	39,316
Alternate Source/Reduced Cost	0	0
Alternate Source/Mobilization	0	0
Alternate Source/Eng R & D	0	0
Set-aside	733	59,662
Other than Full and Open Competition	1,988	221,955
FULL AND OPEN COMPETITION WITH ONLY ONE BIDDER/OFFERER	327	75,870
AUTHORITY FOR OTHER THAN FULL AND OPEN COMPETITION		
Only One Source	558	67,892
- Follow-on Contract	9	2,521
- Utilities (Regulated & Telecommunications)	47	2,305
Unusual & Compelling Urgency	136	14,982
Mobilization/Essential R&D	5	345
International Agreement	3	441
Authorized by Statute	1,281	137,447
Authorized Resale	3	664
National Security	2	184
Public Interest	0	0
EXTENT COMPETED		
Competed	3,596	605,148
Not Available for Competition	1,139	132,407
Follow-on to Competed Action	7	571
Not Competed	659	66,441
TYPE OF CONTRACT		
Fixed Price	4,435	568,043
Cost Reimbursement	554	183,911
Time and Material	225	23,807
Labor Hour	187	28,806
TYPE OF CONTRACTOR		
Small Disadvantaged Business	1,497	160,269
Other Small Business	2,028	165,725
Large Business	1,586	442,608
Sheltered Workshops	9	1,082
Educational & Nonprofit	170	23,435
State & Local Government	71	7,668
Foreign Contractor	32	3,433
Domestic Contractor Performing Outside US	8	347
WOMAN-OWNED SMALL BUSINESS	481	40,807
PREFERENCE PROGRAMS		
Directed to Sheltered Workshop	9	1,082
8 (a) Program	1,065	131,520
Combined LSA/SB Set-aside	8	264
Small Business Set-aside	1,344	91,188
Labor Surplus Area Set-aside	8	634
Tie Bid Preference	0	0
Buy Indian/Self Determination Act	0	0
No Preference Program or Not Listed	2,967	579,869
SUBJECT TO LABOR STATUTES		
Walsh Healy Act - Manufacturer	1,443	229,060
Walsh Healy Act - Dealer	603	61,914
Service Contract Act	1,349	228,978
Davis Bacon Act	397	33,417
Not Subject to Above Acts	1,609	251,198
PRODUCT OR SERVICE		
Supplies & Equipment	897	177,655
ADP Equipment, Purchase and Lease	1,073	137,898
Research & Development	242	35,841
Construction	382	36,134
Architect & Engineering	146	72,730
Real Property, Purchase & Lease, or Maintenance	25	2,859
ADP Services (includes Installation & Maintenance)	701	149,298
Other Services	1,941	192,888

**FEDERAL PROCUREMENT DATA SYSTEM
DEPARTMENT OF DEFENSE
Actions Reported in Summary on SF281
Fiscal Year 1995 Through Fourth Quarter**

PART I - PRIME CONTRACTS							
	PROCUREMENT METHODS	Number of Actions (a)	NET DOLLAR AMOUNTS (000)				Total Dollars (f)
			Small Business Concerns (b)	Large Business Concerns (c)	Domestic Outside U.S./ Foreign (d)	Other Entities (e)	
NEW AWARDS AND MODIFICATIONS	1. Tariff or Regulated Acquisitions	73,911					63,878
	2. Contracts for Foreign Government or International Organization	39,439					98,945
	3. Small Purchases	5,269,069	4,783,778	1,386,370	369,674	42,885	6,582,707
	4. Delivery Orders - GSA Schedules Only	424,469	469,832	577,384	28,189	3,219	1,078,624
	5. Delivery Orders - Other Federal Schedules	93,927	51,146	92,767	1,205	1,923	147,041
	6. Delivery Orders - All Other	3,621,163	1,166,330	3,618,642	278,538	50,711	5,114,221
	7. Other Procurement Methods	946,192	398,942	226,284	122,799	85,937	833,962
	8. TOTAL NEW AWARDS AND MODIFICATIONS	10,488,170	6,670,026	5,901,447	800,405	184,675	13,919,378
COMPETITION	9. Competed	4,163,000	4,289,734	2,245,216	584,871	33,742	7,153,568
	10. Not Competed	377,900	462,819	434,882	51,587	9,277	958,343
	11. Not Available for Competition	5,927,270	2,117,475	3,221,569	163,947	141,656	5,807,469
MODIFICATIONS	12. TOTAL MODIFICATIONS (Excluding Line 3)	158,181					242,639

PART II - SELECTED SOCIOECONOMIC STATISTICS (Includes both new awards and modifications)					
PREFERENCE PROGRAMS			TYPE OF CONTRACTOR		
CATEGORY	Number of Actions (a)	Total net Dollars (b)	CATEGORY	Number of Actions (a)	Total net Dollars (b)
13. Small Business - Small Purchase Set-Aside	3,554,769	3,961,286	18. Small Disadvantaged Business	371,163	456,617
14. Small Business Set-Aside	325,600	400,273	19. Women-Owned Small Business	399,883	490,935
15. Labor Surplus Area Set-Aside	0	0	20. Sheltered Workshop	14,587	19,610
16. Combined Labor Surplus/ Small Business Set-Aside	0	0			
17. 8(a) Awards	46,838	118,548			

**DEPARTMENT OF DEFENSE
Actions Reported Individually on SF279
Fiscal Year 1995 Through Fourth Quarter**

	Actions	Dollars (000)
TOTAL	232,736	118,430,244
CICA APPLICABILITY		
Pre-CICA		
CICA Awards	2,944	2,882,409
Small Purchases	219,585	105,324,068
Subject to Statute other than CICA	3,850	172,483
	0	0
KIND OF CONTRACT ACTION		
Initial Letter Contract	795	2,340,710
Def. Contract Superseding Letter	527	3,021,851
New Definitive Contract	40,894	30,914,280
Small Purchase Procedure	3,928	175,540
Order Under IDC	78,357	17,920,397
Order Under BOA	12,774	3,932,727
Order /Mod Under GSA Schedule	16,081	1,235,485
Order/Mod Under VA or OPM Schedule	994	67,593
Modifications	76,866	59,186,862
Termination for Default	186	-59,574
Termination for Convenience	1,356	-305,627
SYNOPSIS OF PROCUREMENT PRIOR TO AWARD		
Synopsized Prior to Award	166,341	88,605,794
Not Synopsized Due to Urgency	5,650	1,693,442
Not Synopsized for Other Reason	54,288	18,072,028

**FEDERAL PROCUREMENT DATA SYSTEM
DEPARTMENT OF DEFENSE
Actions Reported Individually on SF279
Fiscal Year 1995 Through Fourth Quarter**

	Actions	Dollars (\$00)
SELECTION PROCEDURE		
Full and Open Competition - Sealed Bid	20,123	7,142,136
Full and Open Competition - Comp Proposal	77,728	36,147,588
Full and Open Competition - Combination	437	343,914
Architect Engineer	10,590	1,707,827
Basic Research	3,480	1,150,244
Multiple Award Schedule	16,640	1,322,490
Alternate Source/Reduced Cost	9	3,994
Alternate Source/Mobilization	338	917,242
Alternate Source/Eng R & D	16	9,786
Set-aside	28,324	6,220,771
Other than Full and Open Competition	61,900	50,358,076
FULL AND OPEN COMPETITION WITH ONLY ONE BIDDER/OFFERER	14,405	4,946,668
AUTHORITY FOR OTHER THAN FULL AND OPEN COMPETITION		
Only One Source	33,273	34,947,958
- Follow-on Contract	1,724	5,243,338
- Utilities (Regulated & Telecommunications)	1,619	467,517
Unusual & Compelling Urgency	6,083	2,456,632
Mobilization/Essential R&D	2,971	5,779,781
International Agreement	0	0
Authorized by Statute	14,781	3,336,169
Authorized Resale	3,955	1,077,163
National Security	849	2,758,719
Public Interest	8	1,673
EXTENT COMPETED		
Competed	169,573	64,467,077
Not Available for Competition	22,853	5,790,971
Follow-on to Competed Action	3,767	9,623,718
Not Competed	30,186	28,497,194
TYPE OF CONTRACT		
Fixed Price	168,829	70,725,069
Cost Reimbursement	42,374	33,332,461
Time and Material	13,611	3,854,947
Labor Hour	1,565	366,483
TYPE OF CONTRACTOR		
Small Disadvantaged Business	29,276	6,442,200
Other Small Business	63,273	12,858,599
Large Business	115,105	80,512,202
Sheltered Workshops	852	233,702
Educational & Nonprofit	6,246	2,951,989
State & Local Government	0	0
Foreign Contractor	9,780	4,245,642
Domestic Contractor Performing Outside US	1,847	1,134,626
WOMAN-OWNED SMALL BUSINESS	8,108	1,524,777
PREFERENCE PROGRAMS		
Directed to Sheltered Workshop	570	159,572
8 (a) Program	14,559	3,176,315
Combined LSA/SB Set-aside	2	114
Small Business Set-aside	22,896	4,565,445
Labor Surplus Area Set-aside	0	0
Tie Bid Preference	0	0
Buy Indian/Self Determination Act	0	0
No Preference Program or Not Listed	188,352	100,477,514
SUBJECT TO LABOR STATUTES		
Wash Healy Act - Manufacturer	69,728	52,836,647
Wash Healy Act - Dealer	20,454	4,137,078
Service Contract Act	36,680	12,702,774
Davis Bacon Act	23,469	8,875,654
Not Subject to Above Acts	76,068	29,826,807
PRODUCT OR SERVICE		
Supplies & Equipment	70,569	48,721,503
ADP Equipment, Purchase and Lease	17,412	2,489,555
Research & Development	25,172	21,880,274
Construction	28,670	11,239,437
Architect & Engineering	12,337	2,464,181
Real Property, Purchase & Lease, or Maintenance	229	308,070
ADP Services (includes Installation & Maintenance)	14,341	4,083,713
Other Services	64,008	27,243,511

**FEDERAL PROCUREMENT DATA SYSTEM
DEPARTMENT OF EDUCATION
Actions Reported in Summary on SF281
Fiscal Year 1995 Through Fourth Quarter**

PART I - PRIME CONTRACTS							
PROCUREMENT METHODS	Number of Actions (a)	NET DOLLAR AMOUNTS (000)					
		Small Business Concerns (b)	Large Business Concerns (c)	Domestic Outside U.S./ Foreign (d)	Other Entities (e)	Total Dollars (f)	
1. Tariff or Regulated Acquisitions	3					0	
2. Contracts for Foreign Government or International Organization	0					0	
3. Small Purchases	11,200	10,702	1,211	30	3,025	14,968	
4. Delivery Orders - GSA Schedules Only	440	225	847	0	0	1,072	
5. Delivery Orders- Other Federal Schedules	9	0	38	0	1	39	
6. Delivery Orders - All Other	21	26	1	0	0	27	
7. Other Procurement Methods	939	2	44	0	1,879	1,925	
8. TOTAL NEW AWARDS AND MODIFICATIONS	12,612	10,955	2,141	30	4,905	18,031	
COMPETITION	9. Competed	3,354	4,052	1,370	2	1,775	7,199
	10. Not Competed	8,313	6,883	769	28	1,331	9,011
	11. Not Available for Competition	945	20	2	0	1,799	1,821
MODIFICATIONS	12. TOTAL MODIFICATIONS (Excluding Line 3)	93					14

PART II - SELECTED SOCIOECONOMIC STATISTICS (Includes both new awards and modifications)					
PREFERENCE PROGRAMS			TYPE OF CONTRACTOR		
CATEGORY	Number of Actions (a)	Total net Dollars (b)	CATEGORY	Number of Actions (a)	Total net Dollars (b)
13. Small Business - Small Purchase Set-Aside	51	84	18. Small Disadvantaged Business	47	192
14. Small Business Set-Aside	107	1,458	19. Women-Owned Small Business	241	211
15. Labor Surplus Area Set-Aside	0	0	20. Sheltered Workshop	1	2
16. Combined Labor Surplus/ Small Business Set-Aside	0	0			
17. 8(a) Awards	1	0			

**DEPARTMENT OF EDUCATION
Actions Reported Individually on SF279
Fiscal Year 1995 Through Fourth Quarter**

	Actions	Dollars (000)
TOTAL	1,108	387,752
CICA APPLICABILITY		
Pre-CICA	4	57
CICA Awards	1,095	385,361
Small Purchases	0	0
Subject to Statute other than CICA	7	2,334
KIND OF CONTRACT ACTION		
Initial Letter Contract	2	1,882
Def. Contract Superseding Letter	0	0
New Definitive Contract	52	38,059
Small Purchase Procedure	0	0
Order Under IDC	0	0
Order Under BOA	0	0
Order /Mod Under GSA Schedule	0	0
Order/Mod Under VA or OPM Schedule	0	0
Modifications	1,052	347,811
Termination for Default	0	0
Termination for Convenience	0	0
SYNOPSIS OF PROCUREMENT PRIOR TO AWARD		
Synopsized Prior to Award	742	340,029
Not Synopsized Due to Urgency	1	49
Not Synopsized for Other Reason	363	47,674

**FEDERAL PROCUREMENT DATA SYSTEM
DEPARTMENT OF EDUCATION
Actions Reported Individually on SF279
Fiscal Year 1995 Through Fourth Quarter**

SOLICITATION PROCEDURE	Actions	Dollars (000)
Full and Open Competition - Sealed Bid	27	12,205
Full and Open Competition - Comp Proposal	617	322,323
Full and Open Competition - Combination	4	-2
Architect Engineer	0	0
Basic Research	0	0
Multiple Award Schedule	0	0
Alternate Source/Reduced Cost	0	0
Alternate Source/Mobilization	0	0
Alternate Source/Eng R & D	0	0
Set-aside	0	0
Other than Full and Open Competition	142	18,809
FULL AND OPEN COMPETITION WITH ONLY ONE BIDDER/OFFERER	305	31,026
AUTHORITY FOR OTHER THAN FULL AND OPEN COMPETITION	206	104,647
Only One Source	184	7,929
- Follow-on Contract	0	0
- Utilities (Regulated & Telecommunications)	0	0
Unusual & Compelling Urgency	1	49
Mobilization/Essential R&D	1	80
International Agreement	0	0
Authorized by Statute	119	22,968
Authorized Resale	0	0
National Security	0	0
Public Interest	0	0
EXTENT COMPETED	806	356,060
Competed	181	19,492
Not Available for Competition	0	0
Follow-on to Competed Action	0	0
Not Competed	119	12,200
TYPE OF CONTRACT	492	209,143
Fixed Price	333	135,856
Cost Reimbursement	200	35,385
Time and Material	81	7,368
Labor Hour	298	39,503
TYPE OF CONTRACTOR	152	27,438
Small Disadvantaged Business	267	171,288
Other Small Business	0	0
Large Business	212	129,993
Sheltered Workshops	177	19,530
Educational & Nonprofit	0	0
State & Local Government	0	0
Foreign Contractor	0	0
Domestic Contractor Performing Outside US	0	0
WOMAN-OWNED SMALL BUSINESS	88	7,873
PREFERENCE PROGRAMS	255	32,567
Directed to Sheltered Workshop	1	200
8 (a) Program	14	1,136
Combined LSA/SB Set-aside	0	0
Small Business Set-aside	0	0
Labor Surplus Area Set-aside	18	2,282
Tie Bid Preference	0	0
Buy Indian/Self Determination Act	0	0
No Preference Program or Not Listed	818	351,567
SUBJECT TO LABOR STATUTES	1	-4
Walsh Healy Act - Manufacturer	7	269
Walsh Healy Act - Dealer	188	51,872
Service Contract Act	7	441
Davis Bacon Act	903	335,174
Not Subject to Above Acts	0	0
PRODUCT OR SERVICE	6	840
Supplies & Equipment	91	15,878
ADP Equipment, Purchase and Lease	77	24,699
Research & Development	0	0
Construction	0	0
Architect & Engineering	0	0
Real Property, Purchase & Lease, or Maintenance	0	0
ADP Services (includes Installation & Maintenance)	179	177,677
Other Services	753	168,658

**FEDERAL PROCUREMENT DATA SYSTEM
DEPARTMENT OF ENERGY
Actions Reported in Summary on SF281
Fiscal Year 1995 Through Fourth Quarter**

PART I - PRIME CONTRACTS							
	PROCUREMENT METHODS	Number of Actions (a)	NET DOLLAR AMOUNTS (000)				
			Small Business Concerns (b)	Large Business Concerns (c)	Domestic Outside U.S./ Foreign (d)	Other Entities (e)	Total Dollars (f)
NEW AWARDS AND MODIFICATIONS	1. Tariff or Regulated Acquisitions	0				0	
	2. Contracts for Foreign Government or International Organization	0				0	
	3. Small Purchases	17,360	22,206	9,620	492	2,342	34,660
	4. Delivery Orders - GSA Schedules Only	1,293	1,876	3,042	20	96	5,034
	5. Delivery Orders - Other Federal Schedules	336	20	32	0	125	177
	6. Delivery Orders - All Other	1,419	1,233	548	0	68	1,849
	7. Other Procurement Methods	711	434	351	0	87	872
	8. TOTAL NEW AWARDS AND MODIFICATIONS	21,119	25,769	13,563	512	2,718	42,562
COMPETITION	9. Competed	10,441	11,301	6,093	18	254	17,666
	10. Not Competed	8,199	12,304	5,731	188	1,088	19,311
	11. Not Available for Competition	2,479	2,164	1,769	306	1,376	5,615
MODIFICATIONS	12. TOTAL MODIFICATIONS (Excluding Line 3)	0				0	

PART II - SELECTED SOCIOECONOMIC STATISTICS (Includes both new awards and modifications)					
PREFERENCE PROGRAMS			TYPE OF CONTRACTOR		
CATEGORY	Number of Actions (a)	Total net Dollars (b)	CATEGORY	Number of Actions (a)	Total net Dollars (b)
13. Small Business - Small Purchase Set-Aside	7,020	16,196	18. Small Disadvantaged Business	782	1,716
14. Small Business Set-Aside	252	934	19. Woman-Owned Small Business	712	2,165
15. Labor Surplus Area Set-Aside	101	288	20. Sheltered Workshop	5	40
16. Combined Labor Surplus/ Small Business Set-Aside	326	765			
17. 8(a) Awards	28	249			

**DEPARTMENT OF ENERGY
Actions Reported Individually on SF279
Fiscal Year 1995 Through Fourth Quarter**

	Actions	Dollars (000)
TOTAL	5,299	16,882,580
CICA APPLICABILITY		
Pre-CICA	256	4,767,868
CICA Awards	4,940	12,112,731
Small Purchases	103	1,961
Subject to Statute other than CICA	0	0
KIND OF CONTRACT ACTION		
Initial Letter Contract	19	24,788
Def. Contract Superseding Letter	0	0
New Definitive Contract	378	277,679
Small Purchase Procedure	99	1,959
Order Under IDC	591	47,908
Order Under BOA	69	978
Order /Mod Under GSA Schedule	334	16,636
Order/Mod Under VA or OPM Schedule	0	0
Modifications	3,804	16,512,986
Termination for Default	1	-49
Termination for Convenience	4	-325
SYNOPSIS OF PROCUREMENT PRIOR TO AWARD		
Synopsized Prior to Award	2,343	6,860,953
Not Synopsized Due to Urgency	61	386,351
Not Synopsized for Other Reason	2,895	9,635,256

**FEDERAL PROCUREMENT DATA SYSTEM
DEPARTMENT OF ENERGY
Actions Reported Individually on SF279
Fiscal Year 1995 Through Fourth Quarter**

SOLICITATION PROCEDURE	Actions	Dollars (000)
Full and Open Competition - Sealed Bid	478	190,988
Full and Open Competition - Comp Proposal	1,457	7,288,789
Full and Open Competition - Combination	12	2,160
Architect Engineer	293	67,714
Basic Research	26	8,728
Multiple Award Schedule	344	17,414
Alternate Source/Reduced Cost	0	0
Alternate Source/Mobilization	0	0
Alternate Source/Eng R & D	0	0
Set-aside	424	96,359
Other than Full and Open Competition	1,906	4,440,579
FULL AND OPEN COMPETITION WITH ONLY ONE BIDDER/OFFERER	370	326,842
AUTHORITY FOR OTHER THAN FULL AND OPEN COMPETITION		
Only One Source	498	1,630,248
- Follow-on Contract	58	1,071,715
- Utilities (Regulated & Telecommunications)	39	30,149
Unusual & Compelling Urgency	74	396,562
Mobilization/Essential R&D	180	2,206,633
International Agreement	2	253
Authorized by Statute	1,150	206,378
Authorized Resale	1	30
National Security	0	0
Public Interest	1	475
EXTENT COMPETED		
Competed	3,183	9,431,055
Not Available for Competition	1,418	2,132,143
Follow-on to Competed Action	7	5,635
Not Competed	691	5,313,727
TYPE OF CONTRACT		
Fixed Price	2,358	433,839
Cost Reimbursement	2,608	16,394,261
Time and Material	169	26,535
Labor Hour	164	27,925
TYPE OF CONTRACTOR		
Small Disadvantaged Business	1,515	314,988
Other Small Business	933	171,290
Large Business	2,438	12,013,036
Sheltered Workshops	22	2,842
Educational & Nonprofit	218	1,879,283
State & Local Government	149	2,487,551
Foreign Contractor	18	1,354
Domestic Contractor Performing Outside US	6	2,216
WOMAN-OWNED SMALL BUSINESS	378	72,361
PREFERENCE PROGRAMS		
Directed to Sheltered Workshop	19	2,753
8 (a) Program	1,334	284,448
Combined LSA/SB Set-aside	3	135
Small Business Set-aside	409	57,814
Labor Surplus Area Set-aside	6	1,819
Tie Bid Preference	0	0
Buy Indian/Self Determination Act	0	0
No Preference Program or Not Listed	3,528	16,535,591
SUBJECT TO LABOR STATUTES		
Walsh Healy Act - Manufacturer	561	1,571,540
Walsh Healy Act - Dealer	159	15,159
Service Contract Act	920	1,269,880
Davis Bacon Act	441	137,842
Not Subject to Above Acts	3,218	13,888,139
PRODUCT OR SERVICE		
Supplies & Equipment	443	231,045
ADP Equipment, Purchase and Lease	321	27,099
Research & Development	563	1,085,133
Construction	464	139,758
Architect & Engineering	340	72,168
Real Property, Purchase & Lease, or Maintenance	27	3,853
ADP Services (includes Installation & Maintenance)	314	108,139
Other Services	2,827	15,215,565

FEDERAL PROCUREMENT DATA SYSTEM
DEPARTMENT OF HEALTH AND HUMAN SERVICES
Actions Reported in Summary on SF281
Fiscal Year 1995 Through Fourth Quarter

PART I - PRIME CONTRACTS							
	PROCUREMENT METHODS	Number of Actions (a)	NET DOLLAR AMOUNTS (000)				
			Small Business Concerns (b)	Large Business Concerns (c)	Domestic Outside U.S./ Foreign (d)	Other Entities (e)	Total Dollars (f)
NEW AWARDS AND MODIFICATIONS	1. Tariff or Regulated Acquisitions	0				0	
	2. Contracts for Foreign Government or International Organization	1				2	
	3. Small Purchases	434,159	301,063	106,167	3,808	59,887	470,925
	4. Delivery Orders - GSA Schedules Only	96,254	53,460	81,080	1	802	135,343
	5. Delivery Orders - Other Federal Schedules	16,974	16,009	35,578	0	4,297	55,884
	6. Delivery Orders - All Other	21,249	32,556	11,602	0	4,979	49,137
	7. Other Procurement Methods	133,746	27,823	8,512	6	13,025	49,466
	8. TOTAL NEW AWARDS AND MODIFICATIONS	702,383	431,011	242,898	3,815	82,980	780,757
COMPETITION	9. Competed	142,908	118,825	79,703	537	23,903	222,968
	10. Not Competed	174,333	191,788	83,483	2,504	31,756	309,531
	11. Not Available for Competition	385,142	120,398	79,753	774	27,331	228,258
MODIFICATIONS	12. TOTAL MODIFICATIONS (Excluding Line 3)	8,110					13,141

PART II - SELECTED SOCIOECONOMIC STATISTICS (Includes both new awards and modifications)					
PREFERENCE PROGRAMS			TYPE OF CONTRACTOR		
CATEGORY	Number of Actions (a)	Total net Dollars (b)	CATEGORY	Number of Actions (a)	Total net Dollars (b)
13. Small Business - Small Purchase Set-Aside	174,317	192,482	18. Small Disadvantaged Business	18,277	18,485
14. Small Business Set-Aside	69,479	89,865	19. Woman-Owned Small Business	23,358	28,548
15. Labor Surplus Area Set-Aside	2,589	2,635	20. Sheltered Workshop	508	509
16. Combined Labor Surplus/ Small Business Set-Aside	25,307	29,460			
17. 8(a) Awards	1,668	3,538			

DEPARTMENT OF HEALTH AND HUMAN SERVICES
Actions Reported Individually on SF279
Fiscal Year 1995 Through Fourth Quarter

	Actions	Dollars (000)
TOTAL	11,887	2,951,778
CICA APPLICABILITY		
Pre-CICA	12	1,252
CICA Awards	9,927	2,712,779
Small Purchases	1	25
Subject to Statute other than CICA	1,741	236,643
KIND OF CONTRACT ACTION		
Initial Letter Contract	435	139,767
Def. Contract Superseding Letter	0	0
New Definitive Contract	996	371,729
Small Purchase Procedure	2	50
Order Under IDC	2,797	514,071
Order Under BOA	0	0
Order /Mod Under GSA Schedule	1,065	78,413
Order/Mod Under VA or OPM Schedule	87	4,709
Modifications	6,305	1,843,039
Termination for Default	0	0
Termination for Convenience	0	0
SYNOPSIS OF PROCUREMENT PRIOR TO AWARD		
Synopsized Prior to Award	4,892	1,524,607
Not Synopsized Due to Urgency	33	7,120
Not Synopsized for Other Reason	6,756	1,418,972

FEDERAL PROCUREMENT DATA SYSTEM
DEPARTMENT OF HEALTH AND HUMAN SERVICES
Actions Reported Individually on SF279
Fiscal Year 1995 Through Fourth Quarter

SOLICITATION PROCEDURE	Actions	Dollars (000)
Full and Open Competition - Sealed Bid	1,082	78,400
Full and Open Competition - Comp Proposal	3,581	1,729,676
Full and Open Competition - Combination	49	4,599
Architect Engineer	418	21,575
Basic Research	4	5,363
Multiple Award Schedule	1,117	81,793
Alternate Source/Reduced Cost	0	0
Alternate Source/Mobilization	0	0
Alternate Source/Eng R & D	0	0
Set-aside	1,117	180,819
Other than Full and Open Competition	2,558	610,724
FULL AND OPEN COMPETITION WITH ONLY ONE BIDDER/OFFERER	3,753	1,043,310
AUTHORITY FOR OTHER THAN FULL AND OPEN COMPETITION		
Only One Source	896	247,443
- Follow-on Contract	39	30,291
- Utilities (Regulated & Telecommunications)	5	2,657
Unusual & Compelling Urgency	61	8,175
Mobilization/Essential R&D	3	1,205
International Agreement	0	0
Authorized by Statute	1,497	353,876
Authorized Resale	0	0
National Security	0	0
Public Interest	1	25
EXTENT COMPLETED		
Completed	7,401	2,116,163
Not Available for Competition	2,756	527,779
Follow-on to Completed Action	33	18,634
Not Completed	1,491	288,123
TYPE OF CONTRACT		
Fixed Price	6,570	964,370
Cost Reimbursement	4,957	1,960,967
Time and Material	46	10,834
Labor Hour	108	14,528
TYPE OF CONTRACTOR		
Small Disadvantaged Business	1,980	405,477
Other Small Business	2,798	637,580
Large Business	2,818	844,043
Sheltered Workshops	23	6,978
Educational & Nonprofit	1,989	516,872
State & Local Government	2,639	529,412
Foreign Contractor	51	10,083
Domestic Contractor Performing Outside US	5	254
WOMAN-OWNED SMALL BUSINESS	655	141,815
PREFERENCE PROGRAMS		
Directed to Sheltered Workshop	14	5,870
8 (a) Program	1,226	308,794
Combined LSA/SB Set-aside	40	2,572
Small Business Set-aside	1,091	165,493
Labor Surplus Area Set-aside	9	1,282
Tie Bid Preference	0	0
Buy Indian/Self Determination Act	2,401	304,905
No Preference Program or Not Listed	6,900	2,161,783
SUBJECT TO LABOR STATUTES		
Walsh Healy Act - Manufacturer	1,429	201,598
Walsh Healy Act - Dealer	518	60,664
Service Contract Act	1,267	644,607
Davis Bacon Act	1,011	117,079
Not Subject to Above Acts	7,456	1,926,751
PRODUCT OR SERVICE		
Supplies & Equipment	1,262	185,165
ADP Equipment, Purchase and Lease	500	116,760
Research & Development	1,817	881,374
Construction	1,641	168,965
Architect & Engineering	447	36,928
Real Property, Purchase & Lease, or Maintenance	26	1,809
ADP Services (includes Installation & Maintenance)	735	401,129
Other Services	5,259	1,159,648

FEDERAL PROCUREMENT DATA SYSTEM
DEPARTMENT OF HOUSING AND URBAN DEVELOPMENT
Actions Reported in Summary on SF281
Fiscal Year 1995 Through Fourth Quarter

PART I - PRIME CONTRACTS							
PROCUREMENT METHODS	Number of Actions (a)	NET DOLLAR AMOUNTS (000)					
		Small Business Concerns (b)	Large Business Concerns (c)	Domestic Outside U.S./ Foreign (d)	Other Entities (e)	Total Dollars (f)	
1. Tariff or Regulated Acquisitions	0					0	
2. Contracts for Foreign Government or International Organization	0					0	
3. Small Purchases	4,770	6,508	2,011	0	202	8,721	
4. Delivery Orders - GSA Schedules Only	1,427	870	4,815	0	282	5,967	
5. Delivery Orders - Other Federal Schedules	235	142	516	0	295	953	
6. Delivery Orders - All Other	0	0	0	0	0	0	
7. Other Procurement Methods	16	0	0	0	188	188	
8. TOTAL NEW AWARDS AND MODIFICATIONS	6,470	7,520	7,342	0	1,977	16,839	
COMPETITION	9. Competed	2,024	3,659	2,353	0	7,320	7,715
	10. Not Competed	1,975	2,416	1,252	0	213	3,317
	11. Not Available for Competition	2,471	1,445	3,737	0	1,572	5,807
MODIFICATIONS	12. TOTAL MODIFICATIONS (Excluding Line 3)	174					458

PART II - SELECTED SOCIOECONOMIC STATISTICS (Includes both new awards and modifications)					
PREFERENCE PROGRAMS			TYPE OF CONTRACTOR		
CATEGORY	Number of Actions (a)	Total net Dollars (b)	CATEGORY	Number of Actions (a)	Total net Dollars (b)
13. Small Business - Small Purchase Set-Aside	3,176	6,508	18. Small Disadvantaged Business	371	992
14. Small Business Set-Aside	0	0	19. Woman-Owned Small Business	235	440
15. Labor Surplus Area Set-Aside	0	0	20. Sheltered Workshop	62	367
16. Combined Labor Surplus/ Small Business Set-Aside	0	0			
17. 8(a) Awards	0	0			

DEPARTMENT OF HOUSING AND URBAN DEVELOPMENT
Actions Reported Individually on SF279
Fiscal Year 1995 Through Fourth Quarter

	Actions	Dollars (000)
TOTAL	715	213,185
CICA APPLICABILITY		
Pre-CICA	0	0
CICA Awards	715	213,185
Small Purchases	0	0
Subject to Statute other than CICA	0	0
KIND OF CONTRACT ACTION		
Initial Letter Contract	0	0
Def. Contract Superseding Letter	0	0
New Definitive Contract	30	3,750
Small Purchase Procedure	0	0
Order Under IDC	285	40,781
Order Under BOA	0	0
Order /Mod Under GSA Schedule	0	0
Order/Mod Under VA or OPM Schedule	0	0
Modifications	400	168,654
Termination for Default	0	0
Termination for Convenience	0	0
SYNOPSIS OF PROCUREMENT PRIOR TO AWARD		
Synopsized Prior to Award	291	22,807
Not Synopsized Due to Urgency	1	6
Not Synopsized for Other Reason	423	190,372

FEDERAL PROCUREMENT DATA SYSTEM
DEPARTMENT OF HOUSING AND URBAN DEVELOPMENT
 Actions Reported Individually on SF279
 Fiscal Year 1995 Through Fourth Quarter

SOLICITATION PROCEDURE	Actions	Dollars (000)
Full and Open Competition - Sealed Bid	70	426
Full and Open Competition - Comp Proposal	443	184,456
Full and Open Competition - Combination	0	0
Architect Engineer	0	0
Basic Research	0	0
Multiple Award Schedule	5	6,803
Alternate Source/Reduced Cost	0	0
Alternate Source/Mobilization	0	0
Alternate Source/Eng R & D	0	0
Set-aside	96	6,422
Other than Full and Open Competition	101	15,078
FULL AND OPEN COMPETITION WITH ONLY ONE BIDDER/OFFERER	321	173,981
AUTHORITY FOR OTHER THAN FULL AND OPEN COMPETITION		
Only One Source	8	2,447
- Follow-on Contract	0	0
- Utilities (Regulated & Telecommunications)	4	1,913
Unusual & Compelling Urgency	6	117
Mobilization/Essential R&D	0	0
International Agreement	0	0
Authorized by Statute	87	12,514
Authorized Resale	0	0
National Security	0	0
Public Interest	0	0
EXTENT COMPETED		
Competed	614	198,107
Not Available for Competition	91	14,427
Follow-on to Competed Action	0	0
Not Competed	10	651
TYPE OF CONTRACT		
Fixed Price	457	66,520
Cost Reimbursement	240	136,374
Time and Material	8	6,839
Labor Hour	10	3,452
TYPE OF CONTRACTOR		
Small Disadvantaged Business	121	15,277
Other Small Business	272	11,433
Large Business	300	176,265
Sheltered Workshops	0	0
Educational & Nonprofit	16	9,283
State & Local Government	6	927
Foreign Contractor	0	0
Domestic Contractor Performing Outside US	0	0
WOMAN-OWNED SMALL BUSINESS	63	5,157
PREFERENCE PROGRAMS		
Directed to Sheltered Workshop	0	0
8 (a) Program	87	12,514
Combined LSA/SB Set-aside	3	-35
Small Business Set-aside	200	7,806
Labor Surplus Area Set-aside	0	0
Tie Bid Preference	0	0
Buy Indian/Self Determination Act	0	0
No Preference Program or Not Listed	425	192,900
SUBJECT TO LABOR STATUTES		
Walsh Healy Act - Manufacturer	1	4
Walsh Healy Act - Dealer	4	311
Service Contract Act	122	47,110
Davis Bacon Act	17	927
Not Subject to Above Acts	571	164,833
PRODUCT OR SERVICE		
Supplies & Equipment	7	377
ADP Equipment, Purchase and Lease	0	0
Research & Development	0	0
Construction	45	5,309
Architect & Engineering	22	60
Real Property, Purchase & Lease, or Maintenance	0	0
ADP Services (includes Installation & Maintenance)	139	140,187
Other Services	502	67,252

**FEDERAL PROCUREMENT DATA SYSTEM
DEPARTMENT OF THE INTERIOR
Actions Reported in Summary on SF281
Fiscal Year 1995 Through Fourth Quarter**

PART I - PRIME CONTRACTS							
NEW AWARDS AND MODIFICATIONS	PROCUREMENT METHODS	Number of Actions (a)	NET DOLLAR AMOUNTS (000)				Total Dollars (f)
			Small Business Concerns (b)	Large Business Concerns (c)	Domestic Outside U.S./ Foreign (d)	Other Entities (e)	
	1. Tariff or Regulated Acquisitions	15,048					4,170
	2. Contracts for Foreign Government or International Organization	20					45
	3. Small Purchases	354,600	261,870	42,833	831	11,673	317,207
	4. Delivery Orders - GSA Schedules Only	55,415	33,425	45,833	38	378	79,674
	5. Delivery Orders - Other Federal Schedules	3,578	3,440	1,873	9	362	5,684
	6. Delivery Orders - All Other	8,480	8,961	3,515	365	1,074	13,915
	7. Other Procurement Methods	14,748	8,024	524	28	1,999	10,575
	8. TOTAL NEW AWARDS AND MODIFICATIONS	451,889	315,720	94,578	1,271	15,496	431,270
COMPETITION	9. Competed	155,613	174,678	57,723	289	3,106	236,000
	10. Not Competed	60,771	47,099	17,178	211	5,507	70,425
	11. Not Available for Competition	235,505	93,942	19,677	771	6,873	124,845
MODIFICATIONS	12. TOTAL MODIFICATIONS (Excluding Line 3)	8,361					2,326

PART II - SELECTED SOCIOECONOMIC STATISTICS (Includes both new awards and modifications)					
CATEGORY	PREFERENCE PROGRAMS		TYPE OF CONTRACTOR		
	Number of Actions (a)	Total net Dollars (b)	CATEGORY	Number of Actions (a)	Total net Dollars (b)
13. Small Business - Small Purchase Set-Aside	242,215	209,254	18. Small Disadvantaged Business	8,924	14,683
14. Small Business Set-Aside	2,901	3,869	19. Woman-Owned Small Business	14,589	17,811
15. Labor Surplus Area Set-Aside	4,948	3,945	20. Sheltered Workshop	95	226
16. Combined Labor Surplus/ Small Business Set-Aside	23,385	11,066			
17. 8(a) Awards	55	247			

**DEPARTMENT OF THE INTERIOR
Actions Reported Individually on SF279
Fiscal Year 1995 Through Fourth Quarter**

	Actions	Dollars (000)
TOTAL	13,481	1,506,552
CICA APPLICABILITY		
Pre-CICA	17	1,246
CICA Awards	12,445	1,440,237
Small Purchases	407	4,783
Subject to Statute other than CICA	611	60,289
KIND OF CONTRACT ACTION		
Initial Letter Contract	25	4,361
Def. Contract Superseding Letter	2	385
New Definitive Contract	2,088	428,760
Small Purchase Procedure	347	3,976
Order Under IDC	3,878	183,484
Order Under BOA	49	6,096
Order /Mod Under GSA Schedule	440	23,675
Order/Mod Under VA or OPM Schedule	0	0
Modifications	6,646	856,050
Termination for Default	4	-222
Termination for Convenience	2	-13
SYNOPSIS OF PROCUREMENT PRIOR TO AWARD		
Synopsized Prior to Award	9,454	1,165,937
Not Synopsized Due to Urgency	85	11,655
Not Synopsized for Other Reason	3,939	328,904

**FEDERAL PROCUREMENT DATA SYSTEM
DEPARTMENT OF THE INTERIOR
Actions Reported Individually on SF279
Fiscal Year 1995 Through Fourth Quarter**

SOLICITATION PROCEDURE	Actions	Dollars (000)
Full and Open Competition - Sealed Bid	2,265	350,683
Full and Open Competition - Comp Proposal	3,055	302,234
Full and Open Competition - Combination	77	6,511
Architect Engineer	1,135	73,643
Basic Research	6	403
Multiple Award Schedule	241	13,032
Alternate Source/Reduced Cost	1	36
Alternate Source/Mobilization	3	60
Alternate Source/Eng R & D	2	75
Set-aside	3,561	449,271
Other than Full and Open Competition	2,089	244,289
FULL AND OPEN COMPETITION WITH ONLY ONE BIDDER/OFFERER AUTHORITY FOR OTHER THAN FULL AND OPEN COMPETITION	794	51,715
Only One Source	540	58,065
- Follow-on Contract	47	1,610
- Utilities (Regulated & Telecommunications)	66	12,306
Unusual & Compelling Urgency	154	16,366
Mobilization/Essential R&D	5	92
International Agreement	10	823
Authorized by Statute	1,320	164,296
Authorized Resale	1	-34
National Security	0	0
Public Interest	69	4,881
EXTENT COMPETED		
Competed	10,913	1,215,959
Not Available for Competition	2,093	240,030
Follow-on to Competed Action	42	6,323
Not Competed	432	44,243
TYPE OF CONTRACT		
Fixed Price	12,147	1,311,327
Cost Reimbursement	920	174,172
Time and Material	152	9,141
Labor Hour	261	11,915
TYPE OF CONTRACTOR		
Small Disadvantaged Business	2,041	237,379
Other Small Business	7,034	477,875
Large Business	3,726	719,363
Sheltered Workshops	20	2,638
Educational & Nonprofit	148	11,077
State & Local Government	480	56,481
Foreign Contractor	28	1,665
Domestic Contractor Performing Outside US	3	77
WOMAN-OWNED SMALL BUSINESS	817	79,772
PREFERENCE PROGRAMS		
Directed to Sheltered Workshop	15	2,399
8 (a) Program	1,503	187,779
Combined LSA/SB Set-aside	266	8,344
Small Business Set-aside	2,124	90,462
Labor Surplus Area Set-aside	729	305,496
Tie Bid Preference	0	0
Buy Indian/Self Determination Act	417	65,057
No Preference Program or Not Listed	8,426	847,018
SUBJECT TO LABOR STATUTES		
Walsh Healy Act - Manufacturer	1,660	112,913
Walsh Healy Act - Dealer	1,109	61,290
Service Contract Act	3,287	267,377
Davis Bacon Act	3,470	778,257
Not Subject to Above Acts	3,954	286,718
PRODUCT OR SERVICE		
Supplies & Equipment	1,236	123,917
ADP Equipment, Purchase and Lease	1,195	51,257
Research & Development	81	6,080
Construction	3,486	779,605
Architect & Engineering	1,363	80,346
Real Property, Purchase & Lease, or Maintenance	390	20,784
ADP Services (includes Installation & Maintenance)	1,125	137,698
Other Services	4,605	306,865

**FEDERAL PROCUREMENT DATA SYSTEM
DEPARTMENT OF JUSTICE
Actions Reported in Summary on SF281
Fiscal Year 1995 Through Fourth Quarter**

PART I - PRIME CONTRACTS							
	PROCUREMENT METHODS	Number of Actions (a)	NET DOLLAR AMOUNTS (000)				Total Dollars (f)
			Small Business Concerns (b)	Large Business Concerns (c)	Domestic Outside U.S./ Foreign (d)	Other Entities (e)	
NEW AWARDS AND MODIFICATIONS	1. Tariff or Regulated Acquisitions	4,120					3,679
	2. Contracts for Foreign Government or International Organization	5					5
	3. Small Purchases	512,306	378,870	85,175	115	11,339	475,499
	4. Delivery Orders - GSA Schedules Only	65,010	53,781	60,010	26	168	113,985
	5. Delivery Orders - Other Federal Schedules	13,026	7,777	10,250	47	502	18,576
	6. Delivery Orders - All Other	14,954	6,649	21,317	0	15,799	43,765
	7. Other Procurement Methods	127,685	45,682	880	18	14,689	61,269
	8. TOTAL NEW AWARDS AND MODIFICATIONS	737,116	492,759	177,832	206	42,497	716,778
COMPETITION	9. Competed	202,364	220,215	101,397	57	15,685	337,808
	10. Not Competed	51,348	44,573	22,384	55	2,978	70,467
	11. Not Available for Competition	483,404	227,971	53,851	94	23,834	308,503
MODIFICATIONS	12. TOTAL MODIFICATIONS (Excluding Line 3)	22,932					8,244

PART II - SELECTED SOCIOECONOMIC STATISTICS (Includes both new awards and modifications)					
CATEGORY	PREFERENCE PROGRAMS		CATEGORY	TYPE OF CONTRACTOR	
	Number of Actions (a)	Total net Dollars (b)		Number of Actions (a)	Total net Dollars (b)
13. Small Business - Small Purchase Set-Aside	269,968	235,925	18. Small Disadvantaged Business	5,986	7,613
14. Small Business Set-Aside	115,519	105,415	19. Woman-Owned Small Business	18,275	20,582
15. Labor Surplus Area Set-Aside	3,615	2,957	20. Sheltered Workshop	140	235
16. Combined Labor Surplus/ Small Business Set-Aside	10,672	7,177			
17. 8(a) Awards	447	460			

**DEPARTMENT OF JUSTICE
Actions Reported Individually on SF279
Fiscal Year 1995 Through Fourth Quarter**

	Actions	Dollars (000)
TOTAL	18,262	1,853,581
CICA APPLICABILITY		
Pre-CICA	0	0
CICA Awards	18,097	1,854,275
Small Purchases	53	2,015
Subject to Statute other than CICA	51	820
KIND OF CONTRACT ACTION		
Initial Letter Contract	25	3,486
Def. Contract Superseding Letter	5	889
New Definitive Contract	845	496,155
Small Purchase Procedure	52	1,975
Order Under IDC	12,530	721,253
Order Under BOA	15	1,318
Order /Mod Under GSA Schedule	1,056	75,254
Order/Mod Under VA or OPM Schedule	21	1,379
Modifications	3,706	564,457
Termination for Default	3	-2,367
Termination for Convenience	4	-218
SYNOPSIS OF PROCUREMENT PRIOR TO AWARD		
Synopsized Prior to Award	15,227	1,497,355
Not Synopsized Due to Urgency	450	44,520
Not Synopsized for Other Reason	2,524	315,235

**FEDERAL PROCUREMENT DATA SYSTEM
DEPARTMENT OF JUSTICE
Actions Reported Individually on SF279
Fiscal Year 1995 Through Fourth Quarter**

	Actions	Dollars (000)
SELECTION PROCEDURE		
Full and Open Competition - Sealed Bid	5,502	543,061
Full and Open Competition - Comp Proposal	8,772	910,708
Full and Open Competition - Combination	53	5,914
Architect Engineer	204	20,988
Basic Research	0	0
Multiple Award Schedule	854	72,965
Alternate Source/Reduced Cost	2	388
Alternate Source/Mobilization	0	0
Alternate Source/Eng R & D	0	0
Set-aside	943	65,302
Other than Full and Open Competition	1,667	234,949
FULL AND OPEN COMPETITION WITH ONLY ONE BIDDER/OFFERER	1,485	150,894
AUTHORITY FOR OTHER THAN FULL AND OPEN COMPETITION		
Only One Source	325	69,858
- Follow-on Contract	4	1,084
- Utilities (Regulated & Telecommunications)	65	19,022
Unusual & Compelling Urgency	511	50,207
Mobilization/Essential R&D	0	0
International Agreement	0	0
Authorized by Statute	817	113,008
Authorized Resale	0	0
National Security	14	1,876
Public Interest	0	0
EXTENT COMPLETED		
Completed	16,629	1,644,615
Not Available for Competition	1,091	177,826
Follow-on to Completed Action	0	0
Not Completed	481	34,669
TYPE OF CONTRACT		
Fixed Price	16,334	1,503,076
Cost Reimbursement	155	170,266
Time and Material	1,621	160,106
Labor Hour	91	23,662
TYPE OF CONTRACTOR		
Small Disadvantaged Business	1,752	214,454
Other Small Business	5,549	441,672
Large Business	10,508	1,112,810
Sheltered Workshops	22	1,893
Educational & Nonprofit	209	68,261
State & Local Government	96	11,846
Foreign Contractor	31	4,138
Domestic Contractor Performing Outside US	34	2,036
WOMAN-OWNED SMALL BUSINESS	770	114,467
PREFERENCE PROGRAMS		
Directed to Sheltered Workshop	15	1,658
8 (a) Program	1,290	166,997
Combined LSA/SB Set-aside	6	396
Small Business Set-aside	932	59,643
Labor Surplus Area Set-aside	53	17,017
Tie Bid Preference	0	0
Buy Indian/Self Determination Act	0	0
No Preference Program or Not Listed	15,905	1,611,399
SUBJECT TO LABOR STATUTES		
Walsh Healy Act - Manufacturer	6,858	365,531
Walsh Healy Act - Dealer	3,524	249,286
Service Contract Act	5,518	592,695
Davis Bacon Act	689	371,490
Not Subject to Above Acts	1,612	277,908
PRODUCT OR SERVICE		
Supplies & Equipment	8,686	440,485
ADP Equipment, Purchase and Lease	1,815	203,204
Research & Development	8	3,083
Construction	664	367,364
Architect & Engineering	240	25,555
Real Property, Purchase & Lease, or Maintenance	86	6,898
ADP Services (includes Installation & Maintenance)	1,444	206,170
Other Services	5,319	610,822

**FEDERAL PROCUREMENT DATA SYSTEM
DEPARTMENT OF LABOR
Actions Reported in Summary on SF281
Fiscal Year 1995 Through Fourth Quarter**

PART I - PRIME CONTRACTS							
	PROCUREMENT METHODS	Number of Actions (a)	NET DOLLAR AMOUNTS (000)				Total Dollars (f)
			Small Business Concerns (b)	Large Business Concerns (c)	Domestic Outside U.S./ Foreign (d)	Other Entities (e)	
NEW AWARDS AND MODIFICATIONS	1. Tariff or Regulated Acquisitions	0					0
	2. Contracts for Foreign Government or International Organization	0					0
	3. Small Purchases	13,745	22,487	6,948	69	848	30,332
	4. Delivery Orders - GSA Schedules Only	4,130	4,833	6,565	192	33	11,623
	5. Delivery Orders - Other Federal Schedules	51	45	3	0	12	60
	6. Delivery Orders - All Other	50	10	4	0	121	135
	7. Other Procurement Methods	188	23	1	0	154	178
	8. TOTAL NEW AWARDS AND MODIFICATIONS	18,164	27,378	13,521	261	1,168	42,328
COMPETITION	9. Competed	5,896	11,517	9,216	218	453	21,404
	10. Not Competed	3,057	10,985	3,088	33	474	14,580
	11. Not Available for Competition	9,211	4,876	1,217	10	241	6,344
MODIFICATIONS	12. TOTAL MODIFICATIONS (Excluding Line 3)	1,045					1,424

PART II - SELECTED SOCIOECONOMIC STATISTICS (Includes both new awards and modifications)					
PREFERENCE PROGRAMS			TYPE OF CONTRACTOR		
CATEGORY	Number of Actions (a)	Total net Dollars (b)	CATEGORY	Number of Actions (a)	Total net Dollars (b)
13. Small Business - Small Purchase Set-Aside	7,226	17,934	18. Small Disadvantaged Business	1,411	3,933
14. Small Business Set-Aside	174	916	19. Women-Owned Small Business	503	1,470
15. Labor Surplus Area Set-Aside	605	1,021	20. Sheltered Workshop	0	0
16. Combined Labor Surplus/ Small Business Set-Aside	1,141	1,362			
17. 8(a) Awards	1	23			

**DEPARTMENT OF LABOR
Actions Reported Individually on SF279
Fiscal Year 1995 Through Fourth Quarter**

	Actions	Dollars (000)
TOTAL	1,775	800,718
CICA APPLICABILITY		
Pre-CICA	0	0
CICA Awards	1,775	800,718
Small Purchases	0	0
Subject to Statute other than CICA	0	0
KIND OF CONTRACT ACTION		
Initial Letter Contract	0	0
Def. Contract Superseding Letter	18	1,786
New Definitive Contract	190	111,968
Small Purchase Procedure	0	0
Order Under IDC	2	602
Order Under BOA	5	625
Order /Mod Under GSA Schedule	147	8,331
Order/Mod Under VA or OPM Schedule	0	0
Modifications	1,412	677,297
Termination for Default	1	109
Termination for Convenience	0	0
SYNOPSIS OF PROCUREMENT PRIOR TO AWARD		
Synopsized Prior to Award	1,299	716,728
Not Synopsized Due to Urgency	0	0
Not Synopsized for Other Reason	476	83,990

**FEDERAL PROCUREMENT DATA SYSTEM
DEPARTMENT OF LABOR
Actions Reported Individually on SF279
Fiscal Year 1995 Through Fourth Quarter**

	Actions	Dollars (000)
SELECTION PROCEDURE		
Full and Open Competition - Sealed Bid	50	20,086
Full and Open Competition - Comp Proposal	686	607,109
Full and Open Competition - Combination	3	2,131
Architect Engineer	102	18,997
Basic Research	0	0
Multiple Award Schedule	175	9,881
Alternate Source/Reduced Cost	0	0
Alternate Source/Mobilization	0	0
Alternate Source/Eng R & D	0	0
Set-aside	391	43,141
Other than Full and Open Competition	360	99,373
FULL AND OPEN COMPETITION WITH ONLY ONE BIDDER/OFFERER	194	222,360
AUTHORITY FOR OTHER THAN FULL AND OPEN COMPETITION		
Only One Source	84	17,146
- Follow-on Contract	1	49
- Utilities (Regulated & Telecommunications)	3	142
Unusual & Compelling Urgency	0	0
Mobilization/Essential R&D	0	0
International Agreement	0	0
Authorized by Statute	276	82,227
Authorized Resale	0	0
National Security	0	0
Public Interest	0	0
EXTENT COMPETED		
Competed	1,416	701,425
Not Available for Competition	312	85,652
Follow-on to Competed Action	0	0
Not Competed	47	13,641
TYPE OF CONTRACT		
Fixed Price	866	127,437
Cost Reimbursement	526	608,990
Time and Material	15	9,945
Labor Hour	368	54,346
TYPE OF CONTRACTOR		
Small Disadvantaged Business	328	84,964
Other Small Business	619	85,964
Large Business	626	474,890
Sheltered Workshops	0	0
Educational & Nonprofit	99	114,279
State & Local Government	98	40,233
Foreign Contractor	0	0
Domestic Contractor Performing Outside US	5	388
WOMAN-OWNED SMALL BUSINESS	120	23,161
PREFERENCE PROGRAMS		
Directed to Sheltered Workshop	0	0
8 (a) Program	198	39,862
Combined LSA/SB Set-aside	14	1,278
Small Business Set-aside	528	64,334
Labor Surplus Area Set-aside	106	134,732
Tie Bid Preference	0	0
Buy Indian/Self Determination Act	0	0
No Preference Program or Not Listed	928	560,512
SUBJECT TO LABOR STATUTES		
Walsh Healy Act - Manufacturer	136	9,718
Walsh Healy Act - Dealer	141	16,021
Service Contract Act	553	211,809
Davis Bacon Act	234	173,672
Not Subject to Above Acts	711	389,498
PRODUCT OR SERVICE		
Supplies & Equipment	102	5,646
ADP Equipment, Purchase and Lease	204	23,464
Research & Development	6	1,363
Construction	98	30,392
Architect & Engineering	144	23,172
Real Property, Purchase & Lease, or Maintenance	41	4,723
ADP Services (includes Installation & Maintenance)	155	42,055
Other Services	1,025	669,903

**FEDERAL PROCUREMENT DATA SYSTEM
DEPARTMENT OF STATE
Actions Reported in Summary on SF281
Fiscal Year 1995 Through Fourth Quarter**

PART I - PRIME CONTRACTS							
	PROCUREMENT METHODS	Number of Actions (a)	NET DOLLAR AMOUNTS (000)				
			Small Business Concerns (b)	Large Business Concerns (c)	Domestic Outside U.S./ Foreign (d)	Other Entities (e)	Total Dollars (f)
NEW AWARDS AND MODIFICATIONS	1. Tariff or Regulated Acquisitions	0				0	
	2. Contracts for Foreign Government or International Organization	0				0	
	3. Small Purchases	105,635	34,849	26,491	151,784	6,187	218,291
	4. Delivery Orders - GSA Schedules Only	2,792	4,436	6,961	105	862	12,364
	5. Delivery Orders - Other Federal Schedules	1,337	1,812	4,639	241	119	6,811
	6. Delivery Orders - All Other	5,005	4,622	2,979	12,562	175	20,338
	7. Other Procurement Methods	12,736	11,770	984	17,311	4,486	34,551
	8. TOTAL NEW AWARDS AND MODIFICATIONS	127,505	57,489	42,054	182,003	11,808	283,355
COMPETITION	9. Competed	60,265	32,748	24,570	125,244	7,484	190,026
	10. Not Competed	22,625	12,933	11,107	26,287	1,070	51,397
	11. Not Available for Competition	44,615	11,808	6,377	30,472	3,275	51,832
MODIFICATIONS	12. TOTAL MODIFICATIONS (Excluding Line 3)	788					443

PART II - SELECTED SOCIOECONOMIC STATISTICS (includes both new awards and modifications)					
PREFERENCE PROGRAMS			TYPE OF CONTRACTOR		
CATEGORY	Number of Actions (a)	Total net Dollars (b)	CATEGORY	Number of Actions (a)	Total net Dollars (b)
13. Small Business - Small Purchase Set-Aside	1,388	5,511	18. Small Disadvantaged Business	2,024	5,305
14. Small Business Set-Aside	485	2,545	19. Woman-Owned Small Business	2,536	5,876
15. Labor Surplus Area Set-Aside	1	4	20. Sheltered Workshop	4	6
16. Combined Labor Surplus/ Small Business Set-Aside	12	90			
17. 8(a) Awards	203	1,593			

**DEPARTMENT OF STATE
Actions Reported Individually on SF279
Fiscal Year 1995 Through Fourth Quarter**

	Actions	Dollars (000)
TOTAL	4,032	740,334
CICA APPLICABILITY		
Pre-CICA	31	10,722
CICA Awards	3,692	684,807
Small Purchases	0	0
Subject to Statute other than CICA	304	44,563
KIND OF CONTRACT ACTION		
Initial Letter Contract	4	2,206
Def. Contract Superseding Letter	1	72
New Definitive Contract	970	231,947
Small Purchase Procedure	0	0
Order Under IDC	1,159	155,583
Order Under BOA	12	2,527
Order /Mod Under GSA Schedule	313	24,928
Order/Mod Under VA or OPM Schedule	1	59
Modifications	1,572	323,012
Termination for Default	0	0
Termination for Convenience	0	0
SYNOPSIS OF PROCUREMENT PRIOR TO AWARD		
Synopsized Prior to Award	1,940	440,244
Not Synopsized Due to Urgency	132	58,598
Not Synopsized for Other Reason	1,955	241,250

**FEDERAL PROCUREMENT DATA SYSTEM
DEPARTMENT OF STATE
Actions Reported Individually on SF279
Fiscal Year 1995 Through Fourth Quarter**

	Actions	Dollars (000)
SELECTION PROCEDURE		
Full and Open Competition - Sealed Bid	635	134,154
Full and Open Competition - Comp Proposal	1,275	245,871
Full and Open Competition - Combination	12	1,503
Architect Engineer	90	11,637
Basic Research	0	0
Multiple Award Schedule	302	23,005
Alternate Source/Reduced Cost	0	0
Alternate Source/Mobilization	1	343
Alternate Source/Eng R & D	0	0
Set-aside	101	38,687
Other than Full and Open Competition	1,076	229,607
FULL AND OPEN COMPETITION WITH ONLY ONE BIDDER/OFFERER	304	71,598
AUTHORITY FOR OTHER THAN FULL AND OPEN COMPETITION		
Only One Source	384	45,578
- Follow-on Contract	12	3,206
- Utilities (Regulated & Telecommunications)	0	0
Unusual & Compelling Urgency	190	78,713
Mobilization/Essential R&D	0	0
International Agreement	8	1,267
Authorized by Statute	459	88,230
Authorized Resale	3	6,107
National Security	32	9,714
Public Interest	0	0
EXTENT COMPLETED		
Completed	3,102	555,501
Not Available for Competition	683	143,573
Follow-on to Completed Action	21	4,852
Not Completed	221	36,166
TYPE OF CONTRACT		
Fixed Price	2,889	439,807
Cost Reimbursement	189	154,114
Time and Material	88	19,702
Labor Hour	851	126,469
TYPE OF CONTRACTOR		
Small Disadvantaged Business	659	129,619
Other Small Business	947	130,726
Large Business	1,149	290,551
Sheltered Workshops	3	135
Educational & Nonprofit	37	21,497
State & Local Government	0	0
Foreign Contractor	1,156	154,620
Domestic Contractor Performing Outside US	76	12,944
WOMAN-OWNED SMALL BUSINESS	231	33,821
PREFERENCE PROGRAMS		
Directed to Sheltered Workshop	0	0
8 (a) Program	481	91,849
Combined LSA/SB Set-aside	2	124
Small Business Set-aside	314	51,165
Labor Surplus Area Set-aside	3	241
Tie Bid Preference	0	0
Buy Indian/Self Determination Act	2	60
No Preference Program or Not Listed	3,225	596,653
SUBJECT TO LABOR STATUTES		
Walsh Healy Act - Manufacturer	783	94,464
Walsh Healy Act - Dealer	152	28,867
Service Contract Act	727	194,023
Davis Bacon Act	9	2,946
Not Subject to Above Acts	2,356	419,792
PRODUCT OR SERVICE		
Supplies & Equipment	680	62,080
ADP Equipment, Purchase and Lease	446	68,825
Research & Development	2	1,275
Construction	265	125,941
Architect & Engineering	179	25,626
Real Property, Purchase & Lease, or Maintenance	14	1,527
ADP Services (includes Installation & Maintenance)	465	100,385
Other Services	1,981	354,675

**FEDERAL PROCUREMENT DATA SYSTEM
DEPARTMENT OF TRANSPORTATION
Actions Reported in Summary on SF281
Fiscal Year 1995 Through Fourth Quarter**

PART I - PRIME CONTRACTS							
	PROCUREMENT METHODS	Number of Actions (a)	NET DOLLAR AMOUNTS (000)				
			Small Business Concerns (b)	Large Business Concerns (c)	Domestic Outside U.S./ Foreign (d)	Other Entities (e)	Total Dollars (f)
NEW AWARDS AND MODIFICATIONS	1. Tariff or Regulated Acquisitions	359				1,820	
	2. Contracts for Foreign Government or International Organization	3				8	
	3. Small Purchases	186,697	260,145	100,065	1,599	7,518	369,327
	4. Delivery Orders - GSA Schedules Only	18,346	30,864	32,413	216	180	63,673
	5. Delivery Orders - Other Federal Schedules	2,511	4,752	3,384	6	441	8,583
	6. Delivery Orders - All Other	15,131	7,644	13,688	541	815	22,698
	7. Other Procurement Methods	5,882	10,331	3,058	111	3,205	16,705
	8. TOTAL NEW AWARDS AND MODIFICATIONS	229,039	313,738	152,818	2,473	12,159	482,914
COMPETITION	9. Competed	83,263	178,678	81,567	778	4,102	266,125
	10. Not Competed	80,630	99,617	57,958	1,522	4,013	163,110
	11. Not Available for Competition	55,146	34,441	13,093	173	4,044	53,679
MODIFICATIONS	12. TOTAL MODIFICATIONS (Excluding Line 3)	6,578					13,574

PART II - SELECTED SOCIOECONOMIC STATISTICS (Includes both new awards and modifications)					
PREFERENCE PROGRAMS			TYPE OF CONTRACTOR		
CATEGORY	Number of Actions (a)	Total net Dollars (b)	CATEGORY	Number of Actions (a)	Total net Dollars (b)
13. Small Business - Small Purchase Set-Aside	66,825	120,136	18. Small Disadvantaged Business	4,768	17,746
14. Small Business Set-Aside	17,931	48,344	19. Woman-Owned Small Business	6,823	19,204
15. Labor Surplus Area Set-Aside	24	135	20. Sheltered Workshop	20	58
16. Combined Labor Surplus/ Small Business Set-Aside	824	1,969			
17. 8(a) Awards	800	4,196			

**DEPARTMENT OF TRANSPORTATION
Actions Reported Individually on SF279
Fiscal Year 1995 Through Fourth Quarter**

	Actions	Dollars (000)
TOTAL	13,506	3,559,964
CICA APPLICABILITY		
Pre-CICA	16	3,764
CICA Awards	12,986	3,498,442
Small Purchases	376	4,560
Subject to Statute other than CICA	128	53,198
KIND OF CONTRACT ACTION		
Initial Letter Contract	25	10,912
Def. Contract Superseding Letter	0	0
New Definitive Contract	1,833	1,057,364
Small Purchase Procedure	317	4,428
Order Under IDC	2,955	393,290
Order Under BOA	52	7,080
Order /Mod Under GSA Schedule	442	25,173
Order/Mod Under VA or OPM Schedule	2	343
Modifications	7,878	2,061,574
Termination for Default	0	0
Termination for Convenience	2	-180
SYNOPSIS OF PROCUREMENT PRIOR TO AWARD		
Synopsized Prior to Award	9,443	2,248,154
Not Synopsized Due to Urgency	160	13,513
Not Synopsized for Other Reason	3,903	1,298,297

FEDERAL PROCUREMENT DATA SYSTEM
DEPARTMENT OF TRANSPORTATION
Actions Reported Individually on SF279
Fiscal Year 1995 Through Fourth Quarter

	Actions	Dollars (\$00)
SELECTION PROCEDURE		
Full and Open Competition - Sealed Bid	3,903	847,182
Full and Open Competition - Comp Proposal	3,312	1,584,810
Full and Open Competition - Combination	21	11,159
Architect Engineer	1,167	74,648
Basic Research	6	1,087
Multiple Award Schedule	473	27,520
Alternate Source/Reduced Cost	0	0
Alternate Source/Mobilization	0	0
Alternate Source/Eng R & D	0	0
Set-aside	504	93,919
Other than Full and Open Competition	3,600	858,017
FULL AND OPEN COMPETITION WITH ONLY ONE BIDDER/OFFERER	980	235,315
AUTHORITY FOR OTHER THAN FULL AND OPEN COMPETITION		
Only One Source	949	282,033
- Follow-on Contract	30	22,288
- Utilities (Regulated & Telecommunications)	21	3,567
Unusual & Compelling Urgency	197	16,404
Mobilization/Essential R&D	14	53,445
International Agreement	4	3,758
Authorized by Statute	2,434	502,187
Authorized Resale	0	0
National Security	0	0
Public Interest	2	190
EXTENT COMPETED		
Competed	9,969	2,695,648
Not Available for Competition	2,639	532,339
Follow-on to Competed Action	17	42,514
Not Competed	881	289,463
TYPE OF CONTRACT		
Fixed Price	10,410	2,055,008
Cost Reimbursement	2,092	1,223,369
Time and Material	605	166,332
Labor Hour	399	115,255
TYPE OF CONTRACTOR		
Small Disadvantaged Business	2,831	612,840
Other Small Business	5,343	923,481
Large Business	4,739	1,905,302
Sheltered Workshops	20	1,579
Educational & Nonprofit	256	50,499
State & Local Government	139	62,882
Foreign Contractor	72	2,974
Domestic Contractor Performing Outside US	6	407
WOMAN-OWNED SMALL BUSINESS	856	114,894
PREFERENCE PROGRAMS		
Directed to Sheltered Workshop	20	1,579
8 (a) Program	2,296	520,012
Combined LSA/SB Set-aside	11	675
Small Business Set-aside	1,099	100,013
Labor Surplus Area Set-aside	181	93,443
Tie Bid Preference	1	16
Buy Indian/Self Determination Act	5	53
No Preference Program or Not Listed	9,893	2,844,173
SUBJECT TO LABOR STATUTES		
Walsh Healy Act - Manufacturer	2,079	536,127
Walsh Healy Act - Dealer	1,351	257,101
Service Contract Act	2,616	672,789
Davis Bacon Act	2,892	550,578
Not Subject to Above Acts	4,568	1,543,369
PRODUCT OR SERVICE		
Supplies & Equipment	1,423	780,308
ADP Equipment, Purchase and Lease	714	369,613
Research & Development	1,103	252,508
Construction	3,058	598,570
Architect & Engineering	1,393	105,596
Real Property, Purchase & Lease, or Maintenance	14	3,370
ADP Services (includes Installation & Maintenance)	755	273,717
Other Services	5,046	1,176,282

**FEDERAL PROCUREMENT DATA SYSTEM
DEPARTMENT OF THE TREASURY
Actions Reported in Summary on SF281
Fiscal Year 1995 Through Fourth Quarter**

PART I - PRIME CONTRACTS							
	PROCUREMENT METHODS	Number of Actions (a)	NET DOLLAR AMOUNTS (000)				Total Dollars (f)
			Small Business Concerns (b)	Large Business Concerns (c)	Domestic Outside U.S./ Foreign (d)	Other Entities (e)	
NEW AWARDS AND MODIFICATIONS	1. Tariff or Regulated Acquisitions	0					0
	2. Contracts for Foreign Government or International Organization	0					0
	3. Small Purchases	78,012	115,485	40,445	122	1,110	157,162
	4. Delivery Orders - GSA Schedules Only	16,464	17,105	29,269	0	34	46,408
	5. Delivery Orders - Other Federal Schedules	153	103	271	0	45	419
	6. Delivery Orders - All Other	480	220	1,646	0	14	1,880
	7. Other Procurement Methods	162	961	30	0	195	1,186
	8. TOTAL NEW AWARDS AND MODIFICATIONS	95,271	133,874	71,661	122	1,398	207,055
COMPETITION	9. Competed	35,379	76,636	40,868	58	160	117,722
	10. Not Competed	15,322	29,302	13,534	56	607	43,499
	11. Not Available for Competition	44,570	27,936	17,259	8	631	45,834
MODIFICATIONS	12. TOTAL MODIFICATIONS (Excluding Line 3)	5,606					427

PART II - SELECTED SOCIOECONOMIC STATISTICS (Includes both new awards and modifications)					
PREFERENCE PROGRAMS			TYPE OF CONTRACTOR		
CATEGORY	Number of Actions (a)	Total net Dollars (b)	CATEGORY	Number of Actions (a)	Total net Dollars (b)
13. Small Business - Small Purchase Set-Aside	51,175	82,182	18. Small Disadvantaged Business	6,642	6,598
14. Small Business Set-Aside	60	115	19. Women-Owned Small Business	8,481	8,869
15. Labor Surplus Area Set-Aside	1,215	4,488	20. Sheltered Workshop	9	45
16. Combined Labor Surplus/ Small Business Set-Aside	14,331	7,896			
17. 8(a) Awards	84	821			

**DEPARTMENT OF THE TREASURY
Actions Reported Individually on SF279
Fiscal Year 1995 Through Fourth Quarter**

	Actions	Dollars (000)
TOTAL	10,734	1,884,154
CICA APPLICABILITY		
Pre-CICA		
CICA Awards	110	53,168
Small Purchases	10,208	1,785,785
Subject to Statute other than CICA	0	0
	342	40,946
KIND OF CONTRACT ACTION		
Initial Letter Contract	14	1,912
Def. Contract Superseding Letter	1	70
New Definitive Contract	731	298,968
Small Purchase Procedure	0	0
Order Under IDC	5,677	841,928
Order Under BOA	181	207,275
Order /Mod Under GSA Schedule	818	75,544
Order/Mod Under VA or OPM Schedule	0	0
Modifications	3,262	460,411
Termination for Default	0	0
Termination for Convenience	50	-1,954
SYNOPSIS OF PROCUREMENT PRIOR TO AWARD		
Synopsized Prior to Award	769	335,715
Not Synopsized Due to Urgency	77	24,198
Not Synopsized for Other Reason	9,814	1,519,986

FEDERAL PROCUREMENT DATA SYSTEM
DEPARTMENT OF THE TREASURY
Actions Reported Individually on SF279
Fiscal Year 1995 Through Fourth Quarter

SELECTION PROCEDURE	Actions	Dollars (\$00)
Full and Open Competition - Sealed Bid	515	347,421
Full and Open Competition - Comp Proposal	5,333	812,603
Full and Open Competition - Combination	9	1,847
Architect Engineer	93	11,695
Basic Research	0	0
Multiple Award Schedule	754	66,805
Alternate Source/Reduced Cost	1	31
Alternate Source/Mobilization	0	0
Alternate Source/Eng R & D	0	0
Set-aside	1,205	107,713
Other than Full and Open Competition	2,298	437,670
FULL AND OPEN COMPETITION WITH ONLY ONE BIDDER/OFFERER	420	133,967
AUTHORITY FOR OTHER THAN FULL AND OPEN COMPETITION		
Only One Source	847	148,641
- Follow-on Contract	0	0
- Utilities (Regulated & Telecommunications)	72	10,888
Unusual & Compelling Urgency	231	60,019
Mobilization/Essential R&D	0	0
International Agreement	3	19
Authorized by Statute	1,100	228,081
Authorized Resale	0	0
National Security	17	910
Public Interest	0	0
EXTENT COMPETED		
Competed	8,233	1,441,804
Not Available for Competition	1,379	262,251
Follow-on to Competed Action	0	0
Not Competed	1,048	175,844
TYPE OF CONTRACT		
Fixed Price	9,584	1,593,569
Cost Reimbursement	564	242,315
Time and Material	79	5,654
Labor Hour	433	38,361
TYPE OF CONTRACTOR		
Small Disadvantaged Business	1,180	219,474
Other Small Business	3,928	297,899
Large Business	5,320	1,247,528
Sheltered Workshops	79	30,741
Educational & Nonprofit	40	31,304
State & Local Government	17	1,009
Foreign Contractor	80	51,156
Domestic Contractor Performing Outside US	16	788
WOMAN-OWNED SMALL BUSINESS	538	65,968
PREFERENCE PROGRAMS		
Directed to Sheltered Workshop	51	7,991
8 (a) Program	900	192,547
Combined LSA/SB Set-aside	84	3,505
Small Business Set-aside	1,100	102,840
Labor Surplus Area Set-aside	25	1,815
Tie Bid Preference	3	-6
Buy Indian/Self Determination Act	0	0
No Preference Program or Not Listed	8,497	1,571,207
SUBJECT TO LABOR STATUTES		
Walsh Healy Act - Manufacturer	3,429	621,507
Walsh Healy Act - Dealer	2,893	420,525
Service Contract Act	1,536	376,624
Davis Bacon Act	147	22,657
Not Subject to Above Acts	2,655	438,586
PRODUCT OR SERVICE		
Supplies & Equipment	2,696	705,133
ADP Equipment, Purchase and Lease	3,107	365,630
Research & Development	19	27,968
Construction	193	29,489
Architect & Engineering	138	13,672
Real Property, Purchase & Lease, or Maintenance	35	7,013
ADP Services (includes Installation & Maintenance)	1,716	393,752
Other Services	2,830	341,497

**FEDERAL PROCUREMENT DATA SYSTEM
DEPARTMENT OF VETERANS AFFAIRS
Actions Reported in Summary on SF281
Fiscal Year 1995 Through Fourth Quarter**

PART I - PRIME CONTRACTS							
	PROCUREMENT METHODS	Number of Actions (a)	NET DOLLAR AMOUNTS (000)				Total Dollars (f)
			Small Business Concerns (b)	Large Business Concerns (c)	Domestic Outside U.S./ Foreign (d)	Other Entities (e)	
NEW AWARDS AND MODIFICATIONS	1. Tariff or Regulated Acquisitions	9,286					37,966
	2. Contracts for Foreign Government or International Organization	3					9
	3. Small Purchases	1,390,657	597,676	380,134	522	30,839	1,008,171
	4. Delivery Orders - GSA Schedules Only	106,674	82,549	84,628	58	537	167,772
	5. Delivery Orders - Other Federal Schedules	557,088	176,602	449,565	132	1,584	627,883
	6. Delivery Orders - All Other	96,086	63,663	64,363	188	5,314	133,528
	7. Other Procurement Methods	23,437	11,641	5,186	78	7,246	24,161
	8. TOTAL NEW AWARDS AND MODIFICATIONS	2,183,231	932,131	983,886	978	45,520	2,000,490
COMPETITION	9. Competed	865,396	448,379	643,648	479	5,790	1,098,296
	10. Not Competed	42,263	41,517	42,089	55	9,314	92,975
	11. Not Available for Competition	1,275,572	442,235	298,149	444	30,416	809,219
MODIFICATIONS	12. TOTAL MODIFICATIONS (Excluding Line 3)	131					201

PART II - SELECTED SOCIOECONOMIC STATISTICS (Includes both new awards and modifications)					
PREFERENCE PROGRAMS			TYPE OF CONTRACTOR		
CATEGORY	Number of Actions (a)	Total net Dollars (b)	CATEGORY	Number of Actions (a)	Total net Dollars (b)
13. Small Business - Small Purchase Set-Aside	371,366	189,657	18. Small Disadvantaged Business	64,185	67,981
14. Small Business Set-Aside	240,920	226,765	19. Woman-Owned Small Business	105,719	113,286
15. Labor Surplus Area Set-Aside	270,640	244,350	20. Sheltered Workshop	3,761	3,510
16. Combined Labor Surplus/ Small Business Set-Aside	0	0			
17. 8(a) Awards	3,563	5,818			

**DEPARTMENT OF VETERANS AFFAIRS
Actions Reported Individually on SF279
Fiscal Year 1995 Through Fourth Quarter**

	Actions	Dollars (000)
TOTAL	31,481	2,605,312
CICA APPLICABILITY		
Pre-CICA	454	72,185
CICA Awards	30,566	2,521,336
Small Purchases	359	4,591
Subject to Statute other than CICA	32	2,921
KIND OF CONTRACT ACTION		
Initial Letter Contract	73	13,556
Def. Contract Superseding Letter	1	2
New Definitive Contract	5,343	1,045,179
Small Purchase Procedure	346	4,525
Order Under IDC	20,950	872,369
Order Under BOA	258	45,852
Order /Mod Under GSA Schedule	1,345	88,123
Order/Mod Under VA or OPM Schedule	2,155	376,537
Modifications	1,007	60,669
Termination for Default	1	513
Termination for Convenience	2	-13
SYNOPSIS OF PROCUREMENT PRIOR TO AWARD		
Synopsized Prior to Award	11,514	1,719,417
Not Synopsized Due to Urgency	208	13,036
Not Synopsized for Other Reason	19,689	868,580

FEDERAL PROCUREMENT DATA SYSTEM
DEPARTMENT OF VETERANS AFFAIRS
Actions Reported Individually on SF279
Fiscal Year 1995 Through Fourth Quarter

SOLICITATION PROCEDURE	Actions	Dollars (000)
Full and Open Competition - Sealed Bid	3,165	596,829
Full and Open Competition - Comp Proposal	5,576	882,218
Full and Open Competition - Combination	54	2,280
Architect Engineer	488	32,355
Basic Research	3	752
Multiple Award Schedule	2,557	171,549
Alternate Source/Reduced Cost	1	26
Alternate Source/Mobilization	0	0
Alternate Source/Eng R & D	0	0
Set-aside	1,657	99,345
Other than Full and Open Competition	17,065	735,982
FULL AND OPEN COMPETITION WITH ONLY ONE BIDDER/OFFERER	1,890	86,975
AUTHORITY FOR OTHER THAN FULL AND OPEN COMPETITION		
Only One Source	2,354	189,860
- Follow-on Contract	62	4,040
- Utilities (Regulated & Telecommunications)	1,570	124,840
Unusual & Compelling Urgency	228	14,429
Mobilization/Essential R&D	4	196
International Agreement	0	0
Authorized by Statute	14,475	531,390
Authorized Resale	4	107
National Security	0	0
Public Interest	0	0
EXTENT COMPLETED		
Completed	13,873	1,820,651
Not Available for Competition	16,592	721,544
Follow-on to Completed Action	63	3,919
Not Completed	883	54,919
TYPE OF CONTRACT		
Fixed Price	31,295	2,587,235
Cost Reimbursement	105	5,035
Time and Material	6	766
Labor Hour	5	7,997
TYPE OF CONTRACTOR		
Small Disadvantaged Business	1,787	292,768
Other Small Business	10,278	657,890
Large Business	16,511	1,500,544
Sheltered Workshops	19	1,989
Educational & Nonprofit	1,550	60,877
State & Local Government	1,235	85,991
Foreign Contractor	3	105
Domestic Contractor Performing Outside US	18	889
WOMAN-OWNED SMALL BUSINESS	1,522	107,851
PREFERENCE PROGRAMS		
Directed to Sheltered Workshop	18	1,914
8 (a) Program	920	208,980
Combined LSA/SB Set-aside	189	8,646
Small Business Set-aside	1,297	87,378
Labor Surplus Area Set-aside	165	14,055
Tie Bid Preference	7	40
Buy Indian/Self Determination Act	0	0
No Preference Program or Not Listed	28,835	2,280,020
SUBJECT TO LABOR STATUTES		
Walsh Healy Act - Manufacturer	4,695	449,419
Walsh Healy Act - Dealer	2,016	543,531
Service Contract Act	17,236	488,764
Davis Bacon Act	2,008	732,827
Not Subject to Above Acts	5,456	386,392
PRODUCT OR SERVICE		
Supplies & Equipment	6,095	825,142
ADP Equipment, Purchase and Lease	1,141	182,276
Research & Development	30	2,664
Construction	2,005	732,528
Architect & Engineering	612	38,486
Real Property, Purchase & Lease, or Maintenance	249	20,679
ADP Services (includes Installation & Maintenance)	180	38,434
Other Services	21,169	765,103

FEDERAL PROCUREMENT DATA SYSTEM
ADMINISTRATIVE CONFERENCE OF THE U.S.
Actions Reported in Summary on SF281
Fiscal Year 1995 Through Fourth Quarter

PART I - PRIME CONTRACTS							
	PROCUREMENT METHODS	Number of Actions (a)	NET DOLLAR AMOUNTS (000)				Total Dollars (f)
			Small Business Concerns (b)	Large Business Concerns (c)	Domestic Outside U.S./ Foreign (d)	Other Entities (e)	
NEW AWARDS AND MODIFICATIONS	1. Tariff or Regulated Acquisitions	21					4
	2. Contracts for Foreign Government or International Organization	0					0
	3. Small Purchases	83	89	32	0	0	121
	4. Delivery Orders - GSA Schedules Only	6	0	1	0	0	1
	5. Delivery Orders - Other Federal Schedules	7	0	14	0	0	14
	6. Delivery Orders - All Other	13	9	0	0	0	9
	7. Other Procurement Methods	0	0	0	0	0	0
	8. TOTAL NEW AWARDS AND MODIFICATIONS	140	98	47	0	0	149
COMPETITION	9. Competed	1	0	4	0	0	4
	10. Not Competed	0	0	0	0	0	0
	11. Not Available for Competition	139	98	43	0	0	145
MODIFICATIONS	12. TOTAL MODIFICATIONS (Excluding Line 3)	36					28

PART II - SELECTED SOCIOECONOMIC STATISTICS (Includes both new awards and modifications)					
PREFERENCE PROGRAMS			TYPE OF CONTRACTOR		
CATEGORY	Number of Actions (a)	Total net Dollars (b)	CATEGORY	Number of Actions (a)	Total net Dollars (b)
13. Small Business - Small Purchase Set-Aside	78	73	18. Small Disadvantaged Business	6	16
14. Small Business Set-Aside	0	0	19. Woman-Owned Small Business	0	0
15. Labor Surplus Area Set-Aside	0	0	20. Sheltered Workshop	0	0
16. Combined Labor Surplus/ Small Business Set-Aside	0	0			
17. 8(a) Awards	0	0			

ADMINISTRATIVE CONFERENCE OF THE U.S.
Actions Reported Individually on SF279
Fiscal Year 1995 Through Fourth Quarter

	Actions	Dollars (000)
TOTAL	0	0
CICA APPLICABILITY		
Pre-CICA	0	0
CICA Awards	0	0
Small Purchases	0	0
Subject to Statute other than CICA	0	0
KIND OF CONTRACT ACTION		
Initial Letter Contract	0	0
Def. Contract Superseding Letter	0	0
New Definitive Contract	0	0
Small Purchase Procedure	0	0
Order Under IDC	0	0
Order Under BOA	0	0
Order /Mod Under GSA Schedule	0	0
Order/Mod Under VA or OPM Schedule	0	0
Modifications	0	0
Termination for Default	0	0
Termination for Convenience	0	0
SYNOPSIS OF PROCUREMENT PRIOR TO AWARD		
Synopsized Prior to Award	0	0
Not Synopsized Due to Urgency	0	0
Not Synopsized for Other Reason	0	0

FEDERAL PROCUREMENT DATA SYSTEM
ADMINISTRATIVE CONFERENCE OF THE U.S.
 Actions Reported Individually on SF279
 Fiscal Year 1995 Through Fourth Quarter

	Actions	Dollars (000)
SELECTION PROCEDURE		
Full and Open Competition - Sealed Bid	0	0
Full and Open Competition - Comp Proposal	0	0
Full and Open Competition - Combination	0	0
Architect Engineer	0	0
Basic Research	0	0
Multiple Award Schedule	0	0
Alternate Source/Reduced Cost	0	0
Alternate Source/Mobilization	0	0
Alternate Source/Eng R & D	0	0
Set-aside	0	0
Other than Full and Open Competition	0	0
FULL AND OPEN COMPETITION WITH ONLY ONE BIDDER/OFFERER		
AUTHORITY FOR OTHER THAN FULL AND OPEN COMPETITION		
Only One Source	0	0
- Follow-on Contract	0	0
- Utilities (Regulated & Telecommunications)	0	0
Unusual & Compelling Urgency	0	0
Mobilization/Essential R&D	0	0
International Agreement	0	0
Authorized by Statute	0	0
Authorized Resale	0	0
National Security	0	0
Public Interest	0	0
EXTENT COMPETED		
Competed	0	0
Not Available for Competition	0	0
Follow-on to Competed Action	0	0
Not Competed	0	0
TYPE OF CONTRACT		
Fixed Price	0	0
Cost Reimbursement	0	0
Time and Material	0	0
Labor Hour	0	0
TYPE OF CONTRACTOR		
Small Disadvantaged Business	0	0
Other Small Business	0	0
Large Business	0	0
Sheltered Workshops	0	0
Educational & Nonprofit	0	0
State & Local Government	0	0
Foreign Contractor	0	0
Domestic Contractor Performing Outside US	0	0
WOMAN-OWNED SMALL BUSINESS		
PREFERENCE PROGRAMS		
Directed to Sheltered Workshop	0	0
8 (a) Program	0	0
Combined LSA/SB Set-aside	0	0
Small Business Set-aside	0	0
Labor Surplus Area Set-aside	0	0
Tie Bid Preference	0	0
Buy Indian/Self Determination Act	0	0
No Preference Program or Not Listed	0	0
SUBJECT TO LABOR STATUTES		
Walsh Healy Act - Manufacturer	0	0
Walsh Healy Act - Dealer	0	0
Service Contract Act	0	0
Davis Bacon Act	0	0
Not Subject to Above Acts	0	0
PRODUCT OR SERVICE		
Supplies & Equipment	0	0
ADP Equipment, Purchase and Lease	0	0
Research & Development	0	0
Construction	0	0
Architect & Engineering	0	0
Real Property, Purchase & Lease, or Maintenance	0	0
ADP Services (includes Installation & Maintenance)	0	0
Other Services	0	0

FEDERAL PROCUREMENT DATA SYSTEM
AGENCY FOR INTERNATIONAL DEVELOPMENT
Actions Reported in Summary on SF281
Fiscal Year 1995 Through Fourth Quarter

PART I - PRIME CONTRACTS							
	PROCUREMENT METHODS	Number of Actions (a)	NET DOLLAR AMOUNTS (000)				
			Small Business Concerns (b)	Large Business Concerns (c)	Domestic Outside U.S./ Foreign (d)	Other Entities (e)	Total Dollars (f)
NEW AWARDS AND MODIFICATIONS	1. Tariff or Regulated Acquisitions	0				0	
	2. Contracts for Foreign Government or International Organization	0				0	
	3. Small Purchases	6,863	6,677	1,849	11,600	88	20,214
	4. Delivery Orders - GSA Schedules Only	229	829	1,409	52	3	2,293
	5. Delivery Orders - Other Federal Schedules	122	499	599	0	0	1,098
	6. Delivery Orders - All Other	0	0	0	0	0	0
	7. Other Procurement Methods	521	747	0	2,706	75	3,528
	8. TOTAL NEW AWARDS AND MODIFICATIONS	7,735	8,752	3,857	14,358	166	27,133
COMPETITION	9. Competed	3,422	4,571	2,754	7,196	10	14,531
	10. Not Competed	2,765	3,672	789	6,472	80	11,014
	11. Not Available for Competition	1,548	509	314	690	76	1,588
MODIFICATIONS	12. TOTAL MODIFICATIONS (Excluding Line 3)	572					6,917

PART II - SELECTED SOCIOECONOMIC STATISTICS (Includes both new awards and modifications)					
PREFERENCE PROGRAMS			TYPE OF CONTRACTOR		
CATEGORY	Number of Actions (a)	Total net Dollars (b)	CATEGORY	Number of Actions (a)	Total net Dollars (b)
13. Small Business - Small Purchase Set-Aside	195	1,215	18. Small Disadvantaged Business	375	1,513
14. Small Business Set-Aside	1	17	19. Woman-Owned Small Business	114	275
15. Labor Surplus Area Set-Aside	0	0	20. Sheltered Workshop	0	0
16. Combined Labor Surplus/ Small Business Set-Aside	0	0			
17. 8(a) Awards	0				

AGENCY FOR INTERNATIONAL DEVELOPMENT
Actions Reported Individually on SF279
Fiscal Year 1995 Through Fourth Quarter

	Actions	Dollars (000)
TOTAL		
CICA APPLICABILITY	2,192	1,300,448
Pre-CICA	6	6,691
CICA Awards	1,448	1,090,417
Small Purchases	0	0
Subject to Statute other than CICA	738	203,340
KIND OF CONTRACT ACTION		
Initial Letter Contract	0	0
Def. Contract Superseding Letter	0	0
New Definitive Contract	523	294,214
Small Purchase Procedure	0	0
Order Under IDC	533	246,617
Order Under BOA	14	3,004
Order /Mod Under GSA Schedule	3	196
Order/Mod Under VA or OPM Schedule	0	0
Modifications	1,104	757,603
Termination for Default	1	-190
Termination for Convenience	14	-966
SYNOPSIS OF PROCUREMENT PRIOR TO AWARD		
Synopsized Prior to Award	1,283	1,066,334
Not Synopsized Due to Urgency	10	5,778
Not Synopsized for Other Reason	699	228,336

FEDERAL PROCUREMENT DATA SYSTEM
AGENCY FOR INTERNATIONAL DEVELOPMENT
 Actions Reported Individually on SF279
 Fiscal Year 1995 Through Fourth Quarter

SOLICITATION PROCEDURE	Actions	Dollars (\$00)
Full and Open Competition - Sealed Bid	56	34,605
Full and Open Competition - Comp Proposal	925	776,308
Full and Open Competition - Combination	59	69,605
Architect Engineer	9	2,759
Basic Research	2	1,602
Multiple Award Schedule	4	1,166
Alternate Source/Reduced Cost	0	0
Alternate Source/Mobilization	0	0
Alternate Source/Eng R & D	0	0
Set-aside	99	37,756
Other than Full and Open Competition	292	166,616
FULL AND OPEN COMPETITION WITH ONLY ONE BIDDER/OFFERER	206	148,670
AUTHORITY FOR OTHER THAN FULL AND OPEN COMPETITION		
Only One Source	48	36,244
- Follow-on Contract	16	10,590
- Utilities (Regulated & Telecommunications)	0	0
Unusual & Compelling Urgency	10	5,778
Mobilization/Essential R&D	12	2,096
International Agreement	0	0
Authorized by Statute	221	122,406
Authorized Resale	0	0
National Security	0	0
Public Interest	1	92
EXTENT COMPETED		
Competed	1,347	1,052,265
Not Available for Competition	684	167,328
Follow-on to Completed Action	5	166
Not Completed	156	80,689
TYPE OF CONTRACT		
Fixed Price	319	129,091
Cost Reimbursement	624	792,080
Time and Material	771	322,608
Labor Hour	478	56,669
TYPE OF CONTRACTOR		
Small Disadvantaged Business	273	92,792
Other Small Business	347	178,872
Large Business	344	295,779
Sheltered Workshops	2	194
Educational & Nonprofit	108	177,494
State & Local Government	76	26,161
Foreign Contractor	312	29,457
Domestic Contractor Performing Outside US	730	499,699
WOMAN-OWNED SMALL BUSINESS	89	32,091
PREFERENCE PROGRAMS		
Directed to Sheltered Workshop	2	194
8 (a) Program	175	55,677
Combined LSA/SB Set-aside	0	0
Small Business Set-aside	82	42,664
Labor Surplus Area Set-aside	0	0
Tie Bid Preference	2	1,702
Buy Indian/Self Determination Act	0	0
No Preference Program or Not Listed	1,931	1,200,211
SUBJECT TO LABOR STATUTES		
Walsh Healy Act - Manufacturer	33	47,840
Walsh Healy Act - Dealer	10	3,436
Service Contract Act	148	146,936
Davis Bacon Act	2	1,430
Not Subject to Above Acts	1,999	1,100,806
PRODUCT OR SERVICE		
Supplies & Equipment	51	29,249
ADP Equipment, Purchase and Lease	33	14,641
Research & Development	34	18,126
Construction	9	1,808
Architect & Engineering	48	23,811
Real Property, Purchase & Lease, or Maintenance	1	60
ADP Services (includes Installation & Maintenance)	54	31,444
Other Services	1,962	1,181,309

FEDERAL PROCUREMENT DATA SYSTEM
AMERICAN BATTLE MONUMENTS COMMISSION
Actions Reported in Summary on SF281
Fiscal Year 1995 Through Fourth Quarter

PART I - PRIME CONTRACTS							
	PROCUREMENT METHODS	Number of Actions (a)	NET DOLLAR AMOUNTS (000)				Total Dollars (f)
			Small Business Concerns (b)	Large Business Concerns (c)	Domestic Outside U.S./ Foreign (d)	Other Entities (e)	
NEW AWARDS AND MODIFICATIONS	1. Tariff or Regulated Acquisitions	0					0
	2. Contracts for Foreign Government or International Organization	0					0
	3. Small Purchases	11,542	0	0	9,001	0	9,001
	4. Delivery Orders - GSA Schedules Only	100	74	63	0	0	137
	5. Delivery Orders - Other Federal Schedules	50	0	0	0	46	46
	6. Delivery Orders - All Other	0	0	0	0	0	0
	7. Other Procurement Methods	2,702	0	0	2,385	0	2,385
	8. TOTAL NEW AWARDS AND MODIFICATIONS	14,384	74	63	11,386	46	11,569
COMPETITION	9. Competed	1,151	0	0	567	0	567
	10. Not Competed	2,596	9	8	1,704	5	1,726
	11. Not Available for Competition	10,647	65	55	9,115	41	9,278
MODIFICATIONS	12. TOTAL MODIFICATIONS (Excluding Line 3)	0					0

PART II - SELECTED SOCIOECONOMIC STATISTICS (Includes both new awards and modifications)					
PREFERENCE PROGRAMS			TYPE OF CONTRACTOR		
CATEGORY	Number of Actions (a)	Total net Dollars (b)	CATEGORY	Number of Actions (a)	Total net Dollars (b)
13. Small Business - Small Purchase Set-Aside	0	0	18. Small Disadvantaged Business	0	0
14. Small Business Set-Aside	0	0	19. Woman-Owned Small Business	0	0
15. Labor Surplus Area Set-Aside	0	0	20. Sheltered Workshop	0	0
16. Combined Labor Surplus/ Small Business Set-Aside	0	0			
17. 8(a) Awards	0	0			

AMERICAN BATTLE MONUMENTS COMMISSION
Actions Reported Individually on SF279
Fiscal Year 1995 Through Fourth Quarter

	Actions	Dollars (000)
TOTAL	0	0
CICA APPLICABILITY		
Pre-CICA	0	0
CICA Awards	0	0
Small Purchases	0	0
Subject to Statute other than CICA	0	0
KIND OF CONTRACT ACTION		
Initial Letter Contract	0	0
Def. Contract Superseding Letter	0	0
New Definitive Contract	0	0
Small Purchase Procedure	0	0
Order Under IDC	0	0
Order Under BOA	0	0
Order /Mod Under GSA Schedule	0	0
Order/Mod Under VA or OPM Schedule	0	0
Modifications	0	0
Termination for Default	0	0
Termination for Convenience	0	0
SYNOPSIS OF PROCUREMENT PRIOR TO AWARD		
Synopsized Prior to Award	0	0
Not Synopsized Due to Urgency	0	0
Not Synopsized for Other Reason	0	0

FEDERAL PROCUREMENT DATA SYSTEM
AMERICAN BATTLE MONUMENTS COMMISSION
 Actions Reported Individually on SF279
 Fiscal Year 1995 Through Fourth Quarter

	Actions	Dollars (000)
SELECTION PROCEDURE		
Full and Open Competition - Sealed Bid	0	0
Full and Open Competition - Comp Proposal	0	0
Full and Open Competition - Combination	0	0
Architect Engineer	0	0
Basic Research	0	0
Multiple Award Schedule	0	0
Alternate Source/Reduced Cost	0	0
Alternate Source/Mobilization	0	0
Alternate Source/Eng R & D	0	0
Set-aside	0	0
Other than Full and Open Competition	0	0
FULL AND OPEN COMPETITION WITH ONLY ONE BIDDER/OFFERER	0	0
AUTHORITY FOR OTHER THAN FULL AND OPEN COMPETITION		
Only One Source	0	0
- Follow-on Contract	0	0
- Utilities (Regulated & Telecommunications)	0	0
Unusual & Compelling Urgency	0	0
Mobilization/Essential R&D	0	0
International Agreement	0	0
Authorized by Statute	0	0
Authorized Resale	0	0
National Security	0	0
Public Interest	0	0
EXTENT COMPLETED		
Competed	0	0
Not Available for Competition	0	0
Follow-on to Competed Action	0	0
Not Competed	0	0
TYPE OF CONTRACT		
Fixed Price	0	0
Cost Reimbursement	0	0
Time and Material	0	0
Labor Hour	0	0
TYPE OF CONTRACTOR		
Small Disadvantaged Business	0	0
Other Small Business	0	0
Large Business	0	0
Sheltered Workshops	0	0
Educational & Nonprofit	0	0
State & Local Government	0	0
Foreign Contractor	0	0
Domestic Contractor Performing Outside US	0	0
WOMAN-OWNED SMALL BUSINESS	0	0
PREFERENCE PROGRAMS		
Directed to Sheltered Workshop	0	0
8 (a) Program	0	0
Combined LSA/SB Set-aside	0	0
Small Business Set-aside	0	0
Labor Surplus Area Set-aside	0	0
Tie Bid Preference	0	0
Buy Indian/Self Determination Act	0	0
No Preference Program or Not Listed	0	0
SUBJECT TO LABOR STATUTES		
Walsh Healy Act - Manufacturer	0	0
Walsh Healy Act - Dealer	0	0
Service Contract Act	0	0
Davis Bacon Act	0	0
Not Subject to Above Acts	0	0
PRODUCT OR SERVICE		
Supplies & Equipment	0	0
ADP Equipment, Purchase and Lease	0	0
Research & Development	0	0
Construction	0	0
Architect & Engineering	0	0
Real Property, Purchase & Lease, or Maintenance	0	0
ADP Services (includes Installation & Maintenance)	0	0
Other Services	0	0

FEDERAL PROCUREMENT DATA SYSTEM
BOARD FOR INTERNATIONAL BROADCASTING
Actions Reported in Summary on SF281
Fiscal Year 1995 Through Fourth Quarter

PART I - PRIME CONTRACTS							
	PROCUREMENT METHODS	Number of Actions (a)	NET DOLLAR AMOUNTS (000)				Total Dollars (f)
			Small Business Concerns (b)	Large Business Concerns (c)	Domestic Outside U.S./ Foreign (d)	Other Entities (e)	
NEW AWARDS AND MODIFICATIONS	1. Tariff or Regulated Acquisitions	0					0
	2. Contracts for Foreign Government or International Organization	0					0
	3. Small Purchases	97	46	6	0	0	52
	4. Delivery Orders - GSA Schedules Only	76	1	56	0	0	57
	5. Delivery Orders - Other Federal Schedules	0	0	0	0	0	0
	6. Delivery Orders - All Other	1	0	24	0	0	24
	7. Other Procurement Methods	12	25	0	0	0	25
	8. TOTAL NEW AWARDS AND MODIFICATIONS	186	72	86	0	0	158
COMPETITION	9. Competed	176	45	86	0	0	131
	10. Not Competed	0	0	0	0	0	0
	11. Not Available for Competition	10	27	0	0	0	27
MODIFICATIONS	12. TOTAL MODIFICATIONS (Excluding Line 3)	0					0

PART II - SELECTED SOCIOECONOMIC STATISTICS (Includes both new awards and modifications)					
PREFERENCE PROGRAMS			TYPE OF CONTRACTOR		
CATEGORY	Number of Actions (a)	Total net Dollars (b)	CATEGORY	Number of Actions (a)	Total net Dollars (b)
13. Small Business - Small Purchase Set-Aside	67	25	18. Small Disadvantaged Business	0	0
14. Small Business Set-Aside	30	31	19. Woman-Owned Small Business	7	21
15. Labor Surplus Area Set-Aside	0	0	20. Sheltered Workshop	0	0
16. Combined Labor Surplus/ Small Business Set-Aside	0	0			
17. 8(a) Awards	0	0			

BOARD FOR INTERNATIONAL BROADCASTING
Actions Reported Individually on SF279
Fiscal Year 1995 Through Fourth Quarter

	Actions	Dollars (000)
TOTAL	0	0
CICA APPLICABILITY		
Pre-CICA	0	0
CICA Awards	0	0
Small Purchases	0	0
Subject to Statute other than CICA	0	0
	0	0
KIND OF CONTRACT ACTION		
Initial Letter Contract	0	0
Def. Contract Superseding Letter	0	0
New Definitive Contract	0	0
Small Purchase Procedure	0	0
Order Under IDC	0	0
Order Under BOA	0	0
Order /Mod Under GSA Schedule	0	0
Order/Mod Under VA or OPM Schedule	0	0
Modifications	0	0
Termination for Default	0	0
Termination for Convenience	0	0
	0	0
SYNOPSIS OF PROCUREMENT PRIOR TO AWARD		
Synopsized Prior to Award	0	0
Not Synopsized Due to Urgency	0	0
Not Synopsized for Other Reason	0	0

FEDERAL PROCUREMENT DATA SYSTEM
BOARD FOR INTERNATIONAL BROADCASTING
 Actions Reported Individually on SF279
 Fiscal Year 1995 Through Fourth Quarter

	Actions	Dollars (000)
SELECTION PROCEDURE		
Full and Open Competition - Sealed Bid	0	0
Full and Open Competition - Comp Proposal	0	0
Full and Open Competition - Combination	0	0
Architect Engineer	0	0
Basic Research	0	0
Multiple Award Schedule	0	0
Alternate Source/Reduced Cost	0	0
Alternate Source/Mobilization	0	0
Alternate Source/Eng R & D	0	0
Set-aside	0	0
Other than Full and Open Competition	0	0
FULL AND OPEN COMPETITION WITH ONLY ONE BIDDER/OFFERER	0	0
AUTHORITY FOR OTHER THAN FULL AND OPEN COMPETITION		
Only One Source	0	0
- Follow-on Contract	0	0
- Utilities (Regulated & Telecommunications)	0	0
Unusual & Compelling Urgency	0	0
Mobilization/Essential R&D	0	0
International Agreement	0	0
Authorized by Statute	0	0
Authorized Resale	0	0
National Security	0	0
Public Interest	0	0
EXTENT COMPLETED		
Completed	0	0
Not Available for Competition	0	0
Follow-on to Completed Action	0	0
Not Completed	0	0
TYPE OF CONTRACT		
Fixed Price	0	0
Cost Reimbursement	0	0
Time and Material	0	0
Labor Hour	0	0
TYPE OF CONTRACTOR		
Small Disadvantaged Business	0	0
Other Small Business	0	0
Large Business	0	0
Sheltered Workshops	0	0
Educational & Nonprofit	0	0
State & Local Government	0	0
Foreign Contractor	0	0
Domestic Contractor Performing Outside US	0	0
WOMAN-OWNED SMALL BUSINESS	0	0
PREFERENCE PROGRAMS		
Directed to Sheltered Workshop	0	0
8 (a) Program	0	0
Combined LS/ASB Set-aside	0	0
Small Business Set-aside	0	0
Labor Surplus Area Set-aside	0	0
Tie Bid Preference	0	0
Buy Indian/Self Determination Act	0	0
No Preference Program or Not Listed	0	0
SUBJECT TO LABOR STATUTES		
Walsh Healy Act - Manufacturer	0	0
Walsh Healy Act - Dealer	0	0
Service Contract Act	0	0
Davis Bacon Act	0	0
Not Subject to Above Acts	0	0
PRODUCT OR SERVICE		
Supplies & Equipment	0	0
ADP Equipment, Purchase and Lease	0	0
Research & Development	0	0
Construction	0	0
Architect & Engineering	0	0
Real Property, Purchase & Lease, or Maintenance	0	0
ADP Services (includes Installation & Maintenance)	0	0
Other Services	0	0

FEDERAL PROCUREMENT DATA SYSTEM
COMMISSION ON CIVIL RIGHTS
Actions Reported in Summary on SF281
Fiscal Year 1995 Through Fourth Quarter

PART I - PRIME CONTRACTS							
	PROCUREMENT METHODS	Number of Actions (a)	NET DOLLAR AMOUNTS (000)				Total Dollars (f)
			Small Business Concerns (b)	Large Business Concerns (c)	Domestic Outside U.S./ Foreign (d)	Other Entities (e)	
NEW AWARDS AND MODIFICATIONS	1. Tariff or Regulated Acquisitions	0					0
	2. Contracts for Foreign Government or International Organization	0					0
	3. Small Purchases	886	380	259	0	0	639
	4. Delivery Orders - GSA Schedules Only	5	0	4	0	0	4
	5. Delivery Orders - Other Federal Schedules	0	0	0	0	0	0
	6. Delivery Orders - All Other	0	0	0	0	0	0
	7. Other Procurement Methods	2	0	0	0	12	12
	8. TOTAL NEW AWARDS AND MODIFICATIONS	883	380	263	0	12	655
COMPETITION	9. Competed	732	252	244	0	0	496
	10. Not Competed	159	128	19	0	0	147
	11. Not Available for Competition	2	0	0	0	12	12
MODIFICATIONS	12. TOTAL MODIFICATIONS (Excluding Line 3)	0					0

PART II - SELECTED SOCIOECONOMIC STATISTICS (Includes both new awards and modifications)					
PREFERENCE PROGRAMS			TYPE OF CONTRACTOR		
CATEGORY	Number of Actions (a)	Total net Dollars (b)	CATEGORY	Number of Actions (a)	Total net Dollars (b)
13. Small Business - Small Purchase Set-Aside	1	5	18. Small Disadvantaged Business	3	20
14. Small Business Set-Aside	3	16	19. Woman-Owned Small Business	11	18
15. Labor Surplus Area Set-Aside	0	0	20. Sheltered Workshop	0	0
16. Combined Labor Surplus/ Small Business Set-Aside	1	0			
17. 8(a) Awards	0	0			

COMMISSION ON CIVIL RIGHTS
Actions Reported Individually on SF279
Fiscal Year 1995 Through Fourth Quarter

	Actions	Dollars (000)
TOTAL	0	0
CICA APPLICABILITY		
Pre-CICA	0	0
CICA Awards	0	0
Small Purchases	0	0
Subject to Statute other than CICA	0	0
KIND OF CONTRACT ACTION		
Initial Letter Contract	0	0
Def. Contract Superseding Letter	0	0
New Definitive Contract	0	0
Small Purchase Procedure	0	0
Order Under IDC	0	0
Order Under BOA	0	0
Order /Mod Under GSA Schedule	0	0
Order/Mod Under VA or OPM Schedule	0	0
Modifications	0	0
Termination for Default	0	0
Termination for Convenience	0	0
SYNOPSIS OF PROCUREMENT PRIOR TO AWARD		
Synopsized Prior to Award	0	0
Not Synopsized Due to Urgency	0	0
Not Synopsized for Other Reason	0	0

FEDERAL PROCUREMENT DATA SYSTEM
COMMISSION ON CIVIL RIGHTS
Actions Reported Individually on SF279
Fiscal Year 1995 Through Fourth Quarter

	Actions	Dollars (000)
SELECTION PROCEDURE		
Full and Open Competition - Sealed Bid	0	0
Full and Open Competition - Comp Proposal	0	0
Full and Open Competition - Combination	0	0
Architect Engineer	0	0
Basic Research	0	0
Multiple Award Schedule	0	0
Alternate Source/Reduced Cost	0	0
Alternate Source/Mobilization	0	0
Alternate Source/Eng R & D	0	0
Set-aside	0	0
Other than Full and Open Competition	0	0
FULL AND OPEN COMPETITION WITH ONLY ONE BIDDER/OFFERER	0	0
AUTHORITY FOR OTHER THAN FULL AND OPEN COMPETITION		
Only One Source	0	0
- Follow-on Contract	0	0
- Utilities (Regulated & Telecommunications)	0	0
Unusual & Compelling Urgency	0	0
Mobilization/Essential R&D	0	0
International Agreement	0	0
Authorized by Statute	0	0
Authorized Resale	0	0
National Security	0	0
Public Interest	0	0
EXTENT COMPLETED		
Competed	0	0
Not Available for Competition	0	0
Follow-on to Competed Action	0	0
Not Completed	0	0
TYPE OF CONTRACT		
Fixed Price	0	0
Cost Reimbursement	0	0
Time and Material	0	0
Labor Hour	0	0
TYPE OF CONTRACTOR		
Small Disadvantaged Business	0	0
Other Small Business	0	0
Large Business	0	0
Sheltered Workshops	0	0
Educational & Nonprofit	0	0
State & Local Government	0	0
Foreign Contractor	0	0
Domestic Contractor Performing Outside US	0	0
WOMAN-OWNED SMALL BUSINESS		
PREFERENCE PROGRAMS		
Directed to Sheltered Workshop	0	0
8 (a) Program	0	0
Combined LSA/SB Set-aside	0	0
Small Business Set-aside	0	0
Labor Surplus Area Set-aside	0	0
Tie Bid Preference	0	0
Buy Indian/Self Determination Act	0	0
No Preference Program or Not Listed	0	0
SUBJECT TO LABOR STATUTES		
Walsh Healy Act - Manufacturer	0	0
Walsh Healy Act - Dealer	0	0
Service Contract Act	0	0
Davis Bacon Act	0	0
Not Subject to Above Acts	0	0
PRODUCT OR SERVICE		
Supplies & Equipment	0	0
ADP Equipment, Purchase and Lease	0	0
Research & Development	0	0
Construction	0	0
Architect & Engineering	0	0
Real Property, Purchase & Lease, or Maintenance	0	0
ADP Services (includes Installation & Maintenance)	0	0
Other Services	0	0

FEDERAL PROCUREMENT DATA SYSTEM
COMMODITY FUTURES TRADING COMMISSION
Actions Reported in Summary on SF281
Fiscal Year 1995 Through Fourth Quarter

PART I - PRIME CONTRACTS							
	PROCUREMENT METHODS	Number of Actions (a)	NET DOLLAR AMOUNTS (000)				Total Dollars (f)
			Small Business Concerns (b)	Large Business Concerns (c)	Domestic Outside U.S./ Foreign (d)	Other Entities (e)	
NEW AWARDS AND MODIFICATIONS	1. Tariff or Regulated Acquisitions	15					58
	2. Contracts for Foreign Government or International Organization	0					0
	3. Small Purchases	1,037	607	468	0	0	1,075
	4. Delivery Orders - GSA Schedules Only	182	117	285	0	0	402
	5. Delivery Orders - Other Federal Schedules	0	0	0	0	0	0
	6. Delivery Orders - All Other	115	105	110	0	0	215
	7. Other Procurement Methods	0	0	0	0	0	0
	8. TOTAL NEW AWARDS AND MODIFICATIONS	1,349	829	863	0	0	1,750
COMPETITION	9. Competed	262	403	405	0	0	808
	10. Not Competed	90	138	274	0	0	412
	11. Not Available for Competition	997	288	184	0	0	530
MODIFICATIONS	12. TOTAL MODIFICATIONS (Excluding Line 3)	73					37

PART II - SELECTED SOCIOECONOMIC STATISTICS (Includes both new awards and modifications)					
PREFERENCE PROGRAMS			TYPE OF CONTRACTOR		
CATEGORY	Number of Actions (a)	Total net Dollars (b)	CATEGORY	Number of Actions (a)	Total net Dollars (b)
13. Small Business - Small Purchase Set-Aside	0	0	18. Small Disadvantaged Business	17	34
14. Small Business Set-Aside	0	0	19. Women-Owned Small Business	37	89
15. Labor Surplus Area Set-Aside	0	0	20. Sheltered Workshop	0	0
16. Combined Labor Surplus/ Small Business Set-Aside	0	0			
17. 8(a) Awards	0	0			

COMMODITY FUTURES TRADING COMMISSION
Actions Reported Individually on SF279
Fiscal Year 1995 Through Fourth Quarter

	Actions	Dollars (000)
TOTAL		
CICA APPLICABILITY	52	8,560
Pre-CICA	0	0
CICA Awards	52	8,560
Small Purchases	0	0
Subject to Statute other than CICA	0	0
KIND OF CONTRACT ACTION		
Initial Letter Contract	0	0
Def. Contract Superseding Letter	0	0
New Definitive Contract	22	7,509
Small Purchase Procedure	0	0
Order Under IDC	1	25
Order Under BOA	0	0
Order/Mod Under GSA Schedule	7	487
Order/Mod Under VA or OPM Schedule	0	0
Modifications	22	539
Termination for Default	0	0
Termination for Convenience	0	0
SYNOPSIS OF PROCUREMENT PRIOR TO AWARD		
Synopsized Prior to Award	33	7,120
Not Synopsized Due to Urgency	0	0
Not Synopsized for Other Reason	19	1,440

FEDERAL PROCUREMENT DATA SYSTEM
COMMODITY FUTURES TRADING COMMISSION
Actions Reported Individually on SF279
Fiscal Year 1995 Through Fourth Quarter

SOLICITATION PROCEDURE	Actions	Dollars (000)
Full and Open Competition - Sealed Bid	0	0
Full and Open Competition - Comp Proposal	20	6,378
Full and Open Competition - Combination	0	0
Architect Engineer	0	0
Basic Research	0	0
Multiple Award Schedule	0	0
Alternate Source/Reduced Cost	10	416
Alternate Source/Mobilization	0	0
Alternate Source/Eng R & D	0	0
Set-aside	2	0
Other than Full and Open Competition	2	306
FULL AND OPEN COMPETITION WITH ONLY ONE BIDDER/OFFERER	20	1,460
AUTHORITY FOR OTHER THAN FULL AND OPEN COMPETITION	5	163
Only One Source	16	463
- Follow-on Contract	0	0
- Utilities (Regulated & Telecommunications)	6	183
Unusual & Compelling Urgency	1	44
Mobilization/Essential R&D	0	0
International Agreement	0	0
Authorized by Statute	3	953
Authorized Resale	0	0
National Security	0	0
Public Interest	0	0
EXTENT COMPETED	0	0
Competed	32	7,100
Not Available for Competition	8	1,089
Follow-on to Competed Action	0	0
Not Competed	12	371
TYPE OF CONTRACT	48	7,563
Fixed Price	1	82
Cost Reimbursement	1	242
Time and Material	2	673
Labor Hour	44	7,054
TYPE OF CONTRACTOR	4	997
Small Disadvantaged Business	4	509
Other Small Business	44	7,054
Large Business	0	0
Sheltered Workshops	0	0
Educational & Nonprofit	0	0
State & Local Government	0	0
Foreign Contractor	0	0
Domestic Contractor Performing Outside US	0	0
WOMAN-OWNED SMALL BUSINESS	4	562
PREFERENCE PROGRAMS	0	0
Directed to Sheltered Workshop	3	953
8 (a) Program	0	0
Combined LSA/SB Set-aside	2	306
Small Business Set-aside	0	0
Labor Surplus Area Set-aside	0	0
Tie Bid Preference	0	0
Buy Indian/Self Determination Act	0	0
No Preference Program or Not Listed	47	7,301
SUBJECT TO LABOR STATUTES	7	465
Walsh Healy Act - Manufacturer	3	211
Walsh Healy Act - Dealer	2	306
Service Contract Act	0	0
Davis Bacon Act	0	0
Not Subject to Above Acts	40	7,578
PRODUCT OR SERVICE	3	155
Supplies & Equipment	7	502
ADP Equipment, Purchase and Lease	0	0
Research & Development	0	0
Construction	0	0
Architect & Engineering	0	0
Real Property, Purchase & Lease, or Maintenance	17	6,140
ADP Services (includes Installation & Maintenance)	11	1,170
Other Services	14	593

**FEDERAL PROCUREMENT DATA SYSTEM
 CONSUMER PRODUCT SAFETY COMMISSION
 Actions Reported in Summary on SF281
 Fiscal Year 1995 Through Fourth Quarter**

PART I - PRIME CONTRACTS							
	PROCUREMENT METHODS	Number of Actions (a)	NET DOLLAR AMOUNTS (000)				Total Dollars (f)
			Small Business Concerns (b)	Large Business Concerns (c)	Domestic Outside U.S./ Foreign (d)	Other Entities (e)	
NEW AWARDS AND MODIFICATIONS	1. Tariff or Regulated Acquisitions	0					0
	2. Contracts for Foreign Government or International Organization	0					0
	3. Small Purchases	750	898	1,081	0	76	2,055
	4. Delivery Orders - GSA Schedules Only	109	265	396	0	0	661
	5. Delivery Orders- Other Federal Schedules	0	0	0	0	0	0
	6. Delivery Orders - All Other	0	0	0	0	0	0
	7. Other Procurement Methods	6	133	0	0	0	133
	8. TOTAL NEW AWARDS AND MODIFICATIONS	865	1,296	1,477	0	76	2,849
COMPETITION	9. Competed	172	635	497	0	0	1,132
	10. Not Competed	620	602	797	0	0	1,399
	11. Not Available for Competition	73	59	183	0	76	318
MODIFICATIONS	12. TOTAL MODIFICATIONS (Excluding Line 3)	0					0

PART II - SELECTED SOCIOECONOMIC STATISTICS (Includes both new awards and modifications)					
CATEGORY	PREFERENCE PROGRAMS		TYPE OF CONTRACTOR		
	Number of Actions (a)	Total net Dollars (b)	CATEGORY	Number of Actions (a)	Total net Dollars (b)
13. Small Business - Small Purchase Set-Aside	304	863	18. Small Disadvantaged Business	81	312
14. Small Business Set-Aside	0	0	19. Woman-Owned Small Business	63	182
15. Labor Surplus Area Set-Aside	0	0	20. Sheltered Workshop	0	0
16. Combined Labor Surplus/ Small Business Set-Aside	0	0			
17. 8(a) Awards	6	133			

**CONSUMER PRODUCT SAFETY COMMISSION
 Actions Reported Individually on SF279
 Fiscal Year 1995 Through Fourth Quarter**

	Actions	Dollars (000)
TOTAL	37	1,861
CICA APPLICABILITY		
Pre-CICA	0	0
CICA Awards	37	1,861
Small Purchases	0	0
Subject to Statute other than CICA	0	0
KIND OF CONTRACT ACTION		
Initial Letter Contract	0	0
Def. Contract Superseding Letter	0	0
New Definitive Contract	8	490
Small Purchase Procedure	0	0
Order Under IDC	1	27
Order Under BOA	0	0
Order /Mod Under GSA Schedule	11	948
Order/Mod Under VA or OPM Schedule	0	0
Modifications	17	396
Termination for Default	0	0
Termination for Convenience	0	0
SYNOPSIS OF PROCUREMENT PRIOR TO AWARD		
Synopsized Prior to Award	12	540
Not Synopsized Due to Urgency	0	0
Not Synopsized for Other Reason	25	1,321

FEDERAL PROCUREMENT DATA SYSTEM
CONSUMER PRODUCT SAFETY COMMISSION
 Actions Reported Individually on SF279
 Fiscal Year 1995 Through Fourth Quarter

	Actions	Dollars (000)
SOLICITATION PROCEDURE		
Full and Open Competition - Sealed Bid	0	0
Full and Open Competition - Comp Proposal	11	533
Full and Open Competition - Combination	0	0
Architect Engineer	0	0
Basic Research	0	0
Multiple Award Schedule	12	949
Alternate Source/Reduced Cost	0	0
Alternate Source/Mobilization	0	0
Alternate Source/Eng R & D	0	0
Set-aside	0	0
Other than Full and Open Competition	14	379
FULL AND OPEN COMPETITION WITH ONLY ONE BIDDER/OFFERER	2	82
AUTHORITY FOR OTHER THAN FULL AND OPEN COMPETITION		
Only One Source	14	379
- Follow-on Contract	0	0
- Utilities (Regulated & Telecommunications)	0	0
Unusual & Compelling Urgency	0	0
Mobilization/Essential R&D	0	0
International Agreement	0	0
Authorized by Statute	0	0
Authorized Resale	0	0
National Security	0	0
Public Interest	0	0
EXTENT COMPETED		
Competed	23	1,482
Not Available for Competition	10	372
Follow-on to Competed Action	0	0
Not Competed	4	7
TYPE OF CONTRACT		
Fixed Price	37	1,861
Cost Reimbursement	0	0
Time and Material	0	0
Labor Hour	0	0
TYPE OF CONTRACTOR		
Small Disadvantaged Business	2	227
Other Small Business	16	361
Large Business	13	1,129
Sheltered Workshops	0	0
Educational & Nonprofit	6	144
State & Local Government	0	0
Foreign Contractor	0	0
Domestic Contractor Performing Outside US	0	0
WOMAN-OWNED SMALL BUSINESS	1	50
PREFERENCE PROGRAMS		
Directed to Sheltered Workshop	0	0
8 (a) Program	2	227
Combined LSA/SB Set-aside	0	0
Small Business Set-aside	4	115
Labor Surplus Area Set-aside	0	0
Tie Bid Preference	0	0
Buy Indian/Self Determination Act	0	0
No Preference Program or Not Listed	31	1,519
SUBJECT TO LABOR STATUTES		
Walsh Healy Act - Manufacturer	5	204
Walsh Healy Act - Dealer	6	744
Service Contract Act	5	203
Davis Bacon Act	0	0
Not Subject to Above Acts	21	710
PRODUCT OR SERVICE		
Supplies & Equipment	3	149
ADP Equipment, Purchase and Lease	9	976
Research & Development	0	0
Construction	0	0
Architect & Engineering	0	0
Real Property, Purchase & Lease, or Maintenance	0	0
ADP Services (includes Installation & Maintenance)	0	0
Other Services	25	736

FEDERAL PROCUREMENT DATA SYSTEM
CORPORATION FOR NATIONAL AND COMMUNITY SERVICE
Actions Reported in Summary on SF281
Fiscal Year 1995 Through Fourth Quarter

PART I - PRIME CONTRACTS						
PROCUREMENT METHODS	Number of Actions (a)	NET DOLLAR AMOUNTS (000)				
		Small Business Concerns (b)	Large Business Concerns (c)	Domestic Outside U.S./ Foreign (d)	Other Entities (e)	Total Dollars (f)
1. Tariff or Regulated Acquisitions	0					0
2. Contracts for Foreign Government or International Organization	0					0
NEW AWARDS AND MODIFICATIONS						
3. Small Purchases	1,947	1,912	2,805	0	92	4,809
4. Delivery Orders - GSA Schedules Only	212	579	1,025	0	0	1,604
5. Delivery Orders- Other Federal Schedules	28	10	1	0	613	624
6. Delivery Orders - All Other	56	14	60	0	2	76
7. Other Procurement Methods	126	322	59	0	0	381
8. TOTAL NEW AWARDS AND MODIFICATIONS	2,369	2,837	3,950	0	707	7,494
COMPETITION						
9. Competed	460	581	1,464	0	6	2,051
10. Not Competed	1,438	1,136	1,180	0	321	2,637
11. Not Available for Competition	471	1,120	1,306	0	380	2,806
MODIFICATIONS						
12. TOTAL MODIFICATIONS (Excluding Line 3)	117					80

PART II - SELECTED SOCIOECONOMIC STATISTICS (Includes both new awards and modifications)					
PREFERENCE PROGRAMS			TYPE OF CONTRACTOR		
CATEGORY	Number of Actions (a)	Total net Dollars (b)	CATEGORY	Number of Actions (a)	Total net Dollars (b)
13. Small Business - Small Purchase Set-Aside	21	0	18. Small Disadvantaged Business	0	0
14. Small Business Set-Aside	0	0	19. Woman-Owned Small Business	29	99
15. Labor Surplus Area Set-Aside	0	0	20. Sheltered Workshop	0	0
16. Combined Labor Surplus/ Small Business Set-Aside	0	0			
17. 8(a) Awards	2	23			

CORPORATION FOR NATIONAL AND COMMUNITY SERVICE
Actions Reported Individually on SF279
Fiscal Year 1995 Through Fourth Quarter

	Actions	Dollars (000)
TOTAL	15	7,149
CICA APPLICABILITY		
Pre-CICA	0	0
CICA Awards	15	5,097
Small Purchases	0	0
Subject to Statute other than CICA	4	2,052
KIND OF CONTRACT ACTION		
Initial Letter Contract	0	0
Def. Contract Superseding Letter	0	0
New Definitive Contract	10	3,893
Small Purchase Procedure	0	0
Order Under IDC	0	0
Order Under BOA	0	0
Order /Mod Under GSA Schedule	1	39
Order/Mod Under VA or OPM Schedule	0	0
Modifications	8	3,217
Termination for Default	0	0
Termination for Convenience	0	0
SYNOPSIS OF PROCUREMENT PRIOR TO AWARD		
Synopsized Prior to Award	12	5,731
Not Synopsized Due to Urgency	0	0
Not Synopsized for Other Reason	7	1,418

FEDERAL PROCUREMENT DATA SYSTEM
CORPORATION FOR NATIONAL AND COMMUNITY SERVICE
Actions Reported Individually on SF279
Fiscal Year 1995 Through Fourth Quarter

SOLICITATION PROCEDURE	Actions	Dollars (000)
Full and Open Competition - Sealed Bid	0	0
Full and Open Competition - Comp Proposal	11	4,167
Full and Open Competition - Combination	0	0
Architect Engineer	0	0
Basic Research	0	0
Multiple Award Schedule	0	0
Alternate Source/Reduced Cost	1	39
Alternate Source/Mobilization	0	0
Alternate Source/Eng R & D	0	0
Set-aside	0	0
Other than Full and Open Competition	0	0
FULL AND OPEN COMPETITION WITH ONLY ONE BIDDER/OFFERER	3	891
AUTHORITY FOR OTHER THAN FULL AND OPEN COMPETITION	1	204
Only One Source		
- Follow-on Contract	2	786
- Utilities (Regulated & Telecommunications)	0	0
Unusual & Compelling Urgency	0	0
Mobilization/Essential R&D	0	0
International Agreement	0	0
Authorized by Statute	0	0
Authorized Resale	1	125
National Security	0	0
Public Interest	0	0
EXTENT COMPETED	0	0
Competed		
Not Available for Competition	12	4,206
Follow-on to Competed Action	7	2,943
Not Competed	0	0
TYPE OF CONTRACT	0	0
Fixed Price		
Cost Reimbursement	5	1,794
Time and Material	7	3,548
Labor Hour	6	1,446
TYPE OF CONTRACTOR	1	361
Small Disadvantaged Business		
Other Small Business	8	3,147
Large Business	1	39
Sheltered Workshops	9	3,517
Educational & Nonprofit	0	0
State & Local Government	1	446
Foreign Contractor	0	0
Domestic Contractor Performing Outside US	0	0
WOMAN-OWNED SMALL BUSINESS	0	0
PREFERENCE PROGRAMS	2	284
Directed to Sheltered Workshop		
8 (a) Program	0	0
Combined LSA/SB Set-aside	8	3,147
Small Business Set-aside	0	0
Labor Surplus Area Set-aside	0	0
Tie Bid Preference	0	0
Buy Indian/Self Determination Act	0	0
No Preference Program or Not Listed	0	0
SUBJECT TO LABOR STATUTES	11	4,002
Walsh Healy Act - Manufacturer		
Walsh Healy Act - Dealer	0	0
Service Contract Act	1	39
Davis Bacon Act	9	3,576
Not Subject to Above Acts	0	0
PRODUCT OR SERVICE	9	3,534
Supplies & Equipment		
ADP Equipment, Purchase and Lease	0	0
Research & Development	1	39
Construction	0	0
Architect & Engineering	0	0
Real Property, Purchase & Lease, or Maintenance	0	0
ADP Services (includes Installation & Maintenance)	0	0
Other Services	3	812
	15	6,298

FEDERAL PROCUREMENT DATA SYSTEM
DEFENSE NUCLEAR FACILITIES SAFETY BOARD
Actions Reported in Summary on SF281
Fiscal Year 1995 Through Fourth Quarter

PART I - PRIME CONTRACTS							
	PROCUREMENT METHODS	Number of Actions (a)	NET DOLLAR AMOUNTS (000)				Total Dollars (f)
			Small Business Concerns (b)	Large Business Concerns (c)	Domestic Outside U.S./ Foreign (d)	Other Entities (e)	
NEW AWARDS AND MODIFICATIONS	1. Tariff or Regulated Acquisitions	0					0
	2. Contracts for Foreign Government or International Organization	0					0
	3. Small Purchases	160	360	222	0	0	582
	4. Delivery Orders - GSA Schedules Only	12	14	50	0	0	64
	5. Delivery Orders - Other Federal Schedules	0	0	0	0	0	0
	6. Delivery Orders - All Other	0	0	0	0	0	0
	7. Other Procurement Methods	0	0	0	0	0	0
	8. TOTAL NEW AWARDS AND MODIFICATIONS	172	374	272	0	0	646
COMPETITION	9. Competed	22	175	58	0	0	233
	10. Not Competed	45	131	190	0	0	321
	11. Not Available for Competition	105	68	24	0	0	92
MODIFICATIONS	12. TOTAL MODIFICATIONS (Excluding Line 3)	135					495

PART II - SELECTED SOCIOECONOMIC STATISTICS (Includes both new awards and modifications)					
CATEGORY	PREFERENCE PROGRAMS		CATEGORY	TYPE OF CONTRACTOR	
	Number of Actions (a)	Total net Dollars (b)		Number of Actions (a)	Total net Dollars (b)
13. Small Business - Small Purchase Set-Aside	116	329	18. Small Disadvantaged Business	8	48
14. Small Business Set-Aside	0	0	19. Woman-Owned Small Business	8	10
15. Labor Surplus Area Set-Aside	0	0	20. Sheltered Workshop	0	0
16. Combined Labor Surplus/ Small Business Set-Aside	0	0			
17. 8(a) Awards	0	0			

DEFENSE NUCLEAR FACILITIES SAFETY BOARD
Actions Reported Individually on SF279
Fiscal Year 1995 Through Fourth Quarter

	Actions	Dollars (000)
TOTAL	0	0
CICA APPLICABILITY		
Pre-CICA	0	0
CICA Awards	0	0
Small Purchases	0	0
Subject to Statute other than CICA	0	0
KIND OF CONTRACT ACTION		
Initial Letter Contract	0	0
Def. Contract Superseding Letter	0	0
New Definitive Contract	0	0
Small Purchase Procedure	0	0
Order Under IDC	0	0
Order Under BOA	0	0
Order /Mod Under GSA Schedule	0	0
Order /Mod Under VA or OPM Schedule	0	0
Modifications	0	0
Termination for Default	0	0
Termination for Convenience	0	0
SYNOPSIS OF PROCUREMENT PRIOR TO AWARD		
Synopsized Prior to Award	0	0
Not Synopsized Due to Urgency	0	0
Not Synopsized for Other Reason	0	0

FEDERAL PROCUREMENT DATA SYSTEM
DEFENSE NUCLEAR FACILITIES SAFETY BOARD
 Actions Reported Individually on SF279
 Fiscal Year 1995 Through Fourth Quarter

SOLICITATION PROCEDURE	Actions	Dollars (000)
Full and Open Competition - Sealed Bid	0	0
Full and Open Competition - Comp Proposal	0	0
Full and Open Competition - Combination	0	0
Architect Engineer	0	0
Basic Research	0	0
Multiple Award Schedule	0	0
Alternate Source/Reduced Cost	0	0
Alternate Source/Mobilization	0	0
Alternate Source/Eng R & D	0	0
Set-aside	0	0
Other than Full and Open Competition	0	0
FULL AND OPEN COMPETITION WITH ONLY ONE BIDDER/OFFERER	0	0
AUTHORITY FOR OTHER THAN FULL AND OPEN COMPETITION		
Only One Source	0	0
- Follow-on Contract	0	0
- Utilities (Regulated & Telecommunications)	0	0
Unusual & Compelling Urgency	0	0
Mobilization/Essential R&D	0	0
International Agreement	0	0
Authorized by Statute	0	0
Authorized Resale	0	0
National Security	0	0
Public Interest	0	0
EXTENT COMPETED		
Competed	0	0
Not Available for Competition	0	0
Follow-on to Competed Action	0	0
Not Competed	0	0
TYPE OF CONTRACT		
Fixed Price	0	0
Cost Reimbursement	0	0
Time and Material	0	0
Labor Hour	0	0
TYPE OF CONTRACTOR		
Small Disadvantaged Business	0	0
Other Small Business	0	0
Large Business	0	0
Sheltered Workshops	0	0
Educational & Nonprofit	0	0
State & Local Government	0	0
Foreign Contractor	0	0
Domestic Contractor Performing Outside US	0	0
WOMAN-OWNED SMALL BUSINESS	0	0
PREFERENCE PROGRAMS		
Directed to Sheltered Workshop	0	0
8 (a) Program	0	0
Combined LSA/SB Set-aside	0	0
Small Business Set-aside	0	0
Labor Surplus Area Set-aside	0	0
Tie Bid Preference	0	0
Buy Indian/Self Determination Act	0	0
No Preference Program or Not Listed	0	0
SUBJECT TO LABOR STATUTES		
Walsh Healy Act - Manufacturer	0	0
Walsh Healy Act - Dealer	0	0
Service Contract Act	0	0
Davis Bacon Act	0	0
Not Subject to Above Acts	0	0
PRODUCT OR SERVICE		
Supplies & Equipment	0	0
ADP Equipment, Purchase and Lease	0	0
Research & Development	0	0
Construction	0	0
Architect & Engineering	0	0
Real Property, Purchase & Lease, or Maintenance	0	0
ADP Services (includes Installation & Maintenance)	0	0
Other Services	0	0

FEDERAL PROCUREMENT DATA SYSTEM
ENVIRONMENTAL PROTECTION AGENCY
Actions Reported in Summary on SF281
Fiscal Year 1995 Through Fourth Quarter

PART I - PRIME CONTRACTS							
	PROCUREMENT METHODS	Number of Actions (a)	NET DOLLAR AMOUNTS (000)				
			Small Business Concerns (b)	Large Business Concerns (c)	Domestic Outside U.S./ Foreign (d)	Other Entities (e)	Total Dollars (f)
NEW AWARDS AND MODIFICATIONS	1. Tariff or Regulated Acquisitions	0					0
	2. Contracts for Foreign Government or International Organization	0					0
	3. Small Purchases	36,245	34,083	12,074	259	8,008	54,424
	4. Delivery Orders - GSA Schedules Only	5,119	11,838	30,508	0	51	42,397
	5. Delivery Orders- Other Federal Schedules	1,521	631	2,965	0	275	3,871
	6. Delivery Orders - All Other	0	0	0	0	0	0
	7. Other Procurement Methods	22	18	0	99	0	117
	8. TOTAL NEW AWARDS AND MODIFICATIONS	42,907	46,570	45,547	358	8,334	100,808
COMPETITION	9. Competed	3,497	11,190	2,193	68	441	13,892
	10. Not Competed	31,744	22,911	8,221	172	7,568	38,872
	11. Not Available for Competition	7,666	12,469	35,133	118	325	48,045
MODIFICATIONS	12. TOTAL MODIFICATIONS (Excluding Line 3)	0					0

PART II - SELECTED SOCIOECONOMIC STATISTICS (Includes both new awards and modifications)					
PREFERENCE PROGRAMS			TYPE OF CONTRACTOR		
CATEGORY	Number of Actions (a)	Total net Dollars (b)	CATEGORY	Number of Actions (a)	Total net Dollars (b)
13. Small Business - Small Purchase Set-Aside	12,149	20,572	18. Small Disadvantaged Business	683	3,096
14. Small Business Set-Aside	0	0	19. Woman-Owned Small Business	2,021	5,605
15. Labor Surplus Area Set-Aside	0	0	20. Sheltered Workshop	0	0
16. Combined Labor Surplus/ Small Business Set-Aside	0	0			
17. 8(a) Awards	1	3			

ENVIRONMENTAL PROTECTION AGENCY
Actions Reported Individually on SF279
Fiscal Year 1995 Through Fourth Quarter

	Actions	Dollars (000)
TOTAL	4,926	927,060
CICA APPLICABILITY		
Pre-CICA	2	35
CICA Awards	4,864	919,826
Small Purchases	0	0
Subject to Statute other than CICA	60	7,199
KIND OF CONTRACT ACTION		
Initial Letter Contract	0	0
Def. Contract Superseding Letter	5	907
New Definitive Contract	168	37,515
Small Purchase Procedure	0	0
Order Under IDC	1,533	199,291
Order Under BOA	0	0
Order /Mod Under GSA Schedule	0	0
Order/Mod Under VA or OPM Schedule	0	0
Modifications	3,222	689,347
Termination for Default	0	0
Termination for Convenience	0	0
SYNOPSIS OF PROCUREMENT PRIOR TO AWARD		
Synopsized Prior to Award	4,926	927,060
Not Synopsized Due to Urgency	0	0
Not Synopsized for Other Reason	0	0

FEDERAL PROCUREMENT DATA SYSTEM
ENVIRONMENTAL PROTECTION AGENCY
Actions Reported Individually on SF279
Fiscal Year 1995 Through Fourth Quarter

SELECTION PROCEDURE	Actions	Dollars (000)
Full and Open Competition - Sealed Bid	216	21,365
Full and Open Competition - Comp Proposal	2,929	617,541
Full and Open Competition - Combination	30	2,472
Architect Engineer	661	125,147
Basic Research	0	0
Multiple Award Schedule	0	0
Alternate Source/Reduced Cost	0	0
Alternate Source/Mobilization	0	0
Alternate Source/Eng R & D	0	0
Set-aside	0	0
Other than Full and Open Competition	365	39,760
FULL AND OPEN COMPETITION WITH ONLY ONE BIDDER/OFFERER	963	113,541
AUTHORITY FOR OTHER THAN FULL AND OPEN COMPETITION	2	905
Only One Source	321	70,378
- Follow-on Contract	181	50,468
- Utilities (Regulated & Telecommunications)	8	2,232
Unusual & Compelling Urgency	157	22,348
Mobilization/Essential R&D	0	0
International Agreement	0	0
Authorized by Statute	184	20,741
Authorized Resale	1	74
National Security	0	0
Public Interest	0	0
EXTENT COMPETED	0	0
Competed	4,374	825,516
Not Available for Competition	340	42,576
Follow-on to Competed Action	130	44,511
Not Competed	82	14,457
TYPE OF CONTRACT		
Fixed Price	1,040	85,596
Cost Reimbursement	3,368	778,524
Time and Material	504	62,554
Labor Hour	14	386
TYPE OF CONTRACTOR		
Small Disadvantaged Business	366	44,779
Other Small Business	1,097	189,886
Large Business	3,257	691,587
Sheltered Workshops	0	0
Educational & Nonprofit	206	21,008
State & Local Government	0	0
Foreign Contractor	0	0
Domestic Contractor Performing Outside US	0	0
WOMAN-OWNED SMALL BUSINESS	0	0
PREFERENCE PROGRAMS	124	14,393
Directed to Sheltered Workshop	0	0
8 (a) Program	341	43,407
Combined LSA/SB Set-aside	0	0
Small Business Set-aside	428	49,280
Labor Surplus Area Set-aside	2	791
Tie Bid Preference	0	0
Buy Indian/Self Determination Act	0	0
No Preference Program or Not Listed	4,155	833,582
SUBJECT TO LABOR STATUTES		
Walsh Healy Act - Manufacturer	209	14,947
Walsh Healy Act - Dealer	85	2,885
Service Contract Act	1,427	316,762
Davis Bacon Act	682	137,249
Not Subject to Above Acts	2,523	455,217
PRODUCT OR SERVICE		
Supplies & Equipment	43	5,157
ADP Equipment, Purchase and Lease	438	28,251
Research & Development	385	50,002
Construction	79	8,333
Architect & Engineering	671	161,678
Real Property, Purchase & Lease, or Maintenance	1	28
ADP Services (includes Installation & Maintenance)	349	91,132
Other Services	2,960	582,479

FEDERAL PROCUREMENT DATA SYSTEM
EQUAL EMPLOYMENT OPPORTUNITY COMMISSION
Actions Reported in Summary on SF281
Fiscal Year 1995 Through Fourth Quarter

PART I - PRIME CONTRACTS						
	PROCUREMENT METHODS	Number of Actions (a)	NET DOLLAR AMOUNTS (000)			
			Small Business Concerns (b)	Large Business Concerns (c)	Domestic Outside U.S./ Foreign (d)	Other Entities (e)
NEW AWARDS AND MODIFICATIONS	1. Tariff or Regulated Acquisitions	0				0
	2. Contracts for Foreign Government or International Organization	0				0
	3. Small Purchases	5,988	2,275	1,084	0	3,359
	4. Delivery Orders - GSA Schedules Only	734	326	766	0	1,092
	5. Delivery Orders - Other Federal Schedules	14	0	50	0	50
	6. Delivery Orders - All Other	0	0	0	0	0
	7. Other Procurement Methods	5	0	0	0	14
	8. TOTAL NEW AWARDS AND MODIFICATIONS	5,741	2,601	1,900	0	4,515
COMPETITION	9. Competed	930	1,213	1,476	0	2,690
	10. Not Competed	268	156	127	0	283
	11. Not Available for Competition	5,543	1,232	297	0	1,542
MODIFICATIONS	12. TOTAL MODIFICATIONS (Excluding Line 3)	199				-147

PART II - SELECTED SOCIOECONOMIC STATISTICS (Includes both new awards and modifications)					
PREFERENCE PROGRAMS			TYPE OF CONTRACTOR		
CATEGORY	Number of Actions (a)	Total net Dollars (b)	CATEGORY	Number of Actions (a)	Total net Dollars (b)
13. Small Business - Small Purchase Set-Aside	0	0	18. Small Disadvantaged Business	58	82
14. Small Business Set-Aside	0	0	19. Woman-Owned Small Business	352	235
15. Labor Surplus Area Set-Aside	0	0	20. Sheltered Workshop	0	0
16. Combined Labor Surplus/ Small Business Set-Aside	0	0			
17. 8(a) Awards	0	0			

EQUAL EMPLOYMENT OPPORTUNITY COMMISSION
Actions Reported Individually on SF279
Fiscal Year 1995 Through Fourth Quarter

	Actions	Dollars (000)
TOTAL	458	30,925
CICA APPLICABILITY		
Pre-CICA	0	0
CICA Awards	458	30,925
Small Purchases	0	0
Subject to Statute other than CICA	0	0
KIND OF CONTRACT ACTION		
Initial Letter Contract	1	40
Def. Contract Superseding Letter	0	0
New Definitive Contract	190	27,834
Small Purchase Procedure	0	0
Order Under IDC	2	255
Order Under BOA	0	0
Order /Mod Under GSA Schedule	30	1,915
Order/Mod Under VA or OPM Schedule	0	0
Modifications	235	881
Termination for Default	0	0
Termination for Convenience	0	0
SYNOPSIS OF PROCUREMENT PRIOR TO AWARD		
Synopsized Prior to Award	24	1,463
Not Synopsized Due to Urgency	39	214
Not Synopsized for Other Reason	395	29,248

FEDERAL PROCUREMENT DATA SYSTEM
EQUAL EMPLOYMENT OPPORTUNITY COMMISSION
Actions Reported Individually on SF279
Fiscal Year 1995 Through Fourth Quarter

SOLICITATION PROCEDURE	Actions	Dollars (000)
Full and Open Competition - Sealed Bid	0	0
Full and Open Competition - Comp Proposal	36	1,777
Full and Open Competition - Combination	0	0
Architect Engineer	0	0
Basic Research	0	0
Multiple Award Schedule	31	2,130
Alternate Source/Reduced Cost	0	0
Alternate Source/Mobilization	0	0
Alternate Source/Eng R & D	0	0
Set-aside	11	81
Other than Full and Open Competition	380	26,927
FULL AND OPEN COMPETITION WITH ONLY ONE BIDDER/OFFERER	22	926
AUTHORITY FOR OTHER THAN FULL AND OPEN COMPETITION		
Only One Source	4	138
- Follow-on Contract	0	0
- Utilities (Regulated & Telecommunications)	0	0
Unusual & Compelling Urgency	51	390
Mobilization/Essential R&D	0	0
International Agreement	0	0
Authorized by Statute	325	26,399
Authorized Resale	0	0
National Security	0	0
Public Interest	0	0
EXTENT COMPETED		
Competed	88	4,230
Not Available for Competition	326	26,441
Follow-on to Competed Action	0	0
Not Competed	34	254
TYPE OF CONTRACT		
Fixed Price	400	29,891
Cost Reimbursement	0	0
Time and Material	57	1,022
Labor Hour	1	12
TYPE OF CONTRACTOR		
Small Disadvantaged Business	23	1,116
Other Small Business	53	464
Large Business	56	2,907
Sheltered Workshops	0	0
Educational & Nonprofit	0	0
State & Local Government	325	26,399
Foreign Contractor	1	39
Domestic Contractor Performing Outside US	0	0
WOMAN-OWNED SMALL BUSINESS	9	156
PREFERENCE PROGRAMS		
Directed to Sheltered Workshop	0	0
8 (a) Program	12	396
Combined LSA/SB Set-aside	0	0
Small Business Set-aside	5	160
Labor Surplus Area Set-aside	0	0
Tie Bid Preference	0	0
Buy Indian/Self Determination Act	0	0
No Preference Program or Not Listed	441	30,369
SUBJECT TO LABOR STATUTES		
Walsh Healy Act - Manufacturer	24	1,368
Walsh Healy Act - Dealer	15	975
Service Contract Act	13	1,006
Davis Bacon Act	0	0
Not Subject to Above Acts	406	27,573
PRODUCT OR SERVICE		
Supplies & Equipment	28	1,450
ADP Equipment, Purchase and Lease	21	1,439
Research & Development	0	0
Construction	2	114
Architect & Engineering	0	0
Real Property, Purchase & Lease, or Maintenance	2	-104
ADP Services (includes Installation & Maintenance)	5	58
Other Services	400	27,968

FEDERAL PROCUREMENT DATA SYSTEM
FEDERAL COMMUNICATIONS COMMISSION
Actions Reported in Summary on SF281
Fiscal Year 1995 Through Fourth Quarter

PART I - PRIME CONTRACTS							
	PROCUREMENT METHODS	Number of Actions (a)	NET DOLLAR AMOUNTS (000)				Total Dollars (f)
			Small Business Concerns (b)	Large Business Concerns (c)	Domestic Outside U.S./ Foreign (d)	Other Entities (e)	
NEW AWARDS AND MODIFICATIONS	1. Tariff or Regulated Acquisitions	0					0
	2. Contracts for Foreign Government or International Organization	0					0
	3. Small Purchases	1,188	1,403	327	14	1	1,745
	4. Delivery Orders - GSA Schedules Only	97	211	185	0	0	396
	5. Delivery Orders - Other Federal Schedules	2	-1	0	-1	0	-2
	6. Delivery Orders - All Other	144	238	170	0	0	408
	7. Other Procurement Methods	333	301	42	0	-88	255
	8. TOTAL NEW AWARDS AND MODIFICATIONS	1,764	2,152	724	13	-87	2,802
COMPETITION	9. Competed	238	571	349	7	0	928
	10. Not Competed	1,212	1,250	371	6	1	1,628
	11. Not Available for Competition	314	331	4	0	-88	248
MODIFICATIONS	12. TOTAL MODIFICATIONS (Excluding Line 9)	283					-566

PART II - SELECTED SOCIOECONOMIC STATISTICS (Includes both new awards and modifications)					
PREFERENCE PROGRAMS			TYPE OF CONTRACTOR		
CATEGORY	Number of Actions (a)	Total net Dollars (b)	CATEGORY	Number of Actions (a)	Total net Dollars (b)
13. Small Business - Small Purchase Set-Aside	0	0	18. Small Disadvantaged Business	6	-5
14. Small Business Set-Aside	0	0	19. Woman-Owned Small Business	31	72
15. Labor Surplus Area Set-Aside	0	0	20. Sheltered Workshop	0	0
16. Combined Labor Surplus/ Small Business Set-Aside	0	0			
17. 8(a) Awards	103	170			

FEDERAL COMMUNICATIONS COMMISSION
Actions Reported Individually on SF279
Fiscal Year 1995 Through Fourth Quarter

	Actions	Dollars (000)
TOTAL	8	1,654
CICA APPLICABILITY		
Pre-CICA	0	0
CICA Awards	7	1,629
Small Purchases	1	25
Subject to Statute other than CICA	0	0
SYND OF CONTRACT ACTION		
Initial Letter Contract	0	0
Def. Contract Superseding Letter	0	0
New Definitive Contract	1	608
Small Purchase Procedure	1	25
Order Under IDC	1	208
Order Under BOA	0	0
Order /Mod Under GSA Schedule	3	204
Order/Mod Under VA or OPM Schedule	0	0
Modifications	2	609
Termination for Default	0	0
Termination for Convenience	0	0
SYNOPSIS OF PROCUREMENT PRIOR TO AWARD		
Synopsized Prior to Award	0	0
Not Synopsized Due to Urgency	0	0
Not Synopsized for Other Reason	8	1,654

FEDERAL PROCUREMENT DATA SYSTEM
FEDERAL COMMUNICATIONS COMMISSION
 Actions Reported Individually on SF279
 Fiscal Year 1995 Through Fourth Quarter

	Actions	Dollars (000)
SELECTION PROCEDURE		
Full and Open Competition - Sealed Bid	1	208
Full and Open Competition - Comp Proposal	0	0
Full and Open Competition - Combination	0	0
Architect Engineer	0	0
Basic Research	0	0
Multiple Award Schedule	0	0
Alternate Source/Reduced Cost	3	204
Alternate Source/Mobilization	0	0
Alternate Source/Eng R & D	0	0
Set-aside	0	0
Other than Full and Open Competition	0	0
FULL AND OPEN COMPETITION WITH ONLY ONE BIDDER/OFFERER	3	1,217
AUTHORITY FOR OTHER THAN FULL AND OPEN COMPETITION		
Only One Source	1	208
- Follow-on Contract	0	0
- Utilities (Regulated & Telecommunications)	0	0
Unusual & Compelling Urgency	0	0
Mobilization/Essential R&D	0	0
International Agreement	0	0
Authorized by Statute	0	0
Authorized Resale	3	1,217
National Security	0	0
Public Interest	0	0
EXTENT COMPETED	0	0
Competed	5	437
Not Available for Competition	3	1,217
Follow-on to Competed Action	0	0
Not Competed	0	0
TYPE OF CONTRACT	0	0
Fixed Price	8	1,654
Cost Reimbursement	0	0
Time and Material	0	0
Labor Hour	0	0
TYPE OF CONTRACTOR	0	0
Small Disadvantaged Business	3	1,217
Other Small Business	3	294
Large Business	2	143
Sheltered Workshops	0	0
Educational & Nonprofit	0	0
State & Local Government	0	0
Foreign Contractor	0	0
Domestic Contractor Performing Outside US	0	0
WOMAN-OWNED SMALL BUSINESS	0	0
PREFERENCE PROGRAMS		
Directed to Sheltered Workshop	0	0
8 (a) Program	3	1,217
Combined LSA/SB Set-aside	0	0
Small Business Set-aside	1	25
Labor Surplus Area Set-aside	0	0
Tie Bid Preference	0	0
Buy Indian/Self Determination Act	0	0
No Preference Program or Not Listed	4	412
SUBJECT TO LABOR STATUTES		
Walsh Healy Act - Manufacturer	2	101
Walsh Healy Act - Dealer	1	103
Service Contract Act	2	633
Davis Bacon Act	0	0
Not Subject to Above Acts	3	817
PRODUCT OR SERVICE		
Supplies & Equipment	2	311
ADP Equipment, Purchase and Lease	1	566
Research & Development	0	0
Construction	0	0
Architect & Engineering	0	0
Real Property, Purchase & Lease, or Maintenance	0	0
ADP Services (includes Installation & Maintenance)	0	0
Other Services	5	777

**FEDERAL PROCUREMENT DATA SYSTEM
FEDERAL ELECTION COMMISSION
Actions Reported in Summary on SF281
Fiscal Year 1995 Through Fourth Quarter**

PART I - PRIME CONTRACTS						
PROCUREMENT METHODS	Number of Actions (a)	NET DOLLAR AMOUNTS (000)				
		Small Business Concerns (b)	Large Business Concerns (c)	Domestic Outside U.S./ Foreign (d)	Other Entities (e)	Total Dollars (f)
NEW AWARDS AND MODIFICATIONS	1. Tariff or Regulated Acquisitions	47				33
	2. Contracts for Foreign Government or International Organization	0				0
	3. Small Purchases	1,575	815	645	0	29
	4. Delivery Orders - GSA Schedules Only	523	66	325	0	12
	5. Delivery Orders - Other Federal Schedules	0	0	0	0	0
	6. Delivery Orders - All Other	15	118	0	0	0
	7. Other Procurement Methods	0	0	0	0	0
	8. TOTAL NEW AWARDS AND MODIFICATIONS	2,160	899	970	0	41
COMPETITION	9. Competed	688	304	333	0	12
	10. Not Competed	48	0	0	0	0
	11. Not Available for Competition	1,424	695	637	0	29
MODIFICATIONS	12. TOTAL MODIFICATIONS (Excluding Line 3)	0				0

PART II - SELECTED SOCIOECONOMIC STATISTICS (Includes both new awards and modifications)					
CATEGORY	PREFERENCE PROGRAMS		CATEGORY	TYPE OF CONTRACTOR	
	Number of Actions (a)	Total net Dollars (b)		Number of Actions (a)	Total net Dollars (b)
13. Small Business - Small Purchase Set-Aside	0	0	18. Small Disadvantaged Business	0	0
14. Small Business Set-Aside	0	0	19. Woman-Owned Small Business	193	157
15. Labor Surplus Area Set-Aside	0	0	20. Sheltered Workshop	14	9
16. Combined Labor Surplus/ Small Business Set-Aside	0	0			
17. 8(a) Awards	0	0			

**FEDERAL ELECTION COMMISSION
Actions Reported Individually on SF279
Fiscal Year 1995 Through Fourth Quarter**

	Actions	Dollars (000)
TOTAL	18	1,166
CICA APPLICABILITY		
Pre-CICA	0	0
CICA Awards	16	991
Small Purchases	2	175
Subject to Statute other than CICA	0	0
KIND OF CONTRACT ACTION		
Initial Letter Contract	0	0
Def. Contract Superseding Letter	0	0
New Definitive Contract	1	28
Small Purchase Procedure	2	175
Order Under IDC	12	517
Order Under BOA	0	0
Order /Mod Under GSA Schedule	3	446
Order/Mod Under VA or OPM Schedule	0	0
Modifications	0	0
Termination for Default	0	0
Termination for Convenience	0	0
SYNOPSIS OF PROCUREMENT PRIOR TO AWARD		
Synopsized Prior to Award	12	517
Not Synopsized Due to Urgency	3	203
Not Synopsized for Other Reason	3	446

FEDERAL PROCUREMENT DATA SYSTEM
FEDERAL ELECTION COMMISSION
Actions Reported Individually on SF279
Fiscal Year 1995 Through Fourth Quarter

SOLICITATION PROCEDURE	Actions	Dollars (000)
Full and Open Competition - Sealed Bid	0	0
Full and Open Competition - Comp Proposal	12	517
Full and Open Competition - Combination	0	0
Architect Engineer	0	0
Basic Research	0	0
Multiple Award Schedule	0	0
Alternate Source/Reduced Cost	3	446
Alternate Source/Mobilization	0	0
Alternate Source/Eng R & D	0	0
Set-aside	0	0
Other than Full and Open Competition	0	0
FULL AND OPEN COMPETITION WITH ONLY ONE BIDDER/OFFERER	1	28
AUTHORITY FOR OTHER THAN FULL AND OPEN COMPETITION	0	0
Only One Source	0	0
- Follow-on Contract	0	0
- Utilities (Regulated & Telecommunications)	0	0
Unusual & Compelling Urgency	0	0
Mobilization/Essential R&D	1	28
International Agreement	0	0
Authorized by Statute	0	0
Authorized Resale	0	0
National Security	0	0
Public Interest	0	0
EXTENT COMPLETED	0	0
Competed	18	1,166
Not Available for Competition	0	0
Follow-on to Completed Action	0	0
Not Completed	0	0
TYPE OF CONTRACT	0	0
Fixed Price	18	1,166
Cost Reimbursement	0	0
Time and Material	0	0
Labor Hour	0	0
TYPE OF CONTRACTOR	0	0
Small Disadvantaged Business	0	0
Other Small Business	2	288
Large Business	16	878
Sheltered Workshops	0	0
Educational & Nonprofit	0	0
State & Local Government	0	0
Foreign Contractor	0	0
Domestic Contractor Performing Outside US	0	0
WOMAN-OWNED SMALL BUSINESS	0	0
PREFERENCE PROGRAMS	0	0
Directed to Sheltered Workshop	0	0
8 (a) Program	0	0
Combined LSA/SB Set-aside	0	0
Small Business Set-aside	0	0
Labor Surplus Area Set-aside	0	0
Tie Bid Preference	0	0
Buy Indian/Self Determination Act	0	0
No Preference Program or Not Listed	0	0
SUBJECT TO LABOR STATUTES	18	1,166
Walsh Healy Act - Manufacturer	2	186
Walsh Healy Act - Dealer	1	260
Service Contract Act	0	0
Davis Bacon Act	0	0
Not Subject to Above Acts	0	0
PRODUCT OR SERVICE	15	720
Supplies & Equipment	0	0
ADP Equipment, Purchase and Lease	4	474
Research & Development	0	0
Construction	0	0
Architect & Engineering	0	0
Real Property, Purchase & Lease, or Maintenance	0	0
ADP Services (includes Installation & Maintenance)	14	692
Other Services	0	0

**FEDERAL PROCUREMENT DATA SYSTEM
FEDERAL EMERGENCY MANAGEMENT AGENCY
Actions Reported in Summary on SF281
Fiscal Year 1995 Through Fourth Quarter**

PART I - PRIME CONTRACTS						
PROCUREMENT METHODS	Number of Actions (a)	NET DOLLAR AMOUNTS (000)				
		Small Business Concerns (b)	Large Business Concerns (c)	Domestic Outside U.S./ Foreign (d)	Other Entities (e)	Total Dollars (f)
1. Tariff or Regulated Acquisitions	8					5
2. Contracts for Foreign Government or International Organization	0					0
3. Small Purchases	3,483	7,354	11	0	3,008	10,373
4. Delivery Orders - GSA Schedules Only	439	2,066	1	0	307	2,374
5. Delivery Orders - Other Federal Schedules	30	82	0	0	31	113
6. Delivery Orders - All Other	0	0	0	0	0	0
7. Other Procurement Methods	601	2,519	0	0	361	2,880
8. TOTAL NEW AWARDS AND MODIFICATIONS	4,561	12,021	12	0	3,707	15,745
COMPETITION	9. Competed	2,562	9,878	10	0	9,888
	10. Not Competed	527	62	2	0	3,773
	11. Not Available for Competition	1,472	2,081	0	0	2,084
MODIFICATIONS	12. TOTAL MODIFICATIONS (Excluding Line 3)	434				942

PART II - SELECTED SOCIOECONOMIC STATISTICS (Includes both new awards and modifications)					
PREFERENCE PROGRAMS			TYPE OF CONTRACTOR		
CATEGORY	Number of Actions (a)	Total net Dollars (b)	CATEGORY	Number of Actions (a)	Total net Dollars (b)
13. Small Business - Small Purchase Set-Aside	1,689	4,896	18. Small Disadvantaged Business	28	272
14. Small Business Set-Aside	345	1,651	19. Women-Owned Small Business	166	523
15. Labor Surplus Area Set-Aside	4	2	20. Sheltered Workshop	0	0
16. Combined Labor Surplus/ Small Business Set-Aside	15	33			
17. 8(a) Awards	6	23			

**FEDERAL EMERGENCY MANAGEMENT AGENCY
Actions Reported Individually on SF279
Fiscal Year 1995 Through Fourth Quarter**

	Actions	Dollars (000)
TOTAL	1,069	251,180
CICA APPLICABILITY		
Pre-CICA	2	36
CICA Awards	1,065	251,014
Small Purchases	1	54
Subject to Statute other than CICA	1	76
KIND OF CONTRACT ACTION		
Initial Letter Contract	0	0
Def. Contract Superseding Letter	0	0
New Definitive Contract	110	77,119
Small Purchase Procedure	1	54
Order Under IDC	561	103,487
Order Under BOA	0	0
Order /Mod Under GSA Schedule	92	6,597
Order/Mod Under VA or OPM Schedule	0	0
Modifications	305	63,943
Termination for Default	0	0
Termination for Convenience	0	0
SYNOPSIS OF PROCUREMENT PRIOR TO AWARD		
Synopsized Prior to Award	685	189,011
Not Synopsized Due to Urgency	39	5,375
Not Synopsized for Other Reason	345	56,794

FEDERAL PROCUREMENT DATA SYSTEM
FEDERAL EMERGENCY MANAGEMENT AGENCY
Actions Reported Individually on SF279
Fiscal Year 1995 Through Fourth Quarter

	Actions	Dollars (000)
SELECTION PROCEDURE		
Full and Open Competition - Sealed Bid	93	10,701
Full and Open Competition - Comp Proposal	127	78,946
Full and Open Competition - Combination	0	0
Architect Engineer	349	75,801
Basic Research	0	0
Multiple Award Schedule	100	8,044
Alternate Source/Reduced Cost	0	0
Alternate Source/Mobilization	0	0
Alternate Source/Eng R & D	0	0
Set-aside	73	10,379
Other than Full and Open Competition	323	67,143
FULL AND OPEN COMPETITION WITH ONLY ONE BIDDER/OFFERER	23	2,848
AUTHORITY FOR OTHER THAN FULL AND OPEN COMPETITION		
Only One Source	107	16,607
- Follow-on Contract	2	23
- Utilities (Regulated & Telecommunications)	32	1,286
Unusual & Compelling Urgency	42	5,704
Mobilization/Essential R&D	0	0
International Agreement	0	0
Authorized by Statute	145	20,383
Authorized Resale	0	0
National Security	29	24,449
Public Interest	0	0
EXTENT COMPETED		
Competed	777	188,902
Not Available for Competition	175	22,149
Follow-on to Competed Action	3	89
Not Competed	114	40,040
TYPE OF CONTRACT		
Fixed Price	514	103,550
Cost Reimbursement	353	101,424
Time and Material	183	44,369
Labor Hour	19	1,837
TYPE OF CONTRACTOR		
Small Disadvantaged Business	206	26,497
Other Small Business	277	44,649
Large Business	547	168,528
Sheltered Workshops	0	0
Educational & Nonprofit	20	11,105
State & Local Government	13	61
Foreign Contractor	0	0
Domestic Contractor Performing Outside US	6	340
WOMAN-OWNED SMALL BUSINESS	65	10,956
PREFERENCE PROGRAMS		
Directed to Sheltered Workshop	0	0
8 (a) Program	139	18,667
Combined LSA/SB Set-aside	1	1
Small Business Set-aside	220	30,145
Labor Surplus Area Set-aside	3	1,027
Tie Bid Preference	0	0
Buy Indian/Self Determination Act	0	0
No Preference Program or Not Listed	706	201,340
SUBJECT TO LABOR STATUTES		
Walsh Healy Act - Manufacturer	100	9,465
Walsh Healy Act - Dealer	35	3,837
Service Contract Act	161	35,365
Davis Bacon Act	41	5,416
Not Subject to Above Acts	732	197,097
PRODUCT OR SERVICE		
Supplies & Equipment	66	9,528
ADP Equipment, Purchase and Lease	98	11,418
Research & Development	0	0
Construction	80	8,423
Architect & Engineering	236	45,736
Real Property, Purchase & Lease, or Maintenance	1	5
ADP Services (includes Installation & Maintenance)	130	27,542
Other Services	458	148,528

FEDERAL PROCUREMENT DATA SYSTEM
FEDERAL ENERGY REGULATORY COMMISSION
 Actions Reported in Summary on SF281
 Fiscal Year 1995 Through Fourth Quarter

PART I - PRIME CONTRACTS							
	PROCUREMENT METHODS	Number of Actions (a)	NET DOLLAR AMOUNTS (000)				Total Dollars (f)
			Small Business Concerns (b)	Large Business Concerns (c)	Domestic Outside U.S./ Foreign (d)	Other Entities (e)	
NEW AWARDS AND MODIFICATIONS	1. Tariff or Regulated Acquisitions	1					1
	2. Contracts for Foreign Government or International Organization	0					0
	3. Small Purchases	204	791	455	0	0	1,246
	4. Delivery Orders - GSA Schedules Only	41	135	222	0	0	357
	5. Delivery Orders- Other Federal Schedules	0	0	0	0	0	0
	6. Delivery Orders - All Other	0	0	0	0	0	0
	7. Other Procurement Methods	42	27	4	0	0	31
	8. TOTAL NEW AWARDS AND MODIFICATIONS	288	953	681	0	0	1,635
COMPETITION	9. Competed	74	412	274	0	0	686
	10. Not Competed	81	442	314	0	0	756
	11. Not Available for Competition	133	99	93	0	0	193
MODIFICATIONS	12. TOTAL MODIFICATIONS (Excluding Line 3)	81					137

PART II - SELECTED SOCIOECONOMIC STATISTICS (Includes both new awards and modifications)					
CATEGORY	PREFERENCE PROGRAMS		TYPE OF CONTRACTOR		
	Number of Actions (a)	Total net Dollars (b)	CATEGORY	Number of Actions (a)	Total net Dollars (b)
13. Small Business - Small Purchase Set-Aside	41	252	18. Small Disadvantaged Business	2	4
14. Small Business Set-Aside	0	0	19. Woman-Owned Small Business	1	4
15. Labor Surplus Area Set-Aside	0	0	20. Sheltered Workshop	0	0
16. Combined Labor Surplus/ Small Business Set-Aside	0	0			
17. 8(a) Awards	0	0			

FEDERAL ENERGY REGULATORY COMMISSION
 Actions Reported Individually on SF279
 Fiscal Year 1995 Through Fourth Quarter

	Actions	Dollars (000)
TOTAL	108	26,242
CICA APPLICABILITY		
Pre-CICA	0	0
CICA Awards	107	26,207
Small Purchases	1	35
Subject to Statute other than CICA	0	0
KIND OF CONTRACT ACTION		
Initial Letter Contract	0	0
Def. Contract Superseding Letter	1	370
New Definitive Contract	12	3,089
Small Purchase Procedure	1	35
Order Under IDC	16	2,249
Order Under BOA	1	250
Order /Mod Under GSA Schedule	35	3,842
Order/Mod Under VA or OPM Schedule	0	0
Modifications	42	16,407
Termination for Default	0	0
Termination for Convenience	0	0
SYNOPSIS OF PROCUREMENT PRIOR TO AWARD		
Synopsized Prior to Award	28	8,998
Not Synopsized Due to Urgency	2	495
Not Synopsized for Other Reason	78	16,749

FEDERAL PROCUREMENT DATA SYSTEM
FEDERAL ENERGY REGULATORY COMMISSION
 Actions Reported Individually on SF279
 Fiscal Year 1995 Through Fourth Quarter

SOLICITATION PROCEDURE	Actions	Dollars (000)
Full and Open Competition - Sealed Bid	2	33
Full and Open Competition - Comp Proposal	22	14,431
Full and Open Competition - Combination	0	0
Architect Engineer	0	0
Basic Research	0	0
Multiple Award Schedule	31	3,607
Alternate Source/Reduced Cost	0	0
Alternate Source/Mobilization	0	0
Alternate Source/Eng R & D	0	0
Set-aside	3	161
Other than Full and Open Competition	49	7,975
FULL AND OPEN COMPETITION WITH ONLY ONE BIDDER/OFFERER	0	0
AUTHORITY FOR OTHER THAN FULL AND OPEN COMPETITION		
Only One Source	10	1,422
- Follow-on Contract	0	0
- Utilities (Regulated & Telecommunications)	1	200
Unusual & Compelling Urgency	2	495
Mobilization/Essential R&D	0	0
International Agreement	0	0
Authorized by Statute	37	6,058
Authorized Resale	0	0
National Security	0	0
Public Interest	0	0
EXTENT COMPLETED		
Competed	63	19,058
Not Available for Competition	34	5,467
Follow-on to Completed Action	0	0
Not Completed	11	1,717
TYPE OF CONTRACT		
Fixed Price	76	9,251
Cost Reimbursement	22	15,448
Time and Material	1	82
Labor Hour	9	1,451
TYPE OF CONTRACTOR		
Small Disadvantaged Business	39	6,091
Other Small Business	28	2,574
Large Business	39	17,117
Sheltered Workshops	0	0
Educational & Nonprofit	0	0
State & Local Government	1	360
Foreign Contractor	1	100
Domestic Contractor Performing Outside US	0	0
WOMAN-OWNED SMALL BUSINESS	17	2,829
PREFERENCE PROGRAMS		
Directed to Sheltered Workshop	0	0
8 (a) Program	37	6,058
Combined LSA/SB Set-aside	0	0
Small Business Set-aside	6	229
Labor Surplus Area Set-aside	0	0
Tie Bid Preference	0	0
Buy Indian/Self Determination Act	0	0
No Preference Program or Not Listed	65	19,955
SUBJECT TO LABOR STATUTES		
Walsh Healy Act - Manufacturer	34	3,609
Walsh Healy Act - Dealer	8	1,900
Service Contract Act	15	9,522
Davis Bacon Act	0	0
Not Subject to Above Acts	51	11,211
PRODUCT OR SERVICE		
Supplies & Equipment	36	3,729
ADP Equipment, Purchase and Lease	17	2,579
Research & Development	0	0
Construction	0	0
Architect & Engineering	0	0
Real Property, Purchase & Lease, or Maintenance	4	586
ADP Services (includes Installation & Maintenance)	19	9,420
Other Services	32	9,928

FEDERAL PROCUREMENT DATA SYSTEM
FEDERAL LABOR RELATIONS AUTHORITY
Actions Reported in Summary on SF281
Fiscal Year 1995 Through Fourth Quarter

PART I - PRIME CONTRACTS							
	PROCUREMENT METHODS	Number of Actions (a)	NET DOLLAR AMOUNTS (000)				Total Dollars (f)
			Small Business Concerns (b)	Large Business Concerns (c)	Domestic Outside U.S./ Foreign (d)	Other Entities (e)	
NEW AWARDS AND MODIFICATIONS	1. Tariff or Regulated Acquisitions	0					0
	2. Contracts for Foreign Government or International Organization	0					0
	3. Small Purchases	189	364	131	0	7	502
	4. Delivery Orders - GSA Schedules Only	57	77	117	0	0	194
	5. Delivery Orders - Other Federal Schedules	0	0	0	0	0	0
	6. Delivery Orders - All Other	3	1	1	0	1	3
	7. Other Procurement Methods	0	0	0	0	0	0
	8. TOTAL NEW AWARDS AND MODIFICATIONS	249	442	249	0	8	696
COMPETITION	9. Competed	67	121	125	0	5	251
	10. Not Competed	181	321	123	0	3	447
	11. Not Available for Competition	1	0	1	0	0	1
MODIFICATIONS	12. TOTAL MODIFICATIONS (Excluding Line 3)	4					4

PART II - SELECTED SOCIOECONOMIC STATISTICS (Includes both new awards and modifications)					
PREFERENCE PROGRAMS			TYPE OF CONTRACTOR		
CATEGORY	Number of Actions (a)	Total net Dollars (b)	CATEGORY	Number of Actions (a)	Total net Dollars (b)
13. Small Business - Small Purchase Set-Aside	86	182	18. Small Disadvantaged Business	10	8
14. Small Business Set-Aside	77	260	19. Woman-Owned Small Business	11	21
15. Labor Surplus Area Set-Aside	0	0	20. Sheltered Workshop	0	0
16. Combined Labor Surplus/ Small Business Set-Aside	0	0			
17. 8(a) Awards	0	0			

FEDERAL LABOR RELATIONS AUTHORITY
Actions Reported Individually on SF279
Fiscal Year 1995 Through Fourth Quarter

	Actions	Dollars (000)
TOTAL	0	0
CICA APPLICABILITY		
Pre-CICA	0	0
CICA Awards	0	0
Small Purchases	0	0
Subject to Statute other than CICA	0	0
KIND OF CONTRACT ACTION		
Initial Letter Contract	0	0
Def. Contract Superseding Letter	0	0
New Definitive Contract	0	0
Small Purchase Procedure	0	0
Order Under IDC	0	0
Order Under BOA	0	0
Order /Mod Under GSA Schedule	0	0
Order/Mod Under VA or OPM Schedule	0	0
Modifications	0	0
Termination for Default	0	0
Termination for Convenience	0	0
SYNOPSIS OF PROCUREMENT PRIOR TO AWARD		
Synopsized Prior to Award	0	0
Not Synopsized Due to Urgency	0	0
Not Synopsized for Other Reason	0	0

FEDERAL PROCUREMENT DATA SYSTEM
FEDERAL LABOR RELATIONS AUTHORITY
Actions Reported Individually on SF279
Fiscal Year 1995 Through Fourth Quarter

	Actions	Dollars (000)
SELECTION PROCEDURE		
Full and Open Competition - Sealed Bid	0	0
Full and Open Competition - Comp Proposal	0	0
Full and Open Competition - Combination	0	0
Architect Engineer	0	0
Basic Research	0	0
Multiple Award Schedule	0	0
Alternate Source/Reduced Cost	0	0
Alternate Source/Mobilization	0	0
Alternate Source/Eng R & D	0	0
Set-aside	0	0
Other than Full and Open Competition	0	0
FULL AND OPEN COMPETITION WITH ONLY ONE BIDDER/OFFERER	0	0
AUTHORITY FOR OTHER THAN FULL AND OPEN COMPETITION		
Only One Source	0	0
- Follow-on Contract	0	0
- Utilities (Regulated & Telecommunications)	0	0
Unusual & Compelling Urgency	0	0
Mobilization/Essential R&D	0	0
International Agreement	0	0
Authorized by Statute	0	0
Authorized Resale	0	0
National Security	0	0
Public Interest	0	0
EXTENT COMPETED		
Competed	0	0
Not Available for Competition	0	0
Follow-on to Competed Action	0	0
Not Competed	0	0
TYPE OF CONTRACT		
Fixed Price	0	0
Cost Reimbursement	0	0
Time and Material	0	0
Labor Hour	0	0
TYPE OF CONTRACTOR		
Small Disadvantaged Business	0	0
Other Small Business	0	0
Large Business	0	0
Sheltered Workshops	0	0
Educational & Nonprofit	0	0
State & Local Government	0	0
Foreign Contractor	0	0
Domestic Contractor Performing Outside US	0	0
WOMAN-OWNED SMALL BUSINESS		
PREFERENCE PROGRAMS		
Directed to Sheltered Workshop	0	0
8 (a) Program	0	0
Combined LSA/SB Set-aside	0	0
Small Business Set-aside	0	0
Labor Surplus Area Set-aside	0	0
Tie Bid Preference	0	0
Buy Indian/Self Determination Act	0	0
No Preference Program or Not Listed	0	0
SUBJECT TO LABOR STATUTES		
Walsh Healy Act - Manufacturer	0	0
Walsh Healy Act - Dealer	0	0
Service Contract Act	0	0
Davis Bacon Act	0	0
Not Subject to Above Acts	0	0
PRODUCT OR SERVICE		
Supplies & Equipment	0	0
ADP Equipment, Purchase and Lease	0	0
Research & Development	0	0
Construction	0	0
Architect & Engineering	0	0
Real Property, Purchase & Lease, or Maintenance	0	0
ADP Services (includes Installation & Maintenance)	0	0
Other Services	0	0

**FEDERAL PROCUREMENT DATA SYSTEM
FEDERAL MARITIME COMMISSION
Actions Reported in Summary on SF281
Fiscal Year 1995 Through Fourth Quarter**

PART I - PRIME CONTRACTS							
NEW AWARDS AND MODIFICATIONS	PROCUREMENT METHODS	Number of Actions (a)	NET DOLLAR AMOUNTS (000)				Total Dollars (f)
			Small Business Concerns (b)	Large Business Concerns (c)	Domestic Outside U.S./ Foreign (d)	Other Entities (e)	
	1. Tariff or Regulated Acquisitions	0					0
	2. Contracts for Foreign Government or International Organization	2					10
	3. Small Purchases	325	219	283	21	0	523
	4. Delivery Orders - GSA Schedules Only	33	10	62	0	0	72
	5. Delivery Orders- Other Federal Schedules	0	0	0	0	0	0
	6. Delivery Orders - All Other	0	0	0	0	0	0
	7. Other Procurement Methods	1	0	0	0	2	2
	8. TOTAL NEW AWARDS AND MODIFICATIONS	361	229	345	21	2	607
COMPETITION	9. Competed	287	167	250	1	0	417
	10. Not Competed	20	30	12	0	0	43
	11. Not Available for Competition	54	32	83	20	2	147
MODIFICATIONS	12. TOTAL MODIFICATIONS (Excluding Line 3)	77					-1,642

PART II - SELECTED SOCIOECONOMIC STATISTICS (Includes both new awards and modifications)					
CATEGORY	PREFERENCE PROGRAMS		TYPE OF CONTRACTOR		
	Number of Actions (a)	Total net Dollars (b)	CATEGORY	Number of Actions (a)	Total net Dollars (b)
13. Small Business - Small Purchase Set-Aside	143	133	18. Small Disadvantaged Business	13	21
14. Small Business Set-Aside	2	12	19. Women-Owned Small Business	10	10
15. Labor Surplus Area Set-Aside	0	0	20. Sheltered Workshop	0	0
16. Combined Labor Surplus/ Small Business Set-Aside	0	0			
17. 8(a) Awards	0	0			

**FEDERAL MARITIME COMMISSION
Actions Reported Individually on SF279
Fiscal Year 1995 Through Fourth Quarter**

	Actions	Dollars (000)
TOTAL	5	523
CICA APPLICABILITY		
Pre-CICA	0	0
CICA Awards	5	523
Small Purchases	0	0
Subject to Statute other than CICA	0	0
KIND OF CONTRACT ACTION		
Initial Letter Contract	0	0
Def. Contract Superseding Letter	0	0
New Definitive Contract	3	227
Small Purchase Procedure	0	0
Order Under IDC	0	0
Order Under BOA	0	0
Order /Mod Under GSA Schedule	1	66
Order/Mod Under VA or OPM Schedule	0	0
Modifications	1	230
Termination for Default	0	0
Termination for Convenience	0	0
SYNOPSIS OF PROCUREMENT PRIOR TO AWARD		
Synopsized Prior to Award	3	405
Not Synopsized Due to Urgency	0	0
Not Synopsized for Other Reason	2	118

FEDERAL PROCUREMENT DATA SYSTEM
FEDERAL MARITIME COMMISSION
 Actions Reported Individually on SF279
 Fiscal Year 1995 Through Fourth Quarter

	Actions	Dollars (000)
SELECTION PROCEDURE		
Full and Open Competition - Sealed Bid	0	0
Full and Open Competition - Comp Proposal	1	27
Full and Open Competition - Combination	1	230
Architect Engineer	0	0
Basic Research	0	0
Multiple Award Schedule	1	66
Alternate Source/Reduced Cost	0	0
Alternate Source/Mobilization	0	0
Alternate Source/Eng R & D	0	0
Set-aside	0	0
Other than Full and Open Competition	2	200
FULL AND OPEN COMPETITION WITH ONLY ONE BIDDER/OFFERER	0	0
AUTHORITY FOR OTHER THAN FULL AND OPEN COMPETITION		
Only One Source	2	200
- Follow-on Contract	0	0
- Utilities (Regulated & Telecommunications)	0	0
Unusual & Compelling Urgency	0	0
Mobilization/Essential R&D	0	0
International Agreement	0	0
Authorized by Statute	0	0
Authorized Resale	0	0
National Security	0	0
Public Interest	0	0
EXTENT COMPETED		
Competed	3	323
Not Available for Competition	2	200
Follow-on to Competed Action	0	0
Not Competed	0	0
TYPE OF CONTRACT		
Fixed Price	4	293
Cost Reimbursement	1	230
Time and Material	0	0
Labor Hour	0	0
TYPE OF CONTRACTOR		
Small Disadvantaged Business	0	0
Other Small Business	1	27
Large Business	4	496
Sheltered Workshops	0	0
Educational & Nonprofit	0	0
State & Local Government	0	0
Foreign Contractor	0	0
Domestic Contractor Performing Outside US	0	0
WOMAN-OWNED SMALL BUSINESS	1	27
PREFERENCE PROGRAMS		
Directed to Sheltered Workshop	0	0
8 (a) Program	0	0
Combined LSA/SB Set-aside	0	0
Small Business Set-aside	1	27
Labor Surplus Area Set-aside	0	0
Tie Bid Preference	0	0
Buy Indian/Self Determination Act	0	0
No Preference Program or Not Listed	4	496
SUBJECT TO LABOR STATUTES		
Walsh Healy Act - Manufacturer	2	296
Walsh Healy Act - Dealer	3	227
Service Contract Act	0	0
Devis Bacon Act	0	0
Not Subject to Above Acts	0	0
PRODUCT OR SERVICE		
Supplies & Equipment	2	157
ADP Equipment, Purchase and Lease	2	136
Research & Development	0	0
Construction	0	0
Architect & Engineering	0	0
Real Property, Purchase & Lease, or Maintenance	0	0
ADP Services (includes Installation & Maintenance)	1	230
Other Services	0	0

FEDERAL PROCUREMENT DATA SYSTEM
FEDERAL MEDIATION AND CONCILIATION SERVICE
Actions Reported in Summary on SF281
Fiscal Year 1995 Through Fourth Quarter

PART I - PRIME CONTRACTS							
	PROCUREMENT METHODS	Number of Actions (a)	NET DOLLAR AMOUNTS (000)				Total Dollars (f)
			Small Business Concerns (b)	Large Business Concerns (c)	Domestic Outside U.S./ Foreign (d)	Other Entities (e)	
NEW AWARDS AND MODIFICATIONS	1. Tariff or Regulated Acquisitions	0					0
	2. Contracts for Foreign Government or International Organization	0					0
	3. Small Purchases	684	344	566	0	0	910
	4. Delivery Orders - GSA Schedules Only	89	37	207	0	0	244
	5. Delivery Orders - Other Federal Schedules	24	2	55	0	0	57
	6. Delivery Orders - All Other	533	304	305	0	0	609
	7. Other Procurement Methods	0	0	0	0	0	0
	8. TOTAL NEW AWARDS AND MODIFICATIONS	1,320	687	1,133	0	0	1,820
COMPETITION	9. Competed	919	415	848	0	0	1,263
	10. Not Competed	317	186	228	0	0	414
	11. Not Available for Competition	84	86	57	0	0	143
MODIFICATIONS	12. TOTAL MODIFICATIONS (Excluding Line 3)	1,009					1,560

PART II - SELECTED SOCIOECONOMIC STATISTICS (Includes both new awards and modifications)					
CATEGORY	PREFERENCE PROGRAMS		TYPE OF CONTRACTOR		
	Number of Actions (a)	Total net Dollars (b)	CATEGORY	Number of Actions (a)	Total net Dollars (b)
13. Small Business - Small Purchase Set-Aside	0	0	18. Small Disadvantaged Business	0	0
14. Small Business Set-Aside	0	0	19. Woman-Owned Small Business	0	0
15. Labor Surplus Area Set-Aside	0	0	20. Sheltered Workshop	0	0
16. Combined Labor Surplus/ Small Business Set-Aside	0	0			
17. 8(a) Awards	0	0			

FEDERAL MEDIATION AND CONCILIATION SERVICE
Actions Reported Individually on SF279
Fiscal Year 1995 Through Fourth Quarter

	Actions	Dollars (000)
TOTAL	0	0
CICA APPLICABILITY		
Pre-CICA	0	0
CICA Awards	0	0
Small Purchases	0	0
Subject to Statute other than CICA	0	0
KIND OF CONTRACT ACTION		
Initial Letter Contract	0	0
Def. Contract Superseding Letter	0	0
New Definitive Contract	0	0
Small Purchase Procedure	0	0
Order Under IDC	0	0
Order Under BOA	0	0
Order /Mod Under GSA Schedule	0	0
Order/Mod Under VA or OPM Schedule	0	0
Modifications	0	0
Termination for Default	0	0
Termination for Convenience	0	0
SYNOPSIS OF PROCUREMENT PRIOR TO AWARD		
Synopsized Prior to Award	0	0
Not Synopsized Due to Urgency	0	0
Not Synopsized for Other Reason	0	0

FEDERAL PROCUREMENT DATA SYSTEM
FEDERAL MEDIATION AND CONCILIATION SERVICE
 Actions Reported Individually on SF279
 Fiscal Year 1995 Through Fourth Quarter

SOLICITATION PROCEDURE	Actions	Dollars (000)
Full and Open Competition - Sealed Bid	0	0
Full and Open Competition - Comp Proposal	0	0
Full and Open Competition - Combination	0	0
Architect Engineer	0	0
Basic Research	0	0
Multiple Award Schedule	0	0
Alternate Source/Reduced Cost	0	0
Alternate Source/Mobilization	0	0
Alternate Source/Eng R & D	0	0
Set-aside	0	0
Other than Full and Open Competition	0	0
FULL AND OPEN COMPETITION WITH ONLY ONE BIDDER/OFFERER	0	0
AUTHORITY FOR OTHER THAN FULL AND OPEN COMPETITION		
Only One Source	0	0
- Follow-on Contract	0	0
- Utilities (Regulated & Telecommunications)	0	0
Unusual & Compelling Urgency	0	0
Mobilization/Essential R&D	0	0
International Agreement	0	0
Authorized by Statute	0	0
Authorized Resale	0	0
National Security	0	0
Public Interest	0	0
EXTENT COMPETED		
Competed	0	0
Not Available for Competition	0	0
Follow-on to Competed Action	0	0
Not Competed	0	0
TYPE OF CONTRACT		
Fixed Price	0	0
Cost Reimbursement	0	0
Time and Material	0	0
Labor Hour	0	0
TYPE OF CONTRACTOR		
Small Disadvantaged Business	0	0
Other Small Business	0	0
Large Business	0	0
Sheltered Workshops	0	0
Educational & Nonprofit	0	0
State & Local Government	0	0
Foreign Contractor	0	0
Domestic Contractor Performing Outside US	0	0
WOMAN-OWNED SMALL BUSINESS	0	0
PREFERENCE PROGRAMS		
Directed to Sheltered Workshop	0	0
8 (a) Program	0	0
Combined LSA/SB Set-aside	0	0
Small Business Set-aside	0	0
Labor Surplus Area Set-aside	0	0
Tie Bid Preference	0	0
Buy Indian/Self Determination Act	0	0
No Preference Program or Not Listed	0	0
SUBJECT TO LABOR STATUTES		
Walsh Healy Act - Manufacturer	0	0
Walsh Healy Act - Dealer	0	0
Service Contract Act	0	0
Davis Bacon Act	0	0
Not Subject to Above Acts	0	0
PRODUCT OR SERVICE		
Supplies & Equipment	0	0
ADP Equipment, Purchase and Lease	0	0
Research & Development	0	0
Construction	0	0
Architect & Engineering	0	0
Real Property, Purchase & Lease, or Maintenance	0	0
ADP Services (includes Installation & Maintenance)	0	0
Other Services	0	0

FEDERAL PROCUREMENT DATA SYSTEM
FEDERAL MINE SAFETY AND HEALTH REVIEW COMMISSION
Actions Reported in Summary on SF281
Fiscal Year 1995 Through Fourth Quarter

PART I - PRIME CONTRACTS							
	PROCUREMENT METHODS	Number of Actions (a)	NET DOLLAR AMOUNTS (000)				Total Dollars (f)
			Small Business Concerns (b)	Large Business Concerns (c)	Domestic Outside U.S./ Foreign (d)	Other Entities (e)	
NEW AWARDS AND MODIFICATIONS	1. Tariff or Regulated Acquisitions	0					0
	2. Contracts for Foreign Government or International Organization	0					0
	3. Small Purchases	225	273	0	0	0	273
	4. Delivery Orders - GSA Schedules Only	18	0	9	0	0	9
	5. Delivery Orders - Other Federal Schedules	0	0	0	0	0	0
	6. Delivery Orders - All Other	234	69	212	0	0	281
	7. Other Procurement Methods	0	0	0	0	0	0
	8. TOTAL NEW AWARDS AND MODIFICATIONS	477	342	221	0	0	563
COMPETITION	9. Competed	477	342	221	0	0	563
	10. Not Competed	0	0	0	0	0	0
	11. Not Available for Competition	0	0	0	0	0	0
MODIFICATIONS	12. TOTAL MODIFICATIONS (Excluding Line 3)	121					89

PART II - SELECTED SOCIOECONOMIC STATISTICS (Includes both new awards and modifications)					
CATEGORY	PREFERENCE PROGRAMS		TYPE OF CONTRACTOR		
	Number of Actions (a)	Total net Dollars (b)	CATEGORY	Number of Actions (a)	Total net Dollars (b)
13. Small Business - Small Purchase Set-Aside	0	0	18. Small Disadvantaged Business	0	0
14. Small Business Set-Aside	0	0	19. Woman-Owned Small Business	0	0
15. Labor Surplus Area Set-Aside	0	0	20. Sheltered Workshop	0	0
16. Combined Labor Surplus/ Small Business Set-Aside	0	0			
17. 8(a) Awards	0	0			

FEDERAL MINE SAFETY AND HEALTH REVIEW COMMISSION
Actions Reported Individually on SF279
Fiscal Year 1995 Through Fourth Quarter

	Actions	Dollars (000)
TOTAL	0	0
CICA APPLICABILITY		
Pre-CICA	0	0
CICA Awards	0	0
Small Purchases	0	0
Subject to Statute other than CICA	0	0
KIND OF CONTRACT ACTION		
Initial Letter Contract	0	0
Def. Contract Superseding Letter	0	0
New Definitive Contract	0	0
Small Purchase Procedure	0	0
Order Under IDC	0	0
Order Under BOA	0	0
Order /Mod Under GSA Schedule	0	0
Order/Mod Under VA or OPM Schedule	0	0
Modifications	0	0
Termination for Default	0	0
Termination for Convenience	0	0
SYNOPSIS OF PROCUREMENT PRIOR TO AWARD		
Synopsized Prior to Award	0	0
Not Synopsized Due to Urgency	0	0
Not Synopsized for Other Reason	0	0

FEDERAL PROCUREMENT DATA SYSTEM
FEDERAL MINE SAFETY AND HEALTH REVIEW COMMISSION
 Actions Reported Individually on SF279
 Fiscal Year 1995 Through Fourth Quarter

	Actions	Dollars (000)
SOLICITATION PROCEDURE		
Full and Open Competition - Sealed Bid	0	0
Full and Open Competition - Comp Proposal	0	0
Full and Open Competition - Combination	0	0
Architect Engineer	0	0
Basic Research	0	0
Multiple Award Schedule	0	0
Alternate Source/Reduced Cost	0	0
Alternate Source/Mobilization	0	0
Alternate Source/Eng R & D	0	0
Set-aside	0	0
Other than Full and Open Competition	0	0
FULL AND OPEN COMPETITION WITH ONLY ONE BIDDER/OFFERER	0	0
AUTHORITY FOR OTHER THAN FULL AND OPEN COMPETITION		
Only One Source	0	0
- Follow-on Contract	0	0
- Utilities (Regulated & Telecommunications)	0	0
Unusual & Compelling Urgency	0	0
Mobilization/Essential R&D	0	0
International Agreement	0	0
Authorized by Statute	0	0
Authorized Resale	0	0
National Security	0	0
Public Interest	0	0
EXTENT COMPETED		
Competed	0	0
Not Available for Competition	0	0
Follow-on to Competed Action	0	0
Not Competed	0	0
TYPE OF CONTRACT		
Fixed Price	0	0
Cost Reimbursement	0	0
Time and Material	0	0
Labor Hour	0	0
TYPE OF CONTRACTOR		
Small Disadvantaged Business	0	0
Other Small Business	0	0
Large Business	0	0
Sheltered Workshops	0	0
Educational & Nonprofit	0	0
State & Local Government	0	0
Foreign Contractor	0	0
Domestic Contractor Performing Outside US	0	0
WOMAN-OWNED SMALL BUSINESS		
PREFERENCE PROGRAMS		
Directed to Sheltered Workshop	0	0
8 (a) Program	0	0
Combined LSA/SB Set-aside	0	0
Small Business Set-aside	0	0
Labor Surplus Area Set-aside	0	0
Tie Bid Preference	0	0
Buy Indian/Self Determination Act	0	0
No Preference Program or Not Listed	0	0
SUBJECT TO LABOR STATUTES		
Walsh Healy Act - Manufacturer	0	0
Walsh Healy Act - Dealer	0	0
Service Contract Act	0	0
Davis Bacon Act	0	0
Not Subject to Above Acts	0	0
PRODUCT OR SERVICE		
Supplies & Equipment	0	0
ADP Equipment, Purchase and Lease	0	0
Research & Development	0	0
Construction	0	0
Architect & Engineering	0	0
Real Property, Purchase & Lease, or Maintenance	0	0
ADP Services (includes Installation & Maintenance)	0	0
Other Services	0	0

**FEDERAL PROCUREMENT DATA SYSTEM
FEDERAL TRADE COMMISSION
Actions Reported in Summary on SF281
Fiscal Year 1995 Through Fourth Quarter**

PART I - PRIME CONTRACTS							
	PROCUREMENT METHODS	Number of Actions (a)	NET DOLLAR AMOUNTS (000)				
			Small Business Concerns (b)	Large Business Concerns (c)	Domestic Outside U.S./ Foreign (d)	Other Entities (e)	Total Dollars (f)
NEW AWARDS AND MODIFICATIONS	1. Tariff or Regulated Acquisitions	0				0	
	2. Contracts for Foreign Government or International Organization	0				0	
	3. Small Purchases	625	2,739	623	1	73	3,436
	4. Delivery Orders - GSA Schedules Only	156	388	510	3	12	894
	5. Delivery Orders - Other Federal Schedules	25	203	22	0	20	245
	6. Delivery Orders - All Other	45	213	32	12	11	268
	7. Other Procurement Methods	503	22	378	0	5	405
	8. TOTAL NEW AWARDS AND MODIFICATIONS	1,354	3,546	1,565	16	121	5,248
COMPETITION	9. Competed	375	1,842	775	15	51	2,683
	10. Not Competed	263	1,420	386	1	5	1,812
	11. Not Available for Competition	716	284	404	0	65	753
MODIFICATIONS	12. TOTAL MODIFICATIONS (Excluding Line 3)	0					0

PART II - SELECTED SOCIOECONOMIC STATISTICS (Includes both new awards and modifications)					
PREFERENCE PROGRAMS			TYPE OF CONTRACTOR		
CATEGORY	Number of Actions (a)	Total net Dollars (b)	CATEGORY	Number of Actions (a)	Total net Dollars (b)
13. Small Business - Small Purchase Set-Aside	92	685	18. Small Disadvantaged Business	21	172
14. Small Business Set-Aside	4	43	19. Woman-Owned Small Business	19	79
15. Labor Surplus Area Set-Aside	0	0	20. Sheltered Workshop	0	0
16. Combined Labor Surplus/ Small Business Set-Aside	0	0			
17. 8(a) Awards	5	63			

**FEDERAL TRADE COMMISSION
Actions Reported Individually on SF279
Fiscal Year 1995 Through Fourth Quarter**

	Actions	Dollars (000)
TOTAL	57	4,672
CICA APPLICABILITY		
Pre-CICA	0	0
CICA Awards	55	4,474
Small Purchases	0	0
Subject to Statute other than CICA	2	198
KIND OF CONTRACT ACTION		
Initial Letter Contract	0	0
Def. Contract Superseding Letter	0	0
New Definitive Contract	2	249
Small Purchase Procedure	0	0
Order Under IDC	22	2,201
Order Under BOA	0	0
Order /Mod Under GSA Schedule	26	1,787
Order/Mod Under VA or OPM Schedule	0	0
Modifications	7	435
Termination for Default	0	0
Termination for Convenience	0	0
SYNOPSIS OF PROCUREMENT PRIOR TO AWARD		
Synopsized Prior to Award	35	2,865
Not Synopsized Due to Urgency	0	0
Not Synopsized for Other Reason	22	1,807

FEDERAL PROCUREMENT DATA SYSTEM
FEDERAL TRADE COMMISSION
Actions Reported Individually on SF279
Fiscal Year 1995 Through Fourth Quarter

SOLICITATION PROCEDURE	Actions	Dollars (\$00)
Full and Open Competition - Sealed Bid	0	0
Full and Open Competition - Comp Proposal	21	1,990
Full and Open Competition - Combination	0	0
Architect Engineer	0	0
Basic Research	0	0
Multiple Award Schedule	27	1,869
Alternate Source/Reduced Cost	3	470
Alternate Source/Mobilization	0	0
Alternate Source/Eng R & D	0	0
Set-aside	0	0
Other than Full and Open Competition	4	145
FULL AND OPEN COMPETITION WITH ONLY ONE BIDDER/OFFERER	0	0
AUTHORITY FOR OTHER THAN FULL AND OPEN COMPETITION		
Only One Source	0	0
- Follow-on Contract	0	0
- Utilities (Regulated & Telecommunications)	0	0
Unusual & Compelling Urgency	2	69
Mobilization/Essential R&D	0	0
International Agreement	0	0
Authorized by Statute	2	76
Authorized Resale	0	0
National Security	0	0
Public Interest	0	0
EXTENT COMPETED		
Competed	52	4,376
Not Available for Competition	4	274
Follow-on to Competed Action	1	22
Not Competed	0	0
TYPE OF CONTRACT		
Fixed Price	57	4,672
Cost Reimbursement	0	0
Time and Material	0	0
Labor Hour	0	0
TYPE OF CONTRACTOR		
Small Disadvantaged Business	8	694
Other Small Business	26	2,432
Large Business	20	1,076
Sheltered Workshops	0	0
Educational & Nonprofit	0	0
State & Local Government	3	470
Foreign Contractor	0	0
Domestic Contractor Performing Outside US	0	0
WOMAN-OWNED SMALL BUSINESS	4	297
PREFERENCE PROGRAMS		
Directed to Sheltered Workshop	0	0
8 (a) Program	4	274
Combined LSA/SB Set-aside	0	0
Small Business Set-aside	1	141
Labor Surplus Area Set-aside	0	0
Tie Bid Preference	0	0
Buy Indian/Self Determination Act	0	0
No Preference Program or Not Listed	52	4,257
SUBJECT TO LABOR STATUTES		
Walsh Healy Act - Manufacturer	16	974
Walsh Healy Act - Dealer	10	813
Service Contract Act	5	668
Davis Bacon Act	0	0
Not Subject to Above Acts	26	2,217
PRODUCT OR SERVICE		
Supplies & Equipment	14	718
ADP Equipment, Purchase and Lease	19	1,709
Research & Development	0	0
Construction	0	0
Architect & Engineering	0	0
Real Property, Purchase & Lease, or Maintenance	0	0
ADP Services (includes Installation & Maintenance)	14	1,233
Other Services	10	1,012

**FEDERAL PROCUREMENT DATA SYSTEM
GENERAL SERVICES ADMINISTRATION
Actions Reported in Summary on SF281
Fiscal Year 1995 Through Fourth Quarter**

PART I - PRIME CONTRACTS							
	PROCUREMENT METHODS	Number of Actions (a)	NET DOLLAR AMOUNTS (000)				
			Small Business Concerns (b)	Large Business Concerns (c)	Domestic Outside U.S./ Foreign (d)	Other Entities (e)	Total Dollars (f)
NEW AWARDS AND MODIFICATIONS	1. Tariff or Regulated Acquisitions	435				154	
	2. Contracts for Foreign Government or International Organization	8,344				6,315	
	3. Small Purchases	707,940	199,717	20,627	84	1,843	222,271
	4. Delivery Orders - GSA Schedules Only	85,685	51,526	33,624	1,126	7	86,283
	5. Delivery Orders - Other Federal Schedules	672	1,903	657	0	40	2,600
	6. Delivery Orders - All Other	285,980	328,134	208,247	6,396	107,811	650,588
	7. Other Procurement Methods	28,106	6,228	3,278	1	3,259	12,766
	8. TOTAL NEW AWARDS AND MODIFICATIONS	1,118,142	587,508	286,433	7,607	112,960	980,977
COMPETITION	9. Competed	893,542	516,559	253,772	7,572	2,925	781,090
	10. Not Competed	36,445	31,666	6,682	0	2,473	40,662
	11. Not Available for Competition	188,155	39,283	5,979	35	107,562	159,225
MODIFICATIONS	12. TOTAL MODIFICATIONS (Excluding Line 3)	15,727					16,336

PART II - SELECTED SOCIOECONOMIC STATISTICS (Includes both new awards and modifications)					
PREFERENCE PROGRAMS			TYPE OF CONTRACTOR		
CATEGORY	Number of Actions (a)	Total net Dollars (b)	CATEGORY	Number of Actions (a)	Total net Dollars (b)
13. Small Business - Small Purchase Set-Aside	427,871	95,547	18. Small Disadvantaged Business	18,361	34,009
14. Small Business Set-Aside	25,206	64,952	19. Woman-Owned Small Business	22,334	27,889
15. Labor Surplus Area Set-Aside	9,237	89,474	20. Sheltered Workshop	29,716	107,409
16. Combined Labor Surplus/ Small Business Set-Aside	1,284	3,331			
17. 8(a) Awards	4,405	14,094			

**GENERAL SERVICES ADMINISTRATION
Actions Reported Individually on SF279
Fiscal Year 1995 Through Fourth Quarter**

	Actions	Dollars (000)
TOTAL	46,179	5,362,074
CICA APPLICABILITY		
Pre-CICA	36	11,061
CICA Awards	37,997	4,896,555
Small Purchases	7,578	29,941
Subject to Statute other than CICA	71	6,941
KIND OF CONTRACT ACTION		
Initial Letter Contract	8	1,999
Def. Contract Superseding Letter	2	2,746
New Definitive Contract	2,797	1,892,687
Small Purchase Procedure	7,398	29,096
Order Under IDC	12,344	1,508,155
Order Under BOA	10,154	1,555,693
Order /Mod Under GSA Schedule	1,951	86,975
Order/Mod Under VA or OPM Schedule	1	212
Modifications	10,226	308,644
Termination for Default	128	-3,175
Termination for Convenience	1,170	-18,938
SYNOPSIS OF PROCUREMENT PRIOR TO AWARD		
Synopsized Prior to Award	24,363	3,452,353
Not Synopsized Due to Urgency	633	68,181
Not Synopsized for Other Reason	20,684	1,423,964

FEDERAL PROCUREMENT DATA SYSTEM
GENERAL SERVICES ADMINISTRATION
Actions Reported Individually on SF279
Fiscal Year 1995 Through Fourth Quarter

SOLICITATION PROCEDURE	Actions	Dollars (000)
Full and Open Competition - Sealed Bid	3,023	559,595
Full and Open Competition - Comp Proposal	16,171	2,765,975
Full and Open Competition - Combination	91	47,093
Architect Engineer	2,089	142,205
Basic Research	0	0
Multiple Award Schedule	1,702	77,115
Alternate Source/Reduced Cost	0	0
Alternate Source/Mobilization	2	760
Alternate Source/Eng R & D	0	0
Set-aside	2,930	352,783
Other than Full and Open Competition	6,983	651,039
FULL AND OPEN COMPETITION WITH ONLY ONE BIDDER/OFFERER	9,896	1,457,074
AUTHORITY FOR OTHER THAN FULL AND OPEN COMPETITION		
Only One Source	1,798	215,014
- Follow-on Contract	246	35,344
- Utilities (Regulated & Telecommunications)	1,410	153,683
Unusual & Compelling Urgency	832	82,483
Mobilization/Essential R&D	0	0
International Agreement	6	1,149
Authorized by Statute	4,335	345,634
Authorized Resale	1	265
National Security	9	3,201
Public Interest	2	3,293
EXTENT COMPETED		
Competed	36,426	4,348,371
Not Available for Competition	6,438	499,458
Follow-on to Competed Action	90	15,000
Not Competed	2,726	81,689
TYPE OF CONTRACT		
Fixed Price	44,951	4,844,149
Cost Reimbursement	82	22,749
Time and Material	156	5,693
Labor Hour	491	71,907
TYPE OF CONTRACTOR		
Small Disadvantaged Business	4,287	364,912
Other Small Business	23,459	1,477,758
Large Business	14,771	2,911,056
Sheltered Workshops	2,785	157,505
Educational & Nonprofit	74	15,867
State & Local Government	81	8,503
Foreign Contractor	26	928
Domestic Contractor Performing Outside US	197	7,969
WOMAN-OWNED SMALL BUSINESS	2,003	109,398
PREFERENCE PROGRAMS		
Directed to Sheltered Workshop	2,783	157,412
8 (a) Program	1,656	189,749
Combined LSA/SB Set-aside	383	27,076
Small Business Set-aside	3,477	205,676
Labor Surplus Area Set-aside	6,464	970,939
Tie Bid Preference	4	4,416
Buy Indian/Self Determination Act	1	1
No Preference Program or Not Listed	30,912	3,389,229
SUBJECT TO LABOR STATUTES		
Walsh Healy Act - Manufacturer	7,388	496,613
Walsh Healy Act - Dealer	2,368	253,324
Service Contract Act	5,084	907,734
Davis Bacon Act	9,150	1,159,491
Not Subject to Above Acts	21,690	2,127,336
PRODUCT OR SERVICE		
Supplies & Equipment	12,684	1,191,585
ADP Equipment, Purchase and Lease	569	69,251
Research & Development	9	45
Construction	13,614	1,166,339
Architect & Engineering	2,091	143,105
Real Property, Purchase & Lease, or Maintenance	10,187	1,556,136
ADP Services (includes Installation & Maintenance)	2,402	474,972
Other Services	4,623	760,641

FEDERAL PROCUREMENT DATA SYSTEM
INTERNATIONAL TRADE COMMISSION
Actions Reported in Summary on SF281
Fiscal Year 1995 Through Fourth Quarter

PART I - PRIME CONTRACTS							
	PROCUREMENT METHODS	Number of Actions (a)	NET DOLLAR AMOUNTS (000)				Total Dollars (f)
			Small Business Concerns (b)	Large Business Concerns (c)	Domestic Outside U.S./ Foreign (d)	Other Entities (e)	
NEW AWARDS AND MODIFICATIONS	1. Tariff or Regulated Acquisitions	0					0
	2. Contracts for Foreign Government or International Organization	0					0
	3. Small Purchases	1,659	681	191	0	0	872
	4. Delivery Orders - GSA Schedules Only	35	173	73	0	0	246
	5. Delivery Orders - Other Federal Schedules	1	13	0	0	0	13
	6. Delivery Orders - All Other	4	42	4	0	0	46
	7. Other Procurement Methods	5	31	-5	0	0	26
	8. TOTAL NEW AWARDS AND MODIFICATIONS	1,704	840	263	0	0	1,203
COMPETITION	9. Competed	54	387	43	0	0	430
	10. Not Competed	36	158	77	0	0	235
	11. Not Available for Competition	1,614	395	143	0	0	538
MODIFICATIONS	12. TOTAL MODIFICATIONS (Excluding Line 3)	5					8

PART II - SELECTED SOCIOECONOMIC STATISTICS (Includes both new awards and modifications)					
CATEGORY	PREFERENCE PROGRAMS		TYPE OF CONTRACTOR		
	Number of Actions (a)	Total net Dollars (b)	CATEGORY	Number of Actions (a)	Total net Dollars (b)
13. Small Business - Small Purchase Set-Aside	10	31	18. Small Disadvantaged Business	3	22
14. Small Business Set-Aside	2	34	19. Women-Owned Small Business	7	10
15. Labor Surplus Area Set-Aside	0	0	20. Sheltered Workshop	0	0
16. Combined Labor Surplus/ Small Business Set-Aside	0	0			
17. 8(a) Awards	4	31			

INTERNATIONAL TRADE COMMISSION
Actions Reported Individually on SF279
Fiscal Year 1995 Through Fourth Quarter

	Actions	Dollars (000)
TOTAL	24	927
CICA APPLICABILITY		
Pre-CICA	0	0
CICA Awards	24	927
Small Purchases	0	0
Subject to Statute other than CICA	0	0
KIND OF CONTRACT ACTION		
Initial Letter Contract	0	0
Def. Contract Superseding Letter	0	0
New Definitive Contract	3	99
Small Purchase Procedure	0	0
Order Under IDC	4	188
Order Under BOA	0	0
Order /Mod Under GSA Schedule	3	247
Order/Mod Under VA or OPM Schedule	0	0
Modifications	14	393
Termination for Default	0	0
Termination for Convenience	0	0
SYNOPSIS OF PROCUREMENT PRIOR TO AWARD		
Synopsized Prior to Award	11	364
Not Synopsized Due to Urgency	0	0
Not Synopsized for Other Reason	13	563

FEDERAL PROCUREMENT DATA SYSTEM
INTERNATIONAL TRADE COMMISSION
Actions Reported Individually on SF279
Fiscal Year 1995 Through Fourth Quarter

	Actions	Dollars (000)
SOLICITATION PROCEDURE		
Full and Open Competition - Sealed Bid	4	22
Full and Open Competition - Comp Proposal	12	354
Full and Open Competition - Combination	0	0
Architect Engineer	0	0
Basic Research	0	0
Multiple Award Schedule	3	247
Alternate Source/Reduced Cost	0	0
Alternate Source/Mobilization	0	0
Alternate Source/Eng R & D	0	0
Set-aside	0	0
Other than Full and Open Competition	5	304
FULL AND OPEN COMPETITION WITH ONLY ONE BIDDER/OFFERER	4	100
AUTHORITY FOR OTHER THAN FULL AND OPEN COMPETITION		
Only One Source	2	109
- Follow-on Contract	0	0
- Utilities (Regulated & Telecommunications)	0	0
Unusual & Compelling Urgency	1	13
Mobilization/Essential R&D	0	0
International Agreement	0	0
Authorized by Statute	2	182
Authorized Resale	0	0
National Security	0	0
Public Interest	0	0
EXTENT COMPETED		
Competed	19	623
Not Available for Competition	3	195
Follow-on to Competed Action	0	0
Not Competed	2	109
TYPE OF CONTRACT		
Fixed Price	24	927
Cost Reimbursement	0	0
Time and Material	0	0
Labor Hour	0	0
TYPE OF CONTRACTOR		
Small Disadvantaged Business	5	196
Other Small Business	8	255
Large Business	11	476
Sheltered Workshops	0	0
Educational & Nonprofit	0	0
State & Local Government	0	0
Foreign Contractor	0	0
Domestic Contractor Performing Outside US	0	0
WOMAN-OWNED SMALL BUSINESS	2	5
PREFERENCE PROGRAMS		
Directed to Sheltered Workshop	0	0
8 (a) Program	3	195
Combined LSA/SB Set-aside	0	0
Small Business Set-aside	2	1
Labor Surplus Area Set-aside	0	0
Tie Bid Preference	0	0
Buy Indian/Self Determination Act	0	0
No Preference Program or Not Listed	19	731
SUBJECT TO LABOR STATUTES		
Walsh Healy Act - Manufacturer	3	247
Walsh Healy Act - Dealer	3	186
Service Contract Act	18	494
Davis Bacon Act	0	0
Not Subject to Above Acts	0	0
PRODUCT OR SERVICE		
Supplies & Equipment	2	140
ADP Equipment, Purchase and Lease	0	0
Research & Development	0	0
Construction	0	0
Architect & Engineering	0	0
Real Property, Purchase & Lease, or Maintenance	1	59
ADP Services (includes Installation & Maintenance)	5	168
Other Services	16	560

FEDERAL PROCUREMENT DATA SYSTEM
INTERSTATE COMMERCE COMMISSION
Actions Reported in Summary on SF281
Fiscal Year 1995 Through Fourth Quarter

PART I - PRIME CONTRACTS							
	PROCUREMENT METHODS	Number of Actions (a)	NET DOLLAR AMOUNTS (000)				Total Dollars (f)
			Small Business Concerns (b)	Large Business Concerns (c)	Domestic Outside U.S./ Foreign (d)	Other Entities (e)	
NEW AWARDS AND MODIFICATIONS	1. Tariff or Regulated Acquisitions	0					0
	2. Contracts for Foreign Government or International Organization	0					0
	3. Small Purchases	666	135	75	0	65	275
	4. Delivery Orders - GSA Schedules Only	302	324	184	0	68	576
	5. Delivery Orders - Other Federal Schedules	15	49	107	0	0	156
	6. Delivery Orders - All Other	30	22	10	0	10	42
	7. Other Procurement Methods	5	0	0	0	0	0
	8. TOTAL NEW AWARDS AND MODIFICATIONS	1,018	506	366	0	143	1,049
COMPETITION	9. Competed	322	429	220	0	71	720
	10. Not Competed	651	79	177	20	69	325
	11. Not Available for Competition	45	0	1	0	3	4
MODIFICATIONS	12. TOTAL MODIFICATIONS (Excluding Line 3)	386					173

PART II - SELECTED SOCIOECONOMIC STATISTICS (Includes both new awards and modifications)					
PREFERENCE PROGRAMS			TYPE OF CONTRACTOR		
CATEGORY	Number of Actions (a)	Total net Dollars (b)	CATEGORY	Number of Actions (a)	Total net Dollars (b)
13. Small Business - Small Purchase Set-Aside	166	48	18. Small Disadvantaged Business	15	31
14. Small Business Set-Aside	71	43	19. Woman-Owned Small Business	21	18
15. Labor Surplus Area Set-Aside	0	0	20. Sheltered Workshop	0	0
16. Combined Labor Surplus/ Small Business Set-Aside	0	0			
17. 8(a) Awards	0	0			

INTERSTATE COMMERCE COMMISSION
Actions Reported Individually on SF279
Fiscal Year 1995 Through Fourth Quarter

	Actions	Dollars (000)
TOTAL	11	1,382
CICA APPLICABILITY		
Pre-CICA	0	0
CICA Awards	11	1,382
Small Purchases	0	0
Subject to Statute other than CICA	0	0
KIND OF CONTRACT ACTION		
Initial Letter Contract	0	0
Def. Contract Superseding Letter	0	0
New Definitive Contract	0	0
Small Purchase Procedure	0	0
Order Under IDC	2	68
Order Under BOA	1	80
Order /Mod Under GSA Schedule	4	379
Order/Mod Under VA or OPM Schedule	0	0
Modifications	4	855
Termination for Default	0	0
Termination for Convenience	0	0
SYNOPSIS OF PROCUREMENT PRIOR TO AWARD		
Synopsized Prior to Award	6	978
Not Synopsized Due to Urgency	0	0
Not Synopsized for Other Reason	5	404

FEDERAL PROCUREMENT DATA SYSTEM
INTERSTATE COMMERCE COMMISSION
Actions Reported Individually on SF279
Fiscal Year 1995 Through Fourth Quarter

	Actions	Dollars (000)
SOLICITATION PROCEDURE		
Full and Open Competition - Sealed Bid	0	0
Full and Open Competition - Comp Proposal	4	855
Full and Open Competition - Combination	0	0
Architect Engineer	0	0
Basic Research	0	0
Multiple Award Schedule	7	527
Alternate Source/Reduced Cost	0	0
Alternate Source/Mobilization	0	0
Alternate Source/Eng R & D	0	0
Set-aside	0	0
Other than Full and Open Competition	0	0
FULL AND OPEN COMPETITION WITH ONLY ONE BIDDER/OFFERER	4	875
AUTHORITY FOR OTHER THAN FULL AND OPEN COMPETITION		
Only One Source	0	0
- Follow-on Contract	0	0
- Utilities (Regulated & Telecommunications)	0	0
Unusual & Compelling Urgency	0	0
Mobilization/Essential R&D	0	0
International Agreement	0	0
Authorized by Statute	0	0
Authorized Resale	0	0
National Security	0	0
Public Interest	0	0
EXTENT COMPLETED		
Completed	11	1,382
Not Available for Competition	0	0
Follow-on to Completed Action	0	0
Not Completed	0	0
TYPE OF CONTRACT		
Fixed Price	11	1,382
Cost Reimbursement	0	0
Time and Material	0	0
Labor Hour	0	0
TYPE OF CONTRACTOR		
Small Disadvantaged Business	0	0
Other Small Business	6	780
Large Business	4	204
Sheltered Workshops	0	0
Educational & Nonprofit	1	398
State & Local Government	0	0
Foreign Contractor	0	0
Domestic Contractor Performing Outside US	0	0
WOMAN-OWNED SMALL BUSINESS	0	0
PREFERENCE PROGRAMS		
Directed to Sheltered Workshop	0	0
8 (a) Program	0	0
Combined LSA/SB Set-aside	0	0
Small Business Set-aside	1	60
Labor Surplus Area Set-aside	0	0
Tie Bid Preference	0	0
Buy Indian/Self Determination Act	0	0
No Preference Program or Not Listed	10	1,322
SUBJECT TO LABOR STATUTES		
Walsh Healy Act - Manufacturer	4	379
Walsh Healy Act - Dealer	0	0
Service Contract Act	7	1,003
Davis Bacon Act	0	0
Not Subject to Above Acts	0	0
PRODUCT OR SERVICE		
Supplies & Equipment	0	0
ADP Equipment, Purchase and Lease	3	323
Research & Development	0	0
Construction	0	0
Architect & Engineering	0	0
Real Property, Purchase & Lease, or Maintenance	0	0
ADP Services (includes Installation & Maintenance)	7	1,003
Other Services	1	56

FEDERAL PROCUREMENT DATA SYSTEM
MERIT SYSTEMS PROTECTION BOARD
Actions Reported in Summary on SF281
Fiscal Year 1995 Through Fourth Quarter

PART I - PRIME CONTRACTS							
	PROCUREMENT METHODS	Number of Actions (a)	NET DOLLAR AMOUNTS (000)				Total Dollars (f)
			Small Business Concerns (b)	Large Business Concerns (c)	Domestic Outside U.S./ Foreign (d)	Other Entities (e)	
NEW AWARDS AND MODIFICATIONS	1. Tariff or Regulated Acquisitions	0					0
	2. Contracts for Foreign Government or International Organization	0					0
	3. Small Purchases	2,095	584	336	0	3	933
	4. Delivery Orders - GSA Schedules Only	499	31	389	0	0	420
	5. Delivery Orders- Other Federal Schedules	17	-6	116	0	0	110
	6. Delivery Orders - All Other	3	0	7	0	0	7
	7. Other Procurement Methods	75	43	3	4	56	106
	8. TOTAL NEW AWARDS AND MODIFICATIONS	2,689	662	851	4	59	1,576
COMPETITION	9. Competed	1,914	383	814	0	0	1,197
	10. Not Competed	574	139	31	0	0	170
	11. Not Available for Competition	201	140	6	4	59	209
MODIFICATIONS	12. TOTAL MODIFICATIONS (Excluding Line 3)	50					-34

PART II - SELECTED SOCIOECONOMIC STATISTICS (Includes both new awards and modifications)					
PREFERENCE PROGRAMS			TYPE OF CONTRACTOR		
CATEGORY	Number of Actions (a)	Total net Dollars (b)	CATEGORY	Number of Actions (a)	Total net Dollars (b)
13. Small Business - Small Purchase Set-Aside	1	0	18. Small Disadvantaged Business	13	8
14. Small Business Set-Aside	5	5	19. Woman-Owned Small Business	1,129	247
15. Labor Surplus Area Set-Aside	15	2	20. Sheltered Workshop	0	0
16. Combined Labor Surplus/ Small Business Set-Aside	0	0			
17. 8(a) Awards	3	43			

MERIT SYSTEMS PROTECTION BOARD
Actions Reported Individually on SF279
Fiscal Year 1995 Through Fourth Quarter

	Actions	Dollars (000)
TOTAL	0	0
CICA APPLICABILITY		
Pre-CICA	0	0
CICA Awards	0	0
Small Purchases	0	0
Subject to Statute other than CICA	0	0
KIND OF CONTRACT ACTION		
Initial Letter Contract	0	0
Def. Contract Superseding Letter	0	0
New Definitive Contract	0	0
Small Purchase Procedure	0	0
Order Under IDC	0	0
Order Under BOA	0	0
Order /Mod Under GSA Schedule	0	0
Order/Mod Under VA or OPM Schedule	0	0
Modifications	0	0
Termination for Default	0	0
Termination for Convenience	0	0
SYNOPSIS OF PROCUREMENT PRIOR TO AWARD		
Synopsized Prior to Award	0	0
Not Synopsized Due to Urgency	0	0
Not Synopsized for Other Reason	0	0

FEDERAL PROCUREMENT DATA SYSTEM
MERIT SYSTEMS PROTECTION BOARD
 Actions Reported Individually on SF279
 Fiscal Year 1995 Through Fourth Quarter

	Actions	Dollars (000)
SOLICITATION PROCEDURE		
Full and Open Competition - Sealed Bid	0	0
Full and Open Competition - Comp Proposal	0	0
Full and Open Competition - Combination	0	0
Architect Engineer	0	0
Basic Research	0	0
Multiple Award Schedule	0	0
Alternate Source/Reduced Cost	0	0
Alternate Source/Mobilization	0	0
Alternate Source/Eng R & D	0	0
Set-aside	0	0
Other than Full and Open Competition	0	0
FULL AND OPEN COMPETITION WITH ONLY ONE BIDDER/OFFERER	0	0
AUTHORITY FOR OTHER THAN FULL AND OPEN COMPETITION		
Only One Source	0	0
- Follow-on Contract	0	0
- Utilities (Regulated & Telecommunications)	0	0
Unusual & Compelling Urgency	0	0
Mobilization/Essential R&D	0	0
International Agreement	0	0
Authorized by Statute	0	0
Authorized Resale	0	0
National Security	0	0
Public Interest	0	0
EXTENT COMPETED		
Competed	0	0
Not Available for Competition	0	0
Follow-on to Competed Action	0	0
Not Competed	0	0
TYPE OF CONTRACT		
Fixed Price	0	0
Cost Reimbursement	0	0
Time and Material	0	0
Labor Hour	0	0
TYPE OF CONTRACTOR		
Small Disadvantaged Business	0	0
Other Small Business	0	0
Large Business	0	0
Sheltered Workshops	0	0
Educational & Nonprofit	0	0
State & Local Government	0	0
Foreign Contractor	0	0
Domestic Contractor Performing Outside US	0	0
WOMAN-OWNED SMALL BUSINESS		
PREFERENCE PROGRAMS		
Directed to Sheltered Workshop	0	0
8 (a) Program	0	0
Combined LSA/SB Set-aside	0	0
Small Business Set-aside	0	0
Labor Surplus Area Set-aside	0	0
Tie Bid Preference	0	0
Buy Indian/Self Determination Act	0	0
No Preference Program or Not Listed	0	0
SUBJECT TO LABOR STATUTES		
Walsh Healy Act - Manufacturer	0	0
Walsh Healy Act - Dealer	0	0
Service Contract Act	0	0
Davis Bacon Act	0	0
Not Subject to Above Acts	0	0
PRODUCT OR SERVICE		
Supplies & Equipment	0	0
ADP Equipment, Purchase and Lease	0	0
Research & Development	0	0
Construction	0	0
Architect & Engineering	0	0
Real Property, Purchase & Lease, or Maintenance	0	0
ADP Services (includes Installation & Maintenance)	0	0
Other Services	0	0

FEDERAL PROCUREMENT DATA SYSTEM
NATIONAL AERONAUTICS AND SPACE ADMINISTRATION
Actions Reported in Summary on SF281
Fiscal Year 1995 Through Fourth Quarter

PART I - PRIME CONTRACTS							
	PROCUREMENT METHODS	Number of Actions (a)	NET DOLLAR AMOUNTS (000)				Total Dollars (f)
			Small Business Concerns (b)	Large Business Concerns (c)	Domestic Outside U.S./ Foreign (d)	Other Entities (e)	
NEW AWARDS AND MODIFICATIONS	1. Tariff or Regulated Acquisitions	0					0
	2. Contracts for Foreign Government or International Organization	0					0
	3. Small Purchases	67,323	115,015	76,632	1,032	6,793	199,472
	4. Delivery Orders - GSA Schedules Only	6,014	8,183	12,793	0	0	20,976
	5. Delivery Orders - Other Federal Schedules	0	0	0	0	0	0
	6. Delivery Orders - All Other	0	0	0	0	0	0
	7. Other Procurement Methods	258	1,728	0	0	0	1,728
	8. TOTAL NEW AWARDS AND MODIFICATIONS	73,595	124,926	89,425	1,032	6,793	222,176
COMPETITION	9. Competed	20,336	56,476	33,357	109	1,368	91,310
	10. Not Competed	10,775	34,106	49,433	881	4,352	88,772
	11. Not Available for Competition	42,484	34,344	6,635	42	1,073	42,094
MODIFICATIONS	12. TOTAL MODIFICATIONS (Excluding Line 3)	0					0

PART II - SELECTED SOCIOECONOMIC STATISTICS (Includes both new awards and modifications)					
PREFERENCE PROGRAMS			TYPE OF CONTRACTOR		
CATEGORY	Number of Actions (a)	Total net Dollars (b)	CATEGORY	Number of Actions (a)	Total net Dollars (b)
13. Small Business - Small Purchase Set-Aside	15,493	58,325	18. Small Disadvantaged Business	2,112	9,154
14. Small Business Set-Aside	0	0	19. Woman-Owned Small Business	2,372	3,886
15. Labor Surplus Area Set-Aside	0	0	20. Sheltered Workshop	0	0
16. Combined Labor Surplus/ Small Business Set-Aside	0	0			
17. 8(a) Awards	258	1,728			

NATIONAL AERONAUTICS AND SPACE ADMINISTRATION
Actions Reported Individually on SF279
Fiscal Year 1995 Through Fourth Quarter

	Actions	Dollars (000)
TOTAL	16,093	11,740,715
CICA APPLICABILITY		
Pre-CICA	364	1,759,146
CICA Awards	11,012	9,981,569
Small Purchases	0	0
Subject to Statute other than CICA	0	0
KIND OF CONTRACT ACTION		
Initial Letter Contract	7	4,174
Def. Contract Superseding Letter	1	128
New Definitive Contract	1,973	736,549
Small Purchase Procedure	0	0
Order Under IDC	756	70,046
Order Under BOA	19	1,684
Order /Mod Under GSA Schedule	415	19,967
Order/Mod Under VA or OPM Schedule	1	48
Modifications	8,195	10,907,893
Termination for Default	2	227
Termination for Convenience	7	-1
SYNOPSIS OF PROCUREMENT PRIOR TO AWARD		
Synopsized Prior to Award	8,830	10,903,741
Not Synopsized Due to Urgency	101	22,217
Not Synopsized for Other Reason	2,445	814,757

FEDERAL PROCUREMENT DATA SYSTEM
NATIONAL AERONAUTICS AND SPACE ADMINISTRATION
Actions Reported Individually on SF279
Fiscal Year 1995 Through Fourth Quarter

	Actions	Dollars (000)
SOLICITATION PROCEDURE		
Full and Open Competition - Sealed Bid	666	153,715
Full and Open Competition - Comp Proposal	3,430	3,833,995
Full and Open Competition - Combination	12	1,127
Architect Engineer	298	57,982
Basic Research	568	148,771
Multiple Award Schedule	381	18,676
Alternate Source/Reduced Cost	57	112,101
Alternate Source/Mobilization	8	1,170
Alternate Source/Eng R & D	1	-38
Set-aside	2,459	548,154
Other than Full and Open Competition	2,930	5,065,916
FULL AND OPEN COMPETITION WITH ONLY ONE BIDDER/OFFERER	817	821,872
AUTHORITY FOR OTHER THAN FULL AND OPEN COMPETITION		
Only One Source	1,429	2,681,034
- Follow-on Contract	79	606,541
- Utilities (Regulated & Telecommunications)	189	42,445
Unusual & Compelling Urgency	181	74,711
Mobilization/Essential R&D	135	416,341
International Agreement	15	123,209
Authorized by Statute	1,122	380,491
Authorized Resale	0	0
National Security	42	30,135
Public Interest	26	1,359,995
EXTENT COMPETED		
Competed	8,406	6,872,250
Not Available for Competition	1,278	267,992
Follow-on to Competed Action	137	1,029,986
Not Competed	1,555	3,570,487
TYPE OF CONTRACT		
Fixed Price	6,210	1,310,479
Cost Reimbursement	4,990	10,393,402
Time and Material	181	35,732
Labor Hour	15	1,102
TYPE OF CONTRACTOR		
Small Disadvantaged Business	1,928	475,837
Other Small Business	3,567	555,982
Large Business	4,743	8,914,661
Sheltered Workshops	4	255
Educational & Nonprofit	496	1,459,100
State & Local Government	502	131,680
Foreign Contractor	106	178,070
Domestic Contractor Performing Outside US	30	25,150
WOMAN-OWNED SMALL BUSINESS	693	167,241
PREFERENCE PROGRAMS		
Directed to Sheltered Workshop	4	255
B (a) Program	1,274	341,004
Combined LSA/SB Set-aside	56	17,307
Small Business Set-aside	2,339	410,310
Labor Surplus Area Set-aside	32	8,856
Tie Bid Preference	1	2
Buy Indian/Self Determination Act	0	0
No Preference Program or Not Listed	7,670	10,962,981
SUBJECT TO LABOR STATUTES		
Walsh Healy Act - Manufacturer	2,576	4,312,060
Walsh Healy Act - Dealer	1,131	669,758
Service Contract Act	1,609	2,632,942
Davis Bacon Act	924	447,745
Not Subject to Above Acts	5,136	3,678,210
PRODUCT OR SERVICE		
Supplies & Equipment	1,228	2,012,584
ADP Equipment, Purchase and Lease	1,550	163,974
Research & Development	4,022	3,967,415
Construction	1,090	510,646
Architect & Engineering	328	71,686
Real Property, Purchase & Lease, or Maintenance	34	28,613
ADP Services (includes Installation & Maintenance)	512	675,490
Other Services	2,612	4,310,307

FEDERAL PROCUREMENT DATA SYSTEM
NATIONAL ARCHIVES AND RECORDS ADMINISTRATION
Actions Reported in Summary on SF281
Fiscal Year 1995 Through Fourth Quarter

PART I - PRIME CONTRACTS							
	PROCUREMENT METHODS	Number of Actions (a)	NET DOLLAR AMOUNTS (000)				Total Dollars (f)
			Small Business Concerns (b)	Large Business Concerns (c)	Domestic Outside U.S./ Foreign (d)	Other Entities (e)	
NEW AWARDS AND MODIFICATIONS	1. Tariff or Regulated Acquisitions	2					0
	2. Contracts for Foreign Government or International Organization	0					0
	3. Small Purchases	1,984	1,216	303	0	26	1,545
	4. Delivery Orders - GSA Schedules Only	888	405	722	0	5	1,132
	5. Delivery Orders - Other Federal Schedules	103	2	18	0	0	20
	6. Delivery Orders - All Other	459	236	226	0	0	462
	7. Other Procurement Methods	565	18	7	0	136	161
	8. TOTAL NEW AWARDS AND MODIFICATIONS	4,002	1,877	1,276	0	167	3,320
COMPETITION	9. Competed	1,973	1,282	906	0	11	2,199
	10. Not Competed	832	269	174	0	86	529
	11. Not Available for Competition	1,187	326	196	0	70	592
MODIFICATIONS	12. TOTAL MODIFICATIONS (Excluding Line 3)	0					0

PART II - SELECTED SOCIOECONOMIC STATISTICS (Includes both new awards and modifications)					
PREFERENCE PROGRAMS			TYPE OF CONTRACTOR		
CATEGORY	Number of Actions (a)	Total net Dollars (b)	CATEGORY	Number of Actions (a)	Total net Dollars (b)
13. Small Business - Small Purchase Set-Aside	634	552	18. Small Disadvantaged Business	2	1
14. Small Business Set-Aside	60	156	19. Woman-Owned Small Business	10	81
15. Labor Surplus Area Set-Aside	21	28	20. Sheltered Workshop	0	0
16. Combined Labor Surplus/ Small Business Set-Aside	0	0			
17. 8(a) Awards	0	0			

NATIONAL ARCHIVES AND RECORDS ADMINISTRATION
Actions Reported Individually on SF279
Fiscal Year 1995 Through Fourth Quarter

	Actions	Dollars (000)
TOTAL	67	17,889
CICA APPLICABILITY		
Pre-CICA	0	0
CICA Awards	64	17,643
Small Purchases	0	0
Subject to Statute other than CICA	0	0
KIND OF CONTRACT ACTION		
Initial Letter Contract	0	0
Def. Contract Superseding Letter	0	0
New Definitive Contract	1	105
Small Purchase Procedure	0	0
Order Under IDC	44	16,255
Order Under BOA	0	0
Order /Mod Under GSA Schedule	14	866
Order /Mod Under VA or OPM Schedule	0	0
Modifications	8	663
Termination for Default	0	0
Termination for Convenience	0	0
SYNOPSIS OF PROCUREMENT PRIOR TO AWARD		
Synopsized Prior to Award	33	8,422
Not Synopsized Due to Urgency	4	635
Not Synopsized for Other Reason	27	8,586

FEDERAL PROCUREMENT DATA SYSTEM
NATIONAL ARCHIVES AND RECORDS ADMINISTRATION
Actions Reported Individually on SF279
Fiscal Year 1995 Through Fourth Quarter

	Actions	Dollars (000)
SELECTION PROCEDURE		
Full and Open Competition - Sealed Bid	0	0
Full and Open Competition - Comp Proposal	24	6,616
Full and Open Competition - Combination	0	0
Architect Engineer	0	0
Basic Research	0	0
Multiple Award Schedule	11	685
Alternate Source/Reduced Cost	0	0
Alternate Source/Mobilization	0	0
Alternate Source/Eng R & D	0	0
Set-aside	5	786
Other than Full and Open Competition	24	8,556
FULL AND OPEN COMPETITION WITH ONLY ONE BIDDER/OFFERER	1	85
AUTHORITY FOR OTHER THAN FULL AND OPEN COMPETITION		
Only One Source	12	6,526
- Follow-on Contract	0	0
- Utilities (Regulated & Telecommunications)	10	5,555
Unusual & Compelling Urgency	4	635
Mobilization/Essential R&D	0	0
International Agreement	0	0
Authorized by Statute	8	2,395
Authorized Resale	0	0
National Security	0	0
Public Interest	0	0
EXTENT COMPLETED		
Completed	40	8,087
Not Available for Competition	20	8,921
Follow-on to Completed Action	0	0
Not Completed	4	635
TYPE OF CONTRACT		
Fixed Price	63	17,126
Cost Reimbursement	1	517
Time and Material	0	0
Labor Hour	0	0
TYPE OF CONTRACTOR		
Small Disadvantaged Business	8	2,035
Other Small Business	23	2,985
Large Business	25	9,823
Sheltered Workshops	2	644
Educational & Nonprofit	0	0
State & Local Government	5	2,106
Foreign Contractor	0	0
Domestic Contractor Performing Outside US	1	50
WOMAN-OWNED SMALL BUSINESS	2	400
PREFERENCE PROGRAMS		
Directed to Sheltered Workshop	2	644
8 (a) Program	7	2,002
Combined LSA/SB Set-aside	0	0
Small Business Set-aside	9	1,217
Labor Surplus Area Set-aside	0	0
Tie Bid Preference	0	0
Buy Indian/Self Determination Act	0	0
No Preference Program or Not Listed	46	13,780
SUBJECT TO LABOR STATUTES		
Walsh Healy Act - Manufacturer	9	458
Walsh Healy Act - Dealer	4	358
Service Contract Act	31	9,060
Davis Bacon Act	0	0
Not Subject to Above Acts	20	7,767
PRODUCT OR SERVICE		
Supplies & Equipment	7	477
ADP Equipment, Purchase and Lease	11	1,154
Research & Development	0	0
Construction	2	227
Architect & Engineering	0	0
Real Property, Purchase & Lease, or Maintenance	0	0
ADP Services (includes Installation & Maintenance)	9	2,218
Other Services	36	13,813

FEDERAL PROCUREMENT DATA SYSTEM
NATIONAL FOUNDATION ON THE ARTS
Actions Reported in Summary on SF281
Fiscal Year 1995 Through Fourth Quarter

PART I - PRIME CONTRACTS							
	PROCUREMENT METHODS	Number of Actions (a)	NET DOLLAR AMOUNTS (000)				Total Dollars (f)
			Small Business Concerns (b)	Large Business Concerns (c)	Domestic Outside U.S./ Foreign (d)	Other Entities (e)	
NEW AWARDS AND MODIFICATIONS	1. Tariff or Regulated Acquisitions	0					0
	2. Contracts for Foreign Government or International Organization	0					0
	3. Small Purchases	350	628	44	0	0	672
	4. Delivery Orders - GSA Schedules Only	18	1	86	0	0	67
	5. Delivery Orders - Other Federal Schedules	0	0	0	0	0	0
	6. Delivery Orders - All Other	0	0	0	0	0	0
	7. Other Procurement Methods	0	0	0	0	0	0
	8. TOTAL NEW AWARDS AND MODIFICATIONS	366	629	110	0	0	739
COMPETITION	9. Competed	57	210	83	0	0	303
	10. Not Competed	0	0	0	0	0	0
	11. Not Available for Competition	309	419	17	0	0	436
MODIFICATIONS	12. TOTAL MODIFICATIONS (Excluding Line 3)	0					0

PART II - SELECTED SOCIOECONOMIC STATISTICS (Includes both new awards and modifications)					
PREFERENCE PROGRAMS			TYPE OF CONTRACTOR		
CATEGORY	Number of Actions (a)	Total net Dollars (b)	CATEGORY	Number of Actions (a)	Total net Dollars (b)
13. Small Business - Small Purchase Set-Aside	12	157	18. Small Disadvantaged Business	5	14
14. Small Business Set-Aside	0	0	19. Women-Owned Small Business	28	71
15. Labor Surplus Area Set-Aside	0	0	20. Sheltered Workshop	0	0
16. Combined Labor Surplus/ Small Business Set-Aside	0	0			
17. 8(a) Awards	0	0			

NATIONAL FOUNDATION ON THE ARTS
Actions Reported Individually on SF279
Fiscal Year 1995 Through Fourth Quarter

	Actions	Dollars (000)
TOTAL	8	636
CICA APPLICABILITY		
Pre-CICA	0	0
CICA Awards	8	636
Small Purchases	0	0
Subject to Statute other than CICA	0	0
KIND OF CONTRACT ACTION		
Initial Letter Contract	0	0
Def. Contract Superseding Letter	0	0
New Definitive Contract	1	65
Small Purchase Procedure	0	0
Order Under IDC	3	83
Order Under BOA	0	0
Order/Mod Under GSA Schedule	2	151
Order/Mod Under VA or OPM Schedule	0	0
Modifications	2	327
Termination for Default	0	0
Termination for Convenience	0	0
SYNOPSIS OF PROCUREMENT PRIOR TO AWARD		
Synopsis Prior to Award	4	217
Not Synopsized Due to Urgency	0	0
Not Synopsized for Other Reason	4	419

FEDERAL PROCUREMENT DATA SYSTEM
NATIONAL FOUNDATION ON THE ARTS
 Actions Reported Individually on SF279
 Fiscal Year 1995 Through Fourth Quarter

	Actions	Dollars (000)
SOLICITATION PROCEDURE		
Full and Open Competition - Sealed Bid	0	0
Full and Open Competition - Comp Proposal	2	81
Full and Open Competition - Combination	0	0
Architect Engineer	0	0
Basic Research	0	0
Multiple Award Schedule	2	151
Alternate Source/Reduced Cost	0	0
Alternate Source/Mobilization	0	0
Alternate Source/Eng R & D	0	0
Set-aside	1	89
Other than Full and Open Competition	3	315
FULL AND OPEN COMPETITION WITH ONLY ONE BIDDER/OFFERER	0	0
AUTHORITY FOR OTHER THAN FULL AND OPEN COMPETITION		
Only One Source	0	0
- Follow-on Contract	0	0
- Utilities (Regulated & Telecommunications)	0	0
Unusual & Compelling Urgency	0	0
Mobilization/Essential R&D	0	0
International Agreement	0	0
Authorized by Statute	3	315
Authorized Resale	0	0
National Security	0	0
Public Interest	0	0
EXTENT COMPETED		
Competed	5	321
Not Available for Competition	3	315
Follow-on to Competed Action	0	0
Not Competed	0	0
TYPE OF CONTRACT		
Fixed Price	5	543
Cost Reimbursement	0	0
Time and Material	2	77
Labor Hour	1	16
TYPE OF CONTRACTOR		
Small Disadvantaged Business	4	331
Other Small Business	2	154
Large Business	2	151
Sheltered Workshops	0	0
Educational & Nonprofit	0	0
State & Local Government	0	0
Foreign Contractor	0	0
Domestic Contractor Performing Outside US	0	0
WOMAN-OWNED SMALL BUSINESS		
	0	0
PREFERENCE PROGRAMS		
Directed to Sheltered Workshop	0	0
8 (a) Program	3	315
Combined LSA/SB Set-aside	0	0
Small Business Set-aside	3	170
Labor Surplus Area Set-aside	0	0
Tie Bid Preference	0	0
Buy Indian/Self Determination Act	0	0
No Preference Program or Not Listed	2	151
SUBJECT TO LABOR STATUTES		
Walsh Healy Act - Manufacturer	4	228
Walsh Healy Act - Dealer	0	0
Service Contract Act	2	327
Davis Bacon Act	0	0
Not Subject to Above Acts	2	81
PRODUCT OR SERVICE		
Supplies & Equipment	0	0
ADP Equipment, Purchase and Lease	1	47
Research & Development	1	65
Construction	0	0
Architect & Engineering	0	0
Real Property, Purchase & Lease, or Maintenance	0	0
ADP Services (includes Installation & Maintenance)	5	286
Other Services	1	238

FEDERAL PROCUREMENT DATA SYSTEM
NATIONAL FOUNDATION ON THE HUMANITIES
Actions Reported in Summary on SF281
Fiscal Year 1995 Through Fourth Quarter

PART I - PRIME CONTRACTS							
	PROCUREMENT METHODS	Number of Actions (a)	NET DOLLAR AMOUNTS (000)				Total Dollars (f)
			Small Business Concerns (b)	Large Business Concerns (c)	Domestic Outside U.S./ Foreign (d)	Other Entities (e)	
NEW AWARDS AND MODIFICATIONS	1. Tariff or Regulated Acquisitions	0					0
	2. Contracts for Foreign Government or International Organization	0					0
	3. Small Purchases	1,598	837	115	0	131	1,083
	4. Delivery Orders - GSA Schedules Only	59	80	83	0	18	181
	5. Delivery Orders - Other Federal Schedules	0	0	0	0	0	0
	6. Delivery Orders - All Other	0	0	0	0	0	0
	7. Other Procurement Methods	0	0	0	0	0	0
	8. TOTAL NEW AWARDS AND MODIFICATIONS	1,657	917	198	0	149	1,264
COMPETITION	9. Competed	1,208	545	86	0	18	649
	10. Not Competed	256	331	100	0	64	495
	11. Not Available for Competition	193	41	12	0	67	120
MODIFICATIONS	12. TOTAL MODIFICATIONS (Excluding Line 3)	19					15

PART II - SELECTED SOCIOECONOMIC STATISTICS (Includes both new awards and modifications)					
PREFERENCE PROGRAMS			TYPE OF CONTRACTOR		
CATEGORY	Number of Actions (a)	Total net Dollars (b)	CATEGORY	Number of Actions (a)	Total net Dollars (b)
13. Small Business - Small Purchase Set-Aside	1,482	837	18. Small Disadvantaged Business	22	29
14. Small Business Set-Aside	0	0	19. Woman-Owned Small Business	689	382
15. Labor Surplus Area Set-Aside	0	0	20. Sheltered Workshop	0	0
16. Combined Labor Surplus/ Small Business Set-Aside	0	0			
17. 8(a) Awards	0	0			

NATIONAL FOUNDATION ON THE HUMANITIES
Actions Reported Individually on SF279
Fiscal Year 1995 Through Fourth Quarter

	Actions	Dollars (000)
TOTAL	5	240
CICA APPLICABILITY		
Pre-CICA	0	0
CICA Awards	5	240
Small Purchases	0	0
Subject to Statute other than CICA	0	0
KIND OF CONTRACT ACTION		
Initial Letter Contract	0	0
Def. Contract Superseding Letter	0	0
New Definitive Contract	3	144
Small Purchase Procedure	0	0
Order Under IDC	0	0
Order Under BOA	0	0
Order /Mod Under GSA Schedule	2	96
Order/Mod Under VA or OPM Schedule	0	0
Modifications	0	0
Termination for Default	0	0
Termination for Convenience	0	0
SYNOPSIS OF PROCUREMENT PRIOR TO AWARD		
Synopsized Prior to Award	1	77
Not Synopsized Due to Urgency	0	0
Not Synopsized for Other Reason	4	163

FEDERAL PROCUREMENT DATA SYSTEM
NATIONAL FOUNDATION ON THE HUMANITIES
 Actions Reported Individually on SF279
 Fiscal Year 1995 Through Fourth Quarter

	Actions	Dollars (000)
SELECTION PROCEDURE		
Full and Open Competition - Sealed Bid	0	0
Full and Open Competition - Comp Proposal	0	0
Full and Open Competition - Combination	0	0
Architect Engineer	0	0
Basic Research	0	0
Multiple Award Schedule	2	96
Alternate Source/Reduced Cost	0	0
Alternate Source/Mobilization	0	0
Alternate Source/Eng R & D	0	0
Set-aside	2	117
Other than Full and Open Competition	1	27
FULL AND OPEN COMPETITION WITH ONLY ONE BIDDER/OFFERER	1	48
AUTHORITY FOR OTHER THAN FULL AND OPEN COMPETITION		
Only One Source	1	27
- Follow-on Contract	0	0
- Utilities (Regulated & Telecommunications)	0	0
Unusual & Compelling Urgency	0	0
Mobilization/Essential R&D	0	0
International Agreement	0	0
Authorized by Statute	0	0
Authorized Resale	0	0
National Security	0	0
Public Interest	0	0
EXTENT COMPLETED		
Completed	4	213
Not Available for Competition	1	27
Follow-on to Completed Action	0	0
Not Completed	0	0
TYPE OF CONTRACT		
Fixed Price	5	240
Cost Reimbursement	0	0
Time and Material	0	0
Labor Hour	0	0
TYPE OF CONTRACTOR		
Small Disadvantaged Business	0	0
Other Small Business	1	77
Large Business	3	123
Sheltered Workshops	1	40
Educational & Nonprofit	0	0
State & Local Government	0	0
Foreign Contractor	0	0
Domestic Contractor Performing Outside US	0	0
WOMAN-OWNED SMALL BUSINESS	1	77
PREFERENCE PROGRAMS		
Directed to Sheltered Workshop	1	40
8 (a) Program	0	0
Combined LSA/SB Set-aside	0	0
Small Business Set-aside	1	77
Labor Surplus Area Set-aside	0	0
Tie Bid Preference	0	0
Buy Indian/Self Determination Act	0	0
No Preference Program or Not Listed	3	123
SUBJECT TO LABOR STATUTES		
Walsh Healy Act - Manufacturer	2	96
Walsh Healy Act - Dealer	0	0
Service Contract Act	3	144
Davis Bacon Act	0	0
Not Subject to Above Acts	0	0
PRODUCT OR SERVICE		
Supplies & Equipment	1	48
ADP Equipment, Purchase and Lease	1	48
Research & Development	0	0
Construction	0	0
Architect & Engineering	0	0
Real Property, Purchase & Lease, or Maintenance	0	0
ADP Services (includes Installation & Maintenance)	0	0
Other Services	3	144

**FEDERAL PROCUREMENT DATA SYSTEM
NATIONAL GALLERY OF ART
Actions Reported in Summary on SF281
Fiscal Year 1995 Through Fourth Quarter**

PART I - PRIME CONTRACTS							
	PROCUREMENT METHODS	Number of Actions (b)	NET DOLLAR AMOUNTS (000)				Total Dollars (f)
			Small Business Concerns (c)	Large Business Concerns (d)	Domestic Outside U.S./ Foreign (e)	Other Entities (e)	
NEW AWARDS AND MODIFICATIONS	1. Tariff or Regulated Acquisitions	0					0
	2. Contracts for Foreign Government or International Organization	0					0
	3. Small Purchases	3,173	2,244	275	481	160	3,160
	4. Delivery Orders - GSA Schedules Only	473	375	178	0	0	553
	5. Delivery Orders - Other Federal Schedules	0	0	0	0	0	0
	6. Delivery Orders - All Other	0	0	0	0	0	0
	7. Other Procurement Methods	25	0	0	167	0	167
	8. TOTAL NEW AWARDS AND MODIFICATIONS	3,671	2,619	453	648	160	3,890
COMPETITION	9. Competed	1,480	897	208	161	29	1,395
	10. Not Competed	667	810	171	69	34	1,184
	11. Not Available for Competition	1,524	712	74	418	97	1,301
MODIFICATIONS	12. TOTAL MODIFICATIONS (Excluding Line 3)	0					0

PART II - SELECTED SOCIOECONOMIC STATISTICS (Includes both new awards and modifications)					
PREFERENCE PROGRAMS			TYPE OF CONTRACTOR		
CATEGORY	Number of Actions (a)	Total net Dollars (b)	CATEGORY	Number of Actions (a)	Total net Dollars (b)
13. Small Business - Small Purchase Set-Aside	0	0	18. Small Disadvantaged Business	0	0
14. Small Business Set-Aside	0	0	19. Women-Owned Small Business	13	15
15. Labor Surplus Area Set-Aside	0	0	20. Sheltered Workshop	0	0
16. Combined Labor Surplus/ Small Business Set-Aside	0	0			
17. 8(a) Awards	0	0			

**NATIONAL GALLERY OF ART
Actions Reported Individually on SF279
Fiscal Year 1995 Through Fourth Quarter**

	Actions	Dollars (000)
TOTAL	28	3,023
CICA APPLICABILITY		
Pre-CICA	0	0
CICA Awards	28	3,023
Small Purchases	0	0
Subject to Statute other than CICA	0	0
KIND OF CONTRACT ACTION		
Initial Letter Contract	5	239
Def. Contract Superseding Letter	0	0
New Definitive Contract	13	2,343
Small Purchase Procedure	0	0
Order Under IDC	0	0
Order Under BOA	0	0
Order /Mod Under GSA Schedule	0	0
Order/Mod Under VA or OPM Schedule	0	0
Modifications	10	441
Termination for Default	0	0
Termination for Convenience	0	0
SYNOPSIS OF PROCUREMENT PRIOR TO AWARD		
Synopsized Prior to Award	3	176
Not Synopsized Due to Urgency	0	0
Not Synopsized for Other Reason	25	2,847

**FEDERAL PROCUREMENT DATA SYSTEM
NATIONAL GALLERY OF ART
Actions Reported Individually on SF279
Fiscal Year 1995 Through Fourth Quarter**

	Actions	Dollars (\$00)
SELECTION PROCEDURE		
Full and Open Competition - Sealed Bid	10	1,744
Full and Open Competition - Comp Proposal	1	40
Full and Open Competition - Combination	0	0
Architect Engineer	8	316
Basic Research	0	0
Multiple Award Schedule	0	0
Alternate Source/Reduced Cost	0	0
Alternate Source/Mobilization	0	0
Alternate Source/Eng R & D	0	0
Set-aside	0	0
Other than Full and Open Competition	9	923
FULL AND OPEN COMPETITION WITH ONLY ONE BIDDER/OFFERER	4	573
AUTHORITY FOR OTHER THAN FULL AND OPEN COMPETITION		
Only One Source	1	68
- Follow-on Contract	0	0
- Utilities (Regulated & Telecommunications)	0	0
Unusual & Compelling Urgency	2	88
Mobilization/Essential R&D	0	0
International Agreement	0	0
Authorized by Statute	6	767
Authorized Resale	0	0
National Security	0	0
Public Interest	0	0
EXTENT COMPETED		
Competed	25	2,857
Not Available for Competition	0	0
Follow-on to Competed Action	0	0
Not Competed	3	158
TYPE OF CONTRACT		
Fixed Price	28	3,023
Cost Reimbursement	0	0
Time and Material	0	0
Labor Hour	0	0
TYPE OF CONTRACTOR		
Small Disadvantaged Business	0	0
Other Small Business	18	1,826
Large Business	10	1,197
Sheltered Workshops	0	0
Educational & Nonprofit	0	0
State & Local Government	0	0
Foreign Contractor	0	0
Domestic Contractor Performing Outside US	0	0
WOMAN-OWNED SMALL BUSINESS	1	57
PREFERENCE PROGRAMS		
Directed to Sheltered Workshop	0	0
8 (a) Program	0	0
Combined LSA/SB Set-aside	0	0
Small Business Set-aside	0	0
Labor Surplus Area Set-aside	0	0
Tie Bid Preference	0	0
Buy Indian/Self Determination Act	0	0
No Preference Program or Not Listed	28	3,023
SUBJECT TO LABOR STATUTES		
Wash Healy Act - Manufacturer	0	0
Wash Healy Act - Dealer	0	0
Service Contract Act	2	106
Davis Bacon Act	15	2,436
Not Subject to Above Acts	11	481
PRODUCT OR SERVICE		
Supplies & Equipment	1	76
ADP Equipment, Purchase and Lease	0	0
Research & Development	0	0
Construction	14	2,410
Architect & Engineering	8	316
Real Property, Purchase & Lease, or Maintenance	0	0
ADP Services (includes Installation & Maintenance)	2	108
Other Services	3	113

**FEDERAL PROCUREMENT DATA SYSTEM
NATIONAL LABOR RELATIONS BOARD
Actions Reported in Summary on SF281
Fiscal Year 1995 Through Fourth Quarter**

PART I - PRIME CONTRACTS							
	PROCUREMENT METHODS	Number of Actions (a)	NET DOLLAR AMOUNTS (000)				Total Dollars (f)
			Small Business Concerns (b)	Large Business Concerns (c)	Domestic Outside U.S./ Foreign (d)	Other Entities (e)	
NEW AWARDS AND MODIFICATIONS	1. Tariff or Regulated Acquisitions	2					1
	2. Contracts for Foreign Government or International Organization	0					0
	3. Small Purchases	707	671	518	0	0	1,189
	4. Delivery Orders - GSA Schedules Only	589	634	610	0	0	1,244
	5. Delivery Orders - Other Federal Schedules	0	0	0	0	0	0
	6. Delivery Orders - All Other	2	1	5	0	0	6
	7. Other Procurement Methods	33	439	0	0	0	439
	8. TOTAL NEW AWARDS AND MODIFICATIONS	1,333	1,745	1,133	0	0	2,878
COMPETITION	9. Competed	363	466	329	0	0	795
	10. Not Competed	344	205	189	0	0	394
	11. Not Available for Competition	626	1,074	615	0	0	1,690
MODIFICATIONS	12. TOTAL MODIFICATIONS (Excluding Line 3)	0					0

PART II - SELECTED SOCIOECONOMIC STATISTICS (Includes both new awards and modifications)					
PREFERENCE PROGRAMS			TYPE OF CONTRACTOR		
CATEGORY	Number of Actions (a)	Total net Dollars (b)	CATEGORY	Number of Actions (a)	Total net Dollars (b)
13. Small Business - Small Purchase Set-Aside	0	0	18. Small Disadvantaged Business	2	4
14. Small Business Set-Aside	17	299	19. Woman-Owned Small Business	14	214
15. Labor Surplus Area Set-Aside	0	0	20. Sheltered Workshop	0	0
16. Combined Labor Surplus/ Small Business Set-Aside	0	0			
17. 8(a) Awards	18	140			

**NATIONAL LABOR RELATIONS BOARD
Actions Reported Individually on SF279
Fiscal Year 1995 Through Fourth Quarter**

	Actions	Dollars (000)
TOTAL	64	5,711
CICA APPLICABILITY		
Pre-CICA	0	0
CICA Awards	60	5,316
Small Purchases	4	395
Subject to Statute other than CICA	0	0
KIND OF CONTRACT ACTION		
Initial Letter Contract	0	0
Def. Contract Superseding Letter	0	0
New Definitive Contract	5	400
Small Purchase Procedure	4	395
Order Under IDC	39	3,719
Order Under BOA	0	0
Order /Mod Under GSA Schedule	16	1,197
Order/Mod Under VA or OPM Schedule	0	0
Modifications	0	0
Termination for Default	0	0
Termination for Convenience	0	0
SYNOPSIS OF PROCUREMENT PRIOR TO AWARD		
Synopsized Prior to Award	20	935
Not Synopsized Due to Urgency	0	0
Not Synopsized for Other Reason	44	4,776

FEDERAL PROCUREMENT DATA SYSTEM
NATIONAL LABOR RELATIONS BOARD
Actions Reported Individually on SF279
Fiscal Year 1995 Through Fourth Quarter

	Actions	Dollars (000)
SOLICITATION PROCEDURE		
Full and Open Competition - Sealed Bid	19	712
Full and Open Competition - Comp Proposal	6	421
Full and Open Competition - Combination	0	0
Architect Engineer	0	0
Basic Research	0	0
Multiple Award Schedule	19	1,292
Alternate Source/Reduced Cost	0	0
Alternate Source/Mobilization	0	0
Alternate Source/Eng R & D	0	0
Set-aside	0	0
Other than Full and Open Competition	16	2,891
FULL AND OPEN COMPETITION WITH ONLY ONE BIDDER/OFFERER		
AUTHORITY FOR OTHER THAN FULL AND OPEN COMPETITION		
Only One Source	3	278
- Follow-on Contract	0	0
- Utilities (Regulated & Telecommunications)	0	0
Unusual & Compelling Urgency	0	0
Mobilization/Essential R&D	0	0
International Agreement	0	0
Authorized by Statute	13	2,613
Authorized Resale	0	0
National Security	0	0
Public Interest	0	0
EXTENT COMPETED		
Competed	45	2,454
Not Available for Competition	15	2,932
Follow-on to Competed Action	0	0
Not Competed	4	325
TYPE OF CONTRACT		
Fixed Price	51	3,098
Cost Reimbursement	13	2,613
Time and Material	0	0
Labor Hour	0	0
TYPE OF CONTRACTOR		
Small Disadvantaged Business	14	2,647
Other Small Business	29	1,457
Large Business	21	1,607
Sheltered Workshops	0	0
Educational & Nonprofit	0	0
State & Local Government	0	0
Foreign Contractor	0	0
Domestic Contractor Performing Outside US	0	0
WOMAN-OWNED SMALL BUSINESS		
	13	493
PREFERENCE PROGRAMS		
Directed to Sheltered Workshop	0	0
8 (a) Program	13	2,613
Combined LSA/SB Set-aside	0	0
Small Business Set-aside	21	964
Labor Surplus Area Set-aside	0	0
Tie Bid Preference	0	0
Buy Indian/Self Determination Act	0	0
No Preference Program or Not Listed	30	2,134
SUBJECT TO LABOR STATUTES		
Walsh Healy Act - Manufacturer	8	682
Walsh Healy Act - Dealer	7	481
Service Contract Act	20	746
Davis Bacon Act	0	0
Not Subject to Above Acts	29	3,802
PRODUCT OR SERVICE		
Supplies & Equipment	11	866
ADP Equipment, Purchase and Lease	8	663
Research & Development	0	0
Construction	0	0
Architect & Engineering	0	0
Real Property, Purchase & Lease, or Maintenance	0	0
ADP Services (includes Installation & Maintenance)	0	0
Other Services	45	4,182

**FEDERAL PROCUREMENT DATA SYSTEM
NATIONAL MEDIATION BOARD
Actions Reported in Summary on SF281
Fiscal Year 1995 Through Fourth Quarter**

PART I - PRIME CONTRACTS							
	PROCUREMENT METHODS	Number of Actions (a)	NET DOLLAR AMOUNTS (000)				Total Dollars (f)
			Small Business Concerns (b)	Large Business Concerns (c)	Domestic Outside U.S./ Foreign (d)	Other Entities (e)	
NEW AWARDS AND MODIFICATIONS	1. Tariff or Regulated Acquisitions	0					0
	2. Contracts for Foreign Government or International Organization	0					0
	3. Small Purchases	0	0	0	0	0	0
	4. Delivery Orders - GSA Schedules Only	90	100	57	0	0	157
	5. Delivery Orders - Other Federal Schedules	0	0	0	0	0	0
	6. Delivery Orders - All Other	176	77	81	0	0	158
	7. Other Procurement Methods	25	141	0	0	0	141
	8. TOTAL NEW AWARDS AND MODIFICATIONS	291	318	138	0	0	456
COMPETITION	9. Competed	163	265	96	0	0	361
	10. Not Competed	11	5	3	0	0	8
	11. Not Available for Competition	117	48	39	0	0	87
MODIFICATIONS	12. TOTAL MODIFICATIONS (Excluding Line 3)	170					353

PART II - SELECTED SOCIOECONOMIC STATISTICS (Includes both new awards and modifications)					
CATEGORY	PREFERENCE PROGRAMS		TYPE OF CONTRACTOR		
	Number of Actions (a)	Total net Dollars (b)	CATEGORY	Number of Actions (a)	Total net Dollars (b)
13. Small Business - Small Purchase Set-Aside	0	0	18. Small Disadvantaged Business	0	0
14. Small Business Set-Aside	0	0	19. Women-Owned Small Business	0	0
15. Labor Surplus Area Set-Aside	0	0	20. Sheltered Workshop	0	0
16. Combined Labor Surplus/ Small Business Set-Aside	0	0			
17. 8(a) Awards	0	0			

**NATIONAL MEDIATION BOARD
Actions Reported Individually on SF279
Fiscal Year 1995 Through Fourth Quarter**

	Actions	Dollars (000)
TOTAL	112	1,773
CICA APPLICABILITY		
Pre-CICA	0	0
CICA Awards	112	1,773
Small Purchases	0	0
Subject to Statute other than CICA	0	0
KIND OF CONTRACT ACTION		
Initial Letter Contract	0	0
Def. Contract Superseding Letter	0	0
New Definitive Contract	83	1,324
Small Purchase Procedure	0	0
Order Under IDC	0	0
Order Under BOA	0	0
Order /Mod Under GSA Schedule	1	73
Order/Mod Under VA or OPM Schedule	0	0
Modifications	28	376
Termination for Default	0	0
Termination for Convenience	0	0
SYNOPSIS OF PROCUREMENT PRIOR TO AWARD		
Synopsized Prior to Award	1	46
Not Synopsized Due to Urgency	0	0
Not Synopsized for Other Reason	111	1,727

FEDERAL PROCUREMENT DATA SYSTEM
NATIONAL MEDIATION BOARD
 Actions Reported Individually on SF279
 Fiscal Year 1995 Through Fourth Quarter

	Actions	Dollars (000)
SOLICITATION PROCEDURE		
Full and Open Competition - Sealed Bid	0	0
Full and Open Competition - Comp Proposal	1	46
Full and Open Competition - Combination	1	24
Architect Engineer	0	0
Basic Research	0	0
Multiple Award Schedule	2	134
Alternate Source/Reduced Cost	0	0
Alternate Source/Mobilization	0	0
Alternate Source/Eng R & D	0	0
Set-aside	0	0
Other than Full and Open Competition	108	1,569
FULL AND OPEN COMPETITION WITH ONLY ONE BIDDER/OFFERER	0	0
AUTHORITY FOR OTHER THAN FULL AND OPEN COMPETITION		
Only One Source	108	1,569
- Follow-on Contract	0	0
- Utilities (Regulated & Telecommunications)	0	0
Unusual & Compelling Urgency	0	0
Mobilization/Essential R&D	0	0
International Agreement	0	0
Authorized by Statute	0	0
Authorized Resale	0	0
National Security	0	0
Public Interest	0	0
EXTENT COMPETED		
Competed	112	1,773
Not Available for Competition	0	0
Follow-on to Completed Action	0	0
Not Completed	0	0
TYPE OF CONTRACT		
Fixed Price	3	158
Cost Reimbursement	0	0
Time and Material	0	0
Labor Hour	109	1,615
TYPE OF CONTRACTOR		
Small Disadvantaged Business	0	0
Other Small Business	109	1,615
Large Business	3	158
Sheltered Workshops	0	0
Educational & Nonprofit	0	0
State & Local Government	0	0
Foreign Contractor	0	0
Domestic Contractor Performing Outside US	0	0
WOMAN-OWNED SMALL BUSINESS	2	19
PREFERENCE PROGRAMS		
Directed to Sheltered Workshop	0	0
8 (a) Program	0	0
Combined LSA/SB Set-aside	0	0
Small Business Set-aside	0	0
Labor Surplus Area Set-aside	0	0
Tie Bid Preference	0	0
Buy Indian/Self Determination Act	0	0
No Preference Program or Not Listed	112	1,773
SUBJECT TO LABOR STATUTES		
Walsh Healy Act - Manufacturer	1	73
Walsh Healy Act - Dealer	0	0
Service Contract Act	0	0
Devis Bacon Act	0	0
Not Subject to Above Acts	111	1,700
PRODUCT OR SERVICE		
Supplies & Equipment	0	0
ADP Equipment, Purchase and Lease	4	204
Research & Development	0	0
Construction	0	0
Architect & Engineering	0	0
Real Property, Purchase & Lease, or Maintenance	0	0
ADP Services (includes Installation & Maintenance)	0	0
Other Services	108	1,569

**FEDERAL PROCUREMENT DATA SYSTEM
NATIONAL SCIENCE FOUNDATION
Actions Reported in Summary on SF281
Fiscal Year 1995 Through Fourth Quarter**

PART I - PRIME CONTRACTS							
	PROCUREMENT METHODS	Number of Actions (a)	NET DOLLAR AMOUNTS (000)				
			Small Business Concerns (b)	Large Business Concerns (c)	Domestic Outside U.S./ Foreign (d)	Other Entities (e)	Total Dollars (f)
NEW AWARDS AND MODIFICATIONS	1. Tariff or Regulated Acquisitions	0				0	
	2. Contracts for Foreign Government or International Organization	0				0	
	3. Small Purchases	1,747	5,515	804	0	88	6,207
	4. Delivery Orders - GSA Schedules Only	441	806	1,477	0	0	2,283
	5. Delivery Orders - Other Federal Schedules	1	0	0	0	7	7
	6. Delivery Orders - All Other	141	283	2	0	3	298
	7. Other Procurement Methods	6	4	0	0	8	12
	8. TOTAL NEW AWARDS AND MODIFICATIONS	2,336	6,818	2,083	0	106	8,907
COMPETITION	9. Competed	965	4,036	1,151	0	0	5,187
	10. Not Competed	752	1,818	411	0	80	2,409
	11. Not Available for Competition	619	664	521	0	26	1,211
MODIFICATIONS	12. TOTAL MODIFICATIONS (Excluding Line 3)	256					564

PART II - SELECTED SOCIOECONOMIC STATISTICS (Includes both new awards and modifications)					
PREFERENCE PROGRAMS			TYPE OF CONTRACTOR		
CATEGORY	Number of Actions (a)	Total net Dollars (b)	CATEGORY	Number of Actions (a)	Total net Dollars (b)
13. Small Business - Small Purchase Set-Aside	951	3,780	18. Small Disadvantaged Business	177	1,496
14. Small Business Set-Aside	140	310	19. Woman-Owned Small Business	379	1,049
15. Labor Surplus Area Set-Aside	4	5	20. Sheltered Workshop	0	0
16. Combined Labor Surplus/ Small Business Set-Aside	4	5			
17. 8(a) Awards	1	10			

**NATIONAL SCIENCE FOUNDATION
Actions Reported Individually on SF279
Fiscal Year 1995 Through Fourth Quarter**

	Actions	Dollars (000)
TOTAL	250	172,288
CICA APPLICABILITY		
Pre-CICA	0	0
CICA Awards	244	143,759
Small Purchases	1	200
Subject to Statute other than CICA	0	0
KIND OF CONTRACT ACTION		
Initial Letter Contract	1	104
Def. Contract Superseding Letter	0	0
New Definitive Contract	13	5,182
Small Purchase Procedure	0	0
Order Under IDC	95	6,802
Order Under BOA	10	1,692
Order /Mod Under GSA Schedule	4	224
Order/Mod Under VA or OPM Schedule	0	0
Modifications	126	158,221
Termination for Default	0	0
Termination for Convenience	1	63
SYNOPSIS OF PROCUREMENT PRIOR TO AWARD		
Synopsized Prior to Award	216	136,754
Not Synopsized Due to Urgency	0	0
Not Synopsized for Other Reason	29	7,205

**FEDERAL PROCUREMENT DATA SYSTEM
NATIONAL SCIENCE FOUNDATION
Actions Reported Individually on SF279
Fiscal Year 1995 Through Fourth Quarter**

SOLICITATION PROCEDURE	Actions	Dollars (000)
Full and Open Competition - Sealed Bid	0	0
Full and Open Competition - Comp Proposal	161	116,404
Full and Open Competition - Combination	3	1,345
Architect Engineer	0	0
Basic Research	0	0
Multiple Award Schedule	4	224
Alternate Source/Reduced Cost	0	0
Alternate Source/Mobilization	0	0
Alternate Source/Eng R & D	0	0
Set-aside	51	2,826
Other than Full and Open Competition	25	22,860
FULL AND OPEN COMPETITION WITH ONLY ONE BIDDER/OFFERER	12	4,388
AUTHORITY FOR OTHER THAN FULL AND OPEN COMPETITION		
Only One Source	14	21,511
- Follow-on Contract	0	0
- Utilities (Regulated & Telecommunications)	0	0
Unusual & Compelling Urgency	1	53
Mobilization/Essential R&D	0	0
International Agreement	0	0
Authorized by Statute	10	1,396
Authorized Resale	0	0
National Security	0	0
Public Interest	0	0
EXTENT COMPETED		
Completed	219	120,799
Not Available for Competition	10	1,396
Follow-on to Competed Action	0	0
Not Competed	16	21,764
TYPE OF CONTRACT		
Fixed Price	52	3,459
Cost Reimbursement	137	132,454
Time and Material	51	7,889
Labor Hour	5	157
TYPE OF CONTRACTOR		
Small Disadvantaged Business	73	5,702
Other Small Business	43	3,890
Large Business	97	17,348
Sheltered Workshops	0	0
Educational & Nonprofit	25	22,932
State & Local Government	1	104
Foreign Contractor	1	500
Domestic Contractor Performing Outside US	5	93,483
WOMAN-OWNED SMALL BUSINESS	19	2,212
PREFERENCE PROGRAMS		
Directed to Sheltered Workshop	0	0
8 (a) Program	9	1,639
Combined LSA/SB Set-aside	0	0
Small Business Set-aside	56	2,549
Labor Surplus Area Set-aside	0	0
Tie Bid Preference	0	0
Buy Indian/Self Determination Act	0	0
No Preference Program or Not Listed	180	139,771
SUBJECT TO LABOR STATUTES		
Walsh Healy Act - Manufacturer	2	71
Walsh Healy Act - Dealer	9	3,563
Service Contract Act	56	4,405
Davis Bacon Act	1	167
Not Subject to Above Acts	177	135,753
PRODUCT OR SERVICE		
Supplies & Equipment	4	131
ADP Equipment, Purchase and Lease	2	159
Research & Development	16	121,112
Construction	0	0
Architect & Engineering	0	0
Real Property, Purchase & Lease, or Maintenance	1	500
ADP Services (includes Installation & Maintenance)	64	9,761
Other Services	163	40,625

FEDERAL PROCUREMENT DATA SYSTEM
NATIONAL TRANSPORTATION SAFETY BOARD
Actions Reported in Summary on SF281
Fiscal Year 1995 Through Fourth Quarter

PART I - PRIME CONTRACTS							
	PROCUREMENT METHODS	Number of Actions (a)	NET DOLLAR AMOUNTS (000)				Total Dollars (f)
			Small Business Concerns (b)	Large Business Concerns (c)	Domestic Outside U.S./ Foreign (d)	Other Entities (e)	
NEW AWARDS AND MODIFICATIONS	1. Tariff or Regulated Acquisitions	60					6
	2. Contracts for Foreign Government or International Organization	0					0
	3. Small Purchases	1,300	800	0	0	0	800
	4. Delivery Orders - GSA Schedules Only	1,500	560	400	0	0	960
	5. Delivery Orders- Other Federal Schedules	100	12	0	0	0	12
	6. Delivery Orders - All Other	0	0	0	0	0	0
	7. Other Procurement Methods	0	0	0	0	0	0
	8. TOTAL NEW AWARDS AND MODIFICATIONS	2,960	1,372	400	0	0	1,780
COMPETITION	9. Competed	2,800	1,340	400	0	0	1,740
	10. Not Competed	160	32	0	0	0	40
	11. Not Available for Competition	0	0	0	0	0	0
MODIFICATIONS	12. TOTAL MODIFICATIONS (Excluding Line 3)	0					0

PART II - SELECTED SOCIOECONOMIC STATISTICS (Includes both new awards and modifications)					
CATEGORY	PREFERENCE PROGRAMS		TYPE OF CONTRACTOR		
	Number of Actions (a)	Total net Dollars (b)	CATEGORY	Number of Actions (a)	Total net Dollars (b)
13. Small Business - Small Purchase Set-Aside	0	0	18. Small Disadvantaged Business	0	0
14. Small Business Set-Aside	0	0	19. Woman-Owned Small Business	0	0
15. Labor Surplus Area Set-Aside	0	0	20. Sheltered Workshop	0	0
16. Combined Labor Surplus/ Small Business Set-Aside	0	0			
17. 8(a) Awards	0	0			

NATIONAL TRANSPORTATION SAFETY BOARD
Actions Reported Individually on SF279
Fiscal Year 1995 Through Fourth Quarter

	Actions	Dollars (000)
TOTAL	0	0
CICA APPLICABILITY		
Pre-CICA	0	0
CICA Awards	0	0
Small Purchases	0	0
Subject to Statute other than CICA	0	0
KIND OF CONTRACT ACTION		
Initial Letter Contract	0	0
Def. Contract Superseding Letter	0	0
New Definitive Contract	0	0
Small Purchase Procedure	0	0
Order Under IDC	0	0
Order Under BOA	0	0
Order /Mod Under GSA Schedule	0	0
Order/Mod Under VA or OPM Schedule	0	0
Modifications	0	0
Termination for Default	0	0
Termination for Convenience	0	0
SYNOPSIS OF PROCUREMENT PRIOR TO AWARD		
Synopsized Prior to Award	0	0
Not Synopsized Due to Urgency	0	0
Not Synopsized for Other Reason	0	0

FEDERAL PROCUREMENT DATA SYSTEM
NATIONAL TRANSPORTATION SAFETY BOARD
 Actions Reported Individually on SF279
 Fiscal Year 1995 Through Fourth Quarter

	Actions	Dollars (\$00)
SELECTION PROCEDURE		
Full and Open Competition - Sealed Bid	0	0
Full and Open Competition - Comp Proposal	0	0
Full and Open Competition - Combination	0	0
Architect Engineer	0	0
Basic Research	0	0
Multiple Award Schedule	0	0
Alternate Source/Reduced Cost	0	0
Alternate Source/Mobilization	0	0
Alternate Source/Eng R & D	0	0
Set-aside	0	0
Other than Full and Open Competition	0	0
FULL AND OPEN COMPETITION WITH ONLY ONE BIDDER/OFFERER		
AUTHORITY FOR OTHER THAN FULL AND OPEN COMPETITION		
Only One Source	0	0
- Follow-on Contract	0	0
- Utilities (Regulated & Telecommunications)	0	0
Unusual & Compelling Urgency	0	0
Mobilization/Essential R&D	0	0
International Agreement	0	0
Authorized by Statute	0	0
Authorized Resale	0	0
National Security	0	0
Public Interest	0	0
EXTENT COMPETED		
Competed	0	0
Not Available for Competition	0	0
Follow-on to Competed Action	0	0
Not Competed	0	0
TYPE OF CONTRACT		
Fixed Price	0	0
Cost Reimbursement	0	0
Time and Material	0	0
Labor Hour	0	0
TYPE OF CONTRACTOR		
Small Disadvantaged Business	0	0
Other Small Business	0	0
Large Business	0	0
Sheltered Workshops	0	0
Educational & Nonprofit	0	0
State & Local Government	0	0
Foreign Contractor	0	0
Domestic Contractor Performing Outside US	0	0
WOMAN-OWNED SMALL BUSINESS		
PREFERENCE PROGRAMS		
Directed to Sheltered Workshop	0	0
8 (a) Program	0	0
Combined LSA/SB Set-aside	0	0
Small Business Set-aside	0	0
Labor Surplus Area Set-aside	0	0
Tie Bid Preference	0	0
Buy Indian/Self Determination Act	0	0
No Preference Program or Not Listed	0	0
SUBJECT TO LABOR STATUTES		
Walsh Healy Act - Manufacturer	0	0
Walsh Healy Act - Dealer	0	0
Service Contract Act	0	0
Davis Bacon Act	0	0
Not Subject to Above Acts	0	0
PRODUCT OR SERVICE		
Supplies & Equipment	0	0
ADP Equipment, Purchase and Lease	0	0
Research & Development	0	0
Construction	0	0
Architect & Engineering	0	0
Real Property, Purchase & Lease, or Maintenance	0	0
ADP Services (includes Installation & Maintenance)	0	0
Other Services	0	0

FEDERAL PROCUREMENT DATA SYSTEM
NUCLEAR REGULATORY COMMISSION
Actions Reported in Summary on SF281
Fiscal Year 1995 Through Fourth Quarter

PART I - PRIME CONTRACTS							
	PROCUREMENT METHODS	Number of Actions (a)	NET DOLLAR AMOUNTS (000)				
			Small Business Concerns (b)	Large Business Concerns (c)	Domestic Outside U.S./ Foreign (d)	Other Entities (e)	Total Dollars (f)
NEW AWARDS AND MODIFICATIONS	1. Tariff or Regulated Acquisitions	0					0
	2. Contracts for Foreign Government or International Organization	0					0
	3. Small Purchases	2,392	3,386	1,681	0	1,196	6,263
	4. Delivery Orders - GSA Schedules Only	484	952	2,402	0	418	3,772
	5. Delivery Orders - Other Federal Schedules	0	0	0	0	0	0
	6. Delivery Orders - All Other	0	0	0	0	0	0
	7. Other Procurement Methods	0	0	0	0	0	0
	8. TOTAL NEW AWARDS AND MODIFICATIONS	2,886	4,338	4,083	0	1,614	10,035
COMPETITION	9. Competed	513	1,930	681	0	3	2,614
	10. Not Competed	637	1,663	3,664	0	1,501	6,831
	11. Not Available for Competition	1,736	745	-262	0	110	590
MODIFICATIONS	12. TOTAL MODIFICATIONS (Excluding Line 3)	424					3,851

PART II - SELECTED SOCIOECONOMIC STATISTICS (includes both new awards and modifications)					
PREFERENCE PROGRAMS			TYPE OF CONTRACTOR		
CATEGORY	Number of Actions (a)	Total net Dollars (b)	CATEGORY	Number of Actions (a)	Total net Dollars (b)
13. Small Business - Small Purchase Set-Aside	1,017	2,714	18. Small Disadvantaged Business	26	79
14. Small Business Set-Aside	0	0	19. Woman-Owned Small Business	152	346
15. Labor Surplus Area Set-Aside	0	0	20. Sheltered Workshop	0	0
16. Combined Labor Surplus/ Small Business Set-Aside	11	23			
17. 8(a) Awards	0	0			

NUCLEAR REGULATORY COMMISSION
Actions Reported Individually on SF279
Fiscal Year 1995 Through Fourth Quarter

	Actions	Dollars (000)
TOTAL	676	72,276
CICA APPLICABILITY		
Pre-CICA	1	59
CICA Awards	673	71,229
Small Purchases	0	0
Subject to Statute other than CICA	1	248
KIND OF CONTRACT ACTION		
Initial Letter Contract	0	0
Def. Contract Superseding Letter	2	282
New Definitive Contract	67	12,866
Small Purchase Procedure	0	0
Order Under IDC	198	13,592
Order Under BOA	0	0
Order /Mod Under GSA Schedule	12	1,235
Order/Mod Under VA or OPM Schedule	0	0
Modifications	399	44,301
Termination for Default	0	0
Termination for Convenience	0	0
SYNOPSIS OF PROCUREMENT PRIOR TO AWARD		
Synopsized Prior to Award	511	49,835
Not Synopsized Due to Urgency	6	614
Not Synopsized for Other Reason	158	21,087

FEDERAL PROCUREMENT DATA SYSTEM
NUCLEAR REGULATORY COMMISSION
Actions Reported Individually on SF279
Fiscal Year 1995 Through Fourth Quarter

SOLICITATION PROCEDURE	Actions	Dollars (000)
Full and Open Competition - Sealed Bid	21	4,241
Full and Open Competition - Comp Proposal	361	25,458
Full and Open Competition - Combination	2	532
Architect Engineer	0	0
Basic Research	3	253
Multiple Award Schedule	8	1,314
Alternate Source/Reduced Cost	0	0
Alternate Source/Mobilization	0	0
Alternate Source/Eng R & D	0	0
Set-aside	71	11,856
Other than Full and Open Competition	207	28,075
FULL AND OPEN COMPETITION WITH ONLY ONE BIDDER/OFFERER	37	3,966
AUTHORITY FOR OTHER THAN FULL AND OPEN COMPETITION		
Only One Source	65	7,599
- Follow-on Contract	0	0
- Utilities (Regulated & Telecommunications)	0	0
Unusual & Compelling Urgency	11	881
Mobilization/Essential R&D	0	0
International Agreement	2	249
Authorized by Statute	129	19,346
Authorized Resale	0	0
National Security	0	0
Public Interest	0	0
EXTENT COMPLETED		
Competed	478	50,783
Not Available for Competition	133	14,042
Follow-on to Completed Action	0	0
Not Completed	63	6,711
TYPE OF CONTRACT		
Fixed Price	191	26,372
Cost Reimbursement	480	44,471
Time and Material	3	573
Labor Hour	1	120
TYPE OF CONTRACTOR		
Small Disadvantaged Business	142	21,347
Other Small Business	257	19,871
Large Business	222	20,670
Sheltered Workshops	0	0
Educational & Nonprofit	31	5,393
State & Local Government	21	3,952
Foreign Contractor	2	303
Domestic Contractor Performing Outside US	0	0
WOMAN-OWNED SMALL BUSINESS	44	2,005
PREFERENCE PROGRAMS		
Directed to Sheltered Workshop	0	0
8 (a) Program	136	21,199
Combined LSA/SB Set-aside	1	518
Small Business Set-aside	81	11,163
Labor Surplus Area Set-aside	1	-49
Tie Bid Preference	0	0
Buy Indian/Self Determination Act	0	0
No Preference Program or Not Listed	456	38,705
SUBJECT TO LABOR STATUTES		
Walsh Healy Act - Manufacturer	10	502
Walsh Healy Act - Dealer	25	8,463
Service Contract Act	98	23,012
Davis Bacon Act	3	192
Not Subject to Above Acts	539	39,367
PRODUCT OR SERVICE		
Supplies & Equipment	16	739
ADP Equipment, Purchase and Lease	34	8,303
Research & Development	73	9,870
Construction	5	890
Architect & Engineering	0	0
Real Property, Purchase & Lease, or Maintenance	0	0
ADP Services (includes installation & Maintenance)	141	21,647
Other Services	409	30,827

FEDERAL PROCUREMENT DATA SYSTEM
OCCUPATIONAL SAFETY AND HEALTH REVIEW COMMISSION
Actions Reported in Summary on SF281
Fiscal Year 1995 Through Fourth Quarter

PART I - PRIME CONTRACTS							
	PROCUREMENT METHODS	Number of Actions (e)	NET DOLLAR AMOUNTS (000)				Total Dollars (f)
			Small Business Concerns (b)	Large Business Concerns (c)	Domestic Outside U.S./ Foreign (d)	Other Entities (e)	
NEW AWARDS AND MODIFICATIONS	1. Tariff or Regulated Acquisitions	0					0
	2. Contracts for Foreign Government or International Organization	0					0
	3. Small Purchases	439	201	164	0	0	365
	4. Delivery Orders - GSA Schedules Only	119	29	202	0	0	231
	5. Delivery Orders - Other Federal Schedules	6	0	12	0	0	12
	6. Delivery Orders - All Other	0	0	0	0	0	0
	7. Other Procurement Methods	34	12	0	0	37	49
	8. TOTAL NEW AWARDS AND MODIFICATIONS	598	242	378	0	37	657
COMPETITION	9. Competed	568	242	378	0	0	620
	10. Not Competed	0	0	0	0	0	0
	11. Not Available for Competition	30	0	0	0	37	37
MODIFICATIONS	12. TOTAL MODIFICATIONS (Excluding Line 9)	66					77

PART II - SELECTED SOCIOECONOMIC STATISTICS (Includes both new awards and modifications)					
PREFERENCE PROGRAMS			TYPE OF CONTRACTOR		
CATEGORY	Number of Actions (a)	Total net Dollars (b)	CATEGORY	Number of Actions (a)	Total net Dollars (b)
13. Small Business - Small Purchase Set-Aside	0	0	18. Small Disadvantaged Business	4	12
14. Small Business Set-Aside	0	0	19. Women-Owned Small Business	81	66
15. Labor Surplus Area Set-Aside	7	27	20. Sheltered Workshop	0	0
16. Combined Labor Surplus/ Small Business Set-Aside	0	0			
17. 8(a) Awards	0	-3			

OCCUPATIONAL SAFETY AND HEALTH REVIEW COMMISSION
Actions Reported Individually on SF279
Fiscal Year 1995 Through Fourth Quarter

	Actions	Dollars (000)
TOTAL	0	0
CICA APPLICABILITY		
Pre-CICA	0	0
CICA Awards	0	0
Small Purchases	0	0
Subject to Statute other than CICA	0	0
KIND OF CONTRACT ACTION		
Initial Letter Contract	0	0
Def. Contract Superseding Letter	0	0
New Definitive Contract	0	0
Small Purchase Procedure	0	0
Order Under IDC	0	0
Order Under BOA	0	0
Order /Mod Under GSA Schedule	0	0
Order/Mod Under VA or OPM Schedule	0	0
Modifications	0	0
Termination for Default	0	0
Termination for Convenience	0	0
SYNOPSIS OF PROCUREMENT PRIOR TO AWARD		
Synopsized Prior to Award	0	0
Not Synopsized Due to Urgency	0	0
Not Synopsized for Other Reason	0	0

FEDERAL PROCUREMENT DATA SYSTEM
OCCUPATIONAL SAFETY AND HEALTH REVIEW COMMISSION
Actions Reported Individually on SF279
Fiscal Year 1995 Through Fourth Quarter

	Actions	Dollars (000)
SELECTION PROCEDURE		
Full and Open Competition - Sealed Bid	0	0
Full and Open Competition - Comp Proposal	0	0
Full and Open Competition - Combination	0	0
Architect Engineer	0	0
Basic Research	0	0
Multiple Award Schedule	0	0
Alternate Source/Reduced Cost	0	0
Alternate Source/Mobilization	0	0
Alternate Source/Eng R & D	0	0
Set-aside	0	0
Other than Full and Open Competition	0	0
FULL AND OPEN COMPETITION WITH ONLY ONE BIDDER/OFFERER		
AUTHORITY FOR OTHER THAN FULL AND OPEN COMPETITION		
Only One Source	0	0
- Follow-on Contract	0	0
- Utilities (Regulated & Telecommunications)	0	0
Unusual & Compelling Urgency	0	0
Mobilization/Essential R&D	0	0
International Agreement	0	0
Authorized by Statute	0	0
Authorized Resale	0	0
National Security	0	0
Public Interest	0	0
EXTENT COMPETED		
Completed	0	0
Not Available for Competition	0	0
Follow-on to Completed Action	0	0
Not Completed	0	0
TYPE OF CONTRACT		
Fixed Price	0	0
Cost Reimbursement	0	0
Time and Material	0	0
Labor Hour	0	0
TYPE OF CONTRACTOR		
Small Disadvantaged Business	0	0
Other Small Business	0	0
Large Business	0	0
Sheltered Workshops	0	0
Educational & Nonprofit	0	0
State & Local Government	0	0
Foreign Contractor	0	0
Domestic Contractor Performing Outside US	0	0
WOMAN-OWNED SMALL BUSINESS		
PREFERENCE PROGRAMS		
Directed to Sheltered Workshop	0	0
8 (a) Program	0	0
Combined LSA/SB Set-aside	0	0
Small Business Set-aside	0	0
Labor Surplus Area Set-aside	0	0
Tie Bid Preference	0	0
Buy Indian/Self Determination Act	0	0
No Preference Program or Not Listed	0	0
SUBJECT TO LABOR STATUTES		
Walsh Healy Act - Manufacturer	0	0
Walsh Healy Act - Dealer	0	0
Service Contract Act	0	0
Davis Bacon Act	0	0
Not Subject to Above Acts	0	0
PRODUCT OR SERVICE		
Supplies & Equipment	0	0
ADP Equipment, Purchase and Lease	0	0
Research & Development	0	0
Construction	0	0
Architect & Engineering	0	0
Real Property, Purchase & Lease, or Maintenance	0	0
ADP Services (includes Installation & Maintenance)	0	0
Other Services	0	0

FEDERAL PROCUREMENT DATA SYSTEM
OFFICE OF PERSONNEL MANAGEMENT
Actions Reported in Summary on SF281
Fiscal Year 1995 Through Fourth Quarter

PART I - PRIME CONTRACTS							
	PROCUREMENT METHODS	Number of Actions (a)	NET DOLLAR AMOUNTS (000)				Total Dollars (f)
			Small Business Concerns (b)	Large Business Concerns (c)	Domestic Outside U.S./ Foreign (d)	Other Entities (e)	
NEW AWARDS AND MODIFICATIONS	1. Tariff or Regulated Acquisitions	0					0
	2. Contracts for Foreign Government or International Organization	0					0
	3. Small Purchases	9,682	12,506	3,416	0	423	16,345
	4. Delivery Orders - GSA Schedules Only	591	434	357	5	0	796
	5. Delivery Orders - Other Federal Schedules	0	0	0	0	0	0
	6. Delivery Orders - All Other	2	16	0	0	0	16
	7. Other Procurement Methods	0	0	0	0	0	0
	8. TOTAL NEW AWARDS AND MODIFICATIONS	10,275	12,956	3,773	5	423	17,157
COMPETITION	9. Competed	3,341	6,484	2,858	0	63	9,405
	10. Not Competed	1,553	1,966	324	0	94	2,384
	11. Not Available for Competition	5,381	4,506	591	5	266	5,368
MODIFICATIONS	12. TOTAL MODIFICATIONS (Excluding Line 3)	0					0

PART II - SELECTED SOCIOECONOMIC STATISTICS (Includes both new awards and modifications)					
PREFERENCE PROGRAMS			TYPE OF CONTRACTOR		
CATEGORY	Number of Actions (a)	Total net Dollars (b)	CATEGORY	Number of Actions (a)	Total net Dollars (b)
13. Small Business - Small Purchase Set-Aside	8,076	12,506	18. Small Disadvantaged Business	362	923
14. Small Business Set-Aside	0	0	19. Women-Owned Small Business	1,204	1,547
15. Labor Surplus Area Set-Aside	0	0	20. Sheltered Workshop	18	6
16. Combined Labor Surplus/ Small Business Set-Aside	0	0			
17. 8(a) Awards	0	0			

OFFICE OF PERSONNEL MANAGEMENT
Actions Reported Individually on SF279
Fiscal Year 1995 Through Fourth Quarter

	Actions	Dollars (000)
TOTAL	2,772	65,561
CICA APPLICABILITY		
Pre-CICA	0	0
CICA Awards	2,769	65,148
Small Purchases	0	0
Subject to Statute other than CICA	3	413
KIND OF CONTRACT ACTION		
Initial Letter Contract	0	0
Def. Contract Superseding Letter	0	0
New Definitive Contract	1	31
Small Purchase Procedure	0	0
Order Under IDC	2,735	65,022
Order Under BOA	0	0
Order /Mod Under GSA Schedule	36	508
Order/Mod Under VA or OPM Schedule	0	0
Modifications	0	0
Termination for Default	0	0
Termination for Convenience	0	0
SYNOPSIS OF PROCUREMENT PRIOR TO AWARD		
Synopsized Prior to Award	2,636	58,867
Not Synopsized Due to Urgency	3	197
Not Synopsized for Other Reason	133	6,497

FEDERAL PROCUREMENT DATA SYSTEM
OFFICE OF PERSONNEL MANAGEMENT
Actions Reported Individually on SF279
Fiscal Year 1995 Through Fourth Quarter

	Actions	Dollars (000)
SOLICITATION PROCEDURE		
Full and Open Competition - Sealed Bid	0	0
Full and Open Competition - Comp Proposal	2,622	58,002
Full and Open Competition - Combination	0	0
Architect Engineer	0	0
Basic Research	0	0
Multiple Award Schedule	50	4,183
Alternate Source/Reduced Cost	0	0
Alternate Source/Mobilization	0	0
Alternate Source/Eng R & D	0	0
Set-aside	83	2,153
Other than Full and Open Competition	14	830
FULL AND OPEN COMPETITION WITH ONLY ONE BIDDER/OFFERER	88	2,137
AUTHORITY FOR OTHER THAN FULL AND OPEN COMPETITION		
Only One Source	11	633
- Follow-on Contract	0	0
- Utilities (Regulated & Telecommunications)	0	0
Unusual & Compelling Urgency	3	197
Mobilization/Essential R&D	0	0
International Agreement	0	0
Authorized by Statute	0	0
Authorized Resale	0	0
National Security	0	0
Public Interest	0	0
EXTENT COMPLETED		
Completed	2,760	64,640
Not Available for Competition	3	413
Follow-on to Completed Action	1	47
Not Completed	8	461
TYPE OF CONTRACT		
Fixed Price	2,766	63,058
Cost Reimbursement	3	1,266
Time and Material	0	0
Labor Hour	3	1,237
TYPE OF CONTRACTOR		
Small Disadvantaged Business	189	3,939
Other Small Business	1,259	23,744
Large Business	1,321	37,574
Sheltered Workshops	2	273
Educational & Nonprofit	1	31
State & Local Government	0	0
Foreign Contractor	0	0
Domestic Contractor Performing Outside US	0	0
WOMAN-OWNED SMALL BUSINESS	525	8,980
PREFERENCE PROGRAMS		
Directed to Sheltered Workshop	2	273
8 (a) Program	185	3,842
Combined LSA/SB Set-aside	17	96
Small Business Set-aside	1	69
Labor Surplus Area Set-aside	0	0
Tie Bid Preference	0	0
Buy Indian/Set Determination Act	0	0
No Preference Program or Not Listed	2,567	61,278
SUBJECT TO LABOR STATUTES		
Walsh Healy Act - Manufacturer	36	508
Walsh Healy Act - Dealer	0	0
Service Contract Act	242	18,001
Davis Bacon Act	0	0
Not Subject to Above Acts	2,494	47,052
PRODUCT OR SERVICE		
Supplies & Equipment	7	205
ADP Equipment, Purchase and Lease	32	1,348
Research & Development	0	0
Construction	0	0
Architect & Engineering	0	0
Real Property, Purchase & Lease, or Maintenance	0	0
ADP Services (includes Installation & Maintenance)	108	8,824
Other Services	2,625	55,184

FEDERAL PROCUREMENT DATA SYSTEM
PEACE CORPS
Actions Reported in Summary on SF281
Fiscal Year 1995 Through Fourth Quarter

PART I - PRIME CONTRACTS							
	PROCUREMENT METHODS	Number of Actions (a)	NET DOLLAR AMOUNTS (000)				Total Dollars (f)
			Small Business Concerns (b)	Large Business Concerns (c)	Domestic Outside U.S./ Foreign (d)	Other Entities (e)	
NEW AWARDS AND MODIFICATIONS	1. Tariff or Regulated Acquisitions	0					0
	2. Contracts for Foreign Government or International Organization	3					1
	3. Small Purchases	18,120	2,385	938	25,045	1,005	29,374
	4. Delivery Orders - GSA Schedules Only	206	268	298	0	100	666
	5. Delivery Orders - Other Federal Schedules	23	0	49	0	8	57
	6. Delivery Orders - All Other	84	69	71	0	30	170
	7. Other Procurement Methods	358	147	0	2,893	20	3,060
	8. TOTAL NEW AWARDS AND MODIFICATIONS	18,794	2,868	1,357	27,938	1,163	33,328
COMPETITION	9. Competed	3,941	1,078	355	14,053	32	15,518
	10. Not Competed	1,542	1,306	452	5,632	931	8,322
	11. Not Available for Competition	13,311	485	550	8,253	200	9,488
MODIFICATIONS	12. TOTAL MODIFICATIONS (Excluding Line 3)	70					122

PART II - SELECTED SOCIOECONOMIC STATISTICS (Includes both new awards and modifications)					
PREFERENCE PROGRAMS			TYPE OF CONTRACTOR		
CATEGORY	Number of Actions (a)	Total net Dollars (b)	CATEGORY	Number of Actions (a)	Total net Dollars (b)
13. Small Business - Small Purchase Set-Aside	692	1,950	18. Small Disadvantaged Business	54	153
14. Small Business Set-Aside	49	282	19. Women-Owned Small Business	76	208
15. Labor Surplus Area Set-Aside	0	0	20. Sheltered Workshop	2	20
16. Combined Labor Surplus/ Small Business Set-Aside	0	0			
17. 8(a) Awards	2	46			

PEACE CORPS
Actions Reported Individually on SF279
Fiscal Year 1995 Through Fourth Quarter

	Actions	Dollars (000)
TOTAL	148	8,926
CICA APPLICABILITY		
Pre-CICA	0	0
CICA Awards	148	8,926
Small Purchases	0	0
Subject to Statute other than CICA	0	0
KIND OF CONTRACT ACTION		
Initial Letter Contract	0	0
Def. Contract Superseding Letter	0	0
New Definitive Contract	110	6,528
Small Purchase Procedure	0	0
Order Under IDC	4	328
Order Under BOA	0	0
Order /Mod Under GSA Schedule	0	0
Order/Mod Under VA or OPM Schedule	0	0
Modifications	34	2,070
Termination for Default	0	0
Termination for Convenience	0	0
SYNOPSIS OF PROCUREMENT PRIOR TO AWARD		
Synopsized Prior to Award	69	4,473
Not Synopsized Due to Urgency	0	0
Not Synopsized for Other Reason	79	4,453

FEDERAL PROCUREMENT DATA SYSTEM
PEACE CORPS
 Actions Reported Individually on SF279
 Fiscal Year 1995 Through Fourth Quarter

	Actions	Dollars (\$00)
SELECTION PROCEDURE		
Full and Open Competition - Sealed Bid	4	239
Full and Open Competition - Comp Proposal	80	5,002
Full and Open Competition - Combination	18	765
Architect Engineer	0	0
Basic Research	0	0
Multiple Award Schedule	3	153
Alternate Source/Reduced Cost	0	0
Alternate Source/Mobilization	0	0
Alternate Source/Eng R & D	0	0
Set-aside	0	0
Other than Full and Open Competition	43	2,767
FULL AND OPEN COMPETITION WITH ONLY ONE BIDDER/OFFERER	17	204
AUTHORITY FOR OTHER THAN FULL AND OPEN COMPETITION		
Only One Source	34	1,352
- Follow-on Contract	11	510
- Utilities (Regulated & Telecommunications)	0	0
Unusual & Compelling Urgency	0	0
Mobilization/Essential R&D	0	0
International Agreement	0	0
Authorized by Statute	9	1,415
Authorized Resale	0	0
National Security	0	0
Public Interest	0	0
EXTENT COMPETED		
Competed	107	6,260
Not Available for Competition	12	1,552
Follow-on to Completed Action	5	228
Not Completed	24	886
TYPE OF CONTRACT		
Fixed Price	128	5,648
Cost Reimbursement	14	2,838
Time and Material	0	0
Labor Hour	6	440
TYPE OF CONTRACTOR		
Small Disadvantaged Business	13	1,655
Other Small Business	12	761
Large Business	12	1,088
Sheltered Workshops	0	0
Educational & Nonprofit	0	0
State & Local Government	0	0
Foreign Contractor	74	3,209
Domestic Contractor Performing Outside US	37	2,213
WOMAN-OWNED SMALL BUSINESS	8	1,256
PREFERENCE PROGRAMS		
Directed to Sheltered Workshop	0	0
8 (a) Program	9	1,415
Combined LSA/SB Set-aside	0	0
Small Business Set-aside	3	207
Labor Surplus Area Set-aside	0	0
Tie Bid Preference	0	0
Buy Indian/Self Determination Act	0	0
No Preference Program or Not Listed	136	7,304
SUBJECT TO LABOR STATUTES		
Walsh Healy Act - Manufacturer	0	0
Walsh Healy Act - Dealer	2	468
Service Contract Act	5	600
Davis Bacon Act	0	0
Not Subject to Above Acts	141	8,794
PRODUCT OR SERVICE		
Supplies & Equipment	8	287
ADP Equipment, Purchase and Lease	4	385
Research & Development	0	0
Construction	5	215
Architect & Engineering	0	0
Real Property, Purchase & Lease, or Maintenance	32	1,398
ADP Services (includes Installation & Maintenance)	5	285
Other Services	94	6,950

FEDERAL PROCUREMENT DATA SYSTEM
PENNSYLVANIA AVENUE DEVELOPMENT CORPORATION
Actions Reported in Summary on SF281
Fiscal Year 1995 Through Fourth Quarter

PART I - PRIME CONTRACTS							
	PROCUREMENT METHODS	Number of Actions (a)	NET DOLLAR AMOUNTS (000)				Total Dollars (f)
			Small Business Concerns (b)	Large Business Concerns (c)	Domestic Outside U.S./ Foreign (d)	Other Entities (e)	
NEW AWARDS AND MODIFICATIONS	1. Tariff or Regulated Acquisitions	0					0
	2. Contracts for Foreign Government or International Organization	0					0
	3. Small Purchases	3	0	10	0	0	10
	4. Delivery Orders - GSA Schedules Only	22	70	30	0	0	100
	5. Delivery Orders - Other Federal Schedules	81	75	39	0	0	114
	6. Delivery Orders - All Other	59	79	59	0	0	138
	7. Other Procurement Methods	43	60	33	0	0	93
	8. TOTAL NEW AWARDS AND MODIFICATIONS	208	284	171	0	0	455
COMPETITION	9. Competed	120	154	78	0	0	233
	10. Not Competed	22	61	40	0	0	101
	11. Not Available for Competition	66	89	52	0	0	121
MODIFICATIONS	12. TOTAL MODIFICATIONS (Excluding Line 3)	0					0

PART II - SELECTED SOCIOECONOMIC STATISTICS (Includes both new awards and modifications)					
PREFERENCE PROGRAMS			TYPE OF CONTRACTOR		
CATEGORY	Number of Actions (a)	Total net Dollars (b)	CATEGORY	Number of Actions (a)	Total net Dollars (b)
13. Small Business - Small Purchase Set-Aside	0	0	18. Small Disadvantaged Business	0	0
14. Small Business Set-Aside	0	0	19. Woman-Owned Small Business	0	0
15. Labor Surplus Area Set-Aside	0	0	20. Sheltered Workshop	0	0
16. Combined Labor Surplus/ Small Business Set-Aside	0	0			
17. 8(a) Awards	0	0			

PENNSYLVANIA AVENUE DEVELOPMENT CORPORATION
Actions Reported Individually on SF279
Fiscal Year 1995 Through Fourth Quarter

	Actions	Dollars (000)
TOTAL	3	353
CICA APPLICABILITY		
Pre-CICA	3	353
CICA Awards	0	0
Small Purchases	0	0
Subject to Statute other than CICA	0	0
KIND OF CONTRACT ACTION		
Initial Letter Contract	0	0
Def. Contract Superseding Letter	0	0
New Definitive Contract	3	353
Small Purchase Procedure	0	0
Order Under IDC	0	0
Order Under BOA	0	0
Order /Mod Under GSA Schedule	0	0
Order/Mod Under VA or OPM Schedule	0	0
Modifications	0	0
Termination for Default	0	0
Termination for Convenience	0	0
SYNOPSIS OF PROCUREMENT PRIOR TO AWARD		
Synopsized Prior to Award	0	0
Not Synopsized Due to Urgency	0	0
Not Synopsized for Other Reason	3	353

FEDERAL PROCUREMENT DATA SYSTEM
PENNSYLVANIA AVENUE DEVELOPMENT CORPORATION
 Actions Reported Individually on SF279
 Fiscal Year 1995 Through Fourth Quarter

	Actions	Dollars (000)
SOLICITATION PROCEDURE		
Full and Open Competition - Sealed Bid	0	0
Full and Open Competition - Comp Proposal	0	0
Full and Open Competition - Combination	0	0
Architect Engineer	0	0
Basic Research	0	0
Multiple Award Schedule	0	0
Alternate Source/Reduced Cost	0	0
Alternate Source/Mobilization	0	0
Alternate Source/Eng R & D	0	0
Set-aside	0	0
Other than Full and Open Competition	0	0
FULL AND OPEN COMPETITION WITH ONLY ONE BIDDER/OFFERER	0	0
AUTHORITY FOR OTHER THAN FULL AND OPEN COMPETITION		
Only One Source	0	0
- Follow-on Contract	0	0
- Utilities (Regulated & Telecommunications)	0	0
Unusual & Compelling Urgency	0	0
Mobilization/Essential R&D	0	0
International Agreement	0	0
Authorized by Statute	0	0
Authorized Resale	0	0
National Security	0	0
Public Interest	0	0
EXTENT COMPETED		
Competed	0	0
Not Available for Competition	1	206
Follow-on to Competed Action	2	147
Not Competed	0	0
TYPE OF CONTRACT		
Fixed Price	3	353
Cost Reimbursement	0	0
Time and Material	0	0
Labor Hour	0	0
TYPE OF CONTRACTOR		
Small Disadvantaged Business	1	206
Other Small Business	0	0
Large Business	2	147
Sheltered Workshops	0	0
Educational & Nonprofit	0	0
State & Local Government	0	0
Foreign Contractor	0	0
Domestic Contractor Performing Outside US	0	0
WOMAN-OWNED SMALL BUSINESS		
	0	0
PREFERENCE PROGRAMS		
Directed to Sheltered Workshop	0	0
8 (a) Program	1	206
Combined LSA/SB Set-aside	0	0
Small Business Set-aside	0	0
Labor Surplus Area Set-aside	0	0
Tie Bid Preference	0	0
Buy Indian/Self Determination Act	0	0
No Preference Program or Not Listed	2	147
SUBJECT TO LABOR STATUTES		
Walsh Healy Act - Manufacturer	0	0
Walsh Healy Act - Dealer	0	0
Service Contract Act	1	206
Davis Bacon Act	0	0
Not Subject to Above Acts	2	147
PRODUCT OR SERVICE		
Supplies & Equipment	0	0
ADP Equipment, Purchase and Lease	0	0
Research & Development	0	0
Construction	0	0
Architect & Engineering	2	147
Real Property, Purchase & Lease, or Maintenance	0	0
ADP Services (includes Installation & Maintenance)	0	0
Other Services	1	206

FEDERAL PROCUREMENT DATA SYSTEM
RAILROAD RETIREMENT BOARD
Actions Reported in Summary on SF281
Fiscal Year 1995 Through Fourth Quarter

PART I - PRIME CONTRACTS							
	PROCUREMENT METHODS	Number of Actions (a)	NET DOLLAR AMOUNTS (000)				Total Dollars (f)
			Small Business Concerns (b)	Large Business Concerns (c)	Domestic Outside U.S./ Foreign (d)	Other Entities (e)	
NEW AWARDS AND MODIFICATIONS	1. Tariff or Regulated Acquisitions	0					0
	2. Contracts for Foreign Government or International Organization	0					0
	3. Small Purchases	2,390	1,519	907	0	41	2,467
	4. Delivery Orders - GSA Schedules Only	371	363	587	0	0	850
	5. Delivery Orders - Other Federal Schedules	11	10	16	0	0	26
	6. Delivery Orders - All Other	0	0	0	0	0	0
	7. Other Procurement Methods	0	0	0	0	0	0
	8. TOTAL NEW AWARDS AND MODIFICATIONS	2,772	1,892	1,510	0	41	3,443
COMPETITION	9. Competed	569	996	875	0	4	1,865
	10. Not Competed	116	356	350	0	6	712
	11. Not Available for Competition	2,087	550	285	0	31	866
MODIFICATIONS	12. TOTAL MODIFICATIONS (Excluding Line 3)	0					0

PART II - SELECTED SOCIOECONOMIC STATISTICS (Includes both new awards and modifications)					
PREFERENCE PROGRAMS			TYPE OF CONTRACTOR		
CATEGORY	Number of Actions (a)	Total net Dollars (b)	CATEGORY	Number of Actions (a)	Total net Dollars (b)
13. Small Business - Small Purchase Set-Aside	0	0	18. Small Disadvantaged Business	0	0
14. Small Business Set-Aside	0	0	19. Woman-Owned Small Business	0	0
15. Labor Surplus Area Set-Aside	0	0	20. Sheltered Workshop	0	0
16. Combined Labor Surplus/ Small Business Set-Aside	0	0			
17. 8(a) Awards	0	0			

RAILROAD RETIREMENT BOARD
Actions Reported Individually on SF279
Fiscal Year 1995 Through Fourth Quarter

	Actions	Dollars (000)
TOTAL	39	5,928
CICA APPLICABILITY		
Pre-CICA	0	0
CICA Awards	38	5,900
Small Purchases	1	28
Subject to Statute other than CICA	0	0
KIND OF CONTRACT ACTION		
Initial Letter Contract	0	0
Def. Contract Superseding Letter	0	0
New Definitive Contract	4	633
Small Purchase Procedure	1	28
Order Under IDC	4	424
Order Under BOA	0	0
Order /Mod Under GSA Schedule	9	1,220
Order/Mod Under VA or OPM Schedule	0	0
Modifications	21	3,623
Termination for Default	0	0
Termination for Convenience	0	0
SYNOPSIS OF PROCUREMENT PRIOR TO AWARD		
Synopsized Prior to Award	31	5,016
Not Synopsized Due to Urgency	1	27
Not Synopsized for Other Reason	7	885

FEDERAL PROCUREMENT DATA SYSTEM
RAILROAD RETIREMENT BOARD
Actions Reported Individually on SF279
Fiscal Year 1995 Through Fourth Quarter

	Actions	Dollars (000)
SELECTION PROCEDURE		
Full and Open Competition - Sealed Bid	5	484
Full and Open Competition - Comp Proposal	18	3,605
Full and Open Competition - Combination	0	0
Architect Engineer	0	0
Basic Research	0	0
Multiple Award Schedule	8	1,153
Alternate Source/Reduced Cost	0	0
Alternate Source/Mobilization	0	0
Alternate Source/Eng R & D	0	0
Set-aside	0	0
Other than Full and Open Competition	7	658
FULL AND OPEN COMPETITION WITH ONLY ONE BIDDER/OFFERER		
AUTHORITY FOR OTHER THAN FULL AND OPEN COMPETITION		
Only One Source	6	631
- Follow-on Contract	0	0
- Utilities (Regulated & Telecommunications)	4	424
Unusual & Compelling Urgency	1	27
Mobilization/Essential R&D	0	0
International Agreement	0	0
Authorized by Statute	0	0
Authorized Resale	0	0
National Security	0	0
Public Interest	0	0
EXTENT COMPETED		
Competed	32	5,270
Not Available for Competition	4	424
Follow-on to Competed Action	0	0
Not Competed	3	234
TYPE OF CONTRACT		
Fixed Price	39	5,926
Cost Reimbursement	0	0
Time and Material	0	0
Labor Hour	0	0
TYPE OF CONTRACTOR		
Small Disadvantaged Business	0	0
Other Small Business	14	3,235
Large Business	25	2,693
Sheltered Workshops	0	0
Educational & Nonprofit	0	0
State & Local Government	0	0
Foreign Contractor	0	0
Domestic Contractor Performing Outside US	0	0
WOMAN-OWNED SMALL BUSINESS		
PREFERENCE PROGRAMS		
Directed to Sheltered Workshop	0	0
8 (a) Program	0	0
Combined LSA/SB Set-aside	0	0
Small Business Set-aside	7	652
Labor Surplus Area Set-aside	0	0
Tie Bid Preference	0	0
Buy Indian/Self Determination Act	0	0
No Preference Program or Not Listed	32	5,276
SUBJECT TO LABOR STATUTES		
Walsh Healy Act - Manufacturer	9	1,338
Walsh Healy Act - Dealer	2	308
Service Contract Act	12	1,039
Davis Bacon Act	0	0
Not Subject to Above Acts	16	3,243
PRODUCT OR SERVICE		
Supplies & Equipment	7	1,149
ADP Equipment, Purchase and Lease	0	0
Research & Development	0	0
Construction	0	0
Architect & Engineering	0	0
Real Property, Purchase & Lease, or Maintenance	0	0
ADP Services (includes Installation & Maintenance)	11	956
Other Services	21	3,823

FEDERAL PROCUREMENT DATA SYSTEM
SECURITIES AND EXCHANGE COMMISSION
Actions Reported in Summary on SF281
Fiscal Year 1995 Through Fourth Quarter

PART I - PRIME CONTRACTS							
	PROCUREMENT METHODS	Number of Actions (a)	NET DOLLAR AMOUNTS (000)				
			Small Business Concerns (b)	Large Business Concerns (c)	Domestic Outside U.S./ Foreign (d)	Other Entities (e)	Total Dollars (f)
NEW AWARDS AND MODIFICATIONS	1. Tariff or Regulated Acquisitions	0					0
	2. Contracts for Foreign Government or International Organization	0					0
	3. Small Purchases	2,227	5,726	916	0	0	6,642
	4. Delivery Orders - GSA Schedules Only	270	781	1,104	0	0	1,885
	5. Delivery Orders - Other Federal Schedules	0	0	0	0	0	0
	6. Delivery Orders - All Other	0	0	0	0	0	0
	7. Other Procurement Methods	0	0	0	0	0	0
	8. TOTAL NEW AWARDS AND MODIFICATIONS	2,497	6,507	2,020	0	0	8,527
COMPETITION	9. Competed	619	2,752	1,558	0	0	4,310
	10. Not Competed	1,878	3,755	462	0	0	4,217
	11. Not Available for Competition	0	0	0	0	0	0
MODIFICATIONS	12. TOTAL MODIFICATIONS (Excluding Line 3)	0					0

PART II - SELECTED SOCIOECONOMIC STATISTICS (Includes both new awards and modifications)					
PREFERENCE PROGRAMS			TYPE OF CONTRACTOR		
CATEGORY	Number of Actions (a)	Total net Dollars (b)	CATEGORY	Number of Actions (a)	Total net Dollars (b)
13. Small Business - Small Purchase Set-Aside	1,918	5,466	18. Small Disadvantaged Business	0	0
14. Small Business Set-Aside	0	0	19. Woman-Owned Small Business	0	0
15. Labor Surplus Area Set-Aside	0	0	20. Sheltered Workshop	0	0
16. Combined Labor Surplus/ Small Business Set-Aside	0	0			
17. 8(a) Awards	0	0			

SECURITIES AND EXCHANGE COMMISSION
Actions Reported Individually on SF279
Fiscal Year 1995 Through Fourth Quarter

	Actions	Dollars (000)
TOTAL	106	23,585
CICA APPLICABILITY		
Pre-CICA	0	0
CICA Awards	103	22,939
Small Purchases	0	0
Subject to Statute other than CICA	3	646
KIND OF CONTRACT ACTION		
Initial Letter Contract	0	0
Def. Contract Superseding Letter	0	0
New Definitive Contract	16	871
Small Purchase Procedure	0	0
Order Under IDC	22	7,762
Order Under BOA	4	1,551
Order /Mod Under GSA Schedule	35	3,215
Order/Mod Under VA or OPM Schedule	0	0
Modifications	29	10,186
Termination for Default	0	0
Termination for Convenience	0	0
SYNOPSIS OF PROCUREMENT PRIOR TO AWARD		
Synopsized Prior to Award	30	4,005
Not Synopsized Due to Urgency	7	299
Not Synopsized for Other Reason	69	19,281

FEDERAL PROCUREMENT DATA SYSTEM
SECURITIES AND EXCHANGE COMMISSION
Actions Reported Individually on SF279
Fiscal Year 1995 Through Fourth Quarter

	Actions	Dollars (000)
SELECTION PROCEDURE		
Full and Open Competition - Sealed Bid	0	0
Full and Open Competition - Comp Proposal	15	6,171
Full and Open Competition - Combination	0	0
Architect Engineer	0	0
Basic Research	0	0
Multiple Award Schedule	32	3,091
Alternate Source/Reduced Cost	1	46
Alternate Source/Mobilization	0	0
Alternate Source/Eng R & D	0	0
Set-aside	0	0
Other than Full and Open Competition	55	13,631
FULL AND OPEN COMPETITION WITH ONLY ONE BIDDER/OFFERER	2	910
AUTHORITY FOR OTHER THAN FULL AND OPEN COMPETITION		
Only One Source	21	1,023
- Follow-on Contract	2	82
- Utilities (Regulated & Telecommunications)	0	0
Unusual & Compelling Urgency	7	299
Mobilization/Essential R&D	0	0
International Agreement	1	26
Authorized by Statute	25	12,071
Authorized Resale	1	212
National Security	0	0
Public Interest	0	0
EXTENT COMPETED		
Competed	51	10,554
Not Available for Competition	27	11,871
Follow-on to Competed Action	0	0
Not Competed	28	1,160
TYPE OF CONTRACT		
Fixed Price	87	12,171
Cost Reimbursement	5	3,917
Time and Material	0	0
Labor Hour	14	7,497
TYPE OF CONTRACTOR		
Small Disadvantaged Business	24	11,555
Other Small Business	17	1,274
Large Business	60	9,533
Sheltered Workshops	0	0
Educational & Nonprofit	5	1,223
State & Local Government	0	0
Foreign Contractor	0	0
Domestic Contractor Performing Outside US	0	0
WOMAN-OWNED SMALL BUSINESS	4	918
PREFERENCE PROGRAMS		
Directed to Sheltered Workshop	0	0
8 (a) Program	22	11,463
Combined LSA/SB Set-aside	0	0
Small Business Set-aside	0	0
Labor Surplus Area Set-aside	0	0
Tie Bid Preference	0	0
Buy Indian/Self Determination Act	0	0
No Preference Program or Not Listed	84	12,122
SUBJECT TO LABOR STATUTES		
Walsh Healy Act - Manufacturer	30	2,507
Walsh Healy Act - Dealer	16	2,565
Service Contract Act	25	14,755
Davis Bacon Act	1	46
Not Subject to Above Acts	34	3,712
PRODUCT OR SERVICE		
Supplies & Equipment	10	594
ADP Equipment, Purchase and Lease	23	3,632
Research & Development	0	0
Construction	0	0
Architect & Engineering	0	0
Real Property, Purchase & Lease, or Maintenance	0	0
ADP Services (includes Installation & Maintenance)	43	15,766
Other Services	30	3,593

**FEDERAL PROCUREMENT DATA SYSTEM
SELECTIVE SERVICE SYSTEM
Actions Reported in Summary on SF281
Fiscal Year 1995 Through Fourth Quarter**

PART I - PRIME CONTRACTS							
	PROCUREMENT METHODS	Number of Actions (a)	NET DOLLAR AMOUNTS (000)				Total Dollars (f)
			Small Business Concerns (b)	Large Business Concerns (c)	Domestic Outside U.S./ Foreign (d)	Other Entities (e)	
NEW AWARDS AND MODIFICATIONS	1. Tariff or Regulated Acquisitions	0					0
	2. Contracts for Foreign Government or International Organization	0					0
	3. Small Purchases	772	407	239	0	24	670
	4. Delivery Orders - GSA Schedules Only	128	108	282	0	4	394
	5. Delivery Orders - Other Federal Schedules	21	29	105	0	3	137
	6. Delivery Orders - All Other	11	19	12	0	0	31
	7. Other Procurement Methods	27	10	2	0	2	14
	8. TOTAL NEW AWARDS AND MODIFICATIONS	659	573	640	0	33	1,246
COMPETITION	9. Completed	472	315	353	0	0	668
	10. Not Competed	189	154	57	0	4	215
	11. Not Available for Competition	298	104	230	0	29	363
MODIFICATIONS	12. TOTAL MODIFICATIONS (Excluding Line 3)	63					69

PART II - SELECTED SOCIOECONOMIC STATISTICS (Includes both new awards and modifications)					
PREFERENCE PROGRAMS			TYPE OF CONTRACTOR		
CATEGORY	Number of Actions (a)	Total net Dollars (b)	CATEGORY	Number of Actions (a)	Total net Dollars (b)
13. Small Business - Small Purchase Set-Aside	0	0	18. Small Disadvantaged Business	49	61
14. Small Business Set-Aside	0	0	19. Woman-Owned Small Business	56	44
15. Labor Surplus Area Set-Aside	0	0	20. Sheltered Workshop	0	0
16. Combined Labor Surplus/ Small Business Set-Aside	0	0			
17. 8(a) Awards	0	0			

**SELECTIVE SERVICE SYSTEM
Actions Reported Individually on SF279
Fiscal Year 1995 Through Fourth Quarter**

	Actions	Dollars (000)
TOTAL	2	174
CICA APPLICABILITY		
Pre-CICA	0	0
CICA Awards	2	174
Small Purchases	0	0
Subject to Statute other than CICA	0	0
KIND OF CONTRACT ACTION		
Initial Letter Contract	0	0
Def. Contract Superseding Letter	0	0
New Definitive Contract	1	139
Small Purchase Procedure	0	0
Order Under IDC	0	0
Order Under BOA	0	0
Order /Mod Under GSA Schedule	0	0
Order/Mod Under VA or OPM Schedule	0	0
Modifications	1	35
Termination for Default	0	0
Termination for Convenience	0	0
SYNOPSIS OF PROCUREMENT PRIOR TO AWARD		
Synopsized Prior to Award	1	139
Not Synopsized Due to Urgency	0	0
Not Synopsized for Other Reason	1	35

FEDERAL PROCUREMENT DATA SYSTEM
SELECTIVE SERVICE SYSTEM
Actions Reported Individually on SF279
Fiscal Year 1995 Through Fourth Quarter

	Actions	Dollars (\$00)
SELECTION PROCEDURE		
Full and Open Competition - Sealed Bid	0	0
Full and Open Competition - Comp Proposal	0	0
Full and Open Competition - Combination	0	0
Architect Engineer	0	0
Basic Research	0	0
Multiple Award Schedule	0	0
Alternate Source/Reduced Cost	0	0
Alternate Source/Mobilization	0	0
Alternate Source/Eng R & D	0	0
Set-aside	0	0
Other than Full and Open Competition	2	174
FULL AND OPEN COMPETITION WITH ONLY ONE BIDDER/OFFERER	0	0
AUTHORITY FOR OTHER THAN FULL AND OPEN COMPETITION		
Only One Source	2	174
- Follow-on Contract	0	0
- Utilities (Regulated & Telecommunications)	0	0
Unusual & Compelling Urgency	0	0
Mobilization/Essential R&D	0	0
International Agreement	0	0
Authorized by Statute	0	0
Authorized Resale	0	0
National Security	0	0
Public Interest	0	0
EXTENT COMPETED		
Competed	1	139
Not Available for Competition	1	35
Follow-on to Competed Action	0	0
Not Competed	0	0
TYPE OF CONTRACT		
Fixed Price	2	174
Cost Reimbursement	0	0
Time and Material	0	0
Labor Hour	0	0
TYPE OF CONTRACTOR		
Small Disadvantaged Business	1	35
Other Small Business	0	0
Large Business	1	139
Sheltered Workshops	0	0
Educational & Nonprofit	0	0
State & Local Government	0	0
Foreign Contractor	0	0
Domestic Contractor Performing Outside US	0	0
WOMAN-OWNED SMALL BUSINESS	1	35
PREFERENCE PROGRAMS		
Directed to Sheltered Workshop	0	0
8 (a) Program	1	35
Combined LSA/SB Set-aside	0	0
Small Business Set-aside	0	0
Labor Surplus Area Set-aside	0	0
Tie Bid Preference	0	0
Buy Indian/Self Determination Act	0	0
No Preference Program or Not Listed	1	139
SUBJECT TO LABOR STATUTES		
Walsh Healy Act - Manufacturer	0	0
Walsh Healy Act - Dealer	0	0
Service Contract Act	2	174
Davis Bacon Act	0	0
Not Subject to Above Acts	0	0
PRODUCT OR SERVICE		
Supplies & Equipment	0	0
ADP Equipment, Purchase and Lease	0	0
Research & Development	0	0
Construction	0	0
Architect & Engineering	0	0
Real Property, Purchase & Lease, or Maintenance	0	0
ADP Services (includes Installation & Maintenance)	0	0
Other Services	2	174

**FEDERAL PROCUREMENT DATA SYSTEM
 SMALL BUSINESS ADMINISTRATION
 Actions Reported in Summary on SF281
 Fiscal Year 1995 Through Fourth Quarter**

PART I - PRIME CONTRACTS							
	PROCUREMENT METHODS	Number of Actions (a)	NET DOLLAR AMOUNTS (000)				
			Small Business Concerns (b)	Large Business Concerns (c)	Domestic Outside U.S./ Foreign (d)	Other Entities (e)	Total Dollars (f)
NEW AWARDS AND MODIFICATIONS	1. Tariff or Regulated Acquisitions	11				0	
	2. Contracts for Foreign Government or International Organization	0				0	
	3. Small Purchases	2,460	2,795	1,192	2	14	4,003
	4. Delivery Orders - GSA Schedules Only	700	717	855	0	25	1,597
	5. Delivery Orders - Other Federal Schedules	87	18	35	0	10	63
	6. Delivery Orders - All Other	94	183	117	0	0	300
	7. Other Procurement Methods	58	112	118	0	26	256
	8. TOTAL NEW AWARDS AND MODIFICATIONS	3,410	3,825	2,317	2	75	6,219
COMPETITION	9. Competed	1,383	1,298	905	0	39	1,998
	10. Not Competed	1,155	1,693	790	0	7	2,490
	11. Not Available for Competition	872	834	622	2	29	1,731
MODIFICATIONS	12. TOTAL MODIFICATIONS (Excluding Line 3)	93					15

PART II - SELECTED SOCIOECONOMIC STATISTICS (Includes both new awards and modifications)					
PREFERENCE PROGRAMS			TYPE OF CONTRACTOR		
CATEGORY	Number of Actions (a)	Total net Dollars (b)	CATEGORY	Number of Actions (a)	Total net Dollars (b)
13. Small Business - Small Purchase Set-Aside	487	1,887	18. Small Disadvantaged Business	154	690
14. Small Business Set-Aside	84	293	19. Women-Owned Small Business	146	342
15. Labor Surplus Area Set-Aside	0	0	20. Sheltered Workshop	0	0
16. Combined Labor Surplus/ Small Business Set-Aside	0	0			
17. 8(a) Awards	43	143			

**SMALL BUSINESS ADMINISTRATION
 Actions Reported Individually on SF279
 Fiscal Year 1995 Through Fourth Quarter**

	Actions	Dollars (000)
TOTAL	44	4,537
CICA APPLICABILITY		
Pre-CICA	0	0
CICA Awards	44	4,537
Small Purchases	0	0
Subject to Statute other than CICA	0	0
KIND OF CONTRACT ACTION		
Initial Letter Contract	0	0
Def. Contract Superseding Letter	0	0
New Definitive Contract	0	0
Small Purchase Procedure	0	0
Order Under IDC	30	2,881
Order Under BOA	0	0
Order /Mod Under GSA Schedule	2	88
Order/Mod Under VA or CPM Schedule	0	0
Modifications	12	1,768
Termination for Default	0	0
Termination for Convenience	0	0
SYNOPSIS OF PROCUREMENT PRIOR TO AWARD		
Synopsized Prior to Award	10	3,544
Not Synopsized Due to Urgency	0	0
Not Synopsized for Other Reason	34	993

FEDERAL PROCUREMENT DATA SYSTEM
SMALL BUSINESS ADMINISTRATION
Actions Reported Individually on SF279
Fiscal Year 1995 Through Fourth Quarter

SOLICITATION PROCEDURE	Actions	Dollars (000)
Full and Open Competition - Sealed Bid	0	0
Full and Open Competition - Comp Proposal	3	2,284
Full and Open Competition - Combination	0	0
Architect Engineer	0	0
Basic Research	0	0
Multiple Award Schedule	2	88
Alternate Source/Reduced Cost	0	0
Alternate Source/Mobilization	0	0
Alternate Source/Eng R & D	0	0
Set-aside	1	175
Other than Full and Open Competition	36	1,990
FULL AND OPEN COMPETITION WITH ONLY ONE BIDDER/OFFERER	1	64
AUTHORITY FOR OTHER THAN FULL AND OPEN COMPETITION		
Only One Source	5	482
- Follow-on Contract	0	0
- Utilities (Regulated & Telecommunications)	0	0
Unusual & Compelling Urgency	0	0
Mobilization/Essential R&D	0	0
International Agreement	0	0
Authorized by Statute	33	1,508
Authorized Resale	0	0
National Security	0	0
Public Interest	0	0
EXTENT COMPETED		
Competed	6	2,547
Not Available for Competition	37	1,989
Follow-on to Competed Action	0	0
Not Competed	1	1
TYPE OF CONTRACT		
Fixed Price	43	4,496
Cost Reimbursement	1	41
Time and Material	0	0
Labor Hour	0	0
TYPE OF CONTRACTOR		
Small Disadvantaged Business	34	3,508
Other Small Business	4	230
Large Business	6	799
Sheltered Workshops	0	0
Educational & Nonprofit	0	0
State & Local Government	0	0
Foreign Contractor	0	0
Domestic Contractor Performing Outside US	0	0
WOMAN-OWNED SMALL BUSINESS	2	132
PREFERENCE PROGRAMS		
Directed to Sheltered Workshop	0	0
8 (a) Program	34	3,508
Combined LSA/SB Set-aside	0	0
Small Business Set-aside	1	175
Labor Surplus Area Set-aside	0	0
Tie Bid Preference	0	0
Buy Indian/Self Determination Act	0	0
No Preference Program or Not Listed	9	854
SUBJECT TO LABOR STATUTES		
Walsh Healy Act - Manufacturer	3	73
Walsh Healy Act - Dealer	28	847
Service Contract Act	13	3,617
Davis Bacon Act	0	0
Not Subject to Above Acts	0	0
PRODUCT OR SERVICE		
Supplies & Equipment	0	0
ADP Equipment, Purchase and Lease	30	969
Research & Development	0	0
Construction	0	0
Architect & Engineering	0	0
Real Property, Purchase & Lease, or Maintenance	1	243
ADP Services (includes Installation & Maintenance)	8	3,002
Other Services	5	323

**FEDERAL PROCUREMENT DATA SYSTEM
SMITHSONIAN INSTITUTION
Actions Reported in Summary on SF281
Fiscal Year 1995 Through Fourth Quarter**

PART I - PRIME CONTRACTS							
	PROCUREMENT METHODS	Number of Actions (a)	NET DOLLAR AMOUNTS (000)				Total Dollars (f)
			Small Business Concerns (b)	Large Business Concerns (c)	Domestic Outside U.S./ Foreign (d)	Other Entities (e)	
NEW AWARDS AND MODIFICATIONS	1. Tariff or Regulated Acquisitions	10					-10
	2. Contracts for Foreign Government or International Organization	3					0
	3. Small Purchases	15,870	8,717	3,873	14	637	13,241
	4. Delivery Orders - GSA Schedules Only	189	380	809	0	2	1,191
	5. Delivery Orders - Other Federal Schedules	9	4	-6	0	-407	-409
	6. Delivery Orders - All Other	740	158	50	0	18	226
	7. Other Procurement Methods	3,948	172	1,319	0	-256	1,235
	8. TOTAL NEW AWARDS AND MODIFICATIONS	20,749	9,431	6,045	14	-6	15,474
COMPETITION	9. Competed	2,866	2,495	1,754	1	-785	3,465
	10. Not Competed	2,295	1,942	-354	1	347	1,936
	11. Not Available for Competition	15,588	4,894	4,645	12	432	10,073
MODIFICATIONS	12. TOTAL MODIFICATIONS (Excluding Line 3)	0					0

PART II - SELECTED SOCIOECONOMIC STATISTICS (Includes both new awards and modifications)					
PREFERENCE PROGRAMS			TYPE OF CONTRACTOR		
CATEGORY	Number of Actions (a)	Total net Dollars (b)	CATEGORY	Number of Actions (a)	Total net Dollars (b)
13. Small Business - Small Purchase Set-Aside	3,160	4,357	18. Small Disadvantaged Business	952	1,141
14. Small Business Set-Aside	361	872	19. Woman-Owned Small Business	1,547	1,544
15. Labor Surplus Area Set-Aside	21	48	20. Sheltered Workshop	2	2
16. Combined Labor Surplus/ Small Business Set-Aside	2	8			
17. 8(a) Awards	16	18			

**SMITHSONIAN INSTITUTION
Actions Reported Individually on SF279
Fiscal Year 1995 Through Fourth Quarter**

	Actions	Dollars (000)
TOTAL	495	100,838
CICA APPLICABILITY		
Pre-CICA	0	0
CICA Awards	417	93,898
Small Purchases	1	36
Subject to Statute other than CICA	66	6,761
KIND OF CONTRACT ACTION		
Initial Letter Contract	4	152
Def. Contract Superseding Letter	0	0
New Definitive Contract	147	78,460
Small Purchase Procedure	1	36
Order Under IDC	10	1,316
Order Under BOA	0	0
Order /Mod Under GSA Schedule	0	0
Order/Mod Under VA or OPM Schedule	0	0
Modifications	323	20,874
Termination for Default	0	0
Termination for Convenience	0	0
SYNOPSIS OF PROCUREMENT PRIOR TO AWARD		
Synopsized Prior to Award	213	43,792
Not Synopsized Due to Urgency	2	121
Not Synopsized for Other Reason	269	56,782

FEDERAL PROCUREMENT DATA SYSTEM
SMITHSONIAN INSTITUTION
Actions Reported Individually on SF279
Fiscal Year 1995 Through Fourth Quarter

SOLICITATION PROCEDURE	Actions	Dollars (000)
Full and Open Competition - Sealed Bid	23	973
Full and Open Competition - Comp Proposal	139	34,409
Full and Open Competition - Combination	3	46
Architect Engineer	69	7,878
Basic Research	0	0
Multiple Award Schedule	0	0
Alternate Source/Reduced Cost	2	260
Alternate Source/Mobilization	0	0
Alternate Source/Eng R & D	0	0
Set-aside	6	3,514
Other than Full and Open Competition	175	46,818
FULL AND OPEN COMPETITION WITH ONLY ONE BIDDER/OFFERER	56	11,169
AUTHORITY FOR OTHER THAN FULL AND OPEN COMPETITION		
Only One Source	147	45,312
- Follow-on Contract	69	7,022
- Utilities (Regulated & Telecommunications)	1	154
Unusual & Compelling Urgency	4	173
Mobilization/Essential R&D	0	0
International Agreement	0	0
Authorized by Statute	22	1,220
Authorized Resale	2	113
National Security	0	0
Public Interest	0	0
EXTENT COMPETED		
Competed	269	48,001
Not Available for Competition	108	10,939
Follow-on to Competed Action	5	714
Not Competed	102	41,041
TYPE OF CONTRACT		
Fixed Price	478	99,918
Cost Reimbursement	1	600
Time and Material	3	27
Labor Hour	2	150
TYPE OF CONTRACTOR		
Small Disadvantaged Business	105	12,240
Other Small Business	223	54,083
Large Business	131	29,347
Sheltered Workshops	4	411
Educational & Nonprofit	13	1,988
State & Local Government	2	320
Foreign Contractor	5	1,875
Domestic Contractor Performing Outside US	1	451
WOMAN-OWNED SMALL BUSINESS	56	6,699
PREFERENCE PROGRAMS		
Directed to Sheltered Workshop	1	58
8 (a) Program	90	9,128
Combined LSA/SB Set-aside	0	0
Small Business Set-aside	30	9,372
Labor Surplus Area Set-aside	0	0
Tie Bid Preference	0	0
Buy Indian/Self Determination Act	0	0
No Preference Program or Not Listed	363	82,137
SUBJECT TO LABOR STATUTES		
Walsh Healy Act - Manufacturer	0	0
Walsh Healy Act - Dealer	14	1,121
Service Contract Act	23	1,503
Davis Bacon Act	162	40,772
Not Subject to Above Acts	285	57,299
PRODUCT OR SERVICE		
Supplies & Equipment	40	3,025
ADP Equipment, Purchase and Lease	8	30,263
Research & Development	0	0
Construction	166	42,250
Architect & Engineering	96	8,862
Real Property, Purchase & Lease, or Maintenance	39	6,196
ADP Services (includes Installation & Maintenance)	13	1,373
Other Services	123	8,869

FEDERAL PROCUREMENT DATA SYSTEM
SOCIAL SECURITY ADMINISTRATION
Actions Reported in Summary on SF281
Fiscal Year 1995 Through Fourth Quarter

PART I - PRIME CONTRACTS							
	PROCUREMENT METHODS	Number of Actions (a)	NET DOLLAR AMOUNTS (000)				
			Small Business Concerns (b)	Large Business Concerns (c)	Domestic Outside U.S./ Foreign (d)	Other Entities (e)	Total Dollars (f)
NEW AWARDS AND MODIFICATIONS	1. Tariff or Regulated Acquisitions	0					0
	2. Contracts for Foreign Government or International Organization	0					0
	3. Small Purchases	58,328	33,525	7,954	17	3,600	45,096
	4. Delivery Orders - GSA Schedules Only	1,645	2,684	1,929	0	31	4,644
	5. Delivery Orders - Other Federal Schedules	87	147	73	0	101	321
	6. Delivery Orders - All Other	1,689	885	274	0	788	1,947
	7. Other Procurement Methods	187	56	15	0	517	588
	8. TOTAL NEW AWARDS AND MODIFICATIONS	61,916	37,297	10,245	17	5,037	52,596
COMPETITION	9. Competed	3,044	9,466	2,631	0	91	12,188
	10. Not Competed	298	474	331	4	464	1,273
	11. Not Available for Competition	58,574	27,357	7,283	13	4,482	39,135
MODIFICATIONS	12. TOTAL MODIFICATIONS (Excluding Line 3)	82					16

PART II - SELECTED SOCIOECONOMIC STATISTICS (Includes both new awards and modifications)					
PREFERENCE PROGRAMS			TYPE OF CONTRACTOR		
CATEGORY	Number of Actions (a)	Total net Dollars (b)	CATEGORY	Number of Actions (a)	Total net Dollars (b)
13. Small Business - Small Purchase Set-Aside	34,307	31,894	18. Small Disadvantaged Business	1,607	3,640
14. Small Business Set-Aside	1	0	19. Women-Owned Small Business	1,780	2,643
15. Labor Surplus Area Set-Aside	0	0	20. Sheltered Workshop	4	10
16. Combined Labor Surplus/ Small Business Set-Aside	12	39			
17. 8(a) Awards	2	17			

SOCIAL SECURITY ADMINISTRATION
Actions Reported Individually on SF279
Fiscal Year 1995 Through Fourth Quarter

	Actions	Dollars (000)
TOTAL	1,447	204,530
CICA APPLICABILITY		
Pre-CICA	0	0
CICA Awards	1,412	201,530
Small Purchases	13	461
Subject to Statute other than CICA	17	1,263
KIND OF CONTRACT ACTION		
Initial Letter Contract	0	0
Def. Contract Superseding Letter	1	75
New Definitive Contract	93	122,241
Small Purchase Procedure	13	461
Order Under IDC	767	40,145
Order Under BOA	2	382
Order /Mod Under GSA Schedule	123	12,170
Order/Mod Under VA or OPM Schedule	0	0
Modifications	448	29,056
Termination for Default	0	0
Termination for Convenience	0	0
SYNOPSIS OF PROCUREMENT PRIOR TO AWARD		
Synopsized Prior to Award	1,240	173,249
Not Synopsized Due to Urgency	2	48
Not Synopsized for Other Reason	200	29,957

FEDERAL PROCUREMENT DATA SYSTEM
SOCIAL SECURITY ADMINISTRATION
Actions Reported Individually on SF279
Fiscal Year 1995 Through Fourth Quarter

SOLICITATION PROCEDURE	Actions	Dollars (000)
Full and Open Competition - Sealed Bid	36	1,803
Full and Open Competition - Comp Proposal	944	146,993
Full and Open Competition - Combination	10	958
Architect Engineer	23	3,841
Basic Research	0	0
Multiple Award Schedule	105	8,027
Alternate Source/Reduced Cost	0	0
Alternate Source/Mobilization	0	0
Alternate Source/Eng R & D	0	0
Set-aside	151	8,650
Other than Full and Open Competition	143	31,258
FULL AND OPEN COMPETITION WITH ONLY ONE BIDDER/OFFERER	777	47,735
AUTHORITY FOR OTHER THAN FULL AND OPEN COMPETITION		
Only One Source	73	8,324
- Follow-on Contract	5	669
- Utilities (Regulated & Telecommunications)	1	-176
Unusual & Compelling Urgency	0	0
Mobilization/Essential R&D	0	0
International Agreement	0	0
Authorized by Statute	70	22,934
Authorized Resale	0	0
National Security	0	0
Public Interest	0	0
EXTENT COMPETED		
Competed	1,297	182,013
Not Available for Competition	110	19,213
Follow-on to Competed Action	3	106
Not Competed	32	1,922
TYPE OF CONTRACT		
Fixed Price	1,398	90,767
Cost Reimbursement	21	112,536
Time and Material	0	0
Labor Hour	23	-49
TYPE OF CONTRACTOR		
Small Disadvantaged Business	164	41,768
Other Small Business	655	24,880
Large Business	584	115,488
Sheltered Workshops	5	1,824
Educational & Nonprofit	2	188
State & Local Government	28	18,868
Foreign Contractor	0	0
Domestic Contractor Performing Outside US	4	238
WOMAN-OWNED SMALL BUSINESS	81	7,883
PREFERENCE PROGRAMS		
Directed to Sheltered Workshop	5	1,824
8 (a) Program	99	32,146
Combined LSA/SB Set-aside	30	3,438
Small Business Set-aside	460	7,176
Labor Surplus Area Set-aside	2	10
Tie Bid Preference	1	145
Buy Indian/Self Determination Act	0	0
No Preference Program or Not Listed	845	158,515
SUBJECT TO LABOR STATUTES		
Walsh Healy Act - Manufacturer	168	17,909
Walsh Healy Act - Dealer	141	21,934
Service Contract Act	123	16,504
Davis Bacon Act	56	4,303
Not Subject to Above Acts	954	142,604
PRODUCT OR SERVICE		
Supplies & Equipment	143	10,298
ADP Equipment, Purchase and Lease	139	28,949
Research & Development	0	0
Construction	52	2,654
Architect & Engineering	23	3,841
Real Property, Purchase & Lease, or Maintenance	2	13
ADP Services (includes Installation & Maintenance)	96	14,436
Other Services	992	144,339

**FEDERAL PROCUREMENT DATA SYSTEM
 TENNESSEE VALLEY AUTHORITY
 Actions Reported in Summary on SF281
 Fiscal Year 1995 Through Fourth Quarter**

PART I - PRIME CONTRACTS						
PROCUREMENT METHODS	Number of Actions (a)	NET DOLLAR AMOUNTS (000)				
		Small Business Concerns (b)	Large Business Concerns (c)	Domestic Outside U.S./ Foreign (d)	Other Entities (e)	Total Dollars (f)
1. Tariff or Regulated Acquisitions	0					0
2. Contracts for Foreign Government or International Organization	0					0
3. Small Purchases	37,558	56,807	26,718	45	8,935	92,505
4. Delivery Orders - GSA Schedules Only	0	0	0	0	0	0
5. Delivery Orders - Other Federal Schedules	0	0	0	0	0	0
6. Delivery Orders - All Other	70,295	66,891	55,557	0	2,699	125,147
7. Other Procurement Methods	0	0	0	0	0	0
8. TOTAL NEW AWARDS AND MODIFICATIONS	107,853	123,698	82,275	45	11,634	217,652
9. Competed	75,053	71,676	56,921	6	5,658	134,261
10. Not Competed	32,800	52,022	25,354	39	5,976	83,391
11. Not Available for Competition	0	0	0	0	0	0
12. TOTAL MODIFICATIONS (Excluding Line 3)	0					0

PART II - SELECTED SOCIOECONOMIC STATISTICS (Includes both new awards and modifications)					
PREFERENCE PROGRAMS			TYPE OF CONTRACTOR		
CATEGORY	Number of Actions (a)	Total net Dollars (b)	CATEGORY	Number of Actions (a)	Total net Dollars (b)
13. Small Business - Small Purchase Set-Aside	0	0	18. Small Disadvantaged Business	10,409	12,362
14. Small Business Set-Aside	29,375	71,026	19. Woman-Owned Small Business	7,230	12,249
15. Labor Surplus Area Set-Aside	12	12	20. Sheltered Workshop	13	8
16. Combined Labor Surplus/ Small Business Set-Aside	24	88			
17. 8(a) Awards	4,381	1,630			

**TENNESSEE VALLEY AUTHORITY
 Actions Reported Individually on SF279
 Fiscal Year 1995 Through Fourth Quarter**

	Actions	Dollars (000)
TOTAL	6,054	5,293,855
CICA APPLICABILITY		
Pre-CICA	0	0
CICA Awards	6,054	5,293,855
Small Purchases	0	0
Subject to Statute other than CICA	0	0
KIND OF CONTRACT ACTION		
Initial Letter Contract	5	795
Def. Contract Superseding Letter	0	0
New Definitive Contract	1,846	1,558,679
Small Purchase Procedure	0	0
Order Under IDC	3,517	3,524,144
Order Under BOA	0	0
Order/Mod Under GSA Schedule	50	2,745
Order/Mod Under VA or OPM Schedule	0	0
Modifications	636	207,492
Termination for Default	0	0
Termination for Convenience	0	0
SYNOPSIS OF PROCUREMENT PRIOR TO AWARD		
Synopsis Prior to Award	729	778,586
Not Synopsized Due to Urgency	554	794,485
Not Synopsized for Other Reason	4,771	3,720,784

FEDERAL PROCUREMENT DATA SYSTEM
TENNESSEE VALLEY AUTHORITY
Actions Reported Individually on SF279
Fiscal Year 1995 Through Fourth Quarter

SELECTION PROCEDURE	Actions	Dollars (000)
Full and Open Competition - Sealed Bid	1,014	2,730,421
Full and Open Competition - Comp Proposal	3,056	1,573,061
Full and Open Competition - Combination	30	7,582
Architect Engineer	4	425
Basic Research	0	0
Multiple Award Schedule	46	2,527
Alternate Source/Reduced Cost	0	0
Alternate Source/Mobilization	0	0
Alternate Source/Eng R & D	0	0
Set-aside	368	24,826
Other than Full and Open Competition	1,538	955,013
FULL AND OPEN COMPETITION WITH ONLY ONE BIDDER/OFFERER	854	252,982
AUTHORITY FOR OTHER THAN FULL AND OPEN COMPETITION		
Only One Source	880	159,886
- Follow-on Contract	0	0
- Utilities (Regulated & Telecommunications)	0	0
Unusual & Compelling Urgency	557	794,802
Mobilization/Essential R&D	0	0
International Agreement	0	0
Authorized by Statute	1	325
Authorized Resale	0	0
National Security	0	0
Public Interest	0	0
EXTENT COMPETED		
Competed	4,730	4,417,045
Not Available for Competition	1	325
Follow-on to Competed Action	0	0
Not Competed	1,323	876,485
TYPE OF CONTRACT		
Fixed Price	5,896	4,512,415
Cost Reimbursement	2	674,212
Time and Material	3	382
Labor Hour	153	106,866
TYPE OF CONTRACTOR		
Small Disadvantaged Business	278	62,028
Other Small Business	2,102	879,377
Large Business	3,646	4,345,851
Sheltered Workshops	2	83
Educational & Nonprofit	6	3,866
State & Local Government	5	1,229
Foreign Contractor	12	1,136
Domestic Contractor Performing Outside US	3	285
WOMAN-OWNED SMALL BUSINESS	178	47,067
PREFERENCE PROGRAMS		
Directed to Sheltered Workshop	0	0
8 (a) Program	9	37
Combined LSA/SB Set-aside	1	53
Small Business Set-aside	882	74,311
Labor Surplus Area Set-aside	2	116
Tie Bid Preference	0	0
Buy Indian/Self Determination Act	1	200
No Preference Program or Not Listed	5,159	5,219,138
SUBJECT TO LABOR STATUTES		
Walsh Healy Act - Manufacturer	1,632	3,274,145
Walsh Healy Act - Dealer	5	273
Service Contract Act	0	0
Davis Bacon Act	0	0
Not Subject to Above Acts	4,417	2,019,437
PRODUCT OR SERVICE		
Supplies & Equipment	4,355	2,773,008
ADP Equipment, Purchase and Lease	302	34,706
Research & Development	3	185
Construction	255	285,664
Architect & Engineering	58	168,927
Real Property, Purchase & Lease, or Maintenance	1	50
ADP Services (includes Installation & Maintenance)	64	2,554
Other Services	1,016	2,028,761

FEDERAL PROCUREMENT DATA SYSTEM
U. S. SOLDIERS AND AIRMENS HOME
 Actions Reported in Summary on SF281
 Fiscal Year 1995 Through Fourth Quarter

PART I - PRIME CONTRACTS							
	PROCUREMENT METHODS	Number of Actions (a)	NET DOLLAR AMOUNTS (000)				Total Dollars (f)
			Small Business Concerns (b)	Large Business Concerns (c)	Domestic Outside U.S./ Foreign (d)	Other Entities (e)	
NEW AWARDS AND MODIFICATIONS	1. Tariff or Regulated Acquisitions	1					0
	2. Contracts for Foreign Government or International Organization	0					0
	3. Small Purchases	2,308	1,505	640	0	29	2,174
	4. Delivery Orders - GSA Schedules Only	180	68	102	0	9	179
	5. Delivery Orders - Other Federal Schedules	118	69	111	0	0	180
	6. Delivery Orders - All Other	47	63	29	0	0	92
	7. Other Procurement Methods	62	14	4	0	56	74
	8. TOTAL NEW AWARDS AND MODIFICATIONS	2,716	1,719	886	0	94	2,699
COMPETITION	9. Competed	1,414	1,201	671	0	4	1,876
	10. Not Competed	1,187	483	192	0	18	693
	11. Not Available for Competition	115	35	23	0	72	130
MODIFICATIONS	12. TOTAL MODIFICATIONS (Excluding Line 3)	45					78

PART II - SELECTED SOCIOECONOMIC STATISTICS (Includes both new awards and modifications)					
CATEGORY	PREFERENCE PROGRAMS		CATEGORY	TYPE OF CONTRACTOR	
	Number of Actions (a)	Total net Dollars (b)		Number of Actions (a)	Total net Dollars (b)
13. Small Business - Small Purchase Set-Aside	1,191	1,402	18. Small Disadvantaged Business	56	80
14. Small Business Set-Aside	8	44	19. Woman-Owned Small Business	137	186
15. Labor Surplus Area Set-Aside	12	15	20. Sheltered Workshop	44	55
16. Combined Labor Surplus/ Small Business Set-Aside	0	0			
17. 8(a) Awards	2	15			

U. S. SOLDIERS AND AIRMENS HOME
 Actions Reported Individually on SF279
 Fiscal Year 1995 Through Fourth Quarter

	Actions	Dollars (000)
TOTAL	46	6,909
CICA APPLICABILITY		
Pre-CICA	0	0
CICA Awards	46	6,909
Small Purchases	0	0
Subject to Statute other than CICA	0	0
KIND OF CONTRACT ACTION		
Initial Letter Contract	0	0
Def. Contract Superseding Letter	0	0
New Definitive Contract	9	1,487
Small Purchase Procedure	0	0
Order Under IDC	0	0
Order Under BOA	0	0
Order /Mod Under GSA Schedule	1	54
Order/Mod Under VA or OPM Schedule	0	0
Modifications	36	5,368
Termination for Default	0	0
Termination for Convenience	0	0
SYNOPSIS OF PROCUREMENT PRIOR TO AWARD		
Synopsized Prior to Award	28	1,451
Not Synopsized Due to Urgency	1	60
Not Synopsized for Other Reason	17	5,398

FEDERAL PROCUREMENT DATA SYSTEM
U. S. SOLDIERS AND AIRMENS HOME
Actions Reported Individually on SF279
Fiscal Year 1995 Through Fourth Quarter

SOLICITATION PROCEDURE	Actions	Dollars (000)
Full and Open Competition - Sealed Bid	24	1,268
Full and Open Competition - Comp Proposal	4	449
Full and Open Competition - Combination	0	0
Architect Engineer	0	0
Basic Research	0	0
Multiple Award Schedule	0	0
Alternate Source/Reduced Cost	2	82
Alternate Source/Mobilization	0	0
Alternate Source/Eng R & D	0	0
Set-aside	0	0
Other than Full and Open Competition	0	0
FULL AND OPEN COMPETITION WITH ONLY ONE BIDDER/OFFERER	16	5,110
AUTHORITY FOR OTHER THAN FULL AND OPEN COMPETITION	2	80
Only One Source	12	2,970
- Follow-on Contract	0	0
- Utilities (Regulated & Telecommunications)	2	1,316
Unusual & Compelling Urgency	1	60
Mobilization/Essential R&D	0	0
International Agreement	0	0
Authorized by Statute	3	2,080
Authorized Resale	0	0
National Security	0	0
Public Interest	0	0
EXTENT COMPETED	0	0
Competed	32	2,932
Not Available for Competition	10	3,767
Follow-on to Competed Action	0	0
Not Competed	4	210
TYPE OF CONTRACT	0	0
Fixed Price	46	6,909
Cost Reimbursement	0	0
Time and Material	0	0
Labor Hour	0	0
TYPE OF CONTRACTOR	0	0
Small Disadvantaged Business	10	348
Other Small Business	18	1,386
Large Business	12	2,824
Sheltered Workshops	1	2,053
Educational & Nonprofit	0	0
State & Local Government	5	298
Foreign Contractor	0	0
Domestic Contractor Performing Outside US	0	0
WOMAN-OWNED SMALL BUSINESS	4	25
PREFERENCE PROGRAMS	1	2,053
Directed to Sheltered Workshop	1	2,053
8 (a) Program	0	0
Combined LSA/SB Set-aside	0	0
Small Business Set-aside	0	0
Labor Surplus Area Set-aside	0	0
Tie Bid Preference	0	0
Buy Indian/Self Determination Act	0	0
No Preference Program or Not Listed	45	4,856
SUBJECT TO LABOR STATUTES	3	911
Wash Healy Act - Manufacturer	3	911
Wash Healy Act - Dealer	0	0
Service Contract Act	9	2,191
Devis Bacon Act	15	1,098
Not Subject to Above Acts	19	2,709
PRODUCT OR SERVICE	8	2,539
Supplies & Equipment	8	2,539
ADP Equipment, Purchase and Lease	0	0
Research & Development	0	0
Construction	7	501
Architect & Engineering	0	0
Real Property, Purchase & Lease, or Maintenance	0	0
ADP Services (includes Installation & Maintenance)	0	0
Other Services	31	3,869

FEDERAL PROCUREMENT DATA SYSTEM
U. S. TRADE & DEVELOPMENT AGENCY
 Actions Reported in Summary on SF281
 Fiscal Year 1995 Through Fourth Quarter

PART I - PRIME CONTRACTS							
	PROCUREMENT METHODS	Number of Actions (a)	NET DOLLAR AMOUNTS (000)				Total Dollars (f)
			Small Business Concerns (b)	Large Business Concerns (c)	Domestic Outside U.S./ Foreign (d)	Other Entities (e)	
NEW AWARDS AND MODIFICATIONS	1. Tariff or Regulated Acquisitions	0					0
	2. Contracts for Foreign Government or International Organization	0					0
	3. Small Purchases	140	1,011	0	0	0	1,011
	4. Delivery Orders - GSA Schedules Only	0	0	0	0	0	0
	5. Delivery Orders - Other Federal Schedules	0	0	0	0	0	0
	6. Delivery Orders - All Other	0	0	0	0	0	0
	7. Other Procurement Methods	0	0	0	0	0	0
	8. TOTAL NEW AWARDS AND MODIFICATIONS	140	1,011	0	0	0	1,011
COMPETITION	9. Competed	137	1,005	0	0	0	1,005
	10. Not Competed	0	0	0	0	0	0
	11. Not Available for Competition	3	6	0	0	0	6
MODIFICATIONS	12. TOTAL MODIFICATIONS (Excluding Line 3)	0					0

PART II - SELECTED SOCIOECONOMIC STATISTICS (includes both new awards and modifications)					
CATEGORY	PREFERENCE PROGRAMS		TYPE OF CONTRACTOR		
	Number of Actions (a)	Total net Dollars (b)	CATEGORY	Number of Actions (a)	Total net Dollars (b)
13. Small Business - Small Purchase Set-Aside	0	0	18. Small Disadvantaged Business	0	0
14. Small Business Set-Aside	0	0	19. Woman-Owned Small Business	19	181
15. Labor Surplus Area Set-Aside	0	0	20. Sheltered Workshop	0	0
16. Combined Labor Surplus/ Small Business Set-Aside	0	0			
17. 8(a) Awards	0	0			

U. S. TRADE & DEVELOPMENT AGENCY
 Actions Reported Individually on SF279
 Fiscal Year 1995 Through Fourth Quarter

	Actions	Dollars (000)
TOTAL		
CICA APPLICABILITY	37	2,229
Pre-CICA	0	0
CICA Awards	32	2,104
Small Purchases	5	125
Subject to Statute other than CICA	0	0
KIND OF CONTRACT ACTION		
Initial Letter Contract	1	25
Def. Contract Superseding Letter	0	0
New Definitive Contract	6	315
Small Purchase Procedure	5	125
Order Under IDC	25	1,764
Order Under BOA	0	0
Order/Mod Under GSA Schedule	0	0
Order/Mod Under VA or OPM Schedule	0	0
Modifications	0	0
Termination for Default	0	0
Termination for Convenience	0	0
SYNOPSIS OF PROCUREMENT PRIOR TO AWARD		
Synopsized Prior to Award	21	1,439
Not Synopsized Due to Urgency	0	0
Not Synopsized for Other Reason	16	790

FEDERAL PROCUREMENT DATA SYSTEM
U. S. TRADE & DEVELOPMENT AGENCY
Actions Reported Individually on SF279
Fiscal Year 1995 Through Fourth Quarter

SOLICITATION PROCEDURE	Actions	Dollars (000)
Full and Open Competition - Sealed Bid	0	0
Full and Open Competition - Comp Proposal	21	1,479
Full and Open Competition - Combination	0	0
Architect Engineer	0	0
Basic Research	0	0
Multiple Award Schedule	0	0
Alternate Source/Reduced Cost	0	0
Alternate Source/Mobilization	0	0
Alternate Source/Eng R & D	0	0
Set-aside	2	50
Other than Full and Open Competition	9	575
FULL AND OPEN COMPETITION WITH ONLY ONE BIDDER/OFFERER	0	0
AUTHORITY FOR OTHER THAN FULL AND OPEN COMPETITION		
Only One Source	9	575
- Follow-on Contract	4	210
- Utilities (Regulated & Telecommunications)	0	0
Unusual & Compelling Urgency	0	0
Mobilization/Essential R&D	0	0
International Agreement	0	0
Authorized by Statute	0	0
Authorized Resale	0	0
National Security	0	0
Public Interest	0	0
EXTENT COMPETED		
Competed	28	1,654
Not Available for Competition	1	32
Follow-on to Competed Action	3	178
Not Competed	5	365
TYPE OF CONTRACT		
Fixed Price	37	2,229
Cost Reimbursement	0	0
Time and Material	0	0
Labor Hour	0	0
TYPE OF CONTRACTOR		
Small Disadvantaged Business	3	177
Other Small Business	33	2,014
Large Business	1	38
Sheltered Workshops	0	0
Educational & Nonprofit	0	0
State & Local Government	0	0
Foreign Contractor	0	0
Domestic Contractor Performing Outside US	0	0
WOMAN-OWNED SMALL BUSINESS	3	141
PREFERENCE PROGRAMS		
Directed to Sheltered Workshop	0	0
8 (a) Program	1	52
Combined LSA/SB Set-aside	0	0
Small Business Set-aside	8	225
Labor Surplus Area Set-aside	0	0
Tie Bid Preference	0	0
Buy Indian/Self Determination Act	0	0
No Preference Program or Not Listed	28	1,952
SUBJECT TO LABOR STATUTES		
Walsh Healy Act - Manufacturer	0	0
Walsh Healy Act - Dealer	0	0
Service Contract Act	37	2,229
Davis Bacon Act	0	0
Not Subject to Above Acts	0	0
PRODUCT OR SERVICE		
Supplies & Equipment	0	0
ADP Equipment, Purchase and Lease	0	0
Research & Development	0	0
Construction	0	0
Architect & Engineering	0	0
Real Property, Purchase & Lease, or Maintenance	0	0
ADP Services (includes Installation & Maintenance)	0	0
Other Services	37	2,229

FEDERAL PROCUREMENT DATA SYSTEM
UNITED STATES ARMS CONTROL AND DISARMAMENT AGENCY
Actions Reported in Summary on SF281
Fiscal Year 1995 Through Fourth Quarter

PART I - PRIME CONTRACTS						
	PROCUREMENT METHODS	Number of Actions (a)	NET DOLLAR AMOUNTS (000)			
			Small Business Concerns (b)	Large Business Concerns (c)	Domestic Outside U.S./ Foreign (d)	Other Entities (e)
NEW AWARDS AND MODIFICATIONS	1. Tariff or Regulated Acquisitions	0				0
	2. Contracts for Foreign Government or International Organization	0				0
	3. Small Purchases	309	1,132	405	0	1,537
	4. Delivery Orders - GSA Schedules Only	79	167	303	0	470
	5. Delivery Orders - Other Federal Schedules	9	12	48	0	14
	6. Delivery Orders - All Other	10	0	140	0	140
	7. Other Procurement Methods	11	38	86	0	124
	8. TOTAL NEW AWARDS AND MODIFICATIONS	418	1,349	882	0	2,352
COMPETITION	9. Competed	128	365	452	0	817
	10. Not Competed	259	940	518	0	1,458
	11. Not Available for Competition	31	44	12	0	77
MODIFICATIONS	12. TOTAL MODIFICATIONS (Excluding Line 9)	4				4

PART II - SELECTED SOCIOECONOMIC STATISTICS (Includes both new awards and modifications)					
PREFERENCE PROGRAMS			TYPE OF CONTRACTOR		
CATEGORY	Number of Actions (a)	Total net Dollars (b)	CATEGORY	Number of Actions (a)	Total net Dollars (b)
13. Small Business - Small Purchase Set-Aside	0	0	18. Small Disadvantaged Business	23	135
14. Small Business Set-Aside	0	0	19. Woman-Owned Small Business	26	110
15. Labor Surplus Area Set-Aside	0	0	20. Sheltered Workshop	0	0
16. Combined Labor Surplus/ Small Business Set-Aside	0	0			
17. 8(a) Awards	1	24			

UNITED STATES ARMS CONTROL AND DISARMAMENT AGENCY
Actions Reported Individually on SF279
Fiscal Year 1995 Through Fourth Quarter

	Actions	Dollars (000)
TOTAL	47	4,266
CICA APPLICABILITY		
Pre-CICA	0	0
CICA Awards	44	3,886
Small Purchases	0	0
Subject to Statute other than CICA	3	380
KIND OF CONTRACT ACTION		
Initial Letter Contract	0	0
Def. Contract Superseding Letter	0	0
New Definitive Contract	3	1,864
Small Purchase Procedure	0	0
Order Under IDC	25	1,660
Order Under BOA	0	0
Order /Mod Under GSA Schedule	10	466
Order/Mod Under VA or OPM Schedule	0	0
Modifications	9	276
Termination for Default	0	0
Termination for Convenience	0	0
SYNOPSIS OF PROCUREMENT PRIOR TO AWARD		
Synopsized Prior to Award	44	3,886
Not Synopsized Due to Urgency	0	0
Not Synopsized for Other Reason	3	380

FEDERAL PROCUREMENT DATA SYSTEM
UNITED STATES ARMS CONTROL AND DISARMAMENT AGENCY
Actions Reported Individually on SF279
Fiscal Year 1995 Through Fourth Quarter

	Actions	Dollars (000)
SELECTION PROCEDURE		
Full and Open Competition - Sealed Bid	0	0
Full and Open Competition - Comp Proposal	28	2,852
Full and Open Competition - Combination	0	0
Architect Engineer	0	0
Basic Research	0	0
Multiple Award Schedule	10	466
Alternate Source/Reduced Cost	0	0
Alternate Source/Mobilization	0	0
Alternate Source/Eng R & D	0	0
Set-aside	4	508
Other than Full and Open Competition	2	60
FULL AND OPEN COMPETITION WITH ONLY ONE BIDDER/OFFERER	2	1,115
AUTHORITY FOR OTHER THAN FULL AND OPEN COMPETITION		
Only One Source	2	60
- Follow-on Contract	0	0
- Utilities (Regulated & Telecommunications)	0	0
Unusual & Compelling Urgency	0	0
Mobilization/Essential R&D	0	0
International Agreement	0	0
Authorized by Statute	0	0
Authorized Resale	0	0
National Security	0	0
Public Interest	0	0
EXTENT COMPETED		
Competed	42	3,826
Not Available for Competition	3	380
Follow-on to Competed Action	0	0
Not Competed	2	60
TYPE OF CONTRACT		
Fixed Price	21	1,525
Cost Reimbursement	17	667
Time and Material	1	262
Labor Hour	8	1,812
TYPE OF CONTRACTOR		
Small Disadvantaged Business	6	577
Other Small Business	8	644
Large Business	33	3,045
Sheltered Workshops	0	0
Educational & Nonprofit	0	0
State & Local Government	0	0
Foreign Contractor	0	0
Domestic Contractor Performing Outside US	0	0
WOMAN-OWNED SMALL BUSINESS	0	0
PREFERENCE PROGRAMS		
Directed to Sheltered Workshop	0	0
8 (a) Program	3	380
Combined LSA/SB Set-aside	0	0
Small Business Set-aside	3	469
Labor Surplus Area Set-aside	0	0
Tie Bid Preference	0	0
Buy Indian/Self Determination Act	0	0
No Preference Program or Not Listed	41	3,417
SUBJECT TO LABOR STATUTES		
Walsh Healy Act - Manufacturer	7	340
Walsh Healy Act - Dealer	6	440
Service Contract Act	7	1,725
Davis Bacon Act	0	0
Not Subject to Above Acts	27	1,761
PRODUCT OR SERVICE		
Supplies & Equipment	0	0
ADP Equipment, Purchase and Lease	20	1,486
Research & Development	0	0
Construction	0	0
Architect & Engineering	0	0
Real Property, Purchase & Lease, or Maintenance	0	0
ADP Services (includes Installation & Maintenance)	9	2,074
Other Services	18	706

FEDERAL PROCUREMENT DATA SYSTEM
UNITED STATES INFORMATION AGENCY
Actions Reported in Summary on SF281
Fiscal Year 1995 Through Fourth Quarter

PART I - PRIME CONTRACTS						
	PROCUREMENT METHODS	Number of Actions (a)	NET DOLLAR AMOUNTS (000)			
			Small Business Concerns (b)	Large Business Concerns (c)	Domestic Outside U.S./ Foreign (d)	Other Entities (e)
NEW AWARDS AND MODIFICATIONS	1. Tariff or Regulated Acquisitions	133				714
	2. Contracts for Foreign Government or International Organization	0				0
	3. Small Purchases	17,611	22,206	5,007	97	27,587
	4. Delivery Orders - GSA Schedules Only	1,593	3,451	4,027	0	7,478
	5. Delivery Orders - Other Federal Schedules	120	20	301	0	399
	6. Delivery Orders - All Other	1,075	2,187	935	0	3,122
	7. Other Procurement Methods	24	64	0	25	109
	8. TOTAL NEW AWARDS AND MODIFICATIONS	20,556	27,828	10,270	122	39,389
COMPETITION	9. Competed	5,435	13,436	3,948	89	17,510
	10. Not Competed	5,443	8,581	4,948	33	13,673
	11. Not Available for Competition	9,678	5,911	1,374	0	8,206
MODIFICATIONS	12. TOTAL MODIFICATIONS (Excluding Line 3)	0				0

PART II - SELECTED SOCIOECONOMIC STATISTICS (Includes both new awards and modifications)					
PREFERENCE PROGRAMS			TYPE OF CONTRACTOR		
CATEGORY	Number of Actions (a)	Total net Dollars (b)	CATEGORY	Number of Actions (a)	Total net Dollars (b)
13. Small Business - Small Purchase Set-Aside	14,236	21,735	18. Small Disadvantaged Business	751	1,631
14. Small Business Set-Aside	249	975	19. Woman-Owned Small Business	3,243	3,455
15. Labor Surplus Area Set-Aside	1	6	20. Sheltered Workshop	5	4
16. Combined Labor Surplus/ Small Business Set-Aside	0	0			
17. 8(a) Awards	66	316			

UNITED STATES INFORMATION AGENCY
Actions Reported Individually on SF279
Fiscal Year 1995 Through Fourth Quarter

	Actions	Dollars (000)
TOTAL	530	71,603
CICA APPLICABILITY		
Pre-CICA	12	3,127
CICA Awards	499	67,823
Small Purchases	18	643
Subject to Statute other than CICA	1	10
KIND OF CONTRACT ACTION		
Initial Letter Contract	0	0
Def. Contract Superseding Letter	1	569
New Definitive Contract	59	15,815
Small Purchase Procedure	18	643
Order Under IDC	203	13,162
Order Under BOA	1	110
Order /Mod Under GSA Schedule	114	6,491
Order/Mod Under VA or OPM Schedule	0	0
Modifications	134	34,813
Termination for Default	0	0
Termination for Convenience	0	0
SYNOPSIS OF PROCUREMENT PRIOR TO AWARD		
Synopsized Prior to Award	272	32,738
Not Synopsized Due to Urgency	16	12,769
Not Synopsized for Other Reason	242	26,096

FEDERAL PROCUREMENT DATA SYSTEM
UNITED STATES INFORMATION AGENCY
 Actions Reported Individually on SF279
 Fiscal Year 1995 Through Fourth Quarter

SOLICITATION PROCEDURE	Actions	Dollars (\$00)
Full and Open Competition - Sealed Bid	10	479
Full and Open Competition - Comp Proposal	95	20,219
Full and Open Competition - Combination	0	0
Architect Engineer	95	1,785
Basic Research	0	0
Multiple Award Schedule	123	11,752
Alternate Source/Reduced Cost	0	0
Alternate Source/Mobilization	0	0
Alternate Source/Eng R & D	0	0
Set-aside	1	131
Other than Full and Open Competition	175	33,457
FULL AND OPEN COMPETITION WITH ONLY ONE BIDDER/OFFERER	15	1,420
AUTHORITY FOR OTHER THAN FULL AND OPEN COMPETITION		
Only One Source	129	16,573
- Follow-on Contract	0	0
- Utilities (Regulated & Telecommunications)	39	5,705
Unusual & Compelling Urgency	18	13,084
Mobilization/Essential R&D	0	0
International Agreement	1	802
Authorized by Statute	29	2,998
Authorized Resale	0	0
National Security	0	0
Public Interest	0	0
EXTENT COMPETED		
Competed	337	36,864
Not Available for Competition	117	26,428
Follow-on to Competed Action	1	57
Not Competed	75	8,254
TYPE OF CONTRACT		
Fixed Price	519	70,031
Cost Reimbursement	0	0
Time and Material	10	1,441
Labor Hour	1	131
TYPE OF CONTRACTOR		
Small Disadvantaged Business	49	4,909
Other Small Business	139	28,038
Large Business	298	31,520
Sheltered Workshops	0	0
Educational & Nonprofit	0	0
State & Local Government	0	0
Foreign Contractor	40	7,000
Domestic Contractor Performing Outside US	4	136
WOMAN-OWNED SMALL BUSINESS	17	653
PREFERENCE PROGRAMS		
Directed to Sheltered Workshop	0	0
8 (a) Program	32	3,549
Combined LSA/SB Set-aside	2	31
Small Business Set-aside	20	733
Labor Surplus Area Set-aside	5	349
Tie Bid Preference	2	118
Buy Indian/Self Determination Act	0	0
No Preference Program or Not Listed	469	66,823
SUBJECT TO LABOR STATUTES		
Walsh Healy Act - Manufacturer	151	27,331
Walsh Healy Act - Dealer	35	1,763
Service Contract Act	35	15,626
Davis Bacon Act	3	341
Not Subject to Above Acts	306	26,542
PRODUCT OR SERVICE		
Supplies & Equipment	146	24,211
ADP Equipment, Purchase and Lease	55	3,447
Research & Development	2	46
Construction	1	17
Architect & Engineering	17	370
Real Property, Purchase & Lease, or Maintenance	4	351
ADP Services (includes Installation & Maintenance)	56	11,419
Other Services	249	31,742