


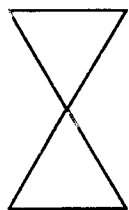
Federal Procurement Data System



Federal Procurement Report

Fiscal Year 1992 through
Fourth Quarter

(October 1, 1991 through
September 30, 1992)



Prepared by
U.S. General Services Administration
Federal Data Systems Division
Federal Procurement Data Center
Executive Agent for
Office of Management and Budget
Office of Federal Procurement Policy

FOREWORD

Public Law 93-400 requires that the Office of Management and Budget (OMB), Office of Federal Procurement Policy (OFPP), "...establish a system for collecting, developing, and disseminating the procurement data which takes into account the needs of the Congress, the executive branch, and the public sector." Under the guidance of OFPP, design of the Federal Procurement Data System was completed in early 1978 and data collection began October 1, 1978. The Federal Procurement Data Center was established to operate the system. The Center provides a central point to respond to the requirements of the legislative, executive, and judicial branches of the Government as well as the private sector.

The Federal Procurement Data Center produces reports which examine various aspects and impacts of the Federal acquisition process. The data can be used for geographical analysis, market analysis, and analysis of the impact of congressional and presidential initiatives in socio-economic areas such as small business. The data is also a reliable basis for measuring and assessing the impact of Federal acquisition policy and management improvement.

Basic acquisition data will be published each fiscal year in the Federal Procurement Report. Special reports to meet specific data requirements can be produced on demand.

Further information regarding the Federal Procurement Data System reports or capabilities can be obtained from the Federal Procurement Data Center, U. S. General Services Administration, 7th and D Streets, S. W., Room 5652, Washington, D.C. 20407 or by calling area code (202) 401-1529.

HOW VALID IS FPDS DATA ?

The "Agency Reporting Performance" chart displays each reporting activity's procurement dollars as submitted into the Federal Procurement Data System (FPDS). All dollars shown on the chart reflect the absolute dollar value of actions reported. For example, an agency submitting three records, one award (obligation) of \$20,000, one deobligation of \$12,000 against a previously reported contract, and one invalid transaction of \$10,000 would appear on the charts as follows:

	Total \$(000)	Total Invalid (\$000)	Previous Quarters
Agency X	\$42	\$10	\$0

(Note: Total \$ includes all transactions reported during the current report period, timely or untimely, valid or invalid.)

The absolute dollar value of each record is utilized to provide a meaningful index of the total effect on the FPDS master file. However, because this is the only place in the report where absolute values are reflected, the figures in this chart and those in the rest of the report are not comparable.

The total invalid dollars column includes those records that fail to pass FPDS system edits and are not entered into the master file. Agencies had 30 days to correct their invalid transactions, and only those records which are not corrected in time for inclusions in this publication are reflected in the invalid dollars total.

Previous Quarters' Dollars column includes any records submitted during the current reporting quarter for actions which occurred during a previous quarter, and changes or correction to records already in the FPDS master file. Separate totals for action completed during the current fiscal year and for the year-to-date totals in the report will reflect all reported actions which occurred during the current fiscal year. Most actions submitted subsequent to the fiscal year in which they occurred will not be reflected in the FPDS report. FPDS historical master files are updated with all records such that any special reports produced reflect the latest data.

HIGHLIGHTS

The FPDS Federal Procurement Report is published annually, and contains "snapshot" statistics on the procurement activities of over 60 agencies. The figures in this report are only as accurate, timely and complete as the data provided by the reporting agencies to the FPDC.

Due to rounding, dollars on the charts may not equal the TOTAL DOLLAR figure, and percentages may not total 100 percent.

The FPDS Federal Procurement Report is current as of the date of issuance and all older reports are obsolete, therefore, the FPDC will not maintain prior issuances for either distribution or for reference.

In addition to this report, the Federal Procurement Data Center produces the Competitor's Edge which is a free booklet describing the special advantages of the FPDS Special Reports. To obtain the Competitor's Edge, call the FPDC at (202) 401-1529 or write:

Federal Procurement Data Center
7th and D Streets, S.W., Room 5652
Washington, D.C. 20407

TABLE OF CONTENTS

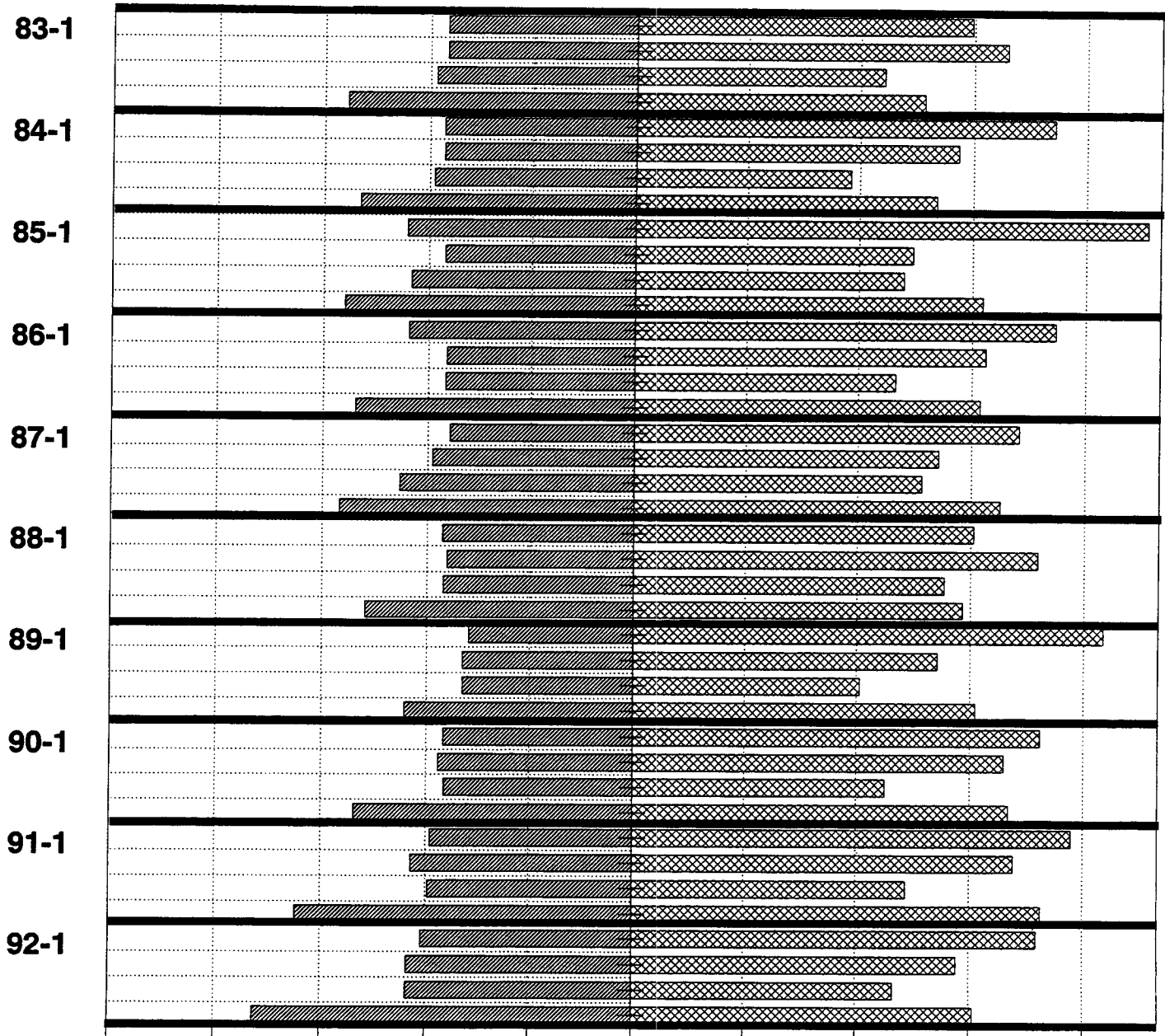
FOREWORD	i
HOW VALID IS FPDS DATA	ii
HIGHLIGHTS	iii
FEDERAL PROCUREMENT HISTORY	vi
SMALL BUSINESS OWNERSHIP REPORT	vii
SECTION I - TOTAL FEDERAL VIEW	1
A. Federal Contract Actions & Dollars	2
B. SF 279/SF 281 Comparisons	4
C. Contract Dollars by Exec. Dept. & Agencies	5
D. Federal Procurement by Major PSC	6
E. Federal Procurement by R&D	7
F. Federal Procurement by Other Services & Construction	7
G. Federal Procurement by Supplies & Equipment	8
H. Federal Procurement by SIC	10
I. Federal Procurement by Percentage of Competition	12
J. Federal Procurement Comparison of Pre- and Post-CICA Action	12
K. Federal Procurement Competition Statistics	13
L. Federal Procurement Top 100 Contractors	14
M. Federal Procurement Top 10 Contractors by PSC	16
SECTION II - GEOGRAPHIC VIEWS	19
A. Federal Procurement by State Summary	20
B. Federal Procurement by Top 10 States for Last 5 Years	21
C. STATE SNAPSHOTS:	
1. Alabama	22
2. Alaska	23
3. Arizona	24
4. Arkansas	25
5. California	26
6. Colorado	27
7. Connecticut	28
8. Delaware	29
9. District of Columbia	30
10. Florida	31
11. Georgia	32
12. Hawaii	33
13. Idaho	34
14. Illinois	35
15. Indiana	36
16. Iowa	37
17. Kansas	38
18. Kentucky	39
19. Louisiana	40
20. Maine	41
21. Maryland	42
22. Massachusetts	43
23. Michigan	44
24. Minnesota	45
25. Missouri	46
26. Mississippi	47
27. Montana	48
28. Nebraska	49
29. Nevada	50
30. New Hampshire	51
31. New Jersey	52
32. New Mexico	53
33. New York	54
34. North Carolina	55
35. North Dakota	56
36. Ohio	57
37. Oklahoma	58
38. Oregon	59
39. Pennsylvania	60
40. Rhode Island	61
41. South Carolina	62
42. South Dakota	63
43. Tennessee	64
44. Texas	65
45. Utah	66
46. Vermont	67
47. Virginia	68

TABLE OF CONTENTS - Continued

48.	Washington	69
49.	West Virginia	70
50.	Wisconsin	71
51.	Wyoming	72
SECTION III - AGENCY VIEWS		
A.	Total Federal Snapshot Report	73
B.	Agency Snapshot Reports	74
1.	Executive Office of the President	76
2.	Department of Agriculture	78
3.	Department of Commerce	80
4.	Department of Defense	82
5.	Department of Education	84
6.	Department of Energy	86
7.	Department of Health and Human Services	88
8.	Department of Housing and Urban Development	90
9.	Department of the Interior	92
10.	Department of Justice	94
11.	Department of Labor	96
12.	Department of State	98
13.	Department of Transportation	100
14.	Department of the Treasury	102
15.	Department of Veterans Affairs	104
16.	Action	106
17.	Administrative Conference of the US	108
18.	Agency for International Development	110
19.	American Battle Monuments Commission	112
20.	Board for International Broadcasting	114
21.	Commission on Civil Rights	116
22.	Commodity Future Trading Commission	118
23.	Consumer Product Safety Commission	120
24.	Defense Nuclear Facilities Safety Board	122
25.	Environmental Protection Agency	124
26.	Equal Employment Opportunity Commission	126
27.	Federal Communications Commission	128
28.	Federal Election Commission	130
29.	Federal Emergency Management Agency	132
30.	Federal Labor Relations Authority	134
31.	Federal Maritime Commission	136
32.	Federal Mediation & Conciliation Service	138
33.	Federal Mine Safety & Health Review Commission	140
34.	Federal Trade Commission	142
35.	General Services Administration	144
36.	International Trade Commission	146
37.	Interstate Commerce Commission	148
38.	Merit System Protection Board	150
39.	National Aeronautics & Space Administration	152
40.	National Archives and Records Administration	154
41.	National Capital Planning Commission	158
42.	National Foundation on the Arts	160
43.	National Foundation on the Humanities	162
44.	National Gallery of Art	164
45.	National Labor Relations Board	166
46.	National Mediation Board	168
47.	National Science Foundation	170
48.	National Transportation Safety Board	172
49.	Nuclear Regulatory Commission	174
50.	Occupational Safety and Health Review Commission	176
51.	Office of Personnel Management	178
52.	Peace Corps	180
53.	Pennsylvania Avenue Development Corporation	182
54.	Railroad Retirement Board	184
55.	Securities Exchange Commission	186
56.	Selective Service System	188
57.	Small Business Administration	190
58.	Smithsonian Institution	192
59.	Tennessee Valley Authority	194
60.	United States Arms Control and Disarmament Agency	196
61.	United States Information Agency	198

FEDERAL PROCUREMENT DATA SYSTEM
FEDERAL PROCUREMENT HISTORY
 Actions Reported Individually on SF279
 Fiscal Year 1992 Through Fourth Quarter

Fiscal Year
 Quarterly Report
 Periods



250 200 150 100 50 0 \$15 \$30 \$45 \$60

(Thousands)

(Billions)

ACTIONS 

DOLLARS 

FEDERAL PROCUREMENT DATA SYSTEM
SMALL BUSINESS OWNERSHIP REPORT

Number of New Businesses by Type of Contractor
 Actions Reported Individually on SF279
 Fiscal Year 1992 Through Fourth Quarter

	Women-Owned Small Business Firms	Women-Owned Small Disadvantaged Business Firms	Other Small Disadvantaged Business Firms
TOTAL FEDERAL	5,623	1,448	10,717
Executive Office of the President	0	0	1
Department of Agriculture	452	82	620
Department of Commerce	57	16	366
Department of Defense	2,420	631	5,684
Department of Education	9	2	23
Department of Energy	28	9	61
Department of Health and Human Services	429	151	839
Department of Housing and Urban Development	4	3	7
Department of the Interior	368	132	867
Department of Justice	86	47	99
Department of Labor	26	13	14
Department of State	119	69	236
Department of Transportation	132	27	206
Department of the Treasury	78	21	60
Department of Veterans Affairs	282	40	328
Action	0	0	0
Administrative Conference of the U.S.	0	0	0
Agency for International Development	60	13	129
American Battle Monuments Commission	0	0	0
Board for International Broadcasting	0	0	0
Commission on Civil Rights	0	0	0
Commodity Futures Trading Commission	0	0	0
Consumer Product Safety Commission	0	0	1
Defense Nuclear Facilities Safety Board	0	0	0
Environmental Protection Agency	49	7	268
Equal Employment Opportunity Commission	3	3	4
Federal Communications Commission	0	0	0
Federal Election Commission	2	0	0
Federal Emergency Management Agency	41	15	31
Federal Labor Relations Authority	0	0	0
Federal Maritime Commission	0	0	0
Federal Mediation and Conciliation Service	0	0	0
Federal Mine Safety and Health Review Commission	0	0	0
Federal Trade Commission	1	0	16
General Services Administration	898	134	1,018
International Trade Commission	0	0	6
Interstate Commerce Commission	0	0	0
Merit Systems Protection Board	0	0	0
National Aeronautics and Space Administration	35	13	86
National Archives and Records Administration	1	1	3
National Capital Planning Commission	0	0	0
National Foundation on the Arts	0	0	0
National Foundation on the Humanities	0	0	0
National Gallery of Art	2	0	0
National Labor Relations Board	0	0	0
National Mediation Board	0	0	0
National Science Foundation	8	7	7
National Transportation Safety Board	0	0	0
Nuclear Regulatory Commission	0	0	0
Occupational Safety and Health Review Commission	0	0	0
Office of Personnel Management	0	0	33
Peace Corps	2	2	6
Pennsylvania Avenue Development Corporation	0	0	0
Railroad Retirement Board	0	0	1
Securities and Exchange Commission	0	0	1
Selective Service System	0	0	0
Small Business Administration	4	3	3
Smithsonian Institution	2	1	7
Tennessee Valley Authority	20	3	12
United States Arms Control and Disarmament Agency	0	0	0
United States Information Agency	5	2	4

FEDERAL PROCUREMENT DATA SYSTEM
SMALL BUSINESS OWNERSHIP REPORT

Number of New Businesses by Ethnic Group
 Actions Reported Individually on SF279
 Fiscal Year 1992 Through Fourth Quarter

	Women-Owned Small Business Firms	Women-Owned Small Disadvantaged Business Firms	Other Small Disadvantaged Business Firms
TOTAL DEFENSE	2,420	631	5,684
Subcontinent Asian (Asian-Indian)	40	40	259
American			
Asian Pacific	79	79	694
American			
Black American	155	155	1,264
Hispanic	95	95	944
American			
Native	73	73	269
American			
Other SDB (certified/ determined by SBA)	26	26	87
No Representation	39	39	331
Other	1,913	124	1,836

SECTION I
TOTAL FEDERAL VIEW

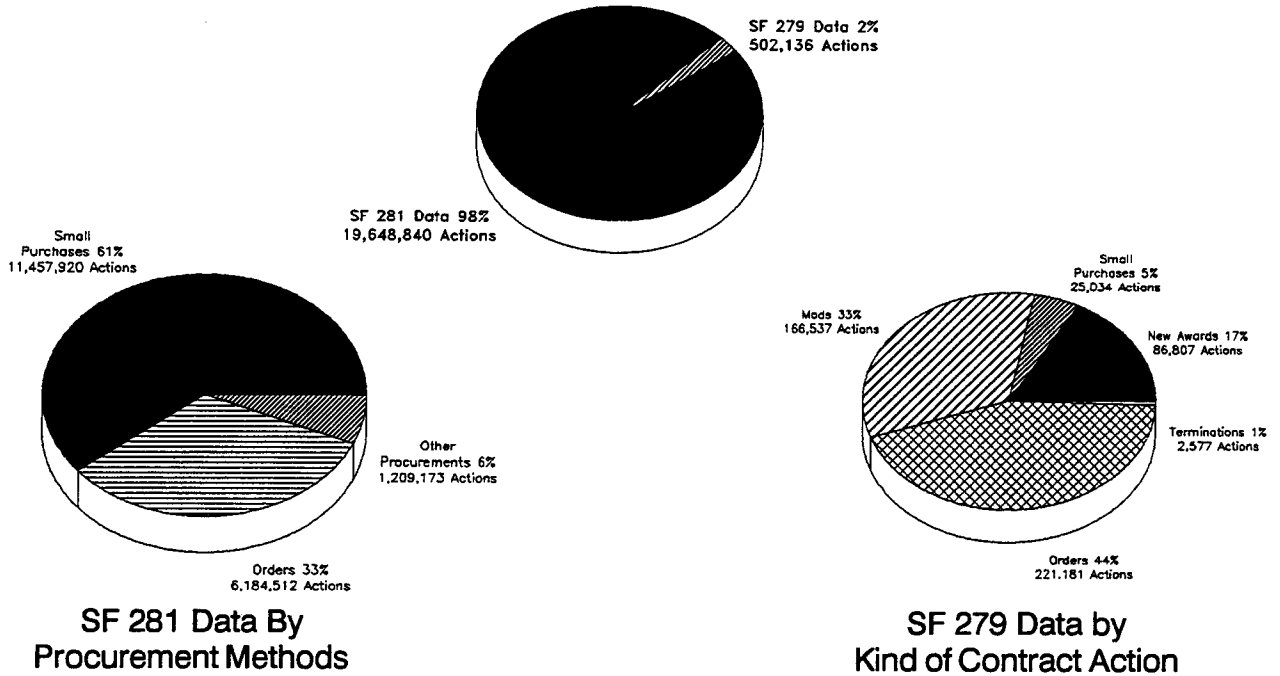
FEDERAL PROCUREMENT DATA SYSTEM
**FEDERAL CONTRACT ACTIONS AND DOLLARS
 BY EXECUTIVE DEPARTMENT AND AGENCY**
 Fiscal Year 1992 Through Fourth Quarter

	All Reported Actions			
	Actions	Percent of Actions	Dollars(000)	Percent of Dollars
TOTAL FEDERAL	20,150,974	100.000	199,806,499	100.000
Executive Office of the President	2,218	0.011	21,420	0.010
Department of Agriculture	1,545,761	7.669	3,709,093	1.856
Department of Commerce	101,408	0.503	742,585	0.371
Department of Defense	12,116,854	60.115	135,236,112	67.705
Department of Education	16,248	0.080	301,675	0.151
Department of Energy	37,772	0.187	18,596,906	9.310
Department of Health and Human Services	1,257,805	6.240	3,090,149	1.547
Department of Housing and Urban Development	7,975	0.039	210,368	0.105
Department of the Interior	549,742	2.727	1,930,806	0.966
Department of Justice	681,866	3.382	2,080,686	1.041
Department of Labor	27,847	0.138	794,730	0.397
Department of State	87,802	0.485	958,759	0.480
Department of Transportation	260,588	1.292	3,248,448	1.626
Department of the Treasury	199,756	0.991	1,812,740	0.907
Department of Veterans Affairs	1,950,780	9.878	4,066,988	2.036
Action	1,345	0.006	2,694	0.001
Administrative Conference of the U.S.	661	0.003	463	0.000
Agency for International Development	13,719	0.068	983,466	0.492
American Battle Monuments Commission	16,445	0.081	10,373	0.005
Board for International Broadcasting	43	0.000	73	0.000
Commission on Civil Rights	789	0.003	357	0.000
Commodity Futures Trading Commission	2,492	0.012	10,253	0.005
Consumer Product Safety Commission	2,026	0.010	5,215	0.002
Defense Nuclear Facilities Safety Board	403	0.001	614	0.000
Environmental Protection Agency	53,043	0.263	1,342,718	0.672
Equal Employment Opportunity Commission	6,729	0.033	35,205	0.017
Federal Communications Commission	1,187	0.005	2,599	0.001
Federal Election Commission	1,658	0.008	2,273	0.001
Federal Emergency Management Agency	7,444	0.036	217,604	0.108
Federal Energy Regulatory Commission	327	0.001	9,999	0.005
Federal Labor Relations Authority	1,609	0.007	1,562	0.000
Federal Maritime Commission	350	0.001	958	0.000
Federal Mediation and Conciliation Service	1,057	0.005	1,523	0.000
Federal Mine Safety and Health Review Commission	84	0.000	97	0.000
Federal Trade Commission	2,235	0.011	8,223	0.004
General Services Administration	916,901	4.549	5,830,787	2.919
International Trade Commission	2,408	0.011	3,093	0.001
Interstate Commerce Commission	798	0.003	1,530	0.000
Merit Systems Protection Board	2,377	0.011	1,286	0.000
National Aeronautics and Space Administration	95,760	0.475	12,409,977	6.213
National Archives and Records Administration	3,293	0.016	18,544	0.009
National Capital Planning Commission	242	0.001	278	0.000
National Foundation on the Arts	650	0.003	1,822	0.000
National Foundation on the Humanities	2,567	0.012	1,596	0.000
National Gallery of Art	3,889	0.019	10,343	0.005
National Labor Relations Board	1,519	0.007	7,749	0.003
National Mediation Board	353	0.001	1,588	0.000
National Science Foundation	2,647	0.013	169,611	0.084
National Transportation Safety Board	193	0.000	524	0.000
Nuclear Regulatory Commission	3,827	0.018	52,109	0.026
Occupational Safety and Health Review Commission	408	0.002	373	0.000
Office of Personnel Management	31,549	0.156	102,854	0.051
Peace Corps	14,141	0.070	34,218	0.017
Pennsylvania Avenue Development Corporation	214	0.001	1,175	0.000
Railroad Retirement Board	3,771	0.018	12,007	0.006
Securities and Exchange Commission	3,637	0.018	30,353	0.015
Selective Service System	1,052	0.004	1,383	0.000
Small Business Administration	7,420	0.036	47,635	0.023
Smithsonian Institution	40,232	0.199	54,941	0.027
Tennessee Valley Authority	26,244	0.130	1,406,975	0.704
United States Arms Control and Disarmament Agency	231	0.001	4,528	0.002
United States Information Agency	21,553	0.106	95,762	0.047

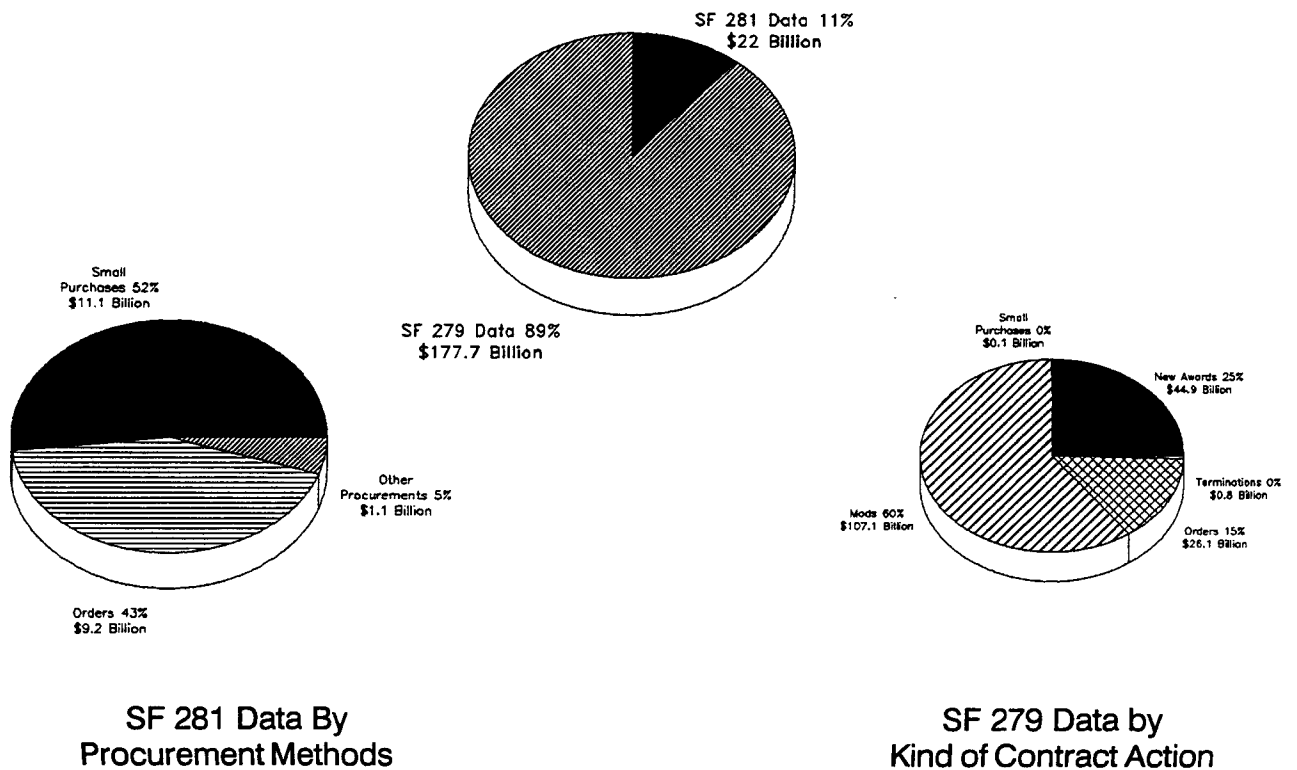
Actions Reported Individually on SF279				Actions Reported in Summary on SF281			
Actions	Percent of Actions	Dollars (000)	Percent of Dollars	Actions	Percent of Actions	Dollars (000)	Percent of Dollars,
502,136	100.000	177,786,381	100.000	19,648,838	100.000	22,020,118	100.000
125	0.024	15,048	0.008	2,093	0.010	6,372	0.028
19,255	3.798	2,774,109	1.560	1,526,506	7.768	934,984	4.246
3,778	0.684	642,279	0.342	97,937	0.498	133,538	0.606
285,592	52.391	120,389,083	67.734	11,851,077	60.314	14,858,744	67.478
888	0.175	284,458	0.160	15,360	0.078	17,217	0.078
5,294	1.044	18,543,995	10.434	32,478	0.165	52,911	0.240
11,921	2.320	2,317,072	1.292	1,246,042	6.341	793,854	3.605
525	0.103	198,958	0.111	7,450	0.037	11,410	0.051
15,931	3.142	1,481,560	0.833	533,811	2.716	449,246	2.040
9,492	1.872	1,421,175	0.799	672,374	3.421	859,511	2.995
1,766	0.348	754,801	0.424	26,081	0.132	39,929	0.181
3,996	0.788	719,625	0.404	83,806	0.477	239,134	1.085
10,790	2.128	2,832,389	1.593	249,798	1.271	416,059	1.889
9,495	1.873	1,533,527	0.862	190,261	0.968	279,213	1.267
33,255	6.580	2,301,889	1.295	1,917,525	9.758	1,765,099	8.015
2	0.000	378	0.000	1,343	0.006	2,316	0.010
0	0.000	0	0.000	661	0.003	463	0.002
2,875	0.567	855,586	0.537	10,844	0.055	27,880	0.126
0	0.000	0	0.000	16,445	0.083	10,373	0.047
0	0.000	0	0.000	43	0.000	73	0.000
0	0.000	0	0.000	789	0.004	357	0.001
52	0.010	6,786	0.003	2,440	0.012	3,467	0.015
53	0.010	2,123	0.001	1,973	0.010	3,092	0.014
0	0.000	0	0.000	403	0.002	614	0.002
7,723	1.523	1,243,767	0.699	45,320	0.230	98,951	0.449
506	0.099	29,829	0.016	6,223	0.031	5,376	0.024
6	0.001	834	0.000	1,181	0.006	1,765	0.008
13	0.002	632	0.000	1,645	0.008	1,641	0.007
922	0.181	199,887	0.112	6,522	0.033	17,717	0.080
22	0.004	8,742	0.004	305	0.001	1,257	0.005
1	0.000	49	0.000	1,608	0.008	1,513	0.006
3	0.000	468	0.000	347	0.001	490	0.002
0	0.000	0	0.000	1,057	0.005	1,523	0.006
0	0.000	0	0.000	84	0.000	97	0.000
54	0.010	4,061	0.002	2,181	0.011	4,182	0.018
79,738	15.730	5,174,962	2.911	837,163	4.260	655,825	2.978
21	0.004	1,735	0.000	2,387	0.012	1,358	0.006
9	0.001	740	0.000	789	0.004	790	0.003
3	0.000	107	0.000	2,374	0.012	1,179	0.005
16,832	3.320	12,172,176	6.849	78,928	0.401	237,801	1.079
96	0.018	11,554	0.006	3,197	0.016	6,990	0.031
0	0.000	0	0.000	242	0.001	278	0.001
6	0.001	569	0.000	644	0.003	1,253	0.005
2	0.000	59	0.000	2,565	0.013	1,537	0.006
31	0.006	4,174	0.002	3,858	0.019	6,169	0.028
44	0.008	4,309	0.002	1,475	0.007	3,440	0.015
129	0.025	1,240	0.000	224	0.001	348	0.001
323	0.063	162,920	0.091	2,324	0.011	6,691	0.030
0	0.000	0	0.000	193	0.000	524	0.002
456	0.090	42,847	0.024	3,369	0.017	9,262	0.042
0	0.000	0	0.000	408	0.002	373	0.001
1,882	0.371	55,028	0.030	29,667	0.150	47,826	0.217
162	0.031	11,038	0.006	13,979	0.071	23,180	0.105
3	0.000	503	0.000	211	0.001	672	0.003
61	0.012	7,799	0.004	3,710	0.018	4,208	0.019
105	0.020	22,938	0.012	3,532	0.017	7,415	0.033
1	0.000	28	0.000	1,051	0.004	1,355	0.005
346	0.068	38,411	0.021	7,074	0.036	9,224	0.041
282	0.055	22,915	0.012	39,950	0.203	32,026	0.145
2,017	0.397	1,322,927	0.744	24,227	0.123	84,048	0.381
35	0.006	3,096	0.001	196	0.000	1,432	0.006
465	0.091	61,196	0.034	21,088	0.107	34,566	0.156

FEDERAL PROCUREMENT DATA SYSTEM
SF279/SF281 COMPARISONS
 Fiscal Year 1992 Through Fourth Quarter

ACTIONS

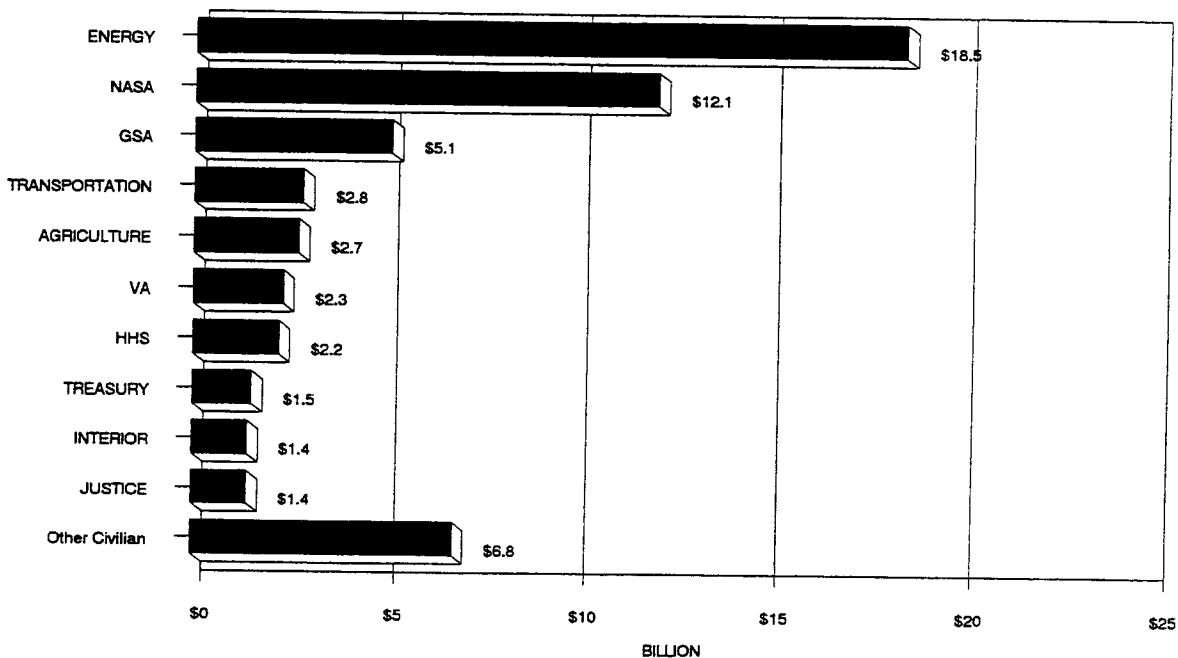


DOLLARS

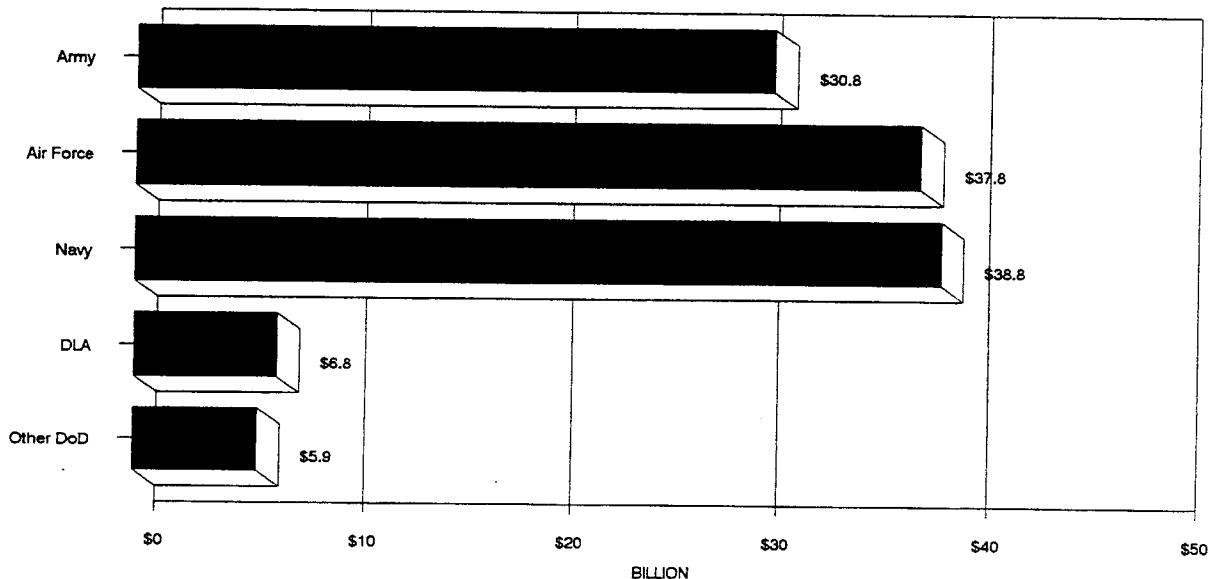


FEDERAL PROCUREMENT DATA SYSTEM
CONTRACT DOLLARS BY EXECUTIVE DEPARTMENTS AND AGENCIES
 Actions Reported Individually on SF279
 Fiscal Year 1992 Through Fourth Quarter

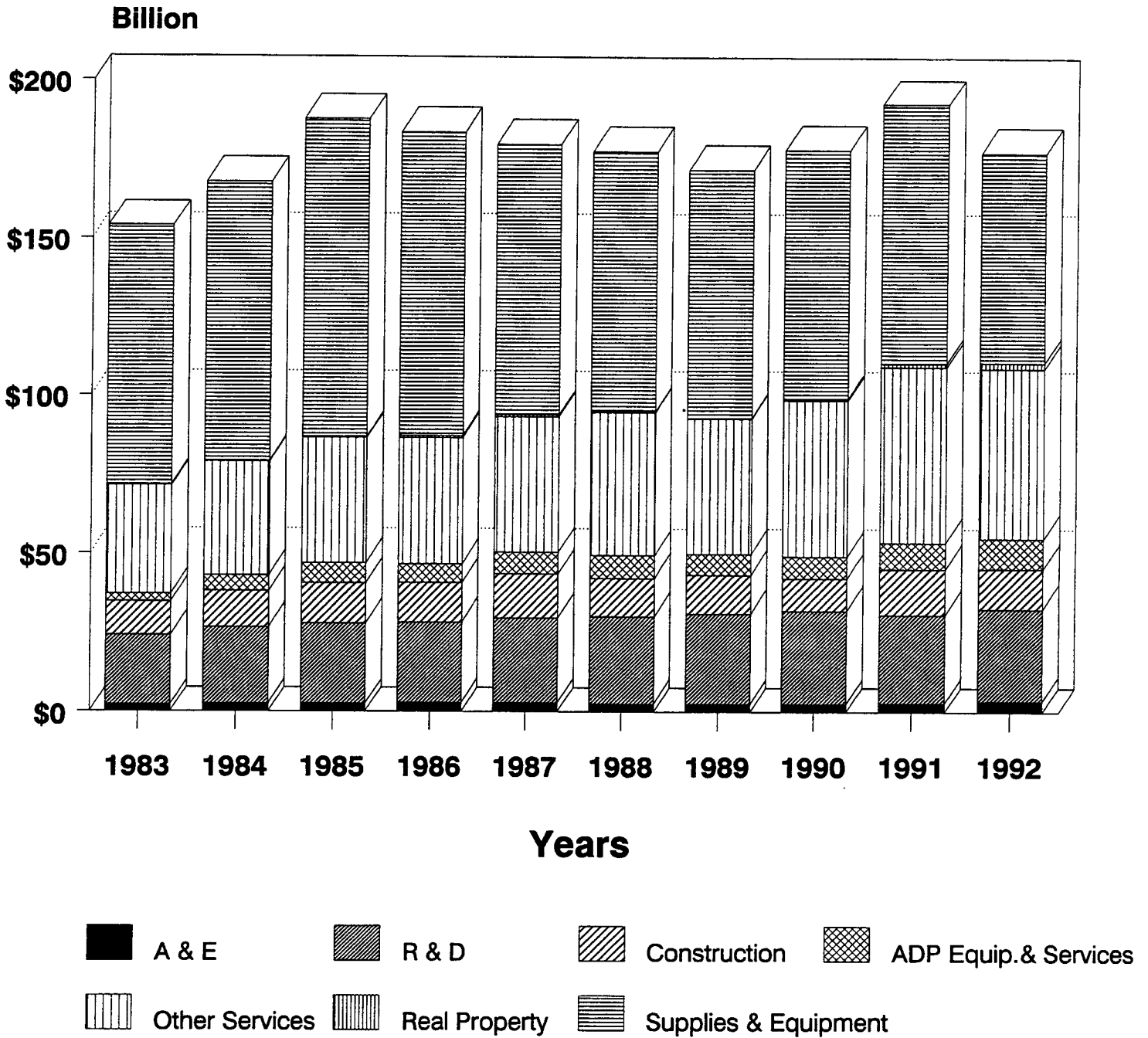
CIVILIAN AGENCIES
 TOTAL DOLLARS \$57.3 BILLION



DEPARTMENT OF DEFENSE
 TOTAL DOLLARS \$120.3 BILLION



FEDERAL PROCUREMENT DATA SYSTEM
FEDERAL PROCUREMENT BY MAJOR PRODUCT/SERVICE CATEGORY
 Actions Reported Individually on SF279
 Fiscal Year 1992 Through Fourth Quarter



FEDERAL PROCUREMENT DATA SYSTEM
RESEARCH AND DEVELOPMENT SUMMARY - BY R & D CATEGORY
 Actions Reported Individually on SF279
 Fiscal Year 1992 Through Fourth Quarter

	Year to Date	
	Number of Actions	Dollars (000)
TOTAL FEDERAL RESEARCH AND DEVELOPMENT	34,726	29,314,907
AA Agriculture	25	6,585
AB Community Services and Development	12	4,496
AC Defense Systems	9,968	13,603,684
AD Defense - Other	10,522	4,629,618
AE Economic Growth and Productivity	249	135,558
AF Education	58	13,787
AG Energy	617	1,234,314
AH Environmental Protection	753	129,164
AJ General Science and Technology	1,205	252,684
AK Housing	4	222
AL Income Security	0	0
AM International Affairs and Cooperation	0	0
AN Medical	1,699	1,403,789
AP Natural Resources	64	8,000
AQ Social Services	5	4,223
AR Space	4,877	5,513,945
AS Transportation, Modal	121	28,680
AT Transportation, General	771	165,866
AV Mining	73	6,951
AZ Other Research and Development	3,703	2,173,361

OTHER SERVICES AND CONSTRUCTION - SUMMARY BY SERVICE CATEGORY
 Actions Reported Individually on SF279
 Fiscal Year 1992 Through Fourth Quarter

	Year to Date	
	Number of Actions	Dollars (000)
TOTAL FEDERAL OTHER SERVICES AND CONSTRUCTION	300,035	77,758,197
B Special Studies and Analyses - Not R&D	2,663	545,030
C Architect and Engineering Services - Construction	20,981	3,696,203
D Automatic Data Processing and Telecommunications Services	19,078	4,823,031
F Natural Resources Management	8,150	1,416,898
G Social Services	3,628	576,539
H Quality Control, Testing and Inspection Services	1,633	634,489
J Maintenance, Repair, and Rebuilding of Equipment	26,651	7,959,498
K Modification of Equipment	995	1,112,757
L Technical Representation Services	1,990	700,184
M Operation of Government-Owned Facility	5,396	19,135,927
N Installation of Equipment	1,819	334,749
P Salvage Services	989	102,509
Q Medical Services	19,217	1,422,902
R Professional, Administrative and Management Support Services	33,303	11,353,141
S Utilities and Housekeeping Services	23,329	5,522,622
T Photographic, Mapping, Printing, and Publication Services	2,473	220,729
U Training Services	5,369	849,364
V Transportation and Travel	6,842	2,482,630
W Lease or Rental of Equipment	3,155	518,506
X Lease or Rental of Facilities	23,727	1,719,596
Y Construction of Structures and Facilities	22,265	7,516,332
Z Maintenance, Repair or Alteration of Real Property	66,382	5,114,561

FEDERAL PROCUREMENT DATA SYSTEM
SUPPLIES AND EQUIPMENT - SUMMARY BY FSC GROUP
 Actions Reported Individually on SF279
 Fiscal Year 1992 Through Fourth Quarter

	Year to Date	
	Number of Actions	Dollars (000)
TOTAL FEDERAL SUPPLIES AND EQUIPMENT	167,375	70,713,277
10 Weapons	913	1,082,248
11 Nuclear Ordnance	78	42,218
12 Fire Control Equipment	1,024	712,905
13 Ammunition and Explosives	1,693	2,416,842
14 Guided Missiles	1,802	6,178,376
15 Aircraft and Airframe Structural Components	2,933	13,728,514
16 Aircraft Components and Accessories	3,626	1,489,111
17 Aircraft Launching, Landing, and Ground Handling Equipment	433	149,590
18 Space Vehicles	386	2,249,044
19 Ships, Small Craft, Pontoons and Floating Docks	1,183	3,845,673
20 Ship and Marine Equipment	638	171,219
22 Railway Equipment	38	29,681
23 Ground Effect Vehicles, Motor Vehicles, Trailers, and Cycles	1,319	3,229,970
24 Tractors	158	30,901
25 Vehicular Equipment Components	1,566	485,558
26 Tires and Tubes	311	115,318
28 Engines, Turbines, and Components	2,863	3,806,105
29 Engine Accessories	1,347	199,269
30 Mechanical Power Transmission Equipment	792	85,992
31 Bearings	608	82,095
32 Woodworking Machinery and Equipment	30	3,112
34 Metalworking Machinery	651	124,274
35 Service and Trade Equipment	486	41,965
36 Special Industry Machinery	1,333	141,762
37 Agricultural Machinery and Equipment	351	9,344
38 Construction, Mining, Excavating, and Highway Maintenance Equipment	523	128,154
39 Materials Handling Equipment	775	253,006
40 Rope, Cable, Chain and Fittings	334	27,158
41 Refrigeration, Air Conditioning and Air Circulating Equipment	1,277	87,067
42 Fire Fighting, Rescue, and Safety Equipment	597	193,109
43 Pumps and Compressors	1,041	119,464
44 Furnace, Steam Plant, and Drying Equipment; and Nuclear Reactors	451	542,330
45 Plumbing, Heating, and Sanitation Equipment	328	23,678
46 Water Purification and Sewage Treatment Equipment	86	21,825
47 Pipe, Tubing, Hose and Fittings	799	85,937
48 Valves	1,120	100,181
49 Maintenance and Repair Shop Equipment	1,371	402,895
51 Hand Tools	3,498	79,665
52 Measuring Tools	377	6,492
53 Hardware and Abrasives	2,234	120,779

FEDERAL PROCUREMENT DATA SYSTEM
SUPPLIES AND EQUIPMENT - SUMMARY BY FSC GROUP-Continued
 Actions Reported in Summary on SF279
 Fiscal Year 1992 Through Fourth Quarter

	Year to Date	
	Number of Actions	Dollars (000)
54 Prefabricated Structures and Scaffolding	679	142,496
55 Lumber, Millwork, Plywood and Veneer	560	28,312
56 Construction and Building Materials	1,021	100,422
58 Communications, Detection, and Coherent Radiation Equipment	9,459	5,859,409
59 Electrical and Electronic Equipment Components	5,992	1,205,311
60 Fiber Optics Materials, Components, Assemblies, and Accessories	249	37,121
61 Electric Wire, and Power and Distribution Equipment	3,015	850,943
62 Lighting Fixtures and Lamps	669	48,188
63 Alarm, Signal, and Security Detection Systems	341	51,341
65 Medical, Dental, and Veterinary Equipment and Supplies	9,171	1,031,630
66 Instruments and Laboratory Equipment	6,613	1,218,223
67 Photographic Equipment	859	75,976
68 Chemicals and Chemical Products	1,582	148,567
69 Training Aids and Devices	720	724,448
70 General Purpose Automatic Data Processing Equipment	27,360	3,711,313
71 Furniture	11,240	539,358
72 Household and Commercial Furnishings and Appliances	1,192	52,703
73 Food Preparation and Serving Equipment	1,685	67,434
74 Office Machines, Text Processing Systems and Visible Record	786	36,913
75 Office Supplies and Devices	5,587	181,829
76 Books, Maps, and Other Publications	971	236,105
77 Musical Instruments, Phonographs and Home-type Radios	177	5,172
78 Recreational and Athletic Equipment	629	12,651
79 Cleaning Equipment and Supplies	2,454	67,062
80 Brushes, Paints, Sealers and Adhesives	2,925	45,972
81 Containers, packaging and Packing Supplies	3,049	200,397
83 Textiles, Leather, Furs, Apparel and Shoe Findings, Tents and Flags	753	127,235
84 Clothing, Individual Equipment, and Insignia	1,311	602,760
85 Toiletries	904	52,725
87 Agricultural Supplies	243	17,990
88 Live Animals	48	6,064
89 Subsistence	15,374	3,089,201
91 Fuels, Lubricants, Oils, and Waxes	1,605	3,726,915
93 Nonmetallic Fabricated Materials	637	91,359
94 Nonmetallic Crude Materials	195	414,513
95 Metal Bars, Sheets and Shapes	715	140,565
96 Ores, Minerals and Their Primary Products	182	290,253
99 Miscellaneous	5,016	2,828,576
E Purchase of Structures and Facilities	34	2,999

**FEDERAL PROCUREMENT DATA SYSTEM
STANDARD INDUSTRIAL CLASSIFICATION (SIC) CODE SUMMARY - BY SIC
GROUP**

**Actions Reported Individually on SF279
Fiscal Year 1992 Through Fourth Quarter**

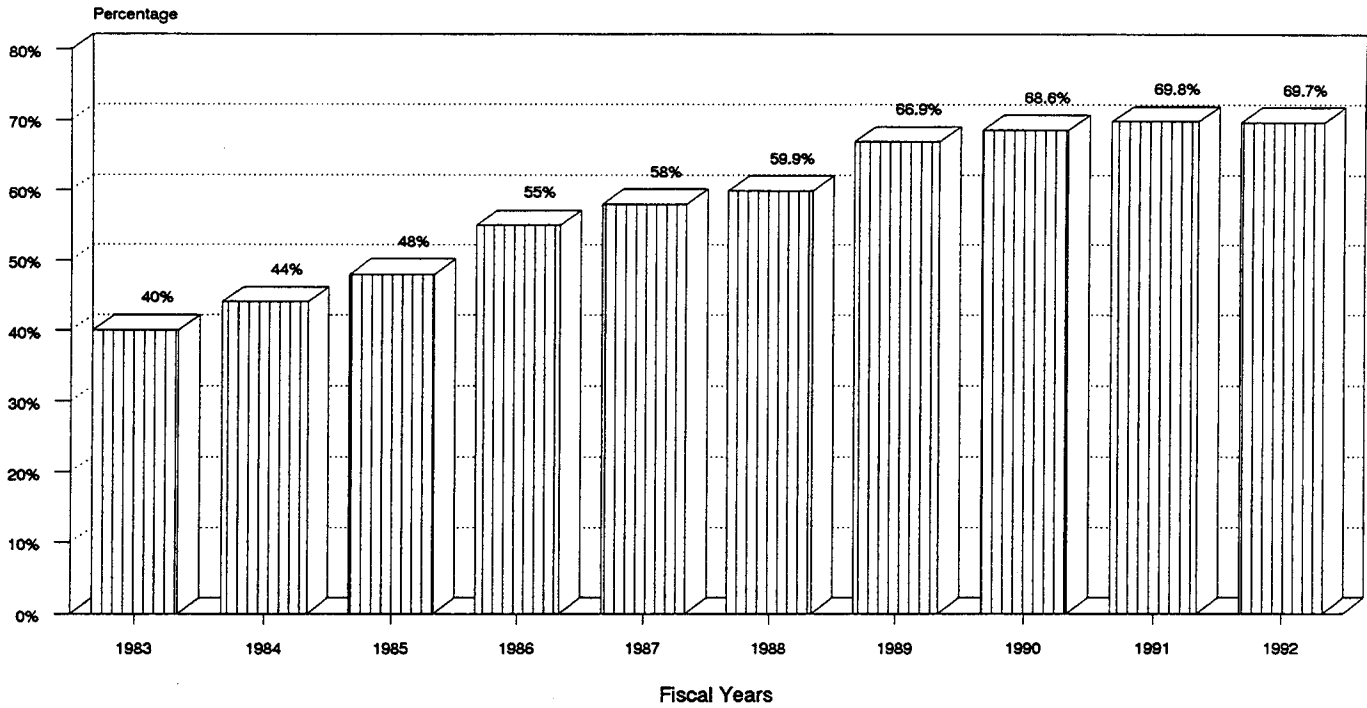
	Year to Date	
	Number of Actions	Dollars (000)
TOTAL FEDERAL	502,136	177,786,381
Agriculture, forestry, and fishing		
01 Agriculture production - crops	37	5,653
02 Agriculture production livestock and animal specialties	94	5,178
07 Agricultural services	919	114,552
08 Forestry	2,627	111,933
09 Fishing, hunting, and trapping	77	5,648
TOTAL	3,754	242,964
Mining		
10 Metal mining	14	4,951
12 Coal mining	16	7,824
13 Oil and gas extraction	263	101,345
14 Mining and quarrying of nonmetallic minerals, except fuels	226	21,689
TOTAL	519	135,789
Construction		
15 Building construction-general contractors and operative builders	37,659	6,279,830
16 Heavy construction other than building construction contractors	15,592	4,011,085
17 Construction-special trade contractors	36,488	2,283,871
TOTAL	89,739	12,574,786
Manufacturing		
20 Food and kindred products	13,097	2,700,611
21 Tobacco products	62	5,186
22 Textile mill products	1,302	114,208
23 Apparel and other finished products made from fabrics	1,208	477,216
24 Lumber and wood products, except furniture	808	55,396
25 Furniture and fixtures	10,768	550,879
26 Paper and allied products	5,281	327,609
27 Printing, publishing, and allied industries	2,454	298,139
28 Chemicals and allied products	10,912	1,299,102
29 Petroleum refining and related industries	591	2,971,900
30 Rubber and miscellaneous plastics products	2,702	319,785
31 Leather and leather products	329	99,669
32 Stone, clay, glass, and concrete products	1,125	15,789
33 Primary metal industries	1,497	342,428
34 Fabricated metal products, except machinery and transportation	12,269	7,102,873
35 Industrial and commercial machinery and computer equipment	28,359	4,853,271
36 Electronic, other electrical equipment and components, not computer	20,630	7,559,480
37 Transportation equipment	35,105	51,231,841
38 Measuring, analyzing, and controlling instruments	15,427	5,594,957
39 Miscellaneous manufacturing industries	3,525	141,481
TOTAL	167,431	86,061,800
Transportation, communications, electric, gas, and sanitary services		
40 Railroad transportation	5	641
41 Local and suburban transit and interurban passenger transportation	989	108,811
42 Motor freight transportation and warehousing	2,052	417,323
43 United States Postal Service	1	337
44 Water transportation	2,285	1,773,395
45 Transportation by air	2,752	980,796
46 Pipelines, except natural gas	19	16,602
47 Transportation services	480	81,585
48 Communications	7,728	2,601,051
49 Electric, gas, and sanitary services	13,137	2,715,249
TOTAL	29,448	8,695,790

FEDERAL PROCUREMENT DATA SYSTEM
**STANDARD INDUSTRIAL CLASSIFICATION (SIC) CODE SUMMARY - BY SIC
 GROUP - Continued**

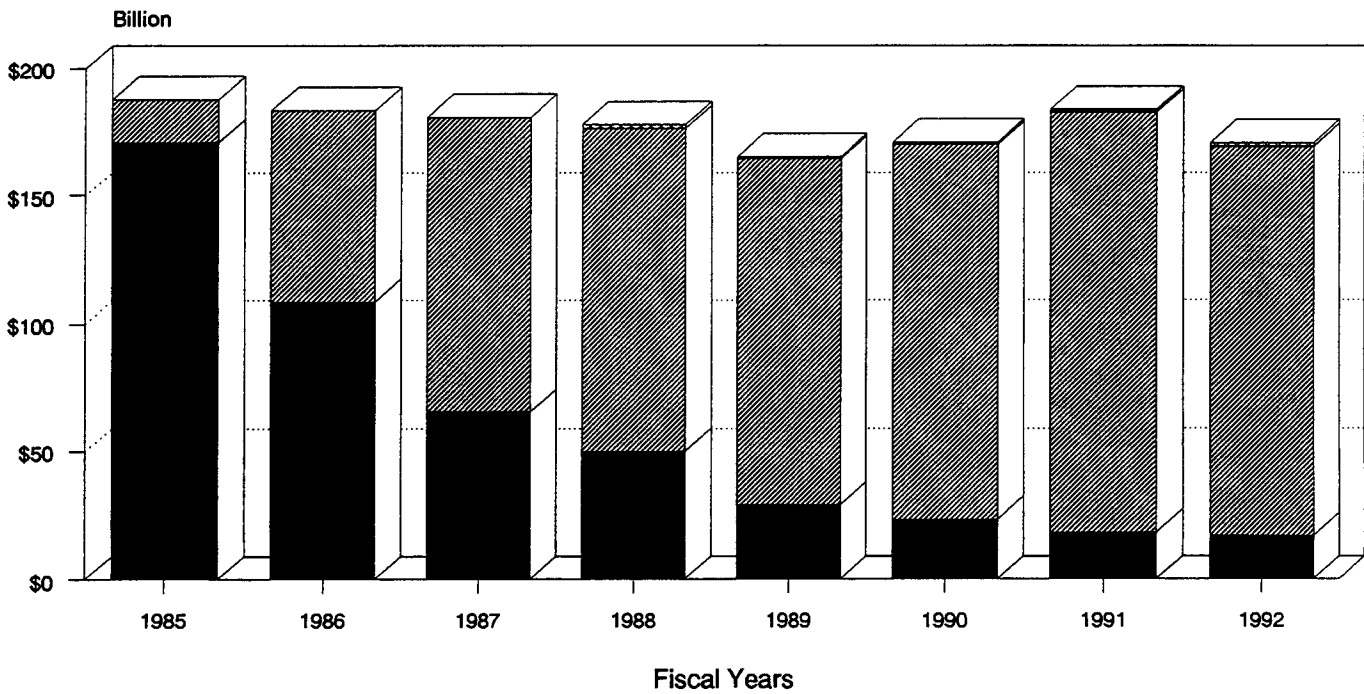
Actions Reported in Summary on SF279
 Fiscal Year 1992 Through Fourth Quarter

	Year to Date	
	Number of Actions	Dollars (000)
Wholesale trade		
50 Wholesale trade-durable goods	11,854	1,485,221
51 Wholesale trade-nondurable goods	3,712	791,614
TOTAL	15,566	2,276,835
Retail trade		
52 Building materials, hardware, garden supply, and mobile home dealer	141	30,249
53 General merchandise stores	5	568
54 Food stores	59	7,552
55 Automotive dealers and gasoline service stations	68	5,505
56 Apparel and accessory stores	12	618
57 Home furniture, furnishings, and equipment stores	361	25,236
58 Eating and drinking places	1,141	300,888
59 Miscellaneous retail	232	46,447
TOTAL	2,019	417,063
Finance, insurance, and real estate		
60 Depository institutions	27	33,481
61 Nondepository credit institutions	26	490
62 Security and commodity brokers, dealers, exchanges, and services	54	19,330
63 Insurance carriers	68	222,825
64 Insurance agents, brokers, and service	197	125,988
65 Real estate	24,741	1,550,105
67 Holding and other real investment offices	13	3,772
TOTAL	25,126	1,955,991
Services		
70 Hotels, rooming houses, camps, and other lodging places	758	53,261
72 Personal services	1,005	76,423
73 Business services	38,388	8,901,949
75 Automotive repair, services, and parking	791	101,588
76 Miscellaneous repair services	3,252	673,426
78 Motion pictures	443	68,666
79 Amusement and recreation services	97	14,727
80 Health services	19,036	1,963,135
81 Legal services	235	45,210
82 Educational services	3,665	2,986,176
83 Social services	1,663	269,997
84 Museums, art galleries, and botanical and zoological gardens	9	493
86 Membership organizations	83	10,380
87 Engineering, accounting, research, management, and related services	81,740	40,258,564
88 Private holdings	4	785
89 Miscellaneous services	11,119	4,416,861
TOTAL	162,288	59,841,641
Public administration		
91 Executive, legislative, and general government, except finance	549	33,016
92 Justice, public order, and safety	406	93,357
93 Public finance, taxation, and monetary policy	16	830
94 Administration of human resource programs	133	21,444
95 Administration of environmental quality and housing programs	524	151,508
96 Administration of economic programs	175	417,887
97 National security and international affairs	539	387,049
TOTAL	2,342	1,105,091
Nonclassifiable establishments		
99 Nonclassifiable establishments	3,904	4,478,631

**FEDERAL PROCUREMENT DATA SYSTEM
 PERCENTAGE OF PROCUREMENT DOLLARS AWARDED COMPETITIVELY
 SF279 and SF 281 Data**



**FEDERAL PROCUREMENT DATA SYSTEM
 COMPARISON OF PRE- AND POST-CICA ACTIONS**



 PRE-CICA	 CICA APPLICABLE
 SMALL PURCHASE	 NOT SUBJECT TO CICA

FEDERAL PROCUREMENT DATA SYSTEM
COMPETITION STATISTICS
 Fiscal Year 1992 Through Fourth Quarter

PROCUREMENT ACTIONS OVER \$25,000**	NUMBER OF ACTIONS	PERCENTAGE OF ACTIONS	DOLLAR OBLIGATIONS (000)	PERCENTAGE OF DOLLARS
I. Actions Available For Competition				
A. Actions Completed	241,963	83%	106,420,315	68%
B. Follow-on To Completed Actions	5,133	1%	9,746,553	6%
C. Actions Not Completed	41,010	14%	39,629,683	25%
D. Total Available	288,106	100%	155,796,551	100%
II. Actions Not Available for Competition	43,600		13,812,381	
III. Totals*	331,706		169,608,932	
PROCUREMENT ACTIONS UNDER \$25,000***	NUMBER OF ACTIONS	PERCENTAGE OF ACTIONS	DOLLAR OBLIGATIONS (000)	PERCENTAGE OF DOLLARS
I. Actions Available For Competition				
A. Actions Completed	8,109,220	84%	12,227,101	84%
B. Actions Not Completed	1,533,980	15%	2,184,191	15%
C. Total Available	9,643,200	100%	14,411,292	100%
II. Actions Not Available for Competition	10,169,499		8,628,398	
III. Totals*	19,812,699		23,039,690	

*Number of actions and dollars on this page do not match other Federal totals in this Federal Procurement Report because the chart displays statistics comparable to the Competition Advocates Report to Congress.

**Includes any procurement actions that round down to \$25,000 reported on SF279. In theory, actions that round up to \$25,000 fall below the threshold and, therefore, are reported on the SF 281.

***Includes data from SF 281 plus procurement actions under \$25,000 that were reported on the SF 279.

FEDERAL PROCUREMENT DATA SYSTEM
TOP 100 FEDERAL CONTRACTORS
 Actions Reported Individually on SF279
 Fiscal Year 1992 Through Fourth Quarter

	CURRENT YEAR'S DOLLARS (000)	PERCENT OF DOLLARS	PRIOR YEAR'S DOLLARS (000)	PERCENT OF DOLLARS
TOTAL FEDERAL	177,786,381	100.00	193,234,884	100.00
TOP 100 SUBTOTAL	104,599,684	58.83	107,760,449	55.77
1 MCDONNELL DOUGLAS CORPORATION	6,319,135	3.55	9,144,804	4.73
2 LOCKHEED CORPORATION	6,091,571	3.43	3,723,759	1.92
3 GENERAL ELECTRIC COMPANY	5,230,805	2.94	5,459,952	2.82
4 WESTINGHOUSE ELECTRIC CORP	5,079,213	2.85	5,659,286	2.92
5 NORTHROP CORPORATION	4,921,519	2.76	3,384,655	1.75
6 MARTIN MARIETTA CORPORATION	4,781,981	2.68	5,021,736	2.59
7 GENERAL DYNAMICS CORPORATION	4,377,006	2.46	8,273,012	4.28
8 GENERAL MOTORS CORPORATION	3,849,836	2.16	4,603,345	2.38
9 RAYTHEON COMPANY	3,256,886	1.83	4,432,521	2.29
10 AMERICAN TELEPHONE & TELG CO	3,199,393	1.79	2,253,969	1.16
11 BOEING COMPANY THE	3,148,463	1.77	1,942,238	1.00
12 UNITED TECHNOLOGIES CORP	3,088,340	1.73	3,074,809	1.59
13 ROCKWELL INTERNATIONAL CORP	3,080,507	1.73	3,671,966	1.90
14 UNIVERSITY OF CALIFORNIA	2,575,019	1.44	2,496,551	1.29
15 EG&G INC	2,365,817	1.33	2,541,670	1.31
16 LITTON INDUSTRIES INC	2,308,370	1.29	1,598,989	.82
17 GRUMMAN CORPORATION	2,305,343	1.29	2,464,172	1.27
18 INTERNATIONAL BUS MCHS CORP	1,412,856	.79	1,304,657	.67
19 TRW INC	1,375,473	.73	1,400,069	.72
20 LTV CORPORATION	1,315,591	.73	1,207,997	.62
21 CALIFORNIA INST OF TECHNOLOGY	1,232,267	.69	1,150,847	.59
22 LORAL CORPORATION	1,220,594	.68	1,129,572	.58
23 TEXTRON INC	1,175,264	.66	965,930	.49
24 UNISYS CORPORATION	1,114,484	.62	1,690,417	.87
25 ALLIED-SIGNAL INC	1,039,905	.58	1,301,577	.67
26 FULCRUM II LIMITED PARTNERSHIP	1,023,140	.57	502	.00
27 COMPUTER SCIENCES CORPORATION	941,919	.52	825,970	.42
28 SCIENCE APPLICATIONS INTL CORP	891,731	.50	696,776	.36
29 ITT CORPORATION	861,568	.48	942,459	.48
30 CHRYSLER CORPORATION	776,180	.43	494,051	.25
31 FOUNDATION HEALTH CORPORATION	761,262	.42	433,279	.22
32 THIOKOL CORPORATION	749,508	.42	731,346	.37
33 TEXAS INSTRUMENTS INCORPORATED	733,845	.41	987,666	.51
34 GTE CORPORATION	686,121	.38	694,102	.35
35 UNIVERSITIES RESEARCH ASSN	681,583	.38	589,215	.30
36 TENNECO INC	587,807	.33	360,622	.18
37 ALLIANT TECHSYSTEMS INC	586,826	.33	685,602	.35
38 OLIN CORPORATION	585,889	.32	633,043	.32
39 MITRE CORPORATION	554,863	.31	545,247	.28
40 E-SYSTEMS INC	550,108	.30	737,120	.38
41 DYNACORP	534,472	.30	488,918	.25
42 TELEDYNE INC	499,726	.28	570,392	.29
43 MASSACHSTTS INST OF TCHNOLOGY	460,115	.25	457,631	.23
44 MORRISON KNUDSEN CORPORATION	460,067	.25	377,226	.19
45 BOEING CO & SIKORSKY ACFT JV	458,618	.25	256,592	.13
46 CFM INTERNATIONAL INC	447,720	.25	316,526	.16
47 JOHNS HOPKINS UNIVERSITY	431,309	.24	424,155	.21
48 UNIVERSITY OF CHICAGO	430,372	.24	470,752	.24
49 FMC CORPORATION	429,050	.24	405,517	.20
50 BECHTEL GROUP INC	418,047	.23	270,619	.14

FEDERAL PROCUREMENT DATA SYSTEM
TOP 100 FEDERAL CONTRACTORS-Continued
 Actions Reported Individually on SF279
 Fiscal Year 1992 Through Fourth Quarter

	CURRENT YEAR'S DOLLARS (000)	PERCENT OF DOLLARS	PRIOR YEAR'S DOLLARS (000)	PERCENT OF DOLLARS
51 HARRIS CORPORATION	412,745	.23	444,871	.23
52 BLACK & DECKER CORPORATION	411,497	.23	413,441	.21
53 ASSOCIATED UNIVERSITIES INC	411,255	.23	374,521	.19
54 MOTOROLA INC	404,368	.22	388,481	.20
55 BATTELLE MEMORIAL INSTITUTE	398,900	.22	490,716	.25
56 HERCULES INCORPORATED	380,764	.21	417,253	.21
57 OSHKOSH TRUCK CORP	372,323	.20	454,114	.23
58 HONEYWELL INC	365,493	.20	451,465	.23
59 GENCORP INC	363,795	.20	573,976	.29
60 JOHNSON CONTROLS INC	362,604	.20	307,431	.15
61 ROYAL DUTCH SHELL GROUP OF COS	344,351	.19	367,469	.19
62 OHIO VALLEY ELECTRIC CORP	323,000	.18	281,638	.14
63 MASON COMPANY THE	315,082	.17	241,433	.12
64 FORD MOTOR COMPANY	311,176	.17	198,394	.10
65 EXXON CORPORATION	306,554	.17	547,035	.28
66 COASTAL CORPORATION	303,847	.17	431,281	.22
67 BDM HOLDINGS INC	298,230	.16	393,918	.20
68 PENN CENTRAL CORPORATION	280,916	.16	293,901	.15
69 STEWARD & STEVENSON SVCS INC	271,538	.15	964	.00
70 HARSCO CORPORATION	269,679	.15	617,955	.31
71 ATLANTIC RICHFIELD COMPANY	259,103	.14	441,863	.22
72 DIGITAL EQUIPMENT CORPORATION	258,687	.14	231,442	.11
73 FED EX PAN AM NORTHWEST ET AL	256,350	.14	828,585	.42
74 AEROSPACE CORPORATION	255,020	.14	397,386	.20
75 CANADIAN COMMERCIAL CORP	243,614	.13	262,785	.13
76 GOODYEAR TIRE & RUBBER CO THE	243,410	.13	403,461	.20
77 ELECTRIC ENERGY INC	243,000	.13	196,440	.10
78 MIP INSTANDSETZUNGBETRIC	231,507	.13	142,320	.07
79 BATESON-DAILEY JV	229,126	.12	0	.00
80 STANFORD LELAND JUNIOR UNIV	225,620	.12	219,228	.11
81 HALLIBURTON COMPANY	223,268	.12	236,908	.12
82 MCDERMOTT INTERNATIONAL INC	221,798	.12	129,037	.06
83 ASTRONAUTICS CORP OF AMERICA	217,075	.12	218,504	.11
84 CONTROL DATA CORPORATION	208,053	.11	148,417	.07
85 SVERDRUP CORPORATION	201,464	.11	231,570	.11
86 MONTECATIN EDISON SPA IN ABBR	197,270	.11	0	.00
87 NASSCO HOLDINGS INC	196,173	.11	179,536	.09
88 EASTMAN KODAK COMPANY	193,786	.10	216,037	.11
89 LOGICON INC	191,711	.10	144,377	.07
90 BOOZ ALLEN & HAMILTON INC	188,663	.10	243,882	.12
91 PHILIPS ELECTRONICS NV	185,400	.10	224,864	.11
92 GENERAL ELECTRIC CO PLC THE	184,773	.10	227,149	.11
93 ENSEARCH CORPORATION	182,736	.10	290,702	.15
94 ABB ASEA BROWN BOVERI LTD	181,431	.10	116,573	.06
95 CARGILL INCORPORATED	181,277	.10	80,560	.04
96 SOUTHWEST MARINE INC	178,867	.10	121,613	.06
97 XEROX CORPORATION	177,657	.09	152,316	.07
98 WACKENHUT CORPORATION	176,328	.09	156,437	.08
99 EATON CORPORATION	175,726	.09	193,235	.10
100 AVONDALE INDUSTRIES INC	175,190	.09	341,146	.17

FEDERAL PROCUREMENT DATA SYSTEM
TOP 10 FEDERAL CONTRACTORS BY PRODUCT/SERVICE CATEGORY
 Actions Reported Individually on SF279
 Fiscal Year 1992 Through Fourth Quarter

	Number of Actions	Dollars (000)
I. Research and Development		
Dept. of Defense		
MARTIN MARIETTA CORPORATION	371	1,606,553
LOCKHEED CORPORATION	461	1,602,164
MCDONNELL DOUGLAS CORPORATION	336	1,245,068
GENERAL ELECTRIC COMPANY	537	894,466
GENERAL MOTORS CORPORATION	451	892,382
FOUNDATION HEALTH CORPORATION	16	761,262
TRW INC	465	626,399
GRUMMAN CORPORATION	142	616,767
LTV CORPORATION	107	537,809
ROCKWELL INTERNATIONAL CORP	367	482,634
Civilian Agencies		
CALIFORNIA INST OF TECHNOLOGY	20	1,222,818
MCDONNELL DOUGLAS CORPORATION	138	821,748
ROCKWELL INTERNATIONAL CORP	147	601,028
UNIVERSITIES RESEARCH ASSN	20	453,944
GENERAL ELECTRIC COMPANY	194	370,654
UNIVERSITY OF CALIFORNIA	153	338,673
MIDWEST RESEARCH INST	51	146,145
COMPUTER SCIENCES CORPORATION	44	130,811
PRINCETON UNIVERSITY	20	120,861
MARTIN MARIETTA CORPORATION	109	119,949
II. Construction		
Dept. of Defense		
HALLIBURTON COMPANY	982	122,228
CLARK ENTERPRISES INC	253	78,858
ITEL CORPORATION	69	74,136
EBASCO CONSTRS GUST NEWBURG JV	16	71,861
CAROTHERS CONSTRUCTION INC	17	62,006
HUNT BUILDING CORPORATION	28	61,794
CENTEX CORPORATION	9	59,306
HELPS INCORPORATED	226	57,979
ALBERICI CORPORATION	7	51,766
LANE INDUSTRIES INCORPORATED	25	46,662
Civilian Agencies		
BATESON-DAILEY JV	2	229,126
UNITED TECHNOLOGIES CORP	23	212,820
PHILIPP HOLZMANN AKTIENGESELLS	106	122,692
MORRISON KNUDSEN CORPORATION	12	119,379
BECHTEL GROUP INCORPORATED	9	82,965
CLARK ENTERPRISES INC	90	70,805
BLAKE CONSTRUCTION CO INC	3	69,501
R E DAILEY AND COMPANY	1	54,280
BLOUNT INCORPORATED	19	53,433
COGEFAR-IMPRESIT USA INC	3	47,247

FEDERAL PROCUREMENT DATA SYSTEM
TOP 10 FEDERAL CONTRACTORS BY PRODUCT/SERVICE CATEGORY
 - Continued

Actions Reported Individually on SF279
 Fiscal Year 1992 Through Fourth Quarter

	Number of Actions	Dollars (000)
III. Supplies and Equipment		
Dept. of Defense		
NORTHROP CORPORATION	272	4,546,707
MCDONNELL DOUGLAS CORPORATION	1,024	3,453,776
GENERAL DYNAMICS CORPORATION	1,259	2,986,862
LOCKHEED CORPORATION	617	2,537,807
GENERAL ELECTRIC COMPANY	1,449	2,467,485
UNITED TECHNOLOGIES CORP	1,074	2,228,722
LITTON INDUSTRIES INC	660	1,897,239
GENERAL MOTORS CORPORATION	1,066	1,894,970
RAYTHEON COMPANY	757	1,797,360
BOEING COMPANY THE	449	1,481,950
Civilian Agencies		
ROCKWELL INTERNATIONAL CORP	86	705,075
CHRYSLER CORPORATION	22	512,202
THIOKOLR CORPORATION	53	491,771
LOCKHEED CORPORATION	39	450,688
BOEING COMPANY THE	11	388,623
MARTIN MARIETTA CORPORATION	28	326,047
RAYTHEON COMPANY	28	222,256
WESTINGHOUSE ELECTRIC CORP	170	216,589
FORD MOTOR COMPANY	21	193,229
CARGILL INCORPORATED	139	153,476
IV. ADP Services/Equipment		
Dept. of Defense		
AMERICAN TELEPHONE & TELG CO	3,237	669,715
GENERAL MOTORS CORPORATION	1,284	310,290
UNISYS CORPORATION	1,626	285,910
GTE CORPORATION	747	219,210
BOEING COMPANY THE	44	162,696
COMPUTER SCIENCES CORPORATION	505	155,256
DIGITAL EQUIPMENT CORPORATION	1,027	124,688
SCIENCE APPLICATIONS INTL CORP	295	117,546
INFOTECH DEVELOPMENT INC	262	98,163
HFSI INCORPORATED	423	86,422
Civilian Agencies		
IBM CORPORATION	613	450,832
AMERICAN TELEPHONE & TELG CO	582	310,695
COMPUTER SCIENCES CORPORATION	771	261,749
COMPUTER DATA SYSTEMS INC	777	160,080
CINCINNATI BELL COMPANY	205	157,282
MARTIN MARIETTA CORPORATION	70	95,888
LORAL CORPORATION	15	79,081
BLACK & DECKER CORPORATION	123	75,253
BOEING COMPANY THE	14	73,678
DIGITAL EQUIPMENT CORPORATION	929	71,938

FEDERAL PROCUREMENT DATA SYSTEM
TOP 10 FEDERAL CONTRACTORS BY PRODUCT/SERVICE CATEGORY
 - Continued

Actions Reported Individually on SF279
 Fiscal Year 1992 Through Fourth Quarter

	Number of Actions	Dollars (000)
V. Architect/Engineering		
Dept. of Defense		
GENERAL DYNAMICS CORPORATION	67	235,351
TENNECO INCORPORATED	59	223,526
EG&G INC	13	107,511
INTERNATIONAL TECHNOLOGY CORP	40	80,214
JACOBS ENGINEERING GROUP INC	150	63,990
LITTON INDUSTRIES INC	43	63,312
MCDONNELL DOUGLAS CORPORATION	23	38,319
WOODWARD-CLYDE GROUP INC	92	34,632
ABB ASEA BROWN BOVERI LTD	86	26,924
BLACK & DECKER CORPORATION	84	26,594
Civilian Agencies		
GENERAL ELECTRIC COMPANY	13	411,413
ENSERCH CORPORATION	50	111,455
FLUOR CORPORATION	45	102,367
CEGA	9	71,260
CH2M HILL COMPANIES LTD	119	37,714
HELLMUTH OBATA & KASSABAUM	20	25,520
CAMP DRESSER & MC KEE INC	74	24,551
PARSONS CORPORATION	16	23,457
ECOLOGY & ENVIRONMENT INC	73	22,640
JACOBS ENGINEERING GROUP INC	69	18,515
VI. Other Services		
Dept. of Defense		
GRUMMAN CORPORATION	338	674,912
RAYTHEON COMPANY	507	658,260
BOEING COMPANY THE	612	630,077
GENERAL DYNAMICS CORPORATION	815	543,164
MCDONNELL DOUGLAS CORPORATION	398	501,122
GENERAL ELECTRIC COMPANY	587	481,248
ROCKWELL INTERNATIONAL CORP	87	476,943
LOCKHEED CORPORATION	658	476,887
GENERAL MOTORS CORPORATION	336	461,046
DYNCORP	426	431,421
Civilian Agencies		
WESTINGHOUSE ELECTRIC CORP	146	3,691,689
UNIVERSITY OF CALIFORNIA	51	2,217,901
MARTIN MARIETTA CORPORATION	25	1,888,245
EG&G INC	99	1,803,878
AMERICAN TELEPHONE & TELG CO	133	1,490,944
LOCKHEED CORPORATION	188	890,955
ALLIED-SIGNAL INC	81	495,375
UNIVERSITY OF CHICAGO THE	13	428,731
GENERAL ELECTRIC COMPANY	120	399,054
ASSOCIATED UNIVERSITIES INC	12	365,296

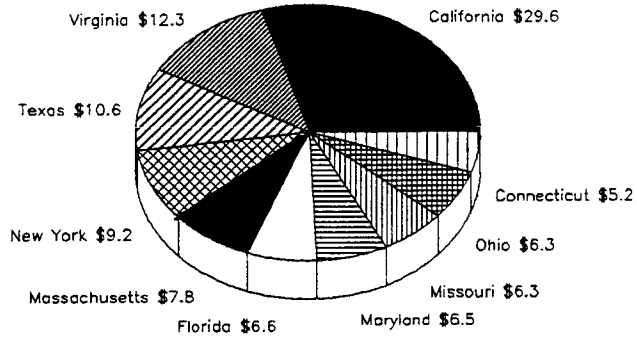
SECTION II
GEOGRAPHIC VIEW

FEDERAL PROCUREMENT DATA SYSTEM
FEDERAL PROCUREMENT BY STATE SUMMARY
 Actions Reported Individually on SF279
 Fiscal Year 1992 Through Fourth Quarter

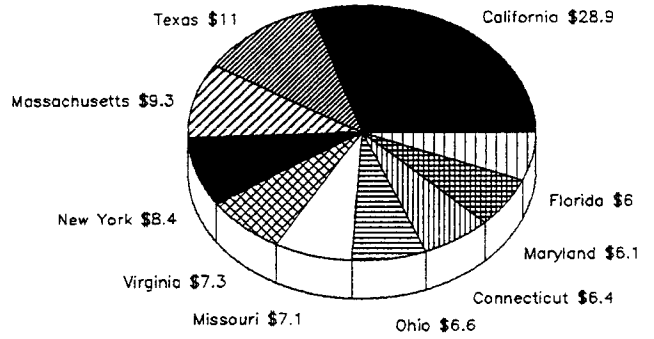
	DOLLARS (000)	PERCENT OF DOLLARS	DOLLAR RANK	RANK LAST FISCAL YEAR	RANK PER CAPITA
TOTAL FEDERAL	174,028,330	100.00			
Alabama	3,626,940	2.08	18	19	13
Alaska	709,470	.40	37	37	5
Arizona	2,438,363	1.40	24	21	21
Arkansas	412,178	.23	44	43	50
California	31,481,258	18.08	1	1	11
Colorado	4,126,193	2.37	14	12	6
Connecticut	3,315,806	1.90	19	10	12
Delaware	184,662	.10	49	49	43
District Of Columbia	4,134,663	2.37	13	15	1
Florida	7,137,955	4.10	6	8	24
Georgia	4,268,572	2.45	11	22	22
Hawaii	669,623	.38	38	38	23
Idaho	1,068,895	.61	33	35	10
Illinois	2,680,919	1.54	23	16	47
Indiana	1,692,290	.97	28	23	41
Iowa	631,805	.36	39	39	42
Kansas	1,067,421	.61	34	34	28
Kentucky	900,172	.51	36	29	46
Louisiana	2,119,494	1.21	25	25	26
Maine	1,360,107	.78	29	32	8
Maryland	7,716,196	4.43	4	6	3
Massachusetts	6,617,671	3.80	7	5	9
Michigan	2,934,051	1.68	21	24	37
Minnesota	1,747,491	1.00	27	28	33
Mississippi	3,025,267	1.73	20	26	7
Missouri	4,497,514	2.58	10	7	14
Montana	207,696	.11	47	48	45
Nebraska	534,070	.30	40	45	36
Nevada	896,620	.57	35	33	17
New Hampshire	460,865	.26	43	42	31
New Jersey	4,064,822	2.33	15	14	25
New Mexico	3,773,062	2.16	17	18	2
New York	7,521,604	4.32	5	4	30
North Carolina	2,027,394	1.16	26	27	40
North Dakota	197,744	.11	48	46	38
Ohio	4,644,858	2.66	9	9	29
Oklahoma	1,094,850	.62	32	36	35
Oregon	511,217	.29	41	41	49
Pennsylvania	4,758,660	2.73	8	13	32
Rhode Island	489,562	.28	42	44	27
South Carolina	2,930,332	1.68	22	20	16
South Dakota	215,734	.12	46	47	39
Tennessee	4,168,384	2.39	12	11	15
Texas	11,734,113	6.74	2	2	20
Utah	1,308,181	.75	31	30	19
Vermont	103,840	.05	51	51	48
Virginia	9,735,260	5.59	3	3	4
Washington	3,886,723	2.23	16	17	18
West Virginia	258,555	.14	45	45	51
Wisconsin	1,315,043	.75	30	31	44
Wyoming	161,399	.09	50	48	34
U.S. Outlying Areas	3,181,173	1.82			

**FEDERAL PROCUREMENT DATA SYSTEM
TOP 10 STATES BY PROCUREMENT FOR LAST 5 YEARS (Billions)
Actions Reported Individually on SF279**

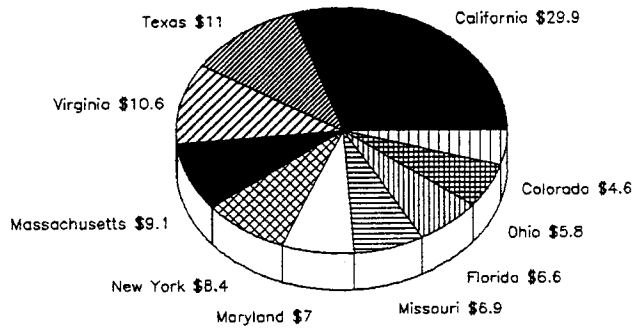
FISCAL YEAR 1988



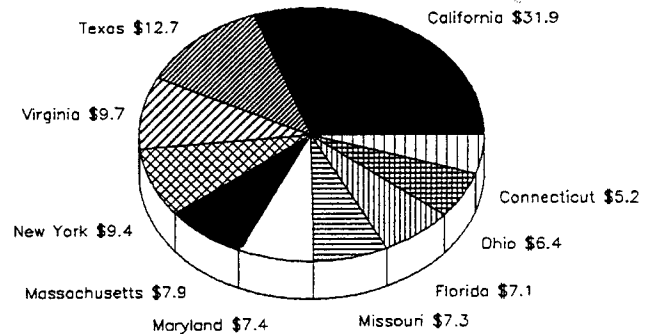
FISCAL YEAR 1989



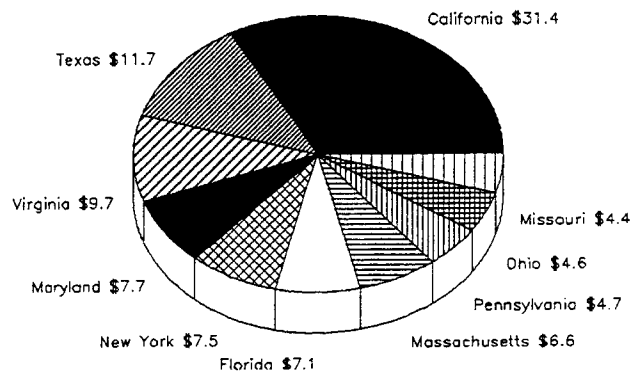
FISCAL YEAR 1990



FISCAL YEAR 1991



FISCAL YEAR 1992
(Year to Date)



FEDERAL PROCUREMENT DATA SYSTEM
FEDERAL PROCUREMENT DOLLARS FOR ALABAMA
 Fiscal Year 1992 to Date

Population 4,040,587
 Per Capita Procurement 898

Total Procurement By Place of Performance 3,626,940
 Rank Per Capita 13 Last Year 16

TOP FIVE COUNTIES					
NAME OF COUNTY	CIVILIAN AGENCIES		DEPARTMENT OF DEFENSE		TOTAL (000)
	SMALL DIS- ADVANTAGED (000)	OTHER (000)	SMALL DIS- ADVANTAGED (000)	OTHER (000)	
1. MADISON	19,648	1,280,176	169,484	990,234	2,459,542
2. JEFFERSON	1,912	156,537	602	88,927	247,978
3. COFFEE	0	4,992	8,100	169,204	182,296
4. MONTGOMERY	6,909	19,599	19,465	100,730	146,703
5. MOBILE	351	34,959	15,366	83,741	134,417
TOP FIVE AGENCIES WITH PLACE OF PERFORMANCE IN THIS STATE (000)					
1. DEPARTMENT OF DEFENSE					1,941,055
2. NATIONAL AERONAUTICS AND SPACE ADMINISTRATION					1,218,658
3. TENNESSEE VALLEY AUTHORITY					198,022
4. GENERAL SERVICES ADMINISTRATION					68,995
5. DEPARTMENT OF AGRICULTURE					67,015
TOP FIVE CONTRACTING OFFICES LOCATED IN THIS STATE (000)					
1 NASA, MARSHALL SPACE CENTER					3,114,897
2 ARMY, MISSILE CMD, REDSTONE ARSENAL					3,023,188
3 ARMY, STRATEGIC DEFENSE CMD, HUNTSVILLE					1,447,249
4 USA ENGINEER DISTRICT MOBILE					291,296
5 USAF, SSC/PK GUNTER ANNEX, MAXWELL AFB					194,715
TYPE OF PRODUCT OR SERVICE	SMALL BUSINESS (000)	LARGE BUSINESS (000)	STATE & LOCAL GOV'T (000)	NON- PROFIT & OTHER (000)	TOTAL (000)
R & D	295,486	296,127	20,640	32,856	645,109
Construction	145,858	336,905	0	0	482,763
Supplies & Equipment	260,557	1,152,165	54	9,658	1,422,434
Services	230,141	828,548	4,018	13,927	1,076,634
TOTAL	932,042	2,613,745	24,712	56,441	3,626,940
TOP CONTRACTORS PERFORMING IN THIS STATE					
CIVILIAN AGENCIES CONTRACTORS	DOLLARS (000)	DEPARTMENT OF DEFENSE CONTRACTORS	DOLLARS (000)		
1. BOEING COMPANY THE	531,606	1. UNITED TECHNOLOGIES CORP	243,532		
2. LOCKHEED CORPORATION	218,219	2. BOEING COMPANY THE	231,067		
3. ABB ASEA BROWN BOVERI LTD	75,248	3. TELEDYNE INC	93,552		
4. B&W NUCLEAR SERVICES CO	61,612	4. DYNCORP	84,583		
5. TELEDYNE INC	53,351	5. NICHOLS RESEARCH CORP	81,865		
6. B A M S I INC	40,218	6. PRECISION STANDARD INC	69,964		
7. MANAGEMENT SERVICES INC	26,266	7. COLSA INC	63,830		
8. BECHTEL GROUP INC	23,800	8. INTERGRAPH CORPORATION	63,036		
9. UNIVERSITY OF ALABAMA	22,601	9. CENTEX CORPORATION	58,400		
10. PAPER CORPORATION OF US	18,124	10. GENERAL MOTORS CORPORATION	53,077		

FEDERAL PROCUREMENT DATA SYSTEM
FEDERAL PROCUREMENT DOLLARS FOR ALASKA
 Fiscal Year 1992 to Date

Population 550,043 Total Procurement By Place of Performance 709,470
 Per Capita Procurement 1,290 Rank Per Capita 5 Last Year 6

TOP FIVE COUNTIES					
NAME OF COUNTY	CIVILIAN AGENCIES		DEPARTMENT OF DEFENSE		TOTAL (000)
	SMALL DIS- ADVANTAGED (000)	OTHER (000)	SMALL DIS- ADVANTAGED (000)	OTHER (000)	
1. ANCHORAGE	11,956	59,902	11,252	195,114	278,224
2. FAIRBANKS NORTH	370	51,054	14,207	44,594	110,225
3. YUKON-KOYUKUK	837	1,760	5,409	46,669	54,675
4. ALEUTIAN ISLAND	270	7,755	13,262	23,284	44,571
5. JUNEAU	95	23,442	1,726	483	25,746
TOP FIVE AGENCIES WITH PLACE OF PERFORMANCE IN THIS STATE (000)					
1. DEPARTMENT OF DEFENSE					383,725
2. DEPARTMENT OF HEALTH AND HUMAN SERVICES					148,893
3. DEPARTMENT OF TRANSPORTATION					52,043
4. DEPARTMENT OF THE INTERIOR					49,473
5. DEPARTMENT OF AGRICULTURE					34,335
TOP FIVE CONTRACTING OFFICES LOCATED IN THIS STATE (000)					
1 HHS, PUBLIC HEALTH SERVICE, ANCHORAGE					126,250
2 USAF, 3 CONS/LGC, ELMENDORF AFB					41,346
3 USAF, 3 CONS/LGCC, ELMENDORF AFB					37,350
4 ARMY, HQ 6TH INFANTRY, FT RICHARDSON					37,178
5 AGRI, FORREST SERVICE, JUNEAU					23,793
TYPE OF PRODUCT OR SERVICE	SMALL BUSINESS (000)	LARGE BUSINESS (000)	STATE & LOCAL GOVT (000)	NON- PROFIT & OTHER (000)	TOTAL (000)
R & D	126	5,302	932	2,148	8,508
Construction	68,475	53,172	21,911	424	143,982
Supplies & Equipment	28,416	24,846	1,045	4,932	59,239
Services	127,050	226,081	57,653	86,957	497,741
TOTAL	224,067	309,401	81,541	94,461	709,470
TOP CONTRACTORS PERFORMING IN THIS STATE					
CIVILIAN AGENCIES CONTRACTORS	DOLLARS (000)	DEPARTMENT OF DEFENSE CONTRACTORS	DOLLARS (000)		
1. YUKON-KUSKOKWIM HEALTH CORP	21,461	1. ALASCOM INC	81,409		
2. SOUTHEAST ALSK RGONAL HLTH CORP	20,132	2. FELEC SERVICES INC	43,297		
3. TANANA CHIEFS CONFERENCE	19,085	3. GENERAL ELECTRIC COMPANY	26,193		
4. VIC CONSTRUCTION	15,284	4. PIQUINIQ MANAGEMENT CORP	18,047		
5. MANIILAQ ASSOCIATION	14,727	5. MAPCO INC	14,019		
6. BRISTOL BAY AREA HEALTH CORP	14,303	6. HALLIBURTON COMPANY	13,295		
7. NORTON SOUND HEALTH CORP	13,788	7. RAYTHEON COMPANY	9,970		
8. PIQUINIQ MANAGEMENT CORP	9,845	8. JACOBS ENGINEERING GROUP INC	9,603		
9. UNIVERSITY OF ALASKA	8,545	9. SLANA ENERGY	7,706		
10. SOUTH COAST INC	7,145	10. AM MECH INC & AOKI BROS CON JV	7,458		

FEDERAL PROCUREMENT DATA SYSTEM
FEDERAL PROCUREMENT DOLLARS FOR ARIZONA
 Fiscal Year 1992 to Date

Population 3,666,228
 Per Capita Procurement 665

Total Procurement By Place of Performance 2,438,363
 Rank Per Capita 21 Last Year 17

TOP FIVE COUNTIES					
NAME OF COUNTY	CIVILIAN AGENCIES		DEPARTMENT OF DEFENSE		TOTAL (000)
	SMALL DIS- ADVANTAGED (000)	OTHER (000)	SMALL DIS- ADVANTAGED (000)	OTHER (000)	
1. MARICOPA	4,412	211,552	18,703	881,050	1,115,717
2. PIMA	3,825	70,895	5,485	727,403	807,608
3. COCHISE	6,749	2,553	35,567	177,859	222,728
4. LA PAZ	534	50,909	10,273	32,437	94,153
5. PINAL	1,070	24,834	0	29,862	55,766
TOP FIVE AGENCIES WITH PLACE OF PERFORMANCE IN THIS STATE (000)					
1. DEPARTMENT OF DEFENSE					1,936,401
2. DEPARTMENT OF THE INTERIOR					216,050
3. DEPARTMENT OF JUSTICE					52,651
4. DEPARTMENT OF HEALTH AND HUMAN SERVICES					44,603
5. DEPARTMENT OF TRANSPORTATION					40,790
TOP FIVE CONTRACTING OFFICES LOCATED IN THIS STATE (000)					
1 ARMY, USA INFO SYSTEMS CMD, FT HUACHUCA					142,706
2 INTERIOR, BUR OF RECLAMATION, PHOENIX					136,609
3 ARMY, ACQUISITION MGT, FT HUACHUCA					88,051
4 ARMY, YUMA PROVING GROUND					54,468
5 USAF, 82 SPTG/LGC, WILLIAMS AFB					27,638
TYPE OF PRODUCT OR SERVICE	SMALL BUSINESS (000)	LARGE BUSINESS (000)	STATE & LOCAL GOVT (000)	NON- PROFIT & OTHER(000)	TOTAL (000)
R & D	59,346	205,426	7,636	11,729	284,137
Construction	138,273	157,349	7,202	859	303,683
Supplies & Equipment	50,601	1,102,718	465	123,639	1,277,423
Services	180,826	318,813	46,778	26,703	573,120
TOTAL	429,046	1,784,306	62,081	162,930	2,438,363
TOP CONTRACTORS PERFORMING IN THIS STATE					
CIVILIAN AGENCIES CONTRACTORS	DOLLARS (000)	DEPARTMENT OF DEFENSE CONTRACTORS		DOLLARS (000)	
1. PPATHI	42,727	1. GENERAL MOTORS CORPORATION		672,516	
2. EBASCO CONST/LOSINGER USA JV	40,000	2. MOTOROLA INC		270,144	
3. ALLIED-SIGNAL INC	25,612	3. MCDONNELL DOUGLAS CORPORATION		252,438	
4. J A JONES CONSTRUCTION CO	24,700	4. ALLIED-SIGNAL INC		100,256	
5. GARDNER-ZEMKE COMPANY	13,631	5. SPACE DATA CORPORATION		76,597	
6. TELEDYNE INC	12,514	6. UNISYS CORPORATION		48,426	
7. CONSORTIUM FOR INTL DEV	10,828	7. TALLEY INDUSTRIES INC		41,060	
8. NAVAJO TRIBAL COUNCIL	10,558	8. SCIENCE APPLICATIONS INTL CORP		28,775	
9. AMES CONSTRUCTION INC	9,757	9. DYNACORP		28,068	
10. UNIVERSITY OF ARIZONA	9,738	10. SUNDT CORPORATION		20,113	

FEDERAL PROCUREMENT DATA SYSTEM
FEDERAL PROCUREMENT DOLLARS FOR ARKANSAS
 Fiscal Year 1992 to Date

Population 2,350,725
 Per Capita Procurement 175

Total Procurement By Place of Performance 412,178
 Rank Per Capita 50 Last Year 18

TOP FIVE COUNTIES					
NAME OF COUNTY	CIVILIAN AGENCIES		DEPARTMENT OF DEFENSE		TOTAL (000)
	SMALL DIS- ADVANTAGED (000)	OTHER (000)	SMALL DIS- ADVANTAGED (000)	OTHER (000)	
1. PULASKI	2,775	30,182	7,515	61,440	101,912
2. CALHOUN	0	0	0	42,327	42,327
3. ARKANSAS	243	21,569	1,423	9,278	32,513
4. JEFFERSON	634	5,529	2,653	20,905	29,721
5. OUACHITA	0	118	19,457	9,946	29,521
TOP FIVE AGENCIES WITH PLACE OF PERFORMANCE IN THIS STATE (000)					
1. DEPARTMENT OF DEFENSE					292,306
2. DEPARTMENT OF AGRICULTURE					49,068
3. GENERAL SERVICES ADMINISTRATION					21,172
4. ENVIRONMENTAL PROTECTION AGENCY					13,878
5. DEPARTMENT OF VETERANS AFFAIRS					11,450
TOP FIVE CONTRACTING OFFICES LOCATED IN THIS STATE (000)					
1 USA ENGINEER DISTR LITTLE ROCK					29,825
2 ARMY, PINE BLUFF ARSENAL, PINE BLUFF					27,655
3 USAF, 314 CONC/LGC, LITTLE ROCK					25,799
4 USA ENGINEER DISTR LITTLE ROCK					19,911
5 HHS, FOOD AND DRUG ADMIN, JEFFERSON					12,954
TYPE OF PRODUCT OR SERVICE	SMALL BUSINESS (000)	LARGE BUSINESS (000)	STATE & LOCAL GOV'T (000)	NON- PROFIT & OTHER (000)	TOTAL (000)
R & D	336	1,802	361	608	3,107
Construction	54,681	26,852	3	715	82,251
Supplies & Equipment	53,207	127,495	41	1,839	182,582
Services	28,379	98,547	3,329	13,983	144,238
TOTAL	136,603	254,696	3,734	17,145	412,178
TOP CONTRACTORS PERFORMING IN THIS STATE					
CIVILIAN AGENCIES CONTRACTORS	DOLLARS (000)	DEPARTMENT OF DEFENSE CONTRACTORS		DOLLARS (000)	
1. RICELAND FOODS INC	20,966	1. GENERAL DYNAMICS CORPORATION		42,104	
2. LEACH COMPANY INC	12,559	2. AMERICAN FUEL CELL CTD		20,103	
3. URS CONSULTANTS INC	10,035	3. BIG BEAR OIL CO INC		19,457	
4. CARGILL INCORPORATED	4,543	4. CAE LINK CORP		17,004	
5. BULKLEY DUNTON	4,500	5. VALMAC INDUSTRIES INC		19,752	
6. BIONETICS CORP	3,259	6. BDM HOLDINGS INC		10,211	
7. CAREER SYSTEMS DEL CORP	3,186	7. MUNRO & COMPANY INC		6,206	
8. FLYNCO INC	2,653	8. HALLIBURTON COMPANY		6,090	
9. ALLEN CANNING COMPANY	2,404	9. ENTERGY CORPORATION		5,934	
10. XEROX CORPORATION	2,269	10. LTV CORPORATION		5,467	

FEDERAL PROCUREMENT DATA SYSTEM
FEDERAL PROCUREMENT DOLLARS FOR CALIFORNIA
 Fiscal Year 1992 to Date

Population 29,760,021
 Per Capita Procurement 1,058

Total Procurement By Place of Performance 31,481,258
 Rank Per Capita 11 Last Year 10

TOP FIVE COUNTIES					
NAME OF COUNTY	CIVILIAN AGENCIES		DEPARTMENT OF DEFENSE		TOTAL (000)
	SMALL DIS- ADVANTAGED (000)	OTHER (000)	SMALL DIS- ADVANTAGED (000)	OTHER (000)	
1. LOS ANGELES	30,782	3,050,634	97,264	10,704,070	13,882,750
2. SANTA CLARA	21,875	857,825	26,491	2,804,287	3,710,478
3. ORANGE	22,481	928,212	25,693	2,233,488	3,209,874
4. SAN DIEGO	111,582	281,237	141,518	2,338,449	2,872,786
5. ALAMEDA	11,787	1,557,924	16,849	228,214	1,814,774
TOP FIVE AGENCIES WITH PLACE OF PERFORMANCE IN THIS STATE (000)					
1. DEPARTMENT OF DEFENSE					23,451,120
2. NATIONAL AERONAUTICS AND SPACE ADMINISTRATION					4,232,406
3. DEPARTMENT OF ENERGY					2,143,250
4. GENERAL SERVICES ADMINISTRATION					370,372
5. DEPARTMENT OF VETERANS AFFAIRS					280,720
TOP FIVE CONTRACTING OFFICES LOCATED IN THIS STATE (000)					
1 ENERGY, SAN FRANCISCO OPERATIONS OFFICE					1,760,533
2 NASA, JET PROPULSION LAB, PASADENA					1,263,705
3 USAF, SMC/PKY, LOS ANGELES					1,075,635
4 USAF, BALLISTIC MISSILE OFC, NORTON AFB					549,614
5 NASA, AMES RESEARCH CTR, MOFFETT FIELD					431,665
TYPE OF PRODUCT OR SERVICE	SMALL BUSINESS (000)	LARGE BUSINESS (000)	STATE & LOCAL GOV'T (000)	NON- PROFIT & OTHER (000)	TOTAL (000)
R & D	445,150	6,452,381	355,853	1,846,631	9,100,015
Construction	737,211	623,462	0	3,814	1,364,487
Supplies & Equipment	1,003,207	11,842,401	1,205	743,651	13,590,464
Services	1,264,321	4,609,631	1,314,374	237,966	7,426,292
TOTAL	3,449,889	23,527,875	1,671,432	2,832,062	31,481,258
TOP CONTRACTORS PERFORMING IN THIS STATE					
CIVILIAN AGENCIES CONTRACTORS	DOLLARS (000)	DEPARTMENT OF DEFENSE CONTRACTORS		DOLLARS (000)	
1. UNIVERSITY OF CALIFORNIA	1,449,207	1. NORTHROP CORPORATION	4,492,739		
2. ROCKWELL INTERNATIONAL CORP	1,226,757	2. GENERAL MOTORS CORPORATION	2,067,744		
3. CALIFORNIA INST OF TECHNOLOGY	1,231,334	3. MCDONNELL DOUGLAS CORPORATION	1,873,354		
4. MCDONNELL DOUGLAS CORPORATION	776,471	4. LOCKHEED CORPORATION	1,585,748		
5. BECHTEL CORPORATION	213,158	5. TRW INC	784,903		
6. STANFORD LELAND JUNIOR UNIV	211,234	6. ROCKWELL INTERNATIONAL CORP	777,079		
7. TRW INC	203,170	7. FOUNDATION HEALTH CORPORATION	761,262		
8. LORAL CORPORATION	94,943	8. GENERAL DYNAMICS CORPORATION	624,057		
9. LOCKHEED CORPORATION	79,763	9. SCIENCE APPLICATIONS INTL CORP	394,974		
10. CEGA	71,260	10. LITTON INDUSTRIES INC	380,366		

FEDERAL PROCUREMENT DATA SYSTEM
FEDERAL PROCUREMENT DOLLARS FOR COLORADO
 Fiscal Year 1992 to Date

Population 3,294,394
 Per Capita Procurement 1,252

Total Procurement By Place of Performance 4,126,193
 Rank Per Capita 6 Last Year 8

TOP FIVE COUNTIES					
NAME OF COUNTY	CIVILIAN AGENCIES		DEPARTMENT OF DEFENSE		TOTAL (000)
	SMALL DIS-ADVANTAGED (000)	OTHER (000)	SMALL DIS-ADVANTAGED (000)	OTHER (000)	
1. DENVER	10,597	191,467	14,456	1,431,602	1,648,122
2. JEFFERSON	36,303	977,008	578	38,438	1,052,327
3. EL PASO	1,079	7,119	46,280	520,772	575,250
4. ARAPAHOE	679	112,953	7,156	149,050	269,838
5. BOULDER	7,718	84,923	103	135,784	228,528
TOP FIVE AGENCIES WITH PLACE OF PERFORMANCE IN THIS STATE (000)					
1. DEPARTMENT OF DEFENSE					2,468,116
2. DEPARTMENT OF ENERGY					1,021,925
3. DEPARTMENT OF THE INTERIOR					203,633
4. NATIONAL AERONAUTICS AND SPACE ADMINISTRATION					175,250
5. GENERAL SERVICES ADMINISTRATION					99,883
TOP FIVE CONTRACTING OFFICES LOCATED IN THIS STATE (000)					
1 DOD, CIV HLTH&MED PROG/UNIFORM SVC, AURORA					1,075,980
2 ENERGY, ROCKY FLATS OFFICE, GOLDEN					755,497
3 USAF, 21ST CONS/LGC SPACE CMD, PETERSON AFB					249,891
4 ENERGY, WESTERN POWER ADMIN, GOLDEN					147,722
5 INTERIOR, FISH & WILDLIFE, LAKEWOOD					75,572
TYPE OF PRODUCT OR SERVICE	SMALL BUSINESS (000)	LARGE BUSINESS (000)	STATE & LOCAL GOV'T (000)	NON-PROFIT & OTHER (000)	TOTAL (000)
R & D	26,453	1,815,480	7,214	149,391	1,998,538
Construction	168,546	76,572	4,122	0	249,240
Supplies & Equipment	100,746	202,499	58	4,509	307,812
Services	238,055	1,301,418	3,235	27,895	1,570,603
TOTAL	533,800	3,395,969	14,629	181,795	4,126,193
TOP CONTRACTORS PERFORMING IN THIS STATE					
CIVILIAN AGENCIES CONTRACTORS	DOLLARS (000)	DEPARTMENT OF DEFENSE CONTRACTORS		DOLLARS (000)	
1. EG&G INC	697,678	1. MARTIN MARIETTA CORPORATION		1,479,573	
2. MIDWEST RESEARCH INSTITUTE	138,017	2. LORAL CORPORATION		101,923	
3. MARTIN MARIETTA CORPORATION	90,723	3. INTERNATIONAL BUS MCHS CORP		93,372	
4. CHEM-NUCLEAR GEOTECH INC	63,836	4. FORD MOTOR COMPANY		88,994	
5. WACKENHUT CORPORATION	51,348	5. RAYTHEON COMPANY		46,407	
6. BALL CORPORATION	49,346	6. KAMAN SCIENCE CORP		28,998	
7. WASTE MANAGEMENT INC	31,453	7. FLIGHT SAFETY INTERNATIONAL		20,355	
8. ORBITAL SCIENCES CORPORATION	29,578	8. UNITED ENGINEERS & CONTRACTORS		18,611	
9. DAWSON CONSTRUCTION COMPANY	24,357	9. CONTEL CORPORATION		18,134	
10. UTE MOUNTAIN UTE TRIBE	22,085	10. G E JOHNSON CONSTRUCTION CO		16,618	

FEDERAL PROCUREMENT DATA SYSTEM
FEDERAL PROCUREMENT DOLLARS FOR CONNECTICUT
 Fiscal Year 1992 to Date

Population 3,287,166
 Per Capita Procurement 1,009

Total Procurement By Place of Performance 3,315,806
 Rank Per Capita 12 Last Year 4

TOP FIVE COUNTIES					
NAME OF COUNTY	CIVILIAN AGENCIES		DEPARTMENT OF DEFENSE		TOTAL (000)
	SMALL DIS-ADVANTAGED (000)	OTHER (000)	SMALL DIS-ADVANTAGED (000)	OTHER (000)	
1. FAIRFIELD	470	83,632	5,544	1,781,466	1,871,112
2. NEW LONDON	3,556	10,429	5,897	726,866	746,748
3. HARTFORD	1,098	105,446	9,050	396,413	512,007
4. NEW HAVEN	2,376	26,761	136	81,246	110,519
5. LITCHFIELD	0	446	0	36,547	36,993

TOP FIVE AGENCIES WITH PLACE OF PERFORMANCE IN THIS STATE (000)	
1. DEPARTMENT OF DEFENSE	3,077,469
2. NATIONAL AERONAUTICS AND SPACE ADMINISTRATION	72,265
3. DEPARTMENT OF VETERANS AFFAIRS	40,977
4. DEPARTMENT OF ENERGY	23,296
5. DEPARTMENT OF HEALTH AND HUMAN SERVICES	21,310

TOP FIVE CONTRACTING OFFICES LOCATED IN THIS STATE (000)	
1 VA MEDICAL CTR, WEST HAVEN	16,694
2 TRANSPORTATION, COAST GUARD, NEW LONDON	12,327
3 ARMY, USPFO FOR CONNECTICUT, HARTFORD	4,873
4 VA MEDICAL CTR, NEWINGTON	2,884
5 AGRI, SOIL CONSERVATION SVC, STORRS	2,106

TYPE OF PRODUCT OR SERVICE	SMALL BUSINESS (000)	LARGE BUSINESS (000)	STATE & LOCAL GOV'T (000)	NON-PROFIT & OTHER (000)	TOTAL (000)
R & D	43,303	206,578	2,145	3,633	255,659
Construction	39,500	14,092	0	0	53,592
Supplies & Equipment	187,353	2,091,997	0	45,910	2,325,260
Services	49,312	607,720	3,229	21,034	681,295
TOTAL	319,468	2,920,387	5,374	70,577	3,315,806

TOP CONTRACTORS PERFORMING IN THIS STATE			
CIVILIAN AGENCIES CONTRACTORS	DOLLARS (000)	DEPARTMENT OF DEFENSE CONTRACTORS	DOLLARS (000)
1. UNITED TECHNOLOGIES CORP	58,114	1. UNITED TECHNOLOGIES CORP	1,760,139
2. PHILIPS ELECTRONICS NV	16,100	2. GENERAL DYNAMICS CORPORATION	542,465
3. ENERGY RESEARCH CORPORATION	12,989	3. TEXTRON INC	86,264
4. GENERAL MOTORS CORPORATION	11,695	4. ANALYSIS & TECHNOLOGY INC	54,570
5. ABB ASEA BROWN BOVERI INC	8,854	5. GENERAL MOTORS CORPORATION	49,381
6. CLARENDON LTD	5,481	6. E M I HOLDING CORP	26,507
7. PHH CORPORATION	4,430	7. SONALYSTS INC	19,516
8. YALE UNIVERSITY	3,849	8. MILES INC	18,530
9. NEWFIELD CONSTRUCTION CO INC	3,826	9. HOWMET CORPORATION	18,046
10. ARA GROUP INC	3,495	10. PHH CORPORATION	16,787

FEDERAL PROCUREMENT DATA SYSTEM
FEDERAL PROCUREMENT DOLLARS FOR DELAWARE
 Fiscal Year 1992 to Date

Population 66,1680
 Per Capita Procurement 277

Total Procurement By Place of Performance 184,662
 Rank Per Capita 43 Last Year 46

TOP FIVE COUNTIES					
NAME OF COUNTY	CIVILIAN AGENCIES		DEPARTMENT OF DEFENSE		TOTAL (000)
	SMALL DIS- ADVANTAGED (000)	OTHER (000)	SMALL DIS- ADVANTAGED (000)	OTHER (000)	
1. KENT	0	1,388	6,228	74,385	82,001
2. NEW CASTLE	454	77,045	578	23,140	101,217
3. SUSSEX	0	1,206	67	171	1,444
4.					
5.					
TOP FIVE AGENCIES WITH PLACE OF PERFORMANCE IN THIS STATE (000)					
1. DEPARTMENT OF DEFENSE					104,569
2. GENERAL SERVICES ADMINISTRATION					63,975
3. DEPARTMENT OF VETERANS AFFAIRS					6,911
4. ENVIRONMENTAL PROTECTION AGENCY					2,305
5. DEPARTMENT OF JUSTICE					1,878
TOP FIVE CONTRACTING OFFICES LOCATED IN THIS STATE (000)					
1 USAF, 436 CONS/LGC, DOVER AFB					34,840
2 VA MEDICAL/RO CTR, WILMINGTON					7,173
3 ARMY, USPFO FOR DELAWARE, NEW CASTLE					216
4 AGRI, FARMERS HOME ADMIN, DOVER					126
5					
TYPE OF PRODUCT OR SERVICE	SMALL BUSINESS (000)	LARGE BUSINESS (000)	STATE & LOCAL GOV'T (000)	NON- PROFIT & OTHER (000)	TOTAL (000)
R & D	3,035	5,021	128	1,130	9,314
Construction	12,037	4,787	0	0	16,824
Supplies & Equipment	16,992	110,455	16	196	127,659
Services	7,043	8,116	244	15,462	30,865
TOTAL	39,107	128,379	388	16,788	184,662
TOP CONTRACTORS PERFORMING IN THIS STATE					
CIVILIAN AGENCIES CONTRACTORS	DOLLARS (000)	DEPARTMENT OF DEFENSE CONTRACTORS		DOLLARS (000)	
1. ICI AMERICNA HOLDINGS	4,515	1. I L C INDUSTRIES DELAWARE	32,664		
2. DU PONT E I DE NEMOURS	2,598	2. DU PONT E I DE NEMOURS	7,307		
3. COMMONWEALTH CONSTRUCTION CO	909	3. CAESAR RODNEY SCH DIST	6,601		
4. BAIRNCO CORPORATION	891	4. GENERAL CLOTHING COMPANY	5,742		
5. OGDEN CORPORATION	829	5. J&K DISTRIBUTORS INC	3,844		
6. CH2M HILL	785	6. ALLOY SURFACES CO	3,106		
7. ICF INC	716	7. DOVER CITY OF	2,856		
8. MCD FOUNDATION	606	8. ICI AMERICNA HOLDINGS	2,501		
9. MARINE CONTRACTING CORP	487	9. IMPERIAL CHEMICAL INDUSTRIES	2,081		
10. NCALL RESEARCH INC	399	10. BASIL FRANK E INC	1,976		

FEDERAL PROCUREMENT DATA SYSTEM
FEDERAL PROCUREMENT DOLLARS FOR DISTRICT OF COLUMBIA
 Fiscal Year 1992 to Date

Population 605,900
 Per Capita Procurement 6,824

Total Procurement By Place of Performance 4,134,663
 Rank Per Capita 1 Last Year 1

TOP FIVE COUNTIES					
NAME OF COUNTY	CIVILIAN AGENCIES		DEPARTMENT OF DEFENSE		TOTAL (000)
	SMALL DIS-ADVANTAGED (000)	OTHER (000)	SMALL DIS-ADVANTAGED (000)	OTHER (000)	
1. DISTRICT OF COL	479,378	2,222,658	103,910	1,328,717	4,134,663
2.					
3.					
4.					
5.					

TOP FIVE AGENCIES WITH PLACE OF PERFORMANCE IN THIS STATE (000)	
1. DEPARTMENT OF DEFENSE	1,432,627
2. GENERAL SERVICES ADMINISTRATION	560,637
3. DEPARTMENT OF THE TREASURY	463,413
4. DEPARTMENT OF JUSTICE	331,742
5. DEPARTMENT OF TRANSPORTATION	184,171

TOP FIVE CONTRACTING OFFICES LOCATED IN THIS STATE (000)	
1 NAVY, NAVAL SEA SYSTEMS COMMAND	4,181,245
2 NAVY, NAVAL SEA SYSTEMS COMMAND	3,332,945
3 NAVY, STRATEGIC SYSTEMS PROJECT OFC	2,206,450
4 NAVY, NAVAL AIR SYSTEMS COMMAND	1,610,173
5 NAVY, NAVAL SEA SYSTEMS COMMAND	1,355,803

TYPE OF PRODUCT OR SERVICE	SMALL BUSINESS (000)	LARGE BUSINESS (000)	STATE & LOCAL GOV'T (000)	NON-PROFIT & OTHER (000)	TOTAL (000)
R & D	40,551	55,459	160	108,320	204,490
Construction	119,171	69,589	191	0	188,951
Supplies & Equipment	166,270	342,510	953	2,994	512,727
Services	950,083	2,086,013	2,542	189,857	3,228,495
TOTAL	1,276,075	2,553,571	3,846	301,171	4,134,663

TOP CONTRACTORS PERFORMING IN THIS STATE			
CIVILIAN AGENCIES CONTRACTORS	DOLLARS (000)	DEPARTMENT OF DEFENSE CONTRACTORS	DOLLARS (000)
1. CINCINNATI BELL INC	56,059	1. AMERICAN TELEPHONE & TELG CO	483,217
2. COMPUTER SCIENCES CORPORATION	68,925	2. SEA LAND SERVICES INC	143,314
3. EBON RESEARCH SYSTEMS CO	56,059	3. MARTIN MARIETTA CORPORATION	104,440
4. JOINT OCNGRAPHIC INSTITUTIONS	45,158	4. WATERMAN STEAMSHIP CORPORATION	77,410
5. NATIONAL ACADEMY SCIENCES USA	43,718	5. SHORE MANAGEMENT INC	43,537
6. POTOMAC ELECTRIC PWR COMPANY	41,245	6. COMMUNICATIONS SATELLITE CORP	32,194
7. SPACEHAB INC	37,886	7. ATLANTIC RICHFIELD COMPANY	31,773
8. DIGITAL EQUIPMENT CORPORATION	33,200	8. HARNISCHFEGER INDUSTRIES INC	28,593
9. BELL ALTANTIC CORPORATION	32,775	9. GROUP HOSPITALIZATION MED SVCS	20,114
10. AMERICAN TELEPHONE & TELG CO	32,584	10. CORMORANT SHIPHOLDING CORP	19,634

FEDERAL PROCUREMENT DATA SYSTEM
FEDERAL PROCUREMENT DOLLARS FOR FLORIDA
 Fiscal Year 1992 to Date

Population 12,937,928
 Per Capita Procurement 552

Total Procurement By Place of Performance 7,137,955
 Rank Per Capita 24 Last Year 26

TOP FIVE COUNTIES					
NAME OF COUNTY	CIVILIAN AGENCIES		DEPARTMENT OF DEFENSE		TOTAL (000)
	SMALL DIS- ADVANTAGED (000)	OTHER (000)	SMALL DIS- ADVANTAGED (000)	OTHER (000)	
1. BREVARD	10,875	1,424,347	36,502	938,025	2,409,749
2. PALM BEACH	106	97,314	154	962,926	1,060,500
3. ORANGE	3,121	9,677	19,932	773,266	805,996
4. PINELLAS	1,075	170,655	1,187	425,438	598,355
5. DADE	10,729	148,151	12,336	227,452	398,668
TOP FIVE AGENCIES WITH PLACE OF PERFORMANCE IN THIS STATE (000)					
1. DEPARTMENT OF DEFENSE					4,983,705
2. NATIONAL AERONAUTICS AND SPACE ADMINISTRATION					1,485,725
3. DEPARTMENT OF ENERGY					138,570
4. GENERAL SERVICES ADMINISTRATION					120,924
5. DEPARTMENT OF TRANSPORTATION					101,328
TOP FIVE CONTRACTING OFFICES LOCATED IN THIS STATE (000)					
1 NASA, KENNEDY SPACE CENTER					1,398,382
2 NAVY, TRAINING SYSTEMS CTR, ORLANDO					664,267
3 USAF, 45TH CONS/PK BASE CONT, PATRICK AFB					262,153
4 USA ENGINEER DIST JACKSONVILLE					185,821
5 USAF, 45TH CONS/PK - ESMC/PM-C, PATRICK AFB					120,763
TYPE OF PRODUCT OR SERVICE	SMALL BUSINESS (000)	LARGE BUSINESS (000)	STATE & LOCAL GOV'T (000)	NON- PROFIT & OTHER (000)	TOTAL (000)
R & D	66,209	967,820	2,611	97,277	1,133,917
Construction	297,306	245,148	0	0	542,454
Supplies & Equipment	292,746	1,933,293	184	392,793	2,619,016
Services	435,726	2,309,188	25,454	72,200	2,842,568
TOTAL	1,091,987	5,455,449	28,249	562,270	7,137,955
TOP CONTRACTORS PERFORMING IN THIS STATE					
CIVILIAN AGENCIES CONTRACTORS	DOLLARS (000)	DEPARTMENT OF DEFENSE CONTRACTORS		DOLLARS (000)	
1. LOCKHEED CORPORATION	599,213	1. UNITED TECHNOLOGIES CORP	940,186		
2. ROCKWELL INTERNATIONAL CORP	219,951	2. MARTIN MARIETTA CORPORATION	388,253		
3. EG&G INC	194,107	3. MCDONNELL DOUGLAS CORPORATION	370,368		
4. MARTIN MARIETTA CORPORATION	116,632	4. GENERAL ELECTRIC COMPANY	267,975		
5. HARRIS CORPORATION	101,894	5. OLIN CORPORATION	252,514		
6. NORTHERN TELECOM INC DEL	52,000	6. HARRIS CORPORATION	212,398		
7. COGEFAR-IMPRESIT USA INC	47,242	7. JOHNSON CONTROLS INC	204,760		
8. METRIC CONSTRUCTORS INC	35,596	8. COMPUTER SCIENCES CORPORATION	120,725		
9. CARGILL INCORPORATED	24,842	9. HONEYWELL INC	113,305		
10. BOEING COMPANY THE	23,529	10. E-SYSTEMS INC	85,746		

FEDERAL PROCUREMENT DATA SYSTEM
FEDERAL PROCUREMENT DOLLARS FOR GEORGIA
 Fiscal Year 1992 to Date

Population 6,478,216
 Per Capita Procurement 659

Total Procurement By Place of Performance 4,268,572
 Rank Per Capita 22 Last Year 36

TOP FIVE COUNTIES					
NAME OF COUNTY	CIVILIAN AGENCIES		DEPARTMENT OF DEFENSE		TOTAL (000)
	SMALL DIS- ADVANTAGED (000)	OTHER (000)	SMALL DIS- ADVANTAGED (000)	OTHER (000)	
1. COBB	683	14,132	4,051	2,505,238	2,524,104
2. DE KALB	14,079	175,069	4,767	200,579	394,494
3. CHATHAM	4	37,915	604	320,728	359,251
4. GWINNETT	3,682	19,105	1,489	133,937	158,213
5. HOUSTON	0	2,808	8,888	104,088	115,784
TOP FIVE AGENCIES WITH PLACE OF PERFORMANCE IN THIS STATE (000)					
1. DEPARTMENT OF DEFENSE					3,781,919
2. GENERAL SERVICES ADMINISTRATION					119,076
3. DEPARTMENT OF VETERANS AFFAIRS					73,354
4. DEPARTMENT OF AGRICULTURE					51,491
5. DEPARTMENT OF THE TREASURY					43,136
TOP FIVE CONTRACTING OFFICES LOCATED IN THIS STATE (000)					
1 USAF, ALC/LFK, ROBINS AFB					422,855
2 USAF, ALC/LMK, ROBINS AFB					403,802
3 USAF, ALC/LUK, ROBINS AFB					180,041
4 USAF, ALC/LKK, ROBINS AFB					168,586
5 GSA, PUBLIC BLDG SVCS, ATLANTA					147,219
TYPE OF PRODUCT OR SERVICE	SMALL BUSINESS (000)	LARGE BUSINESS (000)	STATE & LOCAL GOV'T (000)	NON- PROFIT & OTHER (000)	TOTAL (000)
R & D	14,860	1,319,533	1,845	41,617	1,377,855
Construction	130,867	96,779	0	98	227,744
Supplies & Equipment	111,322	1,726,390	740	52,917	1,891,369
Services	221,239	484,159	3,205	63,001	771,604
TOTAL	478,288	3,626,861	5,790	157,633	4,268,572
TOP CONTRACTORS PERFORMING IN THIS STATE					
CIVILIAN AGENCIES CONTRACTORS	DOLLARS (000)	DEPARTMENT OF DEFENSE CONTRACTORS		DOLLARS (000)	
1. CADDELL CONSTRUCTION CO INC	37,796	1. LOCKHEED CORPORATION		2,484,231	
2. MANAGEMENT AND TRAINING CORP	34,074	2. MONTECATINI EDISON SPA IN ABBR		197,468	
3. UTILITECH INCORPORATED	29,000	3. ROCKWELL INTERNATIONAL CORP		120,122	
4. STEVENS INDUSTRIES INC	24,705	4. GULFSTREAM AEROSPACE CORP		102,602	
5. AMERICAN TELEPHONE & TELG CO	19,623	5. JOHNSON CONTROLS INC		62,889	
6. UNIVERSITY OF GA RES FOUNDATION	10,921	6. GEORGIA TECH RESEARCH CORP		45,313	
7. COKER CORPORATION	7,612	7. SOUTHERN COMPANY INC		36,574	
8. SOUTHERN COMPANY INC	6,228	8. JERED BROWN BROTHERS INC		28,336	
9. ARA GROUP INC	6,143	9. CUMMINS ENGINE COMPANY INC		25,369	
10. CRIDER'S INC	5,899	10. GOODYEAR TIRE & RUBBER CO THE		21,016	

FEDERAL PROCUREMENT DATA SYSTEM
FEDERAL PROCUREMENT DOLLARS FOR HAWAII
 Fiscal Year 1992 to Date

Population 1,108,229
 Per Capita Procurement 604

Total Procurement By Place of Performance 669,623
 Rank Per Capita 23 Last Year 23

TOP FIVE COUNTIES					
NAME OF COUNTY	CIVILIAN AGENCIES		DEPARTMENT OF DEFENSE		TOTAL (000)
	SMALL DIS- ADVANTAGED (000)	OTHER (000)	SMALL DIS- ADVANTAGED (000)	OTHER (000)	
1. HONOLULU	5,941	42,930	129,755	436,463	615,089
2. MAUI	161	7,912	97	22,380	30,550
3. HAWAII	191	713	1,825	22,868	25,597
4. KAUAI	178	444	345	-2,580	-1,613
5.					
TOP FIVE AGENCIES WITH PLACE OF PERFORMANCE IN THIS STATE (000)					
1. DEPARTMENT OF DEFENSE					611,153
2. DEPARTMENT OF TRANSPORTATION					11,213
3. GENERAL SERVICES ADMINISTRATION					10,690
4. DEPARTMENT OF AGRICULTURE					9,501
5. DEPARTMENT OF LABOR					7,256
TOP FIVE CONTRACTING OFFICES LOCATED IN THIS STATE (000)					
1 ARMY, SUPPORT COMMAND, FT SHAFTER					173,817
2 USA ENGINEER DIST HONOLULU					129,526
3 NAVY, NAVAL SUPPLY CTR, PEARL HARBOR					44,602
4 USAF, 15 CONS/LGC, HICKAM AFB					37,204
5 ARMY, TRIPLER ARMY MEDICAL CTR					12,055
TYPE OF PRODUCT OR SERVICE	SMALL BUSINESS (000)	LARGE BUSINESS (000)	STATE & LOCAL GOV'T (000)	NON- PROFIT & OTHER (000)	TOTAL (000)
R & D	11,085	884	4,143	2,663	18,775
Construction	125,634	79,365	0	0	204,999
Supplies & Equipment	12,260	91,653	303	237	104,453
Services	108,511	219,006	2,792	11,087	341,396
TOTAL	257,490	390,908	7,238	13,987	669,623
TOP CONTRACTORS PERFORMING IN THIS STATE					
CIVILIAN AGENCIES CONTRACTORS	DOLLARS (000)	DEPARTMENT OF DEFENSE CONTRACTORS	DOLLARS (000)		
1. MAUI LAND & PINEAPPLE CO INC	7,561	1. NOVA GROUP INC	54,497		
2. PACIFIC EDUCATIONAL FOUNDATION	7,203	2. BROKEN HILL PROPRIETARY CO LTD	48,015		
3. UNIVERSITY OF HAWAII	6,785	3. HAL INC	25,170		
4. ARCHITECTS HAWAII LTD	4,195	4. HAWAIIAN ELECTRIC INDUSTRIES	21,933		
5. TRITON MARINE CONSTRUCTION	3,539	5. COMPUTER SCIENCES CORPORATION	18,617		
6. HAWAIIAN ELECTRIC INDUSTRIES	2,607	6. ROCKWELL INTERNATIONAL CORP	14,429		
7. NORTHWEST REGNAL EDCTL LBRTORY	1,651	7. CHEVRON CORPORATION	12,238		
8. ALFRED & SONS CONSTRUCTION	1,562	8. S GROUP INC	12,177		
9. PLAZA FEDERAL CREDIT UNION	1,329	9. OWL COMPANIES	9,672		
10. SAN JUAN CONSTRUCTION INC	1,293	10. BODELL CONSTRUCTION COMPANY	9,508		

FEDERAL PROCUREMENT DATA SYSTEM
FEDERAL PROCUREMENT DOLLARS FOR IDAHO
 Fiscal Year 1992 to Date

Population 1,006,749
 Per Capita Procurement 1,062

Total Procurement By Place of Performance 1,068,895
 Rank Per Capita 10 Last Year 11

TOP FIVE COUNTIES					
NAME OF COUNTY	CIVILIAN AGENCIES		DEPARTMENT OF DEFENSE		TOTAL (000)
	SMALL DIS-ADVANTAGED (000)	OTHER (000)	SMALL DIS-ADVANTAGED (000)	OTHER (000)	
1. BONNEVILLE	7,815	881,152	505	633	890,105
2. ADA	919	26,925	3,124	15,748	46,716
3. ELMORE	290	2,775	8,718	25,498	37,281
4. NEZ PERCE	155	7,303	0	3,494	10,952
5. KOOTENAI	245	7,620	0	658	8,523

TOP FIVE AGENCIES WITH PLACE OF PERFORMANCE IN THIS STATE (000)	
1. DEPARTMENT OF ENERGY	883,542
2. DEPARTMENT OF DEFENSE	66,556
3. DEPARTMENT OF AGRICULTURE	55,317
4. DEPARTMENT OF THE INTERIOR	33,743
5. DEPARTMENT OF TRANSPORTATION	9,790

TOP FIVE CONTRACTING OFFICES LOCATED IN THIS STATE (000)	
1 ENERGY, IDAHO OPERATIONS OFC, IDAHO FALLS	1,032,977
2 INTERIOR, BUREAU OF RECLAMATION, BOISE	77,116
3 INTERIOR, OFC OF POLICY & BUDGET, BOISE	54,641
4 USAF, 366 TFW/LGC, MOUNTAIN HOME AFB	23,957
5 AGRI, FOREST SERVICE, BOISE	12,456

TYPE OF PRODUCT OR SERVICE	SMALL BUSINESS (000)	LARGE BUSINESS (000)	STATE & LOCAL GOV'T (000)	NON-PROFIT & OTHER (000)	TOTAL (000)
R & D	1,285	9,000	343	-4	10,624
Construction	62,601	12,171	8	0	74,780
Supplies & Equipment	19,142	24,910	19	1,460	45,531
Services	39,794	885,005	11,416	1,745	937,960
TOTAL	122,822	931,086	11,786	3,201	1,068,895

TOP CONTRACTORS PERFORMING IN THIS STATE			
CIVILIAN AGENCIES CONTRACTORS	DOLLARS (000)	DEPARTMENT OF DEFENSE CONTRACTORS	DOLLARS (000)
1. EG&G INC	508,957	1. MICRON TECHNOLOGIES INC	9,460
2. WESTINGHOUSE ELECTRIC CORP	235,402	2. ALL AMERICAN CONTRACTORS	4,577
3. MC DERMOTT INTERNATIONAL INC	107,025	3. MICHAEL BAKER CORPORATION	4,552
4. MORRISON KNUDSEN CORP	76,610	4. PERFORMANCE CONSTRUCTION CO	4,073
5. PERFECTION TECHNOLOGY IDAHO	20,746	5. DUTRA CONSTRUCTION CO INC	3,229
6. WESTERN CONSTRUCTION INC	8,289	6. SOUTHERN TECHNOLOGIES INC	2,651
7. TIDEWATER CONTRACTORS INC	6,761	7. ALEXANDER CONSTRUCTION CO	2,062
8. SCIENTECH INC	6,230	8. IDAHO POWER COMPANY	1,986
9. CONTINENTAL GRAIN COMPANY	5,588	9. MITCHELL MITCHELL ENERGY GROUP	1,825
10. COEUR D'ALENE TRIBE	4,621	10. SCIENCE APPLICATIONS INTL CORP	1,680

FEDERAL PROCUREMENT DATA SYSTEM
FEDERAL PROCUREMENT DOLLARS FOR ILLINOIS
 Fiscal Year 1992 to Date

Population 11,430,602
 Per Capita Procurement 235

Total Procurement By Place of Performance 2,680,919
 Rank Per Capita 47 Last Year 39

TOP FIVE COUNTIES					
NAME OF COUNTY	CIVILIAN AGENCIES		DEPARTMENT OF DEFENSE		TOTAL (000)
	SMALL DIS- ADVANTAGED (000)	OTHER (000)	SMALL DIS- ADVANTAGED (000)	OTHER (000)	
1. COOK	33,021	759,020	13,937	633,265	1,439,243
2. DU PAGE	6,140	260,314	5,667	19,137	291,258
3. SAINT CLAIR	226	7,334	20,412	133,516	161,488
4. MADISON	125	31,997	104	78,629	110,855
5. PEORIA	388	75,506	460	34,135	110,489
TOP FIVE AGENCIES WITH PLACE OF PERFORMANCE IN THIS STATE (000)					
1. DEPARTMENT OF DEFENSE					1,342,199
2. DEPARTMENT OF ENERGY					700,522
3. DEPARTMENT OF JUSTICE					143,839
4. GENERAL SERVICES ADMINISTRATION					114,891
5. DEPARTMENT OF VETERANS AFFAIRS					102,067
TOP FIVE CONTRACTING OFFICES LOCATED IN THIS STATE (000)					
1 ARMY, HQ AMCCOM, ROCK ISLAND					3,035,112
2 ENERGY, CHICAGO OPERATIONS OFC, ARGONNE					1,625,068
3 DOD, DEFENSE INFO SYSTEMS AGENCY, SCOTT AFB					1,150,838
4 USAF, HQ AMC/XOK, SCOTT AFB					626,389
5 VA SUPPLY DEPOT-INVENTORY MGMT, HINES					226,591
TYPE OF PRODUCT OR SERVICE	SMALL BUSINESS (000)	LARGE BUSINESS (000)	STATE & LOCAL GOVT (000)	NON- PROFIT & OTHER (000)	TOTAL (000)
R & D	35,282	82,830	3,955	31,727	153,794
Construction	102,658	264,066	0	873	367,597
Supplies & Equipment	244,372	684,955	393	40,093	969,813
Services	133,736	341,426	8,507	706,046	1,189,715
TOTAL	516,048	1,373,277	12,855	778,739	2,680,919
TOP CONTRACTORS PERFORMING IN THIS STATE					
CIVILIAN AGENCIES CONTRACTORS	DOLLARS (000)	DEPARTMENT OF DEFENSE CONTRACTORS	DOLLARS (000)		
1. UNIVERSITY OF CHICAGO THE	429,908	1. NORTHROP CORPORATION	261,999		
2. UNIVERSITIES RESEARCH ASSN	227,639	2. ITT CORPORATION	58,689		
3. R E DAILEY AND CO	54,280	3. ALBERICI CORPORATION	49,000		
4. BLOUNT INC	53,689	4. OLIN CORPORATION	43,547		
5. OLIN CORPORATION	29,281	5. SUNDSTRAND CORPORATION	26,055		
6. SCIENCE APPLICATIONS INTL CORP	21,671	6. PHILIP MORRIS COMPANIES INC	25,891		
7. BLACK & DECKER CORPORATION	16,686	7. AVERY INC	24,366		
8. NATIONAL OPINION RESEARCH CTR	15,757	8. OCCIDENTAL PETROLEUM CORP	21,277		
9. BLINDERMAN CONSTRUCTION CO	14,996	9. CATERPILLAR INC	20,644		
10. GEORGE SOLLITT CONSTRUCTION	14,860	10. RIVER CITY CONSTRUCTION CO	18,117		

FEDERAL PROCUREMENT DATA SYSTEM
FEDERAL PROCUREMENT DOLLARS FOR INDIANA
 Fiscal Year 1992 to Date

Population 5,544,159
 Per Capita Procurement 305

Total Procurement By Place of Performance 1,692,290
 Rank Per Capita 41 Last Year 34

TOP FIVE COUNTIES					
NAME OF COUNTY	CIVILIAN AGENCIES		DEPARTMENT OF DEFENSE		TOTAL (000)
	SMALL DIS- ADVANTAGED (000)	OTHER (000)	SMALL DIS- ADVANTAGED (000)	OTHER (000)	
1. ST. JOSEPH	667	8,462	710	474,553	484,392
2. ALLEN	81	7,267	623	385,593	393,564
3. MARION	3,679	50,221	4,195	325,052	383,147
4. MARTIN	0	4,369	2,725	38,797	45,891
5. BARTHOLOMEW	9,892	123	26	34,421	44,462

TOP FIVE AGENCIES WITH PLACE OF PERFORMANCE IN THIS STATE (000)	
1. DEPARTMENT OF DEFENSE	1,531,926
2. DEPARTMENT OF VETERANS AFFAIRS	43,019
3. GENERAL SERVICES ADMINISTRATION	21,744
4. DEPARTMENT OF ENERGY	18,520
5. DEPARTMENT OF JUSTICE	14,852

TOP FIVE CONTRACTING OFFICES LOCATED IN THIS STATE (000)	
1 NAVY, WEAPONS SUPPORT CENTER, CRANE	106,570
2 NAVY, NAC (AN-AYK14 B/611), INDIANAPOLIS	76,564
3 NAVY, NAC (ASW PROG BR B/612), INDIANAPOLIS	67,202
4 ARMY, SOLDIER SUPPORT CTR, FT BEN HARRISON	29,399
5 NAVY, NAC (PROD SUPPORT BR), INDIANAPOLIS	23,965

TYPE OF PRODUCT OR SERVICE	SMALL BUSINESS (000)	LARGE BUSINESS (000)	STATE & LOCAL GOV'T (000)	NON- PROFIT & OTHER (000)	TOTAL (000)
R & D	645	68,218	2,911	7,416	79,190
Construction	57,270	11,445	0	0	68,715
Supplies & Equipment	89,159	966,179	117	163,735	1,219,190
Services	42,439	258,125	2,877	21,754	325,195
TOTAL	189,513	1,303,967	5,905	192,905	1,692,290

TOP CONTRACTORS PERFORMING IN THIS STATE			
CIVILIAN AGENCIES CONTRACTORS	DOLLARS (000)	DEPARTMENT OF DEFENSE CONTRACTORS	DOLLARS (000)
1. MINACT INC	9,892	1. LTV CORPORATION	441,548
2. PFIZER INC	9,540	2. ITT CORPORATION	259,980
3. GENERAL MOTORS CORPORATION	8,371	3. GENERAL MOTORS CORPORATION	191,052
4. HILLENBRAND INDUSTRIES INC	7,741	4. PHILIPS ELECTRONICS NV	124,687
5. ADMINASTAR INC	6,478	5. AMERICAN TRANS AIR KALITTA JV	36,437
6. ABB POWER T & D CO INC	5,924	6. ALLIED-SIGNAL INC	25,979
7. JUNGCLAUS-CAMPBELL CO INC	5,821	7. NV GEMEENSCHAPP BEZIT VAN AAND	24,469
8. BRISTOL-MYERS COMPANY	5,782	8. ICI AMERICNA HOLDINGS	20,672
9. ITT CORPORATION	5,130	9. AMOCO CORPORATION	20,183
10. WOODS D L CONSTRUCTION INC	4,443	10. MASON & HANGER-SILAS MASON CO	17,742

FEDERAL PROCUREMENT DATA SYSTEM
FEDERAL PROCUREMENT DOLLARS FOR IOWA
 Fiscal Year 1992 to Date

Population 2,776,755
 Per Capita Procurement 278

Total Procurement By Place of Performance 631,805
 Rank Per Capita 42 Last Year 47

TOP FIVE COUNTIES					
NAME OF COUNTY	CIVILIAN AGENCIES		DEPARTMENT OF DEFENSE		TOTAL (000)
	SMALL DIS- ADVANTAGED (000)	OTHER (000)	SMALL DIS- ADVANTAGED (000)	OTHER (000)	
1. LINN	207	11,400	0	267,728	279,335
2. POLK	150	45,472	1,128	23,784	70,534
3. BLACK HAWK	0	243	0	51,794	52,037
4. JOHNSON	34	44,813	0	2,552	47,399
5. DES MOINES	0	1,468	29	43,710	45,207
TOP FIVE AGENCIES WITH PLACE OF PERFORMANCE IN THIS STATE (000)					
1. DEPARTMENT OF DEFENSE					441,855
2. DEPARTMENT OF AGRICULTURE					70,571
3. DEPARTMENT OF ENERGY					36,116
4. DEPARTMENT OF EDUCATION					23,765
5. GENERAL SERVICES ADMINISTRATION					13,776
TOP FIVE CONTRACTING OFFICES LOCATED IN THIS STATE (000)					
1 VA MEDICAL CENTER, IOWA CITY					11,379
2 ARMY, USPFO FOR IOWA, JOHNSTON					7,192
3 VA MEDICAL CENTER, KNOXVILLE					4,939
4 VA MEDICAL CENTER, DES MOINES					2,067
5 GSA, PUBLIC BLDGS SVCS, DES MOINES					685
TYPE OF PRODUCT OR SERVICE	SMALL BUSINESS (000)	LARGE BUSINESS (000)	STATE & LOCAL GOVT (000)	NON- PROFIT & OTHER(000)	TOTAL (000)
R & D	908	117,296	10,955	5,113	134,272
Construction	26,824	9,141	0	0	35,965
Supplies & Equipment	65,701	233,401	43	8,788	307,933
Services	8,030	98,085	38,316	9,204	153,635
TOTAL	101,463	457,923	49,314	23,105	631,805
TOP CONTRACTORS PERFORMING IN THIS STATE					
CIVILIAN AGENCIES CONTRACTORS	DOLLARS (000)	DEPARTMENT OF DEFENSE CONTRACTORS	DOLLARS (000)		
1. IOWA STATE UNIV SCNC	36,433	1. ROCKWELL INTERNATIONAL CORP	258,011		
2. CAL WESTERN PACKAGING CORP	34,555	2. DUCHOSSOIS ENTERPRISES INC	50,308		
3. WESTINGHOUSE ELECTRIC CORP	16,327	3. MASON & HANGER-SILAS MASON CO	34,089		
4. UNIVERSITY OF IOWA THE	11,462	4. LITTON INDUSTRIES INC	13,857		
5. IBP INC	9,611	5. TENNECO INC	9,013		
6. SONSTEGARD FOOD INC	6,675	6. DEERE & COMPANY	5,195		
7. AMERICAN COLLEGE TSTG PROGRAM	6,255	7. CENTRAL CITY MANUFACTURING	4,360		
8. ROCKWELL INTERNATIONAL CORP	6,014	8. MC ANINCH CORPORATION	4,307		
9. HON COMPANY	5,414	9. FDL FOODS INC	3,874		
10. MANAGEMENT AND TRAINING CORP	4,836	10. CARVER PUMP COMPANY	3,777		

FEDERAL PROCUREMENT DATA SYSTEM
FEDERAL PROCUREMENT DOLLARS FOR KANSAS
 Fiscal Year 1992 to Date

Population 2,477,574
 Per Capita Procurement 431

Total Procurement By Place of Performance 1,067,421
 Rank Per Capita 28 Last Year 31

TOP FIVE COUNTIES					
NAME OF COUNTY	CIVILIAN AGENCIES		DEPARTMENT OF DEFENSE		TOTAL (000)
	SMALL DIS- ADVANTAGED (000)	OTHER (000)	SMALL DIS- ADVANTAGED (000)	OTHER (000)	
1. SEDGWICK	156	38,534	3,888	556,937	599,515
2. LEAVENWORTH	286	4,793	12,117	71,511	88,707
3. GEARY	0	62	11,000	64,306	75,368
4. JOHNSON	2,777	37,664	1,171	19,356	60,968
5. SEWARD	0	0	0	55,373	55,373
TOP FIVE AGENCIES WITH PLACE OF PERFORMANCE IN THIS STATE (000)					
1. DEPARTMENT OF DEFENSE					857,007
2. DEPARTMENT OF AGRICULTURE					104,419
3. GENERAL SERVICES ADMINISTRATION					24,652
4. DEPARTMENT OF TRANSPORTATION					20,708
5. DEPARTMENT OF VETERANS AFFAIRS					18,906
TOP FIVE CONTRACTING OFFICES LOCATED IN THIS STATE (000)					
1 ARMY, DIRECTORATE OF CONT, FT RILEY					47,690
2 ARMY, COMBINED ARMS CTR, FT LEAVENWORTH					17,230
3 ARMY, MISSION CONT ACTIVITY, FT LEAVENWORTH					16,100
4 USAF, BMW/LGC, MCCONNELL AFB					15,743
5 VA MEDICAL CENTER, LEAVENWORTH					9,277
TYPE OF PRODUCT OR SERVICE	SMALL BUSINESS (000)	LARGE BUSINESS (000)	STATE & LOCAL GOV'T (000)	NON- PROFIT & OTHER (000)	TOTAL (000)
R & D	528	32,926	1,132	311	34,897
Construction	54,426	63,393	0	0	117,819
Supplies & Equipment	53,921	571,795	44	4,813	630,573
Services	56,153	216,782	5,871	5,326	284,132
TOTAL	165,028	884,896	7,047	10,450	1,067,421
TOP CONTRACTORS PERFORMING IN THIS STATE					
CIVILIAN AGENCIES CONTRACTORS	DOLLARS (000)	DEPARTMENT OF DEFENSE CONTRACTORS		DOLLARS (000)	
1. ARCHER DNIELS MIDLAND COMPANY	36,913	1. BOEING COMPANY THE	284,010		
2. CEREAL FOOD PROCESSORS INC	24,274	2. MCDONNELL DOUGLAS CORPORATION	145,799		
3. US SPRINT COMMUNICATIONS CO	14,988	3. RAYTHEON COMPANY	42,169		
4. CARGILL INCORPORATED	14,431	4. LAW COMPANY INC	30,003		
5. CONAGRA INC	10,729	5. LEARJET CORPORATION	25,244		
6. INDUSTRIAL WASTE MANAGEMENT	7,300	6. NATIONAL BEEF PACKING COMPANY	21,844		
7. DUN & BRADSTREET CORPORATION	6,625	7. LOGICON INC	19,021		
8. AMERICAN FINANCIAL CORPORATION	3,943	8. HUNT BUILDING CORPORATION	14,686		
9. NATIONAL INDS FOR THE BLIND	3,769	9. MORTENSON M A COMPANIES	14,577		
10. LOUIS DREYFUS CORPORATION	3,367	10. FORD MOTOR COMPANY	13,647		

FEDERAL PROCUREMENT DATA SYSTEM
FEDERAL PROCUREMENT DOLLARS FOR KENTUCKY
 Fiscal Year 1992 to Date

Population 3,685,296
 Per Capita Procurement 244

Total Procurement By Place of Performance 900,172
 Rank Per Capita 46 Last Year 27

TOP FIVE COUNTIES					
NAME OF COUNTY	CIVILIAN AGENCIES		DEPARTMENT OF DEFENSE		TOTAL (000)
	SMALL DIS-ADVANTAGED (000)	OTHER (000)	SMALL DIS-ADVANTAGED (000)	OTHER (000)	
1. MCCRACKEN	0	251,144	0	4	251,148
2. JEFFERSON	768	48,000	5,843	44,270	98,881
3. CHRISTIAN	4,612	18,575	11,105	61,813	96,105
4. BULLITT	0	205	18,531	75,271	94,007
5. BOURBON	0	124	1,854	74,974	76,952
TOP FIVE AGENCIES WITH PLACE OF PERFORMANCE IN THIS STATE (000)					
1. DEPARTMENT OF DEFENSE					424,839
2. DEPARTMENT OF ENERGY					244,540
3. DEPARTMENT OF LABOR					45,807
4. DEPARTMENT OF AGRICULTURE					37,763
5. GENERAL SERVICES ADMINISTRATION					36,578
TOP FIVE CONTRACTING OFFICES LOCATED IN THIS STATE (000)					
1 USA ENGINEER DIST LOUISVILLE					183,847
2 ARMY, ARMOR CENTER, FT KNOX					63,048
3 ARMY, DIR OF CONTRACTING, FT CAMPBELL					41,110
4 USA ENGINEER DIST LOUISVILLE					15,917
5 TREASURY, INTERNAL REVENUE SVCS, COVINGTON					14,428
TYPE OF PRODUCT OR SERVICE	SMALL BUSINESS (000)	LARGE BUSINESS (000)	STATE & LOCAL GOVT (000)	NON-PROFIT & OTHER (000)	TOTAL (000)
R & D	4,330	474	1,986	601	7,391
Construction	115,032	47,817	0	354	163,203
Supplies & Equipment	116,502	79,606	85	1,828	198,021
Services	103,540	411,827	4,391	11,799	531,557
TOTAL	339,404	539,724	6,462	14,582	900,172
TOP CONTRACTORS PERFORMING IN THIS STATE					
CIVILIAN AGENCIES CONTRACTORS	DOLLARS (000)	DEPARTMENT OF DEFENSE CONTRACTORS	DOLLARS (000)		
1. ELECTRIC ENERGY INC	243,000	1. E-SYSTEMS INC	65,491		
2. MINACT INC	31,406	2. KECO INDUSTRIES INC	27,145		
3. HOPKINSVILLE MILLING COMPANY	18,413	3. PENCE HOWARD W INC	19,235		
4. PARCO CONSTRUCTION INC	14,943	4. HYSTER COMPANY	15,282		
5. APPALACHIAN COMPUTER SERVICES	13,411	5. FOLEY COMPANY	13,190		
6. SINGER COMPANY INC	12,417	6. LOUISVILLE GAS & ELECTRIC CO	11,159		
7. EASTERN COMPUTERS INC	9,996	7. COLBAR INC	8,663		
8. SYSOREX INTERNATIONAL INC	9,933	8. FARLEY INC	8,226		
9. ALGOOD FOOD COMPANY	9,077	9. DYNACORP	7,713		
10. ENVIRONMENTAL HLTH RES & TSTG	5,821	10. AIR & WATER TECHNOLOGIES CORP	6,799		

FEDERAL PROCUREMENT DATA SYSTEM
FEDERAL PROCUREMENT DOLLARS FOR LOUISIANA
 Fiscal Year 1992 to Date

Population 4,219,973
 Per Capita Procurement 502

Total Procurement By Place of Performance 2,119,494
 Rank Per Capita 26 Last Year 29

TOP FIVE COUNTIES					
NAME OF COUNTY	CIVILIAN AGENCIES		DEPARTMENT OF DEFENSE		TOTAL (000)
	SMALL DIS-ADVANTAGED (000)	OTHER (000)	SMALL DIS-ADVANTAGED (000)	OTHER (000)	
1. ORLEANS	9,087	455,216	29,674	414,104	908,081
2. BOSSIER	229	41,130	11,310	152,673	205,342
3. JEFFERSON	3,571	173,467	972	18,005	196,015
4. CALCASIEU	0	9,559	80,001	52,261	141,821
5. EAST BATON ROUG	294	7,051	11,524	84,787	103,656
TOP FIVE AGENCIES WITH PLACE OF PERFORMANCE IN THIS STATE (000)					
1. DEPARTMENT OF DEFENSE					1,205,309
2. NATIONAL AERONAUTICS AND SPACE ADMINISTRATION					371,364
3. DEPARTMENT OF AGRICULTURE					253,210
4. DEPARTMENT OF ENERGY					146,666
5. GENERAL SERVICES ADMINISTRATION					53,782
TOP FIVE CONTRACTING OFFICES LOCATED IN THIS STATE (000)					
1 USA ENGINEER DIST NEW ORLEANS					225,037
2 ENERGY, STRATEGIC PETR RES PRO, NEW ORLEANS					194,614
3 TRANSPORTATION, MARITIME ADMIN, NEW ORLEANS					130,024
4 ARMY, DIR OF CONTRACTING, FT POLK					30,817
5 USAF, BMW/LGC, BARKSDALE AFB					21,201
TYPE OF PRODUCT OR SERVICE	SMALL BUSINESS (000)	LARGE BUSINESS (000)	STATE & LOCAL GOV'T (000)	NON-PROFIT & OTHER (000)	TOTAL (000)
R & D	1,572	35,818	1,917	6,508	45,815
Construction	122,608	215,978	0	0	338,586
Supplies & Equipment	267,290	936,827	12	3,831	1,207,960
Services	115,355	396,665	6,174	8,939	527,133
TOTAL	506,825	1,585,288	8,103	19,278	2,119,494
TOP CONTRACTORS PERFORMING IN THIS STATE					
CIVILIAN AGENCIES CONTRACTORS	DOLLARS (000)	DEPARTMENT OF DEFENSE CONTRACTORS	DOLLARS (000)		
1. MARTIN MARIETTA CORPORATION	359,992	1. TEXTRON INC	191,933		
2. BOENING PETROLEUM SERVICES	135,309	2. AVONDALE INDUSTRIES INC	167,895		
3. LOUISIANA FILLING INC	43,193	3. THIOKOL CORPORATION	74,016		
4. CONTINENTAL GRAIN COMPANY	37,180	4. EXXON CORPORATION	69,737		
5. CARGILL INCORPORATED	33,203	5. INTERNATIONAL TECHNOLOGY CORP	67,762		
6. BRASFIELD & GORRIE GEN CONTR	25,274	6. GOLD LINE REFINING LTD	61,498		
7. PEAVEY COMPANY	25,261	7. TRANSWORLD OIL AMERICA INC	38,123		
8. COMPUTER SCIENCES CORPORATION	10,598	8. PLACID OIL COMPANY	31,031		
9. ARCHER DNIELS MIDLAND COMPANY	8,232	9. AL JOHNSON CONSTRUCTION CO	30,559		
10. LOUIS DREYFUS CORPORATION	7,897	10. LUHR BROS INC	18,668		

FEDERAL PROCUREMENT DATA SYSTEM
FEDERAL PROCUREMENT DOLLARS FOR MAINE
 Fiscal Year 1992 to Date

Population 1,227,928
 Per Capita Procurement 1,108

Total Procurement By Place of Performance 1,360,107
 Rank Per Capita 8 Last Year 14

TOP FIVE COUNTIES					
NAME OF COUNTY	CIVILIAN AGENCIES		DEPARTMENT OF DEFENSE		TOTAL (000)
	SMALL DIS- ADVANTAGED (000)	OTHER (000)	SMALL DIS- ADVANTAGED (000)	OTHER (000)	
1. SAGadahoc	0	-93	0	1,140,429	1,140,336
2. YORK	131	2,320	1,119	75,706	79,276
3. CUMBERLAND	645	9,049	1,279	32,283	43,256
4. PENOBScot	77	18,303	37	18,008	36,425
5. AROOSTook	0	2,325	1,939	10,315	14,579
TOP FIVE AGENCIES WITH PLACE OF PERFORMANCE IN THIS STATE (000)					
1. DEPARTMENT OF DEFENSE					1,305,663
2. DEPARTMENT OF LABOR					11,677
3. GENERAL SERVICES ADMINISTRATION					9,856
4. DEPARTMENT OF TRANSPORTATION					8,168
5. DEPARTMENT OF HEALTH AND HUMAN SERVICES					7,417
TOP FIVE CONTRACTING OFFICES LOCATED IN THIS STATE (000)					
1 ARMY, USPFO FOR MAINE, AUGUSTA					12,761
2 USAF, BMW/LCG, LORING AFB					10,555
3 VA MEDICAL CENTER, TOGUS					2,321
4 GSA, PUBLIC BLDGS SVCS, AUGUSTA					845
5 AGRI, FARMERS HOME ADMIN, ORONO					253
TYPE OF PRODUCT OR SERVICE	SMALL BUSINESS (000)	LARGE BUSINESS (000)	STATE & LOCAL GOV'T (000)	NON- PROFIT & OTHER (000)	TOTAL (000)
R & D	2,233	749	287	1,881	5,150
Construction	39,701	29,226	0	0	68,927
Supplies & Equipment	12,008	1,131,015	21	711	1,145,755
Services	19,357	102,524	12,548	7,846	142,275
TOTAL	73,299	1,263,514	12,856	10,438	1,360,107
TOP CONTRACTORS PERFORMING IN THIS STATE					
CIVILIAN AGENCIES CONTRACTORS	DOLLARS (000)	DEPARTMENT OF DEFENSE CONTRACTORS		DOLLARS (000)	
1. PEABODY HOLDING COMPANY INC	10,378	1. FULCRUM II LIMITED PARTNERSHIP		1,022,996	
2. PLEASANT PT INDIAN RESERVATION	4,291	2. BATH HOLDING CORPORATION		125,596	
3. PENOBSCT IND NTN TRBL CNCL	4,135	3. MAREMONT CORPORATION		53,570	
4. KEYES FIBRE COMPANY	3,447	4. T L T CONSTRUCTION CORPORATION		9,552	
5. ACMAT CORPORATION	2,218	5. KEYES FIBRE COMPANY		7,037	
6. INDIAN TOWNSHIP TRIBAL COUNCIL	1,804	6. G & C ENTERPRISES INC		5,522	
7. ALLIANCE TECHNOLOGIES CORP	1,600	7. JON A LANGUET		4,864	
8. HOULTON BAND MALISEET INDIANS	1,438	8. MAINE PUBLIC SERVICE COMPANY		3,505	
9. TRAINING & DEVELOPMENT CORP	1,246	9. DONOVAN ENGINEERING & CNSTR CO		3,200	
10. GUARDIAN CONSTRUCTION CO	1,050	10. OAK ISLAND FISHERIES INC		3,187	

FEDERAL PROCUREMENT DATA SYSTEM
FEDERAL PROCUREMENT DOLLARS FOR MARYLAND
 Fiscal Year 1992 to Date

Population 4,781,468
 Per Capita Procurement 1,614

Total Procurement By Place of Performance 7,716,196
 Rank Per Capita 3 Last Year 5

TOP FIVE COUNTIES					
NAME OF COUNTY	CIVILIAN AGENCIES		DEPARTMENT OF DEFENSE		TOTAL (000)
	SMALL DIS-ADVANTAGED (000)	OTHER (000)	SMALL DIS-ADVANTAGED (000)	OTHER (000)	
1. MONTGOMERY	198,085	1,458,918	165,362	909,553	2,731,918
2. PRINCE GEORGE'S	177,429	921,313	92,163	684,633	1,875,538
3. BALTIMORE (CITY)	27,426	271,951	12,042	816,884	1,128,303
4. BALTIMORE	16,205	206,421	2,572	186,937	412,135
5. ANNE ARUNDEL	5,638	99,914	12,756	275,255	393,563

TOP FIVE AGENCIES WITH PLACE OF PERFORMANCE IN THIS STATE (000)	
1. DEPARTMENT OF DEFENSE	4,032,071
2. NATIONAL AERONAUTICS AND SPACE ADMINISTRATION	929,006
3. DEPARTMENT OF HEALTH AND HUMAN SERVICES	601,976
4. DEPARTMENT OF TRANSPORTATION	548,438
5. GENERAL SERVICES ADMINISTRATION	215,237

TOP FIVE CONTRACTING OFFICES LOCATED IN THIS STATE (000)	
1 NASA, GODDARD SPACE FL CNTR, GREENBELT	1,801,938
2 HHS, NATL INSTITUTE FOR HEALTH, BETHESDA	316,313
3 ARMY, HQ AMCCOM, ABERDEEN PROVING GRND	301,310
4 USA ENGINEER DIST BALTIMORE	225,894
5 ARMY, SUPPORT ACTIVITY, ABERDEEN PROV GRND	198,588

TYPE OF PRODUCT OR SERVICE	SMALL BUSINESS (000)	LARGE BUSINESS (000)	STATE & LOCAL GOV'T (000)	NON-PROFIT & OTHER (000)	TOTAL (000)
R & D	263,874	787,294	13,690	515,590	1,580,448
Construction	285,743	318,128	0	0	603,871
Supplies & Equipment	284,770	1,751,920	226	244,577	2,281,493
Services	1,187,176	1,980,400	6,723	76,085	3,250,384
TOTAL	2,021,563	4,837,742	20,639	836,252	7,716,196

TOP CONTRACTORS PERFORMING IN THIS STATE			
CIVILIAN AGENCIES CONTRACTORS	DOLLARS (000)	DEPARTMENT OF DEFENSE CONTRACTORS	DOLLARS (000)
1. INTERNATIONAL BUS MCHS CORP	403,588	1. WESTINGHOUSE ELECTRIC CORP	582,201
2. WESTINGHOUSE ELECTRIC CORP	195,693	2. JOHNS HOPKINS UNIVERSITY	405,516
3. ALLIED-SIGNAL INC	193,857	3. MARTIN MARIETTA CORPORATION	342,397
4. COMPUTER SCIENCES CORPORATION	183,133	4. INTERNATIONAL BUS MCHS CORP	130,637
5. LOUDEN ASSOCIATES INC	115,089	5. PENN CENTRAL CORPORATION	127,970
6. COMPUTER DATA SYSTEMS INC	70,428	6. ALLIED-SIGNAL INC	109,171
7. BECHTEL GROUP INC	70,000	7. BOOZ ALLEN & HAMILTON INC	98,294
8. BLAKE CONSTRUCTION CO INC	69,501	8. UNITED INDUSTRIAL CORPORATION	81,643
9. WESTAT INC	60,192	9. AMERICAN TELEPHONE & TELG CO	70,805
10. CLARK ENTERPRISES INC	53,216	10. EG&G INC	52,889

FEDERAL PROCUREMENT DATA SYSTEM
FEDERAL PROCUREMENT DOLLARS FOR MASSACHUSETTS
 Fiscal Year 1992 to Date

Population 6,016,425
 Per Capita Procurement 1,100

Total Procurement By Place of Performance 6,617,671
 Rank Per Capita 9 Last Year 9

TOP FIVE COUNTIES					
NAME OF COUNTY	CIVILIAN AGENCIES		DEPARTMENT OF DEFENSE		TOTAL (000)
	SMALL DIS-ADVANTAGED (000)	OTHER (000)	SMALL DIS-ADVANTAGED (000)	OTHER (000)	
1. MIDDLESEX	13,096	473,418	173,331	3,298,546	3,958,391
2. ESSEX	205	39,214	170	1,262,559	1,302,148
3. NORFOLK	1,407	57,138	7,540	295,764	361,849
4. BERKSHIRE	14	60,885	35	224,191	285,125
5. SUFFOLK	5,556	182,064	8,930	63,540	260,090
TOP FIVE AGENCIES WITH PLACE OF PERFORMANCE IN THIS STATE (000)					
1. DEPARTMENT OF DEFENSE					5,688,516
2. DEPARTMENT OF TRANSPORTATION					199,154
3. NATIONAL AERONAUTICS AND SPACE ADMINISTRATION					105,061
4. GENERAL SERVICES ADMINISTRATION					102,965
5. DEPARTMENT OF THE TREASURY					92,626
TOP FIVE CONTRACTING OFFICES LOCATED IN THIS STATE (000)					
1 USAF, ESC/ENK, HANSCOM AFB					715,325
2 USAF, ESC/JSK, HANSCOM AFB					377,041
3 USAF, ESC/TWK, HANSCOM AFB					248,435
4 USAF, ESC/TDK, HANSCOM AFB					189,038
5 USAF, ESC/PKU BASE CONT, HANSCOM AFB					174,670
TYPE OF PRODUCT OR SERVICE	SMALL BUSINESS (000)	LARGE BUSINESS (000)	STATE & LOCAL GOVT (000)	NON-PROFIT & OTHER (000)	TOTAL (000)
R & D	229,618	998,676	5,216	831,537	2,065,047
Construction	73,104	100,601	0	0	173,705
Supplies & Equipment	314,847	2,504,968	411	341,739	3,161,965
Services	269,799	781,509	2,738	162,908	1,216,954
TOTAL	887,368	4,385,754	8,365	1,336,184	6,617,671
TOP CONTRACTORS PERFORMING IN THIS STATE					
CIVILIAN AGENCIES CONTRACTORS	DOLLARS (000)	DEPARTMENT OF DEFENSE CONTRACTORS	DOLLARS (000)		
1. MASSACHSTTS INST OF TCHNOLOGY	70,971	1. RAYTHEON COMPANY	1,892,681		
2. CRANE & CO INC	58,743	2. GENERAL ELECTRIC COMPANY	1,168,131		
3. GENERAL DYNAMICS CORPORATION	41,819	3. MASSACHSTTS INST OF TCHNOLOGY	387,314		
4. EG&G INC	37,053	4. GTE CORPORATION	283,626		
5. UNISYS CORPORATION	34,836	5. MITRE CORPORATION	238,170		
6. RAYTHEON COMPANY	31,423	6. AVCO CORPORATION	177,477		
7. ABT ASSOCIATES INC	26,597	7. INFOTECH DEVELOPMENT INC	102,921		
8. STONE & WEBSTER INCORPORATED	20,680	8. DRAPER CHARLES STARK LAB INC	97,836		
9. HEWLETT-PACKARD COMPANY	18,399	9. BOLT BERANEK AND NEWMAN INC	73,871		
10. DRAPER CHARLES STARK LAB INC	16,757	10. DYNAMICS RESEARCH CORPORATION	70,810		

FEDERAL PROCUREMENT DATA SYSTEM
FEDERAL PROCUREMENT DOLLARS FOR MICHIGAN
 Fiscal Year 1992 to Date

Population 9,295,297
 Per Capita Procurement 316

Total Procurement By Place of Performance 2,934,051
 Rank Per Capita 37 Last Year 49

TOP FIVE COUNTIES					
NAME OF COUNTY	CIVILIAN AGENCIES		DEPARTMENT OF DEFENSE		TOTAL (000)
	SMALL DIS- ADVANTAGED (000)	OTHER (000)	SMALL DIS- ADVANTAGED (000)	OTHER (000)	
1. WAYNE	7,115	900,709	834	59,060	967,718
2. MACOMB	125	94,851	15,765	690,142	800,883
3. OAKLAND	1,249	32,136	2,176	208,427	243,988
4. MUSKEGON	40	1,033	72	162,404	163,549
5. OTTAWA	43	21,272	237	128,933	150,485
TOP FIVE AGENCIES WITH PLACE OF PERFORMANCE IN THIS STATE (000)					
1. DEPARTMENT OF DEFENSE					1,666,204
2. GENERAL SERVICES ADMINISTRATION					786,964
3. DEPARTMENT OF VETERANS AFFAIRS					270,328
4. DEPARTMENT OF AGRICULTURE					45,918
5. ENVIRONMENTAL PROTECTION AGENCY					35,982
TOP FIVE CONTRACTING OFFICES LOCATED IN THIS STATE (000)					
1 ARMY, TANK-AUTOMOTIVE CMD, WARREN					3,367,069
2 DOD, DEF LOGISTICS AGENCY, BATTLE CREEK					77,529
3 USA ENGINEER DISTRICT DETROIT					18,842
4 ARMY, USPFO FOR MICHIGAN, LANSING					18,560
5 USAF, CINCSAC/LGC, K I SAWYER AFB					13,725
TYPE OF PRODUCT OR SERVICE	SMALL BUSINESS (000)	LARGE BUSINESS (000)	STATE & LOCAL GOV'T (000)	NON- PROFIT & OTHER (000)	TOTAL (000)
R & D	16,419	305,058	12,710	92,745	426,932
Construction	52,731	255,074	405	0	308,210
Supplies & Equipment	186,933	1,355,303	136	405,848	1,948,220
Services	80,586	153,429	16,245	429	250,689
TOTAL	336,669	2,068,864	29,496	499,022	2,934,051
TOP CONTRACTORS PERFORMING IN THIS STATE					
CIVILIAN AGENCIES CONTRACTORS	DOLLARS (000)	DEPARTMENT OF DEFENSE CONTRACTORS		DOLLARS (000)	
1. CHRYSLER CORPORATION	432,667	1. GENERAL DYNAMICS CORPORATION	634,381		
2. BATESON-DAILEY JOINT VENTURE	229,126	2. TELEDYNE INC	109,867		
3. FORD MOTOR COMPANY	194,776	3. HERMAN MILLER INC	107,762		
4. GENERAL MOTORS CORPORATION	94,561	4. ARMORED VEHICLE TECH ASSOC	74,518		
5. HERMAN MILLER INC	14,967	5. GENERAL MOTORS CORPORATION	73,682		
6. UNIVERSITY OF MICHIGAN	12,096	6. WILLIAMS INTERNATIONAL CORP	45,414		
7. WARNER-LAMBERT COMPANY	11,099	7. AAR BROOKS & PERKINS CORP	23,021		
8. ABBOTT LABORATORIES	9,392	8. SMITH INDUSTRIES	21,388		
9. MUELLER FURNITURE CORPORATION	7,520	9. ENVIRNMENT RES INST OF MICHIGAN	21,324		
10. UPJOHN COMPANY THE	7,296	10. VECTOR RESEARCH INC	19,584		

FEDERAL PROCUREMENT DATA SYSTEM
FEDERAL PROCUREMENT DOLLARS FOR MINNESOTA
 Fiscal Year 1992 to Date

Population 4,375,099
 Per Capita Procurement 399

Total Procurement By Place of Performance 1,747,491
 Rank Per Capita 33 Last Year 30

TOP FIVE COUNTIES					
NAME OF COUNTY	CIVILIAN AGENCIES		DEPARTMENT OF DEFENSE		TOTAL (000)
	SMALL DIS- ADVANTAGED (000)	OTHER (000)	SMALL DIS- ADVANTAGED (000)	OTHER (000)	
1. HENNEPIN	816	97,924	7,167	953,025	1,058,932
2. RAMSEY	1,071	60,337	89	328,206	389,703
3. ANOKA	0	3,109	1,003	72,286	76,398
4. WABASHA	0	38,173	150	42	38,365
5. DAKOTA	315	2,845	0	23,582	26,742
TOP FIVE AGENCIES WITH PLACE OF PERFORMANCE IN THIS STATE (000)					
1. DEPARTMENT OF DEFENSE					1,446,600
2. DEPARTMENT OF AGRICULTURE					101,528
3. DEPARTMENT OF TRANSPORTATION					53,616
4. DEPARTMENT OF HEALTH AND HUMAN SERVICES					51,496
5. DEPARTMENT OF VETERANS AFFAIRS					25,141
TOP FIVE CONTRACTING OFFICES LOCATED IN THIS STATE (000)					
1 HHS, PUBLIC HEALTH SVCS, BEMIDJI					57,537
2 USA ENGINEER DISTRICT ST PAUL					45,380
3 VA MEDICAL CENTER, ST PAUL					18,379
4 AGRI, ANIMAL & PLANT HLTH INS, MINNEAPOLIS					16,513
5 DEPT OF INTER/BUREAU OF INDIAN AFFAIRS					14,902
TYPE OF PRODUCT OR SERVICE	SMALL BUSINESS (000)	LARGE BUSINESS (000)	STATE & LOCAL GOV'T (000)	NON- PROFIT & OTHER (000)	TOTAL (000)
R & D	8,501	198,098	14,945	36,394	257,938
Construction	15,687	21,315	1,839	25	38,866
Supplies & Equipment	79,227	1,064,714	90	75,996	1,220,027
Services	31,450	158,029	28,411	12,770	230,660
TOTAL	134,865	1,442,156	45,285	125,185	1,747,491
TOP CONTRACTORS PERFORMING IN THIS STATE					
CIVILIAN AGENCIES CONTRACTORS	DOLLARS (000)	DEPARTMENT OF DEFENSE CONTRACTORS		DOLLARS (000)	
1. UNISYS CORPORATION	42,990	1. ALLIANT TECHSYSTEMS INC		509,271	
2. LAKESIDE FOODS INC	38,136	2. FMC CORPORATION		222,302	
3. GOLDBERGER INC	18,212	3. CONTROL DATA CORPORATION		172,041	
4. UNIVERSITY OF MINNESOTA	17,843	4. PARAMAX INCORPORATED		118,076	
5. NATIONAL MARROW DONOR PROGRAM	12,433	5. HONEYWELL INC		92,538	
6. GENERAL SECURITY SERVICES	6,565	6. UNISYS CORPORATION		48,194	
7. RED LAKE TRIBAL COUNCIL	6,236	7. MINNESOTA MINING & MFG CO		31,353	
8. TONY DOWNS FOODS INC	6,118	8. UNIVERSITY OF MINNESOTA		15,855	
9. SEABOARD FLOUR CORP	4,950	9. PENTAIR INC		11,758	
10. VINNELL CORPORATION	4,702	10. GENERAL MILLS INC		9,944	

FEDERAL PROCUREMENT DATA SYSTEM
FEDERAL PROCUREMENT DOLLARS FOR MISSISSIPPI
 Fiscal Year 1992 to Date

Population 2,573,215
 Per Capita Procurement 1,176

Total Procurement By Place of Performance 3,025,267
 Rank Per Capita 7 Last Year 20

TOP FIVE COUNTIES					
NAME OF COUNTY	CIVILIAN AGENCIES		DEPARTMENT OF DEFENSE		TOTAL (000)
	SMALL DIS-ADVANTAGED (000)	OTHER (000)	SMALL DIS-ADVANTAGED (000)	OTHER (000)	
1. JACKSON	205	5,328	4,001	1,854,161	1,863,695
2. TISHOMINGO	0	214,593	38	31,544	246,175
3. HARRISON	371	8,321	13,030	146,119	167,841
4. MADISON	0	304	184	146,359	146,847
5. HANCOCK	2,130	109,382	489	10,957	122,958

TOP FIVE AGENCIES WITH PLACE OF PERFORMANCE IN THIS STATE (000)	
1. DEPARTMENT OF DEFENSE	2,567,882
2. NATIONAL AERONAUTICS AND SPACE ADMINISTRATION	321,614
3. DEPARTMENT OF AGRICULTURE	37,116
4. DEPARTMENT OF LABOR	22,984
5. GENERAL SERVICES ADMINISTRATION	21,295

TOP FIVE CONTRACTING OFFICES LOCATED IN THIS STATE (000)	
1 USA ENGINEER DISTRICT VICKSBURG	177,734
2 NASA, STENNIS SPACE CENTER	116,232
3 USAF, 393 COMS/CC, KEESLER AFB	35,833
4 USAF, 14 CONS/CC, COLUMBUS AFB	31,718
5 ARMY, USPFO FOR MISSISSIPPI, JACKSON	27,297

TYPE OF PRODUCT OR SERVICE	SMALL BUSINESS (000)	LARGE BUSINESS (000)	STATE & LOCAL GOV'T (000)	NON-PROFIT & OTHER (000)	TOTAL (000)
R & D	4,004	795	4,455	2,091	11,345
Construction	117,020	39,167	0	0	156,187
Supplies & Equipment	93,283	2,117,071	153	36,842	2,247,349
Services	88,976	492,227	18,996	10,187	610,386
TOTAL	303,283	2,649,260	23,604	49,120	3,025,267

TOP CONTRACTORS PERFORMING IN THIS STATE			
CIVILIAN AGENCIES CONTRACTORS	DOLLARS (000)	DEPARTMENT OF DEFENSE CONTRACTORS	DOLLARS (000)
1. LOCKHEED CORPORATION	225,525	1. LITTON INDUSTRIES INC	1,819,463
2. PAN AM CORPORATION	54,743	2. RAYTHEON COMPANY	145,719
3. SVERDRUP CORPORATION	29,452	3. GENERAL MOTORS CORPORATION	102,860
4. MISSISSIPPI BAND	11,797	4. TRINITY INDUSTRIES INC	71,297
5. RES-CARE DEVELOPMENT COMPANY	11,429	5. BARRETT REFINING CORPORATION	45,080
6. MAHARREY-HOUSTON CNSTR CO	6,175	6. HALTER MARINE INC	34,439
7. COMPUTER DATA SYSTEMS INC	5,286	7. GOLDEN MANUFACTURING CO INC	19,181
8. MINACT INC	4,429	8. DYNACORP	17,837
9. MISSISSIPPI STATE UNIVERSITY	4,057	9. ITEL CORPORATION	14,150
10. BONDS COMPANY	3,652	10. WHITESSELL-GREEN INC	14,046

FEDERAL PROCUREMENT DATA SYSTEM
FEDERAL PROCUREMENT DOLLARS FOR MISSOURI
 Fiscal Year 1992 to Date

Population 5,117,073
 Per Capita Procurement 879

Total Procurement By Place of Performance 4,497,514
 Rank Per Capita 14 Last Year 7

TOP FIVE COUNTIES					
NAME OF COUNTY	CIVILIAN AGENCIES		DEPARTMENT OF DEFENSE		TOTAL (000)
	SMALL DIS-ADVANTAGED (000)	OTHER (000)	SMALL DIS-ADVANTAGED (000)	OTHER (000)	
1. ST. LOUIS (CITY)	9,061	98,596	7,647	2,978,028	3,093,332
2. CLAY	14,764	524,743	652	141,755	681,914
3. JACKSON	634	864	70	198,558	200,126
4. ST. LOUIS	-29	24,092	1,027	70,640	95,730
5. HOWELL	25	295	0	75,449	75,769

TOP FIVE AGENCIES WITH PLACE OF PERFORMANCE IN THIS STATE (000)	
1. DEPARTMENT OF DEFENSE	3,672,041
2. DEPARTMENT OF ENERGY	389,349
3. GENERAL SERVICES ADMINISTRATION	164,794
4. DEPARTMENT OF AGRICULTURE	107,671
5. DEPARTMENT OF VETERANS AFFAIRS	53,824

TOP FIVE CONTRACTING OFFICES LOCATED IN THIS STATE (000)	
1 ARMY, AVIATION SYSTEMS CMD, ST LOUIS	3,217,657
2 AGRI, AGRICUL STAB & CONS SVC, KANSAS CITY	502,518
3 ARMY, TROOP SUPPORT CMD (TROSCOM), ST LOUIS	412,229
4 AGRI, AGRICUL STAB & CONS SVC, KANSAS CITY	338,354
5 AGRI, AGRICUL STAB & CONS SVC, KANSAS CITY	262,297

TYPE OF PRODUCT OR SERVICE	SMALL BUSINESS (000)	LARGE BUSINESS (000)	STATE & LOCAL GOVT (000)	NON-PROFIT & OTHER (000)	TOTAL (000)
R & D	2,505	455,667	1,060	16,856	476,088
Construction	98,021	62,276	43	0	160,340
Supplies & Equipment	242,942	2,073,716	140	167,722	2,484,520
Services	114,336	1,084,412	5,649	172,169	1,376,566
TOTAL	457,804	3,676,071	6,892	356,747	4,497,514

TOP CONTRACTORS PERFORMING IN THIS STATE			
CIVILIAN AGENCIES CONTRACTORS	DOLLARS (000)	DEPARTMENT OF DEFENSE CONTRACTORS	DOLLARS (000)
1. ALLIED-SIGNAL INC	317,145	1. MCDONNELL DOUGLAS CORP	2,694,322
2. MORRISON KNUDSEN CORPORATION	63,445	2. OLIN CORPORATION	196,619
3. UNITED TELECOMMUNICATIONS	47,367	3. EMERSON ELECTRIC CO	107,043
4. BUNGE CORPORATION	26,620	4. LIBBY CORPORATION	86,755
5. DOW CHEMICAL COMPANY THE	22,714	5. ESCO ELECTRONICS CORPORATION	38,332
6. ARCHER DNIELS MIDLAND COMPANY	12,330	6. SABRELINER CORPORATION	36,953
7. MINACT INC	12,310	7. GENERAL DYNAMICS CORPORATION	30,208
8. GOLDEN VALLEY FOOD INC	12,295	8. ALLIED-SIGNAL INC	26,113
9. WILCOX ELECTRIC INC	11,560	9. RYAN COMPANY INC	19,649
10. SERVICE PACKING COMPANY	10,829	10. CADDELL CONSTRUCTION CO INC	17,203

FEDERAL PROCUREMENT DATA SYSTEM
FEDERAL PROCUREMENT DOLLARS FOR MONTANA
 Fiscal Year 1992 to Date

Population 799,065
 Per Capita Procurement 260

Total Procurement By Place of Performance 207,696
 Rank Per Capita 45 Last Year 48

TOP FIVE COUNTIES					
NAME OF COUNTY	CIVILIAN AGENCIES		DEPARTMENT OF DEFENSE		TOTAL (000)
	SMALL DIS- ADVANTAGED (000)	OTHER (000)	SMALL DIS- ADVANTAGED (000)	OTHER (000)	
1. CASCADE	0	4,887	3,542	34,380	42,809
2. LAKE	75	24,556	5,247	158	30,036
3. SILVER BOW	0	27,395	0	702	28,097
4. RAVALLI	106	15,880	0	-736	15,250
5. BIG HORN	371	12,419	0	0	12,790
TOP FIVE AGENCIES WITH PLACE OF PERFORMANCE IN THIS STATE (000)					
1. DEPARTMENT OF DEFENSE					56,399
2. DEPARTMENT OF THE INTERIOR					52,334
3. DEPARTMENT OF ENERGY					24,333
4. DEPARTMENT OF AGRICULTURE					22,959
5. DEPARTMENT OF HEALTH AND HUMAN SERVICES					21,979
TOP FIVE CONTRACTING OFFICES LOCATED IN THIS STATE (000)					
1 INTERIOR, BUR OF RECLAMATION, BILLINGS					63,969
2 INTERIOR, BUR OF INDIAN AFFAIRS, BILLINGS					22,623
3 HHS, PUBLIC HEALTH SVC, BILLINGS					20,277
4 USAF, 301 CONS/LGC, MALSTROM AFB					11,893
5 USAF, CINCSAC/LGC, MALSTROM AFB					9,005
TYPE OF PRODUCT OR SERVICE	SMALL BUSINESS (000)	LARGE BUSINESS (000)	STATE & LOCAL GOV'T (000)	NON- PROFIT & OTHER (000)	TOTAL (000)
R & D	21,683	0	281	74	22,038
Construction	44,364	12,719	-3	0	57,080
Supplies & Equipment	26,776	5,747	14	1,873	34,410
Services	30,769	11,911	45,137	6,351	94,168
TOTAL	123,592	30,377	45,429	8,298	207,696
TOP CONTRACTORS PERFORMING IN THIS STATE					
CIVILIAN AGENCIES CONTRACTORS	DOLLARS (000)	DEPARTMENT OF DEFENSE CONTRACTORS		DOLLARS (000)	
1. CONFEDRTED SLISH KRNAI TRIBES	20,963	1. MORGEN & OSWOOD CNSTR CO	5,336		
2. WASHINGTON CONSTRUCTION CO	9,702	2. A & S TRIBAL INDUSTRIES	4,723		
3. SWANK ENTERPRISES	7,263	3. FORT BLKNAP INDIAN ACTION TEAM	3,196		
4. NORTHERN CHEYENNE CMNTY DEV	4,569	4. CONFEDRTED SLISH KRNAI TRIBES	2,943		
5. BARNARD CONSTRUCTION COMPANY	4,131	5. MONTANA POWER COMPANY INC	2,815		
6. CONFEDERATED TR WRM SPRGS	3,452	6. TECHNICAL & MGT SVCS CORP	2,619		
7. FORT PECK ASSNBINE SIOUX TRBES	3,291	7. UNITED MATERIALS OF GREAT FLS	2,271		
8. BLACK FEET TRIBE THE	2,893	8. GREAT FALLS GAS COMPANY	2,104		
9. GENERAL MILLS INC	2,627	9. TALCOTT JAMES CONSTRUCTION	2,031		
10. CHIPPEWA CREE TRIBE THE	2,488	10. WILDERNESS EXCAVATING INC	1,701		

FEDERAL PROCUREMENT DATA SYSTEM
FEDERAL PROCUREMENT DOLLARS FOR NEBRASKA
 Fiscal Year 1992 to Date

Population 1,578,385
 Per Capita Procurement 338

Total Procurement By Place of Performance 534,070
 Rank Per Capita 36 Last Year 45

TOP FIVE COUNTIES					
NAME OF COUNTY	CIVILIAN AGENCIES		DEPARTMENT OF DEFENSE		TOTAL (000)
	SMALL DIS-ADVANTAGED (000)	OTHER (000)	SMALL DIS-ADVANTAGED (000)	OTHER (000)	
1. SARPY	0	127	17,970	159,330	177,427
2. DOUGLAS	444	93,124	61	17,753	111,382
3. SALINE	0	43,072	0	167	43,239
4. THURSTON	0	5,178	0	35,748	40,926
5. LANCASTER	99	18,786	446	17,043	36,374
TOP FIVE AGENCIES WITH PLACE OF PERFORMANCE IN THIS STATE (000)					
1. DEPARTMENT OF DEFENSE					296,711
2. DEPARTMENT OF AGRICULTURE					137,738
3. GENERAL SERVICES ADMINISTRATION					31,886
4. DEPARTMENT OF THE INTERIOR					29,093
5. DEPARTMENT OF HEALTH AND HUMAN SERVICES					11,484
TOP FIVE CONTRACTING OFFICES LOCATED IN THIS STATE (000)					
1 USA ENGINEER DISTRICT OMAHA (CIV)					207,418
2 USA ENGINEER DIST OMAHA					165,437
3 USAF, CINCSAC/LGCS, OFFUTT AFB					116,602
4 USAF, CINCSAC/LGC, OFFUTT AFB					41,534
5 ARMY, USPFO FOR NEBRASKA, LINCOLN					5,339
TYPE OF PRODUCT OR SERVICE	SMALL BUSINESS (000)	LARGE BUSINESS (000)	STATE & LOCAL GOV'T (000)	NON-PROFIT & OTHER (000)	TOTAL (000)
R & D	1,258	1,942	433	128	3,761
Construction	56,278	23,833	0	0	80,111
Supplies & Equipment	89,875	175,460	29	350	265,714
Services	46,485	112,374	14,248	11,377	184,484
TOTAL	193,896	313,609	14,710	11,855	534,070
TOP CONTRACTORS PERFORMING IN THIS STATE					
CIVILIAN AGENCIES CONTRACTORS	DOLLARS (000)	DEPARTMENT OF DEFENSE CONTRACTORS	DOLLARS (000)		
1. LAUHOFF GRAIN CO	42,647	1. AKSARBEN FOODS INC	23,817		
2. NORTHERN STATES BEEF	38,647	2. STERLING SOFTWARE INC	22,066		
3. SMITH HP MOTORS INC	19,827	3. GENERAL DYNAMICS CORPORATION	20,900		
4. WESTERN VALLEY PACKING CO	15,178	4. WOODWARD-CLYDE GROUP INC	18,591		
5. SAE CIVIL CONSTRUCTION INC	10,106	5. EOS TECHNOLOGIES INC	14,744		
6. MID-AMERICA DAIRYMEN INC	8,215	6. OMEGA GROUP INC	11,801		
7. ARCHER DNIELS MIDLAND COMPANY	7,907	7. CONTEL CORPORATION	8,488		
8. HOOKER BROS INC	7,492	8. F & B CONSTRUCTORS INC	6,841		
9. OMAHA TRIBE OF NEBRASKA INC	7,058	9. BLACK & DECKER CORPORATION	6,226		
10. RABES QUALITY MEATS INC	7,008	10. GTE CORPORATION	6,195		

FEDERAL PROCUREMENT DATA SYSTEM
FEDERAL PROCUREMENT DOLLARS FOR NEVADA
 Fiscal Year 1992 to Date

Population 1,201,833
 Per Capita Procurement 829

Total Procurement By Place of Performance 996,820
 Rank Per Capita 17 Last Year 13

TOP FIVE COUNTIES					
NAME OF COUNTY	CIVILIAN AGENCIES		DEPARTMENT OF DEFENSE		TOTAL (000)
	SMALL DIS- ADVANTAGED (000)	OTHER (000)	SMALL DIS- ADVANTAGED (000)	OTHER (000)	
1. CLARK	7,788	682,890	21,028	94,152	805,858
2. CHURCHILL	0	2,554	439	58,201	61,194
3. WASHOE	896	31,789	13,769	5,791	52,245
4. MINERAL	0	898	0	35,306	36,204
5. STOREY	0	16,042	0	51	16,093
TOP FIVE AGENCIES WITH PLACE OF PERFORMANCE IN THIS STATE (000)					
1. DEPARTMENT OF ENERGY					658,156
2. DEPARTMENT OF DEFENSE					240,130
3. DEPARTMENT OF THE INTERIOR					40,851
4. ENVIRONMENTAL PROTECTION AGENCY					14,924
5. DEPARTMENT OF LABOR					13,297
TOP FIVE CONTRACTING OFFICES LOCATED IN THIS STATE (000)					
1 ENERGY, NEVADA OPERATIONS OFC, LAS VEGAS					666,547
2 USAF, 57 FWW/LGC, NELLIS AFB					80,670
3 INTERIOR, BUR OF RECLAMATION, BOULDER CITY					55,704
4 USAF, TAC AIR FORCE BASE, NELLIS AFB					4,306
5 VA MEDICAL CENTER, RENO					3,379
TYPE OF PRODUCT OR SERVICE	SMALL BUSINESS (000)	LARGE BUSINESS (000)	STATE & LOCAL GOV'T (000)	NON- PROFIT & OTHER (000)	TOTAL (000)
R & D	5,989	8,109	116	476	14,690
Construction	38,557	47,874	25	0	86,456
Supplies & Equipment	23,808	2,540	14	27	26,389
Services	40,901	794,581	25,172	8,631	869,285
TOTAL	109,255	853,104	25,327	9,134	996,820
TOP CONTRACTORS PERFORMING IN THIS STATE					
CIVILIAN AGENCIES CONTRACTORS	DOLLARS (000)	DEPARTMENT OF DEFENSE CONTRACTORS		DOLLARS (000)	
1. EG & G INC	440,626	1. DAY & ZIMMERMAN/BASIL CORP JV		34,679	
2. RAYTHEON COMPANY	122,251	2. MORRISON KNUDSEN CORPORATION		30,189	
3. SCIENCE APPLICATIONS INTL CORP	44,424	3. LORAL CORPORATION		23,362	
4. WACKENHUT CORPORATION	26,962	4. SIERRA NEVADA CORPORATION		13,549	
5. LOCKHEED CORPORATION	19,364	5. ARCATA ASSOCIATES INC		9,819	
6. UNIVERSITY OF NEVADA SYSTEM	19,176	6. J R ROBERTS ENTERPRISES		9,038	
7. PCL CONSTRUCTION SERVICES INC	16,042	7. CLARK SANITATION INC		8,684	
8. INTERNATIONAL TECHNOLOGY CORP	5,709	8. PACE CONTRACTING CO		7,817	
9. COMPUTER SCIENCES CORPORATION	4,018	9. AMERICAN TRANS AIR KALITTA JV		7,096	
10. PLATEAU ELECTRICAL CONSTRUCTOR	3,352	10. MARTECH USA INC		4,897	

FEDERAL PROCUREMENT DATA SYSTEM
FEDERAL PROCUREMENT DOLLARS FOR NEW HAMPSHIRE
 Fiscal Year 1992 to Date

Population 1,109,252
 Per Capita Procurement 415

Total Procurement By Place of Performance 460,865
 Rank Per Capita 31 Last Year 33

TOP FIVE COUNTIES					
NAME OF COUNTY	CIVILIAN AGENCIES		DEPARTMENT OF DEFENSE		TOTAL (000)
	SMALL DIS- ADVANTAGED (000)	OTHER (000)	SMALL DIS- ADVANTAGED (000)	OTHER (000)	
1. HILLSBOROUGH	424	8,289	234	314,668	323,615
2. ROCKINGHAM	256	11,940	1,682	74,191	88,069
3. GRAFTON	0	4,953	162	16,946	22,061
4. MERRIMACK	225	6,179	0	3,055	9,459
5. STRAFFORD	137	4,696	0	1,975	6,808

TOP FIVE AGENCIES WITH PLACE OF PERFORMANCE IN THIS STATE (000)	
1. DEPARTMENT OF DEFENSE	419,479
2. GENERAL SERVICES ADMINISTRATION	12,119
3. NATIONAL AERONAUTICS AND SPACE ADMINISTRATION	7,723
4. ENVIRONMENTAL PROTECTION AGENCY	4,240
5. DEPARTMENT OF EDUCATION	2,910

TOP FIVE CONTRACTING OFFICES LOCATED IN THIS STATE (000)	
1 NAVY, NAVAL SHIPYARD, PORTSMOUTH	41,230
2 ARMY, USPFO FOR NEW HAMPSHIRE	8,752
3 VA MEDICAL CENTER, MANCHESTER	1,196
4 ARMY, COLD RGNS RSCH & ENGR LAB, HANOVER	549
5 AGRI, SOIL CONSERVATION SVCS, DURHAM	222

TYPE OF PRODUCT OR SERVICE	SMALL BUSINESS (000)	LARGE BUSINESS (000)	STATE & LOCAL GOV'T (000)	NON- PROFIT & OTHER (000)	TOTAL (000)
R & D	12,277	107,361	5,188	1,726	126,552
Construction	18,960	6,296	0	0	25,256
Supplies & Equipment	30,507	173,748	61	9,918	214,234
Services	16,719	76,345	133	1,626	94,823
TOTAL	78,463	363,750	5,382	13,270	460,865

TOP CONTRACTORS PERFORMING IN THIS STATE			
CIVILIAN AGENCIES CONTRACTORS	DOLLARS (000)	DEPARTMENT OF DEFENSE CONTRACTORS	DOLLARS (000)
1. NEW HAMPSHIRE UNIVERSITY SYS	4,182	1. LOCKHEED CORPORATION	249,305
2. RMC RESEARCH CORPORATION	2,685	2. DIGITAL EQUIPMENT CORPORATION	20,943
3. SIGARMS INC	2,622	3. SEQUA CORPORATION	14,203
4. CREARE RESEARCH & DEVELOPMENT	2,489	4. RAYTHEON COMPANY	12,166
5. PMR ARCHITECTS PC	2,467	5. TYCO LABORATORIES INC	11,704
6. BARLETTA ENGINEERING CORP	2,400	6. AFG INC	8,527
7. HAZWASTE INDUSTRIES INC	1,655	7. SANDERS ASSOCIATES INC	7,097
8. DIGITAL EQUIPMENT CORPORATION	1,481	8. M P B CORPORATION	6,277
9. GUARDIAN CONSTRUCTION CO	1,457	9. ROY F WESTON INC	6,272
10. JEWETT CONSTRUCTION CO INC	1,450	10. JACKSON CONSTRUCTION CO MA TR	5,329

FEDERAL PROCUREMENT DATA SYSTEM
FEDERAL PROCUREMENT DOLLARS FOR NEW JERSEY
 Fiscal Year 1992 to Date

Population 7,730,188
 Per Capita Procurement 526

Total Procurement By Place of Performance 4,064,822
 Rank Per Capita 25 Last Year 25

TOP FIVE COUNTIES					
NAME OF COUNTY	CIVILIAN AGENCIES		DEPARTMENT OF DEFENSE		TOTAL (000)
	SMALL DIS-ADVANTAGED (000)	OTHER (000)	SMALL DIS-ADVANTAGED (000)	OTHER (000)	
1. BURLINGTON	1,384	16,286	18,213	691,685	727,568
2. MERCER	1,270	161,365	1,879	313,553	478,067
3. MORRIS	674	15,402	29,023	375,485	420,584
4. MONMOUTH	312	17,297	44,171	334,959	396,739
5. PASSAIC	93	9,818	298	315,621	325,830
TOP FIVE AGENCIES WITH PLACE OF PERFORMANCE IN THIS STATE (000)					
1. DEPARTMENT OF DEFENSE					3,228,302
2. DEPARTMENT OF TRANSPORTATION					196,820
3. DEPARTMENT OF ENERGY					150,477
4. NATIONAL AERONAUTICS AND SPACE ADMINISTRATION					113,264
5. DEPARTMENT OF VETERANS AFFAIRS					100,351
TOP FIVE CONTRACTING OFFICES LOCATED IN THIS STATE (000)					
1 ARMY, COMM & ELECTRONICS CMD, FT MONMOUTH					2,654,258
2 ARMY, HQ AMCCOM, PICATINNY ARSENAL					1,000,258
3 TRANS, FEDERAL HIGHWAY ADMIN, ATLANTIC CITY					117,015
4 NAVY, AIR ENGINEERING CENTER, LAKEHURST					114,816
5 ARMY, TRAINING CENTER, FT DX					65,378
TYPE OF PRODUCT OR SERVICE	SMALL BUSINESS (000)	LARGE BUSINESS (000)	STATE & LOCAL GOV'T (000)	NON-PROFIT & OTHER (000)	TOTAL (000)
R & D	93,333	596,713	5,777	151,110	846,933
Construction	114,527	170,248	199	0	284,974
Supplies & Equipment	384,967	1,081,852	131	98,148	1,565,098
Services	365,931	949,909	2,319	49,658	1,367,817
TOTAL	958,758	2,798,722	8,426	298,916	4,064,822
TOP CONTRACTORS PERFORMING IN THIS STATE					
CIVILIAN AGENCIES CONTRACTORS	DOLLARS (000)	DEPARTMENT OF DEFENSE CONTRACTORS	DOLLARS (000)		
1. PRINCETON UNIVERSITY	120,893	1. GENERAL ELECTRIC COMPANY	903,342		
2. GENERAL ELECTRIC COMPANY	107,116	2. ASTRONAUTICS CORP OF AMERICA	173,074		
3. AMERICAN FOREIGN SHIPPING CO	39,505	3. GENERAL DYNAMICS CORPORATION	132,107		
4. MARINE TRANSPORT LINES INC	30,879	4. EXPRESSOR TRANSPORT CORP	125,394		
5. EDUCATIONAL TESTING SERVICE	25,082	5. COASTAL CORPORATION	73,681		
6. GALAXY SCIENTIFIC CORP	23,121	6. ITT CORPORATION	59,630		
7. CTA INCORPORATED	20,562	7. DIAGNOSTIC/RETRIEVAL SYSTEMS	59,463		
8. SIEMENS CORPORATION	17,493	8. BAY TANKERS INC	53,846		
9. SCHERING-PLOUGH CORPORATION	17,479	9. GENERAL ELECTRIC CO PLC THE	44,091		
10. FOSTER WHEELER CORPORATION	16,420	10. SEMCOR INC	38,277		

FEDERAL PROCUREMENT DATA SYSTEM
FEDERAL PROCUREMENT DOLLARS FOR NEW MEXICO
 Fiscal Year 1992 to Date

Population 1,515,069
 Per Capita Procurement 2,490

Total Procurement By Place of Performance 3,773,062
 Rank Per Capita 2 Last Year 17

TOP FIVE COUNTIES					
NAME OF COUNTY	CIVILIAN AGENCIES		DEPARTMENT OF DEFENSE		TOTAL (000)
	SMALL DIS-ADVANTAGED (000)	OTHER (000)	SMALL DIS-ADVANTAGED (000)	OTHER (000)	
1. BERNALILLO	32,837	1,658,133	49,540	275,464	2,015,974
2. LOS ALAMOS	173	1,112,505	2,525	6,935	1,122,138
3. DONA ANA	2,248	51,770	41,574	81,812	177,404
4. OTERO	0	2,397	18,808	104,386	125,591
5. EDDY	3,212	76,831	78	14,854	94,975

TOP FIVE AGENCIES WITH PLACE OF PERFORMANCE IN THIS STATE (000)	
1. DEPARTMENT OF ENERGY	2,803,272
2. DEPARTMENT OF DEFENSE	725,649
3. DEPARTMENT OF THE INTERIOR	70,828
4. NATIONAL AERONAUTICS AND SPACE ADMINISTRATION	53,170
5. DEPARTMENT OF HEALTH AND HUMAN SERVICES	32,730

TOP FIVE CONTRACTING OFFICES LOCATED IN THIS STATE (000)	
1 ENERGY, ALBUQUERQUE OPERATIONS OFFICE	3,813,827
2 USAF, PL/PKR R&D CONTRACTS, KIRTLAND AFB	219,189
3 USA ENGINEER DIST ALBUQUERQUE	89,702
4 ARMY, WHITE SANDS MISSILE RANGE	82,203
5 DOD, DEF EVALUATION SOP ACT, KIRTLAND AFB	68,723

TYPE OF PRODUCT OR SERVICE	SMALL BUSINESS (000)	LARGE BUSINESS (000)	STATE & LOCAL GOV'T (000)	NON-PROFIT & OTHER (000)	TOTAL (000)
R & D	67,315	100,926	2,656	21,487	192,384
Construction	158,775	177,136	4,028	0	339,939
Supplies & Equipment	98,114	54,702	265	7,650	160,731
Services	121,233	1,780,584	1,134,568	43,623	3,080,008
TOTAL	445,437	2,113,348	1,141,517	72,760	3,773,062

TOP CONTRACTORS PERFORMING IN THIS STATE			
CIVILIAN AGENCIES CONTRACTORS	DOLLARS (000)	DEPARTMENT OF DEFENSE CONTRACTORS	DOLLARS (000)
1. AMERICAN TELEPHONE & TELG CO	1,421,264	1. WISCONSIN PHYSICIANS SVC INSUR	48,180
2. UNIVERSITY OF CALIFORNIA	1,107,815	2. PHELPS INC	47,660
3. MORRISON KNUDSEN CORPORATION	88,651	3. HONEYWELL INC	39,108
4. WESTINGHOUSE ELECTRIC CORP	70,038	4. DYNACORP	35,988
5. LOCKHEED CORPORATION	39,802	5. NEW MEXICO STATE UNIVERSITY	26,869
6. LOVELACE MEDICAL FOUNDATION	19,676	6. SCIENCE APPLICATIONS INTL CORP	26,743
7. JACOBS ENGINEERING GROUP INC	13,973	7. LOCKHEED CORPORATION	19,429
8. UNC ANALYTICAL SERVICES INC	13,672	8. BDM HOLDINGS INC	16,357
9. PIERCE ENTERPRISES INC	12,928	9. EG & G INC	16,043
10. CANNON STRUCTURES INC	12,733	10. HOLLY CORPORATION	14,763

FEDERAL PROCUREMENT DATA SYSTEM
FEDERAL PROCUREMENT DOLLARS FOR NEW YORK
 Fiscal Year 1992 to Date

Population 17,990,455
 Per Capita Procurement 418

Total Procurement By Place of Performance 7,521,604
 Rank Per Capita 30 Last Year 28

TOP FIVE COUNTIES					
NAME OF COUNTY	CIVILIAN AGENCIES		DEPARTMENT OF DEFENSE		TOTAL (000)
	SMALL DIS- ADVANTAGED (000)	OTHER (000)	SMALL DIS- ADVANTAGED (000)	OTHER (000)	
1. NASSAU	939	181,270	7,126	2,415,994	2,605,329
2. BRONX	13,097	544,529	10,831	405,042	973,499
3. SUFFOLK	4,066	477,107	5,353	424,530	911,056
4. SCHENECTADY	1,523	346,322	342	256,328	604,515
5. TIOGA	0	2,954	0	375,677	378,631

TOP FIVE AGENCIES WITH PLACE OF PERFORMANCE IN THIS STATE (000)	
1. DEPARTMENT OF DEFENSE	5,407,966
2. DEPARTMENT OF ENERGY	795,195
3. GENERAL SERVICES ADMINISTRATION	323,389
4. DEPARTMENT OF TRANSPORTATION	160,872
5. DEPARTMENT OF THE TREASURY	148,688

TOP FIVE CONTRACTING OFFICES LOCATED IN THIS STATE (000)	
1 ENERGY, NAVAL REACTORS OFC, SCHENECTADY	521,003
2 GSA, FSS/PAPER PRODUCTS PROC DIV, NEW YORK	393,200
3 USA ENGINEER DIST NEW YORK	162,947
4 GSA, PBS/DESIGN & CONST BR, NEW YORK	136,551
5 GSA, PBS/REAL ESTATE DIV, NEW YORK	130,903

TYPE OF PRODUCT OR SERVICE	SMALL BUSINESS (000)	LARGE BUSINESS (000)	STATE & LOCAL GOV'T (000)	NON- PROFIT & OTHER (000)	TOTAL (000)
R & D	65,749	1,130,797	10,408	66,298	1,273,252
Construction	207,656	211,652	2	74	419,384
Supplies & Equipment	403,331	2,560,448	248	194,305	3,158,332
Services	369,140	1,736,762	17,934	546,800	2,670,636
TOTAL	1,045,876	5,639,659	28,592	807,477	7,521,604

TOP CONTRACTORS PERFORMING IN THIS STATE			
CIVILIAN AGENCIES CONTRACTORS	DOLLARS (000)	DEPARTMENT OF DEFENSE CONTRACTORS	DOLLARS (000)
1. ASSOCIATED UNIVERSITIES INC	365,296	1. GRUMMAN CORPORATION	2,035,906
2. GENERAL ELECTRIC COMPANY	354,261	2. GENERAL ELECTRIC COMPANY	973,829
3. UNISYS CORPORATION	125,971	3. INTERNATIONAL BUS MCHS CORP	378,862
4. ENSEARCH CORPORATION	78,397	4. UNISYS CORPORATION	231,696
5. PANGBORN HOLDINGS INC	54,760	5. LORAL CORPORATION	170,084
6. OMI CORPORATION	42,432	6. BILZERIAN PARTNERS LP	83,404
7. J P MORGAN & COMPANY INC	36,754	7. HARRIS CORPORATION	44,555
8. MAINE REASON INC THE	36,476	8. PHILIP MORRIS COMPANIES INC	44,001
9. MARINE CARRIERS USA INC	32,766	9. INTERNATIONAL MARINE CONS	34,788
10. BOVIS INC	32,597	10. GIBBS & COX INC	34,084

FEDERAL PROCUREMENT DATA SYSTEM
FEDERAL PROCUREMENT DOLLARS FOR NORTH CAROLINA
 Fiscal Year 1992 to Date

Population 6,628,637
 Per Capita Procurement 306

Total Procurement By Place of Performance 2,027,394
 Rank Per Capita 40 Last Year 40

TOP FIVE COUNTIES					
NAME OF COUNTY	CIVILIAN AGENCIES		DEPARTMENT OF DEFENSE		TOTAL (000)
	SMALL DIS-ADVANTAGED (000)	OTHER (000)	SMALL DIS-ADVANTAGED (000)	OTHER (000)	
1. GUILFORD	389	52,189	4,690	613,458	670,726
2. DURHAM	9,921	184,574	2,711	21,805	219,011
3. CUMBERLAND	1,611	4,671	8,627	165,448	180,357
4. WAKE	208	43,383	26	113,482	157,099
5. FORSYTH	3	9,277	30	113,130	122,440
TOP FIVE AGENCIES WITH PLACE OF PERFORMANCE IN THIS STATE (000)					
1. DEPARTMENT OF DEFENSE					1,498,365
2. ENVIRONMENTAL PROTECTION AGENCY					106,200
3. DEPARTMENT OF HEALTH AND HUMAN SERVICES					83,874
4. DEPARTMENT OF STATE					69,135
5. GENERAL SERVICES ADMINISTRATION					64,226
TOP FIVE CONTRACTING OFFICES LOCATED IN THIS STATE (000)					
1 EPA, RESEARCH TRIANGLE PARK					295,500
2 ARMY, DIRECTORATE OF CONT, FT BRAGG					116,722
3 HHS, NATL INSTI FOR HEALTH, RESEARCH TRI PK					60,531
4 ARMY, RESEARCH LAB, RESEARCH TRIANGLE PK					50,679
5 TRANSPORTATION, COAST GUARD, ELIZABETH CITY					32,651
TYPE OF PRODUCT OR SERVICE	SMALL BUSINESS (000)	LARGE BUSINESS (000)	STATE & LOCAL GOVT (000)	NON-PROFIT & OTHER (000)	TOTAL (000)
R & D	8,907	253,051	9,326	44,131	315,415
Construction	127,298	148,762	0	607	276,667
Supplies & Equipment	128,756	680,913	248	78,055	887,972
Services	106,932	310,933	22,493	106,982	547,340
TOTAL	371,893	1,393,659	32,067	229,775	2,027,394
TOP CONTRACTORS PERFORMING IN THIS STATE					
CIVILIAN AGENCIES CONTRACTORS	DOLLARS (000)	DEPARTMENT OF DEFENSE CONTRACTORS		DOLLARS (000)	
1. RESEARCH TRIANGLE INSTITUTE	58,214	1. AMERICAN TELEPHONE & TELG CO		612,290	
2. PHILIPP HOLZMANN AKTIENGESELLS	40,917	2. EXIDE ELECTRONICS CORP		97,323	
3. AMERICAN TELEPHONE & TELG CORP	34,664	3. VECTURA GROUP INC		31,118	
4. CENTEX CORPORATION	21,511	4. CAROLINA PWR & LIGHT COMPANY		28,210	
5. GLAXO INC	20,852	5. PIZZAGALLI CONSTRUCTION CO		27,736	
6. NORTHROP CORPORATION	18,865	6. AMERICA SAFT INC		20,919	
7. UNIVERSITY OF NORTH CAROLINA	17,335	7. NC DEPT OF HUMAN RESOURCES		17,118	
8. MASCO CORPORATION	14,606	8. CONTEL CORPORATION		14,016	
9. PEANUT PROCESSORS INC	12,563	9. WELLCO ENTERPRISES INC		13,487	
10. MANTECH ENVIR TECH INC	10,862	10. ASTRONAUTICS CORP OF AMERICA		12,904	

FEDERAL PROCUREMENT DATA SYSTEM
FEDERAL PROCUREMENT DOLLARS FOR NORTH DAKOTA
 Fiscal Year 1992 to Date

Population 638,800
 Per Capita Procurement 310

Total Procurement By Place of Performance 197,744
 Rank Per Capita 38 Last Year 37

TOP FIVE COUNTIES					
NAME OF COUNTY	CIVILIAN AGENCIES		DEPARTMENT OF DEFENSE		TOTAL (000)
	SMALL DIS- ADVANTAGED (000)	OTHER (000)	SMALL DIS- ADVANTAGED (000)	OTHER (000)	
1. ROLETTE	47	2,326	31,770	8,845	42,988
2. WARD	0	2,396	8,795	30,988	42,179
3. GRAND FORKS	195	4,843	3,591	30,605	39,234
4. STUTSMAN	0	2,319	0	10,655	12,974
5. CASS	0	3,252	0	8,488	11,740

TOP FIVE AGENCIES WITH PLACE OF PERFORMANCE IN THIS STATE (000)	
1. DEPARTMENT OF DEFENSE	146,874
2. DEPARTMENT OF THE INTERIOR	18,546
3. DEPARTMENT OF HEALTH AND HUMAN SERVICES	12,986
4. DEPARTMENT OF AGRICULTURE	7,532
5. GENERAL SERVICES ADMINISTRATION	4,632

TOP FIVE CONTRACTING OFFICES LOCATED IN THIS STATE (000)	
1 USAF, CINCSAC/LGC, MINOT	25,357
2 USAF, CINCSAC/LGC, GRAND FORKS	24,156
3 VA MEDICAL/RO CENTER, FARGO	2,120
4 ARMY, USPFA FOR NORTH DAKOTA, BISMARCK	1,952
5 AGRI, FARMERS HOME ADMIN, BISMARCK	604

TYPE OF PRODUCT OR SERVICE	SMALL BUSINESS (000)	LARGE BUSINESS (000)	STATE & LOCAL GOV'T (000)	NON- PROFIT & OTHER (000)	TOTAL (000)
R & D	2,373	0	1,445	646	4,464
Construction	61,035	3,299	76	1	64,411
Supplies & Equipment	38,046	23,818	14	356	62,234
Services	23,027	13,887	22,497	7,224	66,635
TOTAL	124,481	41,004	24,032	8,227	197,744

TOP CONTRACTORS PERFORMING IN THIS STATE			
CIVILIAN AGENCIES CONTRACTORS	DOLLARS (000)	DEPARTMENT OF DEFENSE CONTRACTORS	DOLLARS (000)
1. THREE AFFILIATED TRIBES	3,629	1. TURTLE MOUNTAIN MFG CO	31,770
2. TRENTON INDIAN SERVICE AREA	3,535	2. WESTERN GEAR CORPORATION	10,655
3. UNITED TRIBES TCHNICAL COLLEGE	3,319	3. LOWES CORPORATION	8,845
4. STANDING ROCK SIOUX TRIBE GOVT	3,152	4. BLACK & DECKER CORPORATION	5,497
5. DEVILS LAKE SIOUX TRIBE	3,047	5. INDUSTRIAL BUILDERS INC	5,400
6. STANDING ROCK INDIAN BAPTIST M	2,587	6. NODAK RURAL ELECTRIC COOP	4,747
7. NORTH CENTRAL COMMODITIES	2,494	7. DUBOIS & SONS MASONRY INC	4,625
8. MOTOR COACH INDS INC	2,114	8. ROLAC CONTRACTING INC	4,308
9. HARVEY SAND AND GRAVEL INC	2,001	9. BAUKOL BUILDERS INC	3,970
10. TURTLE MOUNTAIN BAND OF CHIPPE	1,734	10. WHEELER CONTRACTING INC	3,672

FEDERAL PROCUREMENT DATA SYSTEM
FEDERAL PROCUREMENT DOLLARS FOR OHIO
 Fiscal Year 1992 to Date

Population 10,847,115
 Per Capita Procurement 428

Total Procurement By Place of Performance 4,644,858
 Rank Per Capita 29 Last Year 24

TOP FIVE COUNTIES					
NAME OF COUNTY	CIVILIAN AGENCIES		DEPARTMENT OF DEFENSE		TOTAL (000)
	SMALL DIS-ADVANTAGED (000)	OTHER (000)	SMALL DIS-ADVANTAGED (000)	OTHER (000)	
1. HAMILTON	39,328	277,773	13,362	1,133,908	1,464,371
2. GREENE	4,318	30,642	140,151	639,373	814,484
3. PIKE	10,296	490,110	0	0	500,406
4. CUYAHOGA	17,434	292,953	2,078	125,682	438,147
5. MONTGOMERY	4,751	219,055	7,502	20,488	251,796
TOP FIVE AGENCIES WITH PLACE OF PERFORMANCE IN THIS STATE (000)					
1. DEPARTMENT OF DEFENSE					3,028,478
2. DEPARTMENT OF ENERGY					959,792
3. NATIONAL AERONAUTICS AND SPACE ADMINISTRATION					260,686
4. GENERAL SERVICES ADMINISTRATION					101,683
5. DEPARTMENT OF VETERANS AFFAIRS					63,339
TOP FIVE CONTRACTING OFFICES LOCATED IN THIS STATE (000)					
1 USAF, ASC/YSK, WRIGHT PATTERSON AFB					4,387,149
2 USAF, ASC/YPK, WRIGHT PATTERSON AFB					1,842,096
3 USAF, HQ AFMC/PKAA, WRIGHT PATTERSON AFB					1,566,499
4 USAF, ASC/YFK, WRIGHT PATTERSON AFB					1,265,159
5 USAF, ASC/YCK, WRIGHT PATTERSON AFB					790,768
TYPE OF PRODUCT OR SERVICE	SMALL BUSINESS (000)	LARGE BUSINESS (000)	STATE & LOCAL GOV'T (000)	NON-PROFIT & OTHER (000)	TOTAL (000)
R & D	79,764	259,303	2,405	101,894	443,366
Construction	148,042	105,571	0	246	253,859
Supplies & Equipment	313,764	1,677,022	167	141,785	2,132,738
Services	249,792	1,436,154	8,656	120,293	1,814,895
TOTAL	791,362	3,478,050	11,228	364,218	4,644,858
TOP CONTRACTORS PERFORMING IN THIS STATE					
CIVILIAN AGENCIES CONTRACTORS	DOLLARS (000)	DEPARTMENT OF DEFENSE CONTRACTORS	DOLLARS (000)		
1. OHIO VALLEY ELECTRIC CORP	323,000	1. GENERAL ELECTRIC COMPANY	501,265		
2. EG & G INC	208,211	2. CFM INTERNATIONAL INC	447,646		
3. GOODYEAR TIRE & RUBBER CO	166,865	3. HARSCO CORPORATION	145,714		
4. WESTINGHOUSE ELECTRIC CORP	150,950	4. LORAL CORPORATION	88,446		
5. SVERDRUP CORPORATION	48,890	5. GENERAL DYNAMICS CORPORATION	81,977		
6. BATTELLE MEMORIAL INSTITUTE	42,190	6. BATTELLE MEMORIAL INSTITUTE	76,537		
7. CENTERIOR ENERGY CORPORATION	38,960	7. ELKEM METALS COMPANY	57,186		
8. ADVANCED SCIENCE INC	33,508	8. SYSTEMS CONTROL TECHNOLOGY	52,070		
9. CORTEZ III SERVICE CORP	28,848	9. BRITISH PETROLEUM OIL CO	51,984		
10. ANALEX CORPORATION	27,479	10. COMPUTER SCIENCES CORPORATION	51,244		

FEDERAL PROCUREMENT DATA SYSTEM
FEDERAL PROCUREMENT DOLLARS FOR OKLAHOMA
 Fiscal Year 1992 to Date

Population 3,145,585
 Per Capita Procurement 348

Total Procurement By Place of Performance 1,094,850
 Rank Per Capita 35 Last Year 41

TOP FIVE COUNTIES					
NAME OF COUNTY	CIVILIAN AGENCIES		DEPARTMENT OF DEFENSE		TOTAL (000)
	SMALL DIS-ADVANTAGED (000)	OTHER (000)	SMALL DIS-ADVANTAGED (000)	OTHER (000)	
1. CANADIAN	26,307	109,212	8,637	92,359	236,515
2. OKLAHOMA	4,862	2,489	24,844	180,657	212,852
3. COMANCHE	297	11,602	15,462	110,567	137,928
4. OSAGE	3,008	22,961	2,654	55,619	84,242
5. GARFIELD	0	1,697	36	60,446	62,179

TOP FIVE AGENCIES WITH PLACE OF PERFORMANCE IN THIS STATE (000)	
1. DEPARTMENT OF DEFENSE	753,901
2. DEPARTMENT OF TRANSPORTATION	68,423
3. DEPARTMENT OF HEALTH AND HUMAN SERVICES	61,846
4. GENERAL SERVICES ADMINISTRATION	46,867
5. DEPARTMENT OF THE INTERIOR	46,023

TOP FIVE CONTRACTING OFFICES LOCATED IN THIS STATE (000)	
1 USAF, OKLAHOMA CITY ALC/LAD, TINKER AFB	1,500,871
2 USAF, OKLAHOMA CITY ALC/LPO, TINKER AFB	253,994
3 USA ENGINEER DIST TULSA	208,262
4 USAF, OKLAHOMA CITY ALC/LID, TINKER AFB	196,728
5 TRANS, FED AVIATION ADMIN, OKLAHOMA CITY	132,188

TYPE OF PRODUCT OR SERVICE	SMALL BUSINESS (000)	LARGE BUSINESS (000)	STATE & LOCAL GOV'T (000)	NON-PROFIT & OTHER (000)	TOTAL (000)
R & D	12,784	3,714	246	3,234	19,978
Construction	151,099	103,825	0	0	254,924
Supplies & Equipment	107,804	107,318	812	5,940	221,874
Services	119,840	311,338	90,775	76,121	598,074
TOTAL	391,527	526,195	91,833	85,295	1,094,850

TOP CONTRACTORS PERFORMING IN THIS STATE			
CIVILIAN AGENCIES CONTRACTORS	DOLLARS (000)	DEPARTMENT OF DEFENSE CONTRACTORS	DOLLARS (000)
1. CARTER CHEVROLET AGENCY INC	28,205	1. NORTHROP CORPORATION	76,778
2. UNIVERSITY OF OKLAHOMA	22,577	2. LEAR SIEGLER HOLDINGS CORP	60,219
3. PFAFFCO ETAL	21,561	3. BOEING COMPANY THE	57,504
4. CHEROKEE NATION TRIBE OKLAHOMA	20,996	4. MCDONNELL DOUGLAS CORPORATION	41,809
5. FRONTIER ENGINEERING INC	15,359	5. WYNN CONSTRUCTION COMPANY	25,401
6. CREEK NATION TRIBE OKLAHOMA	14,800	6. GRANITE CONSTRUCTION COMPANY	23,064
7. CHOCTAW NATION OF OKLAHOMA	13,831	7. DU PONT E I DE NEMOURS	21,498
8. FLINT INDUSTRIES INC	13,429	8. TELECOMMUNICATION SCIENCE ASSOC	18,052
9. RES-CARE DEVELOPMENT COMPANY	11,084	9. WYNN CONSTRUCTION COMPANY	17,321
10. ASI RCC INC	8,322	10. JONES JOHN T CONSTRUCTION CO	16,527

FEDERAL PROCUREMENT DATA SYSTEM
FEDERAL PROCUREMENT DOLLARS FOR OREGON
 Fiscal Year 1992 to Date

Population 2,842,321
 Per Capita Procurement 180

Total Procurement By Place of Performance 511,217
 Rank Per Capita 49 Last Year 50

TOP FIVE COUNTIES					
NAME OF COUNTY	CIVILIAN AGENCIES		DEPARTMENT OF DEFENSE		TOTAL (000)
	SMALL DIS-ADVANTAGED (000)	OTHER (000)	SMALL DIS-ADVANTAGED (000)	OTHER (000)	
1. CLACKAMAS	7,020	111,919	1,157	58,930	179,026
2. WASHINGTON	85	5,559	84	51,415	57,143
3. HOOD RIVER	0	1,280	0	30,568	31,848
4. DOUGLAS	655	16,594	94	3,202	20,545
5. CLATSOP	370	16,196	362	2,545	19,473
TOP FIVE AGENCIES WITH PLACE OF PERFORMANCE IN THIS STATE (000)					
1. DEPARTMENT OF DEFENSE					202,430
2. DEPARTMENT OF AGRICULTURE					103,639
3. DEPARTMENT OF TRANSPORTATION					48,665
4. DEPARTMENT OF THE INTERIOR					45,868
5. DEPARTMENT OF HEALTH AND HUMAN SERVICES					28,731
TOP FIVE CONTRACTING OFFICES LOCATED IN THIS STATE (000)					
1 USA ENGINEER DISTRICT PORTLAND					64,371
2 INTERIOR, BUR OF INDIAN AFS, PORTLAND					63,925
3 HHS, PUBLIC HEALTH SERVICE, PORTLAND					59,344
4 INTERIOR, BUR OF LAND MGT, PORTLAND					25,009
5 AGRI, FOREST SERVICE, PORTLAND					12,684
TYPE OF PRODUCT OR SERVICE	SMALL BUSINESS (000)	LARGE BUSINESS (000)	STATE & LOCAL GOV'T (000)	NON-PROFIT & OTHER (000)	TOTAL (000)
R & D	9,934	19,075	2,529	6,716	38,254
Construction	59,600	41,361	0	2,336	103,297
Supplies & Equipment	60,449	102,327	1,570	7,470	171,816
Services	116,081	40,800	32,624	8,345	197,850
TOTAL	246,064	203,563	36,723	24,867	511,217
TOP CONTRACTORS PERFORMING IN THIS STATE					
CIVILIAN AGENCIES CONTRACTORS	DOLLARS (000)	DEPARTMENT OF DEFENSE CONTRACTORS	DOLLARS (000)		
1. CARGILL INCORPORATED	17,826	1. TEKTRONX INC	25,145		
2. H C INC	17,623	2. KIEWIT/AL JOHNSON JV	20,029		
3. MANAGEMENT AND TRAINING CORP	10,313	3. DAIMLER-BENZ AG	14,068		
4. CASCADE GENERAL INC	8,335	4. INTEL CORPORATION	12,125		
5. OREGON STATE OF	6,238	5. F L I R SYSTEMS INC	10,051		
6. KLAMATH TRIBE EXEC COMMITTEE	5,687	6. S J GROVES & SONS COMPANY	9,968		
7. DELOITTE & TOUCHE	5,466	7. OREGON IRON WORKS INC	9,525		
8. MARZER VENTURE	5,120	8. F2M INC	8,500		
9. LOUIS DREYFUS CORPORATION	5,111	9. LITTON INDUSTRIES INC	6,862		
10. BART ASSOCIATES INC	4,024	10. PLANAR SYSTEMS INC	6,302		

FEDERAL PROCUREMENT DATA SYSTEM
FEDERAL PROCUREMENT DOLLARS FOR PENNSYLVANIA
 Fiscal Year 1992 to Date

Population 11,881,643
 Per Capita Procurement 401

Total Procurement By Place of Performance 4,758,860
 Rank Per Capita 32 Last Year 35

TOP FIVE COUNTIES					
NAME OF COUNTY	CIVILIAN AGENCIES		DEPARTMENT OF DEFENSE		TOTAL (000)
	SMALL DIS-ADVANTAGED (000)	OTHER (000)	SMALL DIS-ADVANTAGED (000)	OTHER (000)	
1. PHILADELPHIA	11,885	493,016	17,220	1,051,673	1,573,794
2. ALLEGHENY	16,802	465,181	609	471,984	954,576
3. MONTGOMERY	3,357	283,416	6,641	274,415	567,829
4. YORK	92	23,897	941	191,688	216,618
5. DELAWARE	559	16,387	169	138,964	156,079

TOP FIVE AGENCIES WITH PLACE OF PERFORMANCE IN THIS STATE (000)	
1. DEPARTMENT OF DEFENSE	3,063,162
2. DEPARTMENT OF ENERGY	474,041
3. TENNESSEE VALLEY AUTHORITY	231,515
4. NATIONAL AERONAUTICS AND SPACE ADMINISTRATION	171,351
5. GENERAL SERVICES ADMINISTRATION	139,128

TOP FIVE CONTRACTING OFFICES LOCATED IN THIS STATE (000)	
1 DOD, DLA, PERS SPT CTR (SUBS), PHILADELPHIA	982,586
2 NAVY, NRCC (LG PURCH), PHILADELPHIA	628,370
3 DOD, DLA, PERS SPT CTR (CLOTH & TEX), PHILA	577,779
4 DOD, DLA, PERS SPT CTR (MEDICAL), PHILA	320,756
5 ENERGY, PITTSBURGH NAVAL REACTORS OFFICE	247,787

TYPE OF PRODUCT OR SERVICE	SMALL BUSINESS (000)	LARGE BUSINESS (000)	STATE & LOCAL GOV'T (000)	NON-PROFIT & OTHER (000)	TOTAL (000)
R & D	56,472	1,149,236	5,932	159,791	1,371,431
Construction	136,073	172,519	0	0	308,592
Supplies & Equipment	385,900	1,548,141	209	49,887	1,984,137
Services	309,299	744,963	9,230	31,208	1,094,700
TOTAL	887,744	3,614,859	15,371	240,886	4,758,860

TOP CONTRACTORS PERFORMING IN THIS STATE			
CIVILIAN AGENCIES CONTRACTORS	DOLLARS (000)	DEPARTMENT OF DEFENSE CONTRACTORS	DOLLARS (000)
1. WESTINGHOUSE ELECTRIC COMPANY	352,492	1. BOEING SKORSKY LHX PROGRAM	457,503
2. RAYTHEON COMPANY	203,844	2. BOEING COMPANY THE	348,292
3. GENERAL ELECTRIC COMPANY	189,169	3. WESTINGHOUSE ELECTRIC COMPANY	329,114
4. I O M	101,564	4. GENERAL ELECTRIC COMPANY	188,562
5. AMERICAN BANK NOTE COMPANY	38,441	5. HARSCO CORPORATION	118,384
6. ROY F WESTON INC	22,459	6. SUN COMPANY INC	65,117
7. INTERMAGNETICS GENERAL CORP	21,437	7. CARNEGIE-MELLON UNIVERSITY	55,439
8. MANAGEMENT AND TRAINING CORP	19,307	8. PENNSYLVANIA STATE UNIV INC	42,875
9. VOITH HYDRO INC	19,255	9. LANE INDUSTRIES INCORPORATED	39,009
10. INTERNATIONAL COMPUTER CORP	18,994	10. JONES GROUP INC	36,388

FEDERAL PROCUREMENT DATA SYSTEM
FEDERAL PROCUREMENT DOLLARS FOR RHODE ISLAND
 Fiscal Year 1992 to Date

Population 1,003,464
 Per Capita Procurement 488

Total Procurement By Place of Performance 489,582
 Rank Per Capita 27 Last Year 32

TOP FIVE COUNTIES					
NAME OF COUNTY	CIVILIAN AGENCIES		DEPARTMENT OF DEFENSE		TOTAL (000)
	SMALL DIS- ADVANTAGED (000)	OTHER (000)	SMALL DIS- ADVANTAGED (000)	OTHER (000)	
1. NEWPORT	32	4,323	15,533	361,981	381,869
2. PROVIDENCE	371	24,282	131	53,816	78,600
3. WASHINGTON	118	8,528	121	9,604	18,371
4. KENT	6	3,484	62	4,994	8,546
5. BRISTOL	0	49	131	2,016	2,196
TOP FIVE AGENCIES WITH PLACE OF PERFORMANCE IN THIS STATE (000)					
1. DEPARTMENT OF DEFENSE	448,389				
2. DEPARTMENT OF VETERANS AFFAIRS	12,063				
3. ENVIRONMENTAL PROTECTION AGENCY	6,200				
4. GENERAL SERVICES ADMINISTRATION	6,139				
5. DEPARTMENT OF TRANSPORTATION	4,040				
TOP FIVE CONTRACTING OFFICES LOCATED IN THIS STATE (000)					
1 NAVY, UNDRWTR SYS CTR (911), NEWPORT	82,768				
2 NAVY, UNDRWTR SYS CTR (922), NEWPORT	81,047				
3 NAVY, UNDRWTR SYS CTR (921), NEWPORT	79,639				
4 NAVY, UNDRWTR SYS CTR (912), NEWPORT	75,631				
5 NAVY, UNDRWTR WARFARE CTR, NEWPORT	19,736				
TYPE OF PRODUCT OR SERVICE	SMALL BUSINESS (000)	LARGE BUSINESS (000)	STATE & LOCAL GOV'T (000)	NON- PROFIT & OTHER (000)	TOTAL (000)
R & D	5,060	22,535	262	2,942	30,799
Construction	22,843	479	0	0	23,322
Supplies & Equipment	17,253	257,334	0	7,859	282,446
Services	51,982	94,730	2,269	4,034	153,015
TOTAL	97,138	375,078	2,531	14,835	489,582
TOP CONTRACTORS PERFORMING IN THIS STATE					
CIVILIAN AGENCIES CONTRACTORS	DOLLARS (000)	DEPARTMENT OF DEFENSE CONTRACTORS		DOLLARS (000)	
1. HARRIS WHOLESAL	5,331	1. RAYTHEON COMPANY	204,723		
2. REYNOLDS METALS COMPANY	2,548	2. MINE SAFETY APPLS COMPANY	44,253		
3. AMERICAN SHIPYARD CORP	2,338	3. MCLAUGHLIN RESEARCH CORP	10,615		
4. BROWN UNIVERSITY	2,238	4. TRINITY INDUSTRIES INC	9,394		
5. SCIENCE APPLICATIONS INTL CORP	2,147	5. AQUIDNECK MGT ASSOC LTD	9,259		
6. NARRAGSETT INDIAN TRIBE	1,944	6. ANALYSIS & TECHNOLOGY INC	8,122		
7. INTERNATIONAL PACKAGING CORP	1,711	7. HARNISCHFEGER INDUSTRIES INC	6,842		
8. APPLIED SCIENCE ASSOCIATES	1,317	8. WESTINGHOUSE ELECTRIC CORP	6,590		
9. A J OSTER CO	988	9. PURVIS SYSTEMS INCORPORATED	6,415		
10. HYMAN BRICKLE & SON INC	955	10. PCC TECHNICAL INDUSTRIES INC	6,257		

FEDERAL PROCUREMENT DATA SYSTEM
FEDERAL PROCUREMENT DOLLARS FOR SOUTH CAROLINA
 Fiscal Year 1992 to Date

Population 3,486,703
 Per Capita Procurement 840

Total Procurement By Place of Performance 2,930,332
 Rank Per Capita 16 Last Year 15

TOP FIVE COUNTIES					
NAME OF COUNTY	CIVILIAN AGENCIES		DEPARTMENT OF DEFENSE		TOTAL (000)
	SMALL DIS-ADVANTAGED (000)	OTHER (000)	SMALL DIS-ADVANTAGED (000)	OTHER (000)	
1. AIKEN	3,544	2,098,525	85	3,493	2,105,647
2. CHARLESTON	134	11,747	13,300	328,875	354,056
3. RICHLAND	407	20,486	4,170	130,795	155,858
4. GREENVILLE	0	14,042	0	50,917	64,959
5. BERKELEY	20	3,247	4,494	45,570	53,331
TOP FIVE AGENCIES WITH PLACE OF PERFORMANCE IN THIS STATE (000)					
1. DEPARTMENT OF ENERGY					2,105,042
2. DEPARTMENT OF DEFENSE					735,714
3. GENERAL SERVICES ADMINISTRATION					29,451
4. DEPARTMENT OF STATE					12,711
5. DEPARTMENT OF VETERANS AFFAIRS					10,393
TOP FIVE CONTRACTING OFFICES LOCATED IN THIS STATE (000)					
1 ENERGY, SAVANNAH RIVER OPS OFC, AIKEN					2,111,308
2 NAVY, SUPPLY CENTER, CHARLESTON					224,265
3 NAVY, COASTAL SYSTEMS CTR, CHARLESTON					51,837
4 NAVY, ELECTRONICS SYS ENG, CHARLESTON					39,369
5 USA ENGINEER DISTR CHARLESTON					32,145
TYPE OF PRODUCT OR SERVICE	SMALL BUSINESS (000)	LARGE BUSINESS (000)	STATE & LOCAL GOV'T (000)	NON-PROFIT & OTHER (000)	TOTAL (000)
R & D	2,096	526	1,958	70,709	75,289
Construction	91,265	41,829	0	0	133,094
Supplies & Equipment	76,139	171,674	60	1,468	249,341
Services	151,410	2,302,570	4,137	14,491	2,472,608
TOTAL	320,910	2,516,599	6,155	86,668	2,930,332
TOP CONTRACTORS PERFORMING IN THIS STATE					
CIVILIAN AGENCIES CONTRACTORS	DOLLARS (000)	DEPARTMENT OF DEFENSE CONTRACTORS	DOLLARS (000)		
1. WESTINGHOUSE ELECTRIC CORP	1,975,848	1. F N MANUFACTURING INC	49,080		
2. WACKENHUT CORPORATION	71,732	2. MACALLOY CORPORATION	45,954		
3. STONE & WEBSTER INCORPORATED	17,488	3. SCRA	42,422		
4. HALLIBURTON COMPANY	15,383	4. BLUE CROSS & BLUE SHIELD OF SC	41,262		
5. AM-PRO PROTECTIVE AGENCY INC	12,474	5. DETYENS SHIPYARD INC	28,227		
6. WHITE CONSOLIDATED INDUSTRIES INC	7,612	6. SOUTH CAROLINA RES AUTHORITY	27,005		
7. SCIENCE APPLICATIONS INTL CORP	6,265	7. LOCKHEED CORPORATION	26,865		
8. FLUOR CORPORATION	4,343	8. MILCOM SYSTEMS CORPORATION	24,748		
9. MINACT INC	3,723	9. ABB ASEA BROWN BOVERI LTD	20,134		
10. BLACK & DECKER CORPORATION	3,658	10. NATCO LIMITED PARTNERSHIP	15,523		

FEDERAL PROCUREMENT DATA SYSTEM
 FEDERAL PROCUREMENT DOLLARS FOR **SOUTH DAKOTA**
 Fiscal Year 1992 to Date

Population 696,004

Total Procurement By Place of Performance 215,734

Per Capita Procurement 310

Rank Per Capita 39

Last Year 43

TOP FIVE COUNTIES					
NAME OF COUNTY	CIVILIAN AGENCIES		DEPARTMENT OF DEFENSE		TOTAL (000)
	SMALL DIS- ADVANTAGED (000)	OTHER (000)	SMALL DIS- ADVANTAGED (000)	OTHER (000)	
1. MEADE	321	2,352	2,884	40,423	45,980
2. LINCOLN	323	24,121	80	12,680	37,204
3. CODINGTON	72	16,580	0	27	16,679
4. MINNEHAHA	0	9,697	347	6,286	16,330
5. PENNINGTON	510	10,357	103	3,803	14,773
TOP FIVE AGENCIES WITH PLACE OF PERFORMANCE IN THIS STATE (000)					
1. DEPARTMENT OF DEFENSE					79,442
2. DEPARTMENT OF THE INTERIOR					51,860
3. DEPARTMENT OF AGRICULTURE					36,991
4. DEPARTMENT OF HEALTH AND HUMAN SERVICES					20,423
5. DEPARTMENT OF ENERGY					9,477
TOP FIVE CONTRACTING OFFICES LOCATED IN THIS STATE (000)					
1 HHS, PUBLIC HEALTH SVCS, ABERDEEN					35,975
2 INTERIOR, BUR OF INDIAN AFFAIRS, ABERDEEN					32,211
3 USAF, SMW/LGC, ELLSWORTH AFB					30,586
4 ARMY, USPFO FOR SOUTH DAKOTA, RAPID CITY					6,917
5 HHS, INDIAN HEALTH SVCS, ABERDEEN					5,090
TYPE OF PRODUCT OR SERVICE	SMALL BUSINESS (000)	LARGE BUSINESS (000)	STATE & LOCAL GOV'T (000)	NON- PROFIT & OTHER (000)	TOTAL (000)
R & D	260	0	470	28	758
Construction	54,123	15,229	89	0	69,441
Supplies & Equipment	19,811	47,857	16	263	67,947
Services	19,773	25,213	28,670	3,932	77,588
TOTAL	93,967	88,299	29,245	4,223	215,734
TOP CONTRACTORS PERFORMING IN THIS STATE					
CIVILIAN AGENCIES CONTRACTORS	DOLLARS (000)	DEPARTMENT OF DEFENSE CONTRACTORS		DOLLARS (000)	
1. OGLALA SIOUX TRIBAL COUNCIL	10,960	1. DYCOM INDUSTRIES INC	10,365		
2. AMERICAN FINANCIAL CORPORATION	8,895	2. HUNT BUILDING CORPORATION	8,104		
3. GENERAL MOTORS CORPORATION	8,419	3. RAVEN INDUSTRIES INC	7,489		
4. TGS TECHNOLOGIES INC	8,408	4. E A ENGRNG SCIENCE TECH	4,255		
5. GENERAL ELECTRIC CO PLC THE	8,377	5. SWIFT CONTRACTORS INC	3,854		
6. AMERICAN FOODS GROUP INC	5,830	6. MILLENUM II INC	3,113		
7. EL JAY POULTRY CORP	5,717	7. AMERICAN FINANCIAL CORPORATION	2,323		
8. CONSOLIDATED BEEF INDUSTRIES	4,156	8. MOUSEL CONSTRUCTION INC	2,164		
9. HEAVY CONSTRUCTORS INC	3,793	9. ROSCO MANUFACTURING CO	2,015		
10. GFI AMERICA INC	3,203	10. EPS TECHNOLOGIES INC	1,898		

FEDERAL PROCUREMENT DATA SYSTEM
FEDERAL PROCUREMENT DOLLARS FOR TENNESSEE
 Fiscal Year 1992 to Date

Population 4,877,185
 Per Capita Procurement 855

Total Procurement By Place of Performance 4,168,384
 Rank Per Capita 15 Last Year 12

TOP FIVE COUNTIES					
NAME OF COUNTY	CIVILIAN AGENCIES		DEPARTMENT OF DEFENSE		TOTAL (000)
	SMALL DIS-ADVANTAGED (000)	OTHER (000)	SMALL DIS-ADVANTAGED (000)	OTHER (000)	
1. ANDERSON	58,677	1,962,388	833	26,465	2,048,363
2. HAMILTON	1,858	544,562	344	9,589	556,353
3. SHELBY	4,509	56,921	11,713	393,356	466,499
4. COFFEE	1,307	17,418	2,167	306,187	327,079
5. HAWKINS	0	517	0	118,980	119,497
TOP FIVE AGENCIES WITH PLACE OF PERFORMANCE IN THIS STATE (000)					
1. DEPARTMENT OF ENERGY					2,065,924
2. DEPARTMENT OF DEFENSE					1,236,636
3. TENNESSEE VALLEY AUTHORITY					676,948
4. GENERAL SERVICES ADMINISTRATION					47,984
5. DEPARTMENT OF THE TREASURY					29,953
TOP FIVE CONTRACTING OFFICES LOCATED IN THIS STATE (000)					
1 ENERGY, OAK RIDGE OPERATIONS OFFICE					3,124,643
2 TVA, PURCH-INFO SVCS, CHATTANOOGA					1,322,927
3 USAF, AEDC/PKO OPER, ARNOLD ENG DEV CT					195,094
4 USA ENGINEER DISTRICT MEMPHIS					59,226
5 ARMY, USPFO FOR TENNESSEE, NASHVILLE					30,961
TYPE OF PRODUCT OR SERVICE	SMALL BUSINESS (000)	LARGE BUSINESS (000)	STATE & LOCAL GOV'T (000)	NON-PROFIT & OTHER (000)	TOTAL (000)
R & D	11,731	203,397	1,121	19,122	235,371
Construction	59,905	110,353	0	0	170,258
Supplies & Equipment	283,589	333,992	109	22,982	640,672
Services	132,303	2,914,849	2,577	72,354	3,122,083
TOTAL	487,528	3,562,591	3,807	114,458	4,168,384
TOP CONTRACTORS PERFORMING IN THIS STATE					
CIVILIAN AGENCIES CONTRACTORS	DOLLARS (000)	DEPARTMENT OF DEFENSE CONTRACTORS		DOLLARS (000)	
1. MARTIN MARIETTA CORPORATION	1,668,196	1. FED EX PAN AM NORTHWEST ET AL	256,350		
2. GENERAL ELECTRIC COMPANY	469,956	2. ARVIN INDUSTRIES INC	114,774		
3. MORRISON KNUDSEN CORPORATION	101,788	3. SCHNEIDER HOLDINGS INC	101,976		
4. YANCY MINERALS INC	90,124	4. MARTIN MARIETTA CORPORATION	95,592		
5. OAK RIDGE ASSOD UNIVERSITIES	61,262	5. EBASCO CONSTR GUST NEWBERG JV	71,861		
6. NUCLEAR FUEL SERVICES INC	47,769	6. RAYTHEON COMPANY	67,092		
7. BECHTEL GROUP INC	43,789	7. ARVIN INDUSTRIES INC	49,433		
8. LORAL CORPORATION	28,412	8. SVERDRUP CORPORATION	48,124		
9. SCIENTEX CORPORATION	21,819	9. HERCULES INCORPORATED	46,096		
10. ENSERCH CORPORATION	18,422	10. KILGORE CORPORATION	28,178		

FEDERAL PROCUREMENT DATA SYSTEM
FEDERAL PROCUREMENT DOLLARS FOR TEXAS
 Fiscal Year 1992 to Date

Population 16,986,510
 Per Capita Procurement 691

Total Procurement By Place of Performance 11,734,113
 Rank Per Capita 20 Last Year 21

TOP FIVE COUNTIES					
NAME OF COUNTY	CIVILIAN AGENCIES		DEPARTMENT OF DEFENSE		TOTAL (000)
	SMALL DIS-ADVANTAGED (000)	OTHER (000)	SMALL DIS-ADVANTAGED (000)	OTHER (000)	
1. TARRANT	2,310	90,362	5,866	2,894,350	2,992,888
2. COLLIN	11,122	126,707	1,465	1,624,061	1,763,355
3. FORT BEND	27,705	1,423,227	9,252	226,340	1,686,524
4. BEXAR	2,860	53,047	130,511	475,702	662,120
5. ELLIS	0	460,883	498	1,216	462,597

TOP FIVE AGENCIES WITH PLACE OF PERFORMANCE IN THIS STATE (000)	
1. DEPARTMENT OF DEFENSE	8,660,572
2. NATIONAL AERONAUTICS AND SPACE ADMINISTRATION	1,256,627
3. DEPARTMENT OF ENERGY	780,960
4. GENERAL SERVICES ADMINISTRATION	242,199
5. DEPARTMENT OF AGRICULTURE	208,833

TOP FIVE CONTRACTING OFFICES LOCATED IN THIS STATE (000)	
1 NASA, JOHNSON SPACE CENTER, HOUSTON	2,625,878
2 DOD/DEF COMMISSIONARY AGENCY, KELLY AFB	745,028
3 USAF, SAN ANTONIO ALC/LPK, KELLY AFB	509,872
4 ENERGY, SUPER COLLIDER PRJ OFC, DALLAS	460,735
5 USAF, SAN ANTONIO ALC/LDK, KELLY AFB	379,913

TYPE OF PRODUCT OR SERVICE	SMALL BUSINESS (000)	LARGE BUSINESS (000)	STATE & LOCAL GOV'T (000)	NON-PROFIT & OTHER (000)	TOTAL (000)
R & D	42,645	1,332,166	8,943	544,399	1,928,153
Construction	372,763	520,829	0	0	893,592
Supplies & Equipment	565,185	3,406,728	470	1,347,094	5,319,477
Services	476,241	2,885,552	35,892	195,206	3,592,891
TOTAL	1,456,834	8,145,275	45,305	2,086,699	11,734,113

TOP CONTRACTORS PERFORMING IN THIS STATE			
CIVILIAN AGENCIES CONTRACTORS	DOLLARS (000)	DEPARTMENT OF DEFENSE CONTRACTORS	DOLLARS (000)
1. UNIVERSITIES RESEARCH ASSN	449,832	1. GENERAL DYNAMICS CORPORATION	1,895,835
2. ROCKWELL INTERNATIONAL CORP	345,886	2. TEXAS INSTRUMENTS INCORPORATED	725,721
3. MASON&HANGER-SILAS MASON	253,643	3. TEXTRON INC	627,649
4. LOCKHEED CORPORATION	219,844	4. LTV CORPORATION	625,517
5. LORAL CORPORATION	132,726	5. STEWART & STEVENSON SERVICES	269,994
6. INTERNATIONAL BUS MCHS CORP	71,564	6. COASTAL CORPORATION	245,723
7. CAE INDUSTRIES LTD	61,548	7. ROYAL DUTCH SHELL GROUP OF COS	236,597
8. COMPUTER SCIENCES CORPORATION	56,573	8. LOCKHEED CORPORATION	219,735
9. CARGILL INCORPORATED	43,302	9. E-SYSTEMS INC	205,581
10. UNION EQUITY COOP EXCHANGE	42,829	10. GENERAL MOTORS CORPORATION	162,505

FEDERAL PROCUREMENT DATA SYSTEM
FEDERAL PROCUREMENT DOLLARS FOR UTAH
 Fiscal Year 1992 to Date

Population 1,722,850
 Per Capita Procurement 759

Total Procurement By Place of Performance 1,308,181
 Rank Per Capita 19 Last Year 19

TOP FIVE COUNTIES					
NAME OF COUNTY	CIVILIAN AGENCIES		DEPARTMENT OF DEFENSE		TOTAL (000)
	SMALL DIS-ADVANTAGED (000)	OTHER (000)	SMALL DIS-ADVANTAGED (000)	OTHER (000)	
1. BOX ELDER	30	510,284	0	67,885	578,199
2. SALT LAKE	4,352	62,030	3,664	160,750	230,796
3. TOOELE	24	697	7,828	159,643	168,192
4. DAVIS	651	22,324	34,675	97,753	155,403
5. WEBER	1,469	11,393	1,879	27,694	42,435
TOP FIVE AGENCIES WITH PLACE OF PERFORMANCE IN THIS STATE (000)					
1. DEPARTMENT OF DEFENSE					614,286
2. NATIONAL AERONAUTICS AND SPACE ADMINISTRATION					516,077
3. DEPARTMENT OF THE INTERIOR					58,634
4. DEPARTMENT OF LABOR					22,096
5. GENERAL SERVICES ADMINISTRATION					19,412
TOP FIVE CONTRACTING OFFICES LOCATED IN THIS STATE (000)					
1 USAF, OGDEN ALC/LIK, HILL AFB					566,142
2 USAF, OGDEN ALC/LAK, HILL AFB					231,679
3 USAF, OGDEN ALC/LMK, HILL AFB					185,168
4 INTERIOR, BUR OF RECLAM, SALT LAKE CITY					154,876
5 USAF, OGDEN ALC/PKO, HILL AFB					120,057
TYPE OF PRODUCT OR SERVICE	SMALL BUSINESS (000)	LARGE BUSINESS (000)	STATE & LOCAL GOV'T (000)	NON-PROFIT & OTHER (000)	TOTAL (000)
R & D	5,547	60,602	7,258	32,850	106,257
Construction	89,713	72,490	4	0	162,207
Supplies & Equipment	55,068	697,139	12	4,130	756,349
Services	52,094	209,363	4,629	17,282	283,368
TOTAL	202,422	1,039,594	11,903	54,262	1,308,181
TOP CONTRACTORS PERFORMING IN THIS STATE					
CIVILIAN AGENCIES CONTRACTORS	DOLLARS (000)	DEPARTMENT OF DEFENSE CONTRACTORS		DOLLARS (000)	
1. THIOKOL CORPORATION	509,458	1. EG & G INC	107,225		
2. GRANITE CONSTRUCTION COMPANY	23,200	2. AMOCO CORPORATION	80,695		
3. MANAGEMENT AND TRAINING CORP	21,153	3. THIOKOL CORPORATION	73,951		
4. JS REDPATH/CR FEDRICK	11,664	4. UTAH STATE UNIVERSITY	28,694		
5. UNIVERSITY OF UTAH	11,245	5. HERCULES INCORPORATED	26,160		
6. ASSOCIATED WSTN UNIVERSITIES	9,643	6. CRYSEN CORPORATION	14,137		
7. COMTRON INC	7,206	7. BENECO ENTERPRISES INC	12,242		
8. HARPER INVESTMENTS INC	5,417	8. UTAH POWER & LIGHT COMPANY	11,540		
9. MC CULLOUGH ENGRG & CONTG	5,075	9. PHILLIPS PETROLEUM COMPANY	11,071		
10. OGDEN CORPORATION	4,498	10. TRW INC	8,227		

FEDERAL PROCUREMENT DATA SYSTEM
FEDERAL PROCUREMENT DOLLARS FOR VERMONT
 Fiscal Year 1992 to Date

Population 562,758

Total Procurement By Place of Performance 103,840

Per Capita Procurement 185

Rank Per Capita 48

Last Year 51

TOP FIVE COUNTIES					
NAME OF COUNTY	CIVILIAN AGENCIES		DEPARTMENT OF DEFENSE		TOTAL (000)
	SMALL DIS-ADVANTAGED (000)	OTHER (000)	SMALL DIS-ADVANTAGED (000)	OTHER (000)	
1. CHITTENDEN	396	20,157	293	55,508	76,354
2. ADDISON	3	5,253	0	3,662	8,918
3. WINDHAM	88	3,734	0	553	4,375
4. FRANKLIN	0	3,854	0	271	4,125
5. WASHINGTON	152	624	0	1,673	2,449
TOP FIVE AGENCIES WITH PLACE OF PERFORMANCE IN THIS STATE (000)					
1. DEPARTMENT OF DEFENSE					63,555
2. DEPARTMENT OF TRANSPORTATION					10,477
3. GENERAL SERVICES ADMINISTRATION					6,813
4. DEPARTMENT OF LABOR					5,146
5. DEPARTMENT OF HEALTH AND HUMAN SERVICES					4,520
TOP FIVE CONTRACTING OFFICES LOCATED IN THIS STATE (000)					
1 VA MED/RO CENTER, WHITE RIVER JCT					5,309
2 JUSTICE, IMMIGRATION & NAT SVC, BURLINGTON					3,832
3 ARMY, USPFO FOR VERMONT, COLCHESTER					2,373
4 NAVY, RESERVE OFFICERS TRAINING, NORTHFIELD					476
5 GSA, PUBLIC BLDG SVC, BURLINGTON FO					271
TYPE OF PRODUCT OR SERVICE	SMALL BUSINESS (000)	LARGE BUSINESS (000)	STATE & LOCAL GOV'T (000)	NON-PROFIT & OTHER (000)	TOTAL (000)
R & D	650	12,681	1,743	216	15,290
Construction	6,342	727	0	0	7,069
Supplies & Equipment	6,161	34,925	12	8,560	49,658
Services	13,060	11,253	220	7,290	31,823
TOTAL	26,213	59,586	1,975	16,066	103,840
TOP CONTRACTORS PERFORMING IN THIS STATE					
CIVILIAN AGENCIES CONTRACTORS	DOLLARS (000)	DEPARTMENT OF DEFENSE CONTRACTORS		DOLLARS (000)	
1. P&WC AIRCRAFT SERVICES	9,711	1. GENERAL ELECTRIC COMPANY	40,201		
2. MINACT INC	4,895	2. TRINOVA CORPORATION	6,265		
3. WALKER GOULARD PLEHN CO INC	2,530	3. SIMMON PRECISION PRODUCTS	3,515		
4. LUCILLE FARM PRODUCTS INC	2,411	4. ARROWSMITH INDUSTRIES INC	3,286		
5. PROMIS INFORMATION SYSTEMS INC	2,085	5. NORWICH UNIVERSITY	1,578		
6. NECCO INC	1,850	6. NECCO INC	1,096		
7. UNIVERSITY OF VERMONT	1,742	7. DIGITAL EQUIPMENT CORPORATION	684		
8. ASSOCIATES IN RURAL DEVEL	1,674	8. UNIVERSITY OF VERMONT	641		
9. PLUESS-STRUFER INDUSTRIES INC	1,206	9. BLODGETT G S CO INC THE	613		
10. HAZWASTE INDUSTRIES INC	800	10. OFFICE FURNITURE CONCEPTS	608		

FEDERAL PROCUREMENT DATA SYSTEM
FEDERAL PROCUREMENT DOLLARS FOR VIRGINIA
 Fiscal Year 1992 to Date

Population 6,187,358
 Per Capita Procurement 1,573

Total Procurement By Place of Performance 9,735,260
 Rank Per Capita 4 Last Year 3

TOP FIVE COUNTIES					
NAME OF COUNTY	CIVILIAN AGENCIES		DEPARTMENT OF DEFENSE		TOTAL (000)
	SMALL DIS-ADVANTAGED (000)	OTHER (000)	SMALL DIS-ADVANTAGED (000)	OTHER (000)	
1. FAIRFAX	127,675	1,271,356	160,217	1,971,133	3,530,381
2. ARLINGTON	144,702	346,444	133,094	561,806	1,186,046
3. NORFOLK (CITY)	6,204	14,262	49,051	636,260	705,777
4. NEWPORT NEWS (CITY)	1,626	88,497	11,211	597,789	699,123
5. ALEXANDRIA (CITY)	66,667	209,128	64,287	336,412	676,494
TOP FIVE AGENCIES WITH PLACE OF PERFORMANCE IN THIS STATE (000)					
1. DEPARTMENT OF DEFENSE					6,522,562
2. GENERAL SERVICES ADMINISTRATION					668,479
3. NATIONAL AERONAUTICS AND SPACE ADMINISTRATION					481,934
4. ENVIRONMENTAL PROTECTION AGENCY					311,392
5. DEPARTMENT OF ENERGY					297,454
TOP FIVE CONTRACTING OFFICES LOCATED IN THIS STATE (000)					
1 DOD, DLA FUEL SUPPLY CTR, ALEXANDRIA					3,578,201
2 GSA, FSS AUTOMOTIVE COMM CTR, ARLINGTON					907,871
3 NAVY, AIR SYSTEMS CMD, CRYSTAL CITY					453,702
4 ARMY, INFO SYS SEL & ACQUIS AGY, ALEXANDRIA					413,046
5 ARMY, HQ US ARMY GARRISON, WARRENTON					386,264
TYPE OF PRODUCT OR SERVICE	SMALL BUSINESS (000)	LARGE BUSINESS (000)	STATE & LOCAL GOV'T (000)	NON-PROFIT & OTHER (000)	TOTAL (000)
R & D	366,050	683,220	6,588	204,603	1,260,461
Construction	350,667	273,828	0	100	624,595
Supplies & Equipment	425,792	1,242,490	123	23,727	1,692,132
Services	1,798,861	3,991,756	6,423	361,032	6,158,072
TOTAL	2,941,370	6,191,294	13,134	589,462	9,735,260
TOP CONTRACTORS PERFORMING IN THIS STATE					
CIVILIAN AGENCIES CONTRACTORS	DOLLARS (000)	DEPARTMENT OF DEFENSE CONTRACTORS	DOLLARS (000)		
1. AMERICAN TELEPHONE & TELG CO	285,549	1. TENNECO INC	554,609		
2. TRW INC	123,402	2. INTERNATIONAL BUS MCHS INC	227,752		
3. PROGRAM RESOURCES INC	104,978	3. MITRE CORPORATION	184,558		
4. GRUMMAN CORPORATION	101,261	4. GENERAL MOTORS CORPORATION	173,390		
5. MITRE CORPORATION	94,629	5. WORLD ROSEN KEY AMER ETAL JV	169,057		
6. MARTIN MARIETTA CORPORATION	79,281	6. UNISYS CORPORATION	162,875		
7. SOUTHEASTER UNV RSCH ASSN	77,313	7. HERCULES CORPORATION	156,050		
8. BLACK & DECKER CORPORATION	72,390	8. BOEING COMPANY THE	144,304		
9. I C F INC	71,382	9. SCIENCE APPLICATIONS INTL CORP	139,879		
10. COMPUTER SCIENCES CORPORATION	68,061	10. BLACK & DECKER CORPORATION	121,102		

FEDERAL PROCUREMENT DATA SYSTEM
FEDERAL PROCUREMENT DOLLARS FOR WASHINGTON
 Fiscal Year 1992 to Date

Population 4,866,692
 Per Capita Procurement 799

Total Procurement By Place of Performance 3,886,723
 Rank Per Capita 18 Last Year 22

TOP FIVE COUNTIES					
NAME OF COUNTY	CIVILIAN AGENCIES		DEPARTMENT OF DEFENSE		TOTAL (000)
	SMALL DIS- ADVANTAGED (000)	OTHER (000)	SMALL DIS- ADVANTAGED (000)	OTHER (000)	
1. KING	13,264	177,298	5,678	1,429,776	1,626,016
2. BENTON	6,118	1,193,046	3,193	8,237	1,210,594
3. WHATCOM	5,007	5,895	752	229,724	241,378
4. KITSAP	4,264	29,744	17,129	144,090	195,227
5. PIERCE	1,300	27,388	31,041	132,403	192,132
TOP FIVE AGENCIES WITH PLACE OF PERFORMANCE IN THIS STATE (000)					
1. DEPARTMENT OF DEFENSE					2,210,638
2. DEPARTMENT OF ENERGY					1,185,941
3. DEPARTMENT OF THE INTERIOR					93,514
4. DEPARTMENT OF HEALTH AND HUMAN SERVICES					92,148
5. DEPARTMENT OF AGRICULTURE					83,362
TOP FIVE CONTRACTING OFFICES LOCATED IN THIS STATE (000)					
1 ENERGY, RICHLAND OPERATIONS OFFICE					1,266,231
2 NAVY, SUPPLY CENTER PUDGET SOUND, BREMERSTON					128,021
3 USA ENGINEER DIST SEATTLE					62,935
4 GSA, PUB BLDG SVC REAL ESTATE BR, AUBURN					54,396
5 USA ENGINEER DISTR WALLA WALLA					48,276
TYPE OF PRODUCT OR SERVICE	SMALL BUSINESS (000)	LARGE BUSINESS (000)	STATE & LOCAL GOV'T (000)	NON- PROFIT & OTHER (000)	TOTAL (000)
R & D	18,584	188,053	10,065	61,148	277,850
Construction	208,307	96,672	39	106	305,124
Supplies & Equipment	128,574	1,104,037	68	47,685	1,280,364
Services	148,438	1,779,402	64,584	30,961	2,023,385
TOTAL	503,903	3,168,164	74,756	139,900	3,886,723
TOP CONTRACTORS PERFORMING IN THIS STATE					
CIVILIAN AGENCIES CONTRACTORS	DOLLARS (000)	DEPARTMENT OF DEFENSE CONTRACTORS		DOLLARS (000)	
1. WESTINGHOUSE ELECTRIC CORP	910,849	1. BOEING COMPANY THE	1,210,510		
2. BATTELLE MEMORIAL INSTITUTE	253,490	2. ATLANTIC RICHFIELD COMPANY	226,414		
3. HUTCHINSON FRED CANCER RES CTR	29,807	3. CROWLEY MARITIME CORP	51,570		
4. UNITED GRAIN	26,108	4. PAN AM CORPORATION	38,579		
5. ELLIS-DON CONSTRUCTION	19,465	5. ALLIANT TECHSYSTEMS INC	26,347		
6. RAYTHEON COMPANY	17,922	6. HALLIBURTON COMPANY	18,710		
7. WASHINGTON UNIVERSITY OF	15,750	7. STRAND INCORPORATED	16,885		
8. PAPER CORPORATION OF US	14,066	8. LOGICON INC	15,910		
9. BOEING COMPANY THE	13,663	9. TODD SHIPYARDS CORPORATION	14,932		
10. PUYALLUP TRIBAL HEALTH AUTH	9,981	10. P C C TECHNICAL INDUSTRIES INC	14,503		

FEDERAL PROCUREMENT DATA SYSTEM
FEDERAL PROCUREMENT DOLLARS FOR WEST VIRGINIA
 Fiscal Year 1992 to Date

Population 1,793,477
 Per Capita Procurement 144

Total Procurement By Place of Performance 258,555
 Rank Per Capita 51 Last Year 38

TOP FIVE COUNTIES					
NAME OF COUNTY	CIVILIAN AGENCIES		DEPARTMENT OF DEFENSE		TOTAL (000)
	SMALL DIS- ADVANTAGED (000)	OTHER (000)	SMALL DIS- ADVANTAGED (000)	OTHER (000)	
1. MONONGALIA	1,212	33,293	1,681	1,551	37,737
2. KANAWHA	60	23,794	1,546	5,224	30,624
3. BERKELEY	2,361	23,245	0	2,962	28,568
4. MASON	0	176	0	18,397	18,573
5. RALEIGH	5,796	7,815	0	180	13,791
TOP FIVE AGENCIES WITH PLACE OF PERFORMANCE IN THIS STATE (000)					
1. DEPARTMENT OF DEFENSE					80,457
2. DEPARTMENT OF AGRICULTURE					38,420
3. DEPARTMENT OF ENERGY					30,149
4. DEPARTMENT OF THE TREASURY					25,800
5. GENERAL SERVICES ADMINISTRATION					20,982
TOP FIVE CONTRACTING OFFICES LOCATED IN THIS STATE (000)					
1 ENERGY, MORGANTOWN ENERGY TECH CENTER					112,933
2 USA ENGINEER DISTR HUNTINGTON					65,217
3 AGRI, SOIL CONSERVATION SVC, MORGANTOWN					31,405
4 TREAS, BUR OF PUBLIC DEBT, PARKERSBURG					14,166
5 VA MEDICAL CENTER, MARTINSBURG					7,754
TYPE OF PRODUCT OR SERVICE	SMALL BUSINESS (000)	LARGE BUSINESS (000)	STATE & LOCAL GOV'T (000)	NON- PROFIT & OTHER (000)	TOTAL (000)
R & D	3,583	9,219	2,012	1,463	16,277
Construction	47,447	56,133	0	0	103,580
Supplies & Equipment	20,764	20,484	29	206	41,483
Services	35,216	52,339	1,928	7,732	97,215
TOTAL	107,010	138,175	3,969	9,401	258,555
TOP CONTRACTORS PERFORMING IN THIS STATE					
CIVILIAN AGENCIES CONTRACTORS	DOLLARS (000)	DEPARTMENT OF DEFENSE CONTRACTORS		DOLLARS (000)	
1. EG & G INC	21,904	1. HERCULES INCORPORATED	22,810		
2. PACIFICORP	11,482	2. GLR CONSTRUCTORS JV	15,526		
3. MANAGEMENT AND TRAINING CORP	9,909	3. PEVARNIK BROTHERS INC	8,779		
4. GEUPEL CONSTRUCTION COMPANY	9,236	4. WIRT INFLATABLE SPECIALISTS	5,428		
5. KANAWHA STONE CO INC	8,375	5. CONTROLLED SYSTEMS INC	3,066		
6. WAYNESBORO CONSTRUCTION CO	6,681	6. GAECO INTERNATIONAL INC	2,922		
7. LANG BROTHERS INC	6,631	7. OHM CORPORATION	2,910		
8. CRS SIRRINE INC	5,427	8. JONES JA CNSTR COMPANY	2,500		
9. KEYDATA SYSTEMS INC	5,243	9. QUALITY DISCOUNT	1,990		
10. HEETER CONSTRUCTION INC	5,199	10. INTERNATIONAL & DOMESTIC DEV	1,777		

FEDERAL PROCUREMENT DATA SYSTEM
FEDERAL PROCUREMENT DOLLARS FOR WISCONSIN
 Fiscal Year 1992 to Date

Population 4,891,769
 Per Capita Procurement 269

Total Procurement By Place of Performance 1,315,043
 Rank Per Capita 44 Last Year 42

TOP FIVE COUNTIES					
NAME OF COUNTY	CIVILIAN AGENCIES		DEPARTMENT OF DEFENSE		TOTAL (000)
	SMALL DIS-ADVANTAGED (000)	OTHER (000)	SMALL DIS-ADVANTAGED (000)	OTHER (000)	
1. WINNEBAGO	0	2,488	1	404,892	407,381
2. MILWAUKEE	1,090	95,505	2,134	73,924	172,653
3. DANE	670	66,864	1,322	43,473	112,329
4. ROCK	0	1,897	27	80,615	82,539
5. BROWN	5	69,566	347	4,325	74,243

TOP FIVE AGENCIES WITH PLACE OF PERFORMANCE IN THIS STATE (000)	
1. DEPARTMENT OF DEFENSE	884,572
2. DEPARTMENT OF AGRICULTURE	136,713
3. DEPARTMENT OF VETERANS AFFAIRS	92,294
4. GENERAL SERVICES ADMINISTRATION	65,946
5. DEPARTMENT OF HEALTH AND HUMAN SERVICES	36,998

TOP FIVE CONTRACTING OFFICES LOCATED IN THIS STATE (000)	
1 ARMY, DIR OF CONTRACTING, FT MCCOY	20,273
2 CLEMENT J ZABLOCKI VA MED CTR, MILWAUKEE	17,589
3 ARMY, USPFO FOR WISCONSIN, CAMP DOUGLAS	13,509
4 AGRI, FORREST SERVICE, RHINELANDER	9,570
5 WILLIAM SMIDDLETON MEM VET HP, MADISON	8,290

TYPE OF PRODUCT OR SERVICE	SMALL BUSINESS (000)	LARGE BUSINESS (000)	STATE & LOCAL GOV'T (000)	NON-PROFIT & OTHER (000)	TOTAL (000)
R & D	7,184	5,253	13,941	2,283	28,661
Construction	42,494	43,372	825	0	86,691
Supplies & Equipment	240,066	654,884	757	147,082	1,042,789
Services	33,094	75,816	36,849	11,143	156,902
TOTAL	322,838	779,325	52,372	160,508	1,315,043

TOP CONTRACTORS PERFORMING IN THIS STATE			
CIVILIAN AGENCIES CONTRACTORS	DOLLARS (000)	DEPARTMENT OF DEFENSE CONTRACTORS	DOLLARS (000)
1. ARCHER DNIELS MIDLAND COMPANY	31,714	1. OSHKOSH TRUCK CORPORATION	371,184
2. NICOLET INSTRUMENT CORPORATION	31,079	2. ACCUDYNE CORP	76,276
3. LARSEN CO THE	25,423	3. ASTRONAUTICS CORP AMERICA	23,155
4. CRAY RESEARCH INC	25,143	4. PETERSON BUILDERS INC	20,937
5. FOX CONVERTING INCORPORATED	24,869	5. MORTENSON M A COMPANIES	16,268
6. GENERAL ELECTRIC COMPANY	23,598	6. TENNECO INC	14,928
7. UNIVERSITY OF WISCONSIN SYSTEM	15,888	7. PHILIP MORRIS COMPANIES INC	14,907
8. GILLETT HOLDINGS INC	13,459	8. NETTER INTERNATIONAL LTD	14,719
9. AMPI NORTH CENTRAL REGION	11,229	9. MOBILITY INC	12,361
10. LEVEL VALLEY DAIRY	9,605	10. OLIN CORPORATION	10,870

FEDERAL PROCUREMENT DATA SYSTEM
FEDERAL PROCUREMENT DOLLARS FOR WYOMING
 Fiscal Year 1992 to Date

Population 453,588
 Per Capita Procurement 356

Total Procurement By Place of Performance 161,399
 Rank Per Capita 34 Last Year 44

TOP FIVE COUNTIES					
NAME OF COUNTY	CIVILIAN AGENCIES		DEPARTMENT OF DEFENSE		TOTAL (000)
	SMALL DIS-ADVANTAGED (000)	OTHER (000)	SMALL DIS-ADVANTAGED (000)	OTHER (000)	
1. LARAMIE	251	6,972	4,474	25,307	37,004
2. NATRONA	486	17,759	0	9,312	27,557
3. WESTON	0	263	0	22,173	22,436
4. PARK	0	18,912	0	44	18,956
5. FREMONT	212	13,032	0	246	13,490
TOP FIVE AGENCIES WITH PLACE OF PERFORMANCE IN THIS STATE (000)					
1. DEPARTMENT OF DEFENSE					61,823
2. DEPARTMENT OF THE INTERIOR					28,936
3. DEPARTMENT OF ENERGY					27,434
4. DEPARTMENT OF TRANSPORTATION					12,502
5. DEPARTMENT OF AGRICULTURE					8,953
TOP FIVE CONTRACTING OFFICES LOCATED IN THIS STATE (000)					
1 USAF, SMW/LGC, F E WARREN AFB					16,858
2 ARMY, USPFO FOR WYOMING, CHEYENNE					10,091
3 VA MEDICAL CENTER, SHERIDAN					4,896
4 VA MED/RO CENTER, CHEYENNE					2,220
5 INTERIOR, BUR OF LAND MGT, CHEYENNE					519
TYPE OF PRODUCT OR SERVICE	SMALL BUSINESS (000)	LARGE BUSINESS (000)	STATE & LOCAL GOV'T (000)	NON-PROFIT & OTHER (000)	TOTAL (000)
R & D	740	299	137	649	1,825
Construction	39,879	29,375	0	0	69,254
Supplies & Equipment	23,768	10,848	13	0	34,629
Services	20,304	19,980	8,537	6,870	55,691
TOTAL	84,691	60,502	8,687	7,519	161,399
TOP CONTRACTORS PERFORMING IN THIS STATE					
CIVILIAN AGENCIES CONTRACTORS	DOLLARS (000)	DEPARTMENT OF DEFENSE CONTRACTORS		DOLLARS (000)	
1. LAWRENCE-ALLISON AND ASSOC	14,009	1. HERMES CONSOLIDATED INC	21,503		
2. BRINK ELECTRIC CNSTR CO	9,697	2. SINCLAIR MARKETING INC	9,654		
3. H-K CONTRACTORS INC	8,219	3. BOWMAN, JOHN INC	4,379		
4. ANDERSON, DICK CONSTRUCTION	5,633	4. INTERMOUNTAIN CONSTRUCTION CO	4,330		
5. JOINT BUSINESS COUNCIL	5,237	5. FOLEY COMPANY	2,474		
6. MEADOW PROPERTIES INC	3,211	6. SPIEGELBERG LBR BLDG COMPANY	2,235		
7. MOLTZ CONSTRUCTORS INC	3,162	7. REIMAN CORP	1,454		
8. FLETCHER CONSTRUCTION COMPANY	2,653	8. MAGIC CITY ENTERPRISES	1,098		
9. ROBERT V BURGGRAF CO	2,480	9. COUGHLIN CONSTRUCTION COMPANY	961		
10. QUALICARE OF LOUISIANA INC	2,200	10. RURAL ELECTRIC CO	811		

SECTION III
AGENCY VIEWS

FEDERAL PROCUREMENT DATA SYSTEM
TOTAL FEDERAL SNAPSHOT REPORT - SF281
Actions Reported in Summary on SF281
Fiscal Year 1992 Through Fourth Quarter

PART I - PRIME CONTRACTS							
	PROCUREMENT METHODS	Number of Actions (a)	NET DOLLAR AMOUNTS (000)				Total Dollars (f)
			Small Business Concerns (b)	Large Business Concerns (c)	Domestic Outside U.S./ Foreign (d)	Other Entities (e)	
NEW AWARDS AND MODIFICATIONS	1. Tariff or Regulated Acquisitions	725,700					324,572
	2. Contracts for Foreign Government or International Organization	71,532					121,248
	3. Small Purchases	11,457,921	7,884,797	2,605,589	540,886	134,647	11,165,919
	4. Delivery Orders - GSA Schedules Only	1,194,402	1,034,234	1,236,253	50,288	9,830	2,330,605
	5. Delivery Orders - Other Federal Schedules	672,261	211,994	707,242	5,644	9,960	934,840
	6. Delivery Orders - All Other	4,317,849	1,306,176	4,207,809	411,341	59,848	5,985,174
	7. Other Procurement Methods	1,209,173	592,768	370,807	94,207	99,978	1,157,760
	8. TOTAL NEW AWARDS AND MODIFICATIONS	19,648,836	11,029,969	8,127,700	1,102,366	314,263	22,020,118
COMPETITION	9. Competed	7,979,348	6,796,754	3,815,728	750,945	64,581	11,423,664
	10. Not Competed	1,523,568	1,149,868	825,944	79,624	69,512	2,129,390
	11. Not Available for Competition	10,145,922	3,083,347	4,486,028	271,797	180,170	8,467,064
MODIFICATIONS	12. TOTAL MODIFICATIONS (Excluding Line 3)	404,404					599,157

PART II - SELECTED SOCIOECONOMIC STATISTICS (Includes both new awards and modifications)					
PREFERENCE PROGRAMS			TYPE OF CONTRACTOR		
CATEGORY	Number of Actions (a)	Total net Dollars (b)	CATEGORY	Number of Actions (a)	Total net Dollars (b)
13. Small Business - Small Purchase Set-Aside	7,126,057	6,091,165	18. Small Disadvantaged Business	446,289	491,766
14. Small Business Set-Aside	687,394	727,347	19. Woman-Owned Small Business	625,548	601,088
15. Labor Surplus Area Set-Aside	250,066	230,558	20. Sheltered Workshop	21,748	68,092
16. Combined Labor Surplus/ Small Business Set-Aside	116,984	105,747			
17. 8(a) Awards	44,314	89,070			

TOTAL FEDERAL SNAPSHOT REPORT - SF279
Actions Reported Individually on SF279
Fiscal Year 1992 Through Fourth Quarter

	Actions	Dollars (000)
TOTAL	502,136	177,786,381
CICA APPLICABILITY		
Pre-CICA	8,152	16,961,853
CICA Awards	455,293	152,356,155
Small Purchases	26,174	146,280
Subject to Statute other than CICA	6,975	1,232,864
KIND OF CONTRACT ACTION		
Initial Letter Contract	1,485	2,875,452
Def. Contract Superseding Letter	750	1,404,764
New Definitive Contract	84,572	40,703,102
Small Purchase Procedure	25,034	138,242
Order Under IDC	150,627	18,563,165
Order Under BOA	38,407	6,159,039
Order /Mod Under GSA Schedule	29,969	1,536,969
Order/Mod Under VA or OPM Schedule	2,178	121,838
Modifications	166,537	107,136,154
Termination for Default	443	-229,751
Termination for Convenience	2,134	-622,959
SYNOPSIS OF PROCUREMENT PRIOR TO AWARD		
Synopsized Prior to Award	312,207	119,757,295
Not Synopsized Due to Urgency	10,245	3,653,607
Not Synopsized for Other Reason	174,142	47,286,515

FEDERAL PROCUREMENT DATA SYSTEM
TOTAL FEDERAL SNAPSHOT REPORT - SF279
 Actions Reported Individually on SF279
 Fiscal Year 1992 Through Fourth Quarter

SOLICITATION PROCEDURE	Actions	Dollars (000)
Full and Open Competition - Sealed Bid	80,632	14,684,909
Full and Open Competition - Comp Proposal	154,839	59,891,058
Full and Open Competition - Combination	1,533	439,565
Architect Engineer	16,614	1,886,914
Basic Research	3,529	961,709
Multiple Award Schedule	26,747	1,891,904
Alternate Source/Reduced Cost	89	130,394
Alternate Source/Mobilization	709	1,467,894
Alternate Source/Eng R & D	46	19,386
Set-aside	50,063	7,475,501
Other than Full and Open Competition	120,498	63,707,376
FULL AND OPEN COMPETITION WITH ONLY ONE BIDDER/OFFERER	44,727	10,403,344
AUTHORITY FOR OTHER THAN FULL AND OPEN COMPETITION		
Only One Source	52,468	39,713,939
- Follow-on Contract	5,280	7,289,878
- Utilities (Regulated & Telecommunications)	5,427	851,820
Unusual & Compelling Urgency	11,611	4,045,890
Mobilization/Essential R&D	3,435	10,436,962
International Agreement	40	29,255
Authorized by Statute	42,345	5,667,437
Authorized Resale	7,416	1,253,916
National Security	3,067	2,545,790
Public Interest	116	14,157
EXTENT COMPETED		
Competed	372,207	107,259,205
Not Available for Competition	67,219	13,984,663
Follow-on to Competed Action	5,688	9,750,012
Not Competed	51,480	39,703,167
TYPE OF CONTRACT		
Fixed Price	407,320	100,094,243
Cost Reimbursement	67,496	66,081,689
Time and Material	16,357	3,532,080
Labor Hour	5,421	989,405
TYPE OF CONTRACTOR		
Small Disadvantaged Business	46,775	7,796,307
Other Small Business	199,911	20,433,642
Large Business	209,060	124,688,794
Sheltered Workshops	4,951	336,634
Educational & Nonprofit	11,942	7,912,359
State & Local Government	8,809	3,898,630
Foreign Contractor	12,107	4,016,794
Domestic Contractor Performing Outside US	3,039	1,614,257
WOMAN-OWNED SMALL BUSINESS	17,414	1,989,965
PREFERENCE PROGRAMS		
Directed to Sheltered Workshop	4,592	243,557
8 (a) Program	23,861	4,787,870
Combined LSA/SB Set-aside	4,442	289,148
Small Business Set-aside	45,672	6,179,550
Labor Surplus Area Set-aside	5,090	829,323
Tie Bid Preference	11	9,033
Buy Indian/Self Determination Act	5,108	766,405
No Preference Program or Not Listed	407,818	157,592,531
SUBJECT TO LABOR STATUTES		
Walsh Healy Act - Manufacturer	131,583	71,685,224
Walsh Healy Act - Dealer	32,311	5,034,749
Service Contract Act	82,957	18,057,859
Davis Bacon Act	79,363	11,426,695
Not Subject to Above Acts	170,380	64,492,890
PRODUCT OR SERVICE		
Supplies & Equipment	140,192	66,998,965
ADP Equipment, Purchase and Lease	29,373	3,806,009
Research & Development	36,283	29,314,907
Construction	89,318	12,630,893
Architect & Engineering	21,084	3,696,203
Real Property, Purchase & Lease, or Maintenance	23,735	1,722,595
ADP Services (includes Installation & Maintenance)	24,588	5,713,393
Other Services	137,530	53,903,416

FEDERAL PROCUREMENT DATA SYSTEM
EXECUTIVE OFFICE OF THE PRESIDENT
Actions Reported in Summary on SF281
Fiscal Year 1992 Through Fourth Quarter

PART I - PRIME CONTRACTS							
	PROCUREMENT METHODS	Number of Actions (a)	NET DOLLAR AMOUNTS (000)				
			Small Business Concerns (b)	Large Business Concerns (c)	Domestic Outside U.S./ Foreign (d)	Other Entities (e)	Total Dollars (f)
NEW AWARDS AND MODIFICATIONS	1. Tariff or Regulated Acquisitions	0				0	
	2. Contracts for Foreign Government or International Organization	0				0	
	3. Small Purchases	1,699	3,617	1,078	0	11	4,706
	4. Delivery Orders - GSA Schedules Only	390	733	928	0	0	1,661
	5. Delivery Orders- Other Federal Schedules	1	0	0	0	1	1
	6. Delivery Orders - All Other	3	0	3	0	1	4
	7. Other Procurement Methods	0	0	0	0	0	0
	8. TOTAL NEW AWARDS AND MODIFICATIONS	2,093	4,350	2,009	0	13	6,372
COMPETITION	9. Competed	254	1,418	338	0	0	1,756
	10. Not Competed	1,493	2,615	1,461	0	6	4,082
	11. Not Available for Competition	346	317	210	0	7	534
MODIFICATIONS	12. TOTAL MODIFICATIONS (Excluding Line 3)	0					0

PART II - SELECTED SOCIOECONOMIC STATISTICS (Includes both new awards and modifications)					
PREFERENCE PROGRAMS			TYPE OF CONTRACTOR		
CATEGORY	Number of Actions (a)	Total net Dollars (b)	CATEGORY	Number of Actions (a)	Total net Dollars (b)
13. Small Business - Small Purchase Set-Aside	1,307	3,617	18. Small Disadvantaged Business	24	97
14. Small Business Set-Aside	0	0	19. Woman-Owned Small Business	112	438
15. Labor Surplus Area Set-Aside	0	0	20. Sheltered Workshop	0	0
16. Combined Labor Surplus/ Small Business Set-Aside	0	0			
17. 8(a) Awards	0	0			

EXECUTIVE OFFICE OF THE PRESIDENT
Actions Reported Individually on SF279
Fiscal Year 1992 Through Fourth Quarter

	Actions	Dollars (000)
TOTAL	125	15,048
CICA APPLICABILITY		
Pre-CICA	0	0
CICA Awards	125	15,048
Small Purchases	0	0
Subject to Statute other than CICA	0	0
KIND OF CONTRACT ACTION		
Initial Letter Contract	0	0
Def. Contract Superseding Letter	4	259
New Definitive Contract	10	466
Small Purchase Procedure	0	0
Order Under IDC	2	151
Order Under BOA	0	0
Order /Mod Under GSA Schedule	32	2,890
Order/Mod Under VA or OPM Schedule	0	0
Modifications	77	11,282
Termination for Default	0	0
Termination for Convenience	0	0
SYNOPSIS OF PROCUREMENT PRIOR TO AWARD		
Synopsized Prior to Award	45	8,488
Not Synopsized Due to Urgency	14	1,475
Not Synopsized for Other Reason	66	5,085

FEDERAL PROCUREMENT DATA SYSTEM
EXECUTIVE OFFICE OF THE PRESIDENT
 Actions Reported Individually on SF279
 Fiscal Year 1992 Through Fourth Quarter

SOLICITATION PROCEDURE	Actions	Dollars (000)
Full and Open Competition - Sealed Bid	0	0
Full and Open Competition - Comp Proposal	44	8,015
Full and Open Competition - Combination	0	0
Architect Engineer	0	0
Basic Research	0	0
Multiple Award Schedule	25	1,658
Alternate Source/Reduced Cost	1	82
Alternate Source/Mobilization	0	0
Alternate Source/Eng R & D	0	0
Set-aside	5	123
Other than Full and Open Competition	50	5,170
FULL AND OPEN COMPETITION WITH ONLY ONE BIDDER/OFFERER	5	4,201
AUTHORITY FOR OTHER THAN FULL AND OPEN COMPETITION		
Only One Source	16	1,759
- Follow-on Contract	3	280
- Utilities (Regulated & Telecommunications)	0	0
Unusual & Compelling Urgency	15	1,975
Mobilization/Essential R&D	0	0
International Agreement	0	0
Authorized by Statute	19	1,436
Authorized Resale	0	0
National Security	0	0
Public Interest	0	0
EXTENT COMPETED		
Competed	77	10,039
Not Available for Competition	26	2,415
Follow-on to Completed Action	2	210
Not Completed	20	2,384
TYPE OF CONTRACT		
Fixed Price	72	7,400
Cost Reimbursement	8	5,187
Time and Material	0	0
Labor Hour	45	2,481
TYPE OF CONTRACTOR		
Small Disadvantaged Business	19	1,423
Other Small Business	57	4,576
Large Business	45	8,837
Sheltered Workshops	0	0
Educational & Nonprofit	0	0
State & Local Government	1	103
Foreign Contractor	1	30
Domestic Contractor Performing Outside US	2	79
WOMAN-OWNED SMALL BUSINESS	0	0
PREFERENCE PROGRAMS		
Directed to Sheltered Workshop	0	0
8 (a) Program	18	1,388
Combined LSA/SB Set-aside	0	0
Small Business Set-aside	28	1,527
Labor Surplus Area Set-aside	0	0
Tie Bid Preference	0	0
Buy Indian/Self Determination Act	0	0
No Preference Program or Not Listed	79	12,133
SUBJECT TO LABOR STATUTES		
Walsh Healy Act - Manufacturer	28	3,162
Walsh Healy Act - Dealer	19	1,277
Service Contract Act	55	8,008
Davis Bacon Act	0	0
Not Subject to Above Acts	23	2,601
PRODUCT OR SERVICE		
Supplies & Equipment	6	240
ADP Equipment, Purchase and Lease	38	3,487
Research & Development	0	0
Construction	1	29
Architect & Engineering	0	0
Real Property, Purchase & Lease, or Maintenance	3	294
ADP Services (includes Installation & Maintenance)	62	7,700
Other Services	15	3,298

FEDERAL PROCUREMENT DATA SYSTEM
DEPARTMENT OF AGRICULTURE
Actions Reported in Summary on SF281
Fiscal Year 1992 Through Fourth Quarter

PART I - PRIME CONTRACTS							
	PROCUREMENT METHODS	Number of Actions (a)	NET DOLLAR AMOUNTS (000)				Total Dollars (f)
			Small Business Concerns (b)	Large Business Concerns (c)	Domestic Outside U.S./ Foreign (d)	Other Entities (e)	
NEW AWARDS AND MODIFICATIONS	1. Tariff or Regulated Acquisitions	548,988					102,776
	2. Contracts for Foreign Government or International Organization	440					914
	3. Small Purchases	790,671	481,631	54,673	2,135	11,288	549,727
	4. Delivery Orders - GSA Schedules Only	111,131	64,890	81,516	57	131	146,594
	5. Delivery Orders - Other Federal Schedules	11,507	10,113	20,016	463	393	30,985
	6. Delivery Orders - All Other	9,311	11,027	8,011	16	251	19,305
	7. Other Procurement Methods	54,458	31,216	43,067	209	10,191	84,683
	8. TOTAL NEW AWARDS AND MODIFICATIONS	1,526,506	598,877	207,283	2,890	22,254	934,984
COMPETITION	9. Competed	355,230	405,636	167,379	1,135	3,404	577,554
	10. Not Competed	301,205	102,710	24,477	1,166	8,990	137,343
	11. Not Available for Competition	870,071	90,531	15,427	579	9,860	220,087
MODIFICATIONS	12. TOTAL MODIFICATIONS (Excluding Line 3)	64,446					30,091

PART II - SELECTED SOCIOECONOMIC STATISTICS (Includes both new awards and modifications)					
PREFERENCE PROGRAMS			TYPE OF CONTRACTOR		
CATEGORY	Number of Actions (a)	Total net Dollars (b)	CATEGORY	Number of Actions (a)	Total net Dollars (b)
13. Small Business - Small Purchase Set-Aside	435,444	210,348	18. Small Disadvantaged Business	10,747	12,155
14. Small Business Set-Aside	23,884	32,568	19. Woman-Owned Small Business	27,629	29,852
15. Labor Surplus Area Set-Aside	12,237	7,576	20. Sheltered Workshop	654	1,092
16. Combined Labor Surplus/ Small Business Set-Aside	21,854	23,463			
17. 8(a) Awards	1,026	3,101			

DEPARTMENT OF AGRICULTURE
Actions Reported Individually on SF279
Fiscal Year 1992 Through Fourth Quarter

	Actions	Dollars (000)
TOTAL	18,255	2,774,109
CICA APPLICABILITY		
Pre-CICA	110	4,396
CICA Awards	13,513	2,713,430
Small Purchases	5,390	40,193
Subject to Statute other than CICA	242	16,150
KIND OF CONTRACT ACTION		
Initial Letter Contract	148	39,050
Def. Contract Superseding Letter	15	970
New Definitive Contract	7,391	2,380,122
Small Purchase Procedure	4,804	35,070
Order Under IDC	1,645	114,930
Order Under BOA	96	2,938
Order / Mod Under GSA Schedule	345	20,891
Order/Mod Under VA or OPM Schedule	2	67
Modifications	4,756	180,878
Termination for Default	33	-608
Termination for Convenience	20	-199
SYNOPSIS OF PROCUREMENT PRIOR TO AWARD		
Synopsized Prior to Award	7,945	650,335
Not Synopsized Due to Urgency	170	11,330
Not Synopsized for Other Reason	11,140	2,112,444

FEDERAL PROCUREMENT DATA SYSTEM
DEPARTMENT OF AGRICULTURE
Actions Reported Individually on SF279
Fiscal Year 1992 Through Fourth Quarter

	Actions	Dollars (000)
SOLICITATION PROCEDURE		
Full and Open Competition - Sealed Bid	7,069	2,222,266
Full and Open Competition - Comp Proposal	2,097	258,320
Full and Open Competition - Combination	68	1,998
Architect Engineer	638	21,204
Basic Research	0	0
Multiple Award Schedule	315	17,035
Alternate Source/Reduced Cost	1	4
Alternate Source/Mobilization	1	7
Alternate Source/Eng R & D	1	23
Set-aside	1,962	95,093
Other than Full and Open Competition	1,361	97,480
FULL AND OPEN COMPETITION WITH ONLY ONE BIDDER/OFFERER	619	50,852
AUTHORITY FOR OTHER THAN FULL AND OPEN COMPETITION		
Only One Source	400	24,353
- Follow-on Contract	42	998
- Utilities (Regulated & Telecommunications)	30	1,204
Unusual & Compelling Urgency	190	11,985
Mobilization/Essential R&D	2	87
International Agreement	1	34
Authorized by Statute	768	61,021
Authorized Resale	0	0
National Security	0	0
Public Interest	0	0
EXTENT COMPLETED		
Completed	17,466	2,673,512
Not Available for Competition	920	73,270
Follow-on to Completed Action	71	1,534
Not Completed	798	25,793
TYPE OF CONTRACT		
Fixed Price	18,979	2,719,444
Cost Reimbursement	188	49,747
Time and Material	14	904
Labor Hour	74	4,014
TYPE OF CONTRACTOR		
Small Disadvantaged Business	1,911	122,473
Other Small Business	13,821	980,074
Large Business	3,277	1,647,762
Sheltered Workshops	25	1,729
Educational & Nonprofit	81	14,789
State & Local Government	120	6,206
Foreign Contractor	18	990
Domestic Contractor Performing Outside US	2	86
WOMAN-OWNED SMALL BUSINESS	1,044	54,421
PREFERENCE PROGRAMS		
Directed to Sheltered Workshop	23	1,722
8 (a) Program	864	78,118
Combined LSA/SB Set-aside	2,558	80,795
Small Business Set-aside	2,146	175,846
Labor Surplus Area Set-aside	1,112	85,279
Tie Bid Preference	0	0
Buy Indian/Self Determination Act	4	2,468
No Preference Program or Not Listed	12,548	2,349,881
SUBJECT TO LABOR STATUTES		
Walsh Healy Act - Manufacturer	661	90,807
Walsh Healy Act - Dealer	451	26,732
Service Contract Act	5,344	302,248
Davis Bacon Act	7,506	323,516
Not Subject to Above Acts	5,293	2,030,806
PRODUCT OR SERVICE		
Supplies & Equipment	3,459	1,990,417
ADP Equipment, Purchase and Lease	531	44,526
Research & Development	12	1,404
Construction	8,088	325,051
Architect & Engineering	741	39,236
Real Property, Purchase & Lease, or Maintenance	643	26,791
ADP Services (includes installation & Maintenance)	556	55,781
Other Services	5,225	290,903

**FEDERAL PROCUREMENT DATA SYSTEM
DEPARTMENT OF COMMERCE
Actions Reported in Summary on SF281
Fiscal Year 1992 Through Fourth Quarter**

PART I - PRIME CONTRACTS							
	PROCUREMENT METHODS	Number of Actions (a)	NET DOLLAR AMOUNTS (000)				
			Small Business Concerns (b)	Large Business Concerns (c)	Domestic Outside U.S./ Foreign (d)	Other Entities (e)	Total Dollars (f)
NEW AWARDS AND MODIFICATIONS	1. Tariff or Regulated Acquisitions	189				206	
	2. Contracts for Foreign Government or International Organization	20				94	
	3. Small Purchases	73,875	73,071	14,899	471	3,692	92,133
	4. Delivery Orders - GSA Schedules Only	18,901	13,157	19,044	0	197	32,398
	5. Delivery Orders - Other Federal Schedules	472	720	999	1	71	1,791
	6. Delivery Orders - All Other	2,937	2,311	1,776	0	116	4,203
	7. Other Procurement Methods	1,463	1,048	1,264	0	401	2,713
	8. TOTAL NEW AWARDS AND MODIFICATIONS	97,837	90,307	37,982	472	4,477	133,538
COMPETITION	9. Competed	35,389	50,012	24,414	49	432	74,907
	10. Not Competed	15,350	19,416	8,399	283	3,037	31,145
	11. Not Available for Competition	47,188	20,879	5,169	130	1,008	27,486
MODIFICATIONS	12. TOTAL MODIFICATIONS (Excluding Line 3)	6,726					2,014

PART II - SELECTED SOCIOECONOMIC STATISTICS (Includes both new awards and modifications)					
PREFERENCE PROGRAMS			TYPE OF CONTRACTOR		
CATEGORY	Number of Actions (a)	Total net Dollars (b)	CATEGORY	Number of Actions (a)	Total net Dollars (b)
13. Small Business - Small Purchase Set-Aside	28,473	31,252	18. Small Disadvantaged Business	1,903	3,236
14. Small Business Set-Aside	0	0	19. Woman-Owned Small Business	2,356	3,919
15. Labor Surplus Area Set-Aside	205	101	20. Sheltered Workshop	94	31
16. Combined Labor Surplus/ Small Business Set-Aside	440	305			
17. 8(a) Awards	108	656			

**DEPARTMENT OF COMMERCE
Actions Reported Individually on SF279
Fiscal Year 1992 Through Fourth Quarter**

	Actions	Dollars (000)
TOTAL	3,778	642,279
CICA APPLICABILITY		
Pre-CICA	83	128,898
CICA Awards	3,684	512,609
Small Purchases	4	297
Subject to Statute other than CICA	0	0
KIND OF CONTRACT ACTION		
Initial Letter Contract	16	5,010
Def. Contract Superseding Letter	7	4,905
New Definitive Contract	595	91,715
Small Purchase Procedure	0	0
Order Under IDC	622	54,121
Order Under BOA	25	4,899
Order /Mod Under GSA Schedule	398	26,472
Order/Mod Under VA or OPM Schedule	0	0
Modifications	2,110	458,695
Termination for Default	2	-87
Termination for Convenience	3	-3,471
SYNOPSIS OF PROCUREMENT PRIOR TO AWARD		
Synopsized Prior to Award	960	342,070
Not Synopsized Due to Urgency	75	9,701
Not Synopsized for Other Reason	2,737	290,298

FEDERAL PROCUREMENT DATA SYSTEM
DEPARTMENT OF COMMERCE
Actions Reported Individually on SF279
Fiscal Year 1992 Through Fourth Quarter

	Actions	Dollars (000)
SOLICITATION PROCEDURE		
Full and Open Competition - Sealed Bid	431	28,471
Full and Open Competition - Comp Proposal	1,315	290,395
Full and Open Competition - Combination	19	3,574
Architect Engineer	71	14,765
Basic Research	17	593
Multiple Award Schedule	366	26,025
Alternate Source/Reduced Cost	0	0
Alternate Source/Mobilization	0	0
Alternate Source/Eng R & D	0	0
Set-aside	302	26,699
Other than Full and Open Competition	1,164	122,300
FULL AND OPEN COMPETITION WITH ONLY ONE BIDDER/OFFERER	273	60,086
AUTHORITY FOR OTHER THAN FULL AND OPEN COMPETITION		
Only One Source	361	38,489
- Follow-on Contract	20	1,273
- Utilities (Regulated & Telecommunications)	7	638
Unusual & Compelling Urgency	150	22,607
Mobilization/Essential R&D	6	1,450
International Agreement	0	0
Authorized by Statute	646	59,729
Authorized Resale	0	0
National Security	0	0
Public Interest	1	25
EXTENT COMPETED		
Competed	2,708	525,848
Not Available for Competition	721	73,643
Follow-on to Competed Action	26	2,184
Not Competed	317	40,394
TYPE OF CONTRACT		
Fixed Price	3,025	444,212
Cost Reimbursement	510	176,494
Time and Material	116	11,860
Labor Hour	121	9,503
TYPE OF CONTRACTOR		
Small Disadvantaged Business	724	63,115
Other Small Business	1,567	135,351
Large Business	1,235	400,760
Sheltered Workshops	1	560
Educational & Nonprofit	121	25,990
State & Local Government	79	3,942
Foreign Contractor	41	12,104
Domestic Contractor Performing Outside US	4	247
WOMAN-OWNED SMALL BUSINESS	311	16,742
PREFERENCE PROGRAMS		
Directed to Sheltered Workshop	1	560
8 (a) Program	610	53,651
Combined LSA/SB Set-aside	0	0
Small Business Set-aside	701	43,842
Labor Surplus Area Set-aside	2	400
Tie Bid Preference	1	56
Buy Indian/Self Determination Act	0	0
No Preference Program or Not Listed	2,457	543,560
SUBJECT TO LABOR STATUTES		
Walsh Healy Act - Manufacturer	987	225,377
Walsh Healy Act - Dealer	409	28,009
Service Contract Act	956	152,826
Davis Bacon Act	182	23,798
Not Subject to Above Acts	1,238	212,059
PRODUCT OR SERVICE		
Supplies & Equipment	706	263,638
ADP Equipment, Purchase and Lease	630	56,357
Research & Development	165	21,810
Construction	153	21,345
Architect & Engineering	108	16,951
Real Property, Purchase & Lease, or Maintenance	27	2,076
ADP Services (includes Installation & Maintenance)	508	101,040
Other Services	1,480	157,349

**FEDERAL PROCUREMENT DATA SYSTEM
DEPARTMENT OF DEFENSE
Actions Reported in Summary on SF281
Fiscal Year 1992 Through Fourth Quarter**

PART I - PRIME CONTRACTS							
	PROCUREMENT METHODS	Number of Actions (a)	NET DOLLAR AMOUNTS (000)				
			Small Business Concerns (b)	Large Business Concerns (c)	Domestic Outside U.S./ Foreign (d)	Other Entities (e)	Total Dollars (f)
NEW AWARDS AND MODIFICATIONS	1. Tariff or Regulated Acquisitions	148,546				189,500	
	2. Contracts for Foreign Government or International Organization	55,054				116,483	
	3. Small Purchases	6,050,009	4,947,627	1,488,725	354,565	39,589	6,830,506
	4. Delivery Orders - GSA Schedules Only	505,195	551,695	587,084	49,158	2,737	1,180,674
	5. Delivery Orders - Other Federal Schedules	161,255	61,603	166,460	4,638	1,471	234,172
	6. Delivery Orders - All Other	4,033,087	1,005,989	3,958,704	410,724	47,936	5,423,353
	7. Other Procurement Methods	897,931	461,274	301,222	89,430	22,130	874,056
	8. TOTAL NEW AWARDS AND MODIFICATIONS	11,851,077	7,028,188	6,502,195	908,515	113,863	14,858,744
COMPETITION	9. Competed	5,498,043	4,603,942	2,260,209	630,111	32,711	7,526,971
	10. Not Competed	504,470	434,608	414,257	48,809	14,867	912,542
	11. Not Available for Competition	5,848,564	1,989,838	3,827,729	229,595	66,285	6,419,231
MODIFICATIONS	12. TOTAL MODIFICATIONS (Excluding Line 3)	238,461					436,389

PART II - SELECTED SOCIOECONOMIC STATISTICS (Includes both new awards and modifications)					
PREFERENCE PROGRAMS			TYPE OF CONTRACTOR		
CATEGORY	Number of Actions (a)	Total net Dollars (b)	CATEGORY	Number of Actions (a)	Total net Dollars (b)
13. Small Business - Small Purchase Set-Aside	4,225,502	4,236,855	18. Small Disadvantaged Business	335,707	353,660
14. Small Business Set-Aside	490,479	432,625	19. Woman-Owned Small Business	413,943	406,744
15. Labor Surplus Area Set-Aside	104	-586	20. Sheltered Workshop	3,086	7,161
16. Combined Labor Surplus/ Small Business Set-Aside	24	71			
17. 8(a) Awards	33,118	65,419			

**DEPARTMENT OF DEFENSE
Actions Reported Individually on SF279
Fiscal Year 1992 Through Fourth Quarter**

	Actions	Dollars (000)
TOTAL	285,582	120,388,083
CICA APPLICABILITY		
Pre-CICA	5,613	5,050,059
CICA Awards	246,061	108,242,923
Small Purchases	8,422	50,782
Subject to Statute other than CICA	0	0
KIND OF CONTRACT ACTION		
Initial Letter Contract	883	2,714,312
Def. Contract Superseding Letter	686	1,375,913
New Definitive Contract	54,010	30,121,442
Small Purchase Procedure	8,348	50,503
Order Under IDC	75,134	14,274,042
Order Under BOA	15,654	4,559,986
Order /Mod Under GSA Schedule	15,005	967,242
Order /Mod Under VA or OPM Schedule	845	53,933
Modifications	92,898	67,113,155
Termination for Default	318	-227,590
Termination for Convenience	1,813	-613,855
SYNOPSIS OF PROCUREMENT PRIOR TO AWARD		
Synopsized Prior to Award	182,279	88,737,794
Not Synopsized Due to Urgency	8,115	2,580,083
Not Synopsized for Other Reason	69,702	22,025,887

**FEDERAL PROCUREMENT DATA SYSTEM
DEPARTMENT OF DEFENSE
Actions Reported Individually on SF279
Fiscal Year 1992 Through Fourth Quarter**

	Actions	Dollars (000)
SOLICITATION PROCEDURE		
Full and Open Competition - Sealed Bid	35,997	7,240,007
Full and Open Competition - Comp Proposal	80,165	38,579,419
Full and Open Competition - Combination	844	297,309
Architect Engineer	10,025	946,219
Basic Research	2,913	827,536
Multiple Award Schedule	13,633	997,231
Alternate Source/Reduced Cost	3	910
Alternate Source/Mobilization	676	1,462,384
Alternate Source/Eng R & D	40	19,269
Set-aside	30,853	5,446,853
Other than Full and Open Competition	70,912	52,425,786
FULL AND OPEN COMPETITION WITH ONLY ONE BIDDER/OFFERER AUTHORITY FOR OTHER THAN FULL AND OPEN COMPETITION		
Only One Source	36,411	34,692,824
- Follow-on Contract	1,745	5,021,078
- Utilities (Regulated & Telecommunications)	1,635	408,966
Unusual & Compelling Urgency	8,839	2,852,462
Mobilization/Essential R&D	3,096	8,318,458
International Agreement	0	0
Authorized by Statute	12,287	2,805,530
Authorized Resale	7,251	1,239,083
National Security	2,960	2,506,737
Public Interest	68	10,692
EXTENT COMPETED		
Competed	192,878	68,317,431
Not Available for Competition	27,581	8,008,168
Follow-on to Competed Action	4,707	8,212,882
Not Competed	34,930	28,805,283
TYPE OF CONTRACT		
Fixed Price	205,837	79,214,154
Cost Reimbursement	40,356	30,724,530
Time and Material	12,266	3,007,227
Labor Hour	1,637	397,853
TYPE OF CONTRACTOR		
Small Disadvantaged Business	26,027	4,799,690
Other Small Business	89,632	12,873,828
Large Business	125,703	87,590,603
Sheltered Workshops	675	195,745
Educational & Nonprofit	6,549	3,127,222
State & Local Government	3	221
Foreign Contractor	9,817	3,639,541
Domestic Contractor Performing Outside US	1,690	1,116,914
WOMAN-OWNED SMALL BUSINESS		
	8,246	1,206,518
PREFERENCE PROGRAMS		
Directed to Sheltered Workshop	344	106,410
8 (a) Program	11,120	2,471,832
Combined LSA/SB Set-aside	45	4,594
Small Business Set-aside	24,649	4,423,761
Labor Surplus Area Set-aside	0	0
Tie Bid Preference	0	0
Buy Indian/Self Determination Act	0	0
No Preference Program or Not Listed	223,938	106,337,167
SUBJECT TO LABOR STATUTES		
Wahsh Healy Act - Manufacturer	85,153	62,907,144
Wahsh Healy Act - Dealer	14,480	3,166,890
Service Contract Act	37,986	10,280,243
Davis Bacon Act	46,182	6,851,665
Not Subject to Above Acts	76,295	30,737,822
PRODUCT OR SERVICE		
Supplies & Equipment	82,142	57,260,098
ADP Equipment, Purchase and Lease	13,330	2,089,143
Research & Development	25,190	21,693,074
Construction	50,308	8,062,697
Architect & Engineering	12,592	2,120,474
Real Property, Purchase & Lease, or Maintenance	330	170,474
ADP Services (includes Installation & Maintenance)	13,761	3,352,051
Other Services	67,939	25,644,703

**FEDERAL PROCUREMENT DATA SYSTEM
DEPARTMENT OF EDUCATION
Actions Reported in Summary on SF281
Fiscal Year 1992 Through Fourth Quarter**

PART I - PRIME CONTRACTS							
	PROCUREMENT METHODS	Number of Actions (a)	NET DOLLAR AMOUNTS (000)				Total Dollars (f)
			Small Business Concerns (b)	Large Business Concerns (c)	Domestic Outside U.S./ Foreign (d)	Other Entities (e)	
NEW AWARDS AND MODIFICATIONS	1. Tariff or Regulated Acquisitions	37					8
	2. Contracts for Foreign Government or International Organization	0					0
	3. Small Purchases	13,177	10,182	816	63	2,559	13,620
	4. Delivery Orders - GSA Schedules Only	997	538	1,236	0	25	1,799
	5. Delivery Orders- Other Federal Schedules	37	5	63	0	6	74
	6. Delivery Orders - All Other	67	15	64	0	14	83
	7. Other Procurement Methods	1,045	21	30	2	1,570	1,623
	8. TOTAL NEW AWARDS AND MODIFICATIONS	15,360	10,761	2,209	65	4,174	17,217
COMPETITION	9. Competed	5,300	5,862	1,549	4	1,092	8,507
	10. Not Competed	8,909	4,885	537	57	1,495	6,954
	11. Not Available for Competition	1,151	34	123	4	1,587	1,756
MODIFICATIONS	12. TOTAL MODIFICATIONS (Excluding Line 3)	1,641					724

PART II - SELECTED SOCIOECONOMIC STATISTICS (Includes both new awards and modifications)					
PREFERENCE PROGRAMS			TYPE OF CONTRACTOR		
CATEGORY	Number of Actions (a)	Total net Dollars (b)	CATEGORY	Number of Actions (a)	Total net Dollars (b)
13. Small Business - Small Purchase Set-Aside	155	141	18. Small Disadvantaged Business	77	68
14. Small Business Set-Aside	180	2,275	19. Woman-Owned Small Business	925	682
15. Labor Surplus Area Set-Aside	17	19	20. Sheltered Workshop	8	1
16. Combined Labor Surplus/ Small Business Set-Aside	9	3			
17. 8(a) Awards	0	0			

**DEPARTMENT OF EDUCATION
Actions Reported Individually on SF279
Fiscal Year 1992 Through Fourth Quarter**

	Actions	Dollars (000)
TOTAL	888	284,458
CICA APPLICABILITY		
Pre-CICA	3	201
CICA Awards	878	282,130
Small Purchases	0	0
Subject to Statute other than CICA	8	2,127
KIND OF CONTRACT ACTION		
Initial Letter Contract	3	1,194
Def. Contract Superseding Letter	3	8,215
New Definitive Contract	118	56,941
Small Purchase Procedure	0	0
Order Under IDC	3	132
Order Under BOA	0	0
Order /Mod Under GSA Schedule	11	1,037
Order/Mod Under VA or OPM Schedule	0	0
Modifications	750	216,939
Termination for Default	0	0
Termination for Convenience	0	0
SYNOPSIS OF PROCUREMENT PRIOR TO AWARD		
Synopsized Prior to Award	691	261,114
Not Synopsized Due to Urgency	1	725
Not Synopsized for Other Reason	196	22,619

**FEDERAL PROCUREMENT DATA SYSTEM
DEPARTMENT OF EDUCATION
Actions Reported Individually on SF279
Fiscal Year 1992 Through Fourth Quarter**

SELECTION PROCEDURE	Actions	Dollars (000)
Full and Open Competition - Sealed Bid	31	3,368
Full and Open Competition - Comp Proposal	483	240,078
Full and Open Competition - Combination	3	287
Architect Engineer	0	0
Basic Research	0	0
Multiple Award Schedule	8	592
Alternate Source/Reduced Cost	0	0
Alternate Source/Mobilization	0	0
Alternate Source/Eng R & D	0	0
Set-aside	35	5,064
Other than Full and Open Competition	316	32,741
FULL AND OPEN COMPETITION WITH ONLY ONE BIDDER/OFFERER	142	86,057
AUTHORITY FOR OTHER THAN FULL AND OPEN COMPETITION		
Only One Source	192	6,981
- Follow-on Contract	0	0
- Utilities (Regulated & Telecommunications)	3	132
Unusual & Compelling Urgency	2	757
Mobilization/Essential R&D	0	0
International Agreement	0	0
Authorized by Statute	121	24,987
Authorized Resale	1	16
National Security	0	0
Public Interest	0	0
EXTENT COMPLETED		
Completed	579	252,867
Not Available for Competition	199	18,483
Follow-on to Completed Action	1	53
Not Completed	109	13,075
TYPE OF CONTRACT		
Fixed Price	463	94,177
Cost Reimbursement	289	177,555
Time and Material	99	8,650
Labor Hour	37	4,076
TYPE OF CONTRACTOR		
Small Disadvantaged Business	176	24,373
Other Small Business	117	15,858
Large Business	273	82,253
Sheltered Workshops	0	0
Educational & Nonprofit	165	137,898
State & Local Government	157	24,076
Foreign Contractor	0	0
Domestic Contractor Performing Outside US	0	0
WOMAN-OWNED SMALL BUSINESS	40	7,290
PREFERENCE PROGRAMS		
Directed to Sheltered Workshop	0	0
8 (a) Program	130	15,837
Combined LSA/SB Set-aside	0	0
Small Business Set-aside	27	2,346
Labor Surplus Area Set-aside	0	0
Tie Bid Preference	0	0
Buy Indian/Self Determination Act	5	1,545
No Preference Program or Not Listed	726	264,730
SUBJECT TO LABOR STATUTES		
Walsh Healy Act - Manufacturer	15	3,953
Walsh Healy Act - Dealer	10	11,006
Service Contract Act	122	29,573
Davis Bacon Act	0	0
Not Subject to Above Acts	741	239,926
PRODUCT OR SERVICE		
Supplies & Equipment	22	1,852
ADP Equipment, Purchase and Lease	28	3,350
Research & Development	47	11,875
Construction	0	0
Architect & Engineering	0	0
Real Property, Purchase & Lease, or Maintenance	0	0
ADP Services (includes Installation & Maintenance)	173	70,451
Other Services	618	196,930

**FEDERAL PROCUREMENT DATA SYSTEM
DEPARTMENT OF ENERGY
Actions Reported in Summary on SF281
Fiscal Year 1992 Through Fourth Quarter**

PART I - PRIME CONTRACTS							
	PROCUREMENT METHODS	Number of Actions (a)	NET DOLLAR AMOUNTS (000)				
			Small Business Concerns (b)	Large Business Concerns (c)	Domestic Outside U.S./ Foreign (d)	Other Entities (e)	Total Dollars (f)
NEW AWARDS AND MODIFICATIONS	1. Tariff or Regulated Acquisitions	0					0
	2. Contracts for Foreign Government or International Organization	0					0
	3. Small Purchases	25,984	30,360	9,134	1	1,105	40,600
	4. Delivery Orders - GSA Schedules Only	2,984	4,451	5,753	0	231	10,435
	5. Delivery Orders - Other Federal Schedules	196	558	180	0	53	791
	6. Delivery Orders - All Other	1,337	124	190	0	119	433
	7. Other Procurement Methods	1,977	372	231	0	49	652
	8. TOTAL NEW AWARDS AND MODIFICATIONS	32,478	35,865	15,488	1	1,557	52,911
COMPETITION	9. Competed	9,628	20,887	8,237	0	406	29,530
	10. Not Competed	7,203	9,315	4,482	1	739	14,537
	11. Not Available for Competition	15,647	5,683	2,769	0	412	8,844
MODIFICATIONS	12. TOTAL MODIFICATIONS (Excluding Line 8)	0					0

PART II - SELECTED SOCIOECONOMIC STATISTICS (Includes both new awards and modifications)					
PREFERENCE PROGRAMS			TYPE OF CONTRACTOR		
CATEGORY	Number of Actions (a)	Total net Dollars (b)	CATEGORY	Number of Actions (a)	Total net Dollars (b)
13. Small Business - Small Purchase Set-Aside	14,538	22,969	18. Small Disadvantaged Business	740	1,999
14. Small Business Set-Aside	393	1,648	19. Woman-Owned Small Business	933	2,272
15. Labor Surplus Area Set-Aside	15	22	20. Sheltered Workshop	3	4
16. Combined Labor Surplus/ Small Business Set-Aside	1,558	2,766			
17. 8(a) Awards	23	165			

**DEPARTMENT OF ENERGY
Actions Reported Individually on SF279
Fiscal Year 1992 Through Fourth Quarter**

	Actions	Dollars (000)
TOTAL	5,294	18,543,985
CICA APPLICABILITY		
Pre-CICA	392	7,770,701
CICA Awards	4,800	10,772,500
Small Purchases	102	794
Subject to Statute other than CICA	0	0
KIND OF CONTRACT ACTION		
Initial Letter Contract	42	25,669
Def. Contract Superseding Letter	0	0
New Definitive Contract	433	253,916
Small Purchase Procedure	92	739
Order Under IDC	337	24,258
Order Under BOA	19	4,214
Order /Mod Under GSA Schedule	799	26,606
Order/Mod Under VA or OPM Schedule	3	138
Modifications	3,564	18,207,349
Termination for Default	0	0
Termination for Convenience	5	1,106
SYNOPSIS OF PROCUREMENT PRIOR TO AWARD		
Synopsized Prior to Award	2,111	4,958,588
Not Synopsized Due to Urgency	39	755,155
Not Synopsized for Other Reason	3,144	12,830,252

**FEDERAL PROCUREMENT DATA SYSTEM
DEPARTMENT OF ENERGY
Actions Reported Individually on SF279
Fiscal Year 1992 Through Fourth Quarter**

SOLICITATION PROCEDURE	Actions	Dollars (000)
Full and Open Competition - Sealed Bid	749	309,186
Full and Open Competition - Comp Proposal	1,426	5,525,773
Full and Open Competition - Combination	12	8,822
Architect Engineer	235	326,879
Basic Research	61	40,145
Multiple Award Schedule	653	24,774
Alternate Source/Reduced Cost	1	431
Alternate Source/Mobilization	5	904
Alternate Source/Eng R & D	0	0
Set-aside	186	35,393
Other than Full and Open Competition	1,472	4,500,193
FULL AND OPEN COMPETITION WITH ONLY ONE BIDDER/OFFERER	375	631,085
AUTHORITY FOR OTHER THAN FULL AND OPEN COMPETITION		
Only One Source	486	1,780,272
- Follow-on Contract	41	1,115,442
- Utilities (Regulated & Telecommunications)	29	2,841
Unusual & Compelling Urgency	59	756,329
Mobilization/Essential R&D	126	1,686,139
International Agreement	6	2,676
Authorized by Statute	794	274,752
Authorized Resale	1	25
National Security	0	0
Public Interest	0	0
EXTENT COMPETED		
Competed	3,546	8,443,454
Not Available for Competition	895	2,336,693
Follow-on to Competed Action	11	3,924
Not Competed	742	7,759,924
TYPE OF CONTRACT		
Fixed Price	2,638	432,866
Cost Reimbursement	2,450	18,067,546
Time and Material	76	21,421
Labor Hour	130	22,162
TYPE OF CONTRACTOR		
Small Disadvantaged Business	991	320,521
Other Small Business	1,284	236,080
Large Business	2,546	13,218,969
Sheltered Workshops	8	1,220
Educational & Nonprofit	245	2,018,055
State & Local Government	192	2,745,641
Foreign Contractor	15	3,333
Domestic Contractor Performing Outside US	13	176
WOMAN-OWNED SMALL BUSINESS	242	78,371
PREFERENCE PROGRAMS		
Directed to Sheltered Workshop	8	1,220
8 (a) Program	862	287,733
Combined LSA/SB Set-aside	9	1,895
Small Business Set-aside	263	55,174
Labor Surplus Area Set-aside	7	492
Tie Bid Preference	0	0
Buy Indian/Self Determination Act	0	0
No Preference Program or Not Listed	4,145	18,197,481
SUBJECT TO LABOR STATUTES		
Walsh Healy Act - Manufacturer	875	943,746
Walsh Healy Act - Dealer	239	19,146
Service Contract Act	653	784,927
Davis Bacon Act	492	196,932
Not Subject to Above Acts	3,035	16,599,244
PRODUCT OR SERVICE		
Supplies & Equipment	722	145,516
ADP Equipment, Purchase and Lease	502	34,575
Research & Development	694	1,584,670
Construction	542	201,570
Architect & Engineering	309	355,832
Real Property, Purchase & Lease, or Maintenance	21	3,629
ADP Services (includes Installation & Maintenance)	245	120,263
Other Services	2,259	16,097,940

FEDERAL PROCUREMENT DATA SYSTEM
DEPARTMENT OF HEALTH AND HUMAN SERVICES
Actions Reported in Summary on SF281
Fiscal Year 1992 Through Fourth Quarter

PART I - PRIME CONTRACTS							
	PROCUREMENT METHODS	Number of Actions (a)	NET DOLLAR AMOUNTS (000)				
			Small Business Concerns (b)	Large Business Concerns (c)	Domestic Outside U.S./ Foreign (d)	Other Entities (e)	Total Dollars (f)
NEW AWARDS AND MODIFICATIONS	1. Tariff or Regulated Acquisitions	0				0	
	2. Contracts for Foreign Government or International Organization	1				0	
	3. Small Purchases	1,093,112	375,555	155,956	3,890	9,703	545,104
	4. Delivery Orders - GSA Schedules Only	110,553	66,358	109,289	27	418	176,092
	5. Delivery Orders - Other Federal Schedules	6,463	3,140	4,026	0	3,566	10,732
	6. Delivery Orders - All Other	23,878	41,447	14,314	0	3,012	58,773
	7. Other Procurement Methods	12,035	1,173	252	3	1,725	3,153
	8. TOTAL NEW AWARDS AND MODIFICATIONS	1,245,042	487,673	283,637	3,920	18,424	793,854
COMPETITION	9. Competed	104,314	129,075	73,972	2,015	2,319	207,381
	10. Not Competed	193,284	181,441	105,880	1,445	10,339	299,105
	11. Not Available for Competition	948,444	177,157	103,985	460	5,766	287,368
MODIFICATIONS	12. TOTAL MODIFICATIONS (Excluding Line 3)	42,892					35,023

PART II - SELECTED SOCIOECONOMIC STATISTICS (Includes both new awards and modifications)					
PREFERENCE PROGRAMS			TYPE OF CONTRACTOR		
CATEGORY	Number of Actions (a)	Total net Dollars (b)	CATEGORY	Number of Actions (a)	Total net Dollars (b)
13. Small Business - Small Purchase Set-Aside	672,007	326,925	18. Small Disadvantaged Business	10,570	15,762
14. Small Business Set-Aside	26,544	32,910	19. Woman-Owned Small Business	25,440	23,665
15. Labor Surplus Area Set-Aside	5,891	7,994	20. Sheltered Workshop	40	137
16. Combined Labor Surplus/ Small Business Set-Aside	34,141	33,424			
17. 8(a) Awards	286	1,778			

DEPARTMENT OF HEALTH AND HUMAN SERVICES
Actions Reported Individually on SF279
Fiscal Year 1992 Through Fourth Quarter

	Actions	Dollars (000)
TOTAL	11,921	2,317,072
CICA APPLICABILITY		
Pre-CICA	10	369
CICA Awards	9,241	1,817,247
Small Purchases	6	1,044
Subject to Statute other than CICA	2,664	498,412
KIND OF CONTRACT ACTION		
Initial Letter Contract	10	5,033
Def. Contract Superseding Letter	1	147
New Definitive Contract	1,719	526,563
Small Purchase Procedure	0	0
Order Under IDC	803	38,280
Order Under BOA	58	4,386
Order /Mod Under GSA Schedule	1,392	75,056
Order/Mod Under VA or OPM Schedule	74	4,416
Modifications	7,861	1,663,452
Termination for Default	1	-110
Termination for Convenience	2	-151
SYNOPSIS OF PROCUREMENT PRIOR TO AWARD		
Synopsized Prior to Award	6,275	1,471,265
Not Synopsized Due to Urgency	70	19,804
Not Synopsized for Other Reason	5,576	826,003

FEDERAL PROCUREMENT DATA SYSTEM
DEPARTMENT OF HEALTH AND HUMAN SERVICES
 Actions Reported Individually on SF279
 Fiscal Year 1992 Through Fourth Quarter

	Actions	Dollars (000)
SOLICITATION PROCEDURE		
Full and Open Competition - Sealed Bid	930	80,471
Full and Open Competition - Comp Proposal	4,233	1,064,227
Full and Open Competition - Combination	49	11,677
Architect Engineer	152	24,578
Basic Research	5	1,176
Multiple Award Schedule	1,194	70,493
Alternate Source/Reduced Cost	0	0
Alternate Source/Mobilization	0	0
Alternate Source/Eng R & D	0	0
Set-aside	891	127,295
Other than Full and Open Competition	1,887	437,331
FULL AND OPEN COMPETITION WITH ONLY ONE BIDDER/OFFERER	2,666	799,705
AUTHORITY FOR OTHER THAN FULL AND OPEN COMPETITION		
Only One Source	903	200,936
- Follow-on Contract	31	12,353
- Utilities (Regulated & Telecommunications)	16	1,875
Unusual & Compelling Urgency	106	29,659
Mobilization/Essential R&D	11	2,157
International Agreement	0	0
Authorized by Statute	764	204,320
Authorized Resale	2	209
National Security	0	0
Public Interest	1	49
EXTENT COMPETED		
Competed	10,092	1,868,440
Not Available for Competition	1,369	367,249
Follow-on to Completed Action	31	22,050
Not Completed	429	59,333
TYPE OF CONTRACT		
Fixed Price	6,794	621,766
Cost Reimbursement	5,095	1,688,315
Time and Material	15	2,839
Labor Hour	17	4,152
TYPE OF CONTRACTOR		
Small Disadvantaged Business	1,173	236,127
Other Small Business	3,148	313,927
Large Business	2,807	589,688
Sheltered Workshops	25	4,804
Educational & Nonprofit	1,555	561,021
State & Local Government	3,138	587,207
Foreign Contractor	65	23,532
Domestic Contractor Performing Outside US	10	366
WOMAN-OWNED SMALL BUSINESS	465	68,605
PREFERENCE PROGRAMS		
Directed to Sheltered Workshop	18	4,383
8 (a) Program	691	185,429
Combined LSA/SB Set-aside	23	2,180
Small Business Set-aside	1,177	117,552
Labor Surplus Area Set-aside	5	287
Tie Bid Preference	0	0
Buy Indian/Self Determination Act	2,639	514,867
No Preference Program or Not Listed	7,368	1,492,374
SUBJECT TO LABOR STATUTES		
Walsh Healy Act - Manufacturer	1,528	144,633
Walsh Healy Act - Dealer	604	49,021
Service Contract Act	1,184	248,937
Davis Bacon Act	559	66,223
Not Subject to Above Acts	8,046	1,808,258
PRODUCT OR SERVICE		
Supplies & Equipment	1,393	92,457
ADP Equipment, Purchase and Lease	566	97,694
Research & Development	1,856	715,419
Construction	847	90,479
Architect & Engineering	269	36,511
Real Property, Purchase & Lease, or Maintenance	50	6,987
ADP Services (includes Installation & Maintenance)	486	141,104
Other Services	6,455	1,136,421

FEDERAL PROCUREMENT DATA SYSTEM
DEPARTMENT OF HOUSING AND URBAN DEVELOPMENT
Actions Reported in Summary on SF281
Fiscal Year 1992 Through Fourth Quarter

PART I - PRIME CONTRACTS							
	PROCUREMENT METHODS	Number of Actions (a)	NET DOLLAR AMOUNTS (000)				
			Small Business Concerns (b)	Large Business Concerns (c)	Domestic Outside U.S./ Foreign (d)	Other Entities (e)	Total Dollars (f)
NEW AWARDS AND MODIFICATIONS	1. Tariff or Regulated Acquisitions	0				0	
	2. Contracts for Foreign Government or International Organization	0				0	
	3. Small Purchases	5,099	4,052	953	0	220	5,225
	4. Delivery Orders - GSA Schedules Only	2,048	1,198	3,848	0	263	5,107
	5. Delivery Orders - Other Federal Schedules	303	285	735	0	58	1,078
	6. Delivery Orders - All Other	0	0	0	0	0	0
	7. Other Procurement Methods	0	0	0	0	0	0
	8. TOTAL NEW AWARDS AND MODIFICATIONS	7,450	5,535	5,334	0	541	11,410
COMPETITION	9. Competed	2,373	2,975	2,585	0	64	5,624
	10. Not Competed	1,046	722	642	0	86	1,450
	11. Not Available for Competition	4,031	1,838	2,107	0	391	4,336
MODIFICATIONS	12. TOTAL MODIFICATIONS (Excluding Line 3)	213					341

PART II - SELECTED SOCIOECONOMIC STATISTICS (Includes both new awards and modifications)					
PREFERENCE PROGRAMS			TYPE OF CONTRACTOR		
CATEGORY	Number of Actions (a)	Total net Dollars (b)	CATEGORY	Number of Actions (a)	Total net Dollars (b)
13. Small Business - Small Purchase Set-Aside	3,698	4,052	18. Small Disadvantaged Business	243	381
14. Small Business Set-Aside	0	0	19. Woman-Owned Small Business	291	444
15. Labor Surplus Area Set-Aside	0	0	20. Sheltered Workshop	29	37
16. Combined Labor Surplus/ Small Business Set-Aside	0	0			
17. 8(a) Awards	0	0			

DEPARTMENT OF HOUSING AND URBAN DEVELOPMENT
Actions Reported Individually on SF279
Fiscal Year 1992 Through Fourth Quarter

	Actions	Dollars (000)
TOTAL	525	198,958
CICA APPLICABILITY		
Pre-CICA	0	0
CICA Awards	525	198,958
Small Purchases	0	0
Subject to Statute other than CICA	0	0
KIND OF CONTRACT ACTION		
Initial Letter Contract	0	0
Def. Contract Superseding Letter	0	0
New Definitive Contract	40	13,099
Small Purchase Procedure	0	0
Order Under IDC	156	31,344
Order Under BOA	0	0
Order /Mod Under GSA Schedule	0	0
Order/Mod Under VA or OPM Schedule	0	0
Modifications	328	154,510
Termination for Default	0	0
Termination for Convenience	1	5
SYNOPSIS OF PROCUREMENT PRIOR TO AWARD		
Synopsized Prior to Award	37	26,189
Not Synopsized Due to Urgency	0	0
Not Synopsized for Other Reason	488	172,769

FEDERAL PROCUREMENT DATA SYSTEM
DEPARTMENT OF HOUSING AND URBAN DEVELOPMENT
 Actions Reported Individually on SF279
 Fiscal Year 1992 Through Fourth Quarter

SOLICITATION PROCEDURE	Actions	Dollars (000)
Full and Open Competition - Sealed Bid	20	1,263
Full and Open Competition - Comp Proposal	363	167,951
Full and Open Competition - Combination	0	0
Architect Engineer	1	96
Basic Research	0	0
Multiple Award Schedule	0	0
Alternate Source/Reduced Cost	0	0
Alternate Source/Mobilization	0	0
Alternate Source/Eng R & D	0	0
Set-aside	35	4,602
Other than Full and Open Competition	106	25,046
FULL AND OPEN COMPETITION WITH ONLY ONE BIDDER/OFFERER	356	108,502
AUTHORITY FOR OTHER THAN FULL AND OPEN COMPETITION		
Only One Source	8	7,007
- Follow-on Contract	0	0
- Utilities (Regulated & Telecommunications)	3	4,004
Unusual & Compelling Urgency	0	0
Mobilization/Essential R&D	0	0
International Agreement	0	0
Authorized by Statute	98	18,039
Authorized Resale	0	0
National Security	0	0
Public Interest	0	0
EXTENT COMPETED		
Competed	419	173,912
Not Available for Competition	101	22,043
Follow-on to Competed Action	0	0
Not Competed	5	3,003
TYPE OF CONTRACT		
Fixed Price	320	45,622
Cost Reimbursement	197	151,525
Time and Material	1	351
Labor Hour	7	1,480
TYPE OF CONTRACTOR		
Small Disadvantaged Business	79	26,934
Other Small Business	148	11,900
Large Business	253	150,305
Sheltered Workshops	0	0
Educational & Nonprofit	24	9,744
State & Local Government	21	75
Foreign Contractor	0	0
Domestic Contractor Performing Outside US	0	0
WOMAN-OWNED SMALL BUSINESS	62	3,888
PREFERENCE PROGRAMS		
Directed to Sheltered Workshop	0	0
8 (a) Program	62	13,499
Combined LSA/SB Set-aside	15	516
Small Business Set-aside	84	5,368
Labor Surplus Area Set-aside	21	1,833
Tie Bid Preference	0	0
Buy Indian/Self Determination Act	0	0
No Preference Program or Not Listed	343	177,742
SUBJECT TO LABOR STATUTES		
Walsh Healy Act - Manufacturer	6	699
Walsh Healy Act - Dealer	11	2,270
Service Contract Act	79	11,788
Davis Bacon Act	11	757
Not Subject to Above Acts	418	183,444
PRODUCT OF SERVICE		
Supplies & Equipment	7	1,760
ADP Equipment, Purchase and Lease	0	0
Research & Development	3	197
Construction	48	6,917
Architect & Engineering	0	0
Real Property, Purchase & Lease, or Maintenance	0	0
ADP Services (includes Installation & Maintenance)	148	114,660
Other Services	319	75,424

**FEDERAL PROCUREMENT DATA SYSTEM
DEPARTMENT OF THE INTERIOR
Actions Reported in Summary on SF281
Fiscal Year 1992 Through Fourth Quarter**

PART I - PRIME CONTRACTS							
	PROCUREMENT METHODS	Number of Actions (a)	NET DOLLAR AMOUNTS (000)				Total Dollars (f)
			Small Business Concerns (b)	Large Business Concerns (c)	Domestic Outside U.S./ Foreign (d)	Other Entities (e)	
NEW AWARDS AND MODIFICATIONS	1. Tariff or Regulated Acquisitions	11,496					3,335
	2. Contracts for Foreign Government or International Organization	25					17
	3. Small Purchases	412,071	258,828	39,654	862	8,908	308,252
	4. Delivery Orders - GSA Schedules Only	66,825	43,216	52,927	1	903	97,047
	5. Delivery Orders - Other Federal Schedules	8,321	5,599	4,091	18	488	10,196
	6. Delivery Orders - All Other	10,239	8,070	5,113	23	3,805	17,011
	7. Other Procurement Methods	24,834	10,741	1,149	11	1,487	13,388
	8. TOTAL NEW AWARDS AND MODIFICATIONS	533,811	326,454	102,934	915	15,591	448,246
COMPETITION	9. Competed	197,319	188,774	59,990	87	5,248	254,150
	10. Not Competed	81,843	50,859	20,595	299	4,654	76,409
	11. Not Available for Competition	254,649	86,821	22,349	529	5,689	118,687
MODIFICATIONS	12. TOTAL MODIFICATIONS (Excluding Line 3)	16,927					6,761

PART II - SELECTED SOCIOECONOMIC STATISTICS (Includes both new awards and modifications)					
PREFERENCE PROGRAMS			TYPE OF CONTRACTOR		
CATEGORY	Number of Actions (a)	Total net Dollars (b)	CATEGORY	Number of Actions (a)	Total net Dollars (b)
13. Small Business - Small Purchase Set-Aside	278,474	208,003	18. Small Disadvantaged Business	18,029	16,343
14. Small Business Set-Aside	5,508	4,253	19. Woman-Owned Small Business	15,361	17,112
15. Labor Surplus Area Set-Aside	5,236	4,596	20. Sheltered Workshop	2,148	141
16. Combined Labor Surplus/ Small Business Set-Aside	33,808	15,664			
17. 8(a) Awards	624	1,073			

**DEPARTMENT OF THE INTERIOR
Actions Reported Individually on SF279
Fiscal Year 1992 Through Fourth Quarter**

	Actions	Dollars (000)
TOTAL	15,931	1,481,560
CICA APPLICABILITY		
Pre-CICA	137	18,722
CICA Awards	12,879	1,230,601
Small Purchases	423	3,231
Subject to Statute other than CICA	2,489	228,904
KIND OF CONTRACT ACTION		
Initial Letter Contract	65	8,418
Def. Contract Superseding Letter	1	-21
New Definitive Contract	2,591	414,958
Small Purchase Procedure	341	2,629
Order Under IDC	4,501	178,195
Order Under BOA	230	7,333
Order /Mod Under GSA Schedule	642	31,182
Order/Mod Under VA or OPM Schedule	5	166
Modifications	7,540	833,090
Termination for Default	7	245
Termination for Convenience	8	5,365
SYNOPSIS OF PROCUREMENT PRIOR TO AWARD		
Synopsized Prior to Award	9,799	1,042,213
Not Synopsized Due to Urgency	77	8,739
Not Synopsized for Other Reason	6,052	430,406

FEDERAL PROCUREMENT DATA SYSTEM
DEPARTMENT OF THE INTERIOR
Actions Reported Individually on SF279
Fiscal Year 1992 Through Fourth Quarter

	Actions	Dollars (000)
SOLICITATION PROCEDURE		
Full and Open Competition - Sealed Bid	1,679	306,035
Full and Open Competition - Comp Proposal	3,132	264,576
Full and Open Competition - Combination	42	2,497
Architect Engineer	815	45,588
Basic Research	0	0
Multiple Award Schedule	543	25,035
Alternate Source/Reduced Cost	0	0
Alternate Source/Mobilization	14	2,089
Alternate Source/Eng R & D	2	19
Set-aside	4,420	399,825
Other than Full and Open Competition	2,232	184,939
FULL AND OPEN COMPETITION WITH ONLY ONE BIDDER/OFFERER	826	46,536
AUTHORITY FOR OTHER THAN FULL AND OPEN COMPETITION		
Only One Source	615	36,649
- Follow-on Contract	99	4,457
- Utilities (Regulated & Telecommunications)	32	2,157
Unusual & Compelling Urgency	135	13,091
Mobilization/Essential R&D	5	269
International Agreement	3	98
Authorized by Statute	1,451	132,807
Authorized Resale	0	0
National Security	0	0
Public Interest	23	2,025
EXTENT COMPETED		
Competed	11,229	1,080,164
Not Available for Competition	4,153	373,538
Follow-on to Competed Action	124	6,503
Not Competed	422	21,153
TYPE OF CONTRACT		
Fixed Price	12,770	1,178,052
Cost Reimbursement	2,729	284,057
Time and Material	156	4,770
Labor Hour	273	14,479
TYPE OF CONTRACTOR		
Small Disadvantaged Business	1,993	173,369
Other Small Business	7,538	501,664
Large Business	3,724	563,534
Sheltered Workshops	22	1,694
Educational & Nonprofit	143	9,675
State & Local Government	2,470	226,678
Foreign Contractor	25	2,784
Domestic Contractor Performing Outside US	13	1,960
	742	51,627
WOMAN-OWNED SMALL BUSINESS		
PREFERENCE PROGRAMS		
Directed to Sheltered Workshop	22	1,694
8 (a) Program	1,506	135,229
Combined LSA/SB Set-aside	814	91,548
Small Business Set-aside	2,516	138,522
Labor Surplus Area Set-aside	772	141,995
Tie Bid Preference	4	1,267
Buy Indian/Self Determination Act	2,449	246,755
No Preference Program or Not Listed	7,845	724,348
SUBJECT TO LABOR STATUTES		
Walsh Healy Act - Manufacturer	2,019	98,974
Walsh Healy Act - Dealer	971	52,880
Service Contract Act	4,085	323,103
Davis Bacon Act	3,127	639,672
Not Subject to Above Acts	5,726	366,729
PRODUCT OF SERVICE		
Supplies & Equipment	1,447	112,445
ADP Equipment, Purchase and Lease	1,573	48,868
Research & Development	130	10,280
Construction	3,199	628,745
Architect & Engineering	1,094	58,473
Real Property, Purchase & Lease, or Maintenance	281	15,208
ADP Services (includes Installation & Maintenance)	996	69,662
Other Services	7,211	537,881

**FEDERAL PROCUREMENT DATA SYSTEM
DEPARTMENT OF JUSTICE
Actions Reported in Summary on SF281
Fiscal Year 1992 Through Fourth Quarter**

PART I - PRIME CONTRACTS							
	PROCUREMENT METHODS	Number of Actions (a)	NET DOLLAR AMOUNTS (000)				Total Dollars (f)
			Small Business Concerns (b)	Large Business Concerns (c)	Domestic Outside U.S./ Foreign (d)	Other Entities (e)	
NEW AWARDS AND MODIFICATIONS	1. Tariff or Regulated Acquisitions	7,471					3,035
	2. Contracts for Foreign Government or International Organization	9					8
	3. Small Purchases	442,613	316,711	104,857	328	11,718	433,612
	4. Delivery Orders - GSA Schedules Only	61,757	42,931	58,921	0	1,334	103,186
	5. Delivery Orders - Other Federal Schedules	19,332	16,391	29,847	18	947	47,203
	6. Delivery Orders - All Other	7,875	18,500	14,454	6	401	33,361
	7. Other Procurement Methods	133,317	35,784	2,269	10	1,063	39,106
	8. TOTAL NEW AWARDS AND MODIFICATIONS	672,374	430,297	210,348	360	15,463	658,511
COMPETITION	9. Completed	154,960	208,282	112,030	23	2,710	323,132
	10. Not Completed	85,971	52,512	31,719	307	3,027	87,614
	11. Not Available for Competition	431,443	169,493	66,599	30	9,728	248,765
MODIFICATIONS	12. TOTAL MODIFICATIONS (Excluding Line 3)	28,919					26,269

PART II - SELECTED SOCIOECONOMIC STATISTICS (includes both new awards and modifications)					
PREFERENCE PROGRAMS			TYPE OF CONTRACTOR		
CATEGORY	Number of Actions (a)	Total net Dollars (b)	CATEGORY	Number of Actions (a)	Total net Dollars (b)
13. Small Business - Small Purchase Set-Aside	349,229	291,311	18. Small Disadvantaged Business	7,288	9,105
14. Small Business Set-Aside	8,121	18,427	19. Woman-Owned Small Business	18,439	11,737
15. Labor Surplus Area Set-Aside	2,787	5,452	20. Sheltered Workshop	136	125
16. Combined Labor Surplus/ Small Business Set-Aside	3,733	1,331			
17. 8(a) Awards	2,181	3,135			

**DEPARTMENT OF JUSTICE
Actions Reported Individually on SF279
Fiscal Year 1992 Through Fourth Quarter**

	Actions	Dollars (000)
TOTAL	9,492	1,421,175
CICA APPLICABILITY		
Pre-CICA	13	4,313
CICA Awards	9,451	1,416,425
Small Purchases	0	0
Subject to Statute other than CICA	28	437
KIND OF CONTRACT ACTION		
Initial Letter Contract	20	18,096
Def. Contract Superseding Letter	9	2,703
New Definitive Contract	856	546,932
Small Purchase Procedure	0	0
Order Under IDC	4,581	433,084
Order Under BOA	71	9,979
Order /Mod Under GSA Schedule	832	56,836
Order/Mod Under VA or OPM Schedule	4	148
Modifications	3,101	356,478
Termination for Default	6	-505
Termination for Convenience	12	-2,576
SYNOPSIS OF PROCUREMENT PRIOR TO AWARD		
Synopsized Prior to Award	7,359	1,174,948
Not Synopsized Due to Urgency	203	41,994
Not Synopsized for Other Reason	1,930	204,233

FEDERAL PROCUREMENT DATA SYSTEM
DEPARTMENT OF JUSTICE
Actions Reported Individually on SF279
Fiscal Year 1992 Through Fourth Quarter

	Actions	Dollars (000)
SOLICITATION PROCEDURE		
Full and Open Competition - Sealed Bid	2,993	443,845
Full and Open Competition - Comp Proposal	3,885	613,629
Full and Open Competition - Combination	17	4,261
Architect Engineer	157	24,433
Basic Research	0	0
Multiple Award Schedule	666	47,684
Alternate Source/Reduced Cost	0	0
Alternate Source/Mobilization	0	0
Alternate Source/Eng R & D	1	33
Set-aside	279	38,528
Other than Full and Open Competition	1,453	244,012
FULL AND OPEN COMPETITION WITH ONLY ONE BIDDER/OFFERER	772	150,567
AUTHORITY FOR OTHER THAN FULL AND OPEN COMPETITION		
Only One Source	485	108,042
- Follow-on Contract	54	6,151
- Utilities (Regulated & Telecommunications)	40	23,887
Unusual & Compelling Urgency	275	45,503
Mobilization/Essential R&D	0	0
International Agreement	0	0
Authorized by Statute	686	89,652
Authorized Resale	6	778
National Security	1	37
Public Interest	0	0
EXTENT COMPETED		
Competed	8,235	1,208,296
Not Available for Competition	861	134,440
Follow-on to Competed Action	36	16,373
Not Competed	360	61,086
TYPE OF CONTRACT		
Fixed Price	8,474	1,211,684
Cost Reimbursement	141	65,858
Time and Material	817	119,985
Labor Hour	60	23,648
TYPE OF CONTRACTOR		
Small Disadvantaged Business	1,114	166,982
Other Small Business	3,692	347,689
Large Business	4,448	822,657
Sheltered Workshops	5	1,973
Educational & Nonprofit	178	67,747
State & Local Government	29	8,306
Foreign Contractor	6	5,051
Domestic Contractor Performing Outside US	20	770
	554	103,813
WOMAN-OWNED SMALL BUSINESS		
PREFERENCE PROGRAMS		
Directed to Sheltered Workshop	3	169
8 (a) Program	811	123,572
Combined LSA/SB Set-aside	11	2,075
Small Business Set-aside	654	36,821
Labor Surplus Area Set-aside	15	3,510
Tie Bid Preference	0	0
Buy Indian/Self Determination Act	0	0
No Preference Program or Not Listed	7,998	1,255,028
SUBJECT TO LABOR STATUTES		
Walsh Healy Act - Manufacturer	2,730	219,941
Walsh Healy Act - Dealer	1,764	116,350
Service Contract Act	2,949	512,673
Davis Bacon Act	838	357,088
Not Subject to Above Acts	1,211	215,123
PRODUCT OR SERVICE		
Supplies & Equipment	3,267	256,943
ADP Equipment, Purchase and Lease	1,278	98,517
Research & Development	4	1,348
Construction	785	335,118
Architect & Engineering	182	34,693
Real Property, Purchase & Lease, or Maintenance	83	11,222
ADP Services (includes Installation & Maintenance)	656	157,626
Other Services	3,257	525,708

**FEDERAL PROCUREMENT DATA SYSTEM
DEPARTMENT OF LABOR
Actions Reported in Summary on SF281
Fiscal Year 1992 Through Fourth Quarter**

PART I - PRIME CONTRACTS							
	PROCUREMENT METHODS	Number of Actions (a)	NET DOLLAR AMOUNTS (000)				Total Dollars (f)
			Small Business Concerns (b)	Large Business Concerns (c)	Domestic Outside U.S./ Foreign (d)	Other Entities (e)	
NEW AWARDS AND MODIFICATIONS	1. Tariff or Regulated Acquisitions	0					0
	2. Contracts for Foreign Government or International Organization	0					0
	3. Small Purchases	19,010	19,793	4,988	66	896	25,743
	4. Delivery Orders - GSA Schedules Only	6,951	6,269	7,532	28	33	13,862
	5. Delivery Orders- Other Federal Schedules	47	47	59	0	0	106
	6. Delivery Orders - All Other	0	0	0	0	0	0
	7. Other Procurement Methods	73	55	108	0	55	218
	8. TOTAL NEW AWARDS AND MODIFICATIONS	26,081	26,164	12,687	94	984	39,928
COMPETITION	9. Completed	13,580	13,992	10,357	57	520	24,926
	10. Not Completed	4,930	10,982	1,885	35	387	13,289
	11. Not Available for Competition	7,571	1,190	445	2	77	1,714
MODIFICATIONS	12. TOTAL MODIFICATIONS (Excluding Line 3)	652					781

PART II - SELECTED SOCIOECONOMIC STATISTICS (Includes both new awards and modifications)					
REFERENCE PROGRAMS			TYPE OF CONTRACTOR		
CATEGORY	Number of Actions (a)	Total net Dollars (b)	CATEGORY	Number of Actions (a)	Total net Dollars (b)
13. Small Business - Small Purchase Set-Aside	10,603	17,466	18. Small Disadvantaged Business	2,026	1,766
14. Small Business Set-Aside	17	28	19. Woman-Owned Small Business	615	869
15. Labor Surplus Area Set-Aside	1,251	1,606	20. Sheltered Workshop	0	0
16. Combined Labor Surplus/ Small Business Set-Aside	2,503	1,829			
17. 8(a) Awards	21	51			

**DEPARTMENT OF LABOR
Actions Reported Individually on SF279
Fiscal Year 1992 Through Fourth Quarter**

	Actions	Dollars (000)
TOTAL	1,766	754,801
CICA APPLICABILITY		
Pre-CICA	3	-51
CICA Awards	1,761	754,840
Small Purchases	2	12
Subject to Statute other than CICA	0	0
KIND OF CONTRACT ACTION		
Initial Letter Contract	8	8,868
Def. Contract Superseding Letter	4	7,772
New Definitive Contract	119	64,296
Small Purchase Procedure	2	12
Order Under IDC	0	0
Order Under BOA	0	0
Order /Mod Under GSA Schedule	146	7,062
Order/Mod Under VA or OPM Schedule	0	0
Modifications	1,483	664,897
Termination for Default	4	1,894
Termination for Convenience	0	0
SYNOPSIS OF PROCUREMENT PRIOR TO AWARD		
Synopsized Prior to Award	1,301	664,806
Not Synopsized Due to Urgency	10	452
Not Synopsized for Other Reason	455	89,543

FEDERAL PROCUREMENT DATA SYSTEM
DEPARTMENT OF LABOR
Actions Reported Individually on SF279
Fiscal Year 1992 Through Fourth Quarter

	Actions	Dollars (000)
SOLICITATION PROCEDURE		
Full and Open Competition - Sealed Bid	109	32,102
Full and Open Competition - Comp Proposal	804	570,928
Full and Open Competition - Combination	3	2,044
Architect Engineer	53	10,326
Basic Research	0	0
Multiple Award Schedule	130	6,414
Alternate Source/Reduced Cost	0	0
Alternate Source/Mobilization	0	0
Alternate Source/Eng R & D	0	0
Set-aside	277	15,049
Other than Full and Open Competition	385	117,977
FULL AND OPEN COMPETITION WITH ONLY ONE BIDDER/OFFERER	188	187,137
AUTHORITY FOR OTHER THAN FULL AND OPEN COMPETITION		
Only One Source	81	24,391
- Follow-on Contract	3	2,680
- Utilities (Regulated & Telecommunications)	3	520
Unusual & Compelling Urgency	12	408
Mobilization/Essential R&D	0	0
International Agreement	0	0
Authorized by Statute	292	93,178
Authorized Resale	0	0
National Security	0	0
Public Interest	0	0
EXTENT COMPETED		
Competed	1,379	636,824
Not Available for Competition	294	93,604
Follow-on to Competed Action	0	0
Not Competed	93	24,373
TYPE OF CONTRACT		
Fixed Price	750	122,351
Cost Reimbursement	624	595,924
Time and Material	19	1,876
Labor Hour	373	34,650
TYPE OF CONTRACTOR		
Small Disadvantaged Business	320	89,051
Other Small Business	469	69,587
Large Business	699	426,323
Sheltered Workshops	0	0
Educational & Nonprofit	137	116,813
State & Local Government	140	52,989
Foreign Contractor	0	0
Domestic Contractor Performing Outside US	1	38
WOMAN-OWNED SMALL BUSINESS	99	15,403
PREFERENCE PROGRAMS		
Directed to Sheltered Workshop	0	0
8 (a) Program	153	20,421
Combined LSA/SB Set-aside	16	1,337
Small Business Set-aside	368	42,869
Labor Surplus Area Set-aside	92	74,841
Tie Bid Preference	0	0
Buy Indian/Self Determination Act	0	0
No Preference Program or Not Listed	1,137	615,333
SUBJECT TO LABOR STATUTES		
Walsh Healy Act - Manufacturer	131	8,170
Walsh Healy Act - Dealer	137	9,831
Service Contract Act	620	120,724
Davis Bacon Act	226	202,862
Not Subject to Above Acts	652	413,214
PRODUCT OR SERVICE		
Supplies & Equipment	90	4,604
ADP Equipment, Purchase and Lease	205	16,648
Research & Development	31	4,895
Construction	38	26,725
Architect & Engineering	63	11,456
Real Property, Purchase & Lease, or Maintenance	1	663
ADP Services (includes Installation & Maintenance)	153	23,787
Other Services	1,185	666,023

**FEDERAL PROCUREMENT DATA SYSTEM
DEPARTMENT OF STATE
Actions Reported in Summary on SF281
Fiscal Year 1992 Through Fourth Quarter**

PART I - PRIME CONTRACTS							
	PROCUREMENT METHODS	Number of Actions (a)	NET DOLLAR AMOUNTS (000)				Total Dollars (f)
			Small Business Concerns (b)	Large Business Concerns (c)	Domestic Outside U.S./ Foreign (d)	Other Entities (e)	
NEW AWARDS AND MODIFICATIONS	1. Tariff or Regulated Acquisitions	4					9
	2. Contracts for Foreign Government or International Organization	0					0
	3. Small Purchases	84,146	26,653	29,970	143,634	334	200,591
	4. Delivery Orders - GSA Schedules Only	2,762	3,873	9,616	0	168	13,657
	5. Delivery Orders - Other Federal Schedules	71	121	90	0	8	219
	6. Delivery Orders - All Other	2,341	3,614	10,284	0	163	14,061
	7. Other Procurement Methods	4,482	7,008	3,504	-19	104	10,597
	8. TOTAL NEW AWARDS AND MODIFICATIONS	93,806	41,269	53,484	143,615	777	239,134
COMPETITION	9. Competed	47,453	27,453	37,107	102,186	527	167,278
	10. Not Competed	14,192	9,321	9,422	17,490	214	36,447
	11. Not Available for Competition	32,161	4,495	6,935	23,939	36	35,411
MODIFICATIONS	12. TOTAL MODIFICATIONS (Excluding Line 3)	2,962					9,411

PART II - SELECTED SOCIOECONOMIC STATISTICS (Includes both new awards and modifications)					
PREFERENCE PROGRAMS			TYPE OF CONTRACTOR		
CATEGORY	Number of Actions (a)	Total net Dollars (b)	CATEGORY	Number of Actions (a)	Total net Dollars (b)
13. Small Business - Small Purchase Set-Aside	3,069	9,356	18. Small Disadvantaged Business	1,248	4,155
14. Small Business Set-Aside	3,484	12,116	19. Woman-Owned Small Business	1,257	3,701
15. Labor Surplus Area Set-Aside	23	74	20. Sheltered Workshop	50	278
16. Combined Labor Surplus/ Small Business Set-Aside	56	445			
17. 8(a) Awards	279	1,761			

**DEPARTMENT OF STATE
Actions Reported Individually on SF279
Fiscal Year 1992 Through Fourth Quarter**

	Actions	Dollars (000)
TOTAL	3,998	719,625
CICA APPLICABILITY		
Pre-CICA	20	17,180
CICA Awards	3,660	656,472
Small Purchases	0	0
Subject to Statute other than CICA	316	45,973
KIND OF CONTRACT ACTION		
Initial Letter Contract	9	1,303
Def. Contract Superseding Letter	0	0
New Definitive Contract	1,208	248,440
Small Purchase Procedure	0	0
Order Under IDC	1,081	115,490
Order Under BOA	0	0
Order /Mod Under GSA Schedule	402	21,491
Order/Mod Under VA or OPM Schedule	2	63
Modifications	1,292	334,867
Termination for Default	0	0
Termination for Convenience	2	-2,029
SYNOPSIS OF PROCUREMENT PRIOR TO AWARD		
Synopsized Prior to Award	1,977	448,178
Not Synopsized Due to Urgency	289	27,691
Not Synopsized for Other Reason	1,730	243,756

FEDERAL PROCUREMENT DATA SYSTEM
DEPARTMENT OF STATE
Actions Reported Individually on SF279
Fiscal Year 1992 Through Fourth Quarter

	Actions	Dollars (000)
SOLICITATION PROCEDURE		
Full and Open Competition - Sealed Bid	973	247,404
Full and Open Competition - Comp Proposal	1,346	219,526
Full and Open Competition - Combination	4	155
Architect Engineer	91	7,547
Basic Research	0	0
Multiple Award Schedule	298	18,415
Alternate Source/Reduced Cost	0	0
Alternate Source/Mobilization	0	0
Alternate Source/Eng R & D	0	0
Set-aside	17	7,951
Other than Full and Open Competition	931	155,474
FULL AND OPEN COMPETITION WITH ONLY ONE BIDDER/OFFERER	218	61,799
AUTHORITY FOR OTHER THAN FULL AND OPEN COMPETITION		
Only One Source	196	21,713
- Follow-on Contract	22	1,011
- Utilities (Regulated & Telecommunications)	0	0
Unusual & Compelling Urgency	386	39,562
Mobilization/Essential R&D	0	0
International Agreement	7	7,908
Authorized by Statute	324	82,881
Authorized Resale	6	305
National Security	12	3,105
Public Interest	0	0
EXTENT COMPETED		
Competed	3,249	553,250
Not Available for Competition	483	133,093
Follow-on to Completed Action	34	3,710
Not Completed	230	29,572
TYPE OF CONTRACT		
Fixed Price	2,976	501,898
Cost Reimbursement	177	90,131
Time and Material	92	20,129
Labor Hour	751	107,467
TYPE OF CONTRACTOR		
Small Disadvantaged Business	389	94,639
Other Small Business	839	109,610
Large Business	1,360	335,060
Sheltered Workshops	3	402
Educational & Nonprofit	22	19,158
State & Local Government	2	275
Foreign Contractor	1,226	143,340
Domestic Contractor Performing Outside US	155	17,141
WOMAN-OWNED SMALL BUSINESS	167	15,074
PREFERENCE PROGRAMS		
Directed to Sheltered Workshop	0	0
8 (a) Program	289	73,951
Combined LSA/SB Set-aside	19	2,466
Small Business Set-aside	187	15,620
Labor Surplus Area Set-aside	1	160
Tie Bid Preference	0	0
Buy Indian/Self Determination Act	2	333
No Preference Program or Not Listed	3,498	627,095
SUBJECT TO LABOR STATUTES		
Walsh Healy Act - Manufacturer	915	88,924
Walsh Healy Act - Dealer	116	7,772
Service Contract Act	364	159,165
Davis Bacon Act	7	-992
Not Subject to Above Acts	2,594	464,756
PRODUCT OR SERVICE		
Supplies & Equipment	1,010	88,559
ADP Equipment, Purchase and Lease	461	36,186
Research & Development	0	0
Construction	232	163,532
Architect & Engineering	161	16,808
Real Property, Purchase & Lease, or Maintenance	25	2,541
ADP Services (includes Installation & Maintenance)	312	59,485
Other Services	1,795	352,514

FEDERAL PROCUREMENT DATA SYSTEM
DEPARTMENT OF TRANSPORTATION
Actions Reported in Summary on SF281
Fiscal Year 1992 Through Fourth Quarter

PART I - PRIME CONTRACTS							
	PROCUREMENT METHODS	Number of Actions (a)	NET DOLLAR AMOUNTS (000)				Total Dollars (f)
			Small Business Concerns (b)	Large Business Concerns (c)	Domestic Outside U.S./ Foreign (d)	Other Entities (e)	
NEW AWARDS AND MODIFICATIONS	1. Tariff or Regulated Acquisitions	327					376
	2. Contracts for Foreign Government or International Organization	45					21
	3. Small Purchases	199,348	200,655	90,296	1,003	4,968	298,922
	4. Delivery Orders - GSA Schedules Only	26,412	27,328	36,204	75	231	63,838
	5. Delivery Orders - Other Federal Schedules	3,057	3,740	5,450	26	398	9,614
	6. Delivery Orders - All Other	11,328	7,962	26,084	153	1,724	35,923
	7. Other Procurement Methods	9,281	7,182	1,876	20	287	9,385
	8. TOTAL NEW AWARDS AND MODIFICATIONS	248,798	246,867	158,910	1,277	7,608	416,058
COMPETITION	9. Competed	78,994	135,201	75,934	609	2,080	213,824
	10. Not Competed	75,880	61,937	45,076	369	2,810	110,192
	11. Not Available for Competition	94,924	49,729	38,900	299	2,718	92,043
MODIFICATIONS	12. TOTAL MODIFICATIONS (Excluding Line 3)	7,236					5,254

PART II - SELECTED SOCIOECONOMIC STATISTICS (Includes both new awards and modifications)					
CATEGORY	PREFERENCE PROGRAMS		TYPE OF CONTRACTOR		
	Number of Actions (a)	Total net Dollars (b)	CATEGORY	Number of Actions (a)	Total net Dollars (b)
13. Small Business - Small Purchase Set-Aside	111,545	137,069	18. Small Disadvantaged Business	4,639	13,790
14. Small Business Set-Aside	25,370	44,951	19. Woman-Owned Small Business	6,105	10,483
15. Labor Surplus Area Set-Aside	53	210	20. Sheltered Workshop	178	623
16. Combined Labor Surplus/ Small Business Set-Aside	613	2,348			
17. 8(a) Awards	704	6,206			

DEPARTMENT OF TRANSPORTATION
Actions Reported Individually on SF279
Fiscal Year 1992 Through Fourth Quarter

	Actions	Dollars (000)
TOTAL	10,790	2,832,388
CICA APPLICABILITY		
Pre-CICA	74	145,447
CICA Awards	10,349	2,676,116
Small Purchases	307	2,851
Subject to Statute other than CICA	60	7,975
KIND OF CONTRACT ACTION		
Initial Letter Contract	12	3,490
Def. Contract Superseding Letter	0	0
New Definitive Contract	1,749	822,793
Small Purchase Procedure	288	2,869
Order Under IDC	1,796	304,539
Order Under BOA	44	5,294
Order /Mod Under GSA Schedule	242	22,498
Order/Mod Under VA or OPM Schedule	1	47
Modifications	6,655	1,671,343
Termination for Default	0	0
Termination for Convenience	3	484
SYNOPSIS OF PROCUREMENT PRIOR TO AWARD		
Synopsized Prior to Award	7,371	1,585,856
Not Synopsized Due to Urgency	88	8,560
Not Synopsized for Other Reason	3,331	1,238,173

FEDERAL PROCUREMENT DATA SYSTEM
DEPARTMENT OF TRANSPORTATION
Actions Reported Individually on SF279
Fiscal Year 1992 Through Fourth Quarter

	Actions	Dollars (000)
SELECTION PROCEDURE		
Full and Open Competition - Sealed Bid	4,447	991,482
Full and Open Competition - Comp Proposal	2,029	837,969
Full and Open Competition - Combination	45	24,719
Architect Engineer	723	47,499
Basic Research	4	141
Multiple Award Schedule	187	17,554
Alternate Source/Reduced Cost	0	0
Alternate Source/Mobilization	1	43
Alternate Source/Eng R & D	0	0
Set-aside	319	54,549
Other than Full and Open Competition	2,594	702,160
FULL AND OPEN COMPETITION WITH ONLY ONE BIDDER/OFFERER	1,907	780,632
AUTHORITY FOR OTHER THAN FULL AND OPEN COMPETITION		
Only One Source	701	245,643
- Follow-on Contract	171	29,365
- Utilities (Regulated & Telecommunications)	2	51
Unusual & Compelling Urgency	129	56,138
Mobilization/Essential R&D	7	5,359
International Agreement	0	0
Authorized by Statute	1,756	394,998
Authorized Resale	0	0
National Security	0	0
Public Interest	1	22
EXTENT COMPETED		
Competed	8,130	2,125,853
Not Available for Competition	1,820	418,017
Follow-on to Competed Action	155	21,846
Not Competed	585	265,673
TYPE OF CONTRACT		
Fixed Price	8,508	1,726,006
Cost Reimbursement	1,575	920,675
Time and Material	324	58,581
Labor Hour	383	127,127
TYPE OF CONTRACTOR		
Small Disadvantaged Business	1,989	390,416
Other Small Business	5,269	869,611
Large Business	3,162	1,488,686
Sheltered Workshops	17	1,960
Educational & Nonprofit	158	57,043
State & Local Government	55	11,784
Foreign Contractor	136	12,056
Domestic Contractor Performing Outside US	4	833
WOMAN-OWNED SMALL BUSINESS	598	84,483
PREFERENCE PROGRAMS		
Directed to Sheltered Workshop	7	1,203
8 (a) Program	1,511	318,258
Combined LSA/SB Set-aside	27	2,149
Small Business Set-aside	980	86,570
Labor Surplus Area Set-aside	133	39,290
Tie Bid Preference	0	0
Buy Indian/Self Determination Act	2	399
No Preference Program or Not Listed	8,130	2,384,520
SUBJECT TO LABOR STATUTES		
Walsh Healy Act - Manufacturer	1,603	439,562
Walsh Healy Act - Dealer	1,860	348,180
Service Contract Act	1,612	336,096
Davis Bacon Act	2,130	413,192
Not Subject to Above Acts	3,585	1,295,359
PRODUCT OR SERVICE		
Supplies & Equipment	1,216	420,084
ADP Equipment, Purchase and Lease	685	438,438
Research & Development	1,029	193,639
Construction	2,167	419,249
Architect & Engineering	1,026	69,110
Real Property, Purchase & Lease, or Maintenance	21	2,113
ADP Services (includes Installation & Maintenance)	387	128,717
Other Services	4,278	1,161,039

**FEDERAL PROCUREMENT DATA SYSTEM
DEPARTMENT OF THE TREASURY
Actions Reported in Summary on SF281
Fiscal Year 1992 Through Fourth Quarter**

PART I - PRIME CONTRACTS							
	PROCUREMENT METHODS	Number of Actions (a)	NET DOLLAR AMOUNTS (000)				
			Small Business Concerns (b)	Large Business Concerns (c)	Domestic Outside U.S./ Foreign (d)	Other Entities (e)	Total Dollars (f)
NEW AWARDS AND MODIFICATIONS	1. Tariff or Regulated Acquisitions	0				0	
	2. Contracts for Foreign Government or International Organization	0				0	
	3. Small Purchases	152,186	139,087	42,707	87	1,627	183,508
	4. Delivery Orders - GSA Schedules Only	36,579	30,310	50,894	0	1,149	82,353
	5. Delivery Orders - Other Federal Schedules	218	520	1,969	0	13	2,502
	6. Delivery Orders - All Other	682	1,618	4,071	14	54	5,757
	7. Other Procurement Methods	596	897	4,093	0	103	5,093
	8. TOTAL NEW AWARDS AND MODIFICATIONS	190,261	172,432	103,734	101	2,946	279,213
COMPETITION	9. Competed	62,749	108,092	56,692	44	1,478	161,808
	10. Not Competed	23,512	25,078	16,139	32	748	46,494
	11. Not Available for Competition	104,000	39,262	30,903	25	720	70,911
MODIFICATIONS	12. TOTAL MODIFICATIONS (Excluding Line 3)	4,289					8,237

PART II - SELECTED SOCIOECONOMIC STATISTICS (Includes both new awards and modifications)					
PREFERENCE PROGRAMS			TYPE OF CONTRACTOR		
CATEGORY	Number of Actions (a)	Total net Dollars (b)	CATEGORY	Number of Actions (a)	Total net Dollars (b)
13. Small Business - Small Purchase Set-Aside	92,843	96,897	18. Small Disadvantaged Business	3,255	6,071
14. Small Business Set-Aside	82	266	19. Woman-Owned Small Business	9,029	10,805
15. Labor Surplus Area Set-Aside	3,038	5,531	20. Sheltered Workshop	23	65
16. Combined Labor Surplus/ Small Business Set-Aside	15,976	20,728			
17. 8(a) Awards	121	378			

**DEPARTMENT OF THE TREASURY
Actions Reported Individually on SF279
Fiscal Year 1992 Through Fourth Quarter**

	Actions	Dollars (000)
TOTAL	9,495	1,533,527
CICA APPLICABILITY		
Pre-CICA	162	60,033
CICA Awards	9,177	1,463,207
Small Purchases	0	0
Subject to Statute other than CICA	127	7,598
KIND OF CONTRACT ACTION		
Initial Letter Contract	18	4,969
Def. Contract Superseding Letter	8	1,820
New Definitive Contract	638	270,089
Small Purchase Procedure	0	0
Order Under IDC	4,550	563,990
Order Under BOA	110	155,302
Order/Mod Under GSA Schedule	1,273	82,847
Order/Mod Under VA or OPM Schedule	4	719
Modifications	2,881	454,511
Termination for Default	0	0
Termination for Convenience	13	-520
SYNOPSIS OF PROCUREMENT PRIOR TO AWARD		
Synopsized Prior to Award	910	403,478
Not Synopsized Due to Urgency	166	9,558
Not Synopsized for Other Reason	8,390	1,117,802

FEDERAL PROCUREMENT DATA SYSTEM
DEPARTMENT OF THE TREASURY
Actions Reported Individually on SF279
Fiscal Year 1992 Through Fourth Quarter

	Actions	Dollars (000)
SELECTION PROCEDURE		
Full and Open Competition - Sealed Bid	417	247,291
Full and Open Competition - Comp Proposal	5,084	800,488
Full and Open Competition - Combination	4	-102
Architect Engineer	38	4,790
Basic Research	0	0
Multiple Award Schedule	979	65,156
Alternate Source/Reduced Cost	0	0
Alternate Source/Mobilization	0	0
Alternate Source/Eng R & D	0	0
Set-aside	838	68,220
Other than Full and Open Competition	1,821	277,861
FULL AND OPEN COMPETITION WITH ONLY ONE BIDDER/OFFERER	382	127,113
AUTHORITY FOR OTHER THAN FULL AND OPEN COMPETITION		
Only One Source	568	85,828
- Follow-on Contract	0	0
- Utilities (Regulated & Telecommunications)	91	16,308
Unusual & Compelling Urgency	264	17,100
Mobilization/Essential R&D	0	0
International Agreement	7	434
Authorized by Statute	982	174,299
Authorized Resale	0	0
National Security	0	0
Public Interest	0	0
EXTENT COMPLETED		
Completed	7,641	1,253,532
Not Available for Competition	1,195	195,591
Follow-on to Completed Action	0	0
Not Completed	690	81,715
TYPE OF CONTRACT		
Fixed Price	8,781	1,350,353
Cost Reimbursement	233	132,117
Time and Material	35	2,024
Labor Hour	417	46,344
TYPE OF CONTRACTOR		
Small Disadvantaged Business	987	183,418
Other Small Business	4,577	233,455
Large Business	3,777	1,098,734
Sheltered Workshops	35	4,650
Educational & Nonprofit	32	2,656
State & Local Government	12	1,759
Foreign Contractor	29	4,926
Domestic Contractor Performing Outside US	17	1,240
WOMAN-OWNED SMALL BUSINESS	363	40,708
PREFERENCE PROGRAMS		
Directed to Sheltered Workshop	34	4,629
8 (a) Program	753	158,740
Combined LSA/SB Set-aside	38	4,102
Small Business Set-aside	766	63,156
Labor Surplus Area Set-aside	39	1,388
Tie Bid Preference	0	0
Buy Indian/Self Determination Act	0	0
No Preference Program or Not Listed	7,836	1,298,823
SUBJECT TO LABOR STATUTES		
Walsh Healy Act - Manufacturer	2,241	339,645
Walsh Healy Act - Dealer	3,714	366,708
Service Contract Act	1,202	493,198
Davis Bacon Act	188	22,727
Not Subject to Above Acts	2,121	308,560
PRODUCT OR SERVICE		
Supplies & Equipment	1,918	563,511
ADP Equipment, Purchase and Lease	3,811	254,814
Research & Development	8	209
Construction	200	23,590
Architect & Engineering	80	7,195
Real Property, Purchase & Lease, or Maintenance	76	9,384
ADP Services (includes Installation & Maintenance)	1,461	385,403
Other Services	1,941	289,421

**FEDERAL PROCUREMENT DATA SYSTEM
DEPARTMENT OF VETERANS AFFAIRS
Actions Reported in Summary on SF281
Fiscal Year 1992 Through Fourth Quarter**

PART I - PRIME CONTRACTS							
	PROCUREMENT METHODS	Number of Actions (a)	NET DOLLAR AMOUNTS (000)				Total Dollars (f)
			Small Business Concerns (b)	Large Business Concerns (c)	Domestic Outside U.S./ Foreign (d)	Other Entities (e)	
NEW AWARDS AND MODIFICATIONS	1. Tariff or Regulated Acquisitions	8,268					24,300
	2. Contracts for Foreign Government or International Organization	10,112					496
	3. Small Purchases	1,242,303	464,030	413,641	733	15,135	893,539
	4. Delivery Orders - GSA Schedules Only	111,094	74,095	85,452	16	1,108	180,671
	5. Delivery Orders - Other Federal Schedules	456,788	105,331	464,396	364	2,261	572,352
	6. Delivery Orders - All Other	61,866	44,695	42,471	287	1,321	88,774
	7. Other Procurement Methods	27,294	15,251	6,434	28	3,254	24,967
	8. TOTAL NEW AWARDS AND MODIFICATIONS	1,917,525	703,402	1,012,394	1,428	23,079	1,765,099
COMPETITION	9. Competed	740,407	358,482	662,435	518	4,718	1,026,151
	10. Not Competed	30,005	34,422	64,502	329	3,823	103,076
	11. Not Available for Competition	1,147,113	310,498	285,457	583	14,538	635,872
MODIFICATIONS	12. TOTAL MODIFICATIONS (Excluding Line 3)	2,033					1,001

PART II - SELECTED SOCIOECONOMIC STATISTICS (Includes both new awards and modifications)					
CATEGORY	PREFERENCE PROGRAMS		TYPE OF CONTRACTOR		
	Number of Actions (a)	Total net Dollars (b)	CATEGORY	Number of Actions (a)	Total net Dollars (b)
13. Small Business - Small Purchase Set-Aside	358,683	156,115	18. Small Disadvantaged Business	28,043	23,577
14. Small Business Set-Aside	79,849	87,895	19. Woman-Owned Small Business	49,834	33,207
15. Labor Surplus Area Set-Aside	217,669	184,866	20. Sheltered Workshop	862	1,053
16. Combined Labor Surplus/ Small Business Set-Aside	0	0			
17. 8(a) Awards	586	1,400			

**DEPARTMENT OF VETERANS AFFAIRS
Actions Reported Individually on SF279
Fiscal Year 1992 Through Fourth Quarter**

	Actions	Dollars (000)
TOTAL	33,255	2,301,889
CICA APPLICABILITY		
Pre-CICA	299	19,543
CICA Awards	32,555	2,175,365
Small Purchases	339	2,676
Subject to Statute other than CICA	62	104,305
KIND OF CONTRACT ACTION		
Initial Letter Contract	185	20,787
Def. Contract Superseding Letter	1	25
New Definitive Contract	4,596	1,075,753
Small Purchase Procedure	319	2,607
Order Under IDC	22,107	987,264
Order Under BOA	7	288
Order /Mod Under GSA Schedule	1,207	62,247
Order/Mod Under VA or OPM Schedule	1,234	61,799
Modifications	3,599	91,119
Termination for Default	0	0
Termination for Convenience	0	0
SYNOPSIS OF PROCUREMENT PRIOR TO AWARD		
Synopsized Prior to Award	15,013	1,525,227
Not Synopsized Due to Urgency	76	3,578
Not Synopsized for Other Reason	18,166	773,084

FEDERAL PROCUREMENT DATA SYSTEM
DEPARTMENT OF VETERANS AFFAIRS
Actions Reported Individually on SF279
Fiscal Year 1992 Through Fourth Quarter

	Actions	Dollars (000)
SOLICITATION PROCEDURE		
Full and Open Competition - Sealed Bid	5,535	350,116
Full and Open Competition - Comp Proposal	4,458	483,188
Full and Open Competition - Combination	283	8,683
Architect Engineer	828	47,387
Basic Research	1	40
Multiple Award Schedule	2,682	263,157
Alternate Source/Reduced Cost	0	0
Alternate Source/Mobilization	1	42
Alternate Source/Eng R & D	0	0
Set-aside	2,867	539,471
Other than Full and Open Competition	15,900	483,281
FULL AND OPEN COMPETITION WITH ONLY ONE BIDDER/OFFERER	1,884	83,425
AUTHORITY FOR OTHER THAN FULL AND OPEN COMPETITION		
Only One Source	2,469	184,452
- Follow-on Contract	28	1,255
- Utilities (Regulated & Telecommunications)	1,644	127,717
Unusual & Compelling Urgency	83	4,426
Mobilization/Essential R&D	3	1,168
International Agreement	0	0
Authorized by Statute	13,338	293,150
Authorized Resale	7	85
National Security	0	0
Public Interest	0	0
EXTENT COMPETED		
Competed	17,057	1,704,889
Not Available for Competition	15,314	538,408
Follow-on to Competed Action	65	2,954
Not Competed	819	55,638
TYPE OF CONTRACT		
Fixed Price	33,203	2,297,066
Cost Reimbursement	47	4,622
Time and Material	4	138
Labor Hour	1	63
TYPE OF CONTRACTOR		
Small Disadvantaged Business	1,186	203,193
Other Small Business	11,316	655,050
Large Business	18,521	1,342,922
Sheltered Workshops	69	1,820
Educational & Nonprofit	1,204	41,821
State & Local Government	916	55,021
Foreign Contractor	7	401
Domestic Contractor Performing Outside US	36	1,661
WOMAN-OWNED SMALL BUSINESS	816	49,033
PREFERENCE PROGRAMS		
Directed to Sheltered Workshop	69	1,820
8 (a) Program	564	170,665
Combined LSA/SB Set-aside	268	23,755
Small Business Set-aside	1,986	260,395
Labor Surplus Area Set-aside	672	261,688
Tie Bid Preference	0	0
Buy Indian/Self Determination Act	5	8
No Preference Program or Not Listed	29,691	1,583,558
SUBJECT TO LABOR STATUTES		
Walsh Healy Act - Manufacturer	6,708	601,075
Walsh Healy Act - Dealer	1,545	106,948
Service Contract Act	15,287	336,073
Davis Bacon Act	4,364	779,576
Not Subject to Above Acts	5,351	478,217
PRODUCT OR SERVICE		
Supplies & Equipment	7,732	662,057
ADP Equipment, Purchase and Lease	993	79,273
Research & Development	14	2,034
Construction	4,355	777,918
Architect & Engineering	966	52,350
Real Property, Purchase & Lease, or Maintenance	185	28,175
ADP Services (includes Installation & Maintenance)	147	10,445
Other Services	18,863	689,637

FEDERAL PROCUREMENT DATA SYSTEM
ACTION
Actions Reported in Summary on SF281
Fiscal Year 1992 Through Fourth Quarter

PART I - PRIME CONTRACTS							
	PROCUREMENT METHODS	Number of Actions (a)	NET DOLLAR AMOUNTS (000)				Total Dollars (f)
			Small Business Concerns (b)	Large Business Concerns (c)	Domestic Outside U.S./ Foreign (d)	Other Entities (e)	
NEW AWARDS AND MODIFICATIONS	1. Tariff or Regulated Acquisitions	0					0
	2. Contracts for Foreign Government or International Organization	0					0
	3. Small Purchases	1,123	1,180	646	0	0	1,826
	4. Delivery Orders - GSA Schedules Only	160	33	100	0	0	133
	5. Delivery Orders - Other Federal Schedules	60	224	133	0	0	357
	6. Delivery Orders - All Other	0	0	0	0	0	0
	7. Other Procurement Methods	0	0	0	0	0	0
	8. TOTAL NEW AWARDS AND MODIFICATIONS	1,343	1,437	879	0	0	2,316
COMPETITION	9. Competed	248	239	278	0	0	517
	10. Not Competed	908	994	456	0	0	1,450
	11. Not Available for Competition	187	204	145	0	0	349
MODIFICATIONS	12. TOTAL MODIFICATIONS (Excluding Line 3)	0					0

PART II - SELECTED SOCIOECONOMIC STATISTICS (Includes both new awards and modifications)					
PREFERENCE PROGRAMS			TYPE OF CONTRACTOR		
CATEGORY	Number of Actions (a)	Total net Dollars (b)	CATEGORY	Number of Actions (a)	Total net Dollars (b)
13. Small Business - Small Purchase Set-Aside	45	16	18. Small Disadvantaged Business	1	2
14. Small Business Set-Aside	0	0	19. Woman-Owned Small Business	29	63
15. Labor Surplus Area Set-Aside	0	0	20. Sheltered Workshop	0	0
16. Combined Labor Surplus/ Small Business Set-Aside	0	0			
17. 8(a) Awards	0	0			

ACTION
Actions Reported Individually on SF279
Fiscal Year 1992 Through Fourth Quarter

	Actions	Dollars (000)
TOTAL	2	378
CICA APPLICABILITY		
Pre-CICA	2	378
CICA Awards	0	0
Small Purchases	0	0
Subject to Statute other than CICA	0	0
KIND OF CONTRACT ACTION		
Initial Letter Contract	0	0
Def. Contract Superseding Letter	2	378
New Definitive Contract	0	0
Small Purchase Procedure	0	0
Order Under IDC	0	0
Order Under BOA	0	0
Order /Mod Under GSA Schedule	0	0
Order/Mod Under VA or OPM Schedule	0	0
Modifications	0	0
Termination for Default	0	0
Termination for Convenience	0	0
SYNOPSIS OF PROCUREMENT PRIOR TO AWARD		
Synopsized Prior to Award	2	378
Not Synopsized Due to Urgency	0	0
Not Synopsized for Other Reason	0	0

FEDERAL PROCUREMENT DATA SYSTEM
ACTION
Actions Reported Individually on SF279
Fiscal Year 1992 Through Fourth Quarter

	Actions	Dollars (000)
SOBJCETATION PROCEDURE		
Full and Open Competition - Sealed Bid	0	0
Full and Open Competition - Comp Proposal	0	0
Full and Open Competition - Combination	0	0
Architect Engineer	0	0
Basic Research	0	0
Multiple Award Schedule	0	0
Alternate Source/Reduced Cost	0	0
Alternate Source/Mobilization	0	0
Alternate Source/Eng R & D	0	0
Set-aside	0	0
Other than Full and Open Competition	0	0
FULL AND OPEN COMPETITION WITH ONLY ONE BIDDER/OFFERER		
AUTHORITY FOR OTHER THAN FULL AND OPEN COMPETITION		
Only One Source	0	0
- Follow-on Contract	0	0
- Utilities (Regulated & Telecommunications)	0	0
Unusual & Compelling Urgency	0	0
Mobilization/Essential R&D	0	0
International Agreement	0	0
Authorized by Statute	0	0
Authorized Resale	0	0
National Security	0	0
Public Interest	0	0
EXTENT COMPLETED		
Completed	2	378
Not Available for Competition	0	0
Follow-on to Completed Action	0	0
Not Completed	0	0
TYPE OF CONTRACT		
Fixed Price	0	0
Cost Reimbursement	2	378
Time and Material	0	0
Labor Hour	0	0
TYPE OF CONTRACTOR		
Small Disadvantaged Business	0	0
Other Small Business	0	0
Large Business	2	378
Sheltered Workshops	0	0
Educational & Nonprofit	0	0
State & Local Government	0	0
Foreign Contractor	0	0
Domestic Contractor Performing Outside US	0	0
WOMAN-OWNED SMALL BUSINESS		
PREFERENCE PROGRAMS		
Directed to Sheltered Workshop	0	0
8 (a) Program	0	0
Combined LSA/SB Set-aside	0	0
Small Business Set-aside	0	0
Labor Surplus Area Set-aside	0	0
Tie Bid Preference	0	0
Buy Indian/Self Determination Act	0	0
No Preference Program or Not Listed	2	378
SUBJECT TO LABOR STATUTES		
Walsh Healy Act - Manufacturer	0	0
Walsh Healy Act - Dealer	0	0
Service Contract Act	0	0
Davis Bacon Act	0	0
Not Subject to Above Acts	2	378
PRODUCT OR SERVICE		
Supplies & Equipment	0	0
ADP Equipment, Purchase and Lease	0	0
Research & Development	0	0
Construction	0	0
Architect & Engineering	0	0
Real Property, Purchase & Lease, or Maintenance	0	0
ADP Services (includes Installation & Maintenance)	0	0
Other Services	2	378

FEDERAL PROCUREMENT DATA SYSTEM
ADMINISTRATIVE CONFERENCE OF THE U.S.
Actions Reported in Summary on SF281
Fiscal Year 1992 Through Fourth Quarter

PART I - PRIME CONTRACTS							
	PROCUREMENT METHODS	Number of Actions (a)	NET DOLLAR AMOUNTS (000)				Total Dollars (f)
			Small Business Concerns (b)	Large Business Concerns (c)	Domestic Outside U.S./ Foreign (d)	Other Entities (e)	
NEW AWARDS AND MODIFICATIONS	1. Tariff or Regulated Acquisitions	42					23
	2. Contracts for Foreign Government or International Organization	0					0
	3. Small Purchases	476	188	32	0	0	220
	4. Delivery Orders - GSA Schedules Only	98	2	79	0	0	81
	5. Delivery Orders - Other Federal Schedules	21	0	9	0	0	9
	6. Delivery Orders - All Other	0	0	0	0	0	0
	7. Other Procurement Methods	24	108	20	0	2	130
	8. TOTAL NEW AWARDS AND MODIFICATIONS	661	298	140	0	2	463
COMPETITION	9. Completed	601	212	140	0	2	354
	10. Not Completed	0	0	0	0	0	0
	11. Not Available for Competition	60	86	0	0	0	109
MODIFICATIONS	12. TOTAL MODIFICATIONS (Excluding Line 3)	0					0

PART II - SELECTED SOCIOECONOMIC STATISTICS (Includes both new awards and modifications)					
PREFERENCE PROGRAMS			TYPE OF CONTRACTOR		
CATEGORY	Number of Actions (a)	Total net Dollars (b)	CATEGORY	Number of Actions (a)	Total net Dollars (b)
13. Small Business - Small Purchase Set-Aside	456	188	18. Small Disadvantaged Business	23	17
14. Small Business Set-Aside	0	0	19. Woman-Owned Small Business	5	11
15. Labor Surplus Area Set-Aside	0	0	20. Sheltered Workshop	0	0
16. Combined Labor Surplus/ Small Business Set-Aside	0	0			
17. 8(a) Awards	13	14			

ADMINISTRATIVE CONFERENCE OF THE U.S.
Actions Reported Individually on SF279
Fiscal Year 1992 Through Fourth Quarter

	Actions	Dollars (000)
TOTAL	0	0
CICA APPLICABILITY		
Pre-CICA	0	0
CICA Awards	0	0
Small Purchases	0	0
Subject to Statute other than CICA	0	0
KIND OF CONTRACT ACTION		
Initial Letter Contract	0	0
Def. Contract Superseding Letter	0	0
New Definitive Contract	0	0
Small Purchase Procedure	0	0
Order Under IDC	0	0
Order Under BOA	0	0
Order /Mod Under GSA Schedule	0	0
Order/Mod Under VA or OPM Schedule	0	0
Modifications	0	0
Termination for Default	0	0
Termination for Convenience	0	0
SYNOPSIS OF PROCUREMENT PRIOR TO AWARD		
Synopsized Prior to Award	0	0
Not Synopsized Due to Urgency	0	0
Not Synopsized for Other Reason	0	0

FEDERAL PROCUREMENT DATA SYSTEM
ADMINISTRATIVE CONFERENCE OF THE U.S.
 Actions Reported Individually on SF279
 Fiscal Year 1992 Through Fourth Quarter

	Actions	Dollars (000)
SOLICITATION PROCEDURE		
Full and Open Competition - Sealed Bid	0	0
Full and Open Competition - Comp Proposal	0	0
Full and Open Competition - Combination	0	0
Architect Engineer	0	0
Basic Research	0	0
Multiple Award Schedule	0	0
Alternate Source/Reduced Cost	0	0
Alternate Source/Mobilization	0	0
Alternate Source/Eng R & D	0	0
Set-aside	0	0
Other than Full and Open Competition	0	0
FULL AND OPEN COMPETITION WITH ONLY ONE BIDDER/OFFERER		
AUTHORITY FOR OTHER THAN FULL AND OPEN COMPETITION		
Only One Source	0	0
- Follow-on Contract	0	0
- Utilities (Regulated & Telecommunications)	0	0
Unusual & Compelling Urgency	0	0
Mobilization/Essential R&D	0	0
International Agreement	0	0
Authorized by Statute	0	0
Authorized Resale	0	0
National Security	0	0
Public Interest	0	0
EXTENT COMPETED		
Competed	0	0
Not Available for Competition	0	0
Follow-on to Competed Action	0	0
Not Competed	0	0
TYPE OF CONTRACT		
Fixed Price	0	0
Cost Reimbursement	0	0
Time and Material	0	0
Labor Hour	0	0
TYPE OF CONTRACTOR		
Small Disadvantaged Business	0	0
Other Small Business	0	0
Large Business	0	0
Sheltered Workshops	0	0
Educational & Nonprofit	0	0
State & Local Government	0	0
Foreign Contractor	0	0
Domestic Contractor Performing Outside US	0	0
WOMAN-OWNED SMALL BUSINESS		
PREFERENCE PROGRAMS		
Directed to Sheltered Workshop	0	0
8 (a) Program	0	0
Combined LSA/SB Set-aside	0	0
Small Business Set-aside	0	0
Labor Surplus Area Set-aside	0	0
Tie Bid Preference	0	0
Buy Indian/Self Determination Act	0	0
No Preference Program or Not Listed	0	0
SUBJECT TO LABOR STATUTES		
Walsh Healy Act - Manufacturer	0	0
Walsh Healy Act - Dealer	0	0
Service Contract Act	0	0
Davis Bacon Act	0	0
Not Subject to Above Acts	0	0
PRODUCT OR SERVICE		
Supplies & Equipment	0	0
ADP Equipment, Purchase and Lease	0	0
Research & Development	0	0
Construction	0	0
Architect & Engineering	0	0
Real Property, Purchase & Lease, or Maintenance	0	0
ADP Services (includes Installation & Maintenance)	0	0
Other Services	0	0

FEDERAL PROCUREMENT DATA SYSTEM
AGENCY FOR INTERNATIONAL DEVELOPMENT
Actions Reported in Summary on SF281
Fiscal Year 1992 Through Fourth Quarter

PART I - PRIME CONTRACTS							
	PROCUREMENT METHODS	Number of Actions (a)	NET DOLLAR AMOUNTS (000)				Total Dollars (f)
			Small Business Concerns (b)	Large Business Concerns (c)	Domestic Outside U.S./ Foreign (d)	Other Entities (e)	
NEW AWARDS AND MODIFICATIONS	1. Tariff or Regulated Acquisitions	0					0
	2. Contracts for Foreign Government or International Organization	0					0
	3. Small Purchases	8,637	6,922	2,937	8,961	166	18,988
	4. Delivery Orders - GSA Schedules Only	813	1,757	1,798	499	44	4,088
	5. Delivery Orders - Other Federal Schedules	197	133	380	99	0	612
	6. Delivery Orders - All Other	158	76	881	0	0	957
	7. Other Procurement Methods	1,039	791	23	2,176	237	3,227
	8. TOTAL NEW AWARDS AND MODIFICATIONS	10,844	9,679	6,019	11,735	447	27,880
COMPETITION	9. Competed	4,983	6,666	3,711	6,397	106	16,880
	10. Not Competed	3,990	2,581	1,441	3,191	253	7,466
	11. Not Available for Competition	1,871	432	867	2,147	88	3,534
MODIFICATIONS	12. TOTAL MODIFICATIONS (Excluding Line 3)	0					0

PART II - SELECTED SOCIOECONOMIC STATISTICS (Includes both new awards and modifications)					
PREFERENCE PROGRAMS			TYPE OF CONTRACTOR		
CATEGORY	Number of Actions (a)	Total net Dollars (b)	CATEGORY	Number of Actions (a)	Total net Dollars (b)
13. Small Business - Small Purchase Set-Aside	128	525	18. Small Disadvantaged Business	12	20
14. Small Business Set-Aside	8	40	19. Woman-Owned Small Business	76	366
15. Labor Surplus Area Set-Aside	0	0	20. Sheltered Workshop	0	0
16. Combined Labor Surplus/ Small Business Set-Aside	0	0			
17. 8(a) Awards	0	0			

AGENCY FOR INTERNATIONAL DEVELOPMENT
Actions Reported Individually on SF279
Fiscal Year 1992 Through Fourth Quarter

	Actions	Dollars (000)
TOTAL	2,875	955,586
CICA APPLICABILITY		
Pre-CICA	24	12,170
CICA Awards	2,083	782,104
Small Purchases	4	93
Subject to Statute other than CICA	764	161,219
KIND OF CONTRACT ACTION		
Initial Letter Contract	0	0
Def. Contract Superseding Letter	0	0
New Definitive Contract	857	330,572
Small Purchase Procedure	0	0
Order Under IDC	711	115,446
Order Under BOA	34	3,935
Order /Mod Under GSA Schedule	3	72
Order/Mod Under VA or OPM Schedule	0	0
Modifications	1,268	505,577
Termination for Default	0	0
Termination for Convenience	2	-16
SYNOPSIS OF PROCUREMENT PRIOR TO AWARD		
Synopsized Prior to Award	1,448	611,940
Not Synopsized Due to Urgency	38	10,996
Not Synopsized for Other Reason	1,389	332,650

FEDERAL PROCUREMENT DATA SYSTEM
AGENCY FOR INTERNATIONAL DEVELOPMENT
Actions Reported Individually on SF279
Fiscal Year 1992 Through Fourth Quarter

	Actions	Dollars (000)
SOLICITATION PROCEDURE		
Full and Open Competition - Sealed Bid	137	58,145
Full and Open Competition - Comp Proposal	1,195	464,735
Full and Open Competition - Combination	70	38,977
Architect Engineer	24	12,567
Basic Research	9	2,708
Multiple Award Schedule	3	72
Alternate Source/Reduced Cost	0	0
Alternate Source/Mobilization	0	0
Alternate Source/Eng R & D	0	0
Set-aside	64	17,766
Other than Full and Open Competition	581	187,134
FULL AND OPEN COMPETITION WITH ONLY ONE BIDDER/OFFERER	223	108,212
AUTHORITY FOR OTHER THAN FULL AND OPEN COMPETITION		
Only One Source	84	63,760
- Follow-on Contract	22	27,843
- Utilities (Regulated & Telecommunications)	0	0
Unusual & Compelling Urgency	48	11,444
Mobilization/Essential R&D	13	1,965
International Agreement	1	47
Authorized by Statute	435	109,918
Authorized Resale	0	0
National Security	0	0
Public Interest	0	0
EXTENT COMPETED		
Competed	1,861	729,944
Not Available for Competition	712	134,882
Follow-on to Completed Action	19	4,859
Not Completed	283	85,901
TYPE OF CONTRACT		
Fixed Price	635	135,992
Cost Reimbursement	1,119	662,429
Time and Material	646	105,338
Labor Hour	475	51,827
TYPE OF CONTRACTOR		
Small Disadvantaged Business	413	101,870
Other Small Business	437	74,969
Large Business	390	180,886
Sheltered Workshops	0	0
Educational & Nonprofit	109	110,685
State & Local Government	36	13,065
Foreign Contractor	551	83,833
Domestic Contractor Performing Outside US	939	390,278
WOMAN-OWNED SMALL BUSINESS	108	11,888
PREFERENCE PROGRAMS		
Directed to Sheltered Workshop	0	0
8 (a) Program	282	71,625
Combined LSA/SB Set-aside	2	3,017
Small Business Set-aside	98	14,493
Labor Surplus Area Set-aside	3	1,675
Tie Bid Preference	2	70
Buy Indian/Self Determination Act	0	0
No Preference Program or Not Listed	2,488	864,706
SUBJECT TO LABOR STATUTES		
Walsh Healy Act - Manufacturer	57	45,289
Walsh Healy Act - Dealer	37	3,368
Service Contract Act	91	38,281
Davis Bacon Act	4	978
Not Subject to Above Acts	2,686	867,670
PRODUCT OR SERVICE		
Supplies & Equipment	198	43,459
ADP Equipment, Purchase and Lease	38	3,750
Research & Development	61	29,707
Construction	21	26,732
Architect & Engineering	80	37,591
Real Property, Purchase & Lease, or Maintenance	3	85
ADP Services (includes Installation & Maintenance)	87	13,014
Other Services	2,387	801,248

FEDERAL PROCUREMENT DATA SYSTEM
AMERICAN BATTLE MONUMENTS COMMISSION
Actions Reported in Summary on SF281
Fiscal Year 1992 Through Fourth Quarter

PART I - PRIME CONTRACTS							
	PROCUREMENT METHODS	Number of Actions (a)	NET DOLLAR AMOUNTS (000)				
			Small Business Concerns (b)	Large Business Concerns (c)	Domestic Outside U.S./ Foreign (d)	Other Entities (e)	Total Dollars (f)
NEW AWARDS AND MODIFICATIONS	1. Tariff or Regulated Acquisitions	0					0
	2. Contracts for Foreign Government or International Organization	0					0
	3. Small Purchases	13,187	0	0	8,072	0	8,072
	4. Delivery Orders - GSA Schedules Only	115	67	55	0	0	122
	5. Delivery Orders - Other Federal Schedules	56	0	0	0	41	41
	6. Delivery Orders - All Other	0	0	0	0	0	0
	7. Other Procurement Methods	3,087	0	0	2,138	0	2,138
	8. TOTAL NEW AWARDS AND MODIFICATIONS	16,445	67	55	10,210	41	10,373
COMPETITION	9. Competed	1,315	0	0	507	0	507
	10. Not Competed	2,966	8	5	1,527	5	1,545
	11. Not Available for Competition	12,164	59	50	8,176	36	8,321
MODIFICATIONS	12. TOTAL MODIFICATIONS (Excluding Line 3)	0					0

PART II - SELECTED SOCIOECONOMIC STATISTICS (Includes both new awards and modifications)					
PREFERENCE PROGRAMS			TYPE OF CONTRACTOR		
CATEGORY	Number of Actions (a)	Total net Dollars (b)	CATEGORY	Number of Actions (a)	Total net Dollars (b)
13. Small Business - Small Purchase Set-Aside	0	0	18. Small Disadvantaged Business	0	0
14. Small Business Set-Aside	0	0	19. Woman-Owned Small Business	0	0
15. Labor Surplus Area Set-Aside	0	0	20. Sheltered Workshop	0	0
16. Combined Labor Surplus/ Small Business Set-Aside	0	0			
17. 8(a) Awards	0	0			

AMERICAN BATTLE MONUMENTS COMMISSION
Actions Reported Individually on SF279
Fiscal Year 1992 Through Fourth Quarter

	Actions	Dollars (000)
TOTAL	0	0
CICA APPLICABILITY		
Pre-CICA	0	0
CICA Awards	0	0
Small Purchases	0	0
Subject to Statute other than CICA	0	0
KIND OF CONTRACT ACTION		
Initial Letter Contract	0	0
Def. Contract Superseding Letter	0	0
New Definitive Contract	0	0
Small Purchase Procedure	0	0
Order Under IDC	0	0
Order Under BOA	0	0
Order /Mod Under GSA Schedule	0	0
Order/Mod Under VA or OPM Schedule	0	0
Modifications	0	0
Termination for Default	0	0
Termination for Convenience	0	0
SYNOPSIS OF PROCUREMENT PRIOR TO AWARD		
Synopsized Prior to Award	0	0
Not Synopsized Due to Urgency	0	0
Not Synopsized for Other Reason	0	0

FEDERAL PROCUREMENT DATA SYSTEM
AMERICAN BATTLE MONUMENTS COMMISSION
 Actions Reported Individually on SF279
 Fiscal Year 1992 Through Fourth Quarter

	Actions	Dollars (\$00)
SOLICITATION PROCEDURE		
Full and Open Competition - Sealed Bid	0	0
Full and Open Competition - Comp Proposal	0	0
Full and Open Competition - Combination	0	0
Architect Engineer	0	0
Basic Research	0	0
Multiple Award Schedule	0	0
Alternate Source/Reduced Cost	0	0
Alternate Source/Mobilization	0	0
Alternate Source/Eng R & D	0	0
Set-aside	0	0
Other than Full and Open Competition	0	0
FULL AND OPEN COMPETITION WITH ONLY ONE BIDDER/OFFERER	0	0
AUTHORITY FOR OTHER THAN FULL AND OPEN COMPETITION		
Only One Source	0	0
- Follow-on Contract	0	0
- Utilities (Regulated & Telecommunications)	0	0
Unusual & Compelling Urgency	0	0
Mobilization/Essential R&D	0	0
International Agreement	0	0
Authorized by Statute	0	0
Authorized Resale	0	0
National Security	0	0
Public Interest	0	0
EXTENT COMPETED		
Completed	0	0
Not Available for Competition	0	0
Follow-on to Competed Action	0	0
Not Completed	0	0
TYPE OF CONTRACT		
Fixed Price	0	0
Cost Reimbursement	0	0
Time and Material	0	0
Labor Hour	0	0
TYPE OF CONTRACTOR		
Small Disadvantaged Business	0	0
Other Small Business	0	0
Large Business	0	0
Sheltered Workshops	0	0
Educational & Nonprofit	0	0
State & Local Government	0	0
Foreign Contractor	0	0
Domestic Contractor Performing Outside US	0	0
WOMAN-OWNED SMALL BUSINESS		
PREFERENCE PROGRAMS		
Directed to Sheltered Workshop	0	0
8 (a) Program	0	0
Combined LSA/SB Set-aside	0	0
Small Business Set-aside	0	0
Labor Surplus Area Set-aside	0	0
Tie Bid Preference	0	0
Buy Indian/Self Determination Act	0	0
No Preference Program or Not Listed	0	0
SUBJECT TO LABOR STATUTES		
Walsh Healy Act - Manufacturer	0	0
Walsh Healy Act - Dealer	0	0
Service Contract Act	0	0
Davis Bacon Act	0	0
Not Subject to Above Acts	0	0
PRODUCT OR SERVICE		
Supplies & Equipment	0	0
ADP Equipment, Purchase and Lease	0	0
Research & Development	0	0
Construction	0	0
Architect & Engineering	0	0
Real Property, Purchase & Lease, or Maintenance	0	0
ADP Services (includes Installation & Maintenance)	0	0
Other Services	0	0

FEDERAL PROCUREMENT DATA SYSTEM
BOARD FOR INTERNATIONAL BROADCASTING
Actions Reported in Summary on SF281
Fiscal Year 1992 Through Fourth Quarter

PART I - PRIME CONTRACTS							
	PROCUREMENT METHODS	Number of Actions (a)	NET DOLLAR AMOUNTS (000)				Total Dollars (f)
			Small Business Concerns (b)	Large Business Concerns (c)	Domestic Outside U.S./ Foreign (d)	Other Entities (e)	
NEW AWARDS AND MODIFICATIONS	1. Tariff or Regulated Acquisitions	0					0
	2. Contracts for Foreign Government or International Organization	0					0
	3. Small Purchases	4	30	0	0	0	30
	4. Delivery Orders - GSA Schedules Only	4	0	12	0	0	12
	5. Delivery Orders - Other Federal Schedules	0	0	0	0	0	0
	6. Delivery Orders - All Other	35	20	11	0	0	31
	7. Other Procurement Methods	0	0	0	0	0	0
	8. TOTAL NEW AWARDS AND MODIFICATIONS	43	50	23	0	0	73
COMPETITION	9. Competed	5	0	13	0	0	13
	10. Not Competed	0	0	0	0	0	0
	11. Not Available for Competition	38	50	10	0	0	60
MODIFICATIONS	12. TOTAL MODIFICATIONS (Excluding Line 3)	0					0

PART II - SELECTED SOCIOECONOMIC STATISTICS (Includes both new awards and modifications)					
PREFERENCE PROGRAMS			TYPE OF CONTRACTOR		
CATEGORY	Number of Actions (a)	Total net Dollars (b)	CATEGORY	Number of Actions (a)	Total net Dollars (b)
13. Small Business - Small Purchase Set-Aside	4	30	18. Small Disadvantaged Business	0	0
14. Small Business Set-Aside	0	0	19. Woman-Owned Small Business	2	25
15. Labor Surplus Area Set-Aside	0	0	20. Sheltered Workshop	0	0
16. Combined Labor Surplus/ Small Business Set-Aside	0	0			
17. 8(a) Awards	0	0			

BOARD FOR INTERNATIONAL BROADCASTING
Actions Reported Individually on SF279
Fiscal Year 1992 Through Fourth Quarter

	Actions	Dollars (000)
TOTAL	0	0
CICA APPLICABILITY		
Pre-CICA	0	0
CICA Awards	0	0
Small Purchases	0	0
Subject to Statute other than CICA	0	0
KIND OF CONTRACT ACTION		
Initial Letter Contract	0	0
Def. Contract Superseding Letter	0	0
New Definitive Contract	0	0
Small Purchase Procedure	0	0
Order Under IDC	0	0
Order Under BOA	0	0
Order /Mod Under GSA Schedule	0	0
Order/Mod Under VA or OPM Schedule	0	0
Modifications	0	0
Termination for Default	0	0
Termination for Convenience	0	0
SYNOPSIS OF PROCUREMENT PRIOR TO AWARD		
Synopsized Prior to Award	0	0
Not Synopsized Due to Urgency	0	0
Not Synopsized for Other Reason	0	0

FEDERAL PROCUREMENT DATA SYSTEM
BOARD FOR INTERNATIONAL BROADCASTING
 Actions Reported Individually on SF279
 Fiscal Year 1992 Through Fourth Quarter

	Actions	Dollars (000)
SOLICITATION PROCEDURE		
Full and Open Competition - Sealed Bid	0	0
Full and Open Competition - Comp Proposal	0	0
Full and Open Competition - Combination	0	0
Architect Engineer	0	0
Basic Research	0	0
Multiple Award Schedule	0	0
Alternate Source/Reduced Cost	0	0
Alternate Source/Mobilization	0	0
Alternate Source/Eng R & D	0	0
Set-aside	0	0
Other than Full and Open Competition	0	0
FULL AND OPEN COMPETITION WITH ONLY ONE BIDDER/OFFERER		
AUTHORITY FOR OTHER THAN FULL AND OPEN COMPETITION		
Only One Source	0	0
- Follow-on Contract	0	0
- Utilities (Regulated & Telecommunications)	0	0
Unusual & Compelling Urgency	0	0
Mobilization/Essential R&D	0	0
International Agreement	0	0
Authorized by Statute	0	0
Authorized Resale	0	0
National Security	0	0
Public Interest	0	0
EXTENT COMPETED		
Competed	0	0
Not Available for Competition	0	0
Follow-on to Competed Action	0	0
Not Competed	0	0
TYPE OF CONTRACT		
Fixed Price	0	0
Cost Reimbursement	0	0
Time and Material	0	0
Labor Hour	0	0
TYPE OF CONTRACTOR		
Small Disadvantaged Business	0	0
Other Small Business	0	0
Large Business	0	0
Sheltered Workshops	0	0
Educational & Nonprofit	0	0
State & Local Government	0	0
Foreign Contractor	0	0
Domestic Contractor Performing Outside US	0	0
WOMAN-OWNED SMALL BUSINESS		
PREFERENCE PROGRAMS		
Directed to Sheltered Workshop	0	0
8 (a) Program	0	0
Combined LSA/SB Set-aside	0	0
Small Business Set-aside	0	0
Labor Surplus Area Set-aside	0	0
Tie Bid Preference	0	0
Buy Indian/Self Determination Act	0	0
No Preference Program or Not Listed	0	0
SUBJECT TO LABOR STATUTES		
Walsh Healy Act - Manufacturer	0	0
Walsh Healy Act - Dealer	0	0
Service Contract Act	0	0
Davis Bacon Act	0	0
Not Subject to Above Acts	0	0
PRODUCT OR SERVICE		
Supplies & Equipment	0	0
ADP Equipment, Purchase and Lease	0	0
Research & Development	0	0
Construction	0	0
Architect & Engineering	0	0
Real Property, Purchase & Lease, or Maintenance	0	0
ADP Services (includes Installation & Maintenance)	0	0
Other Services	0	0

FEDERAL PROCUREMENT DATA SYSTEM
COMMISSION ON CIVIL RIGHTS
Actions Reported in Summary on SF281
Fiscal Year 1992 Through Fourth Quarter

PART I - PRIME CONTRACTS							
	PROCUREMENT METHODS	Number of Actions (a)	NET DOLLAR AMOUNTS (000)				Total Dollars (f)
			Small Business Concerns (b)	Large Business Concerns (c)	Domestic Outside U.S./ Foreign (d)	Other Entities (e)	
NEW AWARDS AND MODIFICATIONS	1. Tariff or Regulated Acquisitions	0					0
	2. Contracts for Foreign Government or International Organization	0					0
	3. Small Purchases	758	232	110	0	2	344
	4. Delivery Orders - GSA Schedules Only	0	0	0	0	0	0
	5. Delivery Orders - Other Federal Schedules	0	0	0	0	0	0
	6. Delivery Orders - All Other	0	0	0	0	0	0
	7. Other Procurement Methods	31	0	0	0	13	13
	8. TOTAL NEW AWARDS AND MODIFICATIONS	789	232	110	0	15	357
COMPETITION	9. Competed	346	26	50	0	2	78
	10. Not Competed	441	198	60	0	13	271
	11. Not Available for Competition	2	8	0	0	0	8
MODIFICATIONS	12. TOTAL MODIFICATIONS (Excluding Line 3)	24					32

PART II - SELECTED SOCIOECONOMIC STATISTICS (Includes both new awards and modifications)					
PREFERENCE PROGRAMS			TYPE OF CONTRACTOR		
CATEGORY	Number of Actions (a)	Total net Dollars (b)	CATEGORY	Number of Actions (a)	Total net Dollars (b)
13. Small Business - Small Purchase Set-Aside	27	35	18. Small Disadvantaged Business	4	2
14. Small Business Set-Aside	0	0	19. Woman-Owned Small Business	35	43
15. Labor Surplus Area Set-Aside	0	0	20. Sheltered Workshop	0	0
16. Combined Labor Surplus/ Small Business Set-Aside	0	0			
17. 8(a) Awards	0	0			

COMMISSION ON CIVIL RIGHTS
Actions Reported Individually on SF279
Fiscal Year 1992 Through Fourth Quarter

	Actions	Dollars (000)
TOTAL	0	0
CICA APPLICABILITY		
Pre-CICA	0	0
CICA Awards	0	0
Small Purchases	0	0
Subject to Statute other than CICA	0	0
KIND OF CONTRACT ACTION		
Initial Letter Contract	0	0
Def. Contract Superseding Letter	0	0
New Definitive Contract	0	0
Small Purchase Procedure	0	0
Order Under IDC	0	0
Order Under BOA	0	0
Order /Mod Under GSA Schedule	0	0
Order/Mod Under VA or OPM Schedule	0	0
Modifications	0	0
Termination for Default	0	0
Termination for Convenience	0	0
SYNOPSIS OF PROCUREMENT PRIOR TO AWARD		
Synopsized Prior to Award	0	0
Not Synopsized Due to Urgency	0	0
Not Synopsized for Other Reason	0	0

FEDERAL PROCUREMENT DATA SYSTEM
COMMISSION ON CIVIL RIGHTS
 Actions Reported Individually on SF279
 Fiscal Year 1992 Through Fourth Quarter

SOLICITATION PROCEDURE	Actions	Dollars (000)
Full and Open Competition - Sealed Bid	0	0
Full and Open Competition - Comp Proposal	0	0
Full and Open Competition - Combination	0	0
Architect Engineer	0	0
Basic Research	0	0
Multiple Award Schedule	0	0
Alternate Source/Reduced Cost	0	0
Alternate Source/Mobilization	0	0
Alternate Source/Eng R & D	0	0
Set-aside	0	0
Other than Full and Open Competition	0	0
FULL AND OPEN COMPETITION WITH ONLY ONE BIDDER/OFFERER	0	0
AUTHORITY FOR OTHER THAN FULL AND OPEN COMPETITION		
Only One Source	0	0
- Follow-on Contract	0	0
- Utilities (Regulated & Telecommunications)	0	0
Unusual & Compelling Urgency	0	0
Mobilization/Essential R&D	0	0
International Agreement	0	0
Authorized by Statute	0	0
Authorized Resale	0	0
National Security	0	0
Public Interest	0	0
EXTENT COMPETED		
Competed	0	0
Not Available for Competition	0	0
Follow-on to Competed Action	0	0
Not Competed	0	0
TYPE OF CONTRACT		
Fixed Price	0	0
Cost Reimbursement	0	0
Time and Material	0	0
Labor Hour	0	0
TYPE OF CONTRACTOR		
Small Disadvantaged Business	0	0
Other Small Business	0	0
Large Business	0	0
Sheltered Workshops	0	0
Educational & Nonprofit	0	0
State & Local Government	0	0
Foreign Contractor	0	0
Domestic Contractor Performing Outside US	0	0
WOMAN-OWNED SMALL BUSINESS	0	0
PREFERENCE PROGRAMS		
Directed to Sheltered Workshop	0	0
8 (a) Program	0	0
Combined LSA/SB Set-aside	0	0
Small Business Set-aside	0	0
Labor Surplus Area Set-aside	0	0
Tie Bid Preference	0	0
Buy Indian/Self Determination Act	0	0
No Preference Program or Not Listed	0	0
SUBJECT TO LABOR STATUTES		
Walsh Healy Act - Manufacturer	0	0
Walsh Healy Act - Dealer	0	0
Service Contract Act	0	0
Davis Bacon Act	0	0
Not Subject to Above Acts	0	0
PRODUCT OR SERVICE		
Supplies & Equipment	0	0
ADP Equipment, Purchase and Lease	0	0
Research & Development	0	0
Construction	0	0
Architect & Engineering	0	0
Real Property, Purchase & Lease, or Maintenance	0	0
ADP Services (includes Installation & Maintenance)	0	0
Other Services	0	0

FEDERAL PROCUREMENT DATA SYSTEM
COMMODITY FUTURES TRADING COMMISSION
 Actions Reported in Summary on SF281
 Fiscal Year 1992 Through Fourth Quarter

PART I - PRIME CONTRACTS							
	PROCUREMENT METHODS	Number of Actions (a)	NET DOLLAR AMOUNTS (000)				Total Dollars (f)
			Small Business Concerns (b)	Large Business Concerns (c)	Domestic Outside U.S./ Foreign (d)	Other Entities (e)	
NEW AWARDS AND MODIFICATIONS	1. Tariff or Regulated Acquisitions	6					31
	2. Contracts for Foreign Government or International Organization	0					0
	3. Small Purchases	1,996	1,306	683	0	0	1,989
	4. Delivery Orders - GSA Schedules Only	308	497	572	0	0	1,069
	5. Delivery Orders - Other Federal Schedules	0	0	0	0	0	0
	6. Delivery Orders - All Other	130	262	116	0	0	378
	7. Other Procurement Methods	0	0	0	0	0	0
	8. TOTAL NEW AWARDS AND MODIFICATIONS	2,440	2,065	1,371	0	0	3,467
COMPETITION	9. Competed	493	1,064	688	0	0	1,752
	10. Not Competed	97	369	443	0	0	812
	11. Not Available for Competition	1,850	632	240	0	0	903
MODIFICATIONS	12. TOTAL MODIFICATIONS (Excluding Line 3)	75					102

PART II - SELECTED SOCIOECONOMIC STATISTICS (Includes both new awards and modifications)					
PREFERENCE PROGRAMS			TYPE OF CONTRACTOR		
CATEGORY	Number of Actions (a)	Total net Dollars (b)	CATEGORY	Number of Actions (a)	Total net Dollars (b)
13. Small Business - Small Purchase Set-Aside	0	0	18. Small Disadvantaged Business	13	42
14. Small Business Set-Aside	0	0	19. Woman-Owned Small Business	122	212
15. Labor Surplus Area Set-Aside	0	0	20. Sheltered Workshop	0	0
16. Combined Labor Surplus/ Small Business Set-Aside	0	0			
17. 8(a) Awards	1	2			

COMMODITY FUTURES TRADING COMMISSION
 Actions Reported Individually on SF279
 Fiscal Year 1992 Through Fourth Quarter

	Actions	Dollars (000)
TOTAL	52	6,786
CICA APPLICABILITY		
Pre-CICA	0	0
CICA Awards	52	6,786
Small Purchases	0	0
Subject to Statute other than CICA	0	0
KIND OF CONTRACT ACTION		
Initial Letter Contract	0	0
Def. Contract Superseding Letter	0	0
New Definitive Contract	22	6,055
Small Purchase Procedure	0	0
Order Under IDC	1	31
Order Under BOA	0	0
Order /Mod Under GSA Schedule	10	332
Order/Mod Under VA or OPM Schedule	0	0
Modifications	19	368
Termination for Default	0	0
Termination for Convenience	0	0
SYNOPSIS OF PROCUREMENT PRIOR TO AWARD		
Synopsized Prior to Award	28	5,348
Not Synopsized Due to Urgency	0	0
Not Synopsized for Other Reason	24	1,438

FEDERAL PROCUREMENT DATA SYSTEM
COMMODITY FUTURES TRADING COMMISSION
 Actions Reported Individually on SF279
 Fiscal Year 1992 Through Fourth Quarter

	Actions	Dollars (000)
SELECTION PROCEDURE		
Full and Open Competition - Sealed Bid	0	0
Full and Open Competition - Comp Proposal	32	5,800
Full and Open Competition - Combination	0	0
Architect Engineer	0	0
Basic Research	0	0
Multiple Award Schedule	7	216
Alternate Source/Reduced Cost	0	0
Alternate Source/Mobilization	0	0
Alternate Source/Eng R & D	0	0
Set-aside	0	0
Other than Full and Open Competition	13	770
FULL AND OPEN COMPETITION WITH ONLY ONE BIDDER/OFFERER	5	784
AUTHORITY FOR OTHER THAN FULL AND OPEN COMPETITION		
Only One Source	10	370
- Follow-on Contract	0	0
- Utilities (Regulated & Telecommunications)	5	145
Unusual & Compelling Urgency	0	0
Mobilization/Essential R&D	0	0
International Agreement	0	0
Authorized by Statute	3	400
Authorized Resale	0	0
National Security	0	0
Public Interest	0	0
EXTENT COMPETED		
Competed	39	6,016
Not Available for Competition	9	603
Follow-on to Competed Action	0	0
Not Competed	4	167
TYPE OF CONTRACT		
Fixed Price	50	6,426
Cost Reimbursement	1	170
Time and Material	0	0
Labor Hour	1	190
TYPE OF CONTRACTOR		
Small Disadvantaged Business	3	400
Other Small Business	1	25
Large Business	48	6,361
Sheltered Workshops	0	0
Educational & Nonprofit	0	0
State & Local Government	0	0
Foreign Contractor	0	0
Domestic Contractor Performing Outside US	0	0
WOMAN-OWNED SMALL BUSINESS	1	40
PREFERENCE PROGRAMS		
Directed to Sheltered Workshop	0	0
8 (a) Program	3	400
Combined LSA/SB Set-aside	0	0
Small Business Set-aside	0	0
Labor Surplus Area Set-aside	0	0
Tie Bid Preference	0	0
Buy Indian/Self Determination Act	0	0
No Preference Program or Not Listed	49	6,386
SUBJECT TO LABOR STATUTES		
Walsh Healy Act - Manufacturer	10	339
Walsh Healy Act - Dealer	3	356
Service Contract Act	1	37
Davis Bacon Act	2	71
Not Subject to Above Acts	36	5,983
PRODUCT OR SERVICE		
Supplies & Equipment	0	0
ADP Equipment, Purchase and Lease	6	647
Research & Development	0	0
Construction	3	129
Architect & Engineering	0	0
Real Property, Purchase & Lease, or Maintenance	22	5,221
ADP Services (includes Installation & Maintenance)	7	331
Other Services	14	458

FEDERAL PROCUREMENT DATA SYSTEM
CONSUMER PRODUCT SAFETY COMMISSION
Actions Reported in Summary on SF281
Fiscal Year 1992 Through Fourth Quarter

PART I - PRIME CONTRACTS							
	PROCUREMENT METHODS	Number of Actions (a)	NET DOLLAR AMOUNTS (000)				Total Dollars (f)
			Small Business Concerns (b)	Large Business Concerns (c)	Domestic Outside U.S./ Foreign (d)	Other Entities (e)	
NEW AWARDS AND MODIFICATIONS	1. Tariff or Regulated Acquisitions	0					0
	2. Contracts for Foreign Government or International Organization	0					0
	3. Small Purchases	1,802	1,042	584	0	1,064	2,700
	4. Delivery Orders - GSA Schedules Only	166	174	180	0	5	359
	5. Delivery Orders - Other Federal Schedules	0	0	0	0	0	0
	6. Delivery Orders - All Other	1	0	18	0	0	18
	7. Other Procurement Methods	4	7	8	0	0	15
	8. TOTAL NEW AWARDS AND MODIFICATIONS	1,973	1,223	800	0	1,069	3,092
COMPETITION	9. Competed	300	522	507	0	14	1,043
	10. Not Competed	1,332	587	241	0	865	1,693
	11. Not Available for Competition	341	114	52	0	190	356
MODIFICATIONS	12. TOTAL MODIFICATIONS (Excluding Line 3)	20					62

PART II - SELECTED SOCIOECONOMIC STATISTICS (Includes both new awards and modifications)					
PREFERENCE PROGRAMS			TYPE OF CONTRACTOR		
CATEGORY	Number of Actions (a)	Total net Dollars (b)	CATEGORY	Number of Actions (a)	Total net Dollars (b)
13. Small Business - Small Purchase Set-Aside	804	1,041	18. Small Disadvantaged Business	7	10
14. Small Business Set-Aside	0	0	19. Woman-Owned Small Business	143	248
15. Labor Surplus Area Set-Aside	0	0	20. Sheltered Workshop	0	0
16. Combined Labor Surplus/ Small Business Set-Aside	0	0			
17. 8(a) Awards	3	7			

CONSUMER PRODUCT SAFETY COMMISSION
Actions Reported Individually on SF279
Fiscal Year 1992 Through Fourth Quarter

	Actions	Dollars (000)
TOTAL	53	2,123
CICA APPLICABILITY		
Pre-CICA	0	0
CICA Awards	53	2,123
Small Purchases	0	0
Subject to Statute other than CICA	0	0
KIND OF CONTRACT ACTION		
Initial Letter Contract	0	0
Def. Contract Superseding Letter	1	90
New Definitive Contract	6	253
Small Purchase Procedure	0	0
Order Under IDC	1	69
Order Under BOA	0	0
Order /Mod Under GSA Schedule	0	0
Order/Mod Under VA or OPM Schedule	0	0
Modifications	45	1,711
Termination for Default	0	0
Termination for Convenience	0	0
SYNOPSIS OF PROCUREMENT PRIOR TO AWARD		
Synopsized Prior to Award	22	787
Not Synopsized Due to Urgency	0	0
Not Synopsized for Other Reason	31	1,336

FEDERAL PROCUREMENT DATA SYSTEM
CONSUMER PRODUCT SAFETY COMMISSION
Actions Reported Individually on SF279
Fiscal Year 1992 Through Fourth Quarter

	Actions	Dollars (000)
SELECTION PROCEDURE		
Full and Open Competition - Sealed Bid	0	0
Full and Open Competition - Comp Proposal	19	652
Full and Open Competition - Combination	0	0
Architect Engineer	0	0
Basic Research	0	0
Multiple Award Schedule	1	69
Alternate Source/Reduced Cost	0	0
Alternate Source/Mobilization	0	0
Alternate Source/Eng R & D	0	0
Set-aside	3	88
Other than Full and Open Competition	30	1,314
FULL AND OPEN COMPETITION WITH ONLY ONE BIDDER/OFFERER		
AUTHORITY FOR OTHER THAN FULL AND OPEN COMPETITION		
Only One Source	6	126
- Follow-on Contract	0	0
- Utilities (Regulated & Telecommunications)	0	0
Unusual & Compelling Urgency	0	0
Mobilization/Essential R&D	0	0
International Agreement	0	0
Authorized by Statute	24	1,188
Authorized Resale	0	0
National Security	0	0
Public Interest	0	0
EXTENT COMPETED		
Competed	24	825
Not Available for Competition	28	1,249
Follow-on to Competed Action	0	0
Not Competed	1	49
TYPE OF CONTRACT		
Fixed Price	49	1,849
Cost Reimbursement	0	0
Time and Material	0	0
Labor Hour	4	274
TYPE OF CONTRACTOR		
Small Disadvantaged Business	20	1,044
Other Small Business	6	154
Large Business	13	670
Sheltered Workshops	3	128
Educational & Nonprofit	5	96
State & Local Government	6	31
Foreign Contractor	0	0
Domestic Contractor Performing Outside US	0	0
WOMAN-OWNED SMALL BUSINESS	7	395
PREFERENCE PROGRAMS		
Directed to Sheltered Workshop	3	128
8 (a) Program	19	1,036
Combined LSA/SB Set-aside	0	0
Small Business Set-aside	4	104
Labor Surplus Area Set-aside	0	0
Tie Bid Preference	0	0
Buy Indian/Self Determination Act	0	0
No Preference Program or Not Listed	27	855
SUBJECT TO LABOR STATUTES		
Walsh Healy Act - Manufacturer	5	456
Walsh Healy Act - Dealer	1	9
Service Contract Act	5	230
Davis Bacon Act	0	0
Not Subject to Above Acts	42	1,428
PRODUCT OR SERVICE		
Supplies & Equipment	5	456
ADP Equipment, Purchase and Lease	1	9
Research & Development	3	43
Construction	1	18
Architect & Engineering	0	0
Real Property, Purchase & Lease, or Maintenance	0	0
ADP Services (includes Installation & Maintenance)	6	372
Other Services	37	1,225

FEDERAL PROCUREMENT DATA SYSTEM
DEFENSE NUCLEAR FACILITIES SAFETY BOARD
Actions Reported in Summary on SF281
Fiscal Year 1992 Through Fourth Quarter

PART I - PRIME CONTRACTS							
	PROCUREMENT METHODS	Number of Actions (a)	NET DOLLAR AMOUNTS (000)				Total Dollars (f)
			Small Business Concerns (b)	Large Business Concerns (c)	Domestic Outside U.S./ Foreign (d)	Other Entities (e)	
NEW AWARDS AND MODIFICATIONS	1. Tariff or Regulated Acquisitions	0					0
	2. Contracts for Foreign Government or International Organization	0					0
	3. Small Purchases	319	282	119	0	1	402
	4. Delivery Orders - GSA Schedules Only	84	125	85	0	2	212
	5. Delivery Orders - Other Federal Schedules	0	0	0	0	0	0
	6. Delivery Orders - All Other	0	0	0	0	0	0
	7. Other Procurement Methods	0	0	0	0	0	0
	8. TOTAL NEW AWARDS AND MODIFICATIONS	403	407	204	0	3	614
COMPETITION	9. Competed	25	152	51	0	1	204
	10. Not Competed	25	86	94	0	1	182
	11. Not Available for Competition	353	169	59	0	1	228
MODIFICATIONS	12. TOTAL MODIFICATIONS (Excluding Line 3)	35					75

PART II - SELECTED SOCIOECONOMIC STATISTICS (Includes both new awards and modifications)					
PREFERENCE PROGRAMS			TYPE OF CONTRACTOR		
CATEGORY	Number of Actions (a)	Total net Dollars (b)	CATEGORY	Number of Actions (a)	Total net Dollars (b)
13. Small Business - Small Purchase Set-Aside	247	282	18. Small Disadvantaged Business	9	8
14. Small Business Set-Aside	0	0	19. Woman-Owned Small Business	24	95
15. Labor Surplus Area Set-Aside	0	0	20. Sheltered Workshop	0	0
16. Combined Labor Surplus/ Small Business Set-Aside	0	0			
17. 8(a) Awards	0	0			

DEFENSE NUCLEAR FACILITIES SAFETY BOARD
Actions Reported Individually on SF279
Fiscal Year 1992 Through Fourth Quarter

	Actions	Dollars (000)
TOTAL	0	0
CICA APPLICABILITY		
Pre-CICA	0	0
CICA Awards	0	0
Small Purchases	0	0
Subject to Statute other than CICA	0	0
KIND OF CONTRACT ACTION		
Initial Letter Contract	0	0
Def. Contract Superseding Letter	0	0
New Definitive Contract	0	0
Small Purchase Procedure	0	0
Order Under IDC	0	0
Order Under BOA	0	0
Order /Mod Under GSA Schedule	0	0
Order/Mod Under VA or OPM Schedule	0	0
Modifications	0	0
Termination for Default	0	0
Termination for Convenience	0	0
SYNOPSIS OF PROCUREMENT PRIOR TO AWARD		
Synopsized Prior to Award	0	0
Not Synopsized Due to Urgency	0	0
Not Synopsized for Other Reason	0	0

FEDERAL PROCUREMENT DATA SYSTEM
DEFENSE NUCLEAR FACILITIES SAFETY BOARD
 Actions Reported Individually on SF279
 Fiscal Year 1992 Through Fourth Quarter

	Actions	Dollars (000)
SOLICITATION PROCEDURE:		
Full and Open Competition - Sealed Bid	0	0
Full and Open Competition - Comp Proposal	0	0
Full and Open Competition - Combination	0	0
Architect Engineer	0	0
Basic Research	0	0
Multiple Award Schedule	0	0
Alternate Source/Reduced Cost	0	0
Alternate Source/Mobilization	0	0
Alternate Source/Eng R & D	0	0
Set-aside	0	0
Other than Full and Open Competition	0	0
FULL AND OPEN COMPETITION WITH ONLY ONE BIDDER/OFFERER		
AUTHORITY FOR OTHER THAN FULL AND OPEN COMPETITION		
Only One Source	0	0
- Follow-on Contract	0	0
- Utilities (Regulated & Telecommunications)	0	0
Unusual & Compelling Urgency	0	0
Mobilization/Essential R&D	0	0
International Agreement	0	0
Authorized by Statute	0	0
Authorized Resale	0	0
National Security	0	0
Public Interest	0	0
EXTENT COMPETED		
Completed	0	0
Not Available for Competition	0	0
Follow-on to Competed Action	0	0
Not Competed	0	0
TYPE OF CONTRACT		
Fixed Price	0	0
Cost Reimbursement	0	0
Time and Material	0	0
Labor Hour	0	0
TYPE OF CONTRACTOR		
Small Disadvantaged Business	0	0
Other Small Business	0	0
Large Business	0	0
Sheltered Workshops	0	0
Educational & Nonprofit	0	0
State & Local Government	0	0
Foreign Contractor	0	0
Domestic Contractor Performing Outside US	0	0
WOMAN-OWNED SMALL BUSINESS		
PREFERENCE PROGRAMS		
Directed to Sheltered Workshop	0	0
8 (a) Program	0	0
Combined LSA/SB Set-aside	0	0
Small Business Set-aside	0	0
Labor Surplus Area Set-aside	0	0
Tie Bid Preference	0	0
Buy Indian/Self Determination Act	0	0
No Preference Program or Not Listed	0	0
SUBJECT TO LABOR STATUTES		
Walsh Healy Act - Manufacturer	0	0
Walsh Healy Act - Dealer	0	0
Service Contract Act	0	0
Davis Bacon Act	0	0
Not Subject to Above Acts	0	0
PRODUCT OR SERVICE		
Supplies & Equipment	0	0
ADP Equipment, Purchase and Lease	0	0
Research & Development	0	0
Construction	0	0
Architect & Engineering	0	0
Real Property, Purchase & Lease, or Maintenance	0	0
ADP Services (includes Installation & Maintenance)	0	0
Other Services	0	0

FEDERAL PROCUREMENT DATA SYSTEM
ENVIRONMENTAL PROTECTION AGENCY
Actions Reported in Summary on SF281
Fiscal Year 1992 Through Fourth Quarter

PART I - PRIME CONTRACTS							
	PROCUREMENT METHODS	Number of Actions (a)	NET DOLLAR AMOUNTS (000)				Total Dollars (f)
			Small Business Concerns (b)	Large Business Concerns (c)	Domestic Outside U.S./ Foreign (d)	Other Entities (e)	
NEW AWARDS AND MODIFICATIONS	1. Tariff or Regulated Acquisitions	0					0
	2. Contracts for Foreign Government or International Organization	0					0
	3. Small Purchases	36,072	30,583	8,717	120	5,684	45,104
	4. Delivery Orders - GSA Schedules Only	7,452	12,268	36,289	0	4	48,561
	5. Delivery Orders- Other Federal Schedules	1,757	318	4,675	17	77	5,087
	6. Delivery Orders - All Other	0	0	0	0	0	0
	7. Other Procurement Methods	39	0	0	199	0	199
	8. TOTAL NEW AWARDS AND MODIFICATIONS	45,320	43,169	49,681	336	5,765	88,951
COMPETITION	9. Competed	2,709	11,434	1,877	17	186	13,514
	10. Not Competed	32,819	18,148	5,710	104	5,480	30,442
	11. Not Available for Competition	9,792	12,587	42,094	215	99	54,995
MODIFICATIONS	12. TOTAL MODIFICATIONS (Excluding Line 3)	0					0

PART II - SELECTED SOCIOECONOMIC STATISTICS (Includes both new awards and modifications)					
CATEGORY	PREFERENCE PROGRAMS		TYPE OF CONTRACTOR		
	Number of Actions (a)	Total net Dollars (b)	CATEGORY	Number of Actions (a)	Total net Dollars (b)
13. Small Business - Small Purchase Set-Aside	14,775	22,189	18. Small Disadvantaged Business	730	1,677
14. Small Business Set-Aside	0	0	19. Woman-Owned Small Business	1,538	2,363
15. Labor Surplus Area Set-Aside	0	0	20. Sheltered Workshop	0	0
16. Combined Labor Surplus/ Small Business Set-Aside	0	0			
17. 8(a) Awards	0	0			

ENVIRONMENTAL PROTECTION AGENCY
Actions Reported Individually on SF279
Fiscal Year 1992 Through Fourth Quarter

	Actions	Dollars (000)
TOTAL	7,723	1,243,767
CICA APPLICABILITY		
Pre-CICA	15	1,301
CICA Awards	7,699	1,241,404
Small Purchases	0	0
Subject to Statute other than CICA	9	1,062
KIND OF CONTRACT ACTION		
Initial Letter Contract	0	0
Def. Contract Superseding Letter	1	320
New Definitive Contract	251	56,261
Small Purchase Procedure	1	9
Order Under IDC	2,854	235,930
Order Under BOA	0	0
Order /Mod Under GSA Schedule	40	2,920
Order/Mod Under VA or OPM Schedule	0	0
Modifications	4,576	948,327
Termination for Default	0	0
Termination for Convenience	0	0
SYNOPSIS OF PROCUREMENT PRIOR TO AWARD		
Synopsized Prior to Award	7,682	1,240,838
Not Synopsized Due to Urgency	0	0
Not Synopsized for Other Reason	41	2,929

FEDERAL PROCUREMENT DATA SYSTEM
ENVIRONMENTAL PROTECTION AGENCY
 Actions Reported Individually on SF279
 Fiscal Year 1992 Through Fourth Quarter

	Actions	Dollars (000)
SOLICITATION PROCEDURE		
Full and Open Competition - Sealed Bid	212	25,399
Full and Open Competition - Comp Proposal	5,193	896,526
Full and Open Competition - Combination	2	164
Architect Engineer	862	189,478
Basic Research	0	0
Multiple Award Schedule	33	2,387
Alternate Source/Reduced Cost	0	0
Alternate Source/Mobilization	0	0
Alternate Source/Eng R & D	0	0
Set-aside	402	44,091
Other than Full and Open Competition	995	83,359
FULL AND OPEN COMPETITION WITH ONLY ONE BIDDER/OFFERER	0	0
AUTHORITY FOR OTHER THAN FULL AND OPEN COMPETITION		
Only One Source	571	47,082
- Follow-on Contract	75	8,291
- Utilities (Regulated & Telecommunications)	0	0
Unusual & Compelling Urgency	18	2,160
Mobilization/Essential R&D	0	0
International Agreement	0	0
Authorized by Statute	256	20,068
Authorized Resale	142	13,415
National Security	0	0
Public Interest	8	634
EXTENT COMPETED		
Competed	6,800	1,165,675
Not Available for Competition	780	57,735
Follow-on to Competed Action	15	6,350
Not Competed	148	14,007
TYPE OF CONTRACT		
Fixed Price	1,638	106,183
Cost Reimbursement	4,678	999,454
Time and Material	1,352	134,092
Labor Hour	55	4,038
TYPE OF CONTRACTOR		
Small Disadvantaged Business	787	59,820
Other Small Business	2,137	197,290
Large Business	4,471	934,362
Sheltered Workshops	0	0
Educational & Nonprofit	306	50,288
State & Local Government	10	937
Foreign Contractor	0	0
Domestic Contractor Performing Outside US	2	1,070
WOMAN-OWNED SMALL BUSINESS	201	13,518
PREFERENCE PROGRAMS		
Directed to Sheltered Workshop	0	0
8 (a) Program	787	59,254
Combined LSA/SB Set-aside	1	28
Small Business Set-aside	782	65,551
Labor Surplus Area Set-aside	11	3,455
Tie Bid Preference	0	0
Buy Indian/Self Determination Act	0	0
No Preference Program or Not Listed	6,142	1,115,479
SUBJECT TO LABOR STATUTES		
Walsh Healy Act - Manufacturer	397	42,229
Walsh Healy Act - Dealer	248	26,646
Service Contract Act	2,506	404,038
Davis Bacon Act	901	224,247
Not Subject to Above Acts	3,671	546,607
PRODUCT OR SERVICE		
Supplies & Equipment	125	16,110
ADP Equipment, Purchase and Lease	674	28,358
Research & Development	713	109,946
Construction	50	4,429
Architect & Engineering	882	235,790
Real Property, Purchase & Lease, or Maintenance	4	59
ADP Services (includes Installation & Maintenance)	829	90,727
Other Services	4,446	758,348

FEDERAL PROCUREMENT DATA SYSTEM
EQUAL EMPLOYMENT OPPORTUNITY COMMISSION
Actions Reported in Summary on SF281
Fiscal Year 1992 Through Fourth Quarter

PART I - PRIME CONTRACTS							
	PROCUREMENT METHODS	Number of Actions (a)	NET DOLLAR AMOUNTS (000)				Total Dollars (f)
			Small Business Concerns (b)	Large Business Concerns (c)	Domestic Outside U.S./ Foreign (d)	Other Entities (e)	
NEW AWARDS AND MODIFICATIONS	1. Tariff or Regulated Acquisitions	0					0
	2. Contracts for Foreign Government or International Organization	0					0
	3. Small Purchases	5,459	2,755	968	0	0	3,723
	4. Delivery Orders - GSA Schedules Only	757	297	1,324	0	0	1,621
	5. Delivery Orders- Other Federal Schedules	7	0	32	0	0	32
	6. Delivery Orders - All Other	0	0	0	0	0	0
	7. Other Procurement Methods	0	0	0	0	0	0
	8. TOTAL NEW AWARDS AND MODIFICATIONS	6,223	3,052	2,324	0	0	5,376
COMPETITION	9. Competed	1,100	1,129	1,722	0	0	2,851
	10. Not Competed	229	611	273	0	0	884
	11. Not Available for Competition	4,894	1,312	329	0	0	1,641
MODIFICATIONS	12. TOTAL MODIFICATIONS (Excluding Line 3)	165					-9

PART II - SELECTED SOCIOECONOMIC STATISTICS (Includes both new awards and modifications)					
PREFERENCE PROGRAMS			TYPE OF CONTRACTOR		
CATEGORY	Number of Actions (a)	Total net Dollars (b)	CATEGORY	Number of Actions (a)	Total net Dollars (b)
13. Small Business - Small Purchase Set-Aside	0	0	18. Small Disadvantaged Business	124	177
14. Small Business Set-Aside	0	0	19. Woman-Owned Small Business	454	303
15. Labor Surplus Area Set-Aside	0	0	20. Sheltered Workshop	0	0
16. Combined Labor Surplus/ Small Business Set-Aside	0	0			
17. 8(a) Awards	0	0			

EQUAL EMPLOYMENT OPPORTUNITY COMMISSION
Actions Reported Individually on SF279
Fiscal Year 1992 Through Fourth Quarter

	Actions	Dollars (000)
TOTAL	506	29,829
CICA APPLICABILITY		
Pre-CICA	1	-12
CICA Awards	501	29,773
Small Purchases	4	68
Subject to Statute other than CICA	0	0
KIND OF CONTRACT ACTION		
Initial Letter Contract	1	189
Def. Contract Superseding Letter	0	0
New Definitive Contract	157	25,187
Small Purchase Procedure	4	68
Order Under IDC	4	120
Order Under BOA	0	0
Order /Mod Under GSA Schedule	9	449
Order/Mod Under VA or OPM Schedule	0	0
Modifications	331	3,816
Termination for Default	0	0
Termination for Convenience	0	0
SYNOPSIS OF PROCUREMENT PRIOR TO AWARD		
Synopsized Prior to Award	26	3,172
Not Synopsized Due to Urgency	9	430
Not Synopsized for Other Reason	471	26,227

FEDERAL PROCUREMENT DATA SYSTEM
EQUAL EMPLOYMENT OPPORTUNITY COMMISSION
 Actions Reported Individually on SF279
 Fiscal Year 1992 Through Fourth Quarter

	Actions	Dollars (000)
SOLICITATION PROCEDURE		
Full and Open Competition - Sealed Bid	0	0
Full and Open Competition - Comp Proposal	44	4,464
Full and Open Competition - Combination	0	0
Architect Engineer	0	0
Basic Research	0	0
Multiple Award Schedule	11	475
Alternate Source/Reduced Cost	0	0
Alternate Source/Mobilization	0	0
Alternate Source/Eng R & D	0	0
Set-aside	1	205
Other than Full and Open Competition	445	24,629
FULL AND OPEN COMPETITION WITH ONLY ONE BIDDER/OFFERER	17	2,973
AUTHORITY FOR OTHER THAN FULL AND OPEN COMPETITION		
Only One Source	3	297
- Follow-on Contract	0	0
- Utilities (Regulated & Telecommunications)	0	0
Unusual & Compelling Urgency	15	540
Mobilization/Essential R&D	0	0
International Agreement	0	0
Authorized by Statute	427	23,792
Authorized Resale	0	0
National Security	0	0
Public Interest	0	0
EXTENT COMPETED		
Competed	59	5,155
Not Available for Competition	428	24,055
Follow-on to Competed Action	0	0
Not Competed	19	619
TYPE OF CONTRACT		
Fixed Price	488	28,185
Cost Reimbursement	7	1,353
Time and Material	11	291
Labor Hour	0	0
TYPE OF CONTRACTOR		
Small Disadvantaged Business	13	1,902
Other Small Business	28	544
Large Business	42	3,718
Sheltered Workshops	0	0
Educational & Nonprofit	1	219
State & Local Government	422	23,446
Foreign Contractor	0	0
Domestic Contractor Performing Outside US	0	0
WOMAN-OWNED SMALL BUSINESS	11	930
PREFERENCE PROGRAMS		
Directed to Sheltered Workshop	0	0
8 (a) Program	12	1,882
Combined LSA/SB Set-aside	0	0
Small Business Set-aside	0	0
Labor Surplus Area Set-aside	0	0
Tie Bid Preference	0	0
Buy Indian/Self Determination Act	0	0
No Preference Program or Not Listed	494	27,947
SUBJECT TO LABOR STATUTES		
Walsh Healy Act - Manufacturer	9	432
Walsh Healy Act - Dealer	6	953
Service Contract Act	17	1,160
Davis Bacon Act	0	0
Not Subject to Above Acts	474	27,284
PRODUCT OR SERVICE		
Supplies & Equipment	14	878
ADP Equipment, Purchase and Lease	10	1,468
Research & Development	0	0
Construction	0	0
Architect & Engineering	0	0
Real Property, Purchase & Lease, or Maintenance	3	-34
ADP Services (includes Installation & Maintenance)	11	713
Other Services	468	26,804

FEDERAL PROCUREMENT DATA SYSTEM
FEDERAL COMMUNICATIONS COMMISSION
Actions Reported in Summary on SF281
Fiscal Year 1992 Through Fourth Quarter

PART I - PRIME CONTRACTS							
	PROCUREMENT METHODS	Number of Actions (a)	NET DOLLAR AMOUNTS (000)				Total Dollars (f)
			Small Business Concerns (b)	Large Business Concerns (c)	Domestic Outside U.S./ Foreign (d)	Other Entities (e)	
NEW AWARDS AND MODIFICATIONS	1. Tariff or Regulated Acquisitions	1					11
	2. Contracts for Foreign Government or International Organization	0					0
	3. Small Purchases	710	723	161	1	0	885
	4. Delivery Orders - GSA Schedules Only	10	18	47	0	0	65
	5. Delivery Orders - Other Federal Schedules	2	8	0	0	0	8
	6. Delivery Orders - All Other	136	265	292	0	0	557
	7. Other Procurement Methods	322	106	79	0	54	239
	8. TOTAL NEW AWARDS AND MODIFICATIONS	1,181	1,120	579	1	54	1,765
COMPETITION	9. Competed	438	378	155	0	0	532
	10. Not Competed	714	711	409	1	0	1,122
	11. Not Available for Competition	29	31	15	0	54	111
MODIFICATIONS	12. TOTAL MODIFICATIONS (Excluding Line 3)	77					376

PART II - SELECTED SOCIOECONOMIC STATISTICS (Includes both new awards and modifications)					
PREFERENCE PROGRAMS			TYPE OF CONTRACTOR		
CATEGORY	Number of Actions (a)	Total net Dollars (b)	CATEGORY	Number of Actions (a)	Total net Dollars (b)
13. Small Business - Small Purchase Set-Aside	4	5	18. Small Disadvantaged Business	0	0
14. Small Business Set-Aside	2	34	19. Woman-Owned Small Business	4	18
15. Labor Surplus Area Set-Aside	0	0	20. Sheltered Workshop	0	0
16. Combined Labor Surplus/ Small Business Set-Aside	1	0			
17. 8(a) Awards	2	22			

FEDERAL COMMUNICATIONS COMMISSION
Actions Reported Individually on SF279
Fiscal Year 1992 Through Fourth Quarter

	Actions	Dollars (000)
TOTAL	6	834
CICA APPLICABILITY		
Pre-CICA	0	0
CICA Awards	6	834
Small Purchases	0	0
Subject to Statute other than CICA	0	0
KIND OF CONTRACT ACTION		
Initial Letter Contract	0	0
Def. Contract Superseding Letter	0	0
New Definitive Contract	6	834
Small Purchase Procedure	0	0
Order Under IDC	0	0
Order Under BOA	0	0
Order /Mod Under GSA Schedule	0	0
Order/Mod Under VA or OPM Schedule	0	0
Modifications	0	0
Termination for Default	0	0
Termination for Convenience	0	0
SYNOPSIS OF PROCUREMENT PRIOR TO AWARD		
Synopsized Prior to Award	6	834
Not Synopsized Due to Urgency	0	0
Not Synopsized for Other Reason	0	0

FEDERAL PROCUREMENT DATA SYSTEM
FEDERAL COMMUNICATIONS COMMISSION
 Actions Reported Individually on SF279
 Fiscal Year 1992 Through Fourth Quarter

	Actions	Dollars (000)
SOBJECTION PROCEDURE:		
Full and Open Competition - Sealed Bid	0	0
Full and Open Competition - Comp Proposal	6	834
Full and Open Competition - Combination	0	0
Architect/Engineer	0	0
Basic Research	0	0
Multiple Award Schedule	0	0
Alternate Source/Reduced Cost	0	0
Alternate Source/Mobilization	0	0
Alternate Source/Eng R & D	0	0
Set-aside	0	0
Other than Full and Open Competition	0	0
FULL AND OPEN COMPETITION WITH ONLY ONE BIDDER/OFFERER		
AUTHORITY FOR OTHER THAN FULL AND OPEN COMPETITION		
Only One Source	0	0
- Follow-on Contract	0	0
- Utilities (Regulated & Telecommunications)	0	0
Unusual & Compelling Urgency	0	0
Mobilization/Essential R&D	0	0
International Agreement	0	0
Authorized by Statute	0	0
Authorized Resale	0	0
National Security	0	0
Public Interest	0	0
EXTENT COMPETED		
Completed	6	834
Not Available for Competition	0	0
Follow-on to Competed Action	0	0
Not Competed	0	0
TYPE OF CONTRACT		
Fixed Price	6	834
Cost Reimbursement	0	0
Time and Material	0	0
Labor Hour	0	0
TYPE OF CONTRACTOR		
Small Disadvantaged Business	0	0
Other Small Business	4	207
Large Business	2	627
Sheltered Workshops	0	0
Educational & Nonprofit	0	0
State & Local Government	0	0
Foreign Contractor	0	0
Domestic Contractor Performing Outside US	0	0
WOMAN-OWNED SMALL BUSINESS		
PREFERENCE PROGRAMS		
Directed to Sheltered Workshop	0	0
8 (a) Program	0	0
Combined LSA/SB Set-aside	0	0
Small Business Set-aside	1	75
Labor Surplus Area Set-aside	0	0
Tie Bid Preference	0	0
Buy Indian/Self Determination Act	0	0
No Preference Program or Not Listed	5	759
SUBJECT TO LABOR STATUTES		
Walsh Healy Act - Manufacturer	1	65
Walsh Healy Act - Dealer	0	0
Service Contract Act	2	109
Davis Bacon Act	0	0
Not Subject to Above Acts	3	660
PRODUCT OR SERVICE		
Supplies & Equipment	0	0
ADP Equipment, Purchase and Lease	5	800
Research & Development	0	0
Construction	0	0
Architect & Engineering	0	0
Real Property, Purchase & Lease, or Maintenance	0	0
ADP Services (includes Installation & Maintenance)	1	34
Other Services	0	0

FEDERAL PROCUREMENT DATA SYSTEM
FEDERAL ELECTION COMMISSION
Actions Reported in Summary on SF281
Fiscal Year 1992 Through Fourth Quarter

PART I - PRIME CONTRACTS							
	PROCUREMENT METHODS	Number of Actions (a)	NET DOLLAR AMOUNTS (000)				Total Dollars (f)
			Small Business Concerns (b)	Large Business Concerns (c)	Domestic Outside U.S./ Foreign (d)	Other Entities (e)	
NEW AWARDS AND MODIFICATIONS	1. Tariff or Regulated Acquisitions	51					111
	2. Contracts for Foreign Government or International Organization	0					0
	3. Small Purchases	1,229	336	462	0	16	814
	4. Delivery Orders - GSA Schedules Only	338	8	345	0	2	355
	5. Delivery Orders - Other Federal Schedules	1	0	25	0	0	25
	6. Delivery Orders - All Other	13	24	12	0	2	38
	7. Other Procurement Methods	13	34	264	0	0	298
	8. TOTAL NEW AWARDS AND MODIFICATIONS	1,645	402	1,108	0	20	1,641
COMPETITION	9. Competed	394	151	724	0	0	875
	10. Not Competed	51	0	0	0	0	112
	11. Not Available for Competition	1,200	251	384	0	20	654
MODIFICATIONS	12. TOTAL MODIFICATIONS (Excluding Line 3)	0					0

PART II - SELECTED SOCIOECONOMIC STATISTICS (Includes both new awards and modifications)					
CATEGORY	PREFERENCE PROGRAMS		TYPE OF CONTRACTOR		
	Number of Actions (a)	Total net Dollars (b)	CATEGORY	Number of Actions (a)	Total net Dollars (b)
13. Small Business - Small Purchase Set-Aside	0	0	18. Small Disadvantaged Business	0	0
14. Small Business Set-Aside	0	0	19. Woman-Owned Small Business	136	66
15. Labor Surplus Area Set-Aside	0	0	20. Sheltered Workshop	32	5
16. Combined Labor Surplus/ Small Business Set-Aside	0	0			
17. 8(a) Awards	0	0			

FEDERAL ELECTION COMMISSION
Actions Reported Individually on SF279
Fiscal Year 1992 Through Fourth Quarter

	Actions	Dollars (000)
TOTAL	13	632
CICA APPLICABILITY		
Pre-CICA	0	0
CICA Awards	13	632
Small Purchases	0	0
Subject to Statute other than CICA	0	0
KIND OF CONTRACT ACTION		
Initial Letter Contract	0	0
Def. Contract Superseding Letter	0	0
New Definitive Contract	2	155
Small Purchase Procedure	0	0
Order Under IDC	11	477
Order Under BOA	0	0
Order /Mod Under GSA Schedule	0	0
Order/Mod Under VA or OPM Schedule	0	0
Modifications	0	0
Termination for Default	0	0
Termination for Convenience	0	0
SYNOPSIS OF PROCUREMENT PRIOR TO AWARD		
Synopsized Prior to Award	13	632
Not Synopsized Due to Urgency	0	0
Not Synopsized for Other Reason	0	0

FEDERAL PROCUREMENT DATA SYSTEM
FEDERAL ELECTION COMMISSION
Actions Reported Individually on SF279
Fiscal Year 1992 Through Fourth Quarter

	Actions	Dollars (000)
SOLICITATION PROCEDURE		
Full and Open Competition - Sealed Bid	0	0
Full and Open Competition - Comp Proposal	13	632
Full and Open Competition - Combination	0	0
Architect Engineer	0	0
Basic Research	0	0
Multiple Award Schedule	0	0
Alternate Source/Reduced Cost	0	0
Alternate Source/Mobilization	0	0
Alternate Source/Eng R & D	0	0
Set-aside	0	0
Other than Full and Open Competition	0	0
FULL AND OPEN COMPETITION WITH ONLY ONE BIDDER/OFFERER		
AUTHORITY FOR OTHER THAN FULL AND OPEN COMPETITION		
Only One Source	0	0
- Follow-on Contract	0	0
- Utilities (Regulated & Telecommunications)	0	0
Unusual & Compelling Urgency	0	0
Mobilization/Essential R&D	0	0
International Agreement	0	0
Authorized by Statute	0	0
Authorized Resale	0	0
National Security	0	0
Public Interest	0	0
EXTENT COMPLETED		
Completed	13	632
Not Available for Competition	0	0
Follow-on to Completed Action	0	0
Not Completed	0	0
TYPE OF CONTRACT		
Fixed Price	13	632
Cost Reimbursement	0	0
Time and Material	0	0
Labor Hour	0	0
TYPE OF CONTRACTOR		
Small Disadvantaged Business	0	0
Other Small Business	2	155
Large Business	11	477
Sheltered Workshops	0	0
Educational & Nonprofit	0	0
State & Local Government	0	0
Foreign Contractor	0	0
Domestic Contractor Performing Outside US	0	0
WOMAN-OWNED SMALL BUSINESS		
PREFERENCE PROGRAMS		
Directed to Sheltered Workshop	0	0
8 (a) Program	0	0
Combined LSA/SB Set-aside	0	0
Small Business Set-aside	0	0
Labor Surplus Area Set-aside	0	0
Tie Bid Preference	0	0
Buy Indian/Self Determination Act	0	0
No Preference Program or Not Listed	13	632
SUBJECT TO LABOR STATUTES		
Walsh Healy Act - Manufacturer	0	0
Walsh Healy Act - Dealer	0	0
Service Contract Act	0	0
Davis Bacon Act	0	0
Not Subject to Above Acts	13	632
PRODUCT OR SERVICE		
Supplies & Equipment	0	0
ADP Equipment, Purchase and Lease	0	0
Research & Development	0	0
Construction	0	0
Architect & Engineering	0	0
Real Property, Purchase & Lease, or Maintenance	0	0
ADP Services (includes Installation & Maintenance)	11	477
Other Services	2	155

FEDERAL PROCUREMENT DATA SYSTEM
FEDERAL EMERGENCY MANAGEMENT AGENCY
 Actions Reported in Summary on SF281
 Fiscal Year 1992 Through Fourth Quarter

PART I - PRIME CONTRACTS							
	PROCUREMENT METHODS	Number of Actions (a)	NET DOLLAR AMOUNTS (000)				Total Dollars (f)
			Small Business Concerns (b)	Large Business Concerns (c)	Domestic Outside U.S./ Foreign (d)	Other Entities (e)	
NEW AWARDS AND MODIFICATIONS	1. Tariff or Regulated Acquisitions	14					5
	2. Contracts for Foreign Government or International Organization	1					0
	3. Small Purchases	5,011	10,039	1	0	2,177	12,217
	4. Delivery Orders - GSA Schedules Only	963	2,978	0	0	357	3,335
	5. Delivery Orders - Other Federal Schedules	44	156	0	0	2	158
	6. Delivery Orders - All Other	3	34	0	0	0	34
	7. Other Procurement Methods	486	1,721	0	0	247	1,968
	8. TOTAL NEW AWARDS AND MODIFICATIONS	6,522	14,928	1	0	2,783	17,717
COMPETITION	9. Competed	3,524	11,649	0	0	0	11,649
	10. Not Competed	420	29	0	0	2,767	2,796
	11. Not Available for Competition	2,578	3,250	1	0	16	3,272
MODIFICATIONS	12. TOTAL MODIFICATIONS (Excluding Line 3)	354					707

PART II - SELECTED SOCIOECONOMIC STATISTICS (Includes both new awards and modifications)					
PREFERENCE PROGRAMS			TYPE OF CONTRACTOR		
CATEGORY	Number of Actions (a)	Total net Dollars (b)	CATEGORY	Number of Actions (a)	Total net Dollars (b)
13. Small Business - Small Purchase Set-Aside	2,488	5,307	18. Small Disadvantaged Business	33	222
14. Small Business Set-Aside	398	1,811	19. Woman-Owned Small Business	157	389
15. Labor Surplus Area Set-Aside	12	16	20. Sheltered Workshop	0	0
16. Combined Labor Surplus/ Small Business Set-Aside	44	78			
17. 8(a) Awards	19	175			

FEDERAL EMERGENCY MANAGEMENT AGENCY
 Actions Reported Individually on SF279
 Fiscal Year 1992 Through Fourth Quarter

	Actions	Dollars (000)
TOTAL	922	199,887
CICA APPLICABILITY		
Pre-CICA	10	192
CICA Awards	912	199,695
Small Purchases	0	0
Subject to Statute other than CICA	0	0
KIND OF CONTRACT ACTION		
Initial Letter Contract	0	0
Def. Contract Superseding Letter	0	0
New Definitive Contract	135	71,258
Small Purchase Procedure	0	0
Order Under IDC	364	24,093
Order Under BOA	0	0
Order/Mod Under GSA Schedule	48	2,263
Order/Mod Under VA or OPM Schedule	0	0
Modifications	375	102,273
Termination for Default	0	0
Termination for Convenience	0	0
SYNOPSIS OF PROCUREMENT PRIOR TO AWARD		
Synopsized Prior to Award	560	110,589
Not Synopsized Due to Urgency	18	17,571
Not Synopsized for Other Reason	344	71,727

FEDERAL PROCUREMENT DATA SYSTEM
FEDERAL EMERGENCY MANAGEMENT AGENCY
 Actions Reported Individually on SF279
 Fiscal Year 1992 Through Fourth Quarter

	Actions	Dollars (000)
SELECTION PROCEDURE		
Full and Open Competition - Sealed Bid	79	8,276
Full and Open Competition - Comp Proposal	280	38,028
Full and Open Competition - Combination	2	19,800
Architect Engineer	109	33,159
Basic Research	0	0
Multiple Award Schedule	43	2,016
Alternate Source/Reduced Cost	0	0
Alternate Source/Mobilization	0	0
Alternate Source/Eng R & D	0	0
Set-aside	51	9,903
Other than Full and Open Competition	348	88,513
FULL AND OPEN COMPETITION WITH ONLY ONE BIDDER/OFFERER	95	15,267
AUTHORITY FOR OTHER THAN FULL AND OPEN COMPETITION		
Only One Source	97	14,723
- Follow-on Contract	19	1,324
- Utilities (Regulated & Telecommunications)	32	2,219
Unusual & Compelling Urgency	20	17,661
Mobilization/Essential R&D	0	0
International Agreement	0	0
Authorized by Statute	174	33,054
Authorized Resale	0	0
National Security	57	23,075
Public Interest	0	0
EXTENT COMPETED		
Competed	628	144,367
Not Available for Competition	206	36,390
Follow-on to Competed Action	0	0
Not Competed	86	19,130
TYPE OF CONTRACT		
Fixed Price	472	64,961
Cost Reimbursement	331	128,583
Time and Material	55	1,233
Labor Hour	64	5,110
TYPE OF CONTRACTOR		
Small Disadvantaged Business	193	32,744
Other Small Business	330	40,480
Large Business	370	124,348
Sheltered Workshops	0	0
Educational & Nonprofit	21	2,371
State & Local Government	8	-54
Foreign Contractor	0	0
Domestic Contractor Performing Outside US	0	0
WOMAN-OWNED SMALL BUSINESS	97	11,468
PREFERENCE PROGRAMS		
Directed to Sheltered Workshop	0	0
8 (a) Program	165	31,667
Combined LSA/SB Set-aside	6	1,472
Small Business Set-aside	162	19,085
Labor Surplus Area Set-aside	2	285
Tie Bid Preference	0	0
Buy Indian/Self Determination Act	0	0
No Preference Program or Not Listed	587	147,378
SUBJECT TO LABOR STATUTES		
Walsh Healy Act - Manufacturer	86	21,405
Walsh Healy Act - Dealer	29	6,203
Service Contract Act	243	52,920
Davis Bacon Act	62	8,811
Not Subject to Above Acts	502	110,548
PRODUCT OR SERVICE		
Supplies & Equipment	65	19,278
ADP Equipment, Purchase and Lease	88	14,960
Research & Development	0	0
Construction	72	9,967
Architect & Engineering	185	39,401
Real Property, Purchase & Lease, or Maintenance	0	0
ADP Services (includes Installation & Maintenance)	79	27,252
Other Services	433	89,029

FEDERAL PROCUREMENT DATA SYSTEM
FEDERAL ENERGY REGULATORY COMMISSION
Actions Reported in Summary on SF281
Fiscal Year 1992 Through Fourth Quarter

PART I - PRIME CONTRACTS							
	PROCUREMENT METHODS	Number of Actions (a)	NET DOLLAR AMOUNTS (000)				Total Dollars (f)
			Small Business Concerns (b)	Large Business Concerns (c)	Domestic Outside U.S./ Foreign (d)	Other Entities (e)	
NEW AWARDS AND MODIFICATIONS	1. Tariff or Regulated Acquisitions	0					0
	2. Contracts for Foreign Government or International Organization	0					0
	3. Small Purchases	218	274	111	0	0	385
	4. Delivery Orders - GSA Schedules Only	85	617	224	0	0	841
	5. Delivery Orders - Other Federal Schedules	0	0	0	0	0	0
	6. Delivery Orders - All Other	2	0	31	0	0	31
	7. Other Procurement Methods	0	0	0	0	0	0
	8. TOTAL NEW AWARDS AND MODIFICATIONS	305	891	366	0	0	1,257
COMPETITION	9. Competed	157	701	202	0	0	903
	10. Not Competed	78	81	89	0	0	170
	11. Not Available for Competition	70	109	75	0	0	184
MODIFICATIONS	12. TOTAL MODIFICATIONS (Excluding Line 3)	17					58

PART II - SELECTED SOCIOECONOMIC STATISTICS (Includes both new awards and modifications)					
PREFERENCE PROGRAMS			TYPE OF CONTRACTOR		
CATEGORY	Number of Actions (a)	Total net Dollars (b)	CATEGORY	Number of Actions (a)	Total net Dollars (b)
13. Small Business - Small Purchase Set-Aside	89	244	18. Small Disadvantaged Business	28	32
14. Small Business Set-Aside	41	54	19. Woman-Owned Small Business	6	55
15. Labor Surplus Area Set-Aside	0	0	20. Sheltered Workshop	0	0
16. Combined Labor Surplus/ Small Business Set-Aside	0	0			
17. 8(a) Awards	0	0			

FEDERAL ENERGY REGULATORY COMMISSION
Actions Reported Individually on SF279
Fiscal Year 1992 Through Fourth Quarter

	Actions	Dollars (000)
TOTAL	22	8,742
CICA APPLICABILITY		
Pre-CICA	0	0
CICA Awards	22	8,742
Small Purchases	0	0
Subject to Statute other than CICA	0	0
KIND OF CONTRACT ACTION		
Initial Letter Contract	1	1,250
Def. Contract Superseding Letter	0	0
New Definitive Contract	3	568
Small Purchase Procedure	0	0
Order Under IDC	0	0
Order Under BOA	0	0
Order /Mod Under GSA Schedule	0	0
Order/Mod Under VA or OPM Schedule	0	0
Modifications	18	6,924
Termination for Default	0	0
Termination for Convenience	0	0
SYNOPSIS OF PROCUREMENT PRIOR TO AWARD		
Synopsized Prior to Award	5	1,901
Not Synopsized Due to Urgency	0	0
Not Synopsized for Other Reason	17	6,841

FEDERAL PROCUREMENT DATA SYSTEM
FEDERAL ENERGY REGULATORY COMMISSION
Actions Reported Individually on SF279
Fiscal Year 1992 Through Fourth Quarter

	Actions	Dollars (000)
SELECTION PROCEDURE		
Full and Open Competition - Sealed Bid	1	166
Full and Open Competition - Comp Proposal	17	7,227
Full and Open Competition - Combination	0	0
Architect Engineer	0	0
Basic Research	0	0
Multiple Award Schedule	0	0
Alternate Source/Reduced Cost	0	0
Alternate Source/Mobilization	0	0
Alternate Source/Eng R & D	0	0
Set-aside	0	0
Other than Full and Open Competition	4	1,349
Other than Full and Open Competition	0	0
FULL AND OPEN COMPETITION WITH ONLY ONE BIDDER/OFFERER		
AUTHORITY FOR OTHER THAN FULL AND OPEN COMPETITION		
Only One Source	3	99
- Follow-on Contract	1	11
- Utilities (Regulated & Telecommunications)	0	0
Unusual & Compelling Urgency	0	0
Mobilization/Essential R&D	0	0
International Agreement	0	0
Authorized by Statute	1	1,250
Authorized Resale	0	0
National Security	0	0
Public Interest	0	0
EXTENT COMPETED		
Competed	18	7,393
Not Available for Competition	1	1,250
Follow-on to Competed Action	1	11
Not Competed	2	88
TYPE OF CONTRACT		
Fixed Price	6	1,465
Cost Reimbursement	16	7,277
Time and Material	0	0
Labor Hour	0	0
TYPE OF CONTRACTOR		
Small Disadvantaged Business	2	1,416
Other Small Business	3	38
Large Business	17	7,288
Sheltered Workshops	0	0
Educational & Nonprofit	0	0
State & Local Government	0	0
Foreign Contractor	0	0
Domestic Contractor Performing Outside US	0	0
Woman-Owned Small Business	1	-50
PREFERENCE PROGRAMS		
Directed to Sheltered Workshop	0	0
8 (a) Program	1	1,250
Combined LSA/SB Set-aside	0	0
Small Business Set-aside	1	-50
Labor Surplus Area Set-aside	0	0
Tie Bid Preference	0	0
Buy Indian/Self Determination Act	0	0
No Preference Program or Not Listed	20	7,542
SUBJECT TO LABOR STATUTES		
Walsh Healy Act - Manufacturer	1	5
Walsh Healy Act - Dealer	1	166
Service Contract Act	3	732
Davis Bacon Act	0	0
Not Subject to Above Acts	17	7,839
PRODUCT OR SERVICE		
Supplies & Equipment	0	0
ADP Equipment, Purchase and Lease	3	1,421
Research & Development	0	0
Construction	0	0
Architect & Engineering	0	0
Real Property, Purchase & Lease, or Maintenance	1	83
ADP Services (includes Installation & Maintenance)	2	782
Other Services	16	6,456

FEDERAL PROCUREMENT DATA SYSTEM
FEDERAL LABOR RELATIONS AUTHORITY
Actions Reported in Summary on SF281
Fiscal Year 1992 Through Fourth Quarter

PART I - PRIME CONTRACTS							
	PROCUREMENT METHODS	Number of Actions (a)	NET DOLLAR AMOUNTS (000)				Total Dollars (f)
			Small Business Concerns (b)	Large Business Concerns (c)	Domestic Outside U.S./ Foreign (d)	Other Entities (e)	
NEW AWARDS AND MODIFICATIONS	1. Tariff or Regulated Acquisitions	0					0
	2. Contracts for Foreign Government or International Organization	0					0
	3. Small Purchases	780	618	235	0	0	853
	4. Delivery Orders - GSA Schedules Only	788	282	143	0	0	425
	5. Delivery Orders - Other Federal Schedules	17	68	7	0	0	75
	6. Delivery Orders - All Other	0	0	0	0	0	0
	7. Other Procurement Methods	23	114	46	0	0	160
	8. TOTAL NEW AWARDS AND MODIFICATIONS	1,608	1,082	431	0	0	1,513
COMPETITION	9. Competed	777	308	140	0	0	449
	10. Not Competed	221	99	74	0	0	173
	11. Not Available for Competition	610	674	217	0	0	891
MODIFICATIONS	12. TOTAL MODIFICATIONS (Excluding Line 3)	0					0

PART II - SELECTED SOCIOECONOMIC STATISTICS (Includes both new awards and modifications)					
PREFERENCE PROGRAMS			TYPE OF CONTRACTOR		
CATEGORY	Number of Actions (a)	Total net Dollars (b)	CATEGORY	Number of Actions (a)	Total net Dollars (b)
13. Small Business - Small Purchase Set-Aside	0	0	18. Small Disadvantaged Business	2	15
14. Small Business Set-Aside	0	0	19. Woman-Owned Small Business	4	10
15. Labor Surplus Area Set-Aside	0	0	20. Sheltered Workshop	0	0
16. Combined Labor Surplus/ Small Business Set-Aside	0	0			
17. 8(a) Awards	0	0			

FEDERAL LABOR RELATIONS AUTHORITY
Actions Reported Individually on SF279
Fiscal Year 1992 Through Fourth Quarter

	Actions	Dollars (000)
TOTAL	1	49
CICA APPLICABILITY		
Pre-CICA	0	0
CICA Awards	1	49
Small Purchases	0	0
Subject to Statute other than CICA	0	0
KIND OF CONTRACT ACTION		
Initial Letter Contract	0	0
Def. Contract Superseding Letter	0	0
New Definitive Contract	0	0
Small Purchase Procedure	0	0
Order Under IDC	0	0
Order Under BOA	0	0
Order /Mod Under GSA Schedule	1	49
Order/Mod Under VA or OPM Schedule	0	0
Modifications	0	0
Termination for Default	0	0
Termination for Convenience	0	0
SYNOPSIS OF PROCUREMENT PRIOR TO AWARD		
Synopsized Prior to Award	1	49
Not Synopsized Due to Urgency	0	0
Not Synopsized for Other Reason	0	0

FEDERAL PROCUREMENT DATA SYSTEM
FEDERAL LABOR RELATIONS AUTHORITY
 Actions Reported Individually on SF279
 Fiscal Year 1992 Through Fourth Quarter

	Actions	Dollars (000)
SELECTION PROCEDURE		
Full and Open Competition - Sealed Bid	0	0
Full and Open Competition - Comp Proposal	0	0
Full and Open Competition - Combination	0	0
Architect Engineer	0	0
Basic Research	0	0
Multiple Award Schedule	1	49
Alternate Source/Reduced Cost	0	0
Alternate Source/Mobilization	0	0
Alternate Source/Eng R & D	0	0
Set-aside	0	0
Other than Full and Open Competition	0	0
FULL AND OPEN COMPETITION WITH ONLY ONE BIDDER/OFFERER		
AUTHORITY FOR OTHER THAN FULL AND OPEN COMPETITION		
Only One Source	0	0
- Follow-on Contract	0	0
- Utilities (Regulated & Telecommunications)	0	0
Unusual & Compelling Urgency	0	0
Mobilization/Essential R&D	0	0
International Agreement	0	0
Authorized by Statute	0	0
Authorized Resale	0	0
National Security	0	0
Public Interest	0	0
EXTENT COMPETED		
Competed	1	49
Not Available for Competition	0	0
Follow-on to Competed Action	0	0
Not Competed	0	0
TYPE OF CONTRACT		
Fixed Price	1	49
Cost Reimbursement	0	0
Time and Material	0	0
Labor Hour	0	0
TYPE OF CONTRACTOR		
Small Disadvantaged Business	0	0
Other Small Business	0	0
Large Business	1	49
Sheltered Workshops	0	0
Educational & Nonprofit	0	0
State & Local Government	0	0
Foreign Contractor	0	0
Domestic Contractor Performing Outside US	0	0
WOMAN-OWNED SMALL BUSINESS		
PREFERENCE PROGRAMS		
Directed to Sheltered Workshop	0	0
8 (a) Program	0	0
Combined LSA/SB Set-aside	0	0
Small Business Set-aside	0	0
Labor Surplus Area Set-aside	0	0
Tie Bid Preference	0	0
Buy Indian/Self Determination Act	0	0
No Preference Program or Not Listed	1	49
SUBJECT TO LABOR STATUTES		
Walsh Healy Act - Manufacturer	0	0
Walsh Healy Act - Dealer	1	49
Service Contract Act	0	0
Davis Bacon Act	0	0
Not Subject to Above Acts	0	0
PRODUCT OR SERVICE		
Supplies & Equipment	0	0
ADP Equipment, Purchase and Lease	1	49
Research & Development	0	0
Construction	0	0
Architect & Engineering	0	0
Real Property, Purchase & Lease, or Maintenance	0	0
ADP Services (includes Installation & Maintenance)	0	0
Other Services	0	0

FEDERAL PROCUREMENT DATA SYSTEM
FEDERAL MARITIME COMMISSION
Actions Reported in Summary on SF281
Fiscal Year 1992 Through Fourth Quarter

PART I - PRIME CONTRACTS							
	PROCUREMENT METHODS	Number of Actions (a)	NET DOLLAR AMOUNTS (000)				Total Dollars (f)
			Small Business Concerns (b)	Large Business Concerns (c)	Domestic Outside U.S./ Foreign (d)	Other Entities (e)	
NEW AWARDS AND MODIFICATIONS	1. Tariff or Regulated Acquisitions	0					0
	2. Contracts for Foreign Government or International Organization	0					0
	3. Small Purchases	226	175	167	0	0	342
	4. Delivery Orders - GSA Schedules Only	121	65	83	0	0	148
	5. Delivery Orders - Other Federal Schedules	0	0	0	0	0	0
	6. Delivery Orders - All Other	0	0	0	0	0	0
	7. Other Procurement Methods	0	0	0	0	0	0
	8. TOTAL NEW AWARDS AND MODIFICATIONS	347	240	250	0	0	490
COMPETITION	9. Competed	121	136	123	0	0	259
	10. Not Competed	69	44	74	0	0	118
	11. Not Available for Competition	157	60	53	0	0	113
MODIFICATIONS	12. TOTAL MODIFICATIONS (Excluding Line 3)	27					22

PART II - SELECTED SOCIOECONOMIC STATISTICS (Includes both new awards and modifications)					
PREFERENCE PROGRAMS			TYPE OF CONTRACTOR		
CATEGORY	Number of Actions (a)	Total net Dollars (b)	CATEGORY	Number of Actions (a)	Total net Dollars (b)
13. Small Business - Small Purchase Set-Aside	154	174	18. Small Disadvantaged Business	3	1
14. Small Business Set-Aside	0	0	19. Woman-Owned Small Business	17	16
15. Labor Surplus Area Set-Aside	0	0	20. Sheltered Workshop	0	0
16. Combined Labor Surplus/ Small Business Set-Aside	0	0			
17. 8(a) Awards	0	0			

FEDERAL MARITIME COMMISSION
Actions Reported Individually on SF279
Fiscal Year 1992 Through Fourth Quarter

	Actions	Dollars (000)
TOTAL	3	468
CICA APPLICABILITY		
Pre-CICA	0	0
CICA Awards	3	468
Small Purchases	0	0
Subject to Statute other than CICA	0	0
KIND OF CONTRACT ACTION		
Initial Letter Contract	1	322
Def. Contract Superseding Letter	0	0
New Definitive Contract	1	120
Small Purchase Procedure	0	0
Order Under IDC	0	0
Order Under BOA	0	0
Order /Mod Under GSA Schedule	1	26
Order/Mod Under VA or OPM Schedule	0	0
Modifications	0	0
Termination for Default	0	0
Termination for Convenience	0	0
SYNOPSIS OF PROCUREMENT PRIOR TO AWARD		
Synopsized Prior to Award	1	322
Not Synopsized Due to Urgency	1	120
Not Synopsized for Other Reason	1	26

FEDERAL PROCUREMENT DATA SYSTEM
FEDERAL MARITIME COMMISSION
 Actions Reported Individually on SF279
 Fiscal Year 1992 Through Fourth Quarter

	Actions	Dollars (000)
SOLICITATION PROCEDURE		
Full and Open Competition - Sealed Bid	1	322
Full and Open Competition - Comp Proposal	0	0
Full and Open Competition - Combination	0	0
Architect Engineer	0	0
Basic Research	0	0
Multiple Award Schedule	1	26
Alternate Source/Reduced Cost	0	0
Alternate Source/Mobilization	0	0
Alternate Source/Eng R & D	0	0
Set-aside	0	0
Other than Full and Open Competition	1	120
FULL AND OPEN COMPETITION WITH ONLY ONE BIDDER/OFFERER		
AUTHORITY FOR OTHER THAN FULL AND OPEN COMPETITION		
Only One Source	0	0
- Follow-on Contract	0	0
- Utilities (Regulated & Telecommunications)	0	0
Unusual & Compelling Urgency	1	120
Mobilization/Essential R&D	0	0
International Agreement	0	0
Authorized by Statute	0	0
Authorized Resale	0	0
National Security	0	0
Public Interest	0	0
EXTENT COMPETED		
Competed	2	348
Not Available for Competition	1	120
Follow-on to Competed Action	0	0
Not Competed	0	0
TYPE OF CONTRACT		
Fixed Price	2	146
Cost Reimbursement	1	322
Time and Material	0	0
Labor Hour	0	0
TYPE OF CONTRACTOR		
Small Disadvantaged Business	0	0
Other Small Business	0	0
Large Business	3	468
Sheltered Workshops	0	0
Educational & Nonprofit	0	0
State & Local Government	0	0
Foreign Contractor	0	0
Domestic Contractor Performing Outside US	0	0
WOMAN-OWNED SMALL BUSINESS		
PREFERENCE PROGRAMS		
Directed to Sheltered Workshop	0	0
8 (a) Program	0	0
Combined LSA/SB Set-aside	0	0
Small Business Set-aside	0	0
Labor Surplus Area Set-aside	0	0
Tie Bid Preference	0	0
Buy Indian/Self Determination Act	0	0
No Preference Program or Not Listed	3	468
SUBJECT TO LABOR STATUTES		
Walsh Healy Act - Manufacturer	1	322
Walsh Healy Act - Dealer	0	0
Service Contract Act	2	146
Davis Bacon Act	0	0
Not Subject to Above Acts	0	0
PRODUCT OR SERVICE		
Supplies & Equipment	0	0
ADP Equipment, Purchase and Lease	0	0
Research & Development	0	0
Construction	0	0
Architect & Engineering	0	0
Real Property, Purchase & Lease, or Maintenance	0	0
ADP Services (includes Installation & Maintenance)	1	322
Other Services	2	146

FEDERAL PROCUREMENT DATA SYSTEM
FEDERAL MEDIATION AND CONCILIATION SERVICE
Actions Reported in Summary on SF281
Fiscal Year 1992 Through Fourth Quarter

PART I - PRIME CONTRACTS							
PROCUREMENT METHODS	Number of Actions (a)	NET DOLLAR AMOUNTS (000)					
		Small Business Concerns (b)	Large Business Concerns (c)	Domestic Outside U.S./ Foreign (d)	Other Entities (e)	Total Dollars (f)	
1. Tariff or Regulated Acquisitions	0					0	
2. Contracts for Foreign Government or International Organization	0					0	
3. Small Purchases	631	253	465	0	0	718	
4. Delivery Orders - GSA Schedules Only	26	0	210	0	0	210	
5. Delivery Orders- Other Federal Schedules	118	0	241	0	0	241	
6. Delivery Orders - All Other	282	173	181	0	0	354	
7. Other Procurement Methods	0	0	0	0	0	0	
8. TOTAL NEW AWARDS AND MODIFICATIONS	1,057	426	1,087	0	0	1,523	
COMPETITION	9. Competed	912	391	922	0	0	1,313
	10. Not Competed	0	0	0	0	0	0
	11. Not Available for Competition	145	35	175	0	0	210
MODIFICATIONS	12. TOTAL MODIFICATIONS (Excluding Line 3)	42				40	

PART II - SELECTED SOCIOECONOMIC STATISTICS (Includes both new awards and modifications)					
PREFERENCE PROGRAMS			TYPE OF CONTRACTOR		
CATEGORY	Number of Actions (a)	Total net Dollars (b)	CATEGORY	Number of Actions (a)	Total net Dollars (b)
13. Small Business - Small Purchase Set-Aside	0	0	18. Small Disadvantaged Business	0	0
14. Small Business Set-Aside	0	0	19. Woman-Owned Small Business	0	0
15. Labor Surplus Area Set-Aside	0	0	20. Sheltered Workshop	0	0
16. Combined Labor Surplus/ Small Business Set-Aside	0	0			
17. 8(a) Awards	0	0			

FEDERAL MEDIATION AND CONCILIATION SERVICE
Actions Reported Individually on SF279
Fiscal Year 1992 Through Fourth Quarter

	Actions	Dollars (000)
TOTAL	0	0
CICA APPLICABILITY		
Pre-CICA	0	0
CICA Awards	0	0
Small Purchases	0	0
Subject to Statute other than CICA	0	0
KIND OF CONTRACT ACTION		
Initial Letter Contract	0	0
Def. Contract Superseding Letter	0	0
New Definitive Contract	0	0
Small Purchase Procedure	0	0
Order Under IDC	0	0
Order Under BOA	0	0
Order /Mod Under GSA Schedule	0	0
Order/Mod Under VA or OPM Schedule	0	0
Modifications	0	0
Termination for Default	0	0
Termination for Convenience	0	0
SYNOPSIS OF PROCUREMENT PRIOR TO AWARD		
Synopsized Prior to Award	0	0
Not Synopsized Due to Urgency	0	0
Not Synopsized for Other Reason	0	0

FEDERAL PROCUREMENT DATA SYSTEM
FEDERAL MEDIATION AND CONCILIATION SERVICE
 Actions Reported Individually on SF279
 Fiscal Year 1992 Through Fourth Quarter

	Actions	Dollars (000)
SELECTION PROCEDURE:		
Full and Open Competition - Sealed Bid	0	0
Full and Open Competition - Comp Proposal	0	0
Full and Open Competition - Combination	0	0
Architect Engineer	0	0
Basic Research	0	0
Multiple Award Schedule	0	0
Alternate Source/Reduced Cost	0	0
Alternate Source/Mobilization	0	0
Alternate Source/Eng R & D	0	0
Set-aside	0	0
Other than Full and Open Competition	0	0
FULL AND OPEN COMPETITION WITH ONLY ONE BIDDER/OFFERER		
AUTHORITY FOR OTHER THAN FULL AND OPEN COMPETITION		
Only One Source	0	0
- Follow-on Contract	0	0
- Utilities (Regulated & Telecommunications)	0	0
Unusual & Compelling Urgency	0	0
Mobilization/Essential R&D	0	0
International Agreement	0	0
Authorized by Statute	0	0
Authorized Resale	0	0
National Security	0	0
Public Interest	0	0
EXTENT COMPETED		
Competed	0	0
Not Available for Competition	0	0
Follow-on to Competed Action	0	0
Not Competed	0	0
TYPE OF CONTRACT		
Fixed Price	0	0
Cost Reimbursement	0	0
Time and Material	0	0
Labor Hour	0	0
TYPE OF CONTRACTOR		
Small Disadvantaged Business	0	0
Other Small Business	0	0
Large Business	0	0
Sheltered Workshops	0	0
Educational & Nonprofit	0	0
State & Local Government	0	0
Foreign Contractor	0	0
Domestic Contractor Performing Outside US	0	0
WOMAN-OWNED SMALL BUSINESS		
PREFERENCE PROGRAMS		
Directed to Sheltered Workshop	0	0
8 (a) Program	0	0
Combined LSA/SB Set-aside	0	0
Small Business Set-aside	0	0
Labor Surplus Area Set-aside	0	0
Tie Bid Preference	0	0
Buy Indian/Self Determination Act	0	0
No Preference Program or Not Listed	0	0
SUBJECT TO LABOR STATUTES		
Walsh Healy Act - Manufacturer	0	0
Walsh Healy Act - Dealer	0	0
Service Contract Act	0	0
Davis Bacon Act	0	0
Not Subject to Above Acts	0	0
PRODUCT OR SERVICE		
Supplies & Equipment	0	0
ADP Equipment, Purchase and Lease	0	0
Research & Development	0	0
Construction	0	0
Architect & Engineering	0	0
Real Property, Purchase & Lease, or Maintenance	0	0
ADP Services (includes Installation & Maintenance)	0	0
Other Services	0	0

FEDERAL PROCUREMENT DATA SYSTEM
FEDERAL MINE SAFETY AND HEALTH REVIEW COMMISSION
Actions Reported in Summary on SF281
Fiscal Year 1992 Through Fourth Quarter

PART I - PRIME CONTRACTS							
	PROCUREMENT METHODS	Number of Actions (a)	NET DOLLAR AMOUNTS (000)				Total Dollars (f)
			Small Business Concerns (b)	Large Business Concerns (c)	Domestic Outside U.S./ Foreign (d)	Other Entities (e)	
NEW AWARDS AND MODIFICATIONS	1. Tariff or Regulated Acquisitions	0					0
	2. Contracts for Foreign Government or International Organization	0					0
	3. Small Purchases	84	97	0	0	0	97
	4. Delivery Orders - GSA Schedules Only	0	0	0	0	0	0
	5. Delivery Orders - Other Federal Schedules	0	0	0	0	0	0
	6. Delivery Orders - All Other	0	0	0	0	0	0
	7. Other Procurement Methods	0	0	0	0	0	0
	8. TOTAL NEW AWARDS AND MODIFICATIONS	84	97	0	0	0	97
COMPETITION	9. Competed	84	97	0	0	0	97
	10. Not Competed	0	0	0	0	0	0
	11. Not Available for Competition	0	0	0	0	0	0
MODIFICATIONS	12. TOTAL MODIFICATIONS (Excluding Line 3)	0					0

PART II - SELECTED SOCIOECONOMIC STATISTICS (Includes both new awards and modifications)					
PREFERENCE PROGRAMS			TYPE OF CONTRACTOR		
CATEGORY	Number of Actions (a)	Total net Dollars (b)	CATEGORY	Number of Actions (a)	Total net Dollars (b)
13. Small Business - Small Purchase Set-Aside	0	0	18. Small Disadvantaged Business	0	0
14. Small Business Set-Aside	0	0	19. Woman-Owned Small Business	0	0
15. Labor Surplus Area Set-Aside	0	0	20. Sheltered Workshop	0	0
16. Combined Labor Surplus/ Small Business Set-Aside	0	0			
17. 8(a) Awards	0	0			

FEDERAL MINE SAFETY AND HEALTH REVIEW COMMISSION
Actions Reported Individually on SF279
Fiscal Year 1992 Through Fourth Quarter

	Actions	Dollars (000)
TOTAL	0	0
CICA APPLICABILITY		
Pre-CICA	0	0
CICA Awards	0	0
Small Purchases	0	0
Subject to Statute other than CICA	0	0
KIND OF CONTRACT ACTION		
Initial Letter Contract	0	0
Def. Contract Superseding Letter	0	0
New Definitive Contract	0	0
Small Purchase Procedure	0	0
Order Under IDC	0	0
Order Under BOA	0	0
Order /Mod Under GSA Schedule	0	0
Order/Mod Under VA or OPM Schedule	0	0
Modifications	0	0
Termination for Default	0	0
Termination for Convenience	0	0
SYNOPSIS OF PROCUREMENT PRIOR TO AWARD		
Synopsized Prior to Award	0	0
Not Synopsized Due to Urgency	0	0
Not Synopsized for Other Reason	0	0

FEDERAL PROCUREMENT DATA SYSTEM
FEDERAL MINE SAFETY AND HEALTH REVIEW COMMISSION
 Actions Reported Individually on SF279
 Fiscal Year 1992 Through Fourth Quarter

	Actions	Dollars (000)
SELECTION PROCEDURE		
Full and Open Competition - Sealed Bid	0	0
Full and Open Competition - Comp Proposal	0	0
Full and Open Competition - Combination	0	0
Architect Engineer	0	0
Basic Research	0	0
Multiple Award Schedule	0	0
Alternate Source/Reduced Cost	0	0
Alternate Source/Mobilization	0	0
Alternate Source/Eng R & D	0	0
Set-aside	0	0
Other than Full and Open Competition	0	0
FULL AND OPEN COMPETITION WITH ONLY ONE BIDDER/OFFERER		
AUTHORITY FOR OTHER THAN FULL AND OPEN COMPETITION		
Only One Source	0	0
- Follow-on Contract	0	0
- Utilities (Regulated & Telecommunications)	0	0
Unusual & Compelling Urgency	0	0
Mobilization/Essential R&D	0	0
International Agreement	0	0
Authorized by Statute	0	0
Authorized Resale	0	0
National Security	0	0
Public Interest	0	0
EXTENT COMPETED		
Competed	0	0
Not Available for Competition	0	0
Follow-on to Competed Action	0	0
Not Competed	0	0
TYPE OF CONTRACT		
Fixed Price	0	0
Cost Reimbursement	0	0
Time and Material	0	0
Labor Hour	0	0
TYPE OF CONTRACTOR		
Small Disadvantaged Business	0	0
Other Small Business	0	0
Large Business	0	0
Sheltered Workshops	0	0
Educational & Nonprofit	0	0
State & Local Government	0	0
Foreign Contractor	0	0
Domestic Contractor Performing Outside US	0	0
WOMAN-OWNED SMALL BUSINESS		
PREFERENCE PROGRAMS		
Directed to Sheltered Workshop	0	0
8 (a) Program	0	0
Combined LSA/SB Set-aside	0	0
Small Business Set-aside	0	0
Labor Surplus Area Set-aside	0	0
Tie Bid Preference	0	0
Buy Indian/Self Determination Act	0	0
No Preference Program or Not Listed	0	0
SUBJECT TO LABOR STATUTES		
Walsh Healy Act - Manufacturer	0	0
Walsh Healy Act - Dealer	0	0
Service Contract Act	0	0
Davis Bacon Act	0	0
Not Subject to Above Acts	0	0
PRODUCT OR SERVICE		
Supplies & Equipment	0	0
ADP Equipment, Purchase and Lease	0	0
Research & Development	0	0
Construction	0	0
Architect & Engineering	0	0
Real Property, Purchase & Lease, or Maintenance	0	0
ADP Services (includes Installation & Maintenance)	0	0
Other Services	0	0

**FEDERAL PROCUREMENT DATA SYSTEM
FEDERAL TRADE COMMISSION
Actions Reported in Summary on SF281
Fiscal Year 1992 Through Fourth Quarter**

PART I - PRIME CONTRACTS							
	PROCUREMENT METHODS	Number of Actions (a)	NET DOLLAR AMOUNTS (000)				Total Dollars (f)
			Small Business Concerns (b)	Large Business Concerns (c)	Domestic Outside U.S./ Foreign (d)	Other Entities (e)	
NEW AWARDS AND MODIFICATIONS	1. Tariff or Regulated Acquisitions	0					0
	2. Contracts for Foreign Government or International Organization	0					0
	3. Small Purchases	1,144	2,103	603	0	63	2,769
	4. Delivery Orders - GSA Schedules Only	178	176	446	0	0	622
	5. Delivery Orders- Other Federal Schedules	84	102	11	0	35	148
	6. Delivery Orders - All Other	65	160	54	0	78	292
	7. Other Procurement Methods	712	100	225	0	6	331
	8. TOTAL NEW AWARDS AND MODIFICATIONS	2,181	2,641	1,339	0	182	4,162
COMPETITION	9. Competed	357	998	637	0	3	1,638
	10. Not Competed	470	1,083	366	0	21	1,470
	11. Not Available for Competition	1,354	560	336	0	158	1,054
MODIFICATIONS	12. TOTAL MODIFICATIONS (Excluding Line 8)	0					0

PART II - SELECTED SOCIOECONOMIC STATISTICS (Includes both new awards and modifications)					
PREFERENCE PROGRAMS			TYPE OF CONTRACTOR		
CATEGORY	Number of Actions (a)	Total net Dollars (b)	CATEGORY	Number of Actions (a)	Total net Dollars (b)
13. Small Business - Small Purchase Set-Aside	0	0	18. Small Disadvantaged Business	4	17
14. Small Business Set-Aside	0	0	19. Woman-Owned Small Business	17	98
15. Labor Surplus Area Set-Aside	0	0	20. Sheltered Workshop	0	0
16. Combined Labor Surplus/ Small Business Set-Aside	0	0			
17. 8(a) Awards	1	1			

**FEDERAL TRADE COMMISSION
Actions Reported Individually on SF279
Fiscal Year 1992 Through Fourth Quarter**

	Actions	Dollars (000)
TOTAL	54	4,061
CICA APPLICABILITY		
Pre-CICA	0	0
CICA Awards	47	3,305
Small Purchases	0	0
Subject to Statute other than CICA	7	756
KIND OF CONTRACT ACTION		
Initial Letter Contract	0	0
Def. Contract Superseding Letter	0	0
New Definitive Contract	5	182
Small Purchase Procedure	0	0
Order Under IDC	24	1,775
Order Under BOA	1	80
Order /Mod Under GSA Schedule	13	556
Order/Mod Under VA or OPM Schedule	0	0
Modifications	11	1,468
Termination for Default	0	0
Termination for Convenience	0	0
SYNOPSIS OF PROCUREMENT PRIOR TO AWARD		
Synopsized Prior to Award	31	2,262
Not Synopsized Due to Urgency	1	28
Not Synopsized for Other Reason	22	1,771

FEDERAL PROCUREMENT DATA SYSTEM
FEDERAL TRADE COMMISSION
Actions Reported Individually on SF279
Fiscal Year 1992 Through Fourth Quarter

	Actions	Dollars (000)
SELECTION PROCEDURE		
Full and Open Competition - Sealed Bid	1	4
Full and Open Competition - Comp Proposal	24	2,096
Full and Open Competition - Combination	0	0
Architect Engineer	0	0
Basic Research	0	0
Multiple Award Schedule	11	471
Alternate Source/Reduced Cost	0	0
Alternate Source/Mobilization	0	0
Alternate Source/Eng R & D	0	0
Set-aside	0	0
Other than Full and Open Competition	11	734
FULL AND OPEN COMPETITION WITH ONLY ONE BIDDER/OFFERER	1	30
AUTHORITY FOR OTHER THAN FULL AND OPEN COMPETITION		
Only One Source	3	359
- Follow-on Contract	0	0
- Utilities (Regulated & Telecommunications)	0	0
Unusual & Compelling Urgency	1	28
Mobilization/Essential R&D	0	0
International Agreement	0	0
Authorized by Statute	1	143
Authorized Resale	0	0
National Security	0	0
Public Interest	6	204
EXTENT COMPLETED		
Completed	38	2,845
Not Available for Competition	12	1,067
Follow-on to Completed Action	4	149
Not Completed	0	0
TYPE OF CONTRACT		
Fixed Price	54	4,061
Cost Reimbursement	0	0
Time and Material	0	0
Labor Hour	0	0
TYPE OF CONTRACTOR		
Small Disadvantaged Business	16	1,840
Other Small Business	15	881
Large Business	20	898
Sheltered Workshops	0	0
Educational & Nonprofit	0	0
State & Local Government	3	442
Foreign Contractor	0	0
Domestic Contractor Performing Outside US	0	0
WOMAN-OWNED SMALL BUSINESS	5	474
PREFERENCE PROGRAMS		
Directed to Sheltered Workshop	0	0
8 (a) Program	7	756
Combined LSA/SB Set-aside	0	0
Small Business Set-aside	0	0
Labor Surplus Area Set-aside	0	0
Tie Bid Preference	0	0
Buy Indian/Self Determination Act	0	0
No Preference Program or Not Listed	47	3,305
SUBJECT TO LABOR STATUTES		
Walsh Healy Act - Manufacturer	10	458
Walsh Healy Act - Dealer	3	98
Service Contract Act	0	0
Davis Bacon Act	0	0
Not Subject to Above Acts	41	3,505
PRODUCT OR SERVICE		
Supplies & Equipment	4	270
ADP Equipment, Purchase and Lease	4	392
Research & Development	0	0
Construction	0	0
Architect & Engineering	0	0
Real Property, Purchase & Lease, or Maintenance	2	643
ADP Services (includes Installation & Maintenance)	17	1,076
Other Services	27	1,680

**FEDERAL PROCUREMENT DATA SYSTEM
GENERAL SERVICES ADMINISTRATION
Actions Reported in Summary on SF281
Fiscal Year 1992 Through Fourth Quarter**

PART I - PRIME CONTRACTS							
PROCUREMENT METHODS	Number of Actions (a)	NET DOLLAR AMOUNTS (000)					Total Dollars (f)
		Small Business Concerns (b)	Large Business Concerns (c)	Domestic Outside U.S./ Foreign (d)	Other Entities (e)		
NEW AWARDS AND MODIFICATIONS	1. Tariff or Regulated Acquisitions	34					121
	2. Contracts for Foreign Government or International Organization	5,818					3,211
	3. Small Purchases	553,159	181,406	27,070	25	1,605	210,106
	4. Delivery Orders - GSA Schedules Only	93,763	49,547	35,628	417	255	85,847
	5. Delivery Orders - Other Federal Schedules	968	2,163	953	0	30	3,148
	6. Delivery Orders - All Other	150,488	156,172	119,522	118	716	276,528
	7. Other Procurement Methods	32,933	16,022	3,949	0	56,895	76,866
	8. TOTAL NEW AWARDS AND MODIFICATIONS	837,163	405,310	187,122	560	59,501	655,825
COMPETITION	9. Competed	578,293	310,224	155,089	556	1,340	467,231
	10. Not Competed	55,303	48,933	16,192	1	927	65,732
	11. Not Available for Competition	203,567	46,153	15,841	3	57,234	122,862
MODIFICATIONS	12. TOTAL MODIFICATIONS (Excluding Line 3)	21,123					34,798

PART II - SELECTED SOCIOECONOMIC STATISTICS (Includes both new awards and modifications)					
PREFERENCE PROGRAMS			TYPE OF CONTRACTOR		
CATEGORY	Number of Actions (a)	Total net Dollars (b)	CATEGORY	Number of Actions (a)	Total net Dollars (b)
13. Small Business - Small Purchase Set-Aside	418,900	133,515	18. Small Disadvantaged Business	13,560	11,733
14. Small Business Set-Aside	22,391	52,870	19. Woman-Owned Small Business	38,172	18,139
15. Labor Surplus Area Set-Aside	1,303	2,997	20. Sheltered Workshop	14,219	57,218
16. Combined Labor Surplus/ Small Business Set-Aside	2,222	3,292			
17. 8(a) Awards	4,972	2,465			

**GENERAL SERVICES ADMINISTRATION
Actions Reported Individually on SF279
Fiscal Year 1992 Through Fourth Quarter**

	Actions	Dollars (000)
TOTAL	78,738	5,174,962
CICA APPLICABILITY		
Pre-CICA	254	83,835
CICA Awards	68,217	5,008,002
Small Purchases	11,151	43,957
Subject to Statute other than CICA	114	39,127
KIND OF CONTRACT ACTION		
Initial Letter Contract	35	4,149
Def. Contract Superseding Letter	2	-116
New Definitive Contract	3,263	1,845,799
Small Purchase Procedure	10,815	43,454
Order Under IDC	26,832	964,366
Order Under BOA	21,893	1,391,712
Order /Mod Under GSA Schedule	6,147	77,983
Order/Mod Under VA or OPM Schedule	2	303
Modifications	10,431	850,467
Termination for Default	72	-2,924
Termination for Convenience	246	-231
SYNOPSIS OF PROCUREMENT PRIOR TO AWARD		
Synopsized Prior to Award	45,931	3,774,982
Not Synopsized Due to Urgency	524	54,946
Not Synopsized for Other Reason	33,281	1,344,983

FEDERAL PROCUREMENT DATA SYSTEM
GENERAL SERVICES ADMINISTRATION
Actions Reported Individually on SF279
Fiscal Year 1992 Through Fourth Quarter

	Actions	Dollars (000)
SOLICITATION PROCEDURE		
Full and Open Competition - Sealed Bid	15,745	769,716
Full and Open Competition - Comp Proposal	30,827	3,019,880
Full and Open Competition - Combination	38	966
Architect Engineer	1,526	98,083
Basic Research	0	0
Multiple Award Schedule	4,166	63,430
Alternate Source/Reduced Cost	0	0
Alternate Source/Mobilization	0	0
Alternate Source/Eng R & D	0	0
Set-aside	4,310	251,038
Other than Full and Open Competition	11,605	804,889
FULL AND OPEN COMPETITION WITH ONLY ONE BIDDER/OFFERER	16,382	1,101,483
AUTHORITY FOR OTHER THAN FULL AND OPEN COMPETITION		
Only One Source	5,800	485,739
- Follow-on Contract	2,755	182,821
- Utilities (Regulated & Telecommunications)	1,643	209,969
Unusual & Compelling Urgency	564	61,234
Mobilization/Essential R&D	0	0
International Agreement	3	439
Authorized by Statute	5,227	249,628
Authorized Resale	0	0
National Security	10	7,834
Public Interest	1	15
EXTENT COMPETED		
Competed	64,204	4,414,111
Not Available for Competition	7,304	468,167
Follow-on to Competed Action	240	20,622
Not Competed	7,988	272,021
TYPE OF CONTRACT		
Fixed Price	79,403	5,119,811
Cost Reimbursement	68	16,237
Time and Material	118	15,409
Labor Hour	147	23,464
TYPE OF CONTRACTOR		
Small Disadvantaged Business	4,246	269,792
Other Small Business	47,029	1,769,715
Large Business	23,904	2,997,949
Sheltered Workshops	4,056	118,954
Educational & Nonprofit	147	8,225
State & Local Government	307	8,474
Foreign Contractor	21	294
Domestic Contractor Performing Outside US	26	1,518
WOMAN-OWNED SMALL BUSINESS	2,379	74,013
PREFERENCE PROGRAMS		
Directed to Sheltered Workshop	4,054	118,927
8 (a) Program	1,146	134,919
Combined LSA/SB Set-aside	551	64,069
Small Business Set-aside	6,086	318,636
Labor Surplus Area Set-aside	2,000	180,801
Tie Bid Preference	4	7,640
Buy Indian/Self Determination Act	2	30
No Preference Program or Not Listed	65,893	4,350,099
SUBJECT TO LABOR STATUTES		
Walsh Healy Act - Manufacturer	21,745	1,314,932
Walsh Healy Act - Dealer	4,515	132,326
Service Contract Act	5,512	967,983
Davis Bacon Act	11,377	834,088
Not Subject to Above Acts	36,587	1,925,592
PRODUCT OR SERVICE		
Supplies & Equipment	31,260	1,526,275
ADP Equipment, Purchase and Lease	1,418	269,571
Research & Development	4	7
Construction	16,124	862,004
Architect & Engineering	1,803	112,138
Real Property, Purchase & Lease, or Maintenance	21,908	1,391,848
ADP Services (includes Installation & Maintenance)	2,214	284,969
Other Services	5,007	728,150

FEDERAL PROCUREMENT DATA SYSTEM
INTERNATIONAL TRADE COMMISSION
Actions Reported in Summary on SF281
Fiscal Year 1992 Through Fourth Quarter

PART I - PRIME CONTRACTS							
	PROCUREMENT METHODS	Number of Actions (a)	NET DOLLAR AMOUNTS (000)				Total Dollars (f)
			Small Business Concerns (b)	Large Business Concerns (c)	Domestic Outside U.S./ Foreign (d)	Other Entities (e)	
NEW AWARDS AND MODIFICATIONS	1. Tariff or Regulated Acquisitions	0					0
	2. Contracts for Foreign Government or International Organization	0					0
	3. Small Purchases	2,346	902	253	1	2	1,158
	4. Delivery Orders - GSA Schedules Only	39	95	84	0	0	189
	5. Delivery Orders - Other Federal Schedules	1	1	0	0	0	1
	6. Delivery Orders - All Other	0	0	0	0	0	0
	7. Other Procurement Methods	1	10	0	0	0	10
	8. TOTAL NEW AWARDS AND MODIFICATIONS	2,387	1,008	347	1	2	1,358
COMPETITION	9. Competed	40	241	77	0	0	318
	10. Not Competed	13	120	6	0	0	126
	11. Not Available for Competition	2,334	647	264	1	2	914
MODIFICATIONS	12. TOTAL MODIFICATIONS (Excluding Line 3)	0					0

PART II - SELECTED SOCIOECONOMIC STATISTICS (Includes both new awards and modifications)					
PREFERENCE PROGRAMS			TYPE OF CONTRACTOR		
CATEGORY	Number of Actions (a)	Total net Dollars (b)	CATEGORY	Number of Actions (a)	Total net Dollars (b)
13. Small Business - Small Purchase Set-Aside	0	0	18. Small Disadvantaged Business	7	14
14. Small Business Set-Aside	0	0	19. Woman-Owned Small Business	9	19
15. Labor Surplus Area Set-Aside	0	0	20. Sheltered Workshop	0	0
16. Combined Labor Surplus/ Small Business Set-Aside	0	0			
17. 8(a) Awards	0	0			

INTERNATIONAL TRADE COMMISSION
Actions Reported Individually on SF279
Fiscal Year 1992 Through Fourth Quarter

	Actions	Dollars (000)
TOTAL	21	1,735
CICA APPLICABILITY		
Pre-CICA	0	0
CICA Awards	21	1,735
Small Purchases	0	0
Subject to Statute other than CICA	0	0
KIND OF CONTRACT ACTION		
Initial Letter Contract	0	0
Def. Contract Superseding Letter	0	0
New Definitive Contract	4	162
Small Purchase Procedure	0	0
Order Under IDC	2	680
Order Under BOA	0	0
Order /Mod Under GSA Schedule	3	397
Order/Mod Under VA or OPM Schedule	0	0
Modifications	12	496
Termination for Default	0	0
Termination for Convenience	0	0
SYNOPSIS OF PROCUREMENT PRIOR TO AWARD		
Synopsized Prior to Award	15	724
Not Synopsized Due to Urgency	0	0
Not Synopsized for Other Reason	6	1,011

FEDERAL PROCUREMENT DATA SYSTEM
INTERNATIONAL TRADE COMMISSION
 Actions Reported Individually on SF279
 Fiscal Year 1992 Through Fourth Quarter

	Actions	Dollars (000)
SOLICITATION PROCEDURE		
Full and Open Competition - Sealed Bid	2	29
Full and Open Competition - Comp Proposal	10	369
Full and Open Competition - Combination	0	0
Architect Engineer	0	0
Basic Research	0	0
Multiple Award Schedule	3	397
Alternate Source/Reduced Cost	0	0
Alternate Source/Mobilization	0	0
Alternate Source/Eng R & D	0	0
Set-aside	1	207
Other than Full and Open Competition	5	733
FULL AND OPEN COMPETITION WITH ONLY ONE BIDDER/OFFERER	5	96
AUTHORITY FOR OTHER THAN FULL AND OPEN COMPETITION		
Only One Source	2	68
- Follow-on Contract	0	0
- Utilities (Regulated & Telecommunications)	0	0
Unusual & Compelling Urgency	0	0
Mobilization/Essential R&D	0	0
International Agreement	0	0
Authorized by Statute	3	665
Authorized Resale	0	0
National Security	0	0
Public Interest	0	0
EXTENT COMPLETED		
Completed	16	1,002
Not Available for Competition	3	665
Follow-on to Completed Action	0	0
Not Completed	2	68
TYPE OF CONTRACT		
Fixed Price	21	1,735
Cost Reimbursement	0	0
Time and Material	0	0
Labor Hour	0	0
TYPE OF CONTRACTOR		
Small Disadvantaged Business	9	962
Other Small Business	7	188
Large Business	5	585
Sheltered Workshops	0	0
Educational & Nonprofit	0	0
State & Local Government	0	0
Foreign Contractor	0	0
Domestic Contractor Performing Outside US	0	0
WOMAN-OWNED SMALL BUSINESS	1	70
PREFERENCE PROGRAMS		
Directed to Sheltered Workshop	0	0
8 (a) Program	4	872
Combined LSA/SB Set-aside	0	0
Small Business Set-aside	0	0
Labor Surplus Area Set-aside	0	0
Tie Bid Preference	0	0
Buy Indian/Self Determination Act	0	0
No Preference Program or Not Listed	17	863
SUBJECT TO LABOR STATUTES		
Walsh Healy Act - Manufacturer	3	397
Walsh Healy Act - Dealer	2	680
Service Contract Act	16	658
Davis Bacon Act	0	0
Not Subject to Above Acts	0	0
PRODUCT OR SERVICE		
Supplies & Equipment	5	537
ADP Equipment, Purchase and Lease	2	581
Research & Development	0	0
Construction	0	0
Architect & Engineering	0	0
Real Property, Purchase & Lease, or Maintenance	0	0
ADP Services (includes Installation & Maintenance)	3	112
Other Services	11	505

FEDERAL PROCUREMENT DATA SYSTEM
INTERSTATE COMMERCE COMMISSION
Actions Reported in Summary on SF281
Fiscal Year 1992 Through Fourth Quarter

PART I - PRIME CONTRACTS							
	PROCUREMENT METHODS	Number of Actions (a)	NET DOLLAR AMOUNTS (000)				Total Dollars (f)
			Small Business Concerns (b)	Large Business Concerns (c)	Domestic Outside U.S./ Foreign (d)	Other Entities (e)	
NEW AWARDS AND MODIFICATIONS	1. Tariff or Regulated Acquisitions	0					0
	2. Contracts for Foreign Government or International Organization	0					0
	3. Small Purchases	515	194	122	0	16	332
	4. Delivery Orders - GSA Schedules Only	207	52	300	0	8	360
	5. Delivery Orders- Other Federal Schedules	0	0	0	0	0	0
	6. Delivery Orders - All Other	47	0	0	0	91	91
	7. Other Procurement Methods	20	7	0	0	0	7
	8. TOTAL NEW AWARDS AND MODIFICATIONS	789	253	422	0	115	790
COMPETITION	9. Competed	250	143	325	0	19	488
	10. Not Competed	53	51	57	0	83	190
	11. Not Available for Competition	486	59	40	0	13	112
MODIFICATIONS	12. TOTAL MODIFICATIONS (Excluding Line 3)	75					0

PART II - SELECTED SOCIOECONOMIC STATISTICS (Includes both new awards and modifications)					
PREFERENCE PROGRAMS			TYPE OF CONTRACTOR		
CATEGORY	Number of Actions (a)	Total net Dollars (b)	CATEGORY	Number of Actions (a)	Total net Dollars (b)
13. Small Business - Small Purchase Set-Aside	193	96	18. Small Disadvantaged Business	3	19
14. Small Business Set-Aside	0	0	19. Woman-Owned Small Business	35	31
15. Labor Surplus Area Set-Aside	0	0	20. Sheltered Workshop	0	0
16. Combined Labor Surplus/ Small Business Set-Aside	0	0			
17. 8(a) Awards	22	0			

INTERSTATE COMMERCE COMMISSION
Actions Reported Individually on SF279
Fiscal Year 1992 Through Fourth Quarter

	Actions	Dollars (000)
TOTAL	9	740
CICA APPLICABILITY		
Pre-CICA	0	0
CICA Awards	9	740
Small Purchases	0	0
Subject to Statute other than CICA	0	0
KIND OF CONTRACT ACTION		
Initial Letter Contract	0	0
Def. Contract Superseding Letter	0	0
New Definitive Contract	0	0
Small Purchase Procedure	0	0
Order Under IDC	1	222
Order Under BOA	0	0
Order /Mod Under GSA Schedule	0	0
Order/Mod Under VA or OPM Schedule	0	0
Modifications	8	518
Termination for Default	0	0
Termination for Convenience	0	0
SYNOPSIS OF PROCUREMENT PRIOR TO AWARD		
Synopsized Prior to Award	8	518
Not Synopsized Due to Urgency	0	0
Not Synopsized for Other Reason	1	222

FEDERAL PROCUREMENT DATA SYSTEM
INTERSTATE COMMERCE COMMISSION
 Actions Reported Individually on SF279
 Fiscal Year 1992 Through Fourth Quarter

	Actions	Dollars (000)
SELECTION PROCEDURE		
Full and Open Competition - Sealed Bid	0	0
Full and Open Competition - Comp Proposal	6	278
Full and Open Competition - Combination	0	0
Architect Engineer	0	0
Basic Research	0	0
Multiple Award Schedule	1	222
Alternate Source/Reduced Cost	0	0
Alternate Source/Mobilization	0	0
Alternate Source/Eng R & D	0	0
Set-aside	0	0
Other than Full and Open Competition	2	240
FULL AND OPEN COMPETITION WITH ONLY ONE BIDDER/OFFERER		
AUTHORITY FOR OTHER THAN FULL AND OPEN COMPETITION		
Only One Source	0	0
- Follow-on Contract	0	0
- Utilities (Regulated & Telecommunications)	0	0
Unusual & Compelling Urgency	0	0
Mobilization/Essential R&D	0	0
International Agreement	0	0
Authorized by Statute	2	240
Authorized Resale	0	0
National Security	0	0
Public Interest	0	0
EXTENT COMPETED		
Competed	9	740
Not Available for Competition	0	0
Follow-on to Completed Action	0	0
Not Completed	0	0
TYPE OF CONTRACT		
Fixed Price	9	740
Cost Reimbursement	0	0
Time and Material	0	0
Labor Hour	0	0
TYPE OF CONTRACTOR		
Small Disadvantaged Business	3	38
Other Small Business	0	0
Large Business	3	462
Sheltered Workshops	0	0
Educational & Nonprofit	3	240
State & Local Government	0	0
Foreign Contractor	0	0
Domestic Contractor Performing Outside US	0	0
WOMAN-OWNED SMALL BUSINESS		
PREFERENCE PROGRAMS		
Directed to Sheltered Workshop	0	0
8 (a) Program	0	0
Combined LSA/SB Set-aside	0	0
Small Business Set-aside	3	38
Labor Surplus Area Set-aside	0	0
Tie Bid Preference	0	0
Buy Indian/Self Determination Act	0	0
No Preference Program or Not Listed	6	702
SUBJECT TO LABOR STATUTES		
Walsh Healy Act - Manufacturer	0	0
Walsh Healy Act - Dealer	0	0
Service Contract Act	9	740
Davis Bacon Act	0	0
Not Subject to Above Acts	0	0
PRODUCT OR SERVICE		
Supplies & Equipment	0	0
ADP Equipment, Purchase and Lease	0	0
Research & Development	0	0
Construction	0	0
Architect & Engineering	0	0
Real Property, Purchase & Lease, or Maintenance	0	0
ADP Services (includes Installation & Maintenance)	9	740
Other Services	0	0

FEDERAL PROCUREMENT DATA SYSTEM
MERIT SYSTEMS PROTECTION BOARD
Actions Reported in Summary on SF281
Fiscal Year 1992 Through Fourth Quarter

PART I - PRIME CONTRACTS							
	PROCUREMENT METHODS	Number of Actions (a)	NET DOLLAR AMOUNTS (000)				Total Dollars (f)
			Small Business Concerns (b)	Large Business Concerns (c)	Domestic Outside U.S./ Foreign (d)	Other Entities (e)	
NEW AWARDS AND MODIFICATIONS	1. Tariff or Regulated Acquisitions	0					0
	2. Contracts for Foreign Government or International Organization	0					0
	3. Small Purchases	1,835	406	356	0	0	762
	4. Delivery Orders - GSA Schedules Only	469	73	225	0	0	298
	5. Delivery Orders - Other Federal Schedules	34	0	90	0	0	90
	6. Delivery Orders - All Other	13	4	8	0	0	12
	7. Other Procurement Methods	23	0	1	0	16	17
	8. TOTAL NEW AWARDS AND MODIFICATIONS	2,374	483	680	0	16	1,179
COMPETITION	9. Competed	1,741	346	554	0	2	902
	10. Not Competed	556	130	118	0	2	250
	11. Not Available for Competition	77	7	8	0	12	27
MODIFICATIONS	12. TOTAL MODIFICATIONS (Excluding Line 3)	171					114

PART II - SELECTED SOCIOECONOMIC STATISTICS (Includes both new awards and modifications)					
PREFERENCE PROGRAMS			TYPE OF CONTRACTOR		
CATEGORY	Number of Actions (a)	Total net Dollars (b)	CATEGORY	Number of Actions (a)	Total net Dollars (b)
13. Small Business - Small Purchase Set-Aside	1	0	18. Small Disadvantaged Business	0	0
14. Small Business Set-Aside	1	9	19. Women-Owned Small Business	860	156
15. Labor Surplus Area Set-Aside	0	0	20. Sheltered Workshop	0	0
16. Combined Labor Surplus/ Small Business Set-Aside	0	0			
17. 8(a) Awards	0	0			

MERIT SYSTEMS PROTECTION BOARD
Actions Reported Individually on SF279
Fiscal Year 1992 Through Fourth Quarter

	Actions	Dollars (000)
TOTAL	3	107
CICA APPLICABILITY		
Pre-CICA	0	0
CICA Awards	2	72
Small Purchases	0	0
Subject to Statute other than CICA	1	35
KIND OF CONTRACT ACTION		
Initial Letter Contract	0	0
Def. Contract Superseding Letter	0	0
New Definitive Contract	1	30
Small Purchase Procedure	0	0
Order Under IDC	1	35
Order Under BOA	0	0
Order/Mod Under GSA Schedule	1	42
Order/Mod Under VA or OPM Schedule	0	0
Modifications	0	0
Termination for Default	0	0
Termination for Convenience	0	0
SYNOPSIS OF PROCUREMENT PRIOR TO AWARD		
Synopsized Prior to Award	1	30
Not Synopsized Due to Urgency	0	0
Not Synopsized for Other Reason	2	77

FEDERAL PROCUREMENT DATA SYSTEM
MERIT SYSTEMS PROTECTION BOARD
 Actions Reported Individually on SF279
 Fiscal Year 1992 Through Fourth Quarter

	Actions	Dollars (000)
SOLICITATION PROCEDURE		
Full and Open Competition - Sealed Bid	0	0
Full and Open Competition - Comp Proposal	2	72
Full and Open Competition - Combination	0	0
Architect Engineer	0	0
Basic Research	0	0
Multiple Award Schedule	0	0
Alternate Source/Reduced Cost	0	0
Alternate Source/Mobilization	0	0
Alternate Source/Eng R & D	0	0
Set-aside	0	0
Other than Full and Open Competition	0	0
FULL AND OPEN COMPETITION WITH ONLY ONE BIDDER/OFFERER		
AUTHORITY FOR OTHER THAN FULL AND OPEN COMPETITION		
Only One Source	0	0
- Follow-on Contract	0	0
- Utilities (Regulated & Telecommunications)	0	0
Unusual & Compelling Urgency	0	0
Mobilization/Essential R&D	0	0
International Agreement	0	0
Authorized by Statute	0	0
Authorized Resale	0	0
National Security	0	0
Public Interest	0	0
EXTENT COMPLETED		
Completed	2	72
Not Available for Competition	1	35
Follow-on to Completed Action	0	0
Not Completed	0	0
TYPE OF CONTRACT		
Fixed Price	3	107
Cost Reimbursement	0	0
Time and Material	0	0
Labor Hour	0	0
TYPE OF CONTRACTOR		
Small Disadvantaged Business	0	0
Other Small Business	1	30
Large Business	2	77
Sheltered Workshops	0	0
Educational & Nonprofit	0	0
State & Local Government	0	0
Foreign Contractor	0	0
Domestic Contractor Performing Outside US	0	0
WOMAN-OWNED SMALL BUSINESS		
PREFERENCE PROGRAMS		
Directed to Sheltered Workshop	0	0
8 (a) Program	0	0
Combined LSA/SB Set-aside	0	0
Small Business Set-aside	0	0
Labor Surplus Area Set-aside	0	0
Tie Bid Preference	0	0
Buy Indian/Self Determination Act	0	0
No Preference Program or Not Listed	3	107
SUBJECT TO LABOR STATUTES		
Walsh Healy Act - Manufacturer	2	77
Walsh Healy Act - Dealer	0	0
Service Contract Act	0	0
Davis Bacon Act	0	0
Not Subject to Above Acts	1	30
PRODUCT OR SERVICE		
Supplies & Equipment	2	72
ADP Equipment, Purchase and Lease	1	35
Research & Development	0	0
Construction	0	0
Architect & Engineering	0	0
Real Property, Purchase & Lease, or Maintenance	0	0
ADP Services (includes Installation & Maintenance)	0	0
Other Services	0	0

FEDERAL PROCUREMENT DATA SYSTEM
NATIONAL AERONAUTICS AND SPACE ADMINISTRATION
Actions Reported in Summary on SF281
Fiscal Year 1992 Through Fourth Quarter

PART I - PRIME CONTRACTS							
	PROCUREMENT METHODS	Number of Actions (a)	NET DOLLAR AMOUNTS (000)				Total Dollars (f)
			Small Business Concerns (b)	Large Business Concerns (c)	Domestic Outside U.S./ Foreign (d)	Other Entities (e)	
NEW AWARDS AND MODIFICATIONS	1. Tariff or Regulated Acquisitions	0					0
	2. Contracts for Foreign Government or International Organization	0					0
	3. Small Purchases	68,969	117,042	69,656	1,055	4,165	191,918
	4. Delivery Orders - GSA Schedules Only	9,944	17,689	27,876	0	0	45,565
	5. Delivery Orders - Other Federal Schedules	0	0	0	0	0	0
	6. Delivery Orders - All Other	0	0	0	0	0	0
	7. Other Procurement Methods	15	318	0	0	0	318
	8. TOTAL NEW AWARDS AND MODIFICATIONS	78,928	135,049	97,532	1,055	4,165	237,801
COMPETITION	9. Competed	23,416	79,550	55,845	21	1,279	136,695
	10. Not Competed	8,477	24,082	35,302	983	1,982	62,349
	11. Not Available for Competition	47,035	31,417	6,385	51	904	38,757
MODIFICATIONS	12. TOTAL MODIFICATIONS (Excluding Line 9)	0					0

PART II - SELECTED SOCIOECONOMIC STATISTICS (Includes both new awards and modifications)					
PREFERENCE PROGRAMS			TYPE OF CONTRACTOR		
CATEGORY	Number of Actions (a)	Total net Dollars (b)	CATEGORY	Number of Actions (a)	Total net Dollars (b)
13. Small Business - Small Purchase Set-Aside	19,322	81,954	18. Small Disadvantaged Business	1,463	3,715
14. Small Business Set-Aside	0	0	19. Woman-Owned Small Business	3,108	8,125
15. Labor Surplus Area Set-Aside	0	0	20. Sheltered Workshop	0	0
16. Combined Labor Surplus/ Small Business Set-Aside	0	0			
17. 8(a) Awards	15	318			

NATIONAL AERONAUTICS AND SPACE ADMINISTRATION
Actions Reported Individually on SF279
Fiscal Year 1992 Through Fourth Quarter

	Actions	Dollars (000)
TOTAL	16,832	12,172,176
CICA APPLICABILITY		
Pre-CICA	912	3,634,331
CICA Awards	10,670	8,537,845
Small Purchases	0	0
Subject to Statute other than CICA	0	0
KIND OF CONTRACT ACTION		
Initial Letter Contract	7	9,287
Def. Contract Superseding Letter	0	0
New Definitive Contract	1,903	431,712
Small Purchase Procedure	0	0
Order Under IDC	27	4,781
Order Under BOA	25	2,290
Order /Mod Under GSA Schedule	644	28,221
Order/Mod Under VA or OPM Schedule	1	35
Modifications	8,969	11,701,859
Termination for Default	2	-86
Termination for Convenience	4	-5,903
SYNOPSIS OF PROCUREMENT PRIOR TO AWARD		
Synopsized Prior to Award	9,022	10,144,896
Not Synopsized Due to Urgency	92	42,008
Not Synopsized for Other Reason	2,468	1,985,272

FEDERAL PROCUREMENT DATA SYSTEM
NATIONAL AERONAUTICS AND SPACE ADMINISTRATION
 Actions Reported Individually on SF279
 Fiscal Year 1992 Through Fourth Quarter

	Actions	Dollars (000)
SELECTION PROCEDURE		
Full and Open Competition - Sealed Bid	1,359	254,991
Full and Open Competition - Comp Proposal	3,413	5,243,399
Full and Open Competition - Combination	21	7,874
Architect Engineer	228	28,634
Basic Research	519	89,370
Multiple Award Schedule	513	24,316
Alternate Source/Reduced Cost	80	128,931
Alternate Source/Mobilization	11	2,425
Alternate Source/Eng R & D	2	42
Set-aside	1,828	274,793
Other than Full and Open Competition	2,696	2,483,070
FULL AND OPEN COMPETITION WITH ONLY ONE BIDDER/OFFERER	934	907,213
AUTHORITY FOR OTHER THAN FULL AND OPEN COMPETITION		
Only One Source	1,393	1,582,088
- Follow-on Contract	70	867,316
- Utilities (Regulated & Telecommunications)	138	40,591
Unusual & Compelling Urgency	158	85,221
Mobilization/Essential R&D	153	419,709
International Agreement	11	17,610
Authorized by Statute	954	373,480
Authorized Resale	0	0
National Security	27	5,002
Public Interest	0	0
EXTENT COMPETED		
Competed	8,588	8,532,243
Not Available for Competition	1,065	317,848
Follow-on to Competed Action	124	1,421,176
Not Competed	1,825	1,900,909
TYPE OF CONTRACT		
Fixed Price	5,390	1,253,356
Cost Reimbursement	6,089	10,912,512
Time and Material	83	5,412
Labor Hour	20	896
TYPE OF CONTRACTOR		
Small Disadvantaged Business	1,259	276,332
Other Small Business	3,706	595,737
Large Business	5,207	9,604,603
Sheltered Workshops	0	0
Educational & Nonprofit	641	1,497,317
State & Local Government	633	122,582
Foreign Contractor	89	69,771
Domestic Contractor Performing Outside US	47	5,834
	443	64,404
WOMAN-OWNED SMALL BUSINESS		
REFERENCE PROGRAMS		
Directed to Sheltered Workshop	0	0
8 (a) Program	885	231,724
Combined LSA/SB Set-aside	30	3,019
Small Business Set-aside	1,756	258,798
Labor Surplus Area Set-aside	70	12,211
Tie Bid Preference	0	0
Buy Indian/Self Determination Act	0	0
No Preference Program or Not Listed	8,841	11,666,424
SUBJECT TO LABOR STATUTES		
Walsh Healy Act - Manufacturer	2,990	4,608,190
Walsh Healy Act - Dealer	957	524,859
Service Contract Act	1,534	2,427,319
Davis Bacon Act	1,024	464,101
Not Subject to Above Acts	5,077	4,147,707
PRODUCT OR SERVICE		
Supplies & Equipment	1,467	2,883,973
ADP Equipment, Purchase and Lease	895	176,164
Research & Development	4,681	4,809,536
Construction	1,119	527,254
Architect & Engineering	359	51,992
Real Property, Purchase & Lease, or Maintenance	56	44,257
ADP Services (includes Installation & Maintenance)	486	408,405
Other Services	2,519	3,270,595

FEDERAL PROCUREMENT DATA SYSTEM
NATIONAL ARCHIVES AND RECORDS ADMINISTRATION
Actions Reported in Summary on SF281
Fiscal Year 1992 Through Fourth Quarter

PART I - PRIME CONTRACTS							
	PROCUREMENT METHODS	Number of Actions (a)	NET DOLLAR AMOUNTS (000)				Total Dollars (f)
			Small Business Concerns (b)	Large Business Concerns (c)	Domestic Outside-U.S./ Foreign (d)	Other Entities (e)	
NEW AWARDS AND MODIFICATIONS	1. Tariff or Regulated Acquisitions	8					27
	2. Contracts for Foreign Government or International Organization	0					0
	3. Small Purchases	2,173	2,702	896	0	78	3,676
	4. Delivery Orders - GSA Schedules Only	800	846	1,868	0	31	2,745
	5. Delivery Orders- Other Federal Schedules	43	111	96	0	24	231
	6. Delivery Orders - All Other	79	167	10	0	35	212
	7. Other Procurement Methods	94	44	17	0	38	99
	8. TOTAL NEW AWARDS AND MODIFICATIONS	3,197	3,870	2,887	0	206	6,990
COMPETITION	9. Competed	1,388	2,598	1,986	0	113	4,697
	10. Not Competed	691	188	236	0	69	493
	11. Not Available for Competition	1,108	1,084	665	0	24	1,800
MODIFICATIONS	12. TOTAL MODIFICATIONS (Excluding Line 3)	0					0

PART II - SELECTED SOCIOECONOMIC STATISTICS (Includes both new awards and modifications)					
PREFERENCE PROGRAMS			TYPE OF CONTRACTOR		
CATEGORY	Number of Actions (a)	Total net Dollars (b)	CATEGORY	Number of Actions (a)	Total net Dollars (b)
13. Small Business - Small Purchase Set-Aside	753	2,253	18. Small Disadvantaged Business	6	15
14. Small Business Set-Aside	0	0	19. Woman-Owned Small Business	50	126
15. Labor Surplus Area Set-Aside	0	0	20. Sheltered Workshop	0	0
16. Combined Labor Surplus/ Small Business Set-Aside	0	0			
17. 8(a) Awards	0	0			

NATIONAL ARCHIVES AND RECORDS ADMINISTRATION
Actions Reported Individually on SF279
Fiscal Year 1992 Through Fourth Quarter

	Actions	Dollars (000)
TOTAL	96	11,554
CICA APPLICABILITY		
Pre-CICA	0	0
CICA Awards	94	11,219
Small Purchases	0	0
Subject to Statute other than CICA	1	290
KIND OF CONTRACT ACTION		
Initial Letter Contract	1	478
Def. Contract Superseding Letter	1	181
New Definitive Contract	4	1,117
Small Purchase Procedure	0	0
Order Under IDC	69	8,223
Order Under BOA	2	120
Order /Mod Under GSA Schedule	19	1,435
Order/Mod Under VA or OPM Schedule	0	0
Modifications	0	0
Termination for Default	0	0
Termination for Convenience	0	0
SYNOPSIS OF PROCUREMENT PRIOR TO AWARD		
Synopsized Prior to Award	57	7,062
Not Synopsized Due to Urgency	0	0
Not Synopsized for Other Reason	38	4,447

FEDERAL PROCUREMENT DATA SYSTEM
NATIONAL ARCHIVES AND RECORDS ADMINISTRATION
Actions Reported Individually on SF279
Fiscal Year 1992 Through Fourth Quarter

	Actions	Dollars (000)
SOLICITATION PROCEDURE		
Full and Open Competition - Sealed Bid	23	1,233
Full and Open Competition - Comp Proposal	28	4,563
Full and Open Competition - Combination	0	0
Architect Engineer	0	0
Basic Research	0	0
Multiple Award Schedule	14	1,035
Alternate Source/Reduced Cost	0	0
Alternate Source/Mobilization	0	0
Alternate Source/Eng R & D	0	0
Set-aside	5	330
Other than Full and Open Competition	25	4,103
FULL AND OPEN COMPETITION WITH ONLY ONE BIDDER/OFFERER	13	739
AUTHORITY FOR OTHER THAN FULL AND OPEN COMPETITION		
Only One Source	19	2,362
- Follow-on Contract	1	71
- Utilities (Regulated & Telecommunications)	7	1,073
Unusual & Compelling Urgency	1	30
Mobilization/Essential R&D	0	0
International Agreement	0	0
Authorized by Statute	5	1,711
Authorized Resale	0	0
National Security	0	0
Public Interest	0	0
EXTENT COMPETED		
Competed	70	7,161
Not Available for Competition	5	1,623
Follow-on to Competed Action	3	539
Not Competed	17	2,186
TYPE OF CONTRACT		
Fixed Price	92	10,551
Cost Reimbursement	3	958
Time and Material	0	0
Labor Hour	0	0
TYPE OF CONTRACTOR		
Small Disadvantaged Business	7	1,865
Other Small Business	56	5,995
Large Business	19	2,004
Sheltered Workshops	3	462
Educational & Nonprofit	8	822
State & Local Government	2	361
Foreign Contractor	0	0
Domestic Contractor Performing Outside US	0	0
WOMAN-OWNED SMALL BUSINESS	7	884
PREFERENCE PROGRAMS		
Directed to Sheltered Workshop	3	462
8 (a) Program	5	1,719
Combined LSA/SB Set-aside	0	0
Small Business Set-aside	50	5,166
Labor Surplus Area Set-aside	0	0
Tie Bid Preference	0	0
Buy Indian/Self Determination Act	0	0
No Preference Program or Not Listed	37	4,162
SUBJECT TO LABOR STATUTES		
Walsh Healy Act - Manufacturer	16	1,007
Walsh Healy Act - Dealer	7	575
Service Contract Act	68	9,521
Davis Bacon Act	0	0
Not Subject to Above Acts	4	406
PRODUCT OR SERVICE		
Supplies & Equipment	23	1,517
ADP Equipment, Purchase and Lease	2	165
Research & Development	0	0
Construction	0	0
Architect & Engineering	0	0
Real Property, Purchase & Lease, or Maintenance	2	213
ADP Services (includes Installation & Maintenance)	2	231
Other Services	67	9,428

FEDERAL PROCUREMENT DATA SYSTEM
NATIONAL CAPITAL PLANNING COMMISSION
Actions Reported in Summary on SF281
Fiscal Year 1992 Through Fourth Quarter

PART I - PRIME CONTRACTS							
	PROCUREMENT METHODS	Number of Actions (a)	NET DOLLAR AMOUNTS (000)				Total Dollars (f)
			Small Business Concerns (b)	Large Business Concerns (c)	Domestic Outside U.S./ Foreign (d)	Other Entities (e)	
NEW AWARDS AND MODIFICATIONS	1. Tariff or Regulated Acquisitions	0					0
	2. Contracts for Foreign Government or International Organization	0					0
	3. Small Purchases	153	52	18	0	125	195
	4. Delivery Orders - GSA Schedules Only	88	63	2	0	0	65
	5. Delivery Orders - Other Federal Schedules	0	0	0	0	0	0
	6. Delivery Orders - All Other	0	0	0	0	0	0
	7. Other Procurement Methods	1	18	0	0	0	18
	8. TOTAL NEW AWARDS AND MODIFICATIONS	242	133	20	0	125	278
COMPETITION	9. Competed	145	76	9	0	125	210
	10. Not Competed	0	0	0	0	0	0
	11. Not Available for Competition	97	57	11	0	0	68
MODIFICATIONS	12. TOTAL MODIFICATIONS (Excluding Line 3)	0					0

PART II - SELECTED SOCIOECONOMIC STATISTICS (Includes both new awards and modifications)					
PREFERENCE PROGRAMS			TYPE OF CONTRACTOR		
CATEGORY	Number of Actions (a)	Total net Dollars (b)	CATEGORY	Number of Actions (a)	Total net Dollars (b)
13. Small Business - Small Purchase Set-Aside	0	0	18. Small Disadvantaged Business	0	0
14. Small Business Set-Aside	0	0	19. Woman-Owned Small Business	17	16
15. Labor Surplus Area Set-Aside	0	0	20. Sheltered Workshop	0	0
16. Combined Labor Surplus/ Small Business Set-Aside	0	0			
17. 8(a) Awards	1	18			

NATIONAL CAPITAL PLANNING COMMISSION
Actions Reported Individually on SF279
Fiscal Year 1992 Through Fourth Quarter

	Actions	Dollars (000)
TOTAL	0	0
CICA APPLICABILITY		
Pre-CICA	0	0
CICA Awards	0	0
Small Purchases	0	0
Subject to Statute other than CICA	0	0
KIND OF CONTRACT ACTION		
Initial Letter Contract	0	0
Def. Contract Superseding Letter	0	0
New Definitive Contract	0	0
Small Purchase Procedure	0	0
Order Under IDC	0	0
Order Under BOA	0	0
Order /Mod Under GSA Schedule	0	0
Order/Mod Under VA or OPM Schedule	0	0
Modifications	0	0
Termination for Default	0	0
Termination for Convenience	0	0
SYNOPSIS OF PROCUREMENT PRIOR TO AWARD		
Synopsized Prior to Award	0	0
Not Synopsized Due to Urgency	0	0
Not Synopsized for Other Reason	0	0

FEDERAL PROCUREMENT DATA SYSTEM
NATIONAL CAPITAL PLANNING COMMISSION
 Actions Reported Individually on SF279
 Fiscal Year 1992 Through Fourth Quarter

	Actions	Dollars (000)
SELECTION PROCEDURE		
Full and Open Competition - Sealed Bid	0	0
Full and Open Competition - Comp Proposal	0	0
Full and Open Competition - Combination	0	0
Architect Engineer	0	0
Basic Research	0	0
Multiple Award Schedule	0	0
Alternate Source/Reduced Cost	0	0
Alternate Source/Mobilization	0	0
Alternate Source/Eng R & D	0	0
Set-aside	0	0
Other than Full and Open Competition	0	0
FULL AND OPEN COMPETITION WITH ONLY ONE BIDDER/OFFERER		
AUTHORITY FOR OTHER THAN FULL AND OPEN COMPETITION		
Only One Source	0	0
- Follow-on Contract	0	0
- Utilities (Regulated & Telecommunications)	0	0
Unusual & Compelling Urgency	0	0
Mobilization/Essential R&D	0	0
International Agreement	0	0
Authorized by Statute	0	0
Authorized Resale	0	0
National Security	0	0
Public Interest	0	0
EXTENT COMPETED		
Competed	0	0
Not Available for Competition	0	0
Follow-on to Competed Action	0	0
Not Competed	0	0
TYPE OF CONTRACT		
Fixed Price	0	0
Cost Reimbursement	0	0
Time and Material	0	0
Labor Hour	0	0
TYPE OF CONTRACTOR		
Small Disadvantaged Business	0	0
Other Small Business	0	0
Large Business	0	0
Sheltered Workshops	0	0
Educational & Nonprofit	0	0
State & Local Government	0	0
Foreign Contractor	0	0
Domestic Contractor Performing Outside US	0	0
WOMAN-OWNED SMALL BUSINESS		
PREFERENCE PROGRAMS		
Directed to Sheltered Workshop	0	0
8 (a) Program	0	0
Combined LSA/SB Set-aside	0	0
Small Business Set-aside	0	0
Labor Surplus Area Set-aside	0	0
Tie Bid Preference	0	0
Buy Indian/Self Determination Act	0	0
No Preference Program or Not Listed	0	0
SUBJECT TO LABOR STATUTES		
Walsh Healy Act - Manufacturer	0	0
Walsh Healy Act - Dealer	0	0
Service Contract Act	0	0
Davis Bacon Act	0	0
Not Subject to Above Acts	0	0
PRODUCT OR SERVICE		
Supplies & Equipment	0	0
ADP Equipment, Purchase and Lease	0	0
Research & Development	0	0
Construction	0	0
Architect & Engineering	0	0
Real Property, Purchase & Lease, or Maintenance	0	0
ADP Services (includes Installation & Maintenance)	0	0
Other Services	0	0

FEDERAL PROCUREMENT DATA SYSTEM
NATIONAL FOUNDATION ON THE ARTS
Actions Reported in Summary on SF281
Fiscal Year 1992 Through Fourth Quarter

PART I - PRIME CONTRACTS							
	PROCUREMENT METHODS	Number of Actions (a)	NET DOLLAR AMOUNTS (000)				Total Dollars (f)
			Small Business Concerns (b)	Large Business Concerns (c)	Domestic Outside U.S./ Foreign (d)	Other Entities (e)	
NEW AWARDS AND MODIFICATIONS	1. Tariff or Regulated Acquisitions	0					0
	2. Contracts for Foreign Government or International Organization	0					0
	3. Small Purchases	473	755	80	1	21	857
	4. Delivery Orders - GSA Schedules Only	171	158	238	0	0	396
	5. Delivery Orders - Other Federal Schedules	0	0	0	0	0	0
	6. Delivery Orders - All Other	0	0	0	0	0	0
	7. Other Procurement Methods	0	0	0	0	0	0
	8. TOTAL NEW AWARDS AND MODIFICATIONS	644	913	318	1	21	1,253
COMPETITION	9. Competed	264	641	290	0	0	932
	10. Not Competed	380	272	28	1	21	321
	11. Not Available for Competition	0	0	0	0	0	0
MODIFICATIONS	12. TOTAL MODIFICATIONS (Excluding Line 3)	0					0

PART II - SELECTED SOCIOECONOMIC STATISTICS (Includes both new awards and modifications)					
PREFERENCE PROGRAMS			TYPE OF CONTRACTOR		
CATEGORY	Number of Actions (a)	Total net Dollars (b)	CATEGORY	Number of Actions (a)	Total net Dollars (b)
13. Small Business - Small Purchase Set-Aside	38	321	18. Small Disadvantaged Business	9	53
14. Small Business Set-Aside	0	0	19. Woman-Owned Small Business	41	108
15. Labor Surplus Area Set-Aside	0	0	20. Sheltered Workshop	0	0
16. Combined Labor Surplus/ Small Business Set-Aside	0	0			
17. 8(a) Awards	0	0			

NATIONAL FOUNDATION ON THE ARTS
Actions Reported Individually on SF279
Fiscal Year 1992 Through Fourth Quarter

	Actions	Dollars (000)
TOTAL	6	569
CICA APPLICABILITY		
Pre-CICA	0	0
CICA Awards	6	569
Small Purchases	0	0
Subject to Statute other than CICA	0	0
KIND OF CONTRACT ACTION		
Initial Letter Contract	0	0
Def. Contract Superseding Letter	0	0
New Definitive Contract	1	50
Small Purchase Procedure	0	0
Order Under IDC	0	0
Order Under BOA	0	0
Order /Mod Under GSA Schedule	5	519
Order/Mod Under VA or OPM Schedule	0	0
Modifications	0	0
Termination for Default	0	0
Termination for Convenience	0	0
SYNOPSIS OF PROCUREMENT PRIOR TO AWARD		
Synopsized Prior to Award	2	220
Not Synopsized Due to Urgency	0	0
Not Synopsized for Other Reason	4	349

FEDERAL PROCUREMENT DATA SYSTEM
NATIONAL FOUNDATION ON THE ARTS
 Actions Reported Individually on SF279
 Fiscal Year 1992 Through Fourth Quarter

	Actions	Dollars (000)
SELECTION PROCEDURE		
Full and Open Competition - Sealed Bid	0	0
Full and Open Competition - Comp Proposal	1	50
Full and Open Competition - Combination	0	0
Architect Engineer	0	0
Basic Research	0	0
Multiple Award Schedule	5	519
Alternate Source/Reduced Cost	0	0
Alternate Source/Mobilization	0	0
Alternate Source/Eng R & D	0	0
Set-aside	0	0
Other than Full and Open Competition	0	0
FULL AND OPEN COMPETITION WITH ONLY ONE BIDDER/OFFERER		
AUTHORITY FOR OTHER THAN FULL AND OPEN COMPETITION		
Only One Source	0	0
- Follow-on Contract	0	0
- Utilities (Regulated & Telecommunications)	0	0
Unusual & Compelling Urgency	0	0
Mobilization/Essential R&D	0	0
International Agreement	0	0
Authorized by Statute	0	0
Authorized Resale	0	0
National Security	0	0
Public Interest	0	0
EXTENT COMPETED		
Completed	6	569
Not Available for Competition	0	0
Follow-on to Competed Action	0	0
Not Competed	0	0
TYPE OF CONTRACT		
Fixed Price	6	569
Cost Reimbursement	0	0
Time and Material	0	0
Labor Hour	0	0
TYPE OF CONTRACTOR		
Small Disadvantaged Business	0	0
Other Small Business	1	50
Large Business	5	519
Sheltered Workshops	0	0
Educational & Nonprofit	0	0
State & Local Government	0	0
Foreign Contractor	0	0
Domestic Contractor Performing Outside US	0	0
WOMAN-OWNED SMALL BUSINESS		
PREFERENCE PROGRAMS		
Directed to Sheltered Workshop	0	0
8 (a) Program	0	0
Combined LSA/SB Set-aside	0	0
Small Business Set-aside	0	0
Labor Surplus Area Set-aside	0	0
Tie Bid Preference	0	0
Buy Indian/Self Determination Act	0	0
No Preference Program or Not Listed	6	569
SUBJECT TO LABOR STATUTES		
Walsh Healy Act - Manufacturer	5	519
Walsh Healy Act - Dealer	0	0
Service Contract Act	0	0
Davis Bacon Act	0	0
Not Subject to Above Acts	1	50
PRODUCT OR SERVICE		
Supplies & Equipment	4	349
ADP Equipment, Purchase and Lease	0	0
Research & Development	0	0
Construction	0	0
Architect & Engineering	0	0
Real Property, Purchase & Lease, or Maintenance	0	0
ADP Services (includes Installation & Maintenance)	1	170
Other Services	1	50

FEDERAL PROCUREMENT DATA SYSTEM
NATIONAL FOUNDATION ON THE HUMANITIES
Actions Reported in Summary on SF281
Fiscal Year 1992 Through Fourth Quarter

PART I - PRIME CONTRACTS							
	PROCUREMENT METHODS	Number of Actions (a)	NET DOLLAR AMOUNTS (000)				
			Small Business Concerns (b)	Large Business Concerns (c)	Domestic Outside U.S./ Foreign (d)	Other Entities (e)	Total Dollars (f)
NEW AWARDS AND MODIFICATIONS	1. Tariff or Regulated Acquisitions	0				0	
	2. Contracts for Foreign Government or International Organization	0				0	
	3. Small Purchases	2,320	972	118	0	81	1,171
	4. Delivery Orders - GSA Schedules Only	245	77	209	0	80	368
	5. Delivery Orders - Other Federal Schedules	0	0	0	0	0	0
	6. Delivery Orders - All Other	0	0	0	0	0	0
	7. Other Procurement Methods	0	0	0	0	0	0
	8. TOTAL NEW AWARDS AND MODIFICATIONS	2,565	1,049	327	0	161	1,537
COMPETITION	9. Competed	710	438	192	0	17	647
	10. Not Competed	1,082	352	112	0	97	561
	11. Not Available for Competition	773	259	23	0	47	329
MODIFICATIONS	12. TOTAL MODIFICATIONS (Excluding Line 3)	7					12

PART II - SELECTED SOCIOECONOMIC STATISTICS (Includes both new awards and modifications)					
PREFERENCE PROGRAMS			TYPE OF CONTRACTOR		
CATEGORY	Number of Actions (a)	Total net Dollars (b)	CATEGORY	Number of Actions (a)	Total net Dollars (b)
13. Small Business - Small Purchase Set-Aside	2,132	961	18. Small Disadvantaged Business	36	74
14. Small Business Set-Aside	2	35	19. Woman-Owned Small Business	692	309
15. Labor Surplus Area Set-Aside	0	0	20. Sheltered Workshop	0	0
16. Combined Labor Surplus/ Small Business Set-Aside	0	0			
17. 8(a) Awards	0	0			

NATIONAL FOUNDATION ON THE HUMANITIES
Actions Reported Individually on SF279
Fiscal Year 1992 Through Fourth Quarter

	Actions	Dollars (000)
TOTAL	2	59
CICA APPLICABILITY		
Pre-CICA	0	0
CICA Awards	2	59
Small Purchases	0	0
Subject to Statute other than CICA	0	0
KIND OF CONTRACT ACTION		
Initial Letter Contract	0	0
Def. Contract Superseding Letter	0	0
New Definitive Contract	1	51
Small Purchase Procedure	0	0
Order Under IDC	0	0
Order Under BOA	0	0
Order /Mod Under GSA Schedule	0	0
Order/Mod Under VA or OPM Schedule	0	0
Modifications	1	8
Termination for Default	0	0
Termination for Convenience	0	0
SYNOPSIS OF PROCUREMENT PRIOR TO AWARD		
Synopsized Prior to Award	1	8
Not Synopsized Due to Urgency	1	51
Not Synopsized for Other Reason	0	0

FEDERAL PROCUREMENT DATA SYSTEM
NATIONAL FOUNDATION ON THE HUMANITIES
 Actions Reported Individually on SF279
 Fiscal Year 1992 Through Fourth Quarter

	Actions	Dollars (000)
SELECTION PROCEDURE		
Full and Open Competition - Sealed Bid	0	0
Full and Open Competition - Comp Proposal	1	8
Full and Open Competition - Combination	0	0
Architect Engineer	0	0
Basic Research	0	0
Multiple Award Schedule	0	0
Alternate Source/Reduced Cost	0	0
Alternate Source/Mobilization	0	0
Alternate Source/Eng R & D	0	0
Set-aside	0	0
Other than Full and Open Competition	1	51
FULL AND OPEN COMPETITION WITH ONLY ONE BIDDER/OFFERER	1	8
AUTHORITY FOR OTHER THAN FULL AND OPEN COMPETITION		
Only One Source	0	0
- Follow-on Contract	0	0
- Utilities (Regulated & Telecommunications)	0	0
Unusual & Compelling Urgency	1	51
Mobilization/Essential R&D	0	0
International Agreement	0	0
Authorized by Statute	0	0
Authorized Resale	0	0
National Security	0	0
Public Interest	0	0
EXTENT COMPETED		
Competed	1	8
Not Available for Competition	1	51
Follow-on to Competed Action	0	0
Not Competed	0	0
TYPE OF CONTRACT		
Fixed Price	2	59
Cost Reimbursement	0	0
Time and Material	0	0
Labor Hour	0	0
TYPE OF CONTRACTOR		
Small Disadvantaged Business	0	0
Other Small Business	1	51
Large Business	1	8
Sheltered Workshops	0	0
Educational & Nonprofit	0	0
State & Local Government	0	0
Foreign Contractor	0	0
Domestic Contractor Performing Outside US	0	0
WOMAN-OWNED SMALL BUSINESS	0	0
PREFERENCE PROGRAMS		
Directed to Sheltered Workshop	0	0
8 (a) Program	0	0
Combined LSA/SB Set-aside	0	0
Small Business Set-aside	0	0
Labor Surplus Area Set-aside	0	0
Tie Bid Preference	0	0
Buy Indian/Self Determination Act	0	0
No Preference Program or Not Listed	2	59
SUBJECT TO LABOR STATUTES		
Walsh Healy Act - Manufacturer	1	8
Walsh Healy Act - Dealer	0	0
Service Contract Act	0	0
Davis Bacon Act	1	51
Not Subject to Above Acts	0	0
PRODUCT OR SERVICE		
Supplies & Equipment	0	0
ADP Equipment, Purchase and Lease	1	8
Research & Development	0	0
Construction	0	0
Architect & Engineering	0	0
Real Property, Purchase & Lease, or Maintenance	0	0
ADP Services (includes Installation & Maintenance)	0	0
Other Services	1	51

**FEDERAL PROCUREMENT DATA SYSTEM
NATIONAL GALLERY OF ART
Actions Reported in Summary on SF281
Fiscal Year 1992 Through Fourth Quarter**

PART I - PRIME CONTRACTS							
	PROCUREMENT METHODS	Number of Actions (a)	NET DOLLAR AMOUNTS (000)				Total Dollars (f)
			Small Business Concerns (b)	Large Business Concerns (c)	Domestic Outside U.S./ Foreign (d)	Other Entities (e)	
NEW AWARDS AND MODIFICATIONS	1. Tariff or Regulated Acquisitions	0					0
	2. Contracts for Foreign Government or International Organization	0					0
	3. Small Purchases	3,423	3,966	691	254	0	4,911
	4. Delivery Orders - GSA Schedules Only	378	1,035	206	9	0	1,250
	5. Delivery Orders- Other Federal Schedules	0	0	0	0	0	0
	6. Delivery Orders - All Other	0	0	0	0	0	0
	7. Other Procurement Methods	59	0	0	0	8	8
	8. TOTAL NEW AWARDS AND MODIFICATIONS	3,858	5,001	897	263	8	6,169
COMPETITION	9. Competed	1,379	1,633	297	1	0	1,931
	10. Not Competed	798	887	142	89	0	1,118
	11. Not Available for Competition	1,681	2,481	458	173	8	3,120
MODIFICATIONS	12. TOTAL MODIFICATIONS (Excluding Line 3)	0					0

PART II - SELECTED SOCIOECONOMIC STATISTICS (Includes both new awards and modifications)					
PREFERENCE PROGRAMS			TYPE OF CONTRACTOR		
CATEGORY	Number of Actions (a)	Total net Dollars (b)	CATEGORY	Number of Actions (a)	Total net Dollars (b)
13. Small Business - Small Purchase Set-Aside	0	0	18. Small Disadvantaged Business	0	0
14. Small Business Set-Aside	0	0	19. Woman-Owned Small Business	0	0
15. Labor Surplus Area Set-Aside	0	0	20. Sheltered Workshop	0	0
16. Combined Labor Surplus/ Small Business Set-Aside	0	0			
17. 8(a) Awards	0	0			

**NATIONAL GALLERY OF ART
Actions Reported Individually on SF279
Fiscal Year 1992 Through Fourth Quarter**

	Actions	Dollars (000)
TOTAL	31	4,174
CICA APPLICABILITY		
Pre-CICA	0	0
CICA Awards	31	4,174
Small Purchases	0	0
Subject to Statute other than CICA	0	0
KIND OF CONTRACT ACTION		
Initial Letter Contract	16	2,636
Def. Contract Superseding Letter	0	0
New Definitive Contract	4	565
Small Purchase Procedure	0	0
Order Under IDC	0	0
Order Under BOA	0	0
Order /Mod Under GSA Schedule	0	0
Order/Mod Under VA or OPM Schedule	0	0
Modifications	11	973
Termination for Default	0	0
Termination for Convenience	0	0
SYNOPSIS OF PROCUREMENT PRIOR TO AWARD		
Synopsized Prior to Award	4	768
Not Synopsized Due to Urgency	0	0
Not Synopsized for Other Reason	27	3,406

FEDERAL PROCUREMENT DATA SYSTEM
NATIONAL GALLERY OF ART
Actions Reported Individually on SF279
Fiscal Year 1992 Through Fourth Quarter

	Actions	Dollars (000)
SOLICITATION PROCEDURE		
Full and Open Competition - Sealed Bid	8	1,123
Full and Open Competition - Comp Proposal	0	0
Full and Open Competition - Combination	0	0
Architect Engineer	0	0
Basic Research	0	0
Multiple Award Schedule	0	0
Alternate Source/Reduced Cost	0	0
Alternate Source/Mobilization	0	0
Alternate Source/Eng R & D	0	0
Set-aside	0	0
Other than Full and Open Competition	23	3,051
FULL AND OPEN COMPETITION WITH ONLY ONE BIDDER/OFFERER	1	132
AUTHORITY FOR OTHER THAN FULL AND OPEN COMPETITION		
Only One Source	10	294
- Follow-on Contract	5	13
- Utilities (Regulated & Telecommunications)	0	0
Unusual & Compelling Urgency	0	0
Mobilization/Essential R&D	0	0
International Agreement	0	0
Authorized by Statute	13	2,757
Authorized Resale	0	0
National Security	0	0
Public Interest	0	0
EXTENT COMPETED		
Competed	19	2,127
Not Available for Competition	2	1,781
Follow-on to Competed Action	5	13
Not Competed	5	253
TYPE OF CONTRACT		
Fixed Price	31	4,174
Cost Reimbursement	0	0
Time and Material	0	0
Labor Hour	0	0
TYPE OF CONTRACTOR		
Small Disadvantaged Business	0	0
Other Small Business	23	2,347
Large Business	8	1,827
Sheltered Workshops	0	0
Educational & Nonprofit	0	0
State & Local Government	0	0
Foreign Contractor	0	0
Domestic Contractor Performing Outside US	0	0
WOMAN-OWNED SMALL BUSINESS	2	94
PREFERENCE PROGRAMS		
Directed to Sheltered Workshop	0	0
8 (a) Program	0	0
Combined LSA/SB Set-aside	0	0
Small Business Set-aside	6	940
Labor Surplus Area Set-aside	0	0
Tie Bid Preference	0	0
Buy Indian/Self Determination Act	0	0
No Preference Program or Not Listed	25	3,234
SUBJECT TO LABOR STATUTES		
Walsh Healy Act - Manufacturer	2	117
Walsh Healy Act - Dealer	7	444
Service Contract Act	3	504
Davis Bacon Act	18	1,695
Not Subject to Above Acts	1	1,414
PRODUCT OR SERVICE		
Supplies & Equipment	5	326
ADP Equipment, Purchase and Lease	1	29
Research & Development	0	0
Construction	19	1,827
Architect & Engineering	2	1,781
Real Property, Purchase & Lease, or Maintenance	0	0
ADP Services (includes Installation & Maintenance)	1	45
Other Services	3	166

FEDERAL PROCUREMENT DATA SYSTEM
NATIONAL LABOR RELATIONS BOARD
 Actions Reported in Summary on SF281
 Fiscal Year 1992 Through Fourth Quarter

PART I - PRIME CONTRACTS						
PROCUREMENT METHODS	Number of Actions (e)	NET DOLLAR AMOUNTS (000)				
		Small Business Concerns (b)	Large Business Concerns (c)	Domestic Outside U.S./ Foreign (d)	Other Entities (e)	Total Dollars (f)
1. Tariff or Regulated Acquisitions	3					2
2. Contracts for Foreign Government or International Organization	0					0
NEW AWARDS AND MODIFICATIONS						
3. Small Purchases	720	862	497	0	0	1,359
4. Delivery Orders - GSA Schedules Only	737	780	1,076	0	0	1,856
5. Delivery Orders - Other Federal Schedules	0	0	0	0	0	0
6. Delivery Orders - All Other	4	1	22	0	0	23
7. Other Procurement Methods	11	181	19	0	0	200
8. TOTAL NEW AWARDS AND MODIFICATIONS	1,475	1,824	1,614	0	0	3,440
COMPETITION						
9. Competed	427	871	384	0	0	1,255
10. Not Competed	302	142	132	0	0	274
11. Not Available for Competition	746	811	1,098	0	0	1,911
MODIFICATIONS						
12. TOTAL MODIFICATIONS (Excluding Line 3)	0					0

PART II - SELECTED SOCIOECONOMIC STATISTICS (Includes both new awards and modifications)					
PREFERENCE PROGRAMS			TYPE OF CONTRACTOR		
CATEGORY	Number of Actions (a)	Total net Dollars (b)	CATEGORY	Number of Actions (a)	Total net Dollars (b)
13. Small Business - Small Purchase Set-Aside	0	0	18. Small Disadvantaged Business	5	34
14. Small Business Set-Aside	8	151	19. Woman-Owned Small Business	25	89
15. Labor Surplus Area Set-Aside	0	0	20. Sheltered Workshop	0	0
16. Combined Labor Surplus/ Small Business Set-Aside	0	0			
17. 8(a) Awards	1	7			

NATIONAL LABOR RELATIONS BOARD
 Actions Reported Individually on SF279
 Fiscal Year 1992 Through Fourth Quarter

	Actions	Dollars (000)
TOTAL	44	4,309
CICA APPLICABILITY		
Pre-CICA	0	0
CICA Awards	44	4,309
Small Purchases	0	0
Subject to Statute other than CICA	0	0
KIND OF CONTRACT ACTION		
Initial Letter Contract	0	0
Def. Contract Superseding Letter	0	0
New Definitive Contract	7	417
Small Purchase Procedure	0	0
Order Under IDC	30	3,377
Order Under BOA	0	0
Order /Mod Under GSA Schedule	7	515
Order/Mod Under VA or OPM Schedule	0	0
Modifications	0	0
Termination for Default	0	0
Termination for Convenience	0	0
SYNOPSIS OF PROCUREMENT PRIOR TO AWARD		
Synopsized Prior to Award	23	1,041
Not Synopsized Due to Urgency	0	0
Not Synopsized for Other Reason	21	3,268

FEDERAL PROCUREMENT DATA SYSTEM
NATIONAL LABOR RELATIONS BOARD
Actions Reported Individually on SF279
Fiscal Year 1992 Through Fourth Quarter

	Actions	Dollars (000)
FULL AND OPEN COMPETITION		
Full and Open Competition - Sealed Bid	23	1,041
Full and Open Competition - Comp Proposal	11	730
Full and Open Competition - Combination	0	0
Architect Engineer	0	0
Basic Research	0	0
Multiple Award Schedule	4	373
Alternate Source/Reduced Cost	0	0
Alternate Source/Mobilization	0	0
Alternate Source/Eng R & D	0	0
Set-aside	0	0
Other than Full and Open Competition	6	2,165
FULL AND OPEN COMPETITION WITH ONLY ONE BIDDER/OFFERER	0	0
AUTHORITY FOR OTHER THAN FULL AND OPEN COMPETITION		
Only One Source	0	0
- Follow-on Contract	0	0
- Utilities (Regulated & Telecommunications)	0	0
Unusual & Compelling Urgency	0	0
Mobilization/Essential R&D	0	0
International Agreement	6	2,165
Authorized by Statute	0	0
Authorized Resale	0	0
National Security	0	0
Public Interest	0	0
EXTENT COMPETED		
Competed	38	2,144
Not Available for Competition	6	2,165
Follow-on to Competed Action	0	0
Not Competed	0	0
TYPE OF CONTRACT		
Fixed Price	38	2,144
Cost Reimbursement	6	2,165
Time and Material	0	0
Labor Hour	0	0
TYPE OF CONTRACTOR		
Small Disadvantaged Business	6	2,165
Other Small Business	25	1,105
Large Business	13	1,039
Sheltered Workshops	0	0
Educational & Nonprofit	0	0
State & Local Government	0	0
Foreign Contractor	0	0
Domestic Contractor Performing Outside US	0	0
WOMAN-OWNED SMALL BUSINESS	20	2,783
PREFERENCE PROGRAMS		
Directed to Sheltered Workshop	0	0
8 (a) Program	6	2,165
Combined LSA/SB Set-aside	0	0
Small Business Set-aside	23	1,041
Labor Surplus Area Set-aside	0	0
Tie Bid Preference	0	0
Buy Indian/Self Determination Act	0	0
No Preference Program or Not Listed	15	1,103
SUBJECT TO LABOR STATUTES		
Walsh Healy Act - Manufacturer	6	438
Walsh Healy Act - Dealer	1	77
Service Contract Act	23	1,041
Davis Bacon Act	0	0
Not Subject to Above Acts	14	2,753
PRODUCT OR SERVICE		
Supplies & Equipment	5	356
ADP Equipment, Purchase and Lease	0	0
Research & Development	0	0
Construction	0	0
Architect & Engineering	0	0
Real Property, Purchase & Lease, or Maintenance	0	0
ADP Services (includes Installation & Maintenance)	2	248
Other Services	37	3,705

**FEDERAL PROCUREMENT DATA SYSTEM
NATIONAL MEDIATION BOARD
Actions Reported in Summary on SF281
Fiscal Year 1992 Through Fourth Quarter**

PART I - PRIME CONTRACTS						
PROCUREMENT METHODS	Number of Actions (a)	NET DOLLAR AMOUNTS (000)				
		Small Business Concerns (b)	Large Business Concerns (c)	Domestic Outside U.S./ Foreign (d)	Other Entities (e)	Total Dollars (f)
1. Tariff or Regulated Acquisitions	0					0
2. Contracts for Foreign Government or International Organization	0					0
NEW AWARDS AND MODIFICATIONS						
3. Small Purchases	3	27	0	0	0	27
4. Delivery Orders - GSA Schedules Only	26	13	22	0	0	35
5. Delivery Orders - Other Federal Schedules	0	0	0	0	0	0
6. Delivery Orders - All Other	146	30	54	0	0	84
7. Other Procurement Methods	49	202	0	0	0	202
8. TOTAL NEW AWARDS AND MODIFICATIONS	224	272	76	0	0	348
COMPETITION						
9. Competed	142	230	54	0	0	284
10. Not Competed	4	3	0	0	0	3
11. Not Available for Competition	78	39	22	0	0	61
MODIFICATIONS						
12. TOTAL MODIFICATIONS (Excluding Line 3)	0					0

PART II - SELECTED SOCIOECONOMIC STATISTICS (Includes both new awards and modifications)					
PREFERENCE PROGRAMS			TYPE OF CONTRACTOR		
CATEGORY	Number of Actions (a)	Total net Dollars (b)	CATEGORY	Number of Actions (a)	Total net Dollars (b)
13. Small Business - Small Purchase Set-Aside	0	0	18. Small Disadvantaged Business	0	0
14. Small Business Set-Aside	0	0	19. Woman-Owned Small Business	3	27
15. Labor Surplus Area Set-Aside	0	0	20. Sheltered Workshop	0	0
16. Combined Labor Surplus/ Small Business Set-Aside	0	0			
17. 8(a) Awards	0	0			

**NATIONAL MEDIATION BOARD
Actions Reported Individually on SF279
Fiscal Year 1992 Through Fourth Quarter**

	Actions	Dollars (000)
TOTAL	129	1,240
CICA APPLICABILITY		
Pre-CICA	0	0
CICA Awards	129	1,240
Small Purchases	0	0
Subject to Statute other than CICA	0	0
KIND OF CONTRACT ACTION		
Initial Letter Contract	0	0
Def. Contract Superseding Letter	0	0
New Definitive Contract	51	732
Small Purchase Procedure	0	0
Order Under IDC	0	0
Order Under BOA	0	0
Order /Mod Under GSA Schedule	1	16
Order/Mod Under VA or OPM Schedule	0	0
Modifications	77	492
Termination for Default	0	0
Termination for Convenience	0	0
SYNOPSIS OF PROCUREMENT PRIOR TO AWARD		
Synopsized Prior to Award	0	0
Not Synopsized Due to Urgency	0	0
Not Synopsized for Other Reason	129	1,240

FEDERAL PROCUREMENT DATA SYSTEM
NATIONAL MEDIATION BOARD
Actions Reported Individually on SF279
Fiscal Year 1992 Through Fourth Quarter

	Actions	Dollars (000)
SELECTION PROCEDURE:		
Full and Open Competition - Sealed Bid	0	0
Full and Open Competition - Comp Proposal	0	0
Full and Open Competition - Combination	0	0
Architect Engineer	0	0
Basic Research	0	0
Multiple Award Schedule	1	16
Alternate Source/Reduced Cost	0	0
Alternate Source/Mobilization	0	0
Alternate Source/Eng R & D	0	0
Set-aside	0	0
Other than Full and Open Competition	128	1,224
FULL AND OPEN COMPETITION WITH ONLY ONE BIDDER/OFFERER	0	0
AUTHORITY FOR OTHER THAN FULL AND OPEN COMPETITION		
Only One Source	128	1,224
- Follow-on Contract	0	0
- Utilities (Regulated & Telecommunications)	0	0
Unusual & Compelling Urgency	0	0
Mobilization/Essential R&D	0	0
International Agreement	0	0
Authorized by Statute	0	0
Authorized Resale	0	0
National Security	0	0
Public Interest	0	0
EXTENT COMPETED		
Competed	52	339
Not Available for Competition	0	0
Follow-on to Competed Action	1	8
Not Competed	76	893
TYPE OF CONTRACT		
Fixed Price	2	29
Cost Reimbursement	0	0
Time and Material	0	0
Labor Hour	127	1,211
TYPE OF CONTRACTOR		
Small Disadvantaged Business	0	0
Other Small Business	128	1,224
Large Business	1	16
Sheltered Workshops	0	0
Educational & Nonprofit	0	0
State & Local Government	0	0
Foreign Contractor	0	0
Domestic Contractor Performing Outside US	0	0
WOMAN-OWNED SMALL BUSINESS	4	44
PREFERENCE PROGRAMS		
Directed to Sheltered Workshop	0	0
8 (a) Program	0	0
Combined LSA/SB Set-aside	0	0
Small Business Set-aside	0	0
Labor Surplus Area Set-aside	0	0
Tie Bid Preference	0	0
Buy Indian/Self Determination Act	0	0
No Preference Program or Not Listed	129	1,240
SUBJECT TO LABOR STATUTES		
Walsh Healy Act - Manufacturer	1	16
Walsh Healy Act - Dealer	0	0
Service Contract Act	0	0
Davis Bacon Act	0	0
Not Subject to Above Acts	128	1,224
PRODUCT OR SERVICE		
Supplies & Equipment	0	0
ADP Equipment, Purchase and Lease	0	0
Research & Development	0	0
Construction	0	0
Architect & Engineering	0	0
Real Property, Purchase & Lease, or Maintenance	0	0
ADP Services (includes Installation & Maintenance)	0	0
Other Services	129	1,240

**FEDERAL PROCUREMENT DATA SYSTEM
NATIONAL SCIENCE FOUNDATION
Actions Reported in Summary on SF281
Fiscal Year 1992 Through Fourth Quarter**

PART I - PRIME CONTRACTS							
	PROCUREMENT METHODS	Number of Actions (a)	NET DOLLAR AMOUNTS (000)				Total Dollars (f)
			Small Business Concerns (b)	Large Business Concerns (c)	Domestic Outside U.S./ Foreign (d)	Other Entities (e)	
NEW AWARDS AND MODIFICATIONS	1. Tariff or Regulated Acquisitions	0					0
	2. Contracts for Foreign Government or International Organization	0					0
	3. Small Purchases	1,910	4,119	779	0	66	4,964
	4. Delivery Orders - GSA Schedules Only	398	518	1,032	0	0	1,550
	5. Delivery Orders - Other Federal Schedules	12	138	17	0	0	155
	6. Delivery Orders - All Other	2	0	3	0	0	3
	7. Other Procurement Methods	2	19	0	0	0	19
	8. TOTAL NEW AWARDS AND MODIFICATIONS	2,324	4,794	1,831	0	66	6,691
COMPETITION	9. Competed	1,074	3,074	953	0	14	4,041
	10. Not Competed	858	1,439	415	0	49	1,903
	11. Not Available for Competition	392	281	463	0	3	747
MODIFICATIONS	12. TOTAL MODIFICATIONS (Excluding Line 3)	0					0

PART II - SELECTED SOCIOECONOMIC STATISTICS (Includes both new awards and modifications)					
PREFERENCE PROGRAMS			TYPE OF CONTRACTOR		
CATEGORY	Number of Actions (a)	Total net Dollars (b)	CATEGORY	Number of Actions (a)	Total net Dollars (b)
13. Small Business - Small Purchase Set-Aside	820	1,845	18. Small Disadvantaged Business	33	169
14. Small Business Set-Aside	231	907	19. Woman-Owned Small Business	178	581
15. Labor Surplus Area Set-Aside	9	16	20. Sheltered Workshop	0	0
16. Combined Labor Surplus/ Small Business Set-Aside	0	0			
17. 8(a) Awards	2	19			

**NATIONAL SCIENCE FOUNDATION
Actions Reported Individually on SF279
Fiscal Year 1992 Through Fourth Quarter**

	Actions	Dollars (000)
TOTAL	323	162,920
CICA APPLICABILITY		
Pre-CICA	2	4,866
CICA Awards	291	118,420
Small Purchases	20	282
Subject to Statute other than CICA	5	894
KIND OF CONTRACT ACTION		
Initial Letter Contract	0	0
Def. Contract Superseding Letter	0	0
New Definitive Contract	29	17,391
Small Purchase Procedure	20	282
Order Under IDC	9	649
Order Under BOA	134	5,909
Order /Mod Under GSA Schedule	17	1,060
Order/Mod Under VA or OPM Schedule	0	0
Modifications	109	137,431
Termination for Default	0	0
Termination for Convenience	0	0
SYNOPSIS OF PROCUREMENT PRIOR TO AWARD		
Synopsized Prior to Award	209	106,705
Not Synopsized Due to Urgency	2	39
Not Synopsized for Other Reason	107	15,718

FEDERAL PROCUREMENT DATA SYSTEM
NATIONAL SCIENCE FOUNDATION
Actions Reported Individually on SF279
Fiscal Year 1992 Through Fourth Quarter

	Actions	Dollars (000)
SOLICITATION PROCEDURE		
Full and Open Competition - Sealed Bid	2	73
Full and Open Competition - Comp Proposal	213	103,445
Full and Open Competition - Combination	0	0
Architect Engineer	3	650
Basic Research	0	0
Multiple Award Schedule	19	1,128
Alternate Source/Reduced Cost	0	0
Alternate Source/Mobilization	0	0
Alternate Source/Eng R & D	0	0
Set-aside	25	3,448
Other than Full and Open Competition	29	7,676
FULL AND OPEN COMPETITION WITH ONLY ONE BIDDER/OFFERER	16	3,878
AUTHORITY FOR OTHER THAN FULL AND OPEN COMPETITION		
Only One Source	24	7,436
- Follow-on Contract	4	2,575
- Utilities (Regulated & Telecommunications)	0	0
Unusual & Compelling Urgency	2	39
Mobilization/Essential R&D	0	0
International Agreement	0	0
Authorized by Statute	3	201
Authorized Resale	0	0
National Security	0	0
Public Interest	0	0
EXTENT COMPETED		
Competed	289	109,596
Not Available for Competition	8	2,251
Follow-on to Competed Action	1	594
Not Competed	20	10,021
TYPE OF CONTRACT		
Fixed Price	81	4,916
Cost Reimbursement	114	112,121
Time and Material	30	3,039
Labor Hour	93	2,386
TYPE OF CONTRACTOR		
Small Disadvantaged Business	56	6,583
Other Small Business	117	4,888
Large Business	108	21,245
Sheltered Workshops	1	40
Educational & Nonprofit	28	19,386
State & Local Government	3	589
Foreign Contractor	0	0
Domestic Contractor Performing Outside US	5	69,731
WOMAN-OWNED SMALL BUSINESS	41	1,892
PREFERENCE PROGRAMS		
Directed to Sheltered Workshop	1	40
8 (a) Program	14	4,843
Combined LSA/SB Set-aside	2	29
Small Business Set-aside	49	1,958
Labor Surplus Area Set-aside	0	0
Tie Bid Preference	0	0
Buy Indian/Self Determination Act	0	0
No Preference Program or Not Listed	252	115,592
SUBJECT TO LABOR STATUTES		
Wash Healy Act - Manufacturer	14	837
Wash Healy Act - Dealer	7	9,168
Service Contract Act	38	1,896
Davis Bacon Act	0	0
Not Subject to Above Acts	259	110,561
PRODUCT OR SERVICE		
Supplies & Equipment	2	75
ADP Equipment, Purchase and Lease	19	2,555
Research & Development	28	120,070
Construction	2	250
Architect & Engineering	3	650
Real Property, Purchase & Lease, or Maintenance	0	0
ADP Services (includes Installation & Maintenance)	43	4,508
Other Services	226	34,812

FEDERAL PROCUREMENT DATA SYSTEM
NATIONAL TRANSPORTATION SAFETY BOARD
Actions Reported in Summary on SF281
Fiscal Year 1992 Through Fourth Quarter

PART I - PRIME CONTRACTS							
	PROCUREMENT METHODS	Number of Actions (a)	NET DOLLAR AMOUNTS (000)				Total Dollars (f)
			Small Business Concerns (b)	Large Business Concerns (c)	Domestic Outside U.S./ Foreign (d)	Other Entities (e)	
NEW AWARDS AND MODIFICATIONS	1. Tariff or Regulated Acquisitions	1					12
	2. Contracts for Foreign Government or International Organization	1					2
	3. Small Purchases	165	307	129	0	0	436
	4. Delivery Orders - GSA Schedules Only	17	15	36	0	0	51
	5. Delivery Orders - Other Federal Schedules	0	0	0	0	0	0
	6. Delivery Orders - All Other	8	2	18	0	0	18
	7. Other Procurement Methods	1	0	5	0	0	5
	8. TOTAL NEW AWARDS AND MODIFICATIONS	193	324	186	0	0	524
COMPETITION	9. Competed	56	103	31	0	0	135
	10. Not Competed	59	96	28	0	0	124
	11. Not Available for Competition	78	125	127	0	0	265
MODIFICATIONS	12. TOTAL MODIFICATIONS (Excluding Line 3)	0					0

PART II - SELECTED SOCIOECONOMIC STATISTICS (Includes both new awards and modifications)					
CATEGORY	PREFERENCE PROGRAMS		CATEGORY	TYPE OF CONTRACTOR	
	Number of Actions (a)	Total net Dollars (b)		Number of Actions (a)	Total net Dollars (b)
13. Small Business - Small Purchase Set-Aside	67	131	18. Small Disadvantaged Business	16	56
14. Small Business Set-Aside	58	183	19. Woman-Owned Small Business	7	16
15. Labor Surplus Area Set-Aside	0	0	20. Sheltered Workshop	1	0
16. Combined Labor Surplus/ Small Business Set-Aside	0	0			
17. 8(a) Awards	0	0			

NATIONAL TRANSPORTATION SAFETY BOARD
Actions Reported Individually on SF279
Fiscal Year 1992 Through Fourth Quarter

	Actions	Dollars (000)
TOTAL	0	0
CICA APPLICABILITY		
Pre-CICA	0	0
CICA Awards	0	0
Small Purchases	0	0
Subject to Statute other than CICA	0	0
KIND OF CONTRACT ACTION		
Initial Letter Contract	0	0
Def. Contract Superseding Letter	0	0
New Definitive Contract	0	0
Small Purchase Procedure	0	0
Order Under IDC	0	0
Order Under BOA	0	0
Order /Mod Under GSA Schedule	0	0
Order/Mod Under VA or OPM Schedule	0	0
Modifications	0	0
Termination for Default	0	0
Termination for Convenience	0	0
SYNOPSIS OF PROCUREMENT PRIOR TO AWARD		
Synopsis Prior to Award	0	0
Not Synopsized Due to Urgency	0	0
Not Synopsized for Other Reason	0	0

FEDERAL PROCUREMENT DATA SYSTEM
NATIONAL TRANSPORTATION SAFETY BOARD
Actions Reported Individually on SF279
Fiscal Year 1992 Through Fourth Quarter

	Actions	Dollars (000)
SELECTION PROCEDURE		
Full and Open Competition - Sealed Bid	0	0
Full and Open Competition - Comp Proposal	0	0
Full and Open Competition - Combination	0	0
Architect Engineer	0	0
Basic Research	0	0
Multiple Award Schedule	0	0
Alternate Source/Reduced Cost	0	0
Alternate Source/Mobilization	0	0
Alternate Source/Eng R & D	0	0
Set-aside	0	0
Other than Full and Open Competition	0	0
FULL AND OPEN COMPETITION WITH ONLY ONE BIDDER/OFFERER		
AUTHORITY FOR OTHER THAN FULL AND OPEN COMPETITION		
Only One Source	0	0
- Follow-on Contract	0	0
- Utilities (Regulated & Telecommunications)	0	0
Unusual & Compelling Urgency	0	0
Mobilization/Essential R&D	0	0
International Agreement	0	0
Authorized by Statute	0	0
Authorized Resale	0	0
National Security	0	0
Public Interest	0	0
EXTENT COMPETED		
Competed	0	0
Not Available for Competition	0	0
Follow-on to Competed Action	0	0
Not Competed	0	0
TYPE OF CONTRACT		
Fixed Price	0	0
Cost Reimbursement	0	0
Time and Material	0	0
Labor Hour	0	0
TYPE OF CONTRACTOR		
Small Disadvantaged Business	0	0
Other Small Business	0	0
Large Business	0	0
Sheltered Workshops	0	0
Educational & Nonprofit	0	0
State & Local Government	0	0
Foreign Contractor	0	0
Domestic Contractor Performing Outside US	0	0
WOMAN-OWNED SMALL BUSINESS		
PREFERENCE PROGRAMS		
Directed to Sheltered Workshop	0	0
8 (a) Program	0	0
Combined LSA/SB Set-aside	0	0
Small Business Set-aside	0	0
Labor Surplus Area Set-aside	0	0
Tie Bid Preference	0	0
Buy Indian/Self Determination Act	0	0
No Preference Program or Not Listed	0	0
SUBJECT TO LABOR STATUTES		
Walsh Healy Act - Manufacturer	0	0
Walsh Healy Act - Dealer	0	0
Service Contract Act	0	0
Davis Bacon Act	0	0
Not Subject to Above Acts	0	0
PRODUCT OR SERVICE		
Supplies & Equipment	0	0
ADP Equipment, Purchase and Lease	0	0
Research & Development	0	0
Construction	0	0
Architect & Engineering	0	0
Real Property, Purchase & Lease, or Maintenance	0	0
ADP Services (includes Installation & Maintenance)	0	0
Other Services	0	0

FEDERAL PROCUREMENT DATA SYSTEM
NUCLEAR REGULATORY COMMISSION
Actions Reported in Summary on SF281
Fiscal Year 1992 Through Fourth Quarter

PART I - PRIME CONTRACTS							
	PROCUREMENT METHODS	Number of Actions (a)	NET DOLLAR AMOUNTS (000)				Total Dollars (f)
			Small Business Concerns (b)	Large Business Concerns (c)	Domestic Outside U.S./ Foreign (d)	Other Entities (e)	
NEW AWARDS AND MODIFICATIONS	1. Tariff or Regulated Acquisitions	0					0
	2. Contracts for Foreign Government or International Organization	0					0
	3. Small Purchases	2,526	5,089	1,453	0	88	6,630
	4. Delivery Orders - GSA Schedules Only	843	1,243	1,389	0	0	2,632
	5. Delivery Orders - Other Federal Schedules	0	0	0	0	0	0
	6. Delivery Orders - All Other	0	0	0	0	0	0
	7. Other Procurement Methods	0	0	0	0	0	0
	8. TOTAL NEW AWARDS AND MODIFICATIONS	3,369	5,332	2,842	0	88	9,262
COMPETITION	9. Competed	995	3,793	1,133	0	20	4,946
	10. Not Competed	510	1,516	1,228	0	28	2,772
	11. Not Available for Competition	1,864	1,023	481	0	40	1,544
MODIFICATIONS	12. TOTAL MODIFICATIONS (Excluding Line 3)	160					180

PART II - SELECTED SOCIOECONOMIC STATISTICS (Includes both new awards and modifications)					
PREFERENCE PROGRAMS			TYPE OF CONTRACTOR		
CATEGORY	Number of Actions (a)	Total net Dollars (b)	CATEGORY	Number of Actions (a)	Total net Dollars (b)
13. Small Business - Small Purchase Set-Aside	1,783	4,949	18. Small Disadvantaged Business	72	257
14. Small Business Set-Aside	0	0	19. Woman-Owned Small Business	146	580
15. Labor Surplus Area Set-Aside	0	0	20. Sheltered Workshop	0	0
16. Combined Labor Surplus/ Small Business Set-Aside	0	0			
17. 8(a) Awards	0	0			

NUCLEAR REGULATORY COMMISSION
Actions Reported Individually on SF279
Fiscal Year 1992 Through Fourth Quarter

	Actions	Dollars (000)
TOTAL	456	42,847
CICA APPLICABILITY		
Pre-CICA	0	0
CICA Awards	456	42,847
Small Purchases	0	0
Subject to Statute other than CICA	0	0
KIND OF CONTRACT ACTION		
Initial Letter Contract	2	62
Def. Contract Superseding Letter	1	17
New Definitive Contract	32	6,268
Small Purchase Procedure	0	0
Order Under IDC	152	7,579
Order Under BOA	0	0
Order /Mod Under GSA Schedule	1	35
Order/Mod Under VA or OPM Schedule	0	0
Modifications	270	28,886
Termination for Default	0	0
Termination for Convenience	0	0
SYNOPSIS OF PROCUREMENT PRIOR TO AWARD		
Synopsized Prior to Award	378	35,590
Not Synopsized Due to Urgency	20	1,107
Not Synopsized for Other Reason	60	6,150

FEDERAL PROCUREMENT DATA SYSTEM
NUCLEAR REGULATORY COMMISSION
 Actions Reported Individually on SF279
 Fiscal Year 1992 Through Fourth Quarter

	Actions	Dollars (000)
SELECTION PROCEDURE		
Full and Open Competition - Sealed Bid	4	179
Full and Open Competition - Comp Proposal	233	18,797
Full and Open Competition - Combination	0	0
Architect Engineer	0	0
Basic Research	0	0
Multiple Award Schedule	1	35
Alternate Source/Reduced Cost	0	0
Alternate Source/Mobilization	0	0
Alternate Source/Eng R & D	0	0
Set-aside	67	6,937
Other than Full and Open Competition	153	16,899
FULL AND OPEN COMPETITION WITH ONLY ONE BIDDER/OFFERER	16	842
AUTHORITY FOR OTHER THAN FULL AND OPEN COMPETITION		
Only One Source	50	4,938
- Follow-on Contract	1	13
- Utilities (Regulated & Telecommunications)	0	0
Unusual & Compelling Urgency	20	1,107
Mobilization/Essential R&D	0	0
International Agreement	0	0
Authorized by Statute	83	10,854
Authorized Resale	0	0
National Security	0	0
Public Interest	0	0
EXTENT COMPETED		
Competed	342	31,098
Not Available for Competition	48	5,733
Follow-on to Competed Action	0	0
Not Competed	68	6,016
TYPE OF CONTRACT		
Fixed Price	84	8,519
Cost Reimbursement	352	30,486
Time and Material	16	3,317
Labor Hour	6	525
TYPE OF CONTRACTOR		
Small Disadvantaged Business	87	11,232
Other Small Business	124	11,332
Large Business	202	11,198
Sheltered Workshops	1	150
Educational & Nonprofit	27	7,455
State & Local Government	17	1,480
Foreign Contractor	0	0
Domestic Contractor Performing Outside US	0	0
WOMAN-OWNED SMALL BUSINESS	6	106
PREFERENCE PROGRAMS		
Directed to Sheltered Workshop	1	150
8 (a) Program	83	10,854
Combined LSA/SB Set-aside	0	0
Small Business Set-aside	66	6,787
Labor Surplus Area Set-aside	0	0
Tie Bid Preference	0	0
Buy Indian/Self Determination Act	0	0
No Preference Program or Not Listed	308	25,056
SUBJECT TO LABOR STATUTES		
Walsh Healy Act - Manufacturer	3	146
Walsh Healy Act - Dealer	2	1,639
Service Contract Act	126	14,480
Davis Bacon Act	0	0
Not Subject to Above Acts	327	26,582
PRODUCT OR SERVICE		
Supplies & Equipment	7	1,640
ADP Equipment, Purchase and Lease	6	2,047
Research & Development	47	4,424
Construction	0	0
Architect & Engineering	0	0
Real Property, Purchase & Lease, or Maintenance	0	0
ADP Services (includes Installation & Maintenance)	125	13,825
Other Services	273	20,911

FEDERAL PROCUREMENT DATA SYSTEM
OCCUPATIONAL SAFETY AND HEALTH REVIEW COMMISSION
Actions Reported in Summary on SF281
Fiscal Year 1992 Through Fourth Quarter

PART I - PRIME CONTRACTS							
	PROCUREMENT METHODS	Number of Actions (a)	NET DOLLAR AMOUNTS (000)				Total Dollars (f)
			Small Business Concerns (b)	Large Business Concerns (c)	Domestic Outside U.S./ Foreign (d)	Other Entities (e)	
NEW AWARDS AND MODIFICATIONS	1. Tariff or Regulated Acquisitions	0					0
	2. Contracts for Foreign Government or International Organization	0					0
	3. Small Purchases	358	190	96	0	0	286
	4. Delivery Orders - GSA Schedules Only	41	3	60	0	0	63
	5. Delivery Orders - Other Federal Schedules	2	0	10	0	0	10
	6. Delivery Orders - All Other	0	0	0	0	0	0
	7. Other Procurement Methods	7	0	0	0	14	14
	8. TOTAL NEW AWARDS AND MODIFICATIONS	408	193	166	0	14	373
COMPETITION	9. Competed	400	193	166	0	0	359
	10. Not Competed	2	0	0	0	0	0
	11. Not Available for Competition	6	0	0	0	14	14
MODIFICATIONS	12. TOTAL MODIFICATIONS (Excluding Line 3)	153					24

PART II - SELECTED SOCIOECONOMIC STATISTICS (Includes both new awards and modifications)					
PREFERENCE PROGRAMS			TYPE OF CONTRACTOR		
CATEGORY	Number of Actions (a)	Total net Dollars (b)	CATEGORY	Number of Actions (a)	Total net Dollars (b)
13. Small Business - Small Purchase Set-Aside	1	0	18. Small Disadvantaged Business	0	0
14. Small Business Set-Aside	0	0	19. Woman-Owned Small Business	1	0
15. Labor Surplus Area Set-Aside	1	0	20. Sheltered Workshop	0	0
16. Combined Labor Surplus/ Small Business Set-Aside	0	0			
17. 8(a) Awards	0	0			

OCCUPATIONAL SAFETY AND HEALTH REVIEW COMMISSION
Actions Reported Individually on SF279
Fiscal Year 1992 Through Fourth Quarter

	Actions	Dollars (000)
TOTAL	0	0
CICA APPLICABILITY		
Pre-CICA	0	0
CICA Awards	0	0
Small Purchases	0	0
Subject to Statute other than CICA	0	0
KIND OF CONTRACT ACTION		
Initial Letter Contract	0	0
Def. Contract Superseding Letter	0	0
New Definitive Contract	0	0
Small Purchase Procedure	0	0
Order Under IDC	0	0
Order Under BOA	0	0
Order /Mod Under GSA Schedule	0	0
Order/Mod Under VA or OPM Schedule	0	0
Modifications	0	0
Termination for Default	0	0
Termination for Convenience	0	0
SYNOPSIS OF PROCUREMENT PRIOR TO AWARD		
Synopsized Prior to Award	0	0
Not Synopsized Due to Urgency	0	0
Not Synopsized for Other Reason	0	0

FEDERAL PROCUREMENT DATA SYSTEM
OCCUPATIONAL SAFETY AND HEALTH REVIEW COMMISSION
 Actions Reported Individually on SF279
 Fiscal Year 1992 Through Fourth Quarter

	Actions	Dollars (000)
SOLICITATION PROCEDURE		
Full and Open Competition - Sealed Bid	0	0
Full and Open Competition - Comp Proposal	0	0
Full and Open Competition - Combination	0	0
Architect Engineer	0	0
Basic Research	0	0
Multiple Award Schedule	0	0
Alternate Source/Reduced Cost	0	0
Alternate Source/Mobilization	0	0
Alternate Source/Eng R & D	0	0
Set-aside	0	0
Other than Full and Open Competition	0	0
FULL AND OPEN COMPETITION WITH ONLY ONE BIDDER/OFFERER	0	0
AUTHORITY FOR OTHER THAN FULL AND OPEN COMPETITION		
Only One Source	0	0
- Follow-on Contract	0	0
- Utilities (Regulated & Telecommunications)	0	0
Unusual & Compelling Urgency	0	0
Mobilization/Essential R&D	0	0
International Agreement	0	0
Authorized by Statute	0	0
Authorized Resale	0	0
National Security	0	0
Public Interest	0	0
EXTENT COMPETED		
Competed	0	0
Not Available for Competition	0	0
Follow-on to Competed Action	0	0
Not Competed	0	0
TYPE OF CONTRACT		
Fixed Price	0	0
Cost Reimbursement	0	0
Time and Material	0	0
Labor Hour	0	0
TYPE OF CONTRACTOR		
Small Disadvantaged Business	0	0
Other Small Business	0	0
Large Business	0	0
Sheltered Workshops	0	0
Educational & Nonprofit	0	0
State & Local Government	0	0
Foreign Contractor	0	0
Domestic Contractor Performing Outside US	0	0
WOMAN-OWNED SMALL BUSINESS	0	0
PREFERENCE PROGRAMS		
Directed to Sheltered Workshop	0	0
8 (a) Program	0	0
Combined LSA/SB Set-aside	0	0
Small Business Set-aside	0	0
Labor Surplus Area Set-aside	0	0
Tie Bid Preference	0	0
Buy Indian/Self Determination Act	0	0
No Preference Program or Not Listed	0	0
SUBJECT TO LABOR STATUTES		
Walsh Healy Act - Manufacturer	0	0
Walsh Healy Act - Dealer	0	0
Service Contract Act	0	0
Davis Bacon Act	0	0
Not Subject to Above Acts	0	0
PRODUCT OR SERVICE		
Supplies & Equipment	0	0
ADP Equipment, Purchase and Lease	0	0
Research & Development	0	0
Construction	0	0
Architect & Engineering	0	0
Real Property, Purchase & Lease, or Maintenance	0	0
ADP Services (includes Installation & Maintenance)	0	0
Other Services	0	0

FEDERAL PROCUREMENT DATA SYSTEM
OFFICE OF PERSONNEL MANAGEMENT
Actions Reported in Summary on SF281
Fiscal Year 1992 Through Fourth Quarter

PART I - PRIME CONTRACTS							
	PROCUREMENT METHODS	Number of Actions (a)	NET DOLLAR AMOUNTS (000)				Total Dollars (f)
			Small Business Concerns (b)	Large Business Concerns (c)	Domestic Outside U.S./ Foreign (d)	Other Entities (e)	
NEW AWARDS AND MODIFICATIONS	1. Tariff or Regulated Acquisitions	0					0
	2. Contracts for Foreign Government or International Organization	0					0
	3. Small Purchases	26,984	33,178	5,000	52	681	38,911
	4. Delivery Orders - GSA Schedules Only	2,679	4,774	4,020	0	79	8,873
	5. Delivery Orders - Other Federal Schedules	0	0	0	0	0	0
	6. Delivery Orders - All Other	4	42	0	0	0	42
	7. Other Procurement Methods	0	0	0	0	0	0
	8. TOTAL NEW AWARDS AND MODIFICATIONS	29,667	37,994	9,020	52	760	47,826
COMPETITION	9. Competed	4,592	9,649	4,803	0	212	14,664
	10. Not Competed	5,054	4,086	1,012	20	119	5,237
	11. Not Available for Competition	20,021	24,259	3,205	32	429	27,925
MODIFICATIONS	12. TOTAL MODIFICATIONS (Excluding Line 3)	0					0

PART II - SELECTED SOCIOECONOMIC STATISTICS (Includes both new awards and modifications)					
PREFERENCE PROGRAMS			TYPE OF CONTRACTOR		
CATEGORY	Number of Actions (a)	Total net Dollars (b)	CATEGORY	Number of Actions (a)	Total net Dollars (b)
13. Small Business - Small Purchase Set-Aside	22,549	33,178	18. Small Disadvantaged Business	1,146	1,569
14. Small Business Set-Aside	0	0	19. Woman-Owned Small Business	3,585	5,147
15. Labor Surplus Area Set-Aside	0	0	20. Sheltered Workshop	175	106
16. Combined Labor Surplus/ Small Business Set-Aside	0	0			
17. 8(a) Awards	0	0			

OFFICE OF PERSONNEL MANAGEMENT
Actions Reported Individually on SF279
Fiscal Year 1992 Through Fourth Quarter

	Actions	Dollars (000)
TOTAL	1,882	55,028
CICA APPLICABILITY		
Pre-CICA	1	33
CICA Awards	1,880	54,692
Small Purchases	0	0
Subject to Statute other than CICA	1	303
KIND OF CONTRACT ACTION		
Initial Letter Contract	0	0
Def. Contract Superseding Letter	0	0
New Definitive Contract	25	9,575
Small Purchase Procedure	0	0
Order Under IDC	1,799	42,389
Order Under BOA	0	0
Order /Mod Under GSA Schedule	58	3,064
Order/Mod Under VA or OPM Schedule	0	0
Modifications	0	0
Termination for Default	0	0
Termination for Convenience	0	0
SYNOPSIS OF PROCUREMENT PRIOR TO AWARD		
Synopsized Prior to Award	1,824	51,292
Not Synopsized Due to Urgency	0	0
Not Synopsized for Other Reason	58	3,736

FEDERAL PROCUREMENT DATA SYSTEM
OFFICE OF PERSONNEL MANAGEMENT
Actions Reported Individually on SF279
Fiscal Year 1992 Through Fourth Quarter

	Actions	Dollars (000)
SELECTION PROCEDURE		
Full and Open Competition - Sealed Bid	1	500
Full and Open Competition - Comp Proposal	1,810	49,826
Full and Open Competition - Combination	0	0
Architect Engineer	0	0
Basic Research	0	0
Multiple Award Schedule	48	2,269
Alternate Source/Reduced Cost	0	0
Alternate Source/Mobilization	0	0
Alternate Source/Eng R & D	0	0
Set-aside	2	133
Other than Full and Open Competition	19	1,964
FULL AND OPEN COMPETITION WITH ONLY ONE BIDDER/OFFERER	1	104
AUTHORITY FOR OTHER THAN FULL AND OPEN COMPETITION		
Only One Source	3	221
- Follow-on Contract	0	0
- Utilities (Regulated & Telecommunications)	0	0
Unusual & Compelling Urgency	0	0
Mobilization/Essential R&D	0	0
International Agreement	0	0
Authorized by Statute	16	1,743
Authorized Resale	0	0
National Security	0	0
Public Interest	0	0
EXTENT COMPLETED		
Competed	1,863	52,896
Not Available for Competition	15	1,216
Follow-on to Completed Action	4	916
Not Completed	0	0
TYPE OF CONTRACT		
Fixed Price	1,878	52,333
Cost Reimbursement	1	1,011
Time and Material	1	104
Labor Hour	2	1,580
TYPE OF CONTRACTOR		
Small Disadvantaged Business	85	4,621
Other Small Business	681	17,389
Large Business	1,102	32,576
Sheltered Workshops	1	303
Educational & Nonprofit	0	0
State & Local Government	0	0
Foreign Contractor	0	0
Domestic Contractor Performing Outside US	3	139
WOMAN-OWNED SMALL BUSINESS	231	3,769
PREFERENCE PROGRAMS		
Directed to Sheltered Workshop	0	0
8 (a) Program	88	3,388
Combined LSA/SB Set-aside	3	35
Small Business Set-aside	1	29
Labor Surplus Area Set-aside	0	0
Tie Bid Preference	0	0
Buy Indian/Self Determination Act	0	0
No Preference Program or Not Listed	1,790	51,576
SUBJECT TO LABOR STATUTES		
Walsh Healy Act - Manufacturer	42	2,580
Walsh Healy Act - Dealer	15	1,039
Service Contract Act	72	11,917
Davis Bacon Act	0	0
Not Subject to Above Acts	1,753	39,492
PRODUCT OR SERVICE		
Supplies & Equipment	22	910
ADP Equipment, Purchase and Lease	21	1,902
Research & Development	0	0
Construction	0	0
Architect & Engineering	0	0
Real Property, Purchase & Lease, or Maintenance	0	0
ADP Services (includes Installation & Maintenance)	36	4,739
Other Services	1,803	47,477

FEDERAL PROCUREMENT DATA SYSTEM
PEACE CORPS
Actions Reported in Summary on SF281
Fiscal Year 1992 Through Fourth Quarter

PART I - PRIME CONTRACTS							
	PROCUREMENT METHODS	Number of Actions (a)	NET DOLLAR AMOUNTS (000)				
			Small Business Concerns (b)	Large Business Concerns (c)	Domestic Outside U.S./ Foreign (d)	Other Entities (e)	Total Dollars (f)
NEW AWARDS AND MODIFICATIONS	1. Tariff or Regulated Acquisitions	0					0
	2. Contracts for Foreign Government or International Organization	0					0
	3. Small Purchases	13,797	3,216	320	14,350	4,552	22,438
	4. Delivery Orders - GSA Schedules Only	137	303	359	0	0	662
	5. Delivery Orders - Other Federal Schedules	0	0	0	0	0	0
	6. Delivery Orders - All Other	45	0	80	0	0	80
	7. Other Procurement Methods	0	0	0	0	0	0
	8. TOTAL NEW AWARDS AND MODIFICATIONS	13,879	3,519	759	14,350	4,552	23,180
COMPETITION	9. Competed	2,309	2,158	234	6,489	1,887	10,768
	10. Not Competed	1,682	488	311	3,040	953	4,792
	11. Not Available for Competition	9,988	873	214	4,821	1,712	7,620
MODIFICATIONS	12. TOTAL MODIFICATIONS (Excluding Line 3)	124					29

PART II - SELECTED SOCIOECONOMIC STATISTICS (Includes both new awards and modifications)					
PREFERENCE PROGRAMS			TYPE OF CONTRACTOR		
CATEGORY	Number of Actions (a)	Total net Dollars (b)	CATEGORY	Number of Actions (a)	Total net Dollars (b)
13. Small Business - Small Purchase Set-Aside	0	0	18. Small Disadvantaged Business	21	73
14. Small Business Set-Aside	0	0	19. Woman-Owned Small Business	195	1,065
15. Labor Surplus Area Set-Aside	0	0	20. Sheltered Workshop	0	0
16. Combined Labor Surplus/ Small Business Set-Aside	0	0			
17. 8(a) Awards	0	0			

PEACE CORPS
Actions Reported Individually on SF279
Fiscal Year 1992 Through Fourth Quarter

	Actions	Dollars (000)
TOTAL	182	11,038
CICA APPLICABILITY		
Pre-CICA	0	0
CICA Awards	182	11,038
Small Purchases	0	0
Subject to Statute other than CICA	0	0
KIND OF CONTRACT ACTION		
Initial Letter Contract	0	0
Def. Contract Superseding Letter	0	0
New Definitive Contract	66	3,496
Small Purchase Procedure	0	0
Order Under IDC	3	100
Order Under BOA	0	0
Order /Mod Under GSA Schedule	2	151
Order/Mod Under VA or OPM Schedule	1	4
Modifications	90	7,287
Termination for Default	0	0
Termination for Convenience	0	0
SYNOPSIS OF PROCUREMENT PRIOR TO AWARD		
Synopsized Prior to Award	115	8,291
Not Synopsized Due to Urgency	0	0
Not Synopsized for Other Reason	47	2,747

FEDERAL PROCUREMENT DATA SYSTEM
PEACE CORPS
Actions Reported Individually on SF279
Fiscal Year 1992 Through Fourth Quarter

	Actions	Dollars (000)
SOLICITATION PROCEDURE		
Full and Open Competition - Sealed Bid	1	4
Full and Open Competition - Comp Proposal	130	8,878
Full and Open Competition - Combination	0	0
Architect Engineer	0	0
Basic Research	0	0
Multiple Award Schedule	2	151
Alternate Source/Reduced Cost	0	0
Alternate Source/Mobilization	0	0
Alternate Source/Eng R & D	0	0
Set-aside	0	0
Other than Full and Open Competition	29	2,005
FULL AND OPEN COMPETITION WITH ONLY ONE BIDDER/OFFERER	29	3,065
AUTHORITY FOR OTHER THAN FULL AND OPEN COMPETITION		
Only One Source	17	1,263
- Follow-on Contract	0	0
- Utilities (Regulated & Telecommunications)	1	28
Unusual & Compelling Urgency	0	0
Mobilization/Essential R&D	0	0
International Agreement	0	0
Authorized by Statute	12	742
Authorized Resale	0	0
National Security	0	0
Public Interest	0	0
EXTENT COMPETED		
Competed	133	9,033
Not Available for Competition	12	742
Follow-on to Competed Action	0	0
Not Competed	17	1,263
TYPE OF CONTRACT		
Fixed Price	113	4,492
Cost Reimbursement	46	6,463
Time and Material	3	83
Labor Hour	0	0
TYPE OF CONTRACTOR		
Small Disadvantaged Business	12	742
Other Small Business	19	1,291
Large Business	41	1,641
Sheltered Workshops	0	0
Educational & Nonprofit	0	0
State & Local Government	4	496
Foreign Contractor	40	2,842
Domestic Contractor Performing Outside US	46	4,026
WOMAN-OWNED SMALL BUSINESS	3	408
PREFERENCE PROGRAMS		
Directed to Sheltered Workshop	0	0
8 (a) Program	12	742
Combined LSA/SB Set-aside	0	0
Small Business Set-aside	5	662
Labor Surplus Area Set-aside	0	0
Tie Bid Preference	0	0
Buy Indian/Self Determination Act	0	0
No Preference Program or Not Listed	145	9,634
SUBJECT TO LABOR STATUTES		
Walsh Healy Act - Manufacturer	2	183
Walsh Healy Act - Dealer	21	676
Service Contract Act	16	497
Davis Bacon Act	0	0
Not Subject to Above Acts	123	9,682
PRODUCT OR SERVICE		
Supplies & Equipment	14	551
ADP Equipment, Purchase and Lease	3	251
Research & Development	0	0
Construction	0	0
Architect & Engineering	0	0
Real Property, Purchase & Lease, or Maintenance	6	274
ADP Services (includes Installation & Maintenance)	7	170
Other Services	132	9,792

FEDERAL PROCUREMENT DATA SYSTEM
PENNSYLVANIA AVENUE DEVELOPMENT CORPORATION
Actions Reported in Summary on SF281
Fiscal Year 1992 Through Fourth Quarter

PART I - PRIME CONTRACTS							
	PROCUREMENT METHODS	Number of Actions (a)	NET DOLLAR AMOUNTS (000)				Total Dollars (f)
			Small Business Concerns (b)	Large Business Concerns (c)	Domestic Outside U.S./ Foreign (d)	Other Entities (e)	
NEW AWARDS AND MODIFICATIONS	1. Tariff or Regulated Acquisitions	0					0
	2. Contracts for Foreign Government or International Organization	0					0
	3. Small Purchases	29	67	75	0	0	142
	4. Delivery Orders - GSA Schedules Only	13	31	22	0	0	53
	5. Delivery Orders - Other Federal Schedules	90	201	104	0	0	305
	6. Delivery Orders - All Other	40	87	30	0	0	117
	7. Other Procurement Methods	39	30	25	0	0	55
	8. TOTAL NEW AWARDS AND MODIFICATIONS	211	416	256	0	0	672
COMPETITION	9. Competed	128	229	151	0	0	380
	10. Not Competed	48	93	81	0	0	174
	11. Not Available for Competition	35	94	24	0	0	118
MODIFICATIONS	12. TOTAL MODIFICATIONS (Excluding Line 3)	0					0

PART II - SELECTED SOCIOECONOMIC STATISTICS (Includes both new awards and modifications)					
PREFERENCE PROGRAMS			TYPE OF CONTRACTOR		
CATEGORY	Number of Actions (a)	Total net Dollars (b)	CATEGORY	Number of Actions (a)	Total net Dollars (b)
13. Small Business - Small Purchase Set-Aside	0	0	18. Small Disadvantaged Business	0	0
14. Small Business Set-Aside	0	0	19. Woman-Owned Small Business	0	0
15. Labor Surplus Area Set-Aside	0	0	20. Sheltered Workshop	0	0
16. Combined Labor Surplus/ Small Business Set-Aside	0	0			
17. 8(a) Awards	0	0			

PENNSYLVANIA AVENUE DEVELOPMENT CORPORATION
Actions Reported Individually on SF279
Fiscal Year 1992 Through Fourth Quarter

	Actions	Dollars (000)
TOTAL	3	503
CICA APPLICABILITY		
Pre-CICA	3	503
CICA Awards	0	0
Small Purchases	0	0
Subject to Statute other than CICA	0	0
KIND OF CONTRACT ACTION		
Initial Letter Contract	0	0
Def. Contract Superseding Letter	0	0
New Definitive Contract	3	503
Small Purchase Procedure	0	0
Order Under IDC	0	0
Order Under BOA	0	0
Order /Mod Under GSA Schedule	0	0
Order/Mod Under VA or OPM Schedule	0	0
Modifications	0	0
Termination for Default	0	0
Termination for Convenience	0	0
SYNOPSIS OF PROCUREMENT PRIOR TO AWARD		
Synopsized Prior to Award	0	0
Not Synopsized Due to Urgency	0	0
Not Synopsized for Other Reason	3	503

FEDERAL PROCUREMENT DATA SYSTEM
PENNSYLVANIA AVENUE DEVELOPMENT CORPORATION
 Actions Reported Individually on SF279
 Fiscal Year 1992 Through Fourth Quarter

	Actions	Dollars (\$00)
SOLICITATION PROCEDURE		
Full and Open Competition - Sealed Bid	0	0
Full and Open Competition - Comp Proposal	0	0
Full and Open Competition - Combination	0	0
Architect Engineer	0	0
Basic Research	0	0
Multiple Award Schedule	0	0
Alternate Source/Reduced Cost	0	0
Alternate Source/Mobilization	0	0
Alternate Source/Eng R & D	0	0
Set-aside	0	0
Other than Full and Open Competition	0	0
FULL AND OPEN COMPETITION WITH ONLY ONE BIDDER/OFFERER	0	0
AUTHORITY FOR OTHER THAN FULL AND OPEN COMPETITION		
Only One Source	0	0
- Follow-on Contract	0	0
- Utilities (Regulated & Telecommunications)	0	0
Unusual & Compelling Urgency	0	0
Mobilization/Essential R&D	0	0
International Agreement	0	0
Authorized by Statute	0	0
Authorized Resale	0	0
National Security	0	0
Public Interest	0	0
EXTENT COMPLETED		
Competed	0	0
Not Available for Competition	0	0
Follow-on to Completed Action	1	87
Not Completed	2	416
TYPE OF CONTRACT		
Fixed Price	3	503
Cost Reimbursement	0	0
Time and Material	0	0
Labor Hour	0	0
TYPE OF CONTRACTOR		
Small Disadvantaged Business	0	0
Other Small Business	0	0
Large Business	3	503
Sheltered Workshops	0	0
Educational & Nonprofit	0	0
State & Local Government	0	0
Foreign Contractor	0	0
Domestic Contractor Performing Outside US	0	0
WOMAN-OWNED SMALL BUSINESS		
PREFERENCE PROGRAMS		
Directed to Sheltered Workshop	0	0
8 (a) Program	0	0
Combined LSA/SB Set-aside	0	0
Small Business Set-aside	0	0
Labor Surplus Area Set-aside	0	0
Tie Bid Preference	0	0
Buy Indian/Self Determination Act	0	0
No Preference Program or Not Listed	3	503
SUBJECT TO LABOR STATUTES		
Walsh Healy Act - Manufacturer	0	0
Walsh Healy Act - Dealer	0	0
Service Contract Act	0	0
Davis Bacon Act	0	0
Not Subject to Above Acts	3	503
PRODUCT OR SERVICE		
Supplies & Equipment	0	0
ADP Equipment, Purchase and Lease	0	0
Research & Development	0	0
Construction	0	0
Architect & Engineering	2	373
Real Property, Purchase & Lease, or Maintenance	0	0
ADP Services (includes Installation & Maintenance)	0	0
Other Services	1	130

FEDERAL PROCUREMENT DATA SYSTEM
RAILROAD RETIREMENT BOARD
Actions Reported in Summary on SF281
Fiscal Year 1992 Through Fourth Quarter

PART I - PRIME CONTRACTS							
	PROCUREMENT METHODS	Number of Actions (a)	NET DOLLAR AMOUNTS (000)				Total Dollars (f)
			Small Business Concerns (b)	Large Business Concerns (c)	Domestic Outside U.S./ Foreign (d)	Other Entities (e)	
NEW AWARDS AND MODIFICATIONS	1. Tariff or Regulated Acquisitions	0					0
	2. Contracts for Foreign Government or International Organization	0					0
	3. Small Purchases	3,075	1,609	1,268	0	63	2,940
	4. Delivery Orders - GSA Schedules Only	632	397	845	0	0	1,242
	5. Delivery Orders - Other Federal Schedules	0	0	0	0	0	0
	6. Delivery Orders - All Other	0	0	0	0	0	0
	7. Other Procurement Methods	3	26	0	0	0	26
	8. TOTAL NEW AWARDS AND MODIFICATIONS	3,710	2,032	2,113	0	63	4,208
COMPETITION	9. Competed	1,040	1,172	1,223	0	12	2,407
	10. Not Competed	114	250	431	0	22	703
	11. Not Available for Competition	2,556	610	459	0	29	1,098
MODIFICATIONS	12. TOTAL MODIFICATIONS (Excluding Line 3)	0					0

PART II - SELECTED SOCIOECONOMIC STATISTICS (Includes both new awards and modifications)					
PREFERENCE PROGRAMS			TYPE OF CONTRACTOR		
CATEGORY	Number of Actions (a)	Total net Dollars (b)	CATEGORY	Number of Actions (a)	Total net Dollars (b)
13. Small Business - Small Purchase Set-Aside	0	0	18. Small Disadvantaged Business	0	0
14. Small Business Set-Aside	0	0	19. Woman-Owned Small Business	0	0
15. Labor Surplus Area Set-Aside	0	0	20. Sheltered Workshop	0	0
16. Combined Labor Surplus/ Small Business Set-Aside	0	0			
17. 8(a) Awards	3	26			

RAILROAD RETIREMENT BOARD
Actions Reported Individually on SF279
Fiscal Year 1992 Through Fourth Quarter

	Actions	Dollars (000)
TOTAL	61	7,789
CICA APPLICABILITY		
Pre-CICA	0	0
CICA Awards	57	7,434
Small Purchases	0	0
Subject to Statute other than CICA	4	365
KIND OF CONTRACT ACTION		
Initial Letter Contract	0	0
Def. Contract Superseding Letter	0	0
New Definitive Contract	9	988
Small Purchase Procedure	0	0
Order Under IDC	6	471
Order Under BOA	0	0
Order /Mod Under GSA Schedule	12	819
Order/Mod Under VA or OPM Schedule	0	0
Modifications	34	5,521
Termination for Default	0	0
Termination for Convenience	0	0
SYNOPSIS OF PROCUREMENT PRIOR TO AWARD		
Synopsized Prior to Award	47	5,994
Not Synopsized Due to Urgency	0	0
Not Synopsized for Other Reason	14	1,805

FEDERAL PROCUREMENT DATA SYSTEM
RAILROAD RETIREMENT BOARD
Actions Reported Individually on SF279
Fiscal Year 1992 Through Fourth Quarter

	Actions	Dollars (000)
SOLICITATION PROCEDURE		
Full and Open Competition - Sealed Bid	5	519
Full and Open Competition - Comp Proposal	25	4,388
Full and Open Competition - Combination	0	0
Architect Engineer	0	0
Basic Research	0	0
Multiple Award Schedule	11	757
Alternate Source/Reduced Cost	0	0
Alternate Source/Mobilization	0	0
Alternate Source/Eng R & D	0	0
Set-aside	0	0
Other than Full and Open Competition	16	1,770
FULL AND OPEN COMPETITION WITH ONLY ONE BIDDER/OFFERER	0	0
AUTHORITY FOR OTHER THAN FULL AND OPEN COMPETITION		
Only One Source	3	496
- Follow-on Contract	1	394
- Utilities (Regulated & Telecommunications)	0	0
Unusual & Compelling Urgency	1	28
Mobilization/Essential R&D	0	0
International Agreement	0	0
Authorized by Statute	5	755
Authorized Resale	0	0
National Security	0	0
Public Interest	7	491
EXTENT COMPLETED		
Completed	48	6,155
Not Available for Competition	9	1,120
Follow-on to Completed Action	1	394
Not Completed	3	130
TYPE OF CONTRACT		
Fixed Price	61	7,799
Cost Reimbursement	0	0
Time and Material	0	0
Labor Hour	0	0
TYPE OF CONTRACTOR		
Small Disadvantaged Business	5	755
Other Small Business	22	1,800
Large Business	34	5,244
Sheltered Workshops	0	0
Educational & Nonprofit	0	0
State & Local Government	0	0
Foreign Contractor	0	0
Domestic Contractor Performing Outside US	0	0
WOMAN-OWNED SMALL BUSINESS	0	0
PREFERENCE PROGRAMS		
Directed to Sheltered Workshop	0	0
8 (a) Program	5	755
Combined LSA/SB Set-aside	0	0
Small Business Set-aside	11	947
Labor Surplus Area Set-aside	0	0
Tie Bid Preference	0	0
Buy Indian/Self Determination Act	0	0
No Preference Program or Not Listed	45	6,097
SUBJECT TO LABOR STATUTES		
Walsh Healy Act - Manufacturer	20	3,442
Walsh Healy Act - Dealer	5	218
Service Contract Act	19	1,543
Davis Bacon Act	1	180
Not Subject to Above Acts	16	2,416
PRODUCT OR SERVICE		
Supplies & Equipment	3	524
ADP Equipment, Purchase and Lease	12	1,474
Research & Development	0	0
Construction	1	180
Architect & Engineering	0	0
Real Property, Purchase & Lease, or Maintenance	0	0
ADP Services (includes Installation & Maintenance)	20	3,344
Other Services	25	2,277

FEDERAL PROCUREMENT DATA SYSTEM
SECURITIES AND EXCHANGE COMMISSION
Actions Reported in Summary on SF281
Fiscal Year 1992 Through Fourth Quarter

PART I - PRIME CONTRACTS							
	PROCUREMENT METHODS	Number of Actions (a)	NET DOLLAR AMOUNTS (000)				
			Small Business Concerns (b)	Large Business Concerns (c)	Domestic Outside U.S./ Foreign (d)	Other Entities (e)	Total Dollars (f)
NEW AWARDS AND MODIFICATIONS	1. Tariff or Regulated Acquisitions	0					0
	2. Contracts for Foreign Government or International Organization	0					0
	3. Small Purchases	3,113	5,038	1,181	0	0	6,219
	4. Delivery Orders - GSA Schedules Only	419	587	609	0	0	1,196
	5. Delivery Orders - Other Federal Schedules	0	0	0	0	0	0
	6. Delivery Orders - All Other	0	0	0	0	0	0
	7. Other Procurement Methods	0	0	0	0	0	0
	8. TOTAL NEW AWARDS AND MODIFICATIONS	3,532	5,625	1,780	0	0	7,415
COMPETITION	9. Competed	809	2,242	1,267	0	0	3,509
	10. Not Competed	2,723	3,383	523	0	0	3,906
	11. Not Available for Competition	0	0	0	0	0	0
MODIFICATIONS	12. TOTAL MODIFICATIONS (Excluding Line 3)	0					0

PART II - SELECTED SOCIOECONOMIC STATISTICS (Includes both new awards and modifications)					
PREFERENCE PROGRAMS			TYPE OF CONTRACTOR		
CATEGORY	Number of Actions (a)	Total net Dollars (b)	CATEGORY	Number of Actions (a)	Total net Dollars (b)
13. Small Business - Small Purchase Set-Aside	2,040	5,038	18. Small Disadvantaged Business	0	0
14. Small Business Set-Aside	0	0	19. Woman-Owned Small Business	0	0
15. Labor Surplus Area Set-Aside	0	0	20. Sheltered Workshop	0	0
16. Combined Labor Surplus/ Small Business Set-Aside	0	0			
17. 8(a) Awards	0	0			

SECURITIES AND EXCHANGE COMMISSION
Actions Reported Individually on SF279
Fiscal Year 1992 Through Fourth Quarter

	Actions	Dollars (000)
TOTAL	105	22,938
CICA APPLICABILITY		
Pre-CICA	0	0
CICA Awards	105	22,938
Small Purchases	0	0
Subject to Statute other than CICA	0	0
KIND OF CONTRACT ACTION		
Initial Letter Contract	0	0
Def. Contract Superseding Letter	0	0
New Definitive Contract	11	1,051
Small Purchase Procedure	0	0
Order Under IDC	40	6,548
Order Under BOA	0	0
Order /Mod Under GSA Schedule	32	2,368
Order/Mod Under VA or OPM Schedule	0	0
Modifications	22	12,971
Termination for Default	0	0
Termination for Convenience	0	0
SYNOPSIS OF PROCUREMENT PRIOR TO AWARD		
Synopsized Prior to Award	21	14,493
Not Synopsized Due to Urgency	0	0
Not Synopsized for Other Reason	84	8,445

FEDERAL PROCUREMENT DATA SYSTEM
SECURITIES AND EXCHANGE COMMISSION
 Actions Reported Individually on SF279
 Fiscal Year 1992 Through Fourth Quarter

	Actions	Dollars (000)
SOLICITATION PROCEDURE		
Full and Open Competition - Sealed Bid	0	0
Full and Open Competition - Comp Proposal	18	12,337
Full and Open Competition - Combination	0	0
Architect Engineer	0	0
Basic Research	0	0
Multiple Award Schedule	28	2,002
Alternate Source/Reduced Cost	0	0
Alternate Source/Mobilization	0	0
Alternate Source/Eng R & D	0	0
Set-aside	0	0
Other than Full and Open Competition	59	8,599
FULL AND OPEN COMPETITION WITH ONLY ONE BIDDER/OFFERER	3	1,250
AUTHORITY FOR OTHER THAN FULL AND OPEN COMPETITION		
Only One Source	14	1,785
- Follow-on Contract	0	0
- Utilities (Regulated & Telecommunications)	5	1,243
Unusual & Compelling Urgency	0	0
Mobilization/Essential R&D	0	0
International Agreement	0	0
Authorized by Statute	45	6,814
Authorized Resale	0	0
National Security	0	0
Public Interest	0	0
EXTENT COMPLETED		
Completed	46	14,339
Not Available for Competition	56	8,381
Follow-on to Completed Action	0	0
Not Completed	3	218
TYPE OF CONTRACT		
Fixed Price	99	12,640
Cost Reimbursement	5	10,098
Time and Material	1	200
Labor Hour	0	0
TYPE OF CONTRACTOR		
Small Disadvantaged Business	27	3,194
Other Small Business	22	2,377
Large Business	41	15,469
Sheltered Workshops	0	0
Educational & Nonprofit	14	1,864
State & Local Government	0	0
Foreign Contractor	0	0
Domestic Contractor Performing Outside US	1	34
WOMAN-OWNED SMALL BUSINESS	0	0
PREFERENCE PROGRAMS		
Directed to Sheltered Workshop	0	0
8 (a) Program	26	3,144
Combined LSA/SB Set-aside	0	0
Small Business Set-aside	0	0
Labor Surplus Area Set-aside	0	0
Tie Bid Preference	0	0
Buy Indian/Self Determination Act	0	0
No Preference Program or Not Listed	79	19,794
SUBJECT TO LABOR STATUTES		
Walsh Healy Act - Manufacturer	18	1,093
Walsh Healy Act - Dealer	35	3,565
Service Contract Act	21	12,811
Davis Bacon Act	0	0
Not Subject to Above Acts	31	5,469
PRODUCT OR SERVICE		
Supplies & Equipment	9	1,495
ADP Equipment, Purchase and Lease	35	2,603
Research & Development	0	0
Construction	2	113
Architect & Engineering	4	155
Real Property, Purchase & Lease, or Maintenance	0	0
ADP Services (includes Installation & Maintenance)	24	12,182
Other Services	31	6,390

FEDERAL PROCUREMENT DATA SYSTEM
SELECTIVE SERVICE SYSTEM
Actions Reported in Summary on SF281
Fiscal Year 1992 Through Fourth Quarter

PART I - PRIME CONTRACTS							
	PROCUREMENT METHODS	Number of Actions (a)	NET DOLLAR AMOUNTS (000)				Total Dollars (f)
			Small Business Concerns (b)	Large Business Concerns (c)	Domestic Outside U.S./ Foreign (d)	Other Entities (e)	
NEW AWARDS AND MODIFICATIONS	1. Tariff or Regulated Acquisitions	0					0
	2. Contracts for Foreign Government or International Organization	0					0
	3. Small Purchases	773	446	160	0	106	712
	4. Delivery Orders - GSA Schedules Only	177	169	125	0	0	294
	5. Delivery Orders - Other Federal Schedules	7	14	48	0	0	62
	6. Delivery Orders - All Other	25	6	155	0	4	165
	7. Other Procurement Methods	69	48	67	0	7	122
	8. TOTAL NEW AWARDS AND MODIFICATIONS	1,051	683	555	0	117	1,355
COMPETITION	9. Competed	569	490	340	0	30	860
	10. Not Competed	233	99	99	0	3	201
	11. Not Available for Competition	249	94	116	0	84	294
MODIFICATIONS	12. TOTAL MODIFICATIONS (Excluding Line 3)	0					0

PART II - SELECTED SOCIOECONOMIC STATISTICS (Includes both new awards and modifications)					
PREFERENCE PROGRAMS			TYPE OF CONTRACTOR		
CATEGORY	Number of Actions (a)	Total net Dollars (b)	CATEGORY	Number of Actions (a)	Total net Dollars (b)
13. Small Business - Small Purchase Set-Aside	0	0	18. Small Disadvantaged Business	52	84
14. Small Business Set-Aside	0	0	19. Woman-Owned Small Business	89	44
15. Labor Surplus Area Set-Aside	0	0	20. Sheltered Workshop	3	2
16. Combined Labor Surplus/ Small Business Set-Aside	0	0			
17. 8(a) Awards	0	0			

SELECTIVE SERVICE SYSTEM
Actions Reported Individually on SF279
Fiscal Year 1992 Through Fourth Quarter

	Actions	Dollars (000)
TOTAL	1	28
CICA APPLICABILITY		
Pre-CICA	0	0
CICA Awards	1	28
Small Purchases	0	0
Subject to Statute other than CICA	0	0
KIND OF CONTRACT ACTION		
Initial Letter Contract	0	0
Def. Contract Superseding Letter	0	0
New Definitive Contract	1	28
Small Purchase Procedure	0	0
Order Under IDC	0	0
Order Under BOA	0	0
Order /Mod Under GSA Schedule	0	0
Order/Mod Under VA or OPM Schedule	0	0
Modifications	0	0
Termination for Default	0	0
Termination for Convenience	0	0
SYNOPSIS OF PROCUREMENT PRIOR TO AWARD		
Synopsized Prior to Award	0	0
Not Synopsized Due to Urgency	0	0
Not Synopsized for Other Reason	1	28

**FEDERAL PROCUREMENT DATA SYSTEM
SELECTIVE SERVICE SYSTEM
Actions Reported Individually on SF279
Fiscal Year 1992 Through Fourth Quarter**

	Actions	Dollars (000)
SELECTION PROCEDURE		
Full and Open Competition - Sealed Bid	0	0
Full and Open Competition - Comp Proposal	1	28
Full and Open Competition - Combination	0	0
Architect Engineer	0	0
Basic Research	0	0
Multiple Award Schedule	0	0
Alternate Source/Reduced Cost	0	0
Alternate Source/Mobilization	0	0
Alternate Source/Eng R & D	0	0
Set-aside	0	0
Other than Full and Open Competition	0	0
FULL AND OPEN COMPETITION WITH ONLY ONE BIDDER/OFFERER	1	28
AUTHORITY FOR OTHER THAN FULL AND OPEN COMPETITION		
Only One Source	0	0
- Follow-on Contract	0	0
- Utilities (Regulated & Telecommunications)	0	0
Unusual & Compelling Urgency	0	0
Mobilization/Essential R&D	0	0
International Agreement	0	0
Authorized by Statute	0	0
Authorized Resale	0	0
National Security	0	0
Public Interest	0	0
EXTENT COMPETED		
Competed	1	28
Not Available for Competition	0	0
Follow-on to Competed Action	0	0
Not Competed	0	0
TYPE OF CONTRACT		
Fixed Price	1	28
Cost Reimbursement	0	0
Time and Material	0	0
Labor Hour	0	0
TYPE OF CONTRACTOR		
Small Disadvantaged Business	0	0
Other Small Business	1	28
Large Business	0	0
Sheltered Workshops	0	0
Educational & Nonprofit	0	0
State & Local Government	0	0
Foreign Contractor	0	0
Domestic Contractor Performing Outside US	0	0
WOMAN-OWNED SMALL BUSINESS		
	0	0
PREFERENCE PROGRAMS		
Directed to Sheltered Workshop	0	0
8 (a) Program	0	0
Combined LSA/SB Set-aside	0	0
Small Business Set-aside	0	0
Labor Surplus Area Set-aside	0	0
Tie Bid Preference	0	0
Buy Indian/Self Determination Act	0	0
No Preference Program or Not Listed	1	28
SUBJECT TO LABOR STATUTES		
Walsh Healy Act - Manufacturer	0	0
Walsh Healy Act - Dealer	0	0
Service Contract Act	1	28
Davis Bacon Act	0	0
Not Subject to Above Acts	0	0
PRODUCT OR SERVICE		
Supplies & Equipment	0	0
ADP Equipment, Purchase and Lease	0	0
Research & Development	0	0
Construction	0	0
Architect & Engineering	0	0
Real Property, Purchase & Lease, or Maintenance	0	0
ADP Services (includes Installation & Maintenance)	0	0
Other Services	1	28

FEDERAL PROCUREMENT DATA SYSTEM
SMALL BUSINESS ADMINISTRATION
Actions Reported in Summary on SF281
Fiscal Year 1992 Through Fourth Quarter

PART I - PRIME CONTRACTS							
	PROCUREMENT METHODS	Number of Actions (a)	NET DOLLAR AMOUNTS (000)				Total Dollars (f)
			Small Business Concerns (b)	Large Business Concerns (c)	Domestic Outside U.S./ Foreign (d)	Other Entities (e)	
NEW AWARDS AND MODIFICATIONS	1. Tariff or Regulated Acquisitions	81					101
	2. Contracts for Foreign Government or International Organization	0					0
	3. Small Purchases	3,889	2,599	1,533	0	97	4,229
	4. Delivery Orders - GSA Schedules Only	1,809	1,090	2,625	1	13	3,729
	5. Delivery Orders- Other Federal Schedules	75	8	32	0	1	41
	6. Delivery Orders - All Other	232	87	106	0	3	196
	7. Other Procurement Methods	988	479	441	0	8	928
	8. TOTAL NEW AWARDS AND MODIFICATIONS	7,074	4,263	4,737	1	122	8,224
COMPETITION	9. Competed	2,172	1,154	1,968	0	21	3,144
	10. Not Competed	2,739	2,096	2,005	0	49	4,250
	11. Not Available for Competition	2,163	1,013	764	1	52	1,830
MODIFICATIONS	12. TOTAL MODIFICATIONS (Excluding Line 3)	234					20

PART II - SELECTED SOCIOECONOMIC STATISTICS (Includes both new awards and modifications)					
PREFERENCE PROGRAMS			TYPE OF CONTRACTOR		
CATEGORY	Number of Actions (a)	Total net Dollars (b)	CATEGORY	Number of Actions (a)	Total net Dollars (b)
13. Small Business - Small Purchase Set-Aside	1,046	1,914	18. Small Disadvantaged Business	175	431
14. Small Business Set-Aside	27	117	19. Woman-Owned Small Business	126	201
15. Labor Surplus Area Set-Aside	9	29	20. Sheltered Workshop	0	0
16. Combined Labor Surplus/ Small Business Set-Aside	0	0			
17. 8(a) Awards	20	112			

SMALL BUSINESS ADMINISTRATION
Actions Reported Individually on SF279
Fiscal Year 1992 Through Fourth Quarter

	Actions	Dollars (000)
TOTAL	346	38,411
CICA APPLICABILITY		
Pre-CICA	0	0
CICA Awards	345	38,163
Small Purchases	0	0
Subject to Statute other than CICA	1	248
KIND OF CONTRACT ACTION		
Initial Letter Contract	0	0
Def. Contract Superseding Letter	1	89
New Definitive Contract	23	2,367
Small Purchase Procedure	0	0
Order Under IDC	212	12,872
Order Under BOA	1	51
Order /Mod Under GSA Schedule	4	164
Order/Mod Under VA or OPM Schedule	0	0
Modifications	105	22,868
Termination for Default	0	0
Termination for Convenience	0	0
SYNOPSIS OF PROCUREMENT PRIOR TO AWARD		
Synopsized Prior to Award	30	16,704
Not Synopsized Due to Urgency	1	242
Not Synopsized for Other Reason	315	21,465

FEDERAL PROCUREMENT DATA SYSTEM
SMALL BUSINESS ADMINISTRATION
 Actions Reported Individually on SF279
 Fiscal Year 1992 Through Fourth Quarter

	Actions	Dollars (000)
SELECTION PROCEDURE		
Full and Open Competition - Sealed Bid	5	365
Full and Open Competition - Comp Proposal	14	15,331
Full and Open Competition - Combination	0	0
Architect Engineer	0	0
Basic Research	0	0
Multiple Award Schedule	6	168
Alternate Source/Reduced Cost	0	0
Alternate Source/Mobilization	0	0
Alternate Source/Eng R & D	0	0
Set-aside	5	421
Other than Full and Open Competition	315	21,878
FULL AND OPEN COMPETITION WITH ONLY ONE BIDDER/OFFERER	8	541
AUTHORITY FOR OTHER THAN FULL AND OPEN COMPETITION		
Only One Source	14	945
- Follow-on Contract	2	48
- Utilities (Regulated & Telecommunications)	0	0
Unusual & Compelling Urgency	1	242
Mobilization/Essential R&D	11	109
International Agreement	1	9
Authorized by Statute	288	20,573
Authorized Resale	0	0
National Security	0	0
Public Interest	0	0
EXTENT COMPLETED		
Completed	39	17,092
Not Available for Competition	296	20,421
Follow-on to Completed Action	0	0
Not Completed	11	898
TYPE OF CONTRACT		
Fixed Price	325	25,340
Cost Reimbursement	7	12,516
Time and Material	0	0
Labor Hour	14	555
TYPE OF CONTRACTOR		
Small Disadvantaged Business	301	20,760
Other Small Business	20	13,021
Large Business	22	4,406
Sheltered Workshops	0	0
Educational & Nonprofit	0	0
State & Local Government	3	224
Foreign Contractor	0	0
Domestic Contractor Performing Outside US	0	0
WOMAN-OWNED SMALL BUSINESS	23	2,029
PREFERENCE PROGRAMS		
Directed to Sheltered Workshop	0	0
8 (a) Program	298	20,673
Combined LSA/SB Set-aside	0	0
Small Business Set-aside	14	12,633
Labor Surplus Area Set-aside	0	0
Tie Bid Preference	0	0
Buy Indian/Self Determination Act	0	0
No Preference Program or Not Listed	34	5,105
SUBJECT TO LABOR STATUTES		
Walsh Healy Act - Manufacturer	244	16,209
Walsh Healy Act - Dealer	8	503
Service Contract Act	53	3,312
Davis Bacon Act	0	0
Not Subject to Above Acts	41	18,387
PRODUCT OR SERVICE		
Supplies & Equipment	0	0
ADP Equipment, Purchase and Lease	3	595
Research & Development	3	122
Construction	1	7
Architect & Engineering	0	0
Real Property, Purchase & Lease, or Maintenance	0	0
ADP Services (includes Installation & Maintenance)	288	34,323
Other Services	51	3,364

FEDERAL PROCUREMENT DATA SYSTEM
SMITHSONIAN INSTITUTION
Actions Reported in Summary on SF281
Fiscal Year 1992 Through Fourth Quarter

PART I - PRIME CONTRACTS							
	PROCUREMENT METHODS	Number of Actions (a)	NET DOLLAR AMOUNTS (000)				Total Dollars (f)
			Small Business Concerns (b)	Large Business Concerns (c)	Domestic Outside U.S./ Foreign (d)	Other Entities (e)	
NEW AWARDS AND MODIFICATIONS	1. Tariff or Regulated Acquisitions	0					0
	2. Contracts for Foreign Government or International Organization	6					2
	3. Small Purchases	38,558	25,096	3,143	23	202	28,464
	4. Delivery Orders - GSA Schedules Only	990	1,257	1,538	0	1	2,796
	5. Delivery Orders- Other Federal Schedules	43	28	128	0	0	156
	6. Delivery Orders - All Other	100	286	24	0	0	310
	7. Other Procurement Methods	253	298	0	0	0	298
	8. TOTAL NEW AWARDS AND MODIFICATIONS	39,950	26,965	4,833	23	203	32,026
COMPETITION	9. Competed	1,750	2,341	1,738	0	1	4,080
	10. Not Competed	37,871	24,567	3,083	23	201	27,876
	11. Not Available for Competition	329	57	12	0	1	70
MODIFICATIONS	12. TOTAL MODIFICATIONS (Excluding Line 9)	102					56

PART II - SELECTED SOCIOECONOMIC STATISTICS (Includes both new awards and modifications)					
PREFERENCE PROGRAMS			TYPE OF CONTRACTOR		
CATEGORY	Number of Actions (a)	Total net Dollars (b)	CATEGORY	Number of Actions (a)	Total net Dollars (b)
13. Small Business - Small Purchase Set-Aside	37,953	24,996	18. Small Disadvantaged Business	685	1,734
14. Small Business Set-Aside	0	0	19. Woman-Owned Small Business	418	1,233
15. Labor Surplus Area Set-Aside	0	0	20. Sheltered Workshop	0	0
16. Combined Labor Surplus/ Small Business Set-Aside	0	0			
17. 8(a) Awards	0	0			

SMITHSONIAN INSTITUTION
Actions Reported Individually on SF279
Fiscal Year 1992 Through Fourth Quarter

	Actions	Dollars (000)
TOTAL	282	22,915
CICA APPLICABILITY		
Pre-CICA	3	312
CICA Awards	279	22,603
Small Purchases	0	0
Subject to Statute other than CICA	0	0
KIND OF CONTRACT ACTION		
Initial Letter Contract	0	0
Def. Contract Superseding Letter	0	0
New Definitive Contract	55	9,235
Small Purchase Procedure	0	0
Order Under IDC	0	0
Order Under BOA	0	0
Order /Mod Under GSA Schedule	6	399
Order/Mod Under VA or OPM Schedule	0	0
Modifications	221	13,281
Termination for Default	0	0
Termination for Convenience	0	0
SYNOPSIS OF PROCUREMENT PRIOR TO AWARD		
Synopsized Prior to Award	82	6,197
Not Synopsized Due to Urgency	3	32
Not Synopsized for Other Reason	197	16,686

FEDERAL PROCUREMENT DATA SYSTEM
SMITHSONIAN INSTITUTION
Actions Reported Individually on SF279
Fiscal Year 1992 Through Fourth Quarter

	Actions	Dollars (000)
SELECTION PROCEDURE		
Full and Open Competition - Sealed Bid	37	3,043
Full and Open Competition - Comp Proposal	108	11,084
Full and Open Competition - Combination	2	470
Architect Engineer	32	2,808
Basic Research	0	0
Multiple Award Schedule	5	372
Alternate Source/Reduced Cost	3	36
Alternate Source/Mobilization	0	0
Alternate Source/Eng R & D	0	0
Set-aside	0	0
Other than Full and Open Competition	92	4,790
FULL AND OPEN COMPETITION WITH ONLY ONE BIDDER/OFFERER	22	1,574
AUTHORITY FOR OTHER THAN FULL AND OPEN COMPETITION		
Only One Source	75	3,323
- Follow-on Contract	64	2,746
- Utilities (Regulated & Telecommunications)	0	0
Unusual & Compelling Urgency	11	661
Mobilization/Essential R&D	0	0
International Agreement	0	0
Authorized by Statute	6	806
Authorized Resale	0	0
National Security	0	0
Public Interest	0	0
EXTENT COMPETED		
Competed	195	17,909
Not Available for Competition	51	2,971
Follow-on to Completed Action	5	37
Not Completed	31	1,998
TYPE OF CONTRACT		
Fixed Price	280	22,075
Cost Reimbursement	0	0
Time and Material	2	840
Labor Hour	0	0
TYPE OF CONTRACTOR		
Small Disadvantaged Business	52	2,882
Other Small Business	142	8,214
Large Business	80	10,403
Sheltered Workshops	1	40
Educational & Nonprofit	7	1,376
State & Local Government	0	0
Foreign Contractor	0	0
Domestic Contractor Performing Outside US	0	0
WOMAN-OWNED SMALL BUSINESS	19	253
PREFERENCE PROGRAMS		
Directed to Sheltered Workshop	1	40
8 (a) Program	46	2,472
Combined LSA/SB Set-aside	0	0
Small Business Set-aside	2	594
Labor Surplus Area Set-aside	0	0
Tie Bid Preference	0	0
Buy Indian/Self Determination Act	0	0
No Preference Program or Not Listed	233	19,809
SUBJECT TO LABOR STATUTES		
Walsh Healy Act - Manufacturer	7	424
Walsh Healy Act - Dealer	12	1,049
Service Contract Act	25	2,218
Davis Bacon Act	157	14,133
Not Subject to Above Acts	81	5,091
PRODUCT OR SERVICE		
Supplies & Equipment	9	447
ADP Equipment, Purchase and Lease	5	322
Research & Development	0	0
Construction	151	14,076
Architect & Engineering	46	3,458
Real Property, Purchase & Lease, or Maintenance	2	31
ADP Services (includes Installation & Maintenance)	8	712
Other Services	61	3,869

FEDERAL PROCUREMENT DATA SYSTEM
TENNESSEE VALLEY AUTHORITY
Actions Reported in Summary on SF281
Fiscal Year 1992 Through Fourth Quarter

PART I - PRIME CONTRACTS							
	PROCUREMENT METHODS	Number of Actions (a)	NET DOLLAR AMOUNTS (000)				
			Small Business Concerns (b)	Large Business Concerns (c)	Domestic Outside U.S./ Foreign (d)	Other Entities (e)	Total Dollars (f)
NEW AWARDS AND MODIFICATIONS	1. Tariff or Regulated Acquisitions	0					0
	2. Contracts for Foreign Government or International Organization	0					0
	3. Small Purchases	24,227	65,364	17,102	10	1,572	84,048
	4. Delivery Orders - GSA Schedules Only	0	0	0	0	0	0
	5. Delivery Orders - Other Federal Schedules	0	0	0	0	0	0
	6. Delivery Orders - All Other	0	0	0	0	0	0
	7. Other Procurement Methods	0	0	0	0	0	0
	8. TOTAL NEW AWARDS AND MODIFICATIONS	24,227	65,364	17,102	10	1,572	84,048
COMPETITION	9. Competed	23,968	64,146	16,620	0	1,401	82,167
	10. Not Competed	259	1,218	482	10	171	1,881
	11. Not Available for Competition	0	0	0	0	0	0
MODIFICATIONS	12. TOTAL MODIFICATIONS (Excluding Line 3)	0					0

PART II - SELECTED SOCIOECONOMIC STATISTICS (Includes both new awards and modifications)					
PREFERENCE PROGRAMS			TYPE OF CONTRACTOR		
CATEGORY	Number of Actions (a)	Total net Dollars (b)	CATEGORY	Number of Actions (a)	Total net Dollars (b)
13. Small Business - Small Purchase Set-Aside	4	2	18. Small Disadvantaged Business	2,654	5,619
14. Small Business Set-Aside	0	0	19. Woman-Owned Small Business	1,482	3,372
15. Labor Surplus Area Set-Aside	0	0	20. Sheltered Workshop	0	0
16. Combined Labor Surplus/ Small Business Set-Aside	0	0			
17. 8(a) Awards	0	0			

TENNESSEE VALLEY AUTHORITY
Actions Reported Individually on SF279
Fiscal Year 1992 Through Fourth Quarter

	Actions	Dollars (000)
TOTAL	2,017	1,322,927
CICA APPLICABILITY		
Pre-CICA	0	0
CICA Awards	1,947	1,206,193
Small Purchases	0	0
Subject to Statute other than CICA	70	116,734
KIND OF CONTRACT ACTION		
Initial Letter Contract	1	50
Def. Contract Superseding Letter	1	669
New Definitive Contract	1,508	984,297
Small Purchase Procedure	0	0
Order Under IDC	0	0
Order Under BOA	0	0
Order /Mod Under GSA Schedule	27	1,422
Order/Mod Under VA or OPM Schedule	0	0
Modifications	480	336,489
Termination for Default	0	0
Termination for Convenience	0	0
SYNOPSIS OF PROCUREMENT PRIOR TO AWARD		
Synopsized Prior to Award	325	268,204
Not Synopsized Due to Urgency	126	42,682
Not Synopsized for Other Reason	1,566	1,012,041

FEDERAL PROCUREMENT DATA SYSTEM
TENNESSEE VALLEY AUTHORITY
Actions Reported Individually on SF279
Fiscal Year 1992 Through Fourth Quarter

	Actions	Dollars (000)
SOLICITATION PROCEDURE		
Full and Open Competition - Sealed Bid	1,580	1,054,896
Full and Open Competition - Comp Proposal	118	27,851
Full and Open Competition - Combination	1	-100
Architect Engineer	0	0
Basic Research	0	0
Multiple Award Schedule	22	1,081
Alternate Source/Reduced Cost	0	0
Alternate Source/Mobilization	0	0
Alternate Source/Eng R & D	0	0
Set-aside	0	0
Other than Full and Open Competition	226	122,465
FULL AND OPEN COMPETITION WITH ONLY ONE BIDDER/OFFERER	75	8,898
AUTHORITY FOR OTHER THAN FULL AND OPEN COMPETITION		
Only One Source	139	23,634
- Follow-on Contract	0	0
- Utilities (Regulated & Telecommunications)	0	0
Unusual & Compelling Urgency	86	8,707
Mobilization/Essential R&D	0	0
International Agreement	0	0
Authorized by Statute	1	90,124
Authorized Resale	0	0
National Security	0	0
Public Interest	0	0
EXTENT COMPETED		
Competed	1,743	1,104,572
Not Available for Competition	1	90,124
Follow-on to Competed Action	1	34
Not Competed	272	128,197
TYPE OF CONTRACT		
Fixed Price	1,932	1,187,790
Cost Reimbursement	9	38,767
Time and Material	0	0
Labor Hour	76	96,370
TYPE OF CONTRACTOR		
Small Disadvantaged Business	36	92,958
Other Small Business	1,222	315,243
Large Business	735	912,201
Sheltered Workshops	0	0
Educational & Nonprofit	4	251
State & Local Government	20	2,274
Foreign Contractor	0	0
Domestic Contractor Performing Outside US	0	0
WOMAN-OWNED SMALL BUSINESS	38	3,771
PREFERENCE PROGRAMS		
Directed to Sheltered Workshop	0	0
8 (a) Program	1	90,124
Combined LSA/SB Set-aside	0	0
Small Business Set-aside	3	1,168
Labor Surplus Area Set-aside	133	19,933
Tie Bid Preference	0	0
Buy Indian/Self Determination Act	0	0
No Preference Program or Not Listed	1,880	1,211,702
SUBJECT TO LABOR STATUTES		
Walsh Healy Act - Manufacturer	83	89,197
Walsh Healy Act - Dealer	9	3,938
Service Contract Act	0	0
Davis Bacon Act	0	0
Not Subject to Above Acts	1,925	1,229,792
PRODUCT OR SERVICE		
Supplies & Equipment	1,434	618,740
ADP Equipment, Purchase and Lease	105	18,789
Research & Development	1	48
Construction	128	96,395
Architect & Engineering	21	393,559
Real Property, Purchase & Lease, or Maintenance	3	213
ADP Services (includes Installation & Maintenance)	17	1,684
Other Services	308	193,499

FEDERAL PROCUREMENT DATA SYSTEM
UNITED STATES ARMS CONTROL AND DISARMAMENT AGENCY
Actions Reported in Summary on SF281
Fiscal Year 1992 Through Fourth Quarter

PART I - PRIME CONTRACTS							
	PROCUREMENT METHODS	Number of Actions (a)	NET DOLLAR AMOUNTS (000)				Total Dollars (f)
			Small Business Concerns (b)	Large Business Concerns (c)	Domestic Outside U.S./ Foreign (d)	Other Entities (e)	
NEW AWARDS AND MODIFICATIONS	1. Tariff or Regulated Acquisitions	0					0
	2. Contracts for Foreign Government or International Organization	0					0
	3. Small Purchases	138	536	364	0	50	950
	4. Delivery Orders - GSA Schedules Only	17	9	126	0	0	135
	5. Delivery Orders - Other Federal Schedules	2	0	18	0	0	18
	6. Delivery Orders - All Other	7	96	30	0	0	126
	7. Other Procurement Methods	32	83	119	0	1	203
	8. TOTAL NEW AWARDS AND MODIFICATIONS	196	724	657	0	51	1,432
COMPETITION	9. Competed	36	228	238	0	50	516
	10. Not Competed	151	471	401	0	0	872
	11. Not Available for Competition	9	25	18	0	1	44
MODIFICATIONS	12. TOTAL MODIFICATIONS (Excluding Line 3)	22					163

PART II - SELECTED SOCIOECONOMIC STATISTICS (Includes both new awards and modifications)					
PREFERENCE PROGRAMS			TYPE OF CONTRACTOR		
CATEGORY	Number of Actions (a)	Total net Dollars (b)	CATEGORY	Number of Actions (a)	Total net Dollars (b)
13. Small Business - Small Purchase Set-Aside	40	312	18. Small Disadvantaged Business	2	12
14. Small Business Set-Aside	3	16	19. Woman-Owned Small Business	4	20
15. Labor Surplus Area Set-Aside	0	0	20. Sheltered Workshop	0	0
16. Combined Labor Surplus/ Small Business Set-Aside	0	0			
17. 8(a) Awards	1	9			

UNITED STATES ARMS CONTROL AND DISARMAMENT AGENCY
Actions Reported Individually on SF279
Fiscal Year 1992 Through Fourth Quarter

	Actions	Dollars (000)
TOTAL	35	3,096
CICA APPLICABILITY		
Pre-CICA	0	0
CICA Awards	34	3,046
Small Purchases	0	0
Subject to Statute other than CICA	1	50
KIND OF CONTRACT ACTION		
Initial Letter Contract	0	0
Def. Contract Superseding Letter	0	0
New Definitive Contract	1	60
Small Purchase Procedure	0	0
Order Under IDC	25	1,483
Order Under BOA	0	0
Order /Mod Under GSA Schedule	3	155
Order/Mod Under VA or OPM Schedule	0	0
Modifications	6	1,398
Termination for Default	0	0
Termination for Convenience	0	0
SYNOPSIS OF PROCUREMENT PRIOR TO AWARD		
Synopsized Prior to Award	32	2,937
Not Synopsized Due to Urgency	0	0
Not Synopsized for Other Reason	3	159

FEDERAL PROCUREMENT DATA SYSTEM
UNITED STATES ARMS CONTROL AND DISARMAMENT AGENCY
 Actions Reported Individually on SF279
 Fiscal Year 1992 Through Fourth Quarter

	Actions	Dollars (000)
SOLECITATION PROCEDURE		
Full and Open Competition - Sealed Bid	1	27
Full and Open Competition - Comp Proposal	24	2,526
Full and Open Competition - Combination	1	75
Architect Engineer	0	0
Basic Research	0	0
Multiple Award Schedule	3	155
Alternate Source/Reduced Cost	0	0
Alternate Source/Mobilization	0	0
Alternate Source/Eng R & D	0	0
Set-aside	5	263
Other than Full and Open Competition	0	0
FULL AND OPEN COMPETITION WITH ONLY ONE BIDDER/OFFERER		
AUTHORITY FOR OTHER THAN FULL AND OPEN COMPETITION		
Only One Source	0	0
- Follow-on Contract	0	0
- Utilities (Regulated & Telecommunications)	0	0
Unusual & Compelling Urgency	0	0
Mobilization/Essential R&D	0	0
International Agreement	0	0
Authorized by Statute	0	0
Authorized Resale	0	0
National Security	0	0
Public Interest	0	0
EXTENT COMPLETED		
Completed	34	3,046
Not Available for Competition	1	50
Follow-on to Completed Action	0	0
Not Completed	0	0
TYPE OF CONTRACT		
Fixed Price	9	825
Cost Reimbursement	18	868
Time and Material	2	125
Labor Hour	6	1,278
TYPE OF CONTRACTOR		
Small Disadvantaged Business	4	200
Other Small Business	5	242
Large Business	26	2,654
Sheltered Workshops	0	0
Educational & Nonprofit	0	0
State & Local Government	0	0
Foreign Contractor	0	0
Domestic Contractor Performing Outside US	0	0
WOMAN-OWNED SMALL BUSINESS		
PREFERENCE PROGRAMS		
Directed to Sheltered Workshop	0	0
8 (a) Program	2	125
Combined LSA/SB Set-aside	0	0
Small Business Set-aside	5	223
Labor Surplus Area Set-aside	0	0
Tie Bid Preference	0	0
Buy Indian/Self Determination Act	0	0
No Preference Program or Not Listed	28	2,748
SUBJECT TO LABOR STATUTES		
Walsh Healy Act - Manufacturer	6	624
Walsh Healy Act - Dealer	2	173
Service Contract Act	8	1,403
Davis Bacon Act	0	0
Not Subject to Above Acts	19	896
PRODUCT OR SERVICE		
Supplies & Equipment	1	34
ADP Equipment, Purchase and Lease	7	763
Research & Development	0	0
Construction	0	0
Architect & Engineering	0	0
Real Property, Purchase & Lease, or Maintenance	0	0
ADP Services (includes Installation & Maintenance)	8	1,403
Other Services	19	896

FEDERAL PROCUREMENT DATA SYSTEM
UNITED STATES INFORMATION AGENCY
Actions Reported in Summary on SF281
Fiscal Year 1992 Through Fourth Quarter

PART I - PRIME CONTRACTS							
	PROCUREMENT METHODS	Number of Actions (a)	NET DOLLAR AMOUNTS (000)				Total Dollars (f)
			Small Business Concerns (b)	Large Business Concerns (c)	Domestic Outside U.S./ Foreign (d)	Other Entities (e)	
NEW AWARDS AND MODIFICATIONS	1. Tariff or Regulated Acquisitions	153					583
	2. Contracts for Foreign Government or International Organization	0					0
	3. Small Purchases	17,021	17,667	3,871	125	151	21,814
	4. Delivery Orders - GSA Schedules Only	2,322	3,004	3,689	0	21	6,714
	5. Delivery Orders - Other Federal Schedules	552	148	1,852	0	16	2,016
	6. Delivery Orders - All Other	1,033	2,810	614	0	2	3,426
	7. Other Procurement Methods	7	0	0	0	13	13
	8. TOTAL NEW AWARDS AND MODIFICATIONS	21,088	23,629	10,026	125	203	34,566
COMPETITION	9. Competed	6,353	12,444	4,593	121	15	17,173
	10. Not Competed	9,483	7,474	4,312	2	109	11,897
	11. Not Available for Competition	5,252	3,711	1,121	2	79	5,496
MODIFICATIONS	12. TOTAL MODIFICATIONS (Excluding Line 3)	0					0

PART II - SELECTED SOCIOECONOMIC STATISTICS (Includes both new awards and modifications)					
PREFERENCE PROGRAMS			TYPE OF CONTRACTOR		
CATEGORY	Number of Actions (a)	Total net Dollars (b)	CATEGORY	Number of Actions (a)	Total net Dollars (b)
13. Small Business - Small Purchase Set-Aside	13,624	17,290	18. Small Disadvantaged Business	812	1,696
14. Small Business Set-Aside	333	1,158	19. Woman-Owned Small Business	1,267	1,393
15. Labor Surplus Area Set-Aside	6	39	20. Sheltered Workshop	7	13
16. Combined Labor Surplus/ Small Business Set-Aside	0	0			
17. 8(a) Awards	161	754			

UNITED STATES INFORMATION AGENCY
Actions Reported Individually on SF279
Fiscal Year 1992 Through Fourth Quarter

	Actions	Dollars (000)
TOTAL	465	61,196
CICA APPLICABILITY		
Pre-CICA	5	4,193
CICA Awards	460	57,003
Small Purchases	0	0
Subject to Statute other than CICA	0	0
KIND OF CONTRACT ACTION		
Initial Letter Contract	1	850
Def. Contract Superseding Letter	1	428
New Definitive Contract	52	8,604
Small Purchase Procedure	0	0
Order Under IDC	131	11,629
Order Under BOA	3	323
Order /Mod Under GSA Schedule	124	7,182
Order/Mod Under VA or OPM Schedule	0	0
Modifications	153	32,180
Termination for Default	0	0
Termination for Convenience	0	0
SYNOPSIS OF PROCUREMENT PRIOR TO AWARD		
Synopsized Prior to Award	182	31,238
Not Synopsized Due to Urgency	16	4,510
Not Synopsized for Other Reason	267	25,448

FEDERAL PROCUREMENT DATA SYSTEM
UNITED STATES INFORMATION AGENCY
 Actions Reported Individually on SF279
 Fiscal Year 1992 Through Fourth Quarter

	Actions	Dollars (000)
SOLICITATION PROCEDURE		
Full and Open Competition - Sealed Bid	25	1,551
Full and Open Competition - Comp Proposal	159	21,842
Full and Open Competition - Combination	3	5,415
Architect Engineer	3	226
Basic Research	0	0
Multiple Award Schedule	105	6,474
Alternate Source/Reduced Cost	0	0
Alternate Source/Mobilization	0	0
Alternate Source/Eng R & D	0	0
Set-aside	8	1,163
Other than Full and Open Competition	157	20,332
FULL AND OPEN COMPETITION WITH ONLY ONE BIDDER/OFFERER	52	7,850
AUTHORITY FOR OTHER THAN FULL AND OPEN COMPETITION		
Only One Source	108	11,988
- Follow-on Contract	1	69
- Utilities (Regulated & Telecommunications)	61	6,252
Unusual & Compelling Urgency	18	4,615
Mobilization/Essential R&D	2	92
International Agreement	0	0
Authorized by Statute	29	3,637
Authorized Resale	0	0
National Security	0	0
Public Interest	0	0
EXTENT COMPETED		
Competed	313	39,523
Not Available for Competition	104	12,333
Follow-on to Competed Action	0	0
Not Competed	48	9,340
TYPE OF CONTRACT		
Fixed Price	453	55,874
Cost Reimbursement	4	3,238
Time and Material	3	1,842
Labor Hour	5	242
TYPE OF CONTRACT OR		
Small Disadvantaged Business	35	4,066
Other Small Business	122	8,372
Large Business	278	34,544
Sheltered Workshops	0	0
Educational & Nonprofit	7	2,132
State & Local Government	0	0
Foreign Contractor	20	11,966
Domestic Contractor Performing Outside US	3	116
WOMAN-OWNED SMALL BUSINESS	15	683
PREFERENCE PROGRAMS		
Directed to Sheltered Workshop	0	0
8 (a) Program	20	3,158
Combined LSA/SB Set-aside	4	67
Small Business Set-aside	12	1,303
Labor Surplus Area Set-aside	0	0
Tie Bid Preference	0	0
Buy Indian/Self Determination Act	0	0
No Preference Program or Not Listed	429	56,688
SUBJECT TO LABOR STATUTES		
Walsh Healy Act - Manufacturer	196	17,976
Walsh Healy Act - Dealer	47	2,952
Service Contract Act	45	2,753
Davis Bacon Act	4	1,324
Not Subject to Above Acts	173	36,191
PRODUCT OR SERVICE		
Supplies & Equipment	162	20,143
ADP Equipment, Purchase and Lease	80	6,030
Research & Development	2	150
Construction	10	4,547
Architect & Engineering	3	226
Real Property, Purchase & Lease, or Maintenance	3	145
ADP Services (includes Installation & Maintenance)	45	6,595
Other Services	160	23,360