


Federal Procurement Data System



FEDERAL PROCUREMENT REPORT

Fiscal Year 1990 through Fourth Quarter
(October 1, 1989 through September 30, 1990)

Prepared By
U.S. General Services Administration
Federal Procurement Data Center
Executive Agent for
Office of Management and Budget
Office of Federal Procurement Policy

FOREWORD

Public Law 93-400 requires that the Office of Management and Budget (OMB), Office of Federal Procurement Policy (OFPP), "...establish a system for collecting, developing, and disseminating the procurement data which takes into account the needs of the Congress, the executive branch, and the public sector." Under the guidance of OFPP, design of the Federal Procurement Data System was completed in early 1978 and data collection began October 1, 1978. The Federal Procurement Data Center was established to operate the system. The Center provides a central point to respond to the requirements of the legislative, executive, and judicial branches of the Government as well as the private sector.

The Federal Procurement Data Center produces reports which examine various aspects and impacts of the Federal acquisition process. The data can be used for geographical analysis, market analysis, and analysis of the impact of congressional and presidential initiatives in socio-economic areas such as small business. The data is also a reliable basis for measuring and assessing the impact of Federal acquisition policy and management improvement.

Basic acquisition data will be published annually in the Federal Procurement Report. Special reports to meet specific data requirements can be produced on demand.

Further information regarding the Federal Procurement Data System reports or capabilities can be obtained from the Federal Procurement Data Center, U. S. General Services Administration, 7th and D Streets, S.W., Room 5652, Washington, D.C. 20407 or by calling area code (202) 401-1529.

HOW VALID IS FPDS DATA ?

The "Agency Reporting Performance" chart displays each reporting activity's procurement dollars as submitted into the Federal Procurement Data System (FPDS). All dollars shown on the chart reflect the absolute dollar value of actions reported. For example, an agency submitting three records, one award (obligation) of \$20,000, one deobligation of \$12,000 against a previously reported contract, and one invalid transaction of \$10,000 would appear on the charts as follows:

	Total \$(000)	Total Invalid (\$000)	Previous Quarters
Agency X	\$42	\$10	\$0

(Note: Total \$ includes all transactions reported during the current report period, timely or untimely, valid or invalid.)

The absolute dollar value of each record is utilized to provide a meaningful index of the total effect on the FPDS master file. However, because this is the only place in the report where absolute values are reflected, the figures in this chart and those in the rest of the report are not comparable.

The total invalid dollars column includes those records that fail to pass FPDS system edits and are not entered into the master file. Agencies had 30 days to correct their invalid transactions, and only those records which are not corrected in time for inclusions in this publication are reflected in the invalid dollars total.

Previous Quarters' Dollars column includes any records submitted during the current reporting quarter for actions which occurred during a previous quarter, and changes or correction to records already in the FPDS master file. Separate totals for action completed during the current fiscal year and for the year-to-date totals in the report will reflect all reported actions which occurred during the current fiscal year. Most actions submitted subsequent to the fiscal year in which they occurred will not be reflected in the FPDS report. FPDS historical master files are updated with all records such that any special reports produced reflect the latest data.

HIGHLIGHTS

The FPDS Federal Procurement Report is published annually, and contains "snapshot" statistics on the procurement activities of over 60 agencies. The figures in this report are only as accurate, timely and complete as the data provided by the reporting agencies to the FPDC.

Due to rounding, dollars on the charts may not equal the TOTAL DOLLAR figure, and percentages may not total 100 percent.

The FPDS Federal Procurement Report is current as of the date of issuance and all older reports are obsolete, therefore the FPDC does not maintain prior issuances for either distribution or for reference.

In addition to this report, the Federal Procurement Data Center produces the Competitor's Edge which is a free booklet describing the special advantages of the FPDS Special Reports. To obtain the Competitor's Edge, call the FPDC at (202)401-1529 or write:

Federal Procurement Data Center
U.S. General Services Administration
7th and D Streets, S.W.
Room 5652
Washington, D.C. 20407

FEDERAL PROCUREMENT DATA SYSTEM

TABLE OF CONTENTS

FORWARD	i
HOW VALID IS FPDS DATA	ii
HIGHLIGHTS	iii
FEDERAL PROCUREMENT HISTORY	vi
SMALL BUSINESS OWNERSHIP REPORT	vii
SECTION I - TOTAL FEDERAL VIEW	1
A. Federal Contract Actions & Dollars	2
B. SF 279/SF 281 Comparisons	4
C. Contract Dollars by Exec. Dept. & Agencies	5
D. Federal Procurement by Major PSC	6
E. Federal Procurement by R&D	7
F. Federal Procurement by Other Services & Construction	7
G. Federal Procurement by Supplies & Equipment	8
H. Federal Procurement by SIC	10
I. Federal Procurement by Percentage of Competition	12
J. Federal Procurement Comparison of Pre- and Post-CICA Action	12
K. Federal Procurement Competition Statistics	13
L. Federal Procurement Top 100 Contractors	14
M. Federal Procurement Top 10 Contractors by PSC	16
SECTION II - GEOGRAPHIC VIEWS	19
A. Federal Procurement by State Summary	20
B. Federal Procurement by Top 10 States for Last 5 Years	21
C. STATE SNAPSHOTS:	
1. Alabama	22
2. Alaska	23
3. Arizona	24
4. Arkansas	25
5. California	26
6. Colorado	27
7. Connecticut	28
8. Delaware	29
9. District of Columbia	30
10. Florida	31
11. Georgia	32
12. Hawaii	33
13. Idaho	34
14. Illinois	35
15. Indiana	36
16. Iowa	37
17. Kansas	38
18. Kentucky	39
19. Louisiana	40
20. Maine	41
21. Maryland	42
22. Massachusetts	43
23. Michigan	44
24. Minnesota	45
25. Missouri	46
26. Mississippi	47
27. Montana	48
28. Nebraska	49
29. Nevada	50
30. New Hampshire	51
31. New Jersey	52
32. New Mexico	53
33. New York	54
34. North Carolina	55
35. North Dakota	56
36. Ohio	57
37. Oklahoma	58
38. Oregon	59
39. Pennsylvania	60
40. Rhode Island	61
41. South Carolina	62
42. South Dakota	63
43. Tennessee	64
44. Texas	65
45. Utah	66
46. Vermont	67
47. Virginia	68

TABLE OF CONTENTS - Continued

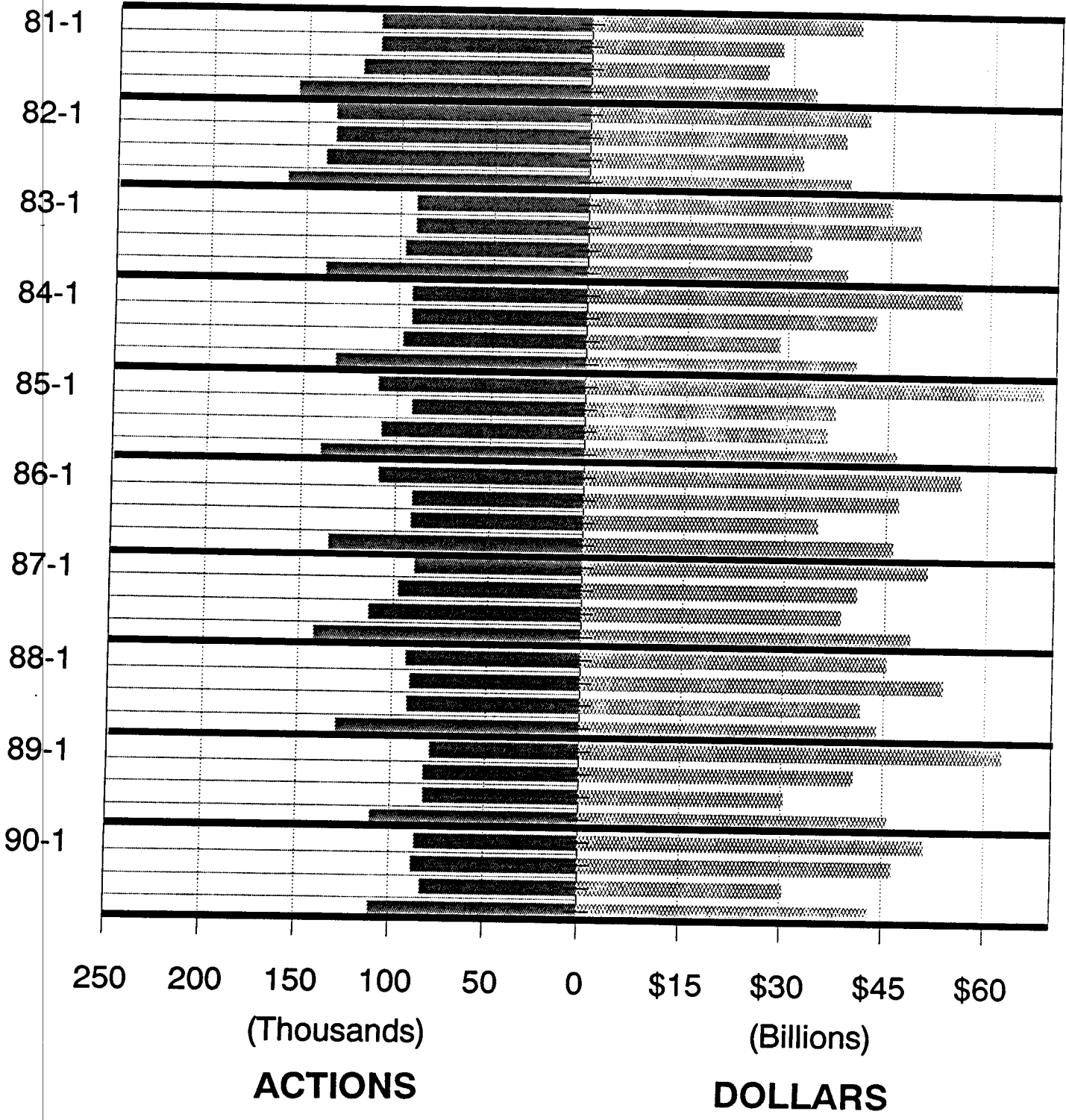
48. Washington 69
 49. West Virginia 70
 50. Wisconsin 71
 51. Wyoming 72

SECTION III - AGENCY VIEWS 73

A. Total Federal Snapshot Report 74
 B. Agency Snapshot Reports 76
 1. Executive Office of the President 76
 2. Department of Agriculture 78
 3. Department of Commerce 80
 4. Department of Defense 82
 5. Department of Education 84
 6. Department of Energy 86
 7. Department of Health and Human Services 88
 8. Department of Housing and Urban Development 90
 9. Department of the Interior 92
 10. Department of Justice 94
 11. Department of Labor 96
 12. Department of State 98
 13. Department of Transportation 100
 14. Department of the Treasury 102
 15. Department of Veterans Affairs 104
 16. Action 106
 17. Administrative Conference of the US 108
 18. Agency for International Development 110
 19. American Battle Monuments Commission 112
 20. Board for International Broadcasting 114
 21. Commission on Civil Rights 116
 22. Commodity Future Trading Commission 118
 23. Consumer Product Safety Commission 120
 24. Environmental Protection Agency 122
 25. Equal Employment Opportunity Commission 124
 26. Federal Communications Commission 126
 27. Federal Election Commission 128
 28. Federal Emergency Management Agency 130
 29. Federal Labor Relations Authority 132
 30. Federal Maritime Commission 134
 31. Federal Mediation & Conciliation Service 136
 32. Federal Mine Safety & Health Review Commission 138
 33. Federal Trade Commission 140
 34. General Services Administration 142
 35. International Trade Commission 144
 36. Interstate Commerce Commission 146
 37. Merit System Protection Board 148
 38. National Aeronautics & Space Administration 150
 39. National Archives and Records Administration 152
 40. National Capital Planning Commission 156
 41. National Foundation on the Arts 158
 42. National Foundation on the Humanities 160
 43. National Gallery of Art 160
 44. National Labor Relations Board 162
 45. National Mediation Board 164
 46. National Science Foundation 166
 47. National Transportation Safety Board 168
 48. Nuclear Regulatory Commission 170
 49. Occupational Safety and Health Review Commission 172
 50. Office of Personnel Management 174
 51. Peace Corps 176
 52. Pennsylvania Avenue Development Corporation 178
 53. Railroad Retirement Board 180
 54. Securities Exchange Commission 182
 55. Selective Service System 184
 56. Small Business Administration 186
 57. Smithsonian Institution 188
 58. Tennessee Valley Authority 190
 59. United States Arms Control and Disarmament Agency 192
 60. United States Information Agency 194
 MAILING LIST FORM 197

FEDERAL PROCUREMENT DATA SYSTEM
FEDERAL PROCUREMENT HISTORY
 Actions Reported Individually on SF279
 Fiscal Year 1990 Through Fourth Quarter

Fiscal Year
 Quarterly Report
 Periods



FEDERAL PROCUREMENT DATA SYSTEM
SMALL BUSINESS OWNERSHIP REPORT

Number of New Businesses by Type of Contractor
 Actions Reported Individually on SF279
 Fiscal Year 1990 Through Fourth Quarter

	Women-Owned Small Business Firms	Women-Owned Small Disadvantaged Business Firms	Other Small Disadvantaged Business Firms
TOTAL FEDERAL	218,419	66,431	435,346
Executive Office of the President	0	0	86
Department of Agriculture	11,845	3,114	11,358
Department of Commerce	2,808	777	2,660
Department of Defense	146,702	43,476	303,985
Department of Education	174	0	1,026
Department of Energy	416	79	4,928
Department of Health and Human Services	5,577	4,290	17,530
Department of Housing and Urban Development	1	0	988
Department of the Interior	6,150	1,570	18,845
Department of Justice	5,069	626	3,837
Department of Labor	7,575	7,540	1,130
Department of State	1,569	200	2,151
Department of Transportation	9,136	868	9,387
Department of the Treasury	1,284	316	1,787
Department of Veterans Affairs	9,500	1,437	9,899
Action	0	0	0
Administrative Conference of the U.S.	0	0	0
Agency for International Development	704	268	9,645
American Battle Monuments Commission	0	0	0
Board for International Broadcasting	0	0	0
Commission on Civil Rights	0	0	0
Commodity Futures Trading Commission	0	0	0
Consumer Product Safety Commission	0	0	160
Environmental Protection Agency	0	0	28
Equal Employment Opportunity Commission	0	0	0
Federal Communications Commission	0	0	0
Federal Election Commission	0	0	0
Federal Emergency Management Agency	1,209	188	450
Federal Labor Relations Authority	0	0	0
Federal Maritime Commission	0	0	0
Federal Mediation and Conciliation Service	0	0	0
Federal Mine Safety and Health Review Commission	0	0	0
Federal Trade Commission	0	0	0
General Services Administration	4,854	533	27,496
International Trade Commission	0	0	0
Interstate Commerce Commission	0	0	0
Merit Systems Protection Board	0	0	0
National Aeronautics and Space Administration	1,030	146	3,906
National Archives and Records Administration	244	0	60
National Capital Planning Commission	0	0	0
National Foundation on the Arts	28	0	0
National Foundation on the Humanities	0	0	0
National Gallery of Art	0	0	0
National Labor Relations Board	121	0	0
National Mediation Board	0	0	0
National Science Foundation	0	0	0
National Transportation Safety Board	0	0	0
Nuclear Regulatory Commission	224	0	160
Occupational Safety and Health Review Commission	0	0	0
Office of Personnel Management	0	0	0
Peace Corps	0	0	0
Pennsylvania Avenue Development Corporation	0	0	0
Railroad Retirement Board	0	0	0
Securities and Exchange Commission	0	0	0
Selective Service System	0	0	168
Small Business Administration	5	0	542
Smithsonian Institution	67	0	23
Tennessee Valley Authority	1,902	957	2,908
United States Arms Control and Disarmament Agency	0	0	0
United States Information Agency	224	46	204

**FEDERAL PROCUREMENT DATA SYSTEM
SMALL BUSINESS OWNERSHIP REPORT**

Number of New Businesses by Ethnic Group
Actions Reported Individually on SF279
Fiscal Year 1990 Through Fourth Quarter

	Women-Owned Small Business Firms	Women-Owned Small Disadvantaged Business Firms	Other Small Disadvantaged Business Firms
TOTAL DEFENSE	146,702	43,476	494,163
Subcontinent Asian (Asian-Indian) American	590	590	25,191
Asian Pacific American	7,678	7,678	37,206
Black American	9,916	9,916	96,929
Hispanic American	14,388	14,388	84,738
Native American	2,830	2,830	16,521
Other SDB (certified/ determined by SBA)	4,393	4,393	6,248
No Representation	3,289	3,289	32,390
Other	103,618	392	4,762

SECTION I

TOTAL FEDERAL VIEW

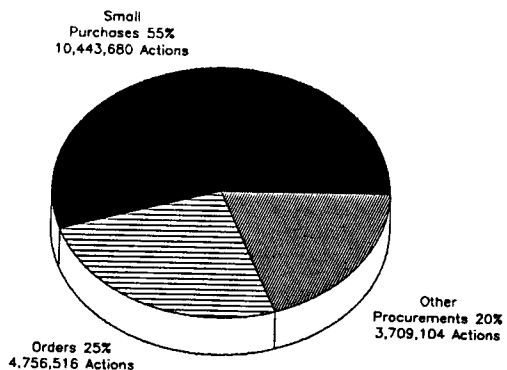
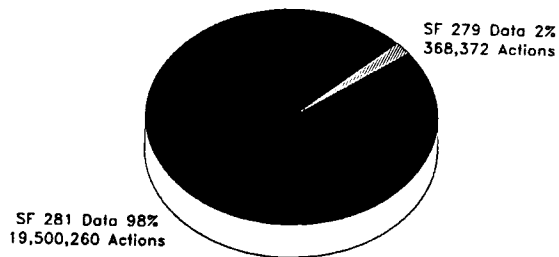
FEDERAL PROCUREMENT DATA SYSTEM
**FEDERAL CONTRACT ACTIONS AND DOLLARS
 BY EXECUTIVE DEPARTMENT AND AGENCY**
 Fiscal Year 1990 Through Fourth Quarter

	All Reported Actions			
	Actions	Percent of Actions	Dollars(000)	Percent of Dollars
TOTAL FEDERAL	19,868,629	100.000	191,198,280	100.000
Executive Office of the President	2,782	0.013	19,063	0.009
Department of Agriculture	1,492,528	7.511	2,782,565	1.455
Department of Commerce	108,216	0.544	564,950	0.295
Department of Defense	13,242,708	66.851	142,210,430	74.378
Department of Education	19,381	0.097	260,723	0.136
Department of Energy	25,807	0.129	15,922,785	8.327
Department of Health and Human Services	1,023,478	5.151	1,268,131	0.663
Department of Housing and Urban Development	7,189	0.036	118,289	0.061
Department of the Interior	591,356	2.978	1,385,041	0.724
Department of Justice	610,462	3.072	1,476,271	0.772
Department of Labor	28,490	0.143	636,241	0.332
Department of State	21,335	0.107	424,467	0.222
Department of Transportation	307,725	1.548	3,090,039	1.618
Department of the Treasury	171,188	0.861	1,524,888	0.797
Department of Veterans Affairs	1,848,318	9.302	2,922,683	1.528
Action	1,266	0.006	2,783	0.001
Administrative Conference of the U.S.	672	0.003	291	0.000
Agency for International Development	8,350	0.042	385,426	0.201
American Battle Monuments Commission	2,139	0.010	1,203	0.000
Board for International Broadcasting	36	0.000	28	0.000
Commission on Civil Rights	388	0.001	418	0.000
Commodity Futures Trading Commission	2,681	0.013	11,674	0.006
Consumer Product Safety Commission	2,070	0.010	4,631	0.002
Environmental Protection Agency	4,006	0.020	637,505	0.333
Equal Employment Opportunity Commission	7,070	0.035	32,853	0.017
Federal Communications Commission	1,850	0.008	6,053	0.003
Federal Election Commission	180	0.000	768	0.000
Federal Emergency Management Agency	8,027	0.040	206,134	0.107
Federal Labor Relations Authority	1,789	0.008	901	0.000
Federal Maritime Commission	99	0.000	167	0.000
Federal Mediation and Conciliation Service	556	0.002	737	0.000
Federal Mine Safety and Health Review Commission	222	0.001	191	0.000
Federal Trade Commission	1,438	0.007	5,331	0.002
General Services Administration	14,835	0.075	1,187,113	0.620
International Trade Commission	3,144	0.015	2,113	0.001
Interstate Commerce Commission	1,007	0.005	1,392	0.000
Merit Systems Protection Board	1,987	0.009	1,427	0.000
National Aeronautics and Space Administration	97,358	0.490	11,571,697	6.052
National Archives and Records Administration	3,655	0.018	9,401	0.004
National Capital Planning Commission	0	0.000	0	0.000
National Foundation on the Arts	347	0.001	1,805	0.000
National Foundation on the Humanities	873	0.004	1,054	0.000
National Gallery of Art	2,594	0.013	5,552	0.002
National Labor Relations Board	1,127	0.005	13,419	0.007
National Mediation Board	332	0.001	2,000	0.001
National Science Foundation	2,078	0.010	68,606	0.035
National Transportation Safety Board	0	0.000	0	0.000
Nuclear Regulatory Commission	3,945	0.019	52,783	0.027
Occupational Safety and Health Review Commission	773	0.003	486	0.000
Office of Personnel Management	18,928	0.095	25,863	0.013
Peace Corps	10,132	0.050	23,132	0.012
Pennsylvania Avenue Development Corporation	234	0.001	1,071	0.000
Railroad Retirement Board	3,153	0.015	6,782	0.003
Securities and Exchange Commission	2,451	0.012	26,987	0.014
Selective Service System	1,219	0.006	1,945	0.001
Small Business Administration	5,729	0.028	5,566	0.002
Smithsonian Institution	38,873	0.195	72,983	0.038
Tennessee Valley Authority	85,479	0.430	2,099,839	1.098
United States Arms Control and Disarmament Agency	108	0.000	1,526	0.000
United States Information Agency	24,626	0.123	110,118	0.057

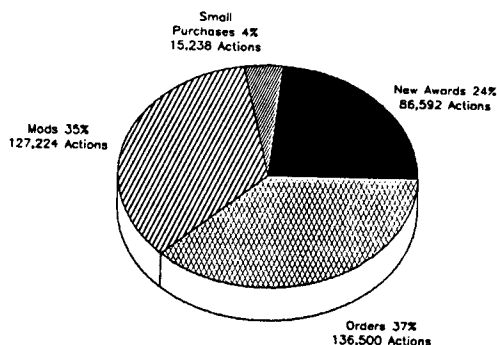
Actions Reported Individually on SF279				Actions Reported in Summary on SF281			
Actions	Percent of Actions	Dollars (000)	Percent of Dollars	Actions	Percent of Actions	Dollars (000)	Percent of Dollars
368,372	100.000	171,300,890	100.000	19,500,257	100.000	19,897,390	100.000
109	0.029	12,361	0.007	2,653	0.013	6,702	0.033
13,944	3.785	1,569,932	0.916	1,478,584	7.582	1,212,633	6.094
3,007	0.816	425,854	0.248	105,209	0.539	139,098	0.699
243,906	66.211	128,296,008	74.895	12,996,802	66.659	13,914,422	69.930
897	0.243	239,893	0.140	18,484	0.094	20,830	0.104
5,143	1.396	15,880,794	9.270	20,684	0.105	41,991	0.211
2,018	0.547	617,071	0.360	1,021,460	5.238	651,060	3.272
411	0.111	105,644	0.061	6,778	0.034	12,645	0.063
13,651	3.705	971,280	0.567	577,705	2.862	413,781	2.079
6,006	1.630	895,509	0.522	604,456	3.088	580,762	2.918
1,403	0.380	600,608	0.350	27,087	0.138	35,833	0.179
1,694	0.459	360,604	0.210	19,641	0.100	63,863	0.320
6,622	1.797	2,564,298	1.496	301,103	1.544	525,741	2.642
4,837	1.313	1,276,100	0.744	166,351	0.853	248,788	1.250
29,251	7.940	1,408,905	0.822	1,819,067	9.328	1,513,778	7.607
0	0.000	0	0.000	1,266	0.006	2,763	0.013
0	0.000	0	0.000	672	0.003	291	0.001
670	0.236	360,277	0.210	7,480	0.038	25,148	0.126
0	0.000	0	0.000	2,138	0.010	1,203	0.006
0	0.000	0	0.000	36	0.000	26	0.000
0	0.000	0	0.000	388	0.001	418	0.002
59	0.016	8,895	0.005	2,622	0.013	2,779	0.013
54	0.014	1,825	0.001	2,016	0.010	2,806	0.014
4,006	1.087	637,505	0.372	0	0.000	0	0.000
473	0.128	26,358	0.015	6,587	0.033	6,495	0.032
12	0.003	792	0.000	1,638	0.008	5,261	0.026
9	0.002	386	0.000	171	0.000	382	0.001
641	0.174	190,211	0.111	7,386	0.037	15,923	0.080
0	0.000	0	0.000	1,769	0.009	901	0.004
0	0.000	0	0.000	99	0.000	187	0.000
1	0.000	18	0.000	555	0.002	719	0.003
0	0.000	0	0.000	222	0.001	191	0.000
15	0.004	1,679	0.000	1,423	0.007	3,852	0.018
14,935	4.054	1,187,113	0.692	0	0.000	0	0.000
11	0.002	856	0.000	3,133	0.016	1,257	0.006
2	0.000	62	0.000	1,005	0.005	1,330	0.006
0	0.000	0	0.000	1,967	0.010	1,427	0.007
10,623	2.883	11,394,580	6.651	88,735	0.444	177,117	0.890
38	0.010	5,004	0.002	3,617	0.018	4,397	0.022
0	0.000	0	0.000	0	0.000	0	0.000
10	0.002	1,006	0.000	337	0.001	799	0.004
5	0.001	528	0.000	868	0.004	526	0.002
6	0.001	405	0.000	2,588	0.013	5,147	0.025
42	0.011	11,994	0.007	1,085	0.005	1,425	0.007
136	0.036	1,627	0.000	196	0.001	373	0.001
133	0.036	63,100	0.036	1,945	0.009	5,506	0.027
0	0.000	0	0.000	0	0.000	0	0.000
342	0.092	43,037	0.025	3,603	0.018	9,726	0.048
0	0.000	0	0.000	773	0.003	486	0.002
24	0.006	2,878	0.001	18,904	0.096	22,985	0.115
126	0.034	8,849	0.005	10,006	0.051	14,283	0.071
2	0.000	393	0.000	232	0.001	678	0.003
48	0.012	3,929	0.002	3,107	0.015	2,853	0.014
72	0.019	21,740	0.012	2,378	0.012	5,247	0.026
10	0.002	564	0.000	1,209	0.006	1,351	0.006
1	0.000	175	0.000	5,728	0.029	5,391	0.027
299	0.081	38,509	0.022	38,574	0.197	34,474	0.173
2,038	0.553	1,983,773	1.158	83,441	0.427	118,066	0.593
9	0.002	1,152	0.000	99	0.000	374	0.001
423	0.114	78,779	0.044	24,203	0.124	33,339	0.167

FEDERAL PROCUREMENT DATA SYSTEM
SF279/SF281 COMPARISONS
 Fiscal Year 1990 Through Fourth Quarter

ACTIONS

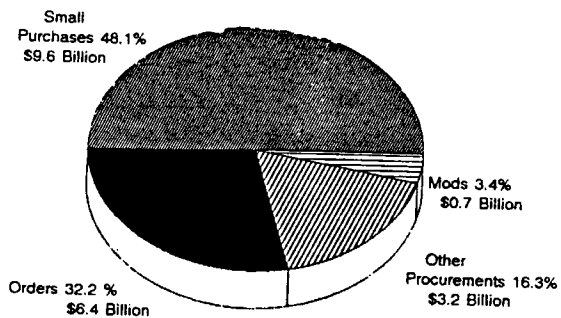
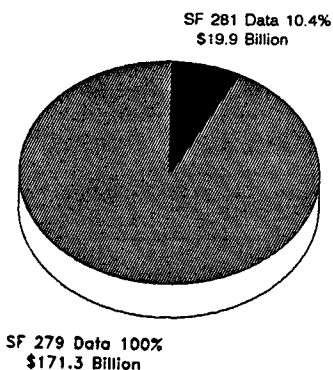


SF 281 Data By Procurement Methods

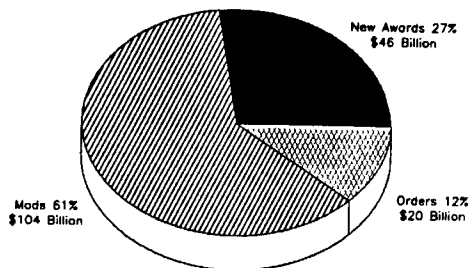


SF 279 Data by Kind of Contract Action

DOLLARS



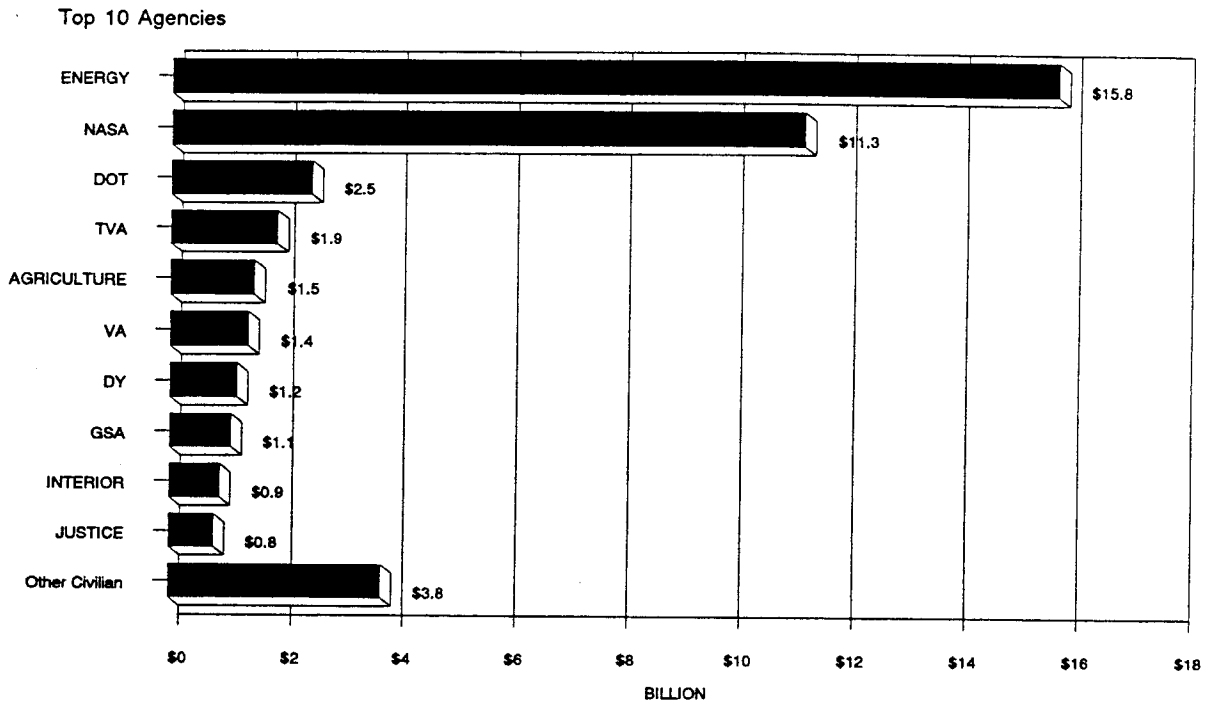
SF 281 Data By Procurement Methods



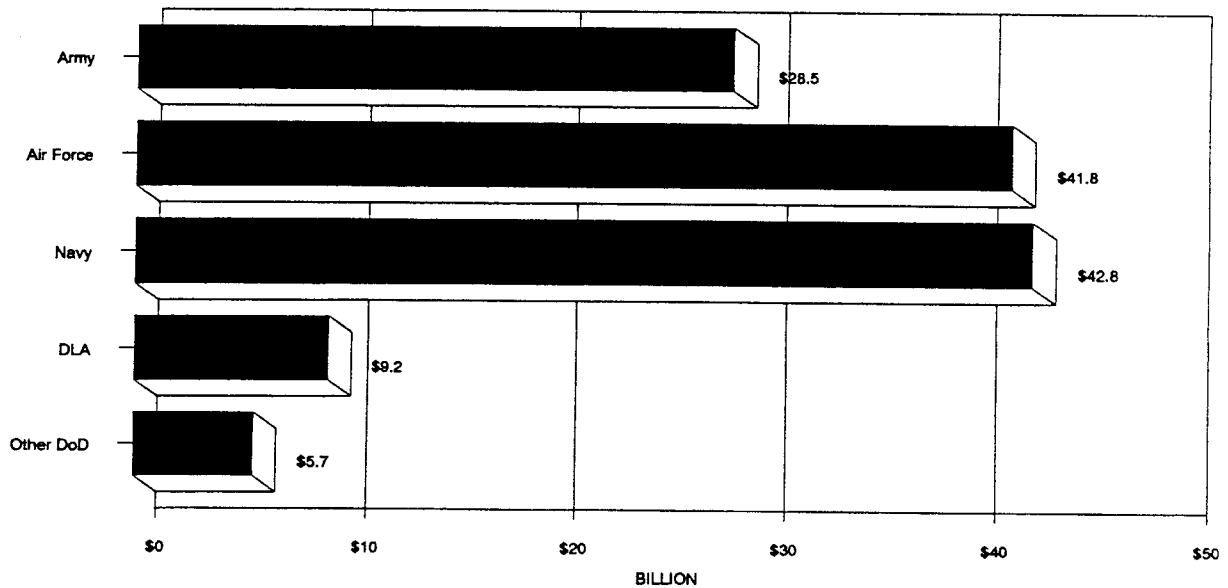
SF 279 Data by Kind of Contract Action

FEDERAL PROCUREMENT DATA SYSTEM
CONTRACT DOLLARS BY EXECUTIVE DEPARTMENTS AND AGENCIES
 Actions Reported Individually on SF279
 Fiscal Year 1990 Through Fourth Quarter


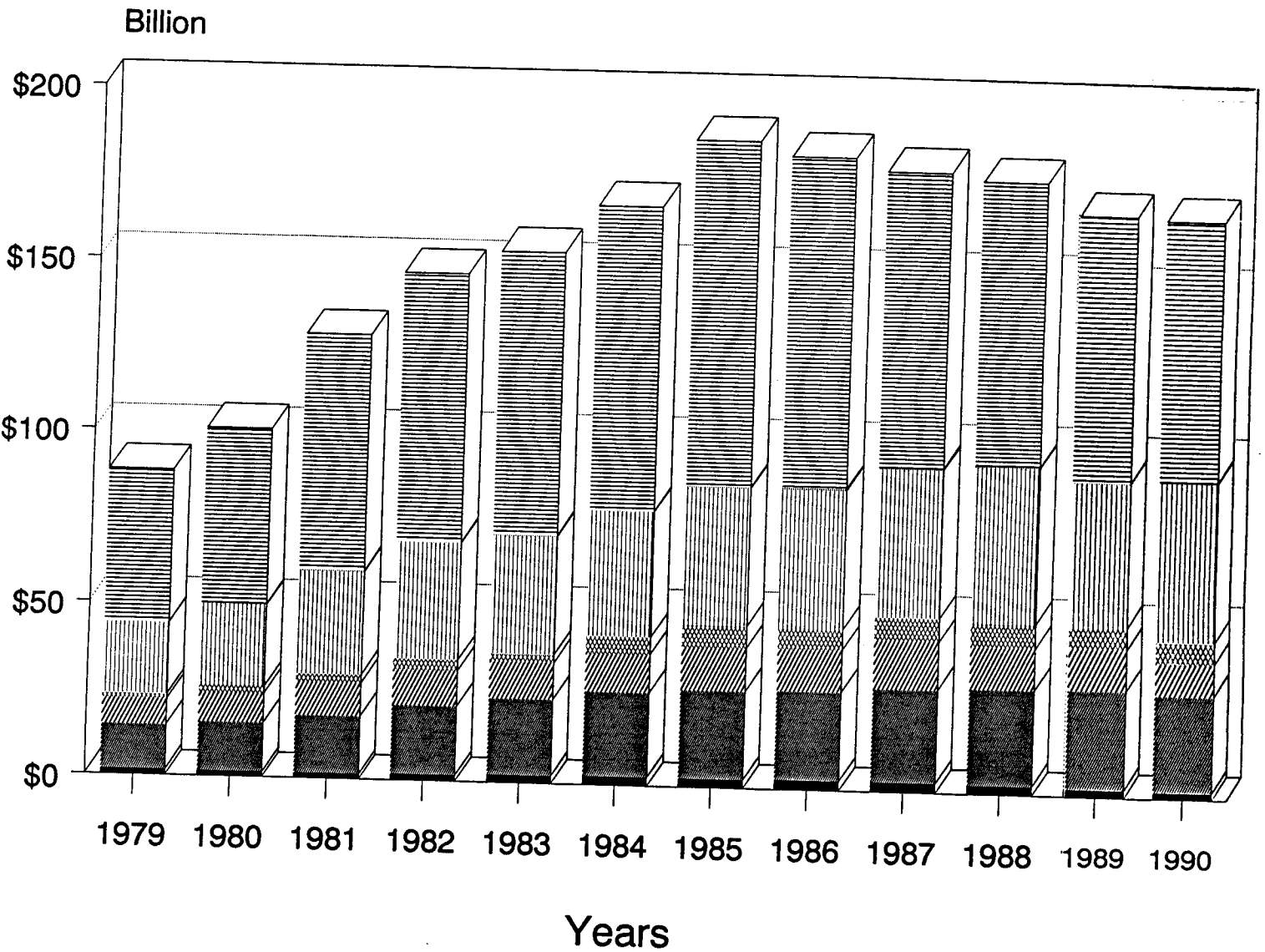
CIVILIAN AGENCIES
 TOTAL DOLLARS \$43.0 BILLION



DEPARTMENT OF DEFENSE
 TOTAL DOLLARS \$128.2 BILLION



FEDERAL PROCUREMENT DATA SYSTEM
FEDERAL PROCUREMENT BY MAJOR PRODUCT/SERVICE CATEGORY
 Actions Reported Individually on SF279
 Fiscal Year 1990 Through Fourth Quarter



FEDERAL PROCUREMENT DATA SYSTEM
RESEARCH AND DEVELOPMENT SUMMARY - BY R & D CATEGORY
 Actions Reported Individually on SF279
 Fiscal Year 1990 through Fourth Quarter

	Number of Actions	Dollars (000)
TOTAL FEDERAL RESEARCH AND DEVELOPMENT	33,762	28,312,120
AA Agriculture	35	5,712
AB Community Services and Development	11	3,880
AC Defense Systems	10,219	14,805,572
AD Defense - Other	10,206	3,894,841
AE Economic Growth and Productivity	237	109,453
AF Education	89	11,409
AG Energy	923	913,605
AH Environmental Protection	647	123,284
AJ General Science and Technology	1,160	226,435
AK Housing	1	49
AL Income Security	0	0
AM International Affairs and Cooperation	9	2,045
AN Medical	1,150	584,683
AP Natural Resources	91	8,907
AQ Social Services	1	53
AR Space	4,864	5,447,369
AS Transportation, Modal	71	21,428
AT Transportation, General	527	85,438
AV Mining	48	1,818
AZ Other Research and Development	3,473	2,066,239

OTHER SERVICES AND CONSTRUCTION - SUMMARY BY SERVICE CATEGORY
 Actions Reported Individually on SF279
 Fiscal Year 1990 through Fourth Quarter

	Number of Actions	Dollars (000)
TOTAL FEDERAL OTHER SERVICES AND CONSTRUCTION	204,783	62,837,775
B Special Studies and Analyses - Not R&D	1,791	313,649
C Architect and Engineering Services - Construction	14,189	2,257,994
D Automatic Data Processing and Telecommunications Services	8,809	2,701,584
F Natural Resources Management	4,369	655,700
G Social Services	2,792	684,203
H Quality Control, Testing and Inspection Services	1,354	501,147
J Maintenance, Repair, and Rebuilding of Equipment	21,664	7,635,518
K Modification of Equipment	1,067	1,224,835
L Technical Representation Services	2,302	654,141
M Operation of Government-Owned Facility	3,557	17,222,513
N Installation of Equipment	1,255	435,209
P Salvage Services	1,159	155,084
Q Medical Services	15,663	839,680
R Professional, Administrative and Management Support Services	26,061	9,368,847
S Utilities and Housekeeping Services	21,141	4,481,249
T Photographic, Mapping, Printing, and Publication Services	1,754	214,355
U Training Services	3,175	911,518
V Transportation and Travel	7,098	2,369,390
W Lease or Rental of Equipment	3,014	462,640
X Lease or Rental of Facilities	3,771	451,239
Y Construction of Structures and Facilities	16,536	5,207,094
Z Maintenance, Repair or Alteration of Real Property	42,262	4,110,188

FEDERAL PROCUREMENT DATA SYSTEM
SUPPLIES AND EQUIPMENT - SUMMARY BY FSC GROUP
 Actions Reported Individually on SF279
 Fiscal Year 1990 through Fourth Quarter

	Number of Actions	Dollars (000)
TOTAL FEDERAL SUPPLIES AND EQUIPMENT	129,827	80,150,995
10 Weapons	1,066	1,319,212
11 Nuclear Ordnance	109	73,623
12 Fire Control Equipment	1,175	1,435,444
13 Ammunition and Explosives	1,873	2,870,249
14 Guided Missiles	2,152	7,358,206
15 Aircraft and Airframe Structural Components	4,027	12,391,757
16 Aircraft Components and Accessories	4,901	2,374,214
17 Aircraft Launching, Landing, and Ground Handling Equipment	618	152,972
18 Space Vehicles	373	2,064,099
19 Ships, Small Craft, Pontoons and Floating Docks	1,924	4,940,304
20 Ship and Marine Equipment	567	208,595
22 Railway Equipment	34	6,822
23 Ground Effect Vehicles, Motor Vehicles, Trailers, and Cycles	1,000	1,901,836
24 Tractors	139	23,996
25 Vehicular Equipment Components	1,383	726,253
26 Tires and Tubes	267	136,730
28 Engines, Turbines, and Components	3,422	5,727,409
29 Engine Accessories	1,817	426,775
30 Mechanical Power Transmission Equipment	884	95,178
31 Bearings	655	88,069
32 Woodworking Machinery and Equipment	17	1,429
34 Metalworking Machinery	661	122,143
35 Service and Trade Equipment	184	18,478
36 Special Industry Machinery	907	109,102
37 Agricultural Machinery and Equipment	100	4,689
38 Construction, Mining, Excavating, and Highway Maintenance Equipment	464	132,638
39 Materials Handling Equipment	777	270,415
40 Rope, Cable, Chain and Fittings	191	22,665
41 Refrigeration, Air Conditioning and Air Circulating Equipment	762	96,938
42 Fire Fighting, Rescue, and Safety Equipment	605	235,917
43 Pumps and Compressors	1,005	132,224
44 Furnace, Steam Plant, and Drying Equipment; and Nuclear Reactors	501	990,518
45 Plumbing, Heating, and Sanitation Equipment	217	19,298
46 Water Purification and Sewage Treatment Equipment	119	36,752
47 Pipe, Tubing, Hose and Fittings	921	73,529
48 Valves	1,266	119,110
49 Maintenance and Repair Shop Equipment	1,681	538,789
51 Hand Tools	535	37,299
52 Measuring Tools	70	8,144
53 Hardware and Abrasives	1,287	184,584

FEDERAL PROCUREMENT DATA SYSTEM
SUPPLIES AND EQUIPMENT - SUMMARY BY FSC GROUP-Continued
 Actions Reported in Summary on SF279
 Fiscal Year 1990 through Fourth Quarter

	Number of Actions	Dollars (000)
54 Prefabricated Structures and Scaffolding	575	122,988
55 Lumber, Millwork, Plywood and Veneer	463	37,251
56 Construction and Building Materials	620	79,845
58 Communications, Detection, and Coherent Radiation Equipment	8,452	9,900,287
59 Electrical and Electronic Equipment Components	5,688	1,330,008
60 Fiber Optics Materials, Components, Assemblies, and Accessories	129	25,960
61 Electric Wire, and Power and Distribution Equipment	2,893	762,775
62 Lighting Fixtures and Lamps	567	70,222
63 Alarm, Signal, and Security Detection Systems	273	61,438
65 Medical, Dental, and Veterinary Equipment and Supplies	7,484	909,552
66 Instruments and Laboratory Equipment	6,232	1,171,675
67 Photographic Equipment	755	64,296
68 Chemicals and Chemical Products	1,072	130,338
69 Training Aids and Devices	671	758,040
70 General Purpose Automatic Data Processing Equipment	17,128	2,958,671
71 Furniture	3,297	249,901
72 Household and Commercial Furnishings and Appliances	446	36,261
73 Food Preparation and Serving Equipment	696	65,607
74 Office Machines, Text Processing Systems and Visible Record	392	31,511
75 Office Supplies and Devices	1,766	125,884
76 Books, Maps, and Other Publications	704	165,633
77 Musical Instruments, Phonographs and Home-type Radios	34	1,822
78 Recreational and Athletic Equipment	105	9,261
79 Cleaning Equipment and Supplies	697	70,750
80 Brushes, Paints, Sealers and Adhesives	505	52,700
81 Containers, packaging and Packing Supplies	1,234	167,084
83 Textiles, Leather, Furs, Apparel and Shoe Findings, Tents and Flags	429	118,827
84 Clothing, Individual Equipment, and Insignia	1,172	776,587
85 Toiletries	651	57,792
87 Agricultural Supplies	263	15,617
88 Live Animals	50	8,380
89 Subsistence	15,807	2,624,230
91 Fuels, Lubricants, Oils, and Waxes	2,310	6,737,421
93 Nonmetallic Fabricated Materials	353	98,686
94 Nonmetallic Crude Materials	34	3,306
95 Metal Bars, Sheets and Shapes	779	248,068
96 Ores, Minerals and Their Primary Products	185	346,286
99 Miscellaneous	4,245	2,278,582
E Purchase of Structures and Facilities	15	1,049

FEDERAL PROCUREMENT DATA SYSTEM
STANDARD INDUSTRIAL CLASSIFICATION (SIC) CODE SUMMARY - BY SIC GROUP

Actions Reported Individually on SF279
 Fiscal Year 1990 through Fourth Quarter

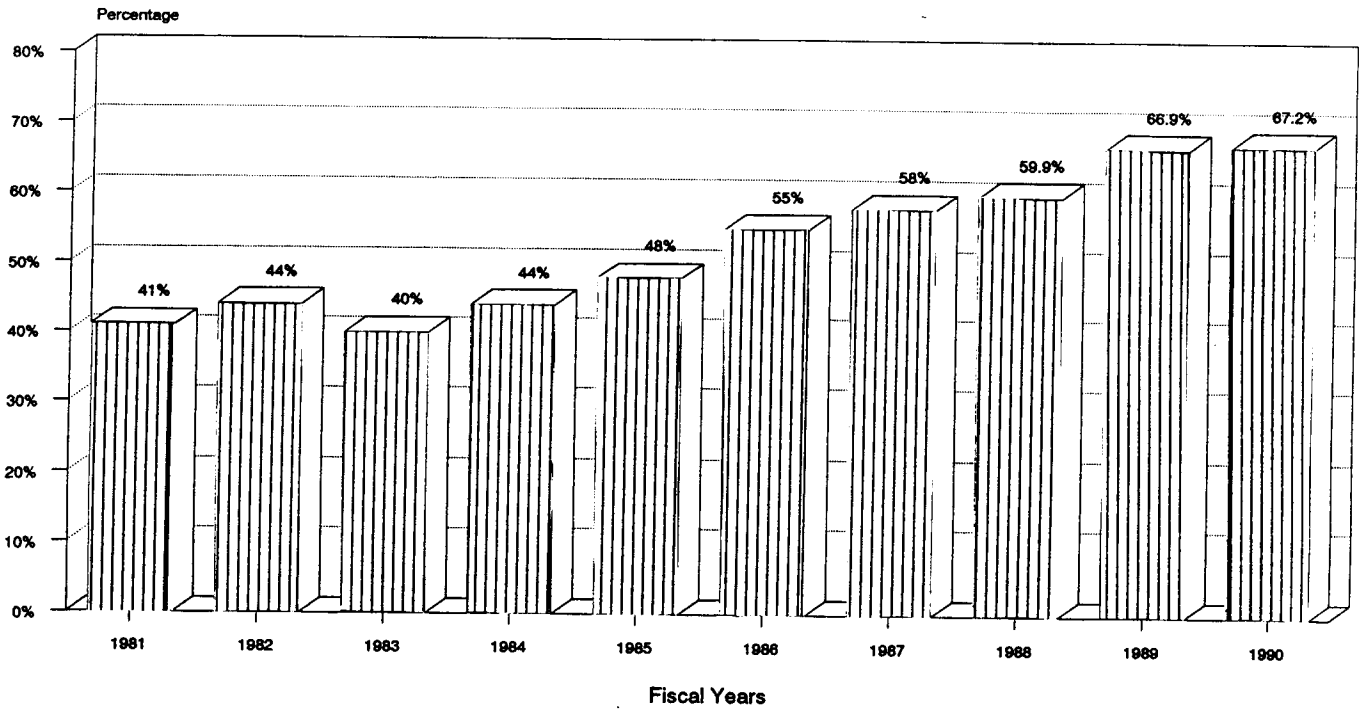
	Number of Actions	Dollars (000)
TOTAL FEDERAL	368,372	171,300,890
Agriculture, forestry, and fishing		
01 Agriculture production - crops	68	11,422
02 Agriculture production livestock and animal specialties	132	10,554
07 Agricultural services	716	87,526
08 Forestry	1,973	84,548
09 Fishing, hunting, and trapping	72	6,380
TOTAL	2,961	200,428
Mining		
10 Metal mining	13	7,558
12 Coal mining	80	18,152
13 Oil and gas extraction	135	213,859
14 Mining and quarrying of nonmetallic minerals, except fuels	170	18,017
TOTAL	378	258,586
Construction		
15 Building construction-general contractors and operative builders	25,688	3,709,954
16 Heavy construction other than building construction contractors	12,133	3,250,028
17 Construction-special trade contractors	21,812	1,745,468
TOTAL	59,711	8,705,450
Manufacturing		
20 Food and kindred products	13,077	2,267,874
21 Tobacco products	365	75,343
22 Textile mill products	646	145,857
23 Apparel and other finished products made from fabrics	1,099	607,172
24 Lumber and wood products, except furniture	657	62,507
25 Furniture and fixtures	3,741	280,868
26 Paper and allied products	2,515	267,802
27 Printing, publishing, and allied industries	997	209,373
28 Chemicals and allied products	6,779	1,980,798
29 Petroleum refining and related industries	903	4,235,248
30 Rubber and miscellaneous plastics products	1,163	276,637
31 Leather and leather products	158	100,539
32 Stone, clay, glass, and concrete products	822	172,800
33 Primary metal industries	1,488	364,740
34 Fabricated metal products, except machinery and transportation	7,882	6,313,472
35 Industrial and commercial machinery and computer equipment	22,639	5,192,892
36 Electronic, other electrical equipment and components, not computer	18,818	10,029,045
37 Transportation equipment	37,980	55,846,056
38 Measuring, analyzing, and controlling instruments	12,800	7,114,531
39 Miscellaneous manufacturing industries	1,488	246,805
TOTAL	135,503	95,789,555
Transportation, communications, electric, gas, and sanitary service		
40 Railroad transportation	4	3,300
41 Local and suburban transit and interurban passenger transportation	852	102,802
42 Motor freight transportation and warehousing	1,188	383,831
43 United States Postal Service	19	18,513
44 Water transportation	1,009	1,607,225
45 Transportation by air	3,751	1,050,215
46 Pipelines, except natural gas	23	60,607
47 Transportation services	337	54,984
48 Communications	6,436	2,053,083
49 Electric, gas, and sanitary services	9,222	1,998,343
TOTAL	22,839	7,312,913

FEDERAL PROCUREMENT DATA SYSTEM
**STANDARD INDUSTRIAL CLASSIFICATION (SIC) CODE SUMMARY - BY SIC
 GROUP - Continued**

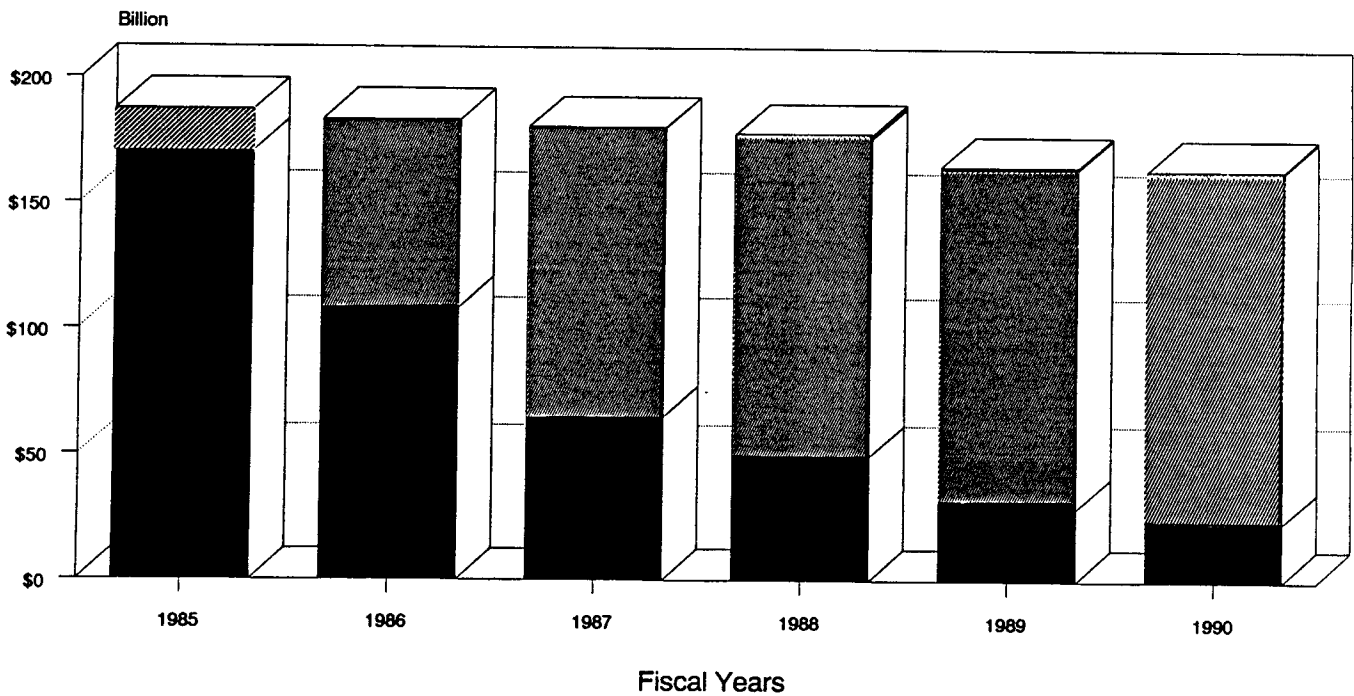
Actions Reported in Summary on SF279
 Fiscal Year 1990 through Fourth Quarter

	Number of Actions	Dollars (000)
Wholesale trade		
50 Wholesale trade-durable goods	5,643	3,206,815
51 Wholesale trade-nondurable goods	3,429	832,163
TOTAL	9,072	4,138,978
Retail trade		
52 Building materials, hardware, garden supply, and mobile home dealer	81	6,813
53 General merchandise stores	15	1,287
54 Food stores	137	7,560
55 Automotive dealers and gasoline service stations	51	3,796
56 Apparel and accessory stores	7	361
57 Home furniture, furnishings, and equipment stores	145	9,858
58 Eating and drinking places	954	286,212
59 Miscellaneous retail	301	26,113
TOTAL	1,691	341,800
Finance, insurance, and real estate		
60 Depository institutions	20	23,212
61 Nondepository credit institutions	26	634
62 Security and commodity brokers, dealers, exchanges, and services	9	4,239
63 Insurance carriers	47	504,697
64 Insurance agents, brokers, and service	148	137,768
65 Real estate	4,365	287,255
67 Holding and other real investment offices	17	4,174
TOTAL	4,632	961,979
Services		
70 Hotels, rooming houses, camps, and other lodging places	704	45,265
72 Personal services	665	137,939
73 Business services	27,909	6,566,507
75 Automotive repair, services, and parking	646	77,382
76 Miscellaneous repair services	2,472	789,170
78 Motion pictures	445	74,064
79 Amusement and recreation services	93	10,240
80 Health services	15,501	721,297
81 Legal services	239	29,798
82 Educational services	3,348	2,812,800
83 Social services	1,579	482,590
84 Museums, art galleries, and botanical and zoological gardens	15	627
86 Membership organizations	37	4,204
87 Engineering, accounting, research, management, and related services	63,965	33,709,877
88 Private holdings	11	3,058
89 Miscellaneous services	6,084	3,805,299
TOTAL	125,713	49,270,217
Public administration		
91 Executive, legislative, and general government, except finance	535	30,000
92 Justice, public order, and safety	311	33,192
93 Public finance, taxation, and monetary policy	19	4,672
94 Administration of human resource programs	125	13,430
95 Administration of environmental quality and housing programs	440	133,236
96 Administration of economic programs	212	458,206
97 National security and international affairs	1,261	843,313
TOTAL	2,903	1,516,049
Nonclassifiable establishments		
99 Nonclassifiable establishments	2,969	2,806,935

**FEDERAL PROCUREMENT DATA SYSTEM
 PERCENTAGE OF PROCUREMENT DOLLARS AWARDED COMPETITIVELY
 SF279 and SF 281 Data**



**FEDERAL PROCUREMENT DATA SYSTEM
 COMPARISON OF PRE- AND POST-CICA ACTIONS**



 PRE-CICA	 CICA APPLICABLE
 SMALL PURCHASE	 NOT SUBJECT TO CICA

FEDERAL PROCUREMENT DATA SYSTEM
COMPETITION STATISTICS
 Fiscal Year 1990 Through Fourth Quarter

PROCUREMENT ACTIONS OVER \$25,000**	NUMBER OF ACTIONS	PERCENTAGE OF ACTIONS	DOLLAR OBLIGATIONS (000)	PERCENTAGE OF DOLLARS
I. Actions Available For Competition				
A. Actions Competed	205,516	81%	99,065,709	65%
B. Follow-on To Competed Actions	6,793	2%	13,182,495	8%
C. Actions Not Competed	39,760	15%	38,289,340	25%
D. Total Available	252,069	100%	150,537,544	100%
II. Actions Not Available for Competition	34,302		12,781,542	
III. Totals*	286,371		163,319,086	
PROCUREMENT ACTIONS UNDER \$25,000***	NUMBER OF ACTIONS	PERCENTAGE OF ACTIONS	DOLLAR OBLIGATIONS (000)	PERCENTAGE OF DOLLARS
I. Actions Available For Competition				
A. Actions Competed	8,363,199	78%	11,146,405	82%
B. Actions Not Competed	2,242,250	21%	2,315,199	17%
C. Total Available	10,601,503	100%	13,461,604	100%
II. Actions Not Available for Competition	8,971,649		6,938,612	
III. Totals*	19,573,152		20,400,216	

*Number of actions and dollars on this page do not match other Federal totals in this Federal Procurement Report because the chart displays statistics comparable to the Competition Advocates Report to Congress.

**Includes any procurement actions that round down to \$25,000 reported on SF279. In theory, actions that round up to \$25,000 fall below the threshold and, therefore, are reported on the SF 281.

***Includes data from SF 281 plus procurement actions under \$25,000 that were reported on the SF 279.

FEDERAL PROCUREMENT DATA SYSTEM
TOP 100 FEDERAL CONTRACTORS
 Actions Reported Individually on SF279
 Fiscal Year 1990 Through Fourth Quarter

	CURRENT YEAR'S DOLLARS (000)	PERCENT OF DOLLARS	PRIOR YEAR'S DOLLARS (000)	PERCENT OF DOLLARS
TOTAL FEDERAL	171,300,890	100.00	172,145,796	100.00
TOP 100 SUBTOTAL	110,958,009	64.77	108,004,947	62.74
1 MCDONNELL DOUGLAS CORP	8,986,896	5.25	9,150,579	5.31
2 GENERAL DYNAMICS CORPORATION	6,725,516	3.93	7,601,342	4.41
3 GENERAL ELECTRIC COMPANY	6,559,611	3.83	6,503,079	3.78
4 WESTINGHOUSE ELECTRIC CORP	5,704,125	3.33	4,204,041	2.44
5 MARTIN MARIETTA CORPORATION	5,530,174	3.23	6,377,941	3.70
6 LOCKHEED CORPORATION	4,650,256	2.71	4,600,279	2.67
7 ROCKWELL INTERNATIONAL CORP	4,370,756	2.55	4,690,394	2.72
8 GENERAL MOTORS CORPORATION	4,255,795	2.48	3,900,005	2.26
9 RAYTHEON COMPANY	4,181,792	2.44	3,963,947	2.30
10 UNITED TECHNOLOGIES CORP	3,256,970	1.90	3,865,531	2.24
11 BOEING COMPANY THE	2,969,423	1.73	3,516,468	2.04
12 GRUMMAN CORPORATION	2,775,105	1.62	2,433,824	1.41
13 TENNECO INC	2,403,444	1.40	925,251	.54
14 UNIVERSITY OF CALIFORNIA	2,364,315	1.38	2,094,581	1.22
15 AMERICAN TELE & TELG COMPANY	2,337,855	1.36	1,944,511	1.13
16 INTERNATIONAL BUS MCHS CORP	1,612,021	.94	1,409,086	.82
17 LITTON INDUSTRIES INC	1,522,980	.89	1,377,331	.80
18 UNISYS CORPORATION	1,518,120	.87	1,356,159	.79
19 EG&G INC	1,456,952	.85	1,723,782	1.00
20 HONEYWELL INC	1,427,172	.83	1,931,868	1.12
21 TRW INC	1,355,684	.79	1,515,871	.88
22 GTE CORPORATION	1,286,796	.75	2,040,980	1.37
23 TEXTRON INC	1,184,834	.69	916,544	.53
24 GENCORP INC	1,169,641	.68	837,543	.49
25 CALIFORNIA INST OF TECHNOLOGY	1,119,539	.65	1,068,362	.62
26 FORD MOTOR COMPANY	1,039,025	.61	1,049,596	.61
27 LTV CORPORATION	1,024,080	.59	783,557	.45
28 ITT CORPORATION	925,453	.54	1,278,225	.74
29 THIOKOL CORPORATION	854,397	.50	940,183	.55
30 NORTHROP CORPORATION	823,709	.48	756,270	.44
31 BATH HOLDING CORPORATION	790,292	.46	210,461	.12
32 ALLIED SIGNAL INC	727,285	.42	868,968	.50
33 TEXAS INSTRUMENTS INC	713,447	.42	948,706	.55
34 WYMON-GORDON COMPANY	683,879	.40	697,479	.40
35 MC DERMOTT INTERNATIONAL INC	670,195	.39	203,052	.12
36 COMPUTER SCIENCES CORPORATION	666,581	.39	528,291	.31
37 TELEDYNE INC	644,133	.38	413,574	.24
38 SCIENCE APPLICATIONS INTL CORP	625,417	.36	507,334	.29
39 LORAL CORPORATION	600,471	.35	543,664	.32
40 OLIN CORPORATION	556,469	.32	461,298	.27
41 MC DONNELL DGLS GEN DYNAMICS JV	555,000	.32	620,000	.36
42 AVONDALE INDUSTRIES INC	541,377	.31	877,062	.49
43 MASSACHSTTS INST OF TCHNOLOGY	523,342	.30	467,086	.27
44 FOUNDATION HEALTH CORPORATION	515,206	.30	639,309	.37
45 HERCULES INCORPORATED	499,001	.29	485,222	.28
46 MITRE CORPORATION	498,491	.29	462,758	.27
47 E SYSTEMS INC	488,314	.28	287,653	.17
48 DYNACORP	485,965	.28	323,947	.19
49 FEDERAL REPUBLIC OF GERMANY	459,278	.27	350,537	.20
50 MOTOROLA INC	458,318	.27	319,505	.19

FEDERAL PROCUREMENT DATA SYSTEM
TOP 100 FEDERAL CONTRACTORS-Continued
 Actions Reported Individually on SF279
 Fiscal Year 1990 Through Fourth Quarter

	CURRENT YEAR'S DOLLARS (000)	PERCENT OF DOLLARS	PRIOR YEAR'S DOLLARS (000)	PERCENT OF DOLLARS
51 EXXON CORPORATION	453,468	.26	306,621	.18
52 ROYAL DUTCH SHELL GROUP OF COS	423,732	.25	307,638	.16
53 AEROSPACE CORPORATION	417,921	.24	304,222	.18
54 UNIVERSITY OF CHICAGO THE	416,902	.24	322,143	.19
55 FMC CORPORATION	392,682	.23	264,552	.15
56 ATLANTIC RICHFIELD COMPANY	390,747	.23	337,603	.20
57 JOHNS HOPKINS UNIVERSITY	388,731	.23	346,370	.20
58 BATTELLE MEMORIAL INSTITUTE	382,078	.22	298,586	.17
59 UNIVERSITIES RESEARCH ASSN	377,009	.22	254,566	.15
60 COASTAL CORPORATION	373,529	.22	222,941	.13
61 PENN CENTRAL CORPORATION	348,868	.20	302,729	.17
62 BLACK & DECKER CORPORATION	347,543	.20	279,132	.16
63 CFM INTERNATIONAL INC	318,716	.19	517,276	.30
64 DIVERSIFIED ENERGIES INC	318,197	.18	599	.00
65 ASSOCIATED UNIVERSITIES INC	317,776	.18	635,151	.37
66 EUROPEAN UTILITY CO	313,300	.18	173,473	.10
67 PHILIPS GLOEILAMPENFABRIEKEN	310,706	.18	237,559	.14
68 FORSTMANN LITTLE & CO	303,370	.18	129,064	.07
69 MASON COMPANY THE DE	300,881	.17	436,251	.25
70 NASSCO HOLDING INC	299,385	.17	331,458	.19
71 CRYSLER CORPORATION	292,395	.17	205,147	.12
72 CAE INDUSTRIES LTD	285,259	.17	184,358	.11
73 CANADIAN COMMERCIAL CORP	284,378	.17	344,526	.20
74 JOHNSON CONTROLS INC	282,990	.16	269,327	.16
75 OSHKOSH TRUCK CORPORATION	259,183	.15	360,478	.21
76 HARRIS CORPORATION	255,359	.15	352,226	.20
77 F N C CORPORATION	251,666	.14	562,262	.30
78 BECHTEL GROUP INC	249,123	.14	340,596	.20
79 OHIO VALLEY ELECTRIC CORP	240,748	.14	257,834	.15
80 MOBIL CORPORATION	240,672	.14	162,608	.09
81 CONTROL DATA CORPORATION	239,919	.14	218,261	.13
82 TOM COAL COMPANY INC	233,450	.14	0	.00
83 ARCH MINERAL CORPORATION	233,166	.14	2,878	.00
84 STANFORD LELAND JUNIOR UNIV	228,639	.13	219,438	.13
85 CSX CORPORATION	226,969	.13	160,764	.09
86 ILLINOIS POWER COMPANY	217,797	.13	151,573	.09
87 PETERSON BUILDERS INC	211,643	.12	213,046	.12
88 DIGITAL EQUIPMENT CORP	196,949	.11	218,075	.13
89 AMOCO CORPORATION	195,859	.11	162,068	.09
90 KAMAN CORPORATION	195,353	.11	174,691	.10
91 EMERSON ELECTRIC CO	193,649	.11	249,846	.14
92 INTERNATIONAL MARINE CARRIERS	190,924	.11	11,264	.01
93 CONTEL CORPORATION	189,825	.11	213,231	.12
94 EATON CORPORATION	189,028	.11	267,596	.15
95 ASTRONAUTICS CORP OF AMERICA	187,578	.11	234,590	.14
96 WESTMARK SYSTEMS INC	187,426	.11	163,592	.09
97 CHEVRON CORPORATION	187,318	.11	303,685	.18
98 HARSCO CORPORATION	178,345	.10	433,430	.25
99 BELL COUNTY COAL CORP	172,693	.10	0	.00
100 HEWLETT PACKARD COMPANY	169,268	.10	131,186	.08

FEDERAL PROCUREMENT DATA SYSTEM
TOP 10 FEDERAL CONTRACTORS BY PRODUCT/SERVICE CATEGORY
 Actions Reported Individually on SF279
 Fiscal Year 1990 Through Fourth Quarter

	Number of Actions	Dollars (000)
I. Research and Development		
Dept. of Defense		
MARTIN MARIETTA CORPORATION	324	2,011,684
MCDONNELL DOUGLAS CORP	376	1,625,163
LOCKHEED CORPORATION	457	1,080,212
GENERAL DYNAMICS CORPORATION	452	1,033,748
BOEING COMPANY THE	442	1,014,333
GENERAL ELECTRIC COMPANY	465	838,144
WESTINGHOUSE ELECTRIC CORP	251	680,798
RAYTHEON COMPANY	379	670,156
TRW INC	426	566,834
ROCKWELL INTERNATIONAL CORP	499	564,984
Civilian Agencies		
MCDONNELL DOUGLAS CORP	133	732,205
ROCKWELL INTERNATIONAL CORP	123	539,931
THIokol CORPORATION	13	490,606
GENERAL ELECTRIC COMPANY	137	397,956
MARTIN MARIETTA CORPORATION	98	331,368
UNIVERSITY OF CALIFORNIA	150	252,688
UNIVERSITIES RESEARCH ASSN	26	174,149
LOCKHEED CORPORATION	177	170,183
COMPUTER SCIENCES CORPORATION	66	110,037
PRINCETON UNIVERSITY	20	98,874
II. Construction		
Dept. of Defense		
GENERAL MOTORS CORPORATION	66	252,232
AMELCO CORPORATION	21	99,882
FEDERAL REPUBLIC OF GERMANY	848	87,880
EBASCO CONSTRUCTORS & GUST	3	85,594
AIC INTERNATIONAL INC	7	76,820
ITEL CORPORATION	61	72,035
ICELAND PRIME CONTRACTORS	30	67,105
BLOUNT INC	23	62,311
JAMES T L & COMPANY INC	18	58,167
HALLIBURTON COMPANY	417	57,647
Civilian Agencies		
UNITED TECHNOLOGIES CORP	16	232,681
B & L UTILITY CONTRACTORS INC	2	104,002
MORRISON KNUDSEN CORPORATION	13	65,156
HARBERT CORPORATION	7	50,605
WHEELABRATOR TECHNOLOGIES INC	4	46,292
M A MORTENSON COMPANIES	283	41,674
BATSON COOK OF ATLANTA	33	41,029
BOH CORPORATION	1	36,525
PHELPS INC	3	36,452
ENSERCH CORPORATION	10	35,405

FEDERAL PROCUREMENT DATA SYSTEM
TOP 10 FEDERAL CONTRACTORS BY PRODUCT/SERVICE CATEGORY
 - Continued

Actions Reported Individually on SF279
 Fiscal Year 1990 Through Fourth Quarter

	Number of Actions	Dollars (000)
III. Supplies and Equipment		
Dept. of Defense		
MCDONNELL DOUGLAS CORP	1,270	6,049,825
GENERAL DYNAMICS CORPORATION	1,573	4,913,429
GENERAL ELECTRIC COMPANY	1,621	4,017,558
GENERAL MOTORS CORPORATION	1,063	3,091,362
RAYTHEON COMPANY	620	2,713,142
UNITED TECHNOLOGIES CORP	1,700	2,350,894
LOCKHEED CORPORATION	558	2,084,202
GRUMMAN CORPORATION	642	1,694,594
WESTINGHOUSE ELECTRIC CORP	619	1,440,699
ROCKWELL INTERNATIONAL CORP	990	1,340,528
Civilian Agencies		
ROCKWELL INTERNATIONAL CORP	78	1,124,790
MC DERMOTT INTERNATIONAL CORP	73	641,128
DIVERSIFIED ENERGY INC	3	316,891
BOEING COMPANY THE	12	276,832
TOM COAL COMPANY INC	1	233,450
ARCH MINERAL CORPORATION	8	233,166
TRW INC	26	205,860
WESTINGHOUSE ELECTRIC CORP	263	205,324
BELL COUNTY COAL CORP	3	172,693
MARTIN MARIETTA CORPORATION	18	152,309
IV. ADP Services/Equipment		
Dept. of Defense		
UNISYS CORPORATION	2,537	553,319
GENERAL MOTORS CORPORATION	443	227,820
INTERNATIONAL BUS MCHS CORP	482	208,449
GRUMMAN CORPORATION	116	153,017
HONEYWELL INC	541	152,165
COMPUTER SCIENCES CORPORATION	384	133,335
DIGITAL EQUIPMENT CORPORATION	810	126,239
SCIENCE APPLICATIONS INTL CORP	169	99,650
CONTROL DATA CORPORATION	173	88,520
AMERICAN TELE & TELG COMPANY	752	87,008
Civilian Agencies		
INTERNATIONAL BUS MCHS CORP	416	331,078
COMPUTER SCIENCES CORPORATION	100	176,361
UNISYS CORPORATION	512	141,847
FORD MOTOR COMPANY	23	84,282
BOEING COMPANY INC	41	80,995
DIGITAL EQUIPMENT CORPORATION	784	63,304
COMPUTER DATA SYSTEMS INC	216	59,757
AMERICAN TELE & TELG COMPANY	378	57,903
CRAY RESEARCH INC	40	55,311
BLACK & DECKER CORPORATION	95	54,609

FEDERAL PROCUREMENT DATA SYSTEM
TOP 10 FEDERAL CONTRACTORS BY PRODUCT/SERVICE CATEGORY
 - Continued

Actions Reported Individually on SF279
 Fiscal Year 1990 Through Fourth Quarter

	Number of Actions	Dollars (000)
V. Architect/Engineering		
Dept. of Defense		
TENNECO INC	42	213,187
GENERAL DYNAMICS CORPORATION	68	179,818
LITTON INDUSTRIES INC	41	56,701
BLACK & DECKER CORPORATION	113	42,295
PARSONS CORPORATION	40	34,145
TRW INC	13	23,101
GENERAL ELECTRIC COMPANY	30	22,053
URS CORPORATION	48	20,155
ROSENBLATT M & SONS INC	119	19,609
TALLEY INDUSTRIES INC	108	19,408
Civilian Agencies		
CEGA	13	46,462
ENSERCH CORPORATION	38	42,248
FLUOR CORPORATION	38	36,673
WESTINGHOUSE ELECTRIC CORP	10	16,338
BECHTEL GROUP INC	32	14,305
DAWBERRY & DAVIS	70	14,192
HOLZMANN PHILIPP USA	9	11,520
WARNER R E & ASSOCIATES	13	11,027
GREENHORNE & OMARA INC	14	9,819
D L R GROUP INC	4	9,307
VI. Other Services		
Dept. of Defense		
TENNECO INC	21	1,248,973
GENCORP	33	683,138
GENERAL ELECTRIC COMPANY	767	586,287
RAYTHEON COMPANY	435	564,898
BOEING COMPANY THE	721	510,896
GENERAL DYNAMICS CORPORATION	714	485,987
DYNCORP	431	462,891
AMERICAN TELE & TELG COMPANY	2,345	420,039
MCDONNELL DOUGLAS CORP	555	415,713
GRUMMAN CORPORATION	307	386,920
Civilian Agencies		
WESTINGHOUSE ELECTRIC CORP	122	3,228,150
UNIVERSITY OF CALIFORNIA	48	2,070,733
MARTIN MARIETTA CORPORATION	26	1,680,468
AMERICAN TELE & TELG COMPANY	143	1,332,528
EG&G INC	102	1,321,605
CALIFORNIA INST OF TECHNOLOGY	20	1,106,821
LOCKHEED CORPORATION	99	822,361
GENERAL ELECTRIC COMPANY	157	529,640
WYMAN-GORDON COMPANY	20	527,907
ROCKWELL INTERNATIONAL CORP	72	476,967

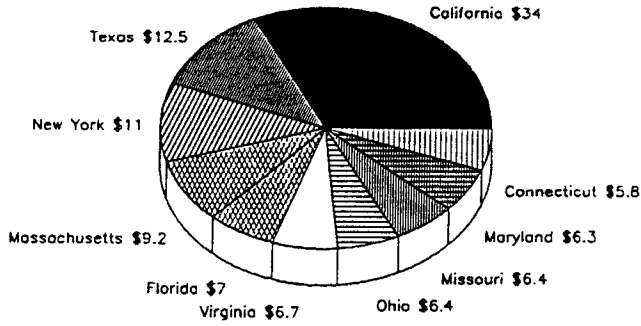
SECTION II
GEOGRAPHIC VIEW

FEDERAL PROCUREMENT DATA SYSTEM
FEDERAL PROCUREMENT BY STATE SUMMARY
 Actions Reported Individually on SF279
 Fiscal Year 1990 Through Fourth Quarter

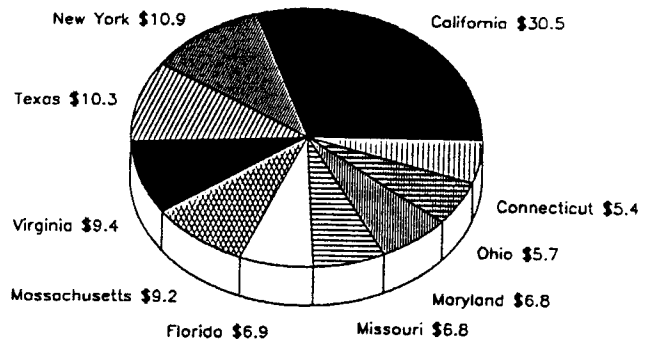
	DOLLARS (000)	PERCENT OF DOLLARS	DOLLAR RANK	RANK LAST FISCAL YEAR	RANK PER CAPITA
TOTAL FEDERAL	167,277,590	100.00			
Alabama	3,332,486	1.99	18	22	16
Alaska	516,015	.30	42	37	11
Arizona	3,608,102	2.15	15	15	9
Arkansas	356,330	.21	46	40	50
California	28,955,369	17.30	1	1	10
Colorado	3,970,480	2.37	12	14	8
Connecticut	4,368,954	2.61	10	9	6
Delaware	115,819	.06	53	48	46
District Of Columbia	2,910,074	1.73	19	17	1
Florida	6,386,352	3.81	8	8	23
Georgia	2,116,746	1.26	23	23	33
Hawaii	531,523	.31	41	39	28
Idaho	848,015	.50	35	36	14
Illinois	2,337,128	1.39	21	19	44
Indiana	1,883,428	1.12	27	26	34
Iowa	645,156	.38	38	38	41
Kansas	1,083,666	.64	33	33	31
Kentucky	1,957,758	1.17	25	32	26
Louisiana	2,322,336	1.38	22	20	27
Maine	916,914	.54	34	43	17
Maryland	6,603,654	3.94	7	10	5
Massachusetts	8,654,627	5.17	4	3	4
Michigan	1,539,570	.92	29	28	48
Minnesota	1,965,408	1.18	24	25	29
Mississippi	1,584,095	.94	28	31	21
Missouri	6,849,581	4.09	6	6	7
Montana	153,085	.09	50	53	45
Nebraska	393,363	.23	45	44	36
Nevada	810,950	.48	37	34	15
New Hampshire	405,582	.24	44	41	32
New Jersey	4,110,968	2.45	11	12	25
New Mexico	3,234,647	1.93	17	16	2
New York	8,185,569	4.89	5	4	30
North Carolina	1,496,810	.89	31	29	40
North Dakota	150,576	.09	51	50	43
Ohio	5,846,261	3.49	9	7	24
Oklahoma	821,150	.49	36	35	37
Oregon	601,720	.35	39	45	42
Pennsylvania	3,910,072	2.33	13	13	35
Rhode Island	578,730	.34	40	42	22
South Carolina	2,622,478	1.56	20	21	18
South Dakota	106,088	.06	55	51	51
Tennessee	3,224,753	1.92	18	18	19
Texas	10,919,953	6.52	2	2	20
Utah	1,520,771	.90	30	27	12
Vermont	93,458	.05	56	49	47
Virginia	10,075,919	6.02	3	5	3
Washington	3,862,756	2.30	14	11	13
West Virginia	296,876	.17	48	47	49
Wisconsin	1,182,747	.70	32	30	38
Wyoming	138,798	.08	52	52	36
U.S. Outlying Areas	3,076,972	1.83			

FEDERAL PROCUREMENT DATA SYSTEM
TOP 10 STATES BY PROCUREMENT FOR LAST 5 YEARS (Billions)
 Actions Reported Individually on SF279

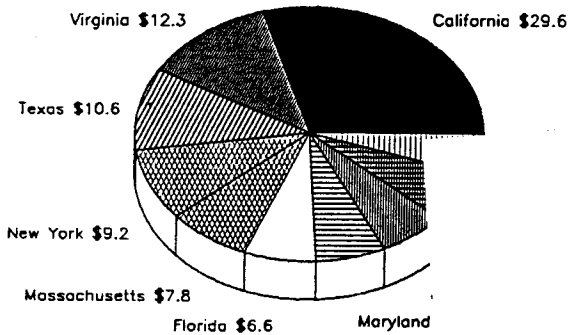
FISCAL YEAR 1986



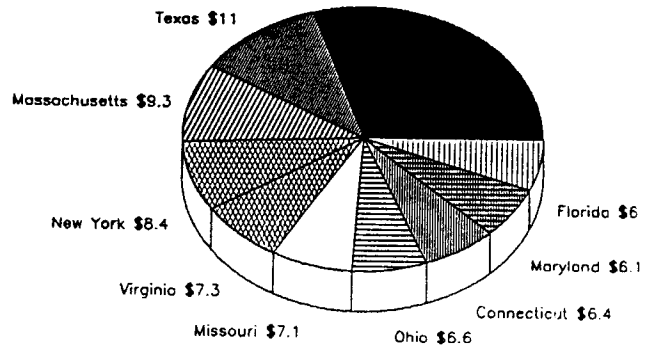
FISCAL YEAR 1987



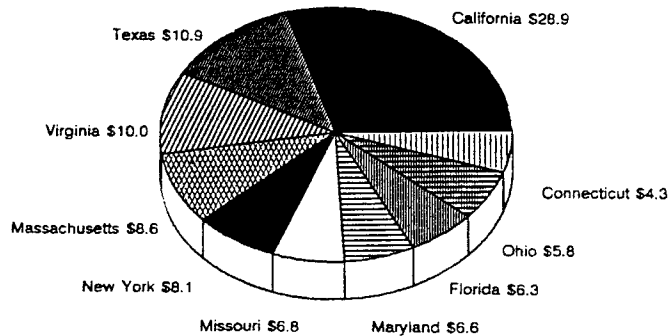
FISCAL YEAR 1988



FISCAL YEAR



FISCAL YEAR 1990
 (Year to Date)



FEDERAL PROCUREMENT DATA SYSTEM
FEDERAL PROCUREMENT DOLLARS FOR ALABAMA
 Fiscal Year 1990 to Date

Population 4,052,636
 Per Capita Procurement 822

Total Procurement By Place of Performance 3,332,466
 Rank Per Capita 16 Last Year 21

TOP FIVE COUNTIES					
NAME OF COUNTY	CIVILIAN AGENCIES		DEPARTMENT OF DEFENSE		TOTAL (000)
	SMALL DIS- ADVANTAGED (000)	OTHER (000)	SMALL DIS- ADVANTAGED (000)	OTHER (000)	
1. MADISON	21,606	1,126,666	114,273	1,012,070	2,274,615
2. COFFEE	0	10,779	2,366	170,092	183,237
3. MOBILE	987	42,623	1,154	123,850	168,614
4. MONTGOMERY	198	27,660	6,391	99,887	134,136
5. CALHOUN	0	414	6,550	101,788	108,752
TOP FIVE AGENCIES WITH PLACE OF PERFORMANCE IN THIS STATE (000)					
1. DEPARTMENT OF DEFENSE					1,922,142
2. NATIONAL AERONAUTICS AND SPACE ADMINISTRATION					1,111,904
3. TENNESSEE VALLEY AUTHORITY					66,121
4. DEPARTMENT OF STATE					49,360
5. DEPARTMENT OF TRANSPORTATION					39,484
TOP FIVE CONTRACTING OFFICES LOCATED IN THIS STATE (000)					
1 USA MISSILE COMMAND AMSMI-PC					3,318,182
2 NATIONAL AERONAUTICS & SPACE ADMINISTRATION					3,011,516
3 USA STRATEGIC DEF CMD					963,834
4 USA ENGINEER DIST MOBILE					225,404
5 USA ENGINEER DIV HUNTSVILLE					171,165
TYPE OF PRODUCT OR SERVICE	SMALL BUSINESS (000)	LARGE BUSINESS (000)	STATE & LOCAL GOV'T (000)	NON- PROFIT & OTHER (000)	TOTAL (000)
R & D	177,338	402,482	12,292	31,131	623,243
Construction	76,525	387,377	0	0	463,902
Supplies & Equipment	220,538	1,040,246	0	55,262	1,316,046
Services	224,595	682,694	1,523	20,463	929,275
TOTAL	698,996	2,512,799	13,815	106,856	3,332,466
TOP CONTRACTORS PERFORMING IN THIS STATE					
CIVILIAN AGENCIES CONTRACTORS	DOLLARS (000)	DEPARTMENT OF DEFENSE CONTRACTORS	DOLLARS (000)		
1. BOEING CO	443,780	1. TELEDYNE INC	230,883		
2. UNITED TECHNOLOGIES CORP	230,795	2. BOEING COMPANY THE	219,941		
3. LOCKHEED CORPORATION	153,279	3. GENERAL ELECTRIC COMPANY	171,492		
4. TELEDYNE INC	72,963	4. DYNACORP	86,080		
5. HARBERT CORPORATION	50,605	5. FMC CORPORATION	61,853		
6. U S MARINE CORPORATION	35,510	6. NICHOLS RESEARCH CORPORATION	60,813		
7. B A M S I INC	27,563	7. SCI SYSTEMS INC	37,711		
8. CADDELL CONSTRUCTION CO INC	25,456	8. COLSA INC	37,091		
9. BIONETICS CORP	24,340	9. ELECTRO DESIGN MANUFACTURING	35,289		
10. SCIENCE APPLICATIONS INC	21,303	10. CHRYSLER CORPORATION	33,283		

FEDERAL PROCUREMENT DATA SYSTEM
FEDERAL PROCUREMENT DOLLARS FOR ALASKA
 Fiscal Year 1990 to Date

Population 533,570
 Per Capita Procurement 967

Total Procurement By Place of Performance 516,015
 Rank Per Capita 11

Last Year 9

TOP FIVE COUNTIES					
NAME OF COUNTY	CIVILIAN AGENCIES		DEPARTMENT OF DEFENSE		TOTAL (000)
	SMALL DIS-ADVANTAGED (000)	OTHER (000)	SMALL DIS-ADVANTAGED (000)	OTHER (000)	
1. FAIRBANKS NORTH	294	27,287	9,465	142,869	179,915
2. ANCHORAGE	1,263	16,359	7,570	125,217	150,409
3. ALEUTIAN ISLAND	0	882	18,562	52,458	71,902
4. YUKON-KOYUKUK	35	1,839	516	56,475	58,865
5. KODIAK ISLAND	766	9,610	0	2,022	12,398
TOP FIVE AGENCIES WITH PLACE OF PERFORMANCE IN THIS STATE (000)					
1. DEPARTMENT OF DEFENSE					440,864
2. DEPARTMENT OF THE INTERIOR					34,092
3. DEPARTMENT OF TRANSPORTATION					19,856
4. DEPARTMENT OF AGRICULTURE					8,121
5. DEPARTMENT OF COMMERCE					7,477
TOP FIVE CONTRACTING OFFICES LOCATED IN THIS STATE (000)					
1 USA ENGINEER DISTRICT ALASKA					58,122
2 5000 PROS/LGPP ELMENDORF AFB					48,501
3 HQ 6TH INFANTRY DIV/USA GARRISON					24,797
4 DTI 5000 PROS EILSON AFB					18,015
5 AAC/LGPD ELMENDORF AFB					16,214
TYPE OF PRODUCT OR SERVICE	SMALL BUSINESS (000)	LARGE BUSINESS (000)	STATE & LOCAL GOV'T (000)	NON-PROFIT & OTHER (000)	TOTAL (000)
R & D	228	-1	2,909	283	3,419
Construction	82,353	75,920	0	1,000	159,273
Supplies & Equipment	16,521	118,799	0	105	135,425
Services	84,143	132,979	-367	1,143	217,898
TOTAL	183,245	327,697	2,542	2,531	516,015
TOP CONTRACTORS PERFORMING IN THIS STATE					
CIVILIAN AGENCIES CONTRACTORS	DOLLARS (000)	DEPARTMENT OF DEFENSE CONTRACTORS	DOLLARS (000)		
1. DAWSON CONSTRUCTION CO	8,705	1. MAPCO INC	94,108		
2. UNIVERSITY OF ALASKA	7,856	2. ITT CORPORATION	51,768		
3. WICK CONSTRUCTION CO	5,839	3. PIQUINIQ MGMT CORP	16,414		
4. GENERAL ELECTRIC COMPANY	3,963	4. GENERAL ELECTRIC COMPANY	16,304		
5. SOUTHEAST STEVEDORING CORP	2,369	5. HALLIBURTON COMPANY	14,706		
6. KLUKWAN FOREST PRODUCT	2,347	6. OSBORNE & MKB JV	14,475		
7. KODIAK-AFOGNAK JV	1,808	7. N P I NEAL INC JV	12,394		
8. R & M CONSULTANTS INC	1,651	8. R G & B CONTRACTORS INC	12,101		
9. MKB CONSTRUCTORS	1,571	9. NORSE INC	10,595		
10. PACIFICORP	1,478	10. URS CORPORATION	9,990		

FEDERAL PROCUREMENT DATA SYSTEM
FEDERAL PROCUREMENT DOLLARS FOR ARIZONA
 Fiscal Year 1990 to Date

Population 3,242,188
 Per Capita Procurement 1,112

Total Procurement By Place of Performance 3,608,102
 Rank Per Capita 9 Last Year 12

TOP FIVE COUNTIES					
NAME OF COUNTY	CIVILIAN AGENCIES		DEPARTMENT OF DEFENSE		TOTAL (000)
	SMALL DIS- ADVANTAGED (000)	OTHER (000)	SMALL DIS- ADVANTAGED (000)	OTHER (000)	
1. MARICOPA	2,415	109,753	16,694	2,204,262	2,333,124
2. PIMA	10,228	40,793	3,576	913,082	967,679
3. COCHISE	124	557	9,959	103,746	114,386
4. LA PAZ	0	29,149	15,702	27,652	72,503
5. PINAL	24	14,349	838	11,214	26,425
TOP FIVE AGENCIES WITH PLACE OF PERFORMANCE IN THIS STATE (000)					
1. DEPARTMENT OF DEFENSE					3,324,684
2. DEPARTMENT OF THE INTERIOR					114,393
3. DEPARTMENT OF TRANSPORTATION					23,931
4. DEPARTMENT OF STATE					22,352
5. DEPARTMENT OF THE TREASURY					19,907
TOP FIVE CONTRACTING OFFICES LOCATED IN THIS STATE (000)					
1 HQ US ARMY GARRISON					113,165
2 DEPT OF INTERIOR/BUREAU OF RECLAMATION					56,075
3 USA YUMA PROVING GROUND STEYP-CR					42,738
4 PHOENIX AREA OFFICE					36,401
5 58 TFW/LGC LUKE AFB					24,584
TYPE OF PRODUCT OR SERVICE	SMALL BUSINESS (000)	LARGE BUSINESS (000)	STATE & LOCAL GOV'T (000)	NON- PROFIT & OTHER (000)	TOTAL (000)
R & D	22,691	276,349	10,869	10,086	319,995
Construction	103,551	58,102	36	382	162,071
Supplies & Equipment	60,581	2,367,482	9	341,007	2,769,079
Services	96,282	213,008	27,735	19,932	356,957
TOTAL	283,105	2,914,941	38,649	371,407	3,608,102
TOP CONTRACTORS PERFORMING IN THIS STATE					
CIVILIAN AGENCIES CONTRACTORS	DOLLARS (000)	DEPARTMENT OF DEFENSE CONTRACTORS		DOLLARS (000)	
1. F S S AIRHOLDINGS INC	22,026	1. MCDONNELL DOUGLAS CORP	1,435,590		
2. WESTINGHOUSE	17,419	2. GENERAL MOTORS CORPORATION	860,900		
3. WYMAN-GORDON COMPANY	16,588	3. MOTOROLA INC	300,422		
4. BALL, BALL AND BROSAMER, INC	12,000	4. ALLIED SIGNAL INC	105,010		
5. ARIZONA BOARD OF REGENTS	11,481	5. MCDONNELL DGLS BELL HEL TEX JV	103,568		
6. CANNON STRUCTURES INC	9,997	6. TALLEY INDUSTRIES INC	70,140		
7. GRANITE CONSTRUCTION COMPANY	9,725	7. WYMAN-GORDON COMPANY	37,780		
8. TELEDYNE INC	8,961	8. SPACE DATA CORPORATION	26,669		
9. HOPI TRIBAL COUNCIL	8,681	9. ASEA BROWN BOVERI INC	14,782		
10. ECKER EMPIRE ELECTRIC CO	7,176	10. SIMULA INC	14,714		

FEDERAL PROCUREMENT DATA SYSTEM
FEDERAL PROCUREMENT DOLLARS FOR ARKANSAS
 Fiscal Year 1990 to Date

Population 2,371,081

Total Procurement By Place of Performance 356,330

Per Capita Procurement 150

Rank Per Capita 50

Last Year 44

TOP FIVE COUNTIES					
NAME OF COUNTY	CIVILIAN AGENCIES		DEPARTMENT OF DEFENSE		TOTAL (000)
	SMALL DIS- ADVANTAGED (000)	OTHER (000)	SMALL DIS- ADVANTAGED (000)	OTHER (000)	
1. JEFFERSON	0	2,010	3,383	59,988	65,381
2. PULASKI	585	17,063	2,600	36,583	56,831
3. OUACHITA	0	79	0	36,821	36,900
4. CROSS	0	25	0	21,463	21,488
5. CALHOUN	0	0	0	18,666	18,666

TOP FIVE AGENCIES WITH PLACE OF PERFORMANCE IN THIS STATE (000)	
1. DEPARTMENT OF DEFENSE	310,034
2. DEPARTMENT OF AGRICULTURE	15,177
3. DEPARTMENT OF VETERANS AFFAIRS	8,674
4. DEPARTMENT OF EDUCATION	6,020
5. GENERAL SERVICES ADMINISTRATION	3,285

TOP FIVE CONTRACTING OFFICES LOCATED IN THIS STATE (000)	
1 USA ENGINEER DISTR LITTLE ROCK	41,908
2 USA ENGINEER DISTR LITTLE ROCK	31,978
3 ARMY PINE BLUFF ARSENAL SMC RM-PO	16,437
4 314 TAW/LGC LITTLE ROCK AFB	15,451
5 VA MED CTR	7,736

TYPE OF PRODUCT OR SERVICE	SMALL BUSINESS (000)	LARGE BUSINESS (000)	STATE & LOCAL GOV'T (000)	NON- PROFIT & OTHER (000)	TOTAL (000)
R & D	707	8,348	101	4,499	13,655
Construction	48,312	49,567	0	397	98,276
Supplies & Equipment	76,609	85,130	7	5,022	166,768
Services	23,642	39,981	7,094	6,914	77,631
TOTAL	149,270	183,026	7,202	16,832	356,330

TOP CONTRACTORS PERFORMING IN THIS STATE			
CIVILIAN AGENCIES CONTRACTORS	DOLLARS (000)	DEPARTMENT OF DEFENSE CONTRACTORS	DOLLARS (000)
1. RICELAND FOODS INC	7,754	1. COMBUSTION ENGINEERING INC	31,697
2. Arkansas Dept. of Education	6,020	2. GENERAL DYNAMICS CORPORATION	26,415
3. INTEGRATED RESOURCES INC	2,747	3. MUNRO & COMPANY INC	21,223
4. REYNOLDS METALS COMPANY	2,241	4. THE WILLARD COMPANY	15,572
5. CARGILL INC	1,900	5. BEI ELECTRONICS INC	15,385
6. PATHOLOGY ASSOCIATES INC	1,307	6. MARTIN GAS CORPORATION	12,346
7. ENTERGY CORPORATION	1,177	7. AMERICAN FUEL CELL CTD FABRICS	11,039
8. BIONETICS CORP	1,035	8. ENTERGY CORPORATION	8,426
9. LEACH COMPANY INC	1,018	9. TYSON FOODS INC	8,402
10. PERRITT & VICKERS INC	825	10. VALMAC INDUSTRIES INC	6,643

FEDERAL PROCUREMENT DATA SYSTEM
FEDERAL PROCUREMENT DOLLARS FOR CALIFORNIA
 Fiscal Year 1990 to Date

Population 26,981,280
 Per Capita Procurement 1,073

Total Procurement By Place of Performance 28,955,369
 Rank Per Capita 10 Last Year 11

TOP FIVE COUNTIES					
NAME OF COUNTY	CIVILIAN AGENCIES		DEPARTMENT OF DEFENSE		TOTAL (000)
	SMALL DIS- ADVANTAGED (000)	OTHER (000)	SMALL DIS- ADVANTAGED (000)	OTHER (000)	
1. LOS ANGELES	21,906	3,278,396	144,952	8,694,856	12,140,110
2. SANTA CLARA	42,917	725,714	30,999	3,184,517	3,984,147
3. ORANGE	3,154	704,615	20,574	2,295,984	3,024,327
4. SAN DIEGO	5,119	213,217	97,951	2,365,073	2,681,360
5. ALAMEDA	6,818	1,359,620	18,338	270,536	1,655,312

TOP FIVE AGENCIES WITH PLACE OF PERFORMANCE IN THIS STATE (000)	
1. DEPARTMENT OF DEFENSE	21,952,261
2. NATIONAL AERONAUTICS AND SPACE ADMINISTRATION	4,167,848
3. DEPARTMENT OF ENERGY	1,937,163
4. DEPARTMENT OF TRANSPORTATION	206,343
5. DEPARTMENT OF VETERANS AFFAIRS	135,512

TOP FIVE CONTRACTING OFFICES LOCATED IN THIS STATE (000)	
1 BALLISTIC MISSILE OFFICE/PMX	1,903,794
2 SSD/PKVC	1,813,557
3 DEPARTMENT OF ENERGY	1,622,197
4 NATIONAL AERONAUTICS & SPACE ADMINISTRATION	1,117,506
5 SSD/PKTZ DEFENSE SUPPORT SYS DIV	1,053,207

TYPE OF PRODUCT OR SERVICE	SMALL BUSINESS (000)	LARGE BUSINESS (000)	STATE & LOCAL GOV'T (000)	NON- PROFIT & OTHER (000)	TOTAL (000)
R & D	457,458	6,924,530	271,850	806,683	8,460,521
Construction	513,098	597,935	132	1,652	1,112,817
Supplies & Equipment	1,032,626	9,625,540	123	715,161	11,373,450
Services	1,130,955	4,415,904	1,220,136	1,220,136	8,008,581
TOTAL	3,134,137	21,563,909	1,492,241	2,765,082	28,955,369

TOP CONTRACTORS PERFORMING IN THIS STATE			
CIVILIAN AGENCIES CONTRACTORS	DOLLARS (000)	DEPARTMENT OF DEFENSE CONTRACTORS	DOLLARS (000)
1. ROCKWELL INTERNATIONAL CORP	1,580,816	1. LOCKHEED CORPORATION	2,440,831
2. UNIVERSITY OF CALIFORNIA	1,317,416	2. GENERAL MOTORS CORPORATION	2,223,156
3. CALIFORNIA INST OF TECHNOLOGY	1,111,456	3. MCDONNELL DOUGLAS CORP	1,786,783
4. MCDONNELL DOUGLAS CORP	596,258	4. ROCKWELL INTERNATIONAL CORP	1,524,861
5. TRW INC	258,270	5. GENERAL DYNAMICS CORPORATION	1,228,690
6. STANFORD LELAND JUNIOR UNIV	205,716	6. GENCORP INC	1,132,298
7. BECHTEL GROUP INC	167,578	7. TRW INC	871,584
8. LOCKHEED CORPORATION	125,412	8. FOUNDATION HEALTH CORPORATION	515,206
9. BILLFISH INC	100,329	9. FORD MOTOR COMPANY	426,037
10. ASHLAND OIL INC	62,551	10. AEROSPACE CORPORATION	416,217

FEDERAL PROCUREMENT DATA SYSTEM
FEDERAL PROCUREMENT DOLLARS FOR COLORADO
 Fiscal Year 1990 to Date

Population 3,266,889
 Per Capita Procurement 1,215

Total Procurement By Place of Performance 3,970,480
 Rank Per Capita 8 Last Year 8

TOP FIVE COUNTIES					
NAME OF COUNTY	CIVILIAN AGENCIES		DEPARTMENT OF DEFENSE		TOTAL (000)
	SMALL DIS-ADVANTAGED (000)	OTHER (000)	SMALL DIS-ADVANTAGED (000)	OTHER (000)	
1. DENVER	9,099	140,748	11,583	2,203,124	2,364,554
2. EL PASO	2,431	14,604	27,513	622,475	667,023
3. ARAPAHOE	1,217	178,760	18,502	47,831	246,310
4. BOULDER	5,589	41,586	627	165,818	213,620
5. JEFFERSON	20,230	102,877	742	41,664	165,513
TOP FIVE AGENCIES WITH PLACE OF PERFORMANCE IN THIS STATE (000)					
1. DEPARTMENT OF DEFENSE					3,263,921
2. NATIONAL AERONAUTICS AND SPACE ADMINISTRATION					220,746
3. DEPARTMENT OF ENERGY					166,459
4. DEPARTMENT OF THE INTERIOR					152,616
5. GENERAL SERVICES ADMINISTRATION					44,455
TOP FIVE CONTRACTING OFFICES LOCATED IN THIS STATE (000)					
1 CIV HLTH & MED PROG/UNIFORMED SVCS					286,241
2 HQAF SPACE COM/PKD					282,321
3 DEPARTMENT OF ENERGY					119,102
4 CONTRACT ADMINISTRATION DIVISION					78,032
5 LTTC/LGC LOWERY AFB					42,567
TYPE OF PRODUCT OR SERVICE	SMALL BUSINESS (000)	LARGE BUSINESS (000)	STATE & LOCAL GOV'T (000)	NON-PROFIT & OTHER (000)	TOTAL (000)
R & D	26,901	2,517,100	6,067	91,845	264,913
Construction	124,881	59,518	3,373	67	187,839
Supplies & Equipment	111,051	468,692	0	3,273	583,016
Services	163,153	377,315	7,264	9,980	557,712
TOTAL	425,986	3,422,625	16,704	105,165	3,970,480
TOP CONTRACTORS PERFORMING IN THIS STATE					
CIVILIAN AGENCIES CONTRACTORS	DOLLARS (000)	DEPARTMENT OF DEFENSE CONTRACTORS		DOLLARS (000)	
1. MARTIN MARIETTA CORPORATION	164,337	1. MARTIN MARIETTA CORPORATION		2,157,997	
2. MIDWEST RESEARCH INSTITUTE	68,918	2. LITTON INDUSTRIES INC		209,106	
3. UNC INCORPORATED	55,766	3. INTERNATIONAL BUS MCHS CORP		137,273	
4. ORBITAL SCIENCES CORPORATION	34,848	4. FORD MOTOR COMPANY		113,696	
5. BALL CORPORATION	19,491	5. FLIGHTSAFELY INTERNATIONAL INC		40,950	
6. GENERAL ELECTRIC COMPANY	13,737	6. KAMAN CORPORATION		38,953	
7. U S WEST INC	13,583	7. MCDONNELL DOUGLAS CORP		35,895	
8. AMERICA TORNO INC	11,836	8. TRW INC		27,127	
9. ASSOCTION OF AMERCN RAILROADS	11,262	9. CTA INCORPORATED		22,294	
10. NATIONAL SYSTEMS & RESEARCH CO	8,798	10. TEXAS INSTRUMENTS INC		22,073	

FEDERAL PROCUREMENT DATA SYSTEM
FEDERAL PROCUREMENT DOLLARS FOR CONNECTICUT
 Fiscal Year 1990 to Date

Population 3,188,813
 Per Capita Procurement 1,370

Total Procurement By Place of Performance 4,368,954
 Rank Per Capita 6 Last Year 3

TOP FIVE COUNTIES					
NAME OF COUNTY	CIVILIAN AGENCIES		DEPARTMENT OF DEFENSE		TOTAL (000)
	SMALL DIS- ADVANTAGED (000)	OTHER (000)	SMALL DIS- ADVANTAGED (000)	OTHER (000)	
1. FAIRFIELD	164	74,479	4,965	1,756,928	1,836,536
2. NEW LONDON	985	-68,856	7,008	1,278,247	1,217,384
3. HARTFORD	484	70,988	6,818	1,091,288	1,169,578
4. NEW HAVEN	4,713	30,514	1,626	63,071	99,924
5. MIDDLESEX	0	778	0	20,637	21,415
TOP FIVE AGENCIES WITH PLACE OF PERFORMANCE IN THIS STATE (000)					
1. DEPARTMENT OF DEFENSE					4,251,160
2. NATIONAL AERONAUTICS AND SPACE ADMINISTRATION					66,044
3. DEPARTMENT OF VETERANS AFFAIRS					37,906
4. DEPARTMENT OF THE TREASURY					18,807
5. DEPARTMENT OF TRANSPORTATION					11,194
TOP FIVE CONTRACTING OFFICES LOCATED IN THIS STATE (000)					
1 VA MED CTR					14,844
2 DEPARTMENT OF TRANSPORTATION					9,135
3 DEPT OF JUSTICE - FEDERAL PRISON SYSTEM					3,766
4 VA MED CTR					2,845
5 NAVAL SUBMARINE BASE					1,132
TYPE OF PRODUCT OR SERVICE	SMALL BUSINESS (000)	LARGE BUSINESS (000)	STATE & LOCAL GOV'T (000)	NON- PROFIT & OTHER (000)	TOTAL (000)
R & D	29,375	235,177	1,378	12,810	278,740
Construction	13,633	9,138	0	0	22,771
Supplies & Equipment	187,964	3,099,544	0	249,563	3,537,071
Services	39,293	471,621	1,027	18,431	530,372
TOTAL	270,265	3,815,480	2,405	280,804	4,368,954
TOP CONTRACTORS PERFORMING IN THIS STATE					
CIVILIAN AGENCIES CONTRACTORS	DOLLARS (000)	DEPARTMENT OF DEFENSE CONTRACTORS	DOLLARS (000)		
1. UNITED TECHNOLOGIES CORP	40,441	1. UNITED TECHNOLOGIES CORP	1,985,496		
2. GENERAL MOTORS CORPORATION	21,203	2. GENERAL DYNAMICS CORPORATION	1,139,963		
3. PHILIPS GLOEILAMPENFABRIEKEN	13,515	3. TEXTRON INC	471,789		
4. ASEA BROWN BOVERI INC	12,457	4. KAMAN CORPORATION	117,191		
5. CLARENDON LTD	11,998	5. ANALYSIS & TECHNOLOGY INC	46,411		
6. YALE UNIVERSITY	9,034	6. GENERAL MOTORS CORPORATION	43,711		
7. ENERGY RESEARCH CORPORATION	6,570	7. E M I HOLDING CORP	18,538		
8. SALCE CONTRACTING ASSOCIATES	4,489	8. PENN CENTRAL CORPORATION	17,124		
9. ARA GROUP INC	3,119	9. PERKIN-ELMER CORPORATION	16,896		
10. YANCY MINERALS INC	3,085	10. DREYFUS LOUIS CORPORATION	15,075		

FEDERAL PROCUREMENT DATA SYSTEM
FEDERAL PROCUREMENT DOLLARS FOR DELAWARE
 Fiscal Year 1990 to Date

Population 632,754
 Per Capita Procurement 183

Total Procurement By Place of Performance 115,819
 Rank Per Capita 46 Last Year 37

TOP FIVE COUNTIES					
NAME OF COUNTY	CIVILIAN AGENCIES		DEPARTMENT OF DEFENSE		TOTAL (000)
	SMALL DIS- ADVANTAGED (000)	OTHER (000)	SMALL DIS- ADVANTAGED (000)	OTHER (000)	
1. NEW CASTLE	349	17,886	2,812	53,076	74,123
2. KENT	3	1,434	6,768	32,370	40,575
3. SUSSEX	0	173	0	948	1,121
4.					
5.					
TOP FIVE AGENCIES WITH PLACE OF PERFORMANCE IN THIS STATE (000)					
1. DEPARTMENT OF DEFENSE					95,974
2. TENNESSEE VALLEY AUTHORITY					7,271
3. DEPARTMENT OF VETERANS AFFAIRS					3,577
4. ENVIRONMENTAL PROTECTION AGENCY					1,908
5. GENERAL SERVICES ADMINISTRATION					1,363
TOP FIVE CONTRACTING OFFICES LOCATED IN THIS STATE (000)					
1 436 MAW/LGC DOVER AFB					21,840
2 VA MED/RO CENTER					1,501
3 USP&FO FOR DELAWARE					200
4 DEPT OF AGRICULTURE - FMHA					81
5 DEPT OF AGRICULTURE - FMHA					5
TYPE OF PRODUCT OR SERVICE	SMALL BUSINESS (000)	LARGE BUSINESS (000)	STATE & LOCAL GOV'T (000)	NON- PROFIT & OTHER (000)	TOTAL (000)
R & D	960	9,461	598	1,862	12,881
Construction	9,949	18,546	0	0	28,495
Supplies & Equipment	17,272	23,867	0	289	41,428
Services	7,457	15,106	115	10,337	33,015
TOTAL	35,638	66,980	713	12,488	115,819
TOP CONTRACTORS PERFORMING IN THIS STATE					
CIVILIAN AGENCIES CONTRACTORS	DOLLARS (000)	DEPARTMENT OF DEFENSE CONTRACTORS		DOLLARS (000)	
1. PULLED EQPT INVENTORY	7,138	1. WHITEMARSH INVESTMENT COMPANY	11,380		
2. E I DU PONT DE NMOURS COMPANY	2,189	2. E I DU PONT DE NMOURS COMPANY	9,126		
3. ICI AMERICNA HOLDINGS	1,870	3. NORAMCO OF DELAWARE INC	7,098		
4. GUARDIAN CONSTRUCTION CO	1,828	4. CAESAR RODNEY SCH DIST	5,598		
5. UNIVERSITY OF DELAWARE	850	5. J & K DISTRIBUTORS INC	4,877		
6. NATIONAL CUP COMPANY	762	6. I L C INDUSTRIES INC	4,338		
7. ATLANTIC AVIATION CORPORATION	581	7. AMERICAN DREDGING COMPANY	3,950		
8. MCD FOUNDATION	579	8. NORFOLK DREDGING CO INC	3,302		
9. PRECISION PHOTO LABS INC	450	9. DOVER CITY OF	3,223		
10. CENTER FOR SYSTEMS PROGRAM DEV	281	10. GENERAL CLOTHING COMPANY	2,892		

FEDERAL PROCUREMENT DATA SYSTEM
FEDERAL PROCUREMENT DOLLARS FOR DISTRICT OF COLUMBIA
 Fiscal Year 1990 to Date

Population 626,065
 Per Capita Procurement 4,648

Total Procurement By Place of Performance 2,910,074
 Rank Per Capita 1 Last Year 1

TOP FIVE COUNTIES					
NAME OF COUNTY	CIVILIAN AGENCIES		DEPARTMENT OF DEFENSE		TOTAL (000)
	SMALL DIS- ADVANTAGED (000)	OTHER (000)	SMALL DIS- ADVANTAGED (000)	OTHER (000)	
1. DISTRICT OF COL	295,668	1,368,314	90,919	1,155,173	2,910,074
2.					
3.					
4.					
5.					

TOP FIVE AGENCIES WITH PLACE OF PERFORMANCE IN THIS STATE (000)	
1. DEPARTMENT OF DEFENSE	1,246,092
2. DEPARTMENT OF THE TREASURY	295,712
3. DEPARTMENT OF TRANSPORTATION	232,467
4. DEPARTMENT OF JUSTICE	209,917
5. GENERAL SERVICES ADMINISTRATION	199,637

TOP FIVE CONTRACTING OFFICES LOCATED IN THIS STATE (000)	
1 NAVAL SEA SYSTEMS COMMAND	6,154,109
2 NAVAL SEA SYSTEMS COMMAND	3,459,895
3 NAVAL SEA SYSTEMS COMMAND	2,435,720
4 STRATEGIC SYSTEMS PROJECT OFFICE	2,109,238
5 NAVAL AIR SYSTEMS COMMAND	1,673,475

TYPE OF PRODUCT OR SERVICE	SMALL BUSINESS (000)	LARGE BUSINESS (000)	STATE & LOCAL GOVT (000)	NON- PROFIT & OTHER (000)	TOTAL (000)
R & D	36,365	22,775	0	87,531	146,671
Construction	80,534	55,190	0	0	135,724
Supplies & Equipment	155,747	266,387	112	2,360	424,606
Services	503,077	1,584,586	2,509	112,901	2,203,073
TOTAL	775,723	1,928,938	2,621	202,792	2,910,074

TOP CONTRACTORS PERFORMING IN THIS STATE			
CIVILIAN AGENCIES CONTRACTORS	DOLLARS (000)	DEPARTMENT OF DEFENSE CONTRACTORS	DOLLARS (000)
1. MARTIN MARIETTA AEROSP	136,445	1. AMERICAN TELE & TELG COMPANY	302,309
2. AMERICAN TELE & TELG COMPANY	115,025	2. CSX CORPORATION	225,525
3. COMPUTER SCIENCES CORPORATION	65,054	3. INTERNATIONAL SHIPHOLDING CORP	70,587
4. FORD MOTOR COMPANY	39,677	4. SHORE MANAGEMENT INC	42,929
5. JOINT OCNGRAPHIC INSTITUTIONS	35,884	5. DONOHOE COMPANIES INC	28,844
6. NATIONAL ACADEMY SCIENCES USA	27,167	6. HARNISCHFEGER CORPORATION	23,901
7. GOEBEL AMERICA WEB PDTS CORP	26,958	7. HONEYWELL INC	17,145
8. BLACK & DECKER CORPORATION	26,844	8. GRUMMAN CORPORATION	17,017
9. TISOFT INC	25,874	9. THOMPSON J WALTER COMPANY	15,228
10. GENERAL MOTORS CORPORATION	21,671	10. NATIONAL ACADEMY SCIENCES USA	12,388

FEDERAL PROCUREMENT DATA SYSTEM
FEDERAL PROCUREMENT DOLLARS FOR FLORIDA
 Fiscal Year 1990 to Date

Population 11,675,143
 Per Capita Procurement 547

Total Procurement By Place of Performance 6,386,352
 Rank Per Capita 23 Last Year 25

TOP FIVE COUNTIES					
NAME OF COUNTY	CIVILIAN AGENCIES		DEPARTMENT OF DEFENSE		TOTAL (000)
	SMALL DIS- ADVANTAGED (000)	OTHER (000)	SMALL DIS- ADVANTAGED (000)	OTHER (000)	
1. BREVARD	4,181	1,287,681	21,074	557,345	1,870,281
2. ORANGE	245	30,496	38,890	1,189,285	1,258,916
3. PALM BEACH	1	108,975	15	821,298	930,289
4. PINELLAS	1,307	165,146	251	488,309	655,013
5. OKALOOSA	90	799	29,203	235,233	265,325

TOP FIVE AGENCIES WITH PLACE OF PERFORMANCE IN THIS STATE (000)	
1. DEPARTMENT OF DEFENSE	4,657,397
2. NATIONAL AERONAUTICS AND SPACE ADMINISTRATION	1,332,921
3. DEPARTMENT OF ENERGY	151,066
4. DEPARTMENT OF TRANSPORTATION	48,827
5. DEPARTMENT OF VETERANS AFFAIRS	43,746

TOP FIVE CONTRACTING OFFICES LOCATED IN THIS STATE (000)	
1 NATIONAL AERONAUTICS & SPACE ADMINISTRATION	1,208,787
2 AD/YMK AMRAAM CONTRACTING	737,456
3 NAVAL TRAINING SYSTEMS CENTER	489,567
4 SD/SAMTO/ESMC/PMP DIR CONT MGMT	220,354
5 AD/YIK INSTRU & EQUIP CONT DIV	178,369

TYPE OF PRODUCT OR SERVICE	SMALL BUSINESS (000)	LARGE BUSINESS (000)	STATE & LOCAL GOV'T (000)	NON- PROFIT & OTHER (000)	TOTAL (000)
R & D	108,369	779,314	435	77,937	966,055
Construction	258,355	51,891	31	118	310,395
Supplies & Equipment	296,878	2,432,940	-36	145,933	2,875,715
Services	366,195	1,811,681	11,949	44,362	2,234,187
TOTAL	1,029,797	5,075,826	12,379	268,350	6,386,352

TOP CONTRACTORS PERFORMING IN THIS STATE			
CIVILIAN AGENCIES CONTRACTORS	DOLLARS (000)	DEPARTMENT OF DEFENSE CONTRACTORS	DOLLARS (000)
1. LOCKHEED SPACE OPERATIONS CO	583,473	1. MARTIN MARIETTA CORPORATION	929,942
2. ROCKWELL INTERNATIONAL CORP	198,162	2. UNITED TECHNOLOGIES CORP	794,687
3. E G & G FLORIDA INC	174,954	3. HONEYWELL INC	172,813
4. MCDONNELL DOUGLAS CORP	163,943	4. OLIN CORPORATION	170,843
5. GENERAL ELECTRIC COMPANY	139,139	5. HARRIS CORPORATION	109,375
6. UNITED TECHNOLOGIES CORP	101,936	6. COMPUTER SCIENCES RAYTHEON JV	90,487
7. HARRIS CORPORATION	90,403	7. M D T T INC	89,415
8. WESTINGHOUSE ELECTRIC CORP	22,819	8. JOHNSON CONTROLS INC	88,227
9. HONEYWELL INC	17,431	9. GENERAL ELECTRIC COMPANY	76,421
10. BOEING COMPANY INC	13,635	10. AMERICAN SHIP BUILDING CO INC	69,820

FEDERAL PROCUREMENT DATA SYSTEM
FEDERAL PROCUREMENT DOLLARS FOR GEORGIA
 Fiscal Year 1990 to Date

Population 6,103,923
 Per Capita Procurement 346

Total Procurement By Place of Performance 2,116,746
 Rank Per Capita 33 Last Year 32

TOP FIVE COUNTIES					
NAME OF COUNTY	CIVILIAN AGENCIES		DEPARTMENT OF DEFENSE		TOTAL (000)
	SMALL DIS-ADVANTAGED (000)	OTHER (000)	SMALL DIS-ADVANTAGED (000)	OTHER (000)	
1. COBB	767	13,579	5,440	694,803	714,589
2. DE KALB	2,964	118,190	8,501	161,630	291,285
3. TROUP	0	279	0	215,594	215,873
4. GWINNETT	6,298	16,109	1,250	168,706	192,363
5. HOUSTON	0	219	3,335	76,448	80,002

TOP FIVE AGENCIES WITH PLACE OF PERFORMANCE IN THIS STATE (000)	
1. DEPARTMENT OF DEFENSE	1,779,460
2. DEPARTMENT OF AGRICULTURE	60,919
3. DEPARTMENT OF JUSTICE	52,784
4. DEPARTMENT OF TRANSPORTATION	36,658
5. GENERAL SERVICES ADMINISTRATION	33,869

TOP FIVE CONTRACTING OFFICES LOCATED IN THIS STATE (000)	
1 WARNER ROBINS ALC/PPW & PPZ	2,190,938
2 WR-ALC/LZK (PROVISIONING)	95,604
3 WR-ALC/PMK (OP CONTRACTING)	92,436
4 DEPT OF LABOR, EMPLOYMENT & TRAINING ADMIN	89,388
5 USA ENGINEER DISTRICT SAVANNAH	64,769

TYPE OF PRODUCT OR SERVICE	SMALL BUSINESS (000)	LARGE BUSINESS (000)	STATE & LOCAL GOV'T (000)	NON-PROFIT & OTHER (000)	TOTAL (000)
R & D	11,680	41,290	1,656	44,351	98,977
Construction	115,041	78,853	0	139	194,033
Supplies & Equipment	148,026	1,151,145	45	51,194	1,350,410
Services	163,400	265,609	825	43,492	473,326
TOTAL	438,147	1,536,897	2,526	139,176	2,116,746

TOP CONTRACTORS PERFORMING IN THIS STATE			
CIVILIAN AGENCIES CONTRACTORS	DOLLARS (000)	DEPARTMENT OF DEFENSE CONTRACTORS	DOLLARS (000)
1. BATSON COOK OF ATLANTA	41,029	1. LOCKHEED CORPORATION	688,087
2. CINDERELLA	30,048	2. GENERAL MOTORS CORPORATION	214,602
3. MANAGEMENT AND TRAINING CORP	26,249	3. ROCKWELL INTERNATIONAL CORP	154,781
4. CHRYSLER CORPORATION	23,798	4. GEORGIA TECH RESEARCH CORP	43,816
5. UNIVERSITY OF GA RES FUNDATION	8,585	5. JOHNSON CONTROLS INC	39,298
6. CAL WESTERN PACKAGING CORP	7,263	6. TELEDYNE INC	24,812
7. TRAYLOR BROS INC	6,792	7. GEC AVIONICS INC	20,119
8. COMMUNICATIONS INTERNATIONAL	6,388	8. ALTAMA DELTA CORPORATION	18,570
9. NUCLEAR ASSURANCE CORP	6,251	9. GEORGIA INSTITUTE OF TECHNOLOGY	16,434
10. WESTINGHOUSE ELECTRIC CORP	6,053	10. GOODYEAR TIRE & RUBBER CO THE	14,790

FEDERAL PROCUREMENT DATA SYSTEM
FEDERAL PROCUREMENT DOLLARS FOR HAWAII
 Fiscal Year 1990 to Date

Population 1,062,344
 Per Capita Procurement 500

Total Procurement By Place of Performance 531,523
 Rank Per Capita 28 Last Year 20

TOP FIVE COUNTIES					
NAME OF COUNTY	CIVILIAN AGENCIES		DEPARTMENT OF DEFENSE		TOTAL (000)
	SMALL DIS- ADVANTAGED (000)	OTHER (000)	SMALL DIS- ADVANTAGED (000)	OTHER (000)	
1. HONOLULU	1,923	17,914	88,031	361,946	469,814
2. KAUAI	271	325	518	30,502	31,616
3. MAUI	88	316	277	23,397	24,078
4. HAWAII	1,100	1,235	2,643	1,037	6,015
5.					

TOP FIVE AGENCIES WITH PLACE OF PERFORMANCE IN THIS STATE (000)	
1. DEPARTMENT OF DEFENSE	508,351
2. DEPARTMENT OF LABOR	4,217
3. DEPARTMENT OF TRANSPORTATION	4,207
4. NATIONAL AERONAUTICS AND SPACE ADMINISTRATION	3,519
5. GENERAL SERVICES ADMINISTRATION	2,712

TOP FIVE CONTRACTING OFFICES LOCATED IN THIS STATE (000)	
1 USA SUPPORT COMMAND (CONT DIV)	137,146
2 15 ABW CONTRACTING CENTER/LGC	85,509
3 US ARMY ENGINEER DISTRICT HONOLU	65,958
4 NAVAL SUPPLY CENTER	41,232
5 TRIPLER ARMY MEDICAL CENTER	15,689

TYPE OF PRODUCT OR SERVICE	SMALL BUSINESS (000)	LARGE BUSINESS (000)	STATE & LOCAL GOV'T (000)	NON- PROFIT & OTHER (000)	TOTAL (000)
R & D	603	11,892	3,236	2,328	18,051
Construction	118,113	24,164	0	0	142,277
Supplies & Equipment	12,133	76,669	0	0	88,802
Services	103,139	168,589	3,484	7,173	282,385
TOTAL	233,988	281,314	6,720	9,501	531,523

TOP CONTRACTORS PERFORMING IN THIS STATE			
CIVILIAN AGENCIES CONTRACTORS	DOLLARS (000)	DEPARTMENT OF DEFENSE CONTRACTORS	DOLLARS (000)
1. UNIVERSITY OF HAWAII	5,664	1. PACIFIC RESOURCES INC	59,069
2. PACIFIC EDUCATIONAL FOUNDATION	4,217	2. GTE CORPORATION	53,186
3. KUAKINI HEALTH SYSTEM	1,199	3. NOVA GROUP INC	30,618
4. APPLIED TECHNOLOGY ASSOCIATES	1,036	4. COMPUTER SCIENCES CORPORATION	28,535
5. HAITSUKA BROTHERS LTD	995	5. HAWAIIAN ELECTRIC INDUSTRIES	16,008
6. BLACK & DECKER CORPORATION	942	6. BLACK & DECKER CORPORATION	13,633
7. EMERALD ISLE ELECTRIC	672	7. TEXTRON INC	13,145
8. INTELECT INC	584	8. PACIFIC MARINE & SUP CO LTD	12,448
9. SOUTHERN CALIFORNIA CO	482	9. HAL INC	9,339
10. PACIFIC HEALTH RES INSTITUTE	460	10. N C T SERVICE INC	9,180

FEDERAL PROCUREMENT DATA SYSTEM
FEDERAL PROCUREMENT DOLLARS FOR IDAHO
 Fiscal Year 1990 to Date

Population 1,002,568
 Per Capita Procurement 845

Total Procurement By Place of Performance 848,015
 Rank Per Capita 14 Last Year 10

TOP FIVE COUNTIES					
NAME OF COUNTY	CIVILIAN AGENCIES		DEPARTMENT OF DEFENSE		TOTAL (000)
	SMALL DIS- ADVANTAGED (000)	OTHER (000)	SMALL DIS- ADVANTAGED (000)	OTHER (000)	
1. BONNEVILLE	1,660	744,470	3,370	840	750,340
2. ADA	1,827	11,929	276	5,146	19,178
3. BOISE	0	13,945	0	0	13,945
4. ELMORE	0	58	4,654	5,614	10,326
5. LATAH	92	1,463	0	7,110	8,665
TOP FIVE AGENCIES WITH PLACE OF PERFORMANCE IN THIS STATE (000)					
1. DEPARTMENT OF ENERGY					746,863
2. DEPARTMENT OF DEFENSE					39,897
3. DEPARTMENT OF AGRICULTURE					25,964
4. DEPARTMENT OF TRANSPORTATION					15,875
5. DEPARTMENT OF THE INTERIOR					15,646
TOP FIVE CONTRACTING OFFICES LOCATED IN THIS STATE (000)					
1 DEPARTMENT OF ENERGY					950,841
2 DEPT OF INTERIOR/OFC OF POLICY, BUDGET &					27,869
3 DEPT OF INTERIOR/BUREAU OF RECLAMATION					24,524
4 CARIBOU NATIONAL FOREST					10,903
5 366 TFW/LGC MOUNTAIN HOME AFB					9,239
TYPE OF PRODUCT OR SERVICE	SMALL BUSINESS (000)	LARGE BUSINESS (000)	STATE & LOCAL GOV'T (000)	NON- PROFIT & OTHER (000)	TOTAL (000)
R & D	406	336	105	40	887
Construction	33,223	5,079	0	0	38,302
Supplies & Equipment	7,475	15,468	0	312	23,255
Services	36,707	746,855	302	1,707	785,571
TOTAL	77,811	767,738	407	2,059	848,015
TOP CONTRACTORS PERFORMING IN THIS STATE					
CIVILIAN AGENCIES CONTRACTORS	DOLLARS (000)	DEPARTMENT OF DEFENSE CONTRACTORS	DOLLARS (000)		
1. EG&G INC	474,641	1. MORGEN & OSWOOD CNSTR CO	5,964		
2. WESTINGHOUSE ELECTRIC CORP	126,915	2. BASIC AMERICAN FOODS	3,523		
3. ROCKWELL INTERNATIONAL CORP	68,153	3. SCIENTECH INC	3,370		
4. MORRISON KNUDSEN CORPORATION	56,716	4. EMPIRE AIRLINES INC	2,809		
5. PROTECTION TECHNOLOGY IDAHO	17,218	5. ALL AMERICAN CONTRACTORS	2,217		
6. WESTERN CONSTRUCTION INC	12,536	6. HEINZ H J COMPANY	2,072		
7. H-K CONTRACTORS INC	3,029	7. APPLIED MEASUREMENT SYSTEMS	1,670		
8. SCIENTECH INC	2,850	8. LUZON SERVICES	1,643		
9. EVERGREEN INTERNATIONAL AVI	1,840	9. BLOUNT INC	1,229		
10. BARNARD CONSTRUCTION COMPANY	1,801	10. DOUGLAS MCDONNELL CORP	1,132		

FEDERAL PROCUREMENT DATA SYSTEM
FEDERAL PROCUREMENT DOLLARS FOR ILLINOIS
 Fiscal Year 1990 to Date

Population 11,550,119
 Per Capita Procurement 202

Total Procurement By Place of Performance 2,337,128
 Rank Per Capita 44 Last Year 47

TOP FIVE COUNTIES					
NAME OF COUNTY	CIVILIAN AGENCIES		DEPARTMENT OF DEFENSE		TOTAL (000)
	SMALL DIS- ADVANTAGED (000)	OTHER (000)	SMALL DIS- ADVANTAGED (000)	OTHER (000)	
1. COOK	41,195	627,513	30,412	581,354	1,280,474
2. DU PAGE	2,110	215,507	2,028	52,833	272,478
3. MADISON	200	39,276	69	88,670	128,215
4. LAKE	610	15,959	2,798	84,739	104,106
5. WILL	9	4,959	17	80,440	85,425

TOP FIVE AGENCIES WITH PLACE OF PERFORMANCE IN THIS STATE (000)	
1. DEPARTMENT OF DEFENSE	1,301,927
2. DEPARTMENT OF ENERGY	652,408
3. DEPARTMENT OF VETERANS AFFAIRS	72,594
4. DEPARTMENT OF THE TREASURY	59,701
5. DEPARTMENT OF AGRICULTURE	53,539

TOP FIVE CONTRACTING OFFICES LOCATED IN THIS STATE (000)	
1 HQS,,AMCCOM	3,310,628
2 DEPARTMENT OF ENERGY	1,532,319
3 MAC/TRC SCOTT AFB	753,900
4 DEF COM COMMUNICATIONS OFFICE	589,946
5 VA SUPPLY DEPOT	161,255

TYPE OF PRODUCT OR SERVICE	SMALL BUSINESS (000)	LARGE BUSINESS (000)	STATE & LOCAL GOV'T (000)	NON- PROFIT & OTHER (000)	TOTAL (000)
R & D	18,445	82,820	13,352	64,711	179,328
Construction	77,009	127,789	0	0	204,798
Supplies & Equipment	355,488	576,215	0	26,706	958,409
Services	114,596	228,358	4,579	647,060	994,593
TOTAL	565,538	1,015,182	17,931	738,477	2,337,128

TOP CONTRACTORS PERFORMING IN THIS STATE			
CIVILIAN AGENCIES CONTRACTORS	DOLLARS (000)	DEPARTMENT OF DEFENSE CONTRACTORS	DOLLARS (000)
1. UNIVERSITY OF CHICAGO THE	415,498	1. GENERAL DYNAMICS CORPORATION	156,242
2. UNIVERSITIES RESEARCH ASSN	202,860	2. IIT RESEARCH INSTITUTE	69,539
3. MOTOROLA INC	39,626	3. HONEYWELL INC	60,564
4. OLIN CORPORATION	38,587	4. OLIN CORPORATION	58,738
5. HEWLETT-PACKARD COMPANY	24,896	5. SUNDSTRAND CORPORATION	46,168
6. AUTOMATED INFO MGMT	24,193	6. ALBERICI J I & EBY JV	40,466
7. ITT CORPORATION	18,667	7. VANEЕ FOODS COMPANY	31,325
8. SANFILIPPO JOHN B & SON INC	16,568	8. DYNAWELD INC	25,029
9. BUNGE CORPORATION	15,350	9. BLINDERMAN CONSTRUCTION CO	21,383
10. UNIVERSITY OF ILLINOIS	14,206	10. ABBOTT LABORATORIES	19,211

FEDERAL PROCUREMENT DATA SYSTEM
FEDERAL PROCUREMENT DOLLARS FOR INDIANA
 Fiscal Year 1990 to Date

Population 5,503,512
 Per Capita Procurement 342

Total Procurement By Place of Performance 1,883,428
 Rank Per Capita 34 Last Year 33

TOP FIVE COUNTIES					
NAME OF COUNTY	CIVILIAN AGENCIES		DEPARTMENT OF DEFENSE		TOTAL (000)
	SMALL DIS-ADVANTAGED (000)	OTHER (000)	SMALL DIS-ADVANTAGED (000)	OTHER (000)	
1. MARION	691	35,041	11,179	577,255	624,166
2. ST. JOSEPH	0	5,525	2,651	378,922	387,098
3. ALLEN	8	13,710	921	229,614	244,253
4. CLARK	1,103	3,758	70	88,991	93,922
5. PIKE	0	90,064	0	0	90,064

TOP FIVE AGENCIES WITH PLACE OF PERFORMANCE IN THIS STATE (000)	
1. DEPARTMENT OF DEFENSE	1,674,885
2. TENNESSEE VALLEY AUTHORITY	91,915
3. DEPARTMENT OF VETERANS AFFAIRS	33,167
4. NATIONAL AERONAUTICS AND SPACE ADMINISTRATION	15,793
5. DEPARTMENT OF ENERGY	14,387

TOP FIVE CONTRACTING OFFICES LOCATED IN THIS STATE (000)	
1 NAC (SCADC PROGRAM BRANCH/614)	148,803
2 NAVAL WEAPONS SUPPORT CENTER	128,387
3 NAC (REPAIRS BRANCH B/641)	76,161
4 NAC (WEAPONS PROGRAM BRANCH/613)	41,020
5 NAC (CNTRCTS & MAT MGMT DEPT)	22,083

TYPE OF PRODUCT OR SERVICE	SMALL BUSINESS (000)	LARGE BUSINESS (000)	STATE & LOCAL GOV'T (000)	NON-PROFIT & OTHER (000)	TOTAL (000)
R & D	7,015	129,910	3,856	17,547	158,328
Construction	37,236	4,029	0	37	41,302
Supplies & Equipment	144,987	1,153,356	0	43,493	1,341,836
Services	31,073	283,530	1,806	45,553	341,962
TOTAL	220,311	1,550,825	5,662	106,630	1,883,428

TOP CONTRACTORS PERFORMING IN THIS STATE			
CIVILIAN AGENCIES CONTRACTORS	DOLLARS (000)	DEPARTMENT OF DEFENSE CONTRACTORS	DOLLARS (000)
1. B P COAL AMERICA INC	89,814	1. GENERAL MOTORS CORPORATION	400,667
2. GENERAL MOTORS CORPORATION	12,647	2. AM GENERAL CORP	282,477
3. MINACT INC	8,593	3. PHILIPS GLOEILAMPENFABRIEKEN	204,355
4. HILLENBRAND INDUSTRIES INC	6,096	4. ICI AMERICAN HOLDINGS	79,215
5. ITT CORPORATION	5,667	5. CUMMINS ENGINE COMPANY INC	66,585
6. BOYD/SOBIERAY ASSOCIATES INC	4,869	6. ITT CORPORATION	66,339
7. POWER PLANT SERVICE INC	4,491	7. AMOCO CORPORATION	34,816
8. INDIANA UNIVERSITY	4,013	8. ALLIED SIGNAL INC	33,442
9. UNIVERSITY NOTRE DAME	3,979	9. HUDSON INSTITUTE INC	33,274
10. BRISTOL-MYERS COMPANY	3,201	10. WYMAN-GORDON COMPANY	26,720

FEDERAL PROCUREMENT DATA SYSTEM
FEDERAL PROCUREMENT DOLLARS FOR IOWA
 Fiscal Year 1990 to Date

Population 2,850,752
 Per Capita Procurement 226

Total Procurement By Place of Performance 645,156
 Rank Per Capita 41 Last Year 45

TOP FIVE COUNTIES					
NAME OF COUNTY	CIVILIAN AGENCIES		DEPARTMENT OF DEFENSE		TOTAL (000)
	SMALL DIS- ADVANTAGED (000)	OTHER (000)	SMALL DIS- ADVANTAGED (000)	OTHER (000)	
1. LINN	0	19,813	0	241,083	260,896
2. BLACK HAWK	0	83	0	81,851	81,934
3. POLK	260	12,954	214	41,468	54,896
4. DES MOINES	0	44	1,088	38,900	40,032
5. JOHNSON	0	30,806	176	2,179	33,161
TOP FIVE AGENCIES WITH PLACE OF PERFORMANCE IN THIS STATE (000)					
1. DEPARTMENT OF DEFENSE					486,707
2. DEPARTMENT OF AGRICULTURE					70,608
3. DEPARTMENT OF ENERGY					24,451
4. DEPARTMENT OF EDUCATION					22,209
5. DEPARTMENT OF VETERANS AFFAIRS					8,707
TOP FIVE CONTRACTING OFFICES LOCATED IN THIS STATE (000)					
1 VA MED CTR					6,558
2 VA MED CTR					3,656
3 VA MED CTR					2,581
4 USP&FO FOR IOWA					700
5 AGRICULTURE, AGRICULTURAL RESEARCH SERVICE					374
TYPE OF PRODUCT OR SERVICE	SMALL BUSINESS (000)	LARGE BUSINESS (000)	STATE & LOCAL GOV'T (000)	NON- PROFIT & OTHER (000)	TOTAL (000)
R & D	1,867	46,719	5,344	1,200	55,130
Construction	11,508	2,315	0	0	13,823
Supplies & Equipment	34,855	385,980	0	9,619	430,454
Services	5,045	109,635	24,716	6,353	145,749
TOTAL	53,275	544,649	30,060	17,172	645,156
TOP CONTRACTORS PERFORMING IN THIS STATE					
CIVILIAN AGENCIES CONTRACTORS	DOLLARS (000)	DEPARTMENT OF DEFENSE CONTRACTORS	DOLLARS (000)		
1. IOWA STATE UNIV SCNC	24,168	1. ROCKWELL INTERNATIONAL CORP	225,030		
2. NATIONAL COMPUTER SYSTEMS	18,503	2. DUCHOSSOIS ENTERPRISES INC	91,039		
3. ROCKWELL INTERNATIONAL CORP	14,709	3. MASON COMPANY THE DE	34,978		
4. ASSOCIATED MILK PRODUCERS	13,248	4. PIRELLI ARMSTRONG TIRE CORP	23,259		
5. AMERICAN FOODS GROUP INC	10,504	5. DEERE & COMPANY	14,162		
6. STOKELY USA INC	7,819	6. FDL FOODS INC	13,082		
7. SONSTEGARD FOOD INC	7,410	7. KOEHRING CRANES & EXCAVATORS	9,066		
8. OCCIDENTAL PETROLEUM CORP	6,569	8. LITTON INDUSTRIES INC	7,674		
9. BEATRICE COMPANY	5,806	9. DONALDSON COMPANY INC	5,007		
10. CAL WESTERN PACKAGING CORP	5,575	10. CEDAR RAPIDS MEATS INC	4,880		

FEDERAL PROCUREMENT DATA SYSTEM
FEDERAL PROCUREMENT DOLLARS FOR KANSAS
 Fiscal Year 1990 to Date

Population 2,460,794
 Per Capita Procurement 440

Total Procurement By Place of Performance 1,083,666
 Rank Per Capita 31 Last Year 28

TOP FIVE COUNTIES					
NAME OF COUNTY	CIVILIAN AGENCIES		DEPARTMENT OF DEFENSE		TOTAL (000)
	SMALL DIS- ADVANTAGED (000)	OTHER (000)	SMALL DIS- ADVANTAGED (000)	OTHER (000)	
1. SEDGWICK	4,804	36,798	3,596	637,234	682,432
2. LEAVENWORTH	6,973	12,887	6,507	50,664	77,031
3. DOUGLAS	0	2,426	0	56,994	59,420
4. GEARY	0	52	9,521	33,410	42,983
5. SEWARD	0	0	0	41,315	41,315

TOP FIVE AGENCIES WITH PLACE OF PERFORMANCE IN THIS STATE (000)	
1. DEPARTMENT OF DEFENSE	921,807
2. DEPARTMENT OF AGRICULTURE	69,921
3. DEPARTMENT OF VETERANS AFFAIRS	23,935
4. DEPARTMENT OF TRANSPORTATION	14,824
5. DEPARTMENT OF JUSTICE	14,800

TOP FIVE CONTRACTING OFFICES LOCATED IN THIS STATE (000)	
1 DIRECTORATE OF CONTRACTING ATTN;AFZN-D	37,752
2 USA COMBINED ARMS DIR. CONTRACT.	16,727
3 CINCSAC/LGC MCCONNELL AFB	12,418
4 DEPT OF JUSTICE - FEDERAL PRISON SYSTEM	8,745
5 VA MED CTR	5,598

TYPE OF PRODUCT OR SERVICE	SMALL BUSINESS (000)	LARGE BUSINESS (000)	STATE & LOCAL GOV'T (000)	NON- PROFIT & OTHER (000)	TOTAL (000)
R & D	907	14,203	604	480	16,194
Construction	49,506	32,334	0	0	81,840
Supplies & Equipment	43,059	404,165	0	8,518	455,742
Services	43,772	478,590	3,770	3,758	529,890
TOTAL	137,244	929,292	4,374	12,756	1,083,666

TOP CONTRACTORS PERFORMING IN THIS STATE			
CIVILIAN AGENCIES CONTRACTORS	DOLLARS (000)	DEPARTMENT OF DEFENSE CONTRACTORS	DOLLARS (000)
1. ARCHER DNIELS MIDLAND COMPANY	27,943	1. BOEING COMPANY THE	343,099
2. CARGIL INCORPORATED	13,323	2. MCDONNELL DOUGLAS CORP	150,746
3. CORRECTIONS CORP AMERICA	10,594	3. HERCULES INCORPORATED	54,314
4. BOEING COMPANY THE	7,387	4. RAYTHEON COMPANY	53,843
5. CEREAL FOOD PROCESSORS INC	7,020	5. DAY & ZIMMERMANN INC	32,129
6. CAMPOS CONSTRUCTION	6,898	6. BRAND NAME CONTRACTOR	29,458
7. UNINET INCORPORATED	6,625	7. GENERAL DYNAMICS CORPORATION	23,953
8. BRECKCO CONSTRUCTION CO INC	4,748	8. DAWSON CONSTRUCTION COMPANY	13,620
9. CH2M HILL COMPANIES LTD	4,529	9. INTEGRATED RESOURCES INC	13,513
10. GENERAL ELECTRIC COMPANY	3,611	10. NATIONAL BEEF PACKING COMPANY	11,333

FEDERAL PROCUREMENT DATA SYSTEM
FEDERAL PROCUREMENT DOLLARS FOR KENTUCKY
 Fiscal Year 1990 to Date

Population 3,728,130
 Per Capita Procurement 525

Total Procurement By Place of Performance 1,957,758
 Rank Per Capita 26 Last Year 35

TOP FIVE COUNTIES					
NAME OF COUNTY	CIVILIAN AGENCIES		DEPARTMENT OF DEFENSE		TOTAL (000)
	SMALL DIS- ADVANTAGED (000)	OTHER (000)	SMALL DIS- ADVANTAGED (000)	OTHER (000)	
1. BELL	0	567,833	0	1,780	569,613
2. HARLAN	4,226	541,606	918	13,101	559,851
3. MCCRACKEN	0	214,937	0	304	215,241
4. BOURBON	0	0	309	138,888	139,197
5. JEFFERSON	224	28,111	1,205	49,592	79,132

TOP FIVE AGENCIES WITH PLACE OF PERFORMANCE IN THIS STATE (000)	
1. TENNESSEE VALLEY AUTHORITY	1,187,756
2. DEPARTMENT OF DEFENSE	410,015
3. DEPARTMENT OF ENERGY	209,255
4. DEPARTMENT OF JUSTICE	32,630
5. DEPARTMENT OF LABOR	32,513

TOP FIVE CONTRACTING OFFICES LOCATED IN THIS STATE (000)	
1 USA ENGINEER DIST LOUISVILLE	80,217
2 USA ARMOR CENTER CONTRACT'G OFC	64,632
3 DIRECTORATE OF CONTRACTING ATTN:AFZB-D	29,563
4 NAVAL ORDNANCE STATION	28,120
5 CINCINNATI SERVICE CENTER	11,251

TYPE OF PRODUCT OR SERVICE	SMALL BUSINESS (000)	LARGE BUSINESS (000)	STATE & LOCAL GOVT (000)	NON- PROFIT & OTHER (000)	TOTAL (000)
R & D	1,455	790	2,312	1,236	5,793
Construction	67,769	23,204	0	350	91,323
Supplies & Equipment	935,235	406,105	0	3,060	1,344,400
Services	63,437	448,196	2,634	1,975	516,242
TOTAL	1,067,896	878,295	4,946	6,621	1,957,758

TOP CONTRACTORS PERFORMING IN THIS STATE			
CIVILIAN AGENCIES CONTRACTORS	DOLLARS (000)	DEPARTMENT OF DEFENSE CONTRACTORS	DOLLARS (000)
1. DIVERSIFIED ENERGY INC	316,589	1. ENGINEERING RESEARCH ASSOC	133,270
2. TOM COAL COMPANY INC	233,450	2. KECO INDUSTRIES INC	33,221
3. ARCH MINERAL CORPORATION	233,166	3. FREEWAY FORD TRUCK SALES INC	17,897
4. ELECTRIC ENERGY INC	208,685	4. GRASSETO USA & INCISA USA	12,175
5. BELL COUNTY COAL CORP	172,693	5. DEPENDENT SCHOOL PERSONNE	11,656
6. ANDALEX RESOURCES INC	75,656	6. LOUISVILLE GAS & ELC COMPANY	11,364
7. HAYWARD INDUSTRIES INC	71,940	7. GAECO INTERNATIONAL INC	7,519
8. CAREER SYSTEMS DEVELOPMT CORP	29,549	8. HYSTER COMPANY	7,026
9. FIRST FINANCIAL MGT CORP	21,437	9. COLBAR INC	7,008
10. COSTAIN USA INC	18,253	10. DYNCORP	6,916

FEDERAL PROCUREMENT DATA SYSTEM
FEDERAL PROCUREMENT DOLLARS FOR LOUISIANA
 Fiscal Year 1990 to Date

Population 4,501,474
 Per Capita Procurement 515

Total Procurement By Place of Performance 2,322,336
 Rank Per Capita 27 Last Year 22

TOP FIVE COUNTIES					
NAME OF COUNTY	CIVILIAN AGENCIES		DEPARTMENT OF DEFENSE		TOTAL (000)
	SMALL DIS-ADVANTAGED (000)	OTHER (000)	SMALL DIS-ADVANTAGED (000)	OTHER (000)	
1. ORLEANS	5,224	465,114	14,435	627,717	1,112,490
2. BOSSIER	490	13,360	5,045	230,600	249,495
3. JEFFERSON	4,106	129,813	4,417	86,525	224,861
4. LAFOURCHE	0	35	106	170,353	170,494
5. CALCASIEU	0	7,669	27	126,860	134,556

TOP FIVE AGENCIES WITH PLACE OF PERFORMANCE IN THIS STATE (000)	
1. DEPARTMENT OF DEFENSE	1,629,014
2. NATIONAL AERONAUTICS AND SPACE ADMINISTRATION	358,452
3. DEPARTMENT OF ENERGY	125,520
4. DEPARTMENT OF AGRICULTURE	90,074
5. DEPARTMENT OF VETERANS AFFAIRS	47,326

TOP FIVE CONTRACTING OFFICES LOCATED IN THIS STATE (000)	
1 DEPARTMENT OF ENERGY	224,610
2 USA ENGINEER DIST NEW ORLEANS	116,401
3 CINCSAC/LGC BARKSDALE AFB	19,914
4 DIRECTORATE OF CONTRACTING ATTN;AFZX-D	14,916
5 PROCUREMENT OFFICE/DEPT OF TRANSPORTATION	8,204

TYPE OF PRODUCT OR SERVICE	SMALL BUSINESS (000)	LARGE BUSINESS (000)	STATE & LOCAL GOVT (000)	NON-PROFIT & OTHER (000)	TOTAL (000)
R & D	900	200,392	2,058	2,975	206,300
Construction	116,809	161,328	0	1,038	279,175
Supplies & Equipment	389,114	1,012,364	0	3,839	1,405,317
Services	73,416	348,392	2,173	7,563	431,544
TOTAL	580,239	1,722,451	4,231	15,415	2,322,336

TOP CONTRACTORS PERFORMING IN THIS STATE			
CIVILIAN AGENCIES CONTRACTORS	DOLLARS (000)	DEPARTMENT OF DEFENSE CONTRACTORS	DOLLARS (000)
1. MARTIN MARIETTA CORPORATION	348,576	1. AVONDALE INDUSTRIES INC	468,702
2. BOEING COMPANY THE	113,362	2. TEXTRON INC	215,414
3. LOUISIANA FILLING INC	55,53087	3. BOLLINGER MCH SP & SHIPYARD	166,791
4. BOH CORPORATION	36,525	4. THIOKOL CORPORATION	126,313
5. RATCLIFF CONSTRUCTION COMPANY	13,106	5. EXXON CORPORATION	107,702
6. EVANS INDUSTRIES INC	10,170	6. CALCASIEU REFINING COMPANY	70,355
7. COMPUTER SCIENCES CORPORATION	8,212	7. OLIN CORPORATION	49,327
8. MANAGEMENT AND TRAINING CORP	4,846	8. PENNZOIL COMPANY	37,084
9. OFFSHORE LOGISTICS INC	4,572	9. NEWBERG GUST K CNSTR CO	33,095
10. TUCKER & ASSOCIATES INC	4,480	10. PLACID REFINING CO	20,087

FEDERAL PROCUREMENT DATA SYSTEM
FEDERAL PROCUREMENT DOLLARS FOR MAINE
 Fiscal Year 1990 to Date

Population 1,173,745
 Per Capita Procurement 781

Total Procurement By Place of Performance 916,914
 Rank Per Capita 17 Last Year 34

TOP FIVE COUNTIES					
NAME OF COUNTY	CIVILIAN AGENCIES		DEPARTMENT OF DEFENSE		TOTAL (000)
	SMALL DIS-ADVANTAGED (000)	OTHER (000)	SMALL DIS-ADVANTAGED (000)	OTHER (000)	
1. SAGADAHOC	0	53,009	0	735,217	788,226
2. YORK	0	127	3	53,755	53,885
3. CUMBERLAND	0	3,744	559	20,872	25,175
4. AROOSTOOK	0	818	1,842	15,405	18,065
5. PENOBSCOT	0	3,155	415	8,426	11,996
TOP FIVE AGENCIES WITH PLACE OF PERFORMANCE IN THIS STATE (000)					
1. DEPARTMENT OF DEFENSE					847,292
2. DEPARTMENT OF TRANSPORTATION					56,480
3. GENERAL SERVICES ADMINISTRATION					4,478
4. DEPARTMENT OF LABOR					2,292
5. DEPARTMENT OF VETERANS AFFAIRS					1,941
TOP FIVE CONTRACTING OFFICES LOCATED IN THIS STATE (000)					
1 COMMANDING OFFICER (FCP)					53,005
2 CINCSAC/LGC LORING AFB					13,402
3 USP&FO FOR MAINE					3,767
4 VA MED CTR					1,630
5 PBS/AUGUSTA FO					341
TYPE OF PRODUCT OR SERVICE	SMALL BUSINESS (000)	LARGE BUSINESS (000)	STATE & LOCAL GOVT (000)	NON-PROFIT & OTHER (000)	TOTAL (000)
R & D	4,038	1,618	12	694	6,362
Construction	18,635	2,413	0	0	21,048
Supplies & Equipment	19,337	823,703	0	1,703	844,743
Services	16,229	21,405	1,568	5,559	44,761
TOTAL	58,239	849,139	1,580	7,956	916,914
TOP CONTRACTORS PERFORMING IN THIS STATE					
CIVILIAN AGENCIES CONTRACTORS	DOLLARS (000)	DEPARTMENT OF DEFENSE CONTRACTORS		DOLLARS (000)	
1. BATH HOLDING CORPORATION	53,005	1. BATH HOLDING CORPORATION	737,287		
2. TRAINING & DEVELOPMENT CORP	2,292	2. SACO DEFENSE	41,906		
3. HAROLD MACQUINN, INC.	1,630	3. FIBER MATERIALS INC	8,840		
4. KEYES FIBRE COMPANY DEL	1,106	4. MAINE PUBLIC SERVICE COMPANY	3,438		
5. INDUSTRIAL WELDING	1,033	5. ASEA BROWN BOVERI INC	3,042		
6. ASEA BROWN BOVERI INC	976	6. HOWELL LABORATORIES INC	2,916		
7. SHELBURNE CORPORATION	808	7. CONTINENTAL SERVICE CO	2,410		
8. GEORGIA-PACIFIC CORPORATION	707	8. PENTA CORPORATION	2,055		
9. MAINE INDIAN EDUC PLS PT	593	9. BANGOR CITY OF	1,953		
10. JACKSON LABORATORY THE	519	10. CROWE ANDREW & SONS INC	1,871		

FEDERAL PROCUREMENT DATA SYSTEM
FEDERAL PROCUREMENT DOLLARS FOR MARYLAND
 Fiscal Year 1990 to Date

Population 4,463,343
 Per Capita Procurement 1,479

Total Procurement By Place of Performance 6,603,654
 Rank Per Capita 5 Last Year 6

TOP FIVE COUNTIES					
NAME OF COUNTY	CIVILIAN AGENCIES		DEPARTMENT OF DEFENSE		TOTAL (000)
	SMALL DIS- ADVANTAGED (000)	OTHER (000)	SMALL DIS- ADVANTAGED (000)	OTHER (000)	
1. MONTGOMERY	114,997	918,076	67,479	841,165	1,941,717
2. PRINCE GEORGE'S	147,897	583,004	68,860	664,550	1,464,311
3. BALTIMORE (CITY)	4,525	151,414	6,621	1,113,382	1,275,942
4. ANNE ARUNDEL	3,989	97,009	9,072	307,451	417,521
5. BALTIMORE	2,142	23,149	784	352,317	378,392
TOP FIVE AGENCIES WITH PLACE OF PERFORMANCE IN THIS STATE (000)					
1. DEPARTMENT OF DEFENSE					4,319,087
2. NATIONAL AERONAUTICS AND SPACE ADMINISTRATION					787,452
3. DEPARTMENT OF TRANSPORTATION					505,704
4. DEPARTMENT OF HEALTH AND HUMAN SERVICES					208,650
5. DEPARTMENT OF ENERGY					117,559
TOP FIVE CONTRACTING OFFICES LOCATED IN THIS STATE (000)					
1 NATIONAL AERONAUTICS & SPACE ADMINISTRATION					1,631,893
2 HQS 7TH SIGNAL COMMAND					294,615
3 HQS,,AMCCOM					208,583
4 WASHINGTON AREA COMPUTER CENTER					200,963
5 ABERDEEN PROVING GROUND STEAP-PR					196,677
TYPE OF PRODUCT OR SERVICE	SMALL BUSINESS (000)	LARGE BUSINESS (000)	STATE & LOCAL GOV'T (000)	NON- PROFIT & OTHER (000)	TOTAL (000)
R & D	221,418	781,026	11,309	459,247	1,473,000
Construction	131,268	182,508	0	790	314,566
Supplies & Equipment	197,632	2,068,402	46	228,151	2,494,231
Services	638,186	1,597,590	3,906	82,175	2,321,857
TOTAL	1,188,504	4,629,526	15,261	770,363	6,603,654
TOP CONTRACTORS PERFORMING IN THIS STATE					
CIVILIAN AGENCIES CONTRACTORS	DOLLARS (000)	DEPARTMENT OF DEFENSE CONTRACTORS	DOLLARS (000)		
1. INTERNATIONAL BUS MCHS CORP	286,006	1. WESTINGHOUSE ELECTRIC CORP	1,285,577		
2. WESTINGHOUSE ELECTRIC CORP	159,296	2. JOHNS HOPKINS UNIVERSITY	374,454		
3. COMPUTER SCIENCES CORPORATION	152,433	3. ALLIED SIGNAL INC	194,889		
4. ALLIED SIGNAL INC	150,843	4. PENN CENTRAL CORPORATION	178,490		
5. BROOKE PRTRNS	64,952	5. INTERNATIONAL BUS MCHS CORP	158,613		
6. AMERICAN TELE & TELG COMPANY	56,510	6. MARTIN MARIETTA CORPORATION	153,096		
7. COMPUTER DATA SYSTEMS INC	55,538	7. UNITED INDUSTRIAL CORPORATION	94,545		
8. FAIRCHILD INDUSTRIES INC	46,119	8. BOOZ ALLEN & HAMILTON INC	84,308		
9. HALLIBURTON COMPANY	42,904	9. DYNACORP	43,968		
10. FORD MOTOR COMPANY	25,101	10. LITTON INDUSTRIES INC	36,995		

FEDERAL PROCUREMENT DATA SYSTEM
FEDERAL PROCUREMENT DOLLARS FOR MASSACHUSETTS
 Fiscal Year 1990 to Date

Population 5,831,821
 Per Capita Procurement 1,484

Total Procurement By Place of Performance 8,654,627
 Rank Per Capita 4 Last Year 4

TOP FIVE COUNTIES					
NAME OF COUNTY	CIVILIAN AGENCIES		DEPARTMENT OF DEFENSE		TOTAL (000)
	SMALL DIS-ADVANTAGED (000)	OTHER (000)	SMALL DIS-ADVANTAGED (000)	OTHER (000)	
1. MIDDLESEX	13,266	473,096	87,832	4,136,728	4,710,922
2. ESSEX	108	26,977	1,697	1,722,543	1,751,325
3. BRISTOL	0	4,814	888	933,574	939,276
4. BERKSHIRE	0	35,209	0	398,359	433,568
5. NORFOLK	1,579	13,598	8,816	291,625	315,618

TOP FIVE AGENCIES WITH PLACE OF PERFORMANCE IN THIS STATE (000)	
1. DEPARTMENT OF DEFENSE	7,927,809
2. DEPARTMENT OF TRANSPORTATION	245,457
3. DEPARTMENT OF ENERGY	89,169
4. NATIONAL AERONAUTICS AND SPACE ADMINISTRATION	72,808
5. DEPARTMENT OF THE TREASURY	44,409

TOP FIVE CONTRACTING OFFICES LOCATED IN THIS STATE (000)	
1 ESD/ENK	874,894
2 ESD/MSK	829,072
3 ESD/PKA	726,700
4 ESD/ICK	208,947
5 ESD/AVK	164,150

TYPE OF PRODUCT OR SERVICE	SMALL BUSINESS (000)	LARGE BUSINESS (000)	STATE & LOCAL GOV'T (000)	NON-PROFIT & OTHER (000)	TOTAL (000)
R & D	195,807	1,088,984	3,907	1,104,443	2,393,141
Construction	63,092	55,001	0	0	118,093
Supplies & Equipment	236,969	4,438,352	252	326,320	5,001,893
Services	209,526	807,529	678	123,767	1,141,500
TOTAL	705,394	6,389,866	4,837	1,554,530	8,654,627

TOP CONTRACTORS PERFORMING IN THIS STATE			
CIVILIAN AGENCIES CONTRACTORS	DOLLARS (000)	DEPARTMENT OF DEFENSE CONTRACTORS	DOLLARS (000)
1. RAYTHEON COMPANY	157,264	1. RAYTHEON COMPANY	3,001,099
2. MASSACHSTTS INST OF TCHNOLOGY	64,503	2. GENERAL ELECTRIC COMPANY	1,366,336
3. CRANE & CO INC	33,304	3. GTE CORPORATION	1,060,150
4. UNISYS CORPORATION	28,195	4. MASSACHSTTS INST OF TCHNOLOGY	458,809
5. EG&G INC	24,472	5. MITRE CORPORATION	405,371
6. JOHN SNOW INC	20,790	6. TEXTRON INC	144,908
7. DIGITAL EQUIPMENT CORPORATION	16,928	7. BRAINTREE MARITIME CORPORATION	124,404
8. DRAPER CHARLES STARK LAB INC	13,621	8. BOLT BERANEK AND NEWMAN INC	97,804
9. HARVARD COLLEGE	13,160	9. DRAPER CHARLES STARK LAB INC	88,657
10. TUFTS UNIVERSITY	12,307	10. ANALYTIC SCIENCES CORP	67,662

FEDERAL PROCUREMENT DATA SYSTEM
FEDERAL PROCUREMENT DOLLARS FOR MICHIGAN
 Fiscal Year 1990 to Date

Population 9,155,190
 Per Capita Procurement 168

Total Procurement By Place of Performance 1,539,570
 Rank Per Capita 48 Last Year 50

TOP FIVE COUNTIES					
NAME OF COUNTY	CIVILIAN AGENCIES		DEPARTMENT OF DEFENSE		TOTAL (000)
	SMALL DIS- ADVANTAGED (000)	OTHER (000)	SMALL DIS- ADVANTAGED (000)	OTHER (000)	
1. MACOMB	1,988	31,127	3,186	570,260	606,561
2. WAYNE	3,271	86,258	971	66,774	157,274
3. OAKLAND	931	11,719	2,218	141,945	156,813
4. KENT	7,266	15,771	403	108,892	132,332
5. WASHTENAW	499	36,439	82	73,346	110,366
TOP FIVE AGENCIES WITH PLACE OF PERFORMANCE IN THIS STATE (000)					
1. DEPARTMENT OF DEFENSE					1,265,474
2. GENERAL SERVICES ADMINISTRATION					98,584
3. DEPARTMENT OF ENERGY					34,307
4. DEPARTMENT OF AGRICULTURE					19,325
5. DEPARTMENT OF THE TREASURY					16,534
TOP FIVE CONTRACTING OFFICES LOCATED IN THIS STATE (000)					
1 USA TANK AUTOMOTIVE COMD AMSTA-I					3,736,338
2 DEF REUTILIZATION & MARKETING SV ATTN DRMS					128,201
3 USA ENGINEER DISTRICT DETROIT					14,022
4 CINCSAC/LGC K I SAWYER AFB					13,695
5 VA MED CTR					7,516
TYPE OF PRODUCT OR SERVICE	SMALL BUSINESS (000)	LARGE BUSINESS (000)	STATE & LOCAL GOV'T (000)	NON- PROFIT & OTHER (000)	TOTAL (000)
R & D	31,419	270,824	14,760	30,878	347,881
Construction	37,491	15,283	0	3,582	56,356
Supplies & Equipment	267,097	494,793	0	116,352	878,242
Services	70,530	75,172	11,890	99,499	257,091
TOTAL	406,537	856,072	26,650	250,311	1,539,570
TOP CONTRACTORS PERFORMING IN THIS STATE					
CIVILIAN AGENCIES CONTRACTORS	DOLLARS (000)	DEPARTMENT OF DEFENSE CONTRACTORS		DOLLARS (000)	
1. GENERAL MOTORS CORPORATION	36,332	1. GENERAL DYNAMICS CORPORATION	495,626		
2. FORD MOTOR CO.	31,352	2. SMITHS INDUSTRIES INC	60,734		
3. K M S INDUSTRIES INC	19,381	3. OLDENBURG GROUP INC	27,014		
4. CHRYSLER CORPORATION	16,317	4. TEXTRON INC	26,361		
5. UNIVERSITY OF MICHIGAN	11,590	5. MINOWITZ MANUFACTURING CO INC	25,619		
6. WESTINGHOUSE ELECTRIC CORP	7,424	6. A V TECHNOLOGY CORP	25,801		
7. EDUCATION MANAGEMENT CORP	7,241	7. ZANTOP INTERNATIONAL AIRLINES	23,850		
8. CAREER SYSTEMS DEVELOPMENT CORP	6,280	8. PECHINEY CORPORATION	23,008		
9. GENERAL DYNAMICS CORPORATION	6,135	9. ENVIRONMENTAL RESEARCH	17,248		
10. SMITH GROUP INC	4,408	10. AAR CORPORATION	15,167		

FEDERAL PROCUREMENT DATA SYSTEM
FEDERAL PROCUREMENT DOLLARS FOR MINNESOTA
 Fiscal Year 1990 to Date

Population 4,214,013
 Per Capita Procurement 471

Total Procurement By Place of Performance 1,985,408
 Rank Per Capita 29 Last Year 29

TOP FIVE COUNTIES					
NAME OF COUNTY	CIVILIAN AGENCIES		DEPARTMENT OF DEFENSE		TOTAL (000)
	SMALL DIS-ADVANTAGED (000)	OTHER (000)	SMALL DIS-ADVANTAGED (000)	OTHER (000)	
1. HENNEPIN	2,610	86,437	5,278	1,141,462	1,235,787
2. RAMSEY	342	69,276	0	486,890	556,508
3. WABASHA	0	27,797	0	172	27,969
4. ITASCA	40	213	0	27,345	27,598
5. DAKOTA	9	4,073	0	16,657	20,739
TOP FIVE AGENCIES WITH PLACE OF PERFORMANCE IN THIS STATE (000)					
1. DEPARTMENT OF DEFENSE					1,747,790
2. DEPARTMENT OF AGRICULTURE					57,918
3. DEPARTMENT OF TRANSPORTATION					56,280
4. DEPARTMENT OF VETERANS AFFAIRS					31,781
5. DEPARTMENT OF JUSTICE					19,119
TOP FIVE CONTRACTING OFFICES LOCATED IN THIS STATE (000)					
1 USA ENGINEER DISTRICT ST PAUL					42,583
2 MINNEAPOLIS AREA OFFICE					17,353
3 VA MEDICAL CENTER					15,494
4 USDA APHIS FSO PRS					15,363
5 BEMIDJI SUB-AREA HHS					12,005
TYPE OF PRODUCT OR SERVICE	SMALL BUSINESS (000)	LARGE BUSINESS (000)	STATE & LOCAL GOV'T (000)	NON-PROFIT & OTHER (000)	TOTAL (000)
R & D	6,075	391,076	11,496	11,654	420,301
Construction	20,576	43,544	409	0	64,529
Supplies & Equipment	95,464	1,013,819	0	235,450	1,344,733
Services	15,891	126,711	7,336	5,907	155,845
TOTAL	138,006	1,575,150	19,241	253,011	1,985,408
TOP CONTRACTORS PERFORMING IN THIS STATE					
CIVILIAN AGENCIES CONTRACTORS	DOLLARS (000)	DEPARTMENT OF DEFENSE CONTRACTORS	DOLLARS (000)		
1. UNISYS CORPORATION	51,261	1. HONEYWELL INC	826,894		
2. OCEANA FOODS INC	27,786	2. UNISYS CORPORATION	227,744		
3. UNIVERSITY OF MINNESOTA	12,574	3. FMC CORPORATION	222,626		
4. CRAY RESEARCH INC	12,167	4. CONTROL DATA CORPORATION	185,465		
5. GOLDBERGER INC	11,719	5. MINNESOTA MIN & MFG COMPANY	19,226		
6. CONTROL DATA CORPORATION	8,933	6. TOTINOS ITALIAN KITCHEN INC	17,511		
7. SHEEHY CONSTRUCTION COMPANY	8,040	7. JOHNSON BROS CONSTRUCTION	14,472		
8. VINNELL CORPORATION	6,263	8. PENTAIR INC	11,764		
9. PENTAIR INC	5,683	9. KNUTSON CONSTRUCTION COMPANY	9,997		
10. NORBEST	4,430	10. GENERAL MILLS INC	9,991		

FEDERAL PROCUREMENT DATA SYSTEM
FEDERAL PROCUREMENT DOLLARS FOR MISSISSIPPI
 Fiscal Year 1990 to Date

Population 2,624,952
 Per Capita Procurement 603

Total Procurement By Place of Performance 1,584,095
 Rank Per Capita 21 Last Year 23

TOP FIVE COUNTIES					
NAME OF COUNTY	CIVILIAN AGENCIES		DEPARTMENT OF DEFENSE		TOTAL (000)
	SMALL DIS-ADVANTAGED (000)	OTHER (000)	SMALL DIS-ADVANTAGED (000)	OTHER (000)	
1. JACKSON	1,458	1,514	373	911,696	915,041
2. HANCOCK	39	101,214	2,623	43,923	147,799
3. HARRISON	149	10,012	10,019	113,602	133,782
4. MADISON	529	2,929	147	83,542	87,147
5. HINDS	0	8,200	1,792	42,979	52,971

TOP FIVE AGENCIES WITH PLACE OF PERFORMANCE IN THIS STATE (000)	
1. DEPARTMENT OF DEFENSE	1,406,598
2. NATIONAL AERONAUTICS AND SPACE ADMINISTRATION	100,878
3. DEPARTMENT OF AGRICULTURE	28,756
4. DEPARTMENT OF LABOR	11,275
5. DEPARTMENT OF VETERANS AFFAIRS	7,167

TOP FIVE CONTRACTING OFFICES LOCATED IN THIS STATE (000)	
1 USA ENGINEER DISTRICT VICKSBURG	145,484
2 NATIONAL AERONAUTICS & SPACE ADMINISTRATION	108,582
3 KTTC/LGC	37,766
4 USA ENGINEER WATERWAYS EXP STA	16,433
5 DEPARTMENT OF AGRICULTURE	13,035

TYPE OF PRODUCT OR SERVICE	SMALL BUSINESS (000)	LARGE BUSINESS (000)	STATE & LOCAL GOV'T (000)	NON-PROFIT & OTHER (000)	TOTAL (000)
R & D	4,228	2,259	4,518	1,806	12,811
Construction	63,715	14,498	0	0	78,213
Supplies & Equipment	38,965	928,372	0	25,983	993,320
Services	75,629	414,331	3,045	6,746	499,751
TOTAL	182,537	1,359,460	7,563	34,535	1,584,095

TOP CONTRACTORS PERFORMING IN THIS STATE			
CIVILIAN AGENCIES CONTRACTORS	DOLLARS (000)	DEPARTMENT OF DEFENSE CONTRACTORS	DOLLARS (000)
1. PAN AM CORPORATION	44,609	1. LITTON INDUSTRIES INC	890,690
2. SVERDRUP CORPORATION	22,577	2. RAYTHEON COMPANY	111,985
3. FLUOR CONSTRUCTORS INTL INC	11,961	3. AVONDALE INDUSTRIES INC	72,675
4. LOCKHEED CORPORATION	10,913	4. GRUMMAN CORPORATION	40,162
5. RES-CARE DEVELOPMENT COMPANY	6,085	5. MASON COMPANY THE DE	31,410
6. W L R FOODS INC	5,596	6. DYNACORP	16,448
7. D P ASSOCIATES INC	4,804	7. ROYAL MAID ASSN FOR THE BLIND	15,537
8. MINACT INC	3,922	8. HILTON SYSTEMS INC	9,530
9. HILTON SYSTEMS INC	3,407	9. TRINOVA CORPORATION	8,624
10. MISSISSIPPI STATE UNIVERSITY	3,345	10. PIONEER SYSTEMS INC	6,684

FEDERAL PROCUREMENT DATA SYSTEM
FEDERAL PROCUREMENT DOLLARS FOR MISSOURI
 Fiscal Year 1990 to Date

Population 5,066,206
 Per Capita Procurement 1,352

Total Procurement By Place of Performance 6,849,581
 Rank Per Capita 7 Last Year 5

TOP FIVE COUNTIES					
NAME OF COUNTY	CIVILIAN AGENCIES		DEPARTMENT OF DEFENSE		TOTAL (000)
	SMALL DIS-ADVANTAGED (000)	OTHER (000)	SMALL DIS-ADVANTAGED (000)	OTHER (000)	
1. ST. LOUIS (CITY)	9,928	49,972	7,198	5,369,998	5,437,096
2. CLAY	10,285	670,927	274	62,131	743,617
3. JACKSON	1,650	1,886	2,057	187,535	193,128
4. ST. CHARLES	190	14,138	243	113,130	127,701
5. ST. LOUIS	1,179	25,741	832	56,651	84,403

TOP FIVE AGENCIES WITH PLACE OF PERFORMANCE IN THIS STATE (000)	
1. DEPARTMENT OF DEFENSE	6,025,346
2. DEPARTMENT OF ENERGY	545,054
3. DEPARTMENT OF VETERANS AFFAIRS	57,775
4. DEPARTMENT OF AGRICULTURE	51,141
5. GENERAL SERVICES ADMINISTRATION	50,190

TOP FIVE CONTRACTING OFFICES LOCATED IN THIS STATE (000)	
1 USA AVIATION SYSTEMS COMMAND	4,276,669
2 DEPARTMENT OF AGRICULTURE	301,514
3 US ARMY TROOP SUPPORT COMMAND	287,115
4 DEPARTMENT OF AGRICULTURE	188,090
5 USA ENGINEER DIST KANSAS CITY	116,112

TYPE OF PRODUCT OR SERVICE	SMALL BUSINESS (000)	LARGE BUSINESS (000)	STATE & LOCAL GOV'T (000)	NON-PROFIT & OTHER (000)	TOTAL (000)
R & D	1,324	957,586	172	6,196	965,278
Construction	85,505	49,260	0	1,072	135,837
Supplies & Equipment	158,131	3,883,764	0	441,919	4,483,814
Services	82,543	989,558	3,317	189,234	1,264,652
TOTAL	327,503	5,880,168	3,489	638,421	6,849,581

TOP CONTRACTORS PERFORMING IN THIS STATE			
CIVILIAN AGENCIES CONTRACTORS	DOLLARS (000)	DEPARTMENT OF DEFENSE CONTRACTORS	DOLLARS (000)
1. WYMAN-GORDON COMPANY	527,686	1. MCDONNELL DOUGLAS CORP	4,627,657
2. THOMSON CORPORATION AMERICA	31,879	2. MC DONNELL DGLS GEN DYNAMCS JV	555,000
3. THE DOW CHEMICAL COMPANY	27,272	3. OLIN CORPORATION	170,308
4. MINACT INC	17,052	4. EMERSON ELECTRIC CO	123,082
5. MCDONNELL DOUGLAS CORP	13,079	5. ALLIED SIGNAL INC	49,122
6. MORRISON KNUDSEN CORPORATION	12,297	6. LIBBY CORPORATION	27,293
7. GENERAL MILLS INC	8,937	7. LITTON INDUSTRIES INC	24,056
8. ARCHER DNIELS MIDLAND COMPANY	7,837	8. SABRELINER CORPORATION	20,308
9. FLUOR CORPORATION	6,944	9. COBRO CORPORATION	18,580
10. BSI CONSTRUCTORS INC	6,800	10. I N R PARTNERS	14,578

FEDERAL PROCUREMENT DATA SYSTEM
FEDERAL PROCUREMENT DOLLARS FOR MONTANA
 Fiscal Year 1990 to Date

Population 818,959
 Per Capita Procurement 186

Total Procurement By Place of Performance 153,085
 Rank Per Capita 45 Last Year 48

TOP FIVE COUNTIES					
NAME OF COUNTY	CIVILIAN AGENCIES		DEPARTMENT OF DEFENSE		TOTAL (000)
	SMALL DIS-ADVANTAGED (000)	OTHER (000)	SMALL DIS-ADVANTAGED (000)	OTHER (000)	
1. CASCADE	0	3,873	2,446	36,708	43,027
2. SILVER BOW	0	15,992	0	418	16,410
3. ROOSEVELT	0	464	12,703	476	13,643
4. YELLOWSTONE	3,645	8,557	0	505	12,707
5. FLATHEAD	97	10,862	0	109	11,068

TOP FIVE AGENCIES WITH PLACE OF PERFORMANCE IN THIS STATE (000)	
1. DEPARTMENT OF DEFENSE	69,497
2. DEPARTMENT OF ENERGY	24,854
3. DEPARTMENT OF AGRICULTURE	15,426
4. DEPARTMENT OF THE INTERIOR	14,534
5. DEPARTMENT OF TRANSPORTATION	12,921

TOP FIVE CONTRACTING OFFICES LOCATED IN THIS STATE (000)	
1 DEPT OF INTERIOR/BUREAU OF RECLAMATION	52,276
2 CINCSAC/LGC MALMSTROM AFB	18,181
3 BILLINGS AREA OFFICE	11,968
4 ADMINISTRATIVE SERVICES BRANCH,,HHS	7,524
5 DEPARTMENT OF AGRICULTURE, FOREST SERVICE	4,815

TYPE OF PRODUCT OR SERVICE	SMALL BUSINESS (000)	LARGE BUSINESS (000)	STATE & LOCAL GOV'T (000)	NON-PROFIT & OTHER (000)	TOTAL (000)
R & D	14,811	0	167	83	15,061
Construction	48,138	6,718	0	0	54,856
Supplies & Equipment	38,154	2,239	0	1,095	41,488
Services	19,352	6,674	12,567	3,087	41,680
TOTAL	120,455	15,631	12,734	4,265	153,085

TOP CONTRACTORS PERFORMING IN THIS STATE			
CIVILIAN AGENCIES CONTRACTORS	DOLLARS (000)	DEPARTMENT OF DEFENSE CONTRACTORS	DOLLARS (000)
1. MONTANA ENERGY RES & DEV INST	14,051	1. A & S TRIBAL INDUSTRIES	12,584
2. JOB LINE CONSTRUCTION INC	6,948	2. MONTANA REFINING CO	11,154
3. SCHELLINGER CONSTRUCTION CO	5,645	3. BRINDERSON CORPORATION	5,613
4. NELCON INC	3,974	4. TURNER ENGINEERING INC	3,730
5. LITTLE HORN DRILLING	3,924	5. CONFEDRTED SLISH KTNAI TRIBES	2,797
6. CONFEDRTED SLISH KTNAI TRIBES	3,017	6. VENTURE CONSTRUCTION COMPANY,,	2,702
7. BIG O CONSTRUCTION & SUPPLY	2,238	7. MONTANA POWER COMPANY INC	2,475
8. KONITZ CONTRACTING INC	2,175	8. UNITED MATERIALS OF GREAT FLS	2,017
9. FORT BELKNAP COMMUNITY COUNCIL	1,845	9. GREAT FALLS GAS COMPANY	1,788
10. FORT PECK ASSNBINE SOUX TRBES	1,571	10. TALCOTT JAMES CONSTRUCTION	1,636

FEDERAL PROCUREMENT DATA SYSTEM
FEDERAL PROCUREMENT DOLLARS FOR NEBRASKA
 Fiscal Year 1990 to Date

Population 1,597,736
 Per Capita Procurement 246

Total Procurement By Place of Performance 393,363
 Rank Per Capita 39 Last Year 41

TOP FIVE COUNTIES					
NAME OF COUNTY	CIVILIAN AGENCIES		DEPARTMENT OF DEFENSE		TOTAL (000)
	SMALL DIS-ADVANTAGED (000)	OTHER (000)	SMALL DIS-ADVANTAGED (000)	OTHER (000)	
1. SARPY	0	58	9,363	126,250	135,671
2. DOUGLAS	239	60,695	6	65,756	126,696
3. SALINE	0	37,407	0	0	37,407
4. LANCASTER	0	9,914	118	14,369	24,401
5. SCOTTS BLUFF	99	15,392	0	4,603	20,094

TOP FIVE AGENCIES WITH PLACE OF PERFORMANCE IN THIS STATE (000)	
1. DEPARTMENT OF DEFENSE	240,973
2. DEPARTMENT OF AGRICULTURE	118,404
3. DEPARTMENT OF THE INTERIOR	15,818
4. DEPARTMENT OF VETERANS AFFAIRS	4,811
5. GENERAL SERVICES ADMINISTRATION	3,476

TOP FIVE CONTRACTING OFFICES LOCATED IN THIS STATE (000)	
1 USA ENGINEER DIST OMAHA	113,656
2 CINCSAC/LGCS OFFUTT AFB	87,362
3 USA ENGINEER DISTRICT OMAHA	57,636
4 CINCSAC/LGC OFFUTT AFB	40,699
5 REGIONAL CHIEF, CONTRACTING AND PROPERTY	4,934

TYPE OF PRODUCT OR SERVICE	SMALL BUSINESS (000)	LARGE BUSINESS (000)	STATE & LOCAL GOV'T (000)	NON-PROFIT & OTHER (000)	TOTAL (000)
R & D	828	18,812	367	575	20,582
Construction	16,095	18,735	0	0	34,830
Supplies & Equipment	91,786	141,827	0	1,325	234,938
Services	22,709	61,488	3,536	15,280	103,013
TOTAL	131,418	240,862	3,903	17,180	393,363

TOP CONTRACTORS PERFORMING IN THIS STATE			
CIVILIAN AGENCIES CONTRACTORS	DOLLARS (000)	DEPARTMENT OF DEFENSE CONTRACTORS	DOLLARS (000)
1. NORTHERN STATES BEEF INC	42,316	1. AKSARBEN FOODS	30,194
2. BUNGE CORPORATION	36,916	2. UNISYS CORPORATION	20,428
3. WESTERN VALLEY PROCESSING CO	13,237	3. HARRIS CORPORATION	19,798
4. KIEWIT PETER SONS DE CORP	7,634	4. STERLING SOFTWARE INC	16,682
5. AKSARBEN FOODS	6,251	5. OMEGA GROUP INC	11,875
6. ARCHER DNIELS MIDLAND COMPANY	5,300	6. GENERAL DYNAMICS CORPORATION	9,812
7. MID-AMERICA DAIRYMEN INC	5,631	7. DOHRMAN MACHINE PRODUCTION	8,607
8. DALY LEO A COMPANY	3,279	8. BLACK & DECKER CORPORATION	6,148
9. SUNDT CORP	3,082	9. AMERICAN TELE & TELG COMPANY	6,122
10. KELLEY BEAN CO INC	2,056	10. IIT RESEARCH INSTITUTE	5,929

FEDERAL PROCUREMENT DATA SYSTEM
FEDERAL PROCUREMENT DOLLARS FOR NEVADA
 Fiscal Year 1990 to Date

Population 963,285
 Per Capita Procurement 841

Total Procurement By Place of Performance 810,950
 Rank Per Capita 15 Last Year 13

TOP FIVE COUNTIES					
NAME OF COUNTY	CIVILIAN AGENCIES		DEPARTMENT OF DEFENSE		TOTAL (000)
	SMALL DIS- ADVANTAGED (000)	OTHER (000)	SMALL DIS- ADVANTAGED (000)	OTHER (000)	
1. CLARK	10,491	575,005	13,608	88,498	687,602
2. WASHOE	2,918	23,816	2,780	6,065	35,579
3. MINERAL	0	137	0	34,620	34,757
4. CHURCHILL	0	1,752	1,060	20,030	22,842
5. LYON	0	3,294	0	7,802	11,096
TOP FIVE AGENCIES WITH PLACE OF PERFORMANCE IN THIS STATE (000)					
1. DEPARTMENT OF ENERGY					569,799
2. DEPARTMENT OF DEFENSE					182,114
3. DEPARTMENT OF THE INTERIOR					29,475
4. DEPARTMENT OF LABOR					14,413
5. DEPARTMENT OF VETERANS AFFAIRS					3,022
TOP FIVE CONTRACTING OFFICES LOCATED IN THIS STATE (000)					
1 DEPARTMENT OF ENERGY					634,019
2 DEPT OF INTERIOR/BUREAU OF RECLAMATION					68,348
3 57 FWW/LGC NELLIS AFB					67,550
4 VA MED CTR					3,860
5 DEPARTMENT OF AGRICULTURE, FOREST SERVICE					675
TYPE OF PRODUCT OR SERVICE	SMALL BUSINESS (000)	LARGE BUSINESS (000)	STATE & LOCAL GOV'T (000)	NON- PROFIT & OTHER (000)	TOTAL (000)
R & D	7,306	8,466	-416	184	15,540
Construction	21,846	14,024	0	0	35,870
Supplies & Equipment	17,853	11,176	8	0	29,037
Services	50,827	646,644	26,411	6,621	730,503
TOTAL	97,832	680,310	26,003	6,805	810,950
TOP CONTRACTORS PERFORMING IN THIS STATE					
CIVILIAN AGENCIES CONTRACTORS	DOLLARS (000)	DEPARTMENT OF DEFENSE CONTRACTORS		DOLLARS (000)	
1. EG&G INC	450,392	1. FORD MOTOR COMPANY		30,561	
2. SCIENCE APPLICATIONS INTL CORP	47,078	2. DAY & ZIMMERMANN/BASIL CORP JV		19,717	
3. WACKENHUT SERVICES INC	31,291	3. WORLDCORP INC		18,366	
4. FSN INC	19,419	4. DAY & ZIMMERMANN INC		13,790	
5. UNIVERSITY OF NEVADA SYSTEM	18,474	5. LOCKHEED CORPORATION		11,485	
6. FREHNER CONSTRUCTION CO INC	7,148	6. WHITTAKER CORPORATION		8,456	
7. RAY AND ROSS TRANSPORT INC	3,700	7. ARCATA ASSOCIATES INC		8,401	
8. PAI CORPORATION	2,612	8. BRUCE INDUSTRIES INC		7,675	
9. COMPUTER SCIENCES CORP	2,272	9. NEVADA POWER COMPANY		5,689	
10. CLARK DONALD ASSOCIATES INC	2,269	10. EG&G INC		3,993	

FEDERAL PROCUREMENT DATA SYSTEM
FEDERAL PROCUREMENT DOLLARS FOR NEW HAMPSHIRE
 Fiscal Year 1990 to Date

Population 1,026,920
 Per Capita Procurement 394

Total Procurement By Place of Performance 405,582
 Rank Per Capita 32 Last Year 26

TOP FIVE COUNTIES					
NAME OF COUNTY	CIVILIAN AGENCIES		DEPARTMENT OF DEFENSE		TOTAL (000)
	SMALL DIS- ADVANTAGED (000)	OTHER (000)	SMALL DIS- ADVANTAGED (000)	OTHER (000)	
1. HILLSBOROUGH	0	17,012	28	261,178	278,218
2. ROCKINGHAM	129	5,969	3,100	78,147	87,345
3. GRAFTON	0	4,598	190	12,662	17,450
4. STRAFFORD	500	6,168	283	1,097	8,048
5. BELKNAP	0	271	0	4,588	4,859

TOP FIVE AGENCIES WITH PLACE OF PERFORMANCE IN THIS STATE (000)	
1. DEPARTMENT OF DEFENSE	368,538
2. DEPARTMENT OF VETERANS AFFAIRS	15,559
3. NATIONAL AERONAUTICS AND SPACE ADMINISTRATION	7,990
4. GENERAL SERVICES ADMINISTRATION	3,576
5. DEPARTMENT OF EDUCATION	3,188

TOP FIVE CONTRACTING OFFICES LOCATED IN THIS STATE (000)	
1 NAVAL SHIPYARD	24,405
2 CINCSAC/LGC PEASE AFB	9,114
3 USP&FO FOR NEW HAMPSHIRE	4,583
4 VA MED CTR	2,092
5 USA COLD RGNS RSCH & ENGR LAB	624

TYPE OF PRODUCT OR SERVICE	SMALL BUSINESS (000)	LARGE BUSINESS (000)	STATE & LOCAL GOV'T (000)	NON- PROFIT & OTHER (000)	TOTAL (000)
R & D	9,789	75,600	4,820	1,508	91,717
Construction	6,738	7,908	0	0	14,646
Supplies & Equipment	21,278	174,602	0	14,016	209,896
Services	10,980	73,390	74	4,879	89,323
TOTAL	48,785	331,500	4,894	20,403	405,582

TOP CONTRACTORS PERFORMING IN THIS STATE			
CIVILIAN AGENCIES CONTRACTORS	DOLLARS (000)	DEPARTMENT OF DEFENSE CONTRACTORS	DOLLARS (000)
1. DIGITAL EQUIPMENT CORPORATION	16,696	1. LOCKHEED CORPORATION	144,952
2. NEW HAMPSHIRE UNIVERSITY SYS	4,820	2. UNDERWOOD INDUSTRIES INC	29,315
3. RMC RESEARCH CORPORATION	2,678	3. SEQUA CORPORATION	26,632
4. CREARE INC	2,324	4. SANDERS ASSOC GEN ELECTRIC JV	24,899
5. DESIGN CONTEMPO INC	1,532	5. SANDERS & AEL JV	20,869
6. TILLOTSON RUBBER CO/HPI	1,124	6. RAYTHEON COMPANY	10,657
7. LOCKHEED CORPORATION	865	7. TYCO LABORATORIES INC	10,001
8. JAMES RIVER MILLS	671	8. DIGITAL EQUIPMENT CORPORATION	9,690
9. DIVERSIFIED PRODUCTS INC	537	9. ITEL CORPORATION	7,700
10. DEVELOPMENT ASSISTANCE CORP	500	10. SANDERS ASSOCIATES INC	7,607

FEDERAL PROCUREMENT DATA SYSTEM
FEDERAL PROCUREMENT DOLLARS FOR NEW JERSEY
 Fiscal Year 1990 to Date

Population 7,619,678
 Per Capita Procurement 539

Total Procurement By Place of Performance 4,110,968
 Rank Per Capita 25 Last Year 24

TOP FIVE COUNTIES					
NAME OF COUNTY	CIVILIAN AGENCIES		DEPARTMENT OF DEFENSE		TOTAL (000)
	SMALL DIS-ADVANTAGED (000)	OTHER (000)	SMALL DIS-ADVANTAGED (000)	OTHER (000)	
1. BURLINGTON	0	15,295	8,085	763,725	787,105
2. ESSEX	1,241	25,035	4,538	570,232	601,046
3. BERGEN	38	40,237	5,909	376,436	422,620
4. MONMOUTH	178	3,784	36,429	317,497	357,888
5. MERCER	2,003	184,739	1,825	164,484	353,051

TOP FIVE AGENCIES WITH PLACE OF PERFORMANCE IN THIS STATE (000)	
1. DEPARTMENT OF DEFENSE	3,526,257
2. NATIONAL AERONAUTICS AND SPACE ADMINISTRATION	181,416
3. DEPARTMENT OF ENERGY	111,296
4. DEPARTMENT OF VETERANS AFFAIRS	73,717
5. DEPARTMENT OF TRANSPORTATION	46,362

TOP FIVE CONTRACTING OFFICES LOCATED IN THIS STATE (000)	
1 USA COMM & ELECTRONICS COMD	3,437,437
2 HQS, AMCCOM ATTN;AMSMC	835,769
3 NAVAL AIR ENGINEERING CENTER	80,435
4 ELECTRONICS TECH & DEVICES LAB	68,352
5 US ARMY TRAINING CENTER ATZDGD-G	41,868

TYPE OF PRODUCT OR SERVICE	SMALL BUSINESS (000)	LARGE BUSINESS (000)	STATE & LOCAL GOV'T (000)	NON-PROFIT & OTHER (000)	TOTAL (000)
R & D	50,949	524,305	4,530	114,614	694,398
Construction	70,420	27,420	0	0	97,840
Supplies & Equipment	381,235	1,904,583	60	61,636	2,347,514
Services	277,556	659,428	951	33,281	971,216
TOTAL	780,160	3,115,736	5,541	209,531	4,110,968

TOP CONTRACTORS PERFORMING IN THIS STATE			
CIVILIAN AGENCIES CONTRACTORS	DOLLARS (000)	DEPARTMENT OF DEFENSE CONTRACTORS	DOLLARS (000)
1. GENERAL ELECTRIC CO	171,190	1. GENERAL ELECTRIC COMPANY	956,150
2. PRINCETON UNIVERSITY	98,908	2. ITT CORPORATION	419,758
3. SIEMENS CORPORATION	21,763	3. ASTRONAUTICS CORP AMERICA	137,569
4. ENGELHARD CORPORATION	20,460	4. EXPRESSOR TRANSPORT CORP	117,000
5. EDUCATIONAL TESTING SERVICE	15,263	5. COASTAL CORPORATION	115,824
6. HAMON-SOBELCO INTERNATIONAL	13,722	6. BAY TANKERS INC	93,870
7. BRISTOL-MYERS SQUIBB COMPANY	12,490	7. CONSOLIDTD ELEC/ITT/WESTINGHSE	86,444
8. ITT CORPORATION	12,215	8. ALLIED SIGNAL INC	81,681
9. ENSERCH CORPORATION	11,774	9. IT CORP DAVY MCKEE JV	55,679
10. FACILITY EQUIPMENT & MAINT	9,039	10. POWER CONVERSION INC	54,805

FEDERAL PROCUREMENT DATA SYSTEM
FEDERAL PROCUREMENT DOLLARS FOR NEW MEXICO
 Fiscal Year 1990 to Date

Population 1,479,486
 Per Capita Procurement 2,186

Total Procurement By Place of Performance 3,234,647
 Rank Per Capita 2 Last Year 2

TOP FIVE COUNTIES					
NAME OF COUNTY	CIVILIAN AGENCIES		DEPARTMENT OF DEFENSE		TOTAL (000)
	SMALL DIS- ADVANTAGED (000)	OTHER (000)	SMALL DIS- ADVANTAGED (000)	OTHER (000)	
1. BERNALILLO	20,000	1,358,202	39,483	253,936	1,671,621
2. LOS ALAMOS	33	1,012,393	0	9,205	1,021,631
3. DONA ANA	3,330	47,806	34,525	149,659	235,320
4. EDDY	1,897	70,256	0	678	72,831
5. OTERO	63	1,089	7,793	63,235	72,180
TOP FIVE AGENCIES WITH PLACE OF PERFORMANCE IN THIS STATE (000)					
1. DEPARTMENT OF ENERGY					2,414,264
2. DEPARTMENT OF DEFENSE					667,539
3. NATIONAL AERONAUTICS AND SPACE ADMINISTRATION					52,009
4. DEPARTMENT OF THE INTERIOR					45,789
5. DEPARTMENT OF LABOR					12,546
TOP FIVE CONTRACTING OFFICES LOCATED IN THIS STATE (000)					
1 DEPARTMENT OF ENERGY					3,530,007
2 AFCMD/PKR R&D CONTRACTS LAB SU					291,624
3 WHITE SANDS MISS. RANGE STEWS-PR					184,201
4 DEFENSE EVALUATION SUPPORT ACT					69,852
5 AFCMD/PKR R&D CONTRACTS CENTER S					54,903
TYPE OF PRODUCT OR SERVICE	SMALL BUSINESS (000)	LARGE BUSINESS (000)	STATE & LOCAL GOV'T (000)	NON- PROFIT & OTHER (000)	TOTAL (000)
R & D	58,034	106,015	3,053	22,555	189,657
Construction	99,003	85,084	70	0	184,157
Supplies & Equipment	53,964	106,295	0	2,731	162,990
Services	87,106	1,549,027	1,032,322	29,388	2,697,843
TOTAL	298,107	1,846,421	1,035,445	54,674	3,234,647
TOP CONTRACTORS PERFORMING IN THIS STATE					
CIVILIAN AGENCIES CONTRACTORS	DOLLARS (000)	DEPARTMENT OF DEFENSE CONTRACTORS		DOLLARS (000)	
1. AMERICAN TELE & TELG COMPANY	1,215,081	1. DYNACORP		88,267	
2. UNIVERSITY OF CALIFORNIA	1,006,927	2. HONEYWELL INC		81,474	
3. WESTINGHOUSE ELECTRIC CORP	68,421	3. WISCONSIN PHYSICIANS SVC INSUR		30,421	
4. MORRISON KNUDSEN CORPORATION	50,576	4. GENERAL ELECTRIC COMPANY		28,884	
5. LOCKHEED CORPORATION	39,778	5. FORD MOTOR COMPANY		23,585	
6. LOVELACE MEDICAL FOUNDATION	16,236	6. LOCKHEED CORPORATION		22,704	
7. PIERCE ENTERPRISES INC	12,680	7. GENERAL MOTORS CORPORATION		13,521	
8. TELEDYNE INC	6,423	8. SYSTEM DEVELOPMENT CORPORATION		13,418	
9. UNC INCORPORATED	5,326	9. M A MORTENSON COMPANIES		13,011	
10. VINNELL CORPORATION	5,144	10. LOGICON INC		12,053	

FEDERAL PROCUREMENT DATA SYSTEM
FEDERAL PROCUREMENT DOLLARS FOR NEW YORK
 Fiscal Year 1990 to Date

Population 17,772,278
 Per Capita Procurement 460

Total Procurement By Place of Performance 8,185,569
 Rank Per Capita 30 Last Year 27

TOP FIVE COUNTIES					
NAME OF COUNTY	CIVILIAN AGENCIES		DEPARTMENT OF DEFENSE		TOTAL (000)
	SMALL DIS- ADVANTAGED (000)	OTHER (000)	SMALL DIS- ADVANTAGED (000)	OTHER (000)	
1. NASSAU	794	38,202	1,785	3,240,071	3,280,852
2. SUFFOLK	149	327,672	12,481	641,848	982,150
3. BRONX	6,697	339,029	5,169	428,050	778,945
4. SCHENECTADY	98	299,431	244	293,313	593,086
5. ONONDAGA	57	9,654	221	568,415	578,347

TOP FIVE AGENCIES WITH PLACE OF PERFORMANCE IN THIS STATE (000)	
1. DEPARTMENT OF DEFENSE	6,698,138
2. DEPARTMENT OF ENERGY	630,191
3. DEPARTMENT OF THE TREASURY	327,179
4. ENVIRONMENTAL PROTECTION AGENCY	67,583
5. DEPARTMENT OF VETERANS AFFAIRS	66,120

TOP FIVE CONTRACTING OFFICES LOCATED IN THIS STATE (000)	
1 DEPARTMENT OF ENERGY	779,468
2 USAREUR CONTRACTING CENTER	434,604
3 REGIONAL CONTRACTING OFC,,FRANKFURT	167,818
4 REGIONAL CONTRACTING OFC,,FUERTH	166,177
5 USA ENGINEER DIVISION EUROPE	139,004

TYPE OF PRODUCT OR SERVICE	SMALL BUSINESS (000)	LARGE BUSINESS (000)	STATE & LOCAL GOV'T (000)	NON- PROFIT & OTHER (000)	TOTAL (000)
R & D	70,826	818,609	12,501	72,143	974,079
Construction	91,121	137,251	0	0	228,372
Supplies & Equipment	518,362	4,109,685	42	299,198	4,927,287
Services	393,651	1,303,358	4,852	353,970	2,055,831
TOTAL	1,073,960	6,368,903	17,395	725,311	8,185,569

TOP CONTRACTORS PERFORMING IN THIS STATE			
CIVILIAN AGENCIES CONTRACTORS	DOLLARS (000)	DEPARTMENT OF DEFENSE CONTRACTORS	DOLLARS (000)
1. GENERAL ELECTRIC COMPANY	301,906	1. GRUMMAN CORPORATION	2,452,293
2. ASSOCIATED UNIVERSITIES INC	286,537	2. GENERAL ELECTRIC COMPANY	981,424
3. MERRILL LYNCH & CO INC	72,576	3. UNISYS CORPORATION	478,535
4. ENSERCH CORPORATION	71,620	4. INTERNATIONAL BUS MCHS CORP	406,912
5. J P MORGAN & COMPANY INC	56,704	5. INTERNATIONAL MARINE CARRIERS	190,924
6. ECOLOGY & ENVIRONMENT INC	44,554	6. LORAL CORPORATION	189,167
7. GOLDMAN SACHS GROUP L P	42,077	7. EATON CORPORATION	158,789
8. CERRO SALES	18,604	8. YOUNG & RUBICAM INC	97,190
9. MANSHUL CONSTRUCTION CORP	16,417	9. PHILIP MORRIS COMPANIES INC	50,287
10. INTERNATIONAL BUS MCHS CORP	13,870	10. BILZERIAN PARTNERS P L 1	46,742

FEDERAL PROCUREMENT DATA SYSTEM
FEDERAL PROCUREMENT DOLLARS FOR NORTH CAROLINA
 Fiscal Year 1990 to Date

Population 6,331,289
 Per Capita Procurement 236

Total Procurement By Place of Performance 1,496,810
 Rank Per Capita 40 Last Year 43

TOP FIVE COUNTIES					
NAME OF COUNTY	CIVILIAN AGENCIES		DEPARTMENT OF DEFENSE		TOTAL (000)
	SMALL DIS- ADVANTAGED (000)	OTHER (000)	SMALL DIS- ADVANTAGED (000)	OTHER (000)	
1. GUILFORD	133	39,552	113	414,869	454,667
2. DURHAM	3,252	106,487	552	50,494	160,785
3. CUMBERLAND	37	3,154	10,475	102,447	116,113
4. ALAMANCE	0	30,310	0	63,501	93,811
5. WAKE	407	11,914	3,163	56,027	71,511
TOP FIVE AGENCIES WITH PLACE OF PERFORMANCE IN THIS STATE (000)					
1. DEPARTMENT OF DEFENSE					1,191,225
2. DEPARTMENT OF TRANSPORTATION					85,151
3. ENVIRONMENTAL PROTECTION AGENCY					52,980
4. DEPARTMENT OF AGRICULTURE					34,393
5. DEPARTMENT OF VETERANS AFFAIRS					33,621
TOP FIVE CONTRACTING OFFICES LOCATED IN THIS STATE (000)					
1 US ENVIRONMENTAL PROTECTION AGENCY					190,047
2 DIRECTORATE OF CONTRACTING ATTN:AFZA-D					125,310
3 US ARMY RESEARCH OFFICE SLCRO-PR					74,036
4 COMMANDING OFFICER (FCP)					48,103
5 CONTRACTING OFFICER, HHS					35,686
TYPE OF PRODUCT OR SERVICE	SMALL BUSINESS (000)	LARGE BUSINESS (000)	STATE & LOCAL GOV'T (000)	NON- PROFIT & OTHER (000)	TOTAL (000)
R & D	14,112	203,640	4,869	49,373	271,994
Construction	105,866	31,713	0	0	137,579
Supplies & Equipment	147,038	560,338	0	18,265	725,641
Services	83,359	249,043	8,931	20,263	361,596
TOTAL	350,375	1,044,734	13,800	87,901	1,496,810
TOP CONTRACTORS PERFORMING IN THIS STATE					
CIVILIAN AGENCIES CONTRACTORS	DOLLARS (000)	DEPARTMENT OF DEFENSE CONTRACTORS	DOLLARS (000)		
1. AMERICAN TELE & TELG COMPANY	64,359	1. AMERICAN TELE & TELG COMPANY	475,660		
2. RESEARCH TRIANGLE INSTITUTE	31,033	2. HOECHST CELANESE CORPORATION	27,125		
3. MANTECH INTERNATIONAL CORP	26,448	3. CAROLINA POWER & LIGHT CO	26,961		
4. LOUISIANA FILLING INC	16,102	4. EXIDE CORPORATION	26,572		
5. UNIVERSITY OF NORTH CAROLINA	10,493	5. BRAND NAME CONTRACTOR	26,291		
6. GLAXO INC	10,207	6. IRVIN AUTOMOTIVE PRODUCTS INC	26,234		
7. ADS INC	5,830	7. RJR HOLDING CORP	25,482		
8. DUKE UNIVERSITY	5,445	8. SAFT AMERICA INC	23,162		
9. UNION PACIFIC CORPORATION	5,044	9. ALLIED SIGNAL INC	19,242		
10. STEWART BLAINE CONTRACTORS	4,916	10. ASTRONAUTICS CORP AMERICA	15,331		

FEDERAL PROCUREMENT DATA SYSTEM
FEDERAL PROCUREMENT DOLLARS FOR NORTH DAKOTA
 Fiscal Year 1990 to Date

Population 679,172
 Per Capita Procurement 221

Total Procurement By Place of Performance 150,576
 Rank Per Capita 43 Last Year 40

TOP FIVE COUNTIES					
NAME OF COUNTY	CIVILIAN AGENCIES		DEPARTMENT OF DEFENSE		TOTAL (000)
	SMALL DIS-ADVANTAGED (000)	OTHER (000)	SMALL DIS-ADVANTAGED (000)	OTHER (000)	
1. ROLETTE	0	5,382	24,299	1,440	31,121
2. GRAND FORKS	0	6,562	4,586	16,852	28,000
3. WARD	0	181	2,671	19,743	22,595
4. BENSON	0	831	10,525	0	11,356
5. CASS	0	5,152	33	5,065	10,250

TOP FIVE AGENCIES WITH PLACE OF PERFORMANCE IN THIS STATE (000)	
1. DEPARTMENT OF DEFENSE	98,733
2. DEPARTMENT OF THE INTERIOR	26,165
3. DEPARTMENT OF ENERGY	9,493
4. DEPARTMENT OF AGRICULTURE	7,062
5. DEPARTMENT OF VETERANS AFFAIRS	3,343

TOP FIVE CONTRACTING OFFICES LOCATED IN THIS STATE (000)	
1 CINCSAC/LGC GRAND FORKS AFB	21,965
2 CINCSAC/LGC MINOT AFB	19,132
3 VA MED/RO CENTER	3,838
4 USP&FO FOR NORTH DAKOTA	974
5 DEPT. OF AGRICULTURE, SOIL CONSERVATION SVC	493

TYPE OF PRODUCT OR SERVICE	SMALL BUSINESS (000)	LARGE BUSINESS (000)	STATE & LOCAL GOV'T (000)	NON-PROFIT & OTHER (000)	TOTAL (000)
R & D	460	0	2,923	69	3,452
Construction	32,925	11,315	0	0	44,240
Supplies & Equipment	41,780	6,209	90	1,315	49,394
Services	17,946	12,480	13,786	9,278	53,490
TOTAL	93,111	30,004	16,799	10,662	150,576

TOP CONTRACTORS PERFORMING IN THIS STATE			
CIVILIAN AGENCIES CONTRACTORS	DOLLARS (000)	DEPARTMENT OF DEFENSE CONTRACTORS	DOLLARS (000)
1. PARK CONSTRUCTION COMPANY	8,107	1. TURTLE MOUNTAIN MFG COMPANY	24,449
2. BRINK ELECTRIC CNSTR CO	4,998	2. BLACK & DECKER CORPORATION	5,241
3. STANDING ROCK SIOUX TRIBE GOVT	4,071	3. DEVILS LAKE SIOUX TRIBE	4,906
4. NORTH DAKOTA STATE OF	3,865	4. NODAK RURAL ELECTRIC COOP	4,410
5. UNITED TRBES TECHNICAL COLLEGE	3,415	5. DAKOTA TRIBAL INDUSTRIES INC	4,302
6. TURTLE MTN BND OF CHIPWA IND	2,857	6. WESTERN GEAR CORPORATION	2,753
7. UNIVERSITY OF NORTH DAKOTA	2,274	7. MINN-KOTA EXCAVATING INC	2,700
8. CARGILL INCORPORATED	1,765	8. MINNKOTA POWER COOPERATIVE	2,641
9. OJIBWA INDIAN SCHOOL	1,521	9. GREENBERG ROOF & SHEET METAL	2,261
10. CAPITAL CITY CONSTRUCTION INC	1,457	10. DUBOIS & SONS MASONRY INC	2,065

FEDERAL PROCUREMENT DATA SYSTEM
FEDERAL PROCUREMENT DOLLARS FOR OHIO
 Fiscal Year 1990 to Date

Population 10,752,211
 Per Capita Procurement 543

Total Procurement By Place of Performance 5,846,261
 Rank Per Capita 24 Last Year 19

TOP FIVE COUNTIES					
NAME OF COUNTY	CIVILIAN AGENCIES		DEPARTMENT OF DEFENSE		TOTAL (000)
	SMALL DIS-ADVANTAGED (000)	OTHER (000)	SMALL DIS-ADVANTAGED (000)	OTHER (000)	
1. HAMILTON	30,753	208,363	4,022	2,019,354	2,262,492
2. GREENE	1,795	12,776	137,809	546,060	698,440
3. CUYAHOGA	42,123	154,302	697	384,096	581,218
4. PIKE	3,262	559,327	0	0	562,589
5. ALLEN	12	618	820	495,614	497,064

TOP FIVE AGENCIES WITH PLACE OF PERFORMANCE IN THIS STATE (000)	
1. DEPARTMENT OF DEFENSE	4,340,054
2. DEPARTMENT OF ENERGY	966,848
3. NATIONAL AERONAUTICS AND SPACE ADMINISTRATION	188,987
4. DEPARTMENT OF TRANSPORTATION	116,559
5. DEPARTMENT OF VETERANS AFFAIRS	45,777

TOP FIVE CONTRACTING OFFICES LOCATED IN THIS STATE (000)	
1 ASD/YPK	3,020,655
2 ASD/VFK	1,906,599
3 ASD/YCK	1,185,123
4 ASD/YFK	1,121,893
5 ASD/YZKB	1,018,167

TYPE OF PRODUCT OR SERVICE	SMALL BUSINESS (000)	LARGE BUSINESS (000)	STATE & LOCAL GOV'T (000)	NON-PROFIT & OTHER (000)	TOTAL (000)
R & D	83,448	511,562	2,986	68,242	666,238
Construction	213,038	26,581	165	245	240,029
Supplies & Equipment	343,433	2,593,714	113	408,231	3,345,491
Services	274,611	1,280,982	8,394	30,516	1,594,503
TOTAL	914,530	4,412,839	11,658	507,234	5,846,261

TOP CONTRACTORS PERFORMING IN THIS STATE			
CIVILIAN AGENCIES CONTRACTORS	DOLLARS (000)	DEPARTMENT OF DEFENSE CONTRACTORS	DOLLARS (000)
1. MARTIN MARIETTA CORPORATION	315,172	1. GENERAL ELECTRIC COMPANY	1,491,560
2. OHIO VALLEY ELECTRIC CORP	240,748	2. GENERAL DYNAMICS CORPORATION	441,970
3. EG&G INC	194,590	3. CFM INTERNATIONAL INC	318,577
4. WESTINGHOUSE ELECTRIC CORP	152,539	4. WESTINGHOUSE ELECTRIC CORP	276,221
5. B & L UTILITY CONTRACTORS INC	104,002	5. LORAL CORPORATION	105,602
6. BATTELLE MEMORIAL INSTITUTE	36,745	6. GOODYEAR TIRE & RUBBER CO THE	74,363
7. SVERDRUP CORPORATION	36,162	7. SCHLUMBERGER LIMITED	67,520
8. CORTEZ III SERVICE CORPORATION	24,124	8. CINPAC INC	61,949
9. MC DERMOTT INTERNATIONAL INC	19,836	9. PROCTER & GAMBLE COMPANY THE	47,721
10. OHM CORPORATION	18,782	10. BRITISH PETROLEUM CO PLC	45,787

FEDERAL PROCUREMENT DATA SYSTEM
FEDERAL PROCUREMENT DOLLARS FOR OKLAHOMA
 Fiscal Year 1990 to Date

Population 3,305,298
 Per Capita Procurement 248

Total Procurement By Place of Performance 821,150
 Rank Per Capita 37 Last Year 42

TOP FIVE COUNTIES					
NAME OF COUNTY	CIVILIAN AGENCIES		DEPARTMENT OF DEFENSE		TOTAL (000)
	SMALL DIS-ADVANTAGED (000)	OTHER (000)	SMALL DIS-ADVANTAGED (000)	OTHER (000)	
1. OKLAHOMA	0	1,343	25,595	135,656	162,594
2. COMANCHE	0	31,333	9,604	85,871	126,808
3. CANADIAN	23,800	72,586	996	25,392	122,774
4. OSAGE	2,842	12,438	268	83,785	99,333
5. CUSTER	0	405	72,428	37	72,870

TOP FIVE AGENCIES WITH PLACE OF PERFORMANCE IN THIS STATE (000)	
1. DEPARTMENT OF DEFENSE	613,111
2. DEPARTMENT OF TRANSPORTATION	69,345
3. DEPARTMENT OF THE TREASURY	31,772
4. GENERAL SERVICES ADMINISTRATION	21,371
5. DEPARTMENT OF HEALTH AND HUMAN SERVICES	17,538

TOP FIVE CONTRACTING OFFICES LOCATED IN THIS STATE (000)	
1 OKLA CITY ALC/PMWB-A-7 MSLS,,E-4	455,128
2 OKLA CITY ALC/PMWA B52,,A7 & MSLS	385,585
3 OKLAHOMA CITY ALC/PMWC	259,241
4 OKLA CITY ALC/PPZE ENGINES BRAN	180,123
5 USA ENGINEER DISTRICT TULSA	156,525

TYPE OF PRODUCT OR SERVICE	SMALL BUSINESS (000)	LARGE BUSINESS (000)	STATE & LOCAL GOV'T (000)	NON-PROFIT & OTHER (000)	TOTAL (000)
R & D	7,268	65,578	2,322	3,239	78,407
Construction	80,813	109,676	4	0	190,493
Supplies & Equipment	107,699	76,013	260	1,476	185,448
Services	91,511	202,194	29,132	43,965	366,802
TOTAL	287,291	453,461	31,718	48,680	821,150

TOP CONTRACTORS PERFORMING IN THIS STATE			
CIVILIAN AGENCIES CONTRACTORS	DOLLARS (000)	DEPARTMENT OF DEFENSE CONTRACTORS	DOLLARS (000)
1. GENERAL DYNAMICS CORPORATION	29,972	1. BARRETT REFINING CORPORATION	72,428
2. UNIVERSITY OF OKLAHOMA	28,953	2. MDTSI	59,866
3. CARTER CHEVROLET AGENCY INC	17,438	3. GENERAL DYNAMICS CORPORATION	58,665
4. FKW INC	7,079	4. BLOUNT INC	48,403
5. JORDAN-DE LAURENTI & ASSOC	6,793	5. CENTEX CORPORATION	42,506
6. RES-CARE DEVELOPMENT COMPANY	6,652	6. YORDI CONSTRUCTION INC	13,761
7. CHEROKEE NATION TRIBE OKLAHOMA	6,163	7. WILLBROS GROUP INC	13,568
8. AAR CORP	4,996	8. SUN COMPANY INC	13,303
9. CREEK NATION TRIBE OKLAHOMA	4,436	9. MCDONNELL DOUGLAS CORP	13,090
10. SYSTEMS RQUIREMENTS SVCS ASSOC	4,115	10. TELOS CORPORATION	12,229

FEDERAL PROCUREMENT DATA SYSTEM
FEDERAL PROCUREMENT DOLLARS FOR OREGON
 Fiscal Year 1990 to Date

Population 2,697,787
 Per Capita Procurement 223

Total Procurement By Place of Performance 601,720
 Rank Per Capita 42 Last Year 51

TOP FIVE COUNTIES					
NAME OF COUNTY	CIVILIAN AGENCIES		DEPARTMENT OF DEFENSE		TOTAL (000)
	SMALL DIS-ADVANTAGED (000)	OTHER (000)	SMALL DIS-ADVANTAGED (000)	OTHER (000)	
1. CLACKAMAS	2,735	45,295	1,234	146,731	195,995
2. MARION	1,030	87,838	106	3,873	92,847
3. JOSEPHINE	1,132	1,613	96	47,992	50,833
4. WASHINGTON	0	2,905	0	41,104	44,009
5. HOOD RIVER	13	1,042	669	39,630	41,354

TOP FIVE AGENCIES WITH PLACE OF PERFORMANCE IN THIS STATE (000)	
1. DEPARTMENT OF DEFENSE	362,061
2. DEPARTMENT OF AGRICULTURE	137,693
3. DEPARTMENT OF VETERANS AFFAIRS	24,809
4. DEPARTMENT OF THE INTERIOR	24,590
5. DEPARTMENT OF LABOR	14,518

TOP FIVE CONTRACTING OFFICES LOCATED IN THIS STATE (000)	
1 USA ENGINEER DISTRICT PORTLAND	93,376
2 DEPT OF INTERIOR/BUREAU OF LAND MANAGEMENT	13,233
3 VA MED CTR	10,370
4 DEPARTMENT OF AGRICULTURE, FOREST SERVICE	8,118
5 DEPARTMENT OF AGRICULTURE, FOREST SERVICE	7,631

TYPE OF PRODUCT OR SERVICE	SMALL BUSINESS (000)	LARGE BUSINESS (000)	STATE & LOCAL GOVT (000)	NON-PROFIT & OTHER (000)	TOTAL (000)
R & D	2,165	12,532	426	3,908	19,031
Construction	43,146	76,092	39	2,150	121,427
Supplies & Equipment	131,560	110,011	0	1,721	243,292
Services	100,266	99,930	6,222	11,552	217,970
TOTAL	277,137	298,565	6,687	19,331	601,720

TOP CONTRACTORS PERFORMING IN THIS STATE			
CIVILIAN AGENCIES CONTRACTORS	DOLLARS (000)	DEPARTMENT OF DEFENSE CONTRACTORS	DOLLARS (000)
1. SUPRA PRODUCTS INC	84,024	1. GENERAL INSTRUMENT CORP	47,635
2. GENERAL ELECTRIC COMPANY	14,226	2. DAIMLER-BENZ NO AMER	32,594
3. HOFFMAN CORPORATION	12,493	3. SOUTHWEST MARINE INC	31,158
4. CASCADE GENERAL INC	4,510	4. KIEWIT & AL JOHNSON JV	27,000
5. ELTE INC	4,233	5. STC SUBMARINE SYSTEMS INC	21,408
6. NORTHWEST RGNAL EDCTL LBRTORY	3,777	6. TEKTRONIX INC	20,426
7. OREGON HLTH SCNCES UNIVERSITY	2,334	7. H C INC	19,044
8. BART ASSOCIATES INC	2,164	8. EVERGREEN INTERNATIONAL AVI	18,079
9. CONTINENTAL GRAIN COMPANY	1,756	9. CASCADE GENERAL INC	14,599
10. LOWELL CONSTRUCTION CO	1,744	10. INTEL CORPORATION	11,629

FEDERAL PROCUREMENT DATA SYSTEM
FEDERAL PROCUREMENT DOLLARS FOR PENNSYLVANIA
 Fiscal Year 1990 to Date

Population 11,889,058
 Per Capita Procurement 328

Total Procurement By Place of Performance 3,910,072
 Rank Per Capita 35 Last Year 36

TOP FIVE COUNTIES					
NAME OF COUNTY	CIVILIAN AGENCIES		DEPARTMENT OF DEFENSE		TOTAL (000)
	SMALL DIS- ADVANTAGED (000)	OTHER (000)	SMALL DIS- ADVANTAGED (000)	OTHER (000)	
1. ALLEGHENY	10,133	456,013	3,686	554,034	1,023,866
2. PHILADELPHIA	2,042	88,238	13,533	781,680	885,493
3. MONTGOMERY	112	265,943	12,514	240,070	518,639
4. YORK	25	7,227	1,498	206,680	215,430
5. CHESTER	86	74,334	4,787	113,518	192,725
TOP FIVE AGENCIES WITH PLACE OF PERFORMANCE IN THIS STATE (000)					
1. DEPARTMENT OF DEFENSE					2,787,707
2. DEPARTMENT OF ENERGY					472,147
3. NATIONAL AERONAUTICS AND SPACE ADMINISTRATION					216,349
4. DEPARTMENT OF VETERANS AFFAIRS					63,266
5. DEPARTMENT OF AGRICULTURE					62,736
TOP FIVE CONTRACTING OFFICES LOCATED IN THIS STATE (000)					
1 DEF PERS SPT CTR [SUBSISTENCE! ATTN DPSC					1,322,634
2 DEF PERS SPT CTR [CLOTH & TEXTII ATTN DPSC					699,049
3 NRCC PHILA (LG PURCH)					489,094
4 DEFENSE PERS SPT CTR [MEDICAL ATTN DPSC					448,434
5 DEPARTMENT OF ENERGY					365,165
TYPE OF PRODUCT OR SERVICE	SMALL BUSINESS (000)	LARGE BUSINESS (000)	STATE & LOCAL GOV'T (000)	NON- PROFIT & OTHER (000)	TOTAL (000)
R & D	61,254	891,396	2,009	165,155	1,119,814
Construction	64,551	109,302	0	648	174,501
Supplies & Equipment	405,890	1,324,158	0	48,048	1,778,096
Services	143,576	662,022	5,619	26,444	837,661
TOTAL	675,271	2,986,878	7,628	240,295	3,910,072
TOP CONTRACTORS PERFORMING IN THIS STATE					
CIVILIAN AGENCIES CONTRACTORS	DOLLARS (000)	DEPARTMENT OF DEFENSE CONTRACTORS	DOLLARS (000)		
1. WESTINGHOUSE ELECTRIC CORP	379,136	1. WESTINGHOUSE ELECTRIC CORP	417,892		
2. GENERAL ELECTRIC COMPANY	248,551	2. BOEING HELICOPTERS	372,891		
3. WESTON ROY F INC	41,949	3. GENERAL ELECTRIC COMPANY	258,974		
4. INTERMAGNETICS GENERAL CORP	19,817	4. HARSCO CORPORATION	141,636		
5. ROE ENTERPRISES INC	18,954	5. BOEING CO & SIKORSKY ACFT JV	103,874		
6. REED PUBLISHING HOLDING INC	14,209	6. PENNSYLVANIA STATE UNIV INC	63,989		
7. TELEDYNE INC	12,704	7. CARNEGIE MELLON UNIVERSITY	58,411		
8. IOM	11,851	8. SUN COMPANY INC	51,070		
9. UNITED STATES BANK NOTE CO	11,508	9. SYSTEMS DEVELOPMENT CORP	45,323		
10. VALLEY FORGE FLAG CO INC	10,196	10. WASTE MANAGEMENT INC	29,019		

FEDERAL PROCUREMENT DATA SYSTEM
FEDERAL PROCUREMENT DOLLARS FOR RHODE ISLAND
 Fiscal Year 1990 to Date

Population 974,900
 Per Capita Procurement 593

Total Procurement By Place of Performance 578,730
 Rank Per Capita 22 Last Year 30

TOP FIVE COUNTIES					
NAME OF COUNTY	CIVILIAN AGENCIES		DEPARTMENT OF DEFENSE		TOTAL (000)
	SMALL DIS-ADVANTAGED (000)	OTHER (000)	SMALL DIS-ADVANTAGED (000)	OTHER (000)	
1. NEWPORT	31	10,353	26,993	464,392	501,769
2. PROVIDENCE	80	11,889	2,143	30,166	44,278
3. WASHINGTON	860	4,288	25	8,709	13,882
4. KENT	0	1,051	0	9,592	10,643
5. BRISTOL	0	0	43	8,115	8,158

TOP FIVE AGENCIES WITH PLACE OF PERFORMANCE IN THIS STATE (000)	
1. DEPARTMENT OF DEFENSE	550,178
2. DEPARTMENT OF TRANSPORTATION	12,411
3. DEPARTMENT OF VETERANS AFFAIRS	3,692
4. DEPARTMENT OF ENERGY	2,104
5. DEPARTMENT OF JUSTICE	1,887

TOP FIVE CONTRACTING OFFICES LOCATED IN THIS STATE (000)	
1 NAVAL UNDRWTR SYS CTR (CODE 911)	93,506
2 NAVAL UNDRWTR SYS CTR (CODE 921)	90,474
3 NAVAL UNDRWTR SYS CTR (CODE 922)	80,679
4 NAVAL UNDRWTR SYS CTR (CODE 912)	54,994
5 COMMANDING OFFICER, COAST GUARD	8,857

TYPE OF PRODUCT OR SERVICE	SMALL BUSINESS (000)	LARGE BUSINESS (000)	STATE & LOCAL GOV'T (000)	NON-PROFIT & OTHER (000)	TOTAL (000)
R & D	6,841	5,418	109	6,151	18,519
Construction	19,135	129	0	0	19,264
Supplies & Equipment	46,560	266,800	0	97,836	411,196
Services	63,330	63,637	1,049	1,735	129,751
TOTAL	135,866	335,984	1,158	105,722	578,730

TOP CONTRACTORS PERFORMING IN THIS STATE			
CIVILIAN AGENCIES CONTRACTORS	DOLLARS (000)	DEPARTMENT OF DEFENSE CONTRACTORS	DOLLARS (000)
1. ROBERT E DERECKTOR INC	8,857	1. RAYTHEON COMPANY	339,399
2. BROWN UNIV PRV ST RI PLAN	2,766	2. ROBERT E DERECKTOR INC	21,416
3. CEIMIC CORP	1,882	3. MINE SAFETY APPLS COMPANY	15,341
4. PROMET MARINE SERVICE CORP	1,022	4. TECHNOLOGY APPLICATIONS INC	14,617
5. INTERNATIONAL PACKAGING CORP	996	5. MCLAUGHLIN RESEARCH CORP	12,246
6. LEVITON MANUFACTURING CO INC	873	6. STRONG BILL ENTERPRISES INC	11,697
7. INTERIOR SYSTEMS INC	859	7. ENGINEERING & ECONOMICS RES	8,936
8. NARRAGANSETT INDIAN TRIBE	849	8. PURVIS SYSTEMS INCORPORATED	7,390
9. CONSTRUCTION CONCEPTS LTD	666	9. GENERAL MOTORS CORPORATION	7,169
10. NEWPORT OFFSHORE LTD	610	10. HARNISCHFEGGER CORPORATION	6,440

FEDERAL PROCUREMENT DATA SYSTEM
FEDERAL PROCUREMENT DOLLARS FOR SOUTH CAROLINA
 Fiscal Year 1990 to Date

Population 3,375,615
 Per Capita Procurement 776

Total Procurement By Place of Performance 2,622,478
 Rank Per Capita 18 Last Year 17

TOP FIVE COUNTIES					
NAME OF COUNTY	CIVILIAN AGENCIES		DEPARTMENT OF DEFENSE		TOTAL (000)
	SMALL DIS- ADVANTAGED (000)	OTHER (000)	SMALL DIS- ADVANTAGED (000)	OTHER (000)	
1. AIKEN	2,345	1,836,215	0	1,555	1,840,115
2. CHARLESTON	1,518	12,483	20,496	249,042	283,539
3. RICHLAND	108	14,418	1,225	125,798	141,549
4. BERKELEY	184	5,303	4,112	59,123	68,722
5. MARION	0	38	0	60,361	60,399
TOP FIVE AGENCIES WITH PLACE OF PERFORMANCE IN THIS STATE (000)					
1. DEPARTMENT OF ENERGY					1,840,404
2. DEPARTMENT OF DEFENSE					697,750
3. DEPARTMENT OF AGRICULTURE					23,317
4. DEPARTMENT OF JUSTICE					17,717
5. DEPARTMENT OF VETERANS AFFAIRS					12,994
TOP FIVE CONTRACTING OFFICES LOCATED IN THIS STATE (000)					
1 DEPARTMENT OF ENERGY					1,858,544
2 NAVY SUPPLY CENTER					163,062
3 NAVAL COASTAL SYSTEMS CENTER					57,283
4 USA ENGINEER DISTR CHARLESTON					46,068
5 NAVY ELECTRONICS SYS ENG CEN NO					44,639
TYPE OF PRODUCT OR SERVICE	SMALL BUSINESS (000)	LARGE BUSINESS (000)	STATE & LOCAL GOV'T (000)	NON- PROFIT & OTHER (000)	TOTAL (000)
R & D	379	482	556	23,601	25,018
Construction	96,150	91,942	0	0	188,092
Supplies & Equipment	68,572	198,172	0	3,659	270,403
Services	171,827	1,947,535	8,428	11,175	2,138,965
TOTAL	336,928	2,238,131	8,984	38,435	2,622,478
TOP CONTRACTORS PERFORMING IN THIS STATE					
CIVILIAN AGENCIES CONTRACTORS	DOLLARS (000)	DEPARTMENT OF DEFENSE CONTRACTORS		DOLLARS (000)	
1. WESTINGHOUSE ELECTRIC CORP	1,739,731	1. SOUTHERN PACKAGING & STOR CO	80,477		
2. WACKENHUT CORPORATION	53,202	2. F N MANUFACTURING INC	44,679		
3. HALLIBURTON COMPANY	22,023	3. BLUE CROSS BL SHLD SC	42,593		
4. STONE & WEBSTER INCORPORATED	13,577	4. FLUOR CORPORATION	27,250		
5. SPRINGS INDUSTRIES INC	10,420	5. SOUTH CAROLINA RES AUTHORITY	21,022		
6. AM-PRO PROTECTIVE AGENCY INC	7,486	6. ATLANTIC INDUSTRIES INC	17,888		
7. SCIENCE APPLICATIONS INTL CORP	4,327	7. HALLIBURTON COMPANY	17,191		
8. SMITH JHNNY F TRCK DRGLINE SVC	3,187	8. PENN CENTRAL CORPORATION	15,302		
9. COOPER INDUSTRIES INC	3,114	9. DETYENS SHIPYARDS INC	14,135		
10. SEGL INC	2,656	10. BLOUNT INC	13,908		

FEDERAL PROCUREMENT DATA SYSTEM
FEDERAL PROCUREMENT DOLLARS FOR SOUTH DAKOTA
 Fiscal Year 1990 to Date

Population 707,997
 Per Capita Procurement 149

Total Procurement By Place of Performance 106,088
 Rank Per Capita 51 Last Year 46

TOP FIVE COUNTIES					
NAME OF COUNTY	CIVILIAN AGENCIES		DEPARTMENT OF DEFENSE		TOTAL (000)
	SMALL DIS- ADVANTAGED (000)	OTHER (000)	SMALL DIS- ADVANTAGED (000)	OTHER (000)	
1. MEADE	154	3,479	1,904	13,126	18,663
2. PENNINGTON	456	8,954	83	3,249	12,742
3. LINCOLN	13	7,481	0	3,573	11,067
4. MINNEHAHA	209	8,950	0	0	9,159
5. DAVISON	0	4,421	0	565	4,986

TOP FIVE AGENCIES WITH PLACE OF PERFORMANCE IN THIS STATE (000)	
1. DEPARTMENT OF THE INTERIOR	38,889
2. DEPARTMENT OF DEFENSE	35,179
3. DEPARTMENT OF AGRICULTURE	14,326
4. DEPARTMENT OF VETERANS AFFAIRS	7,839
5. DEPARTMENT OF ENERGY	3,094

TOP FIVE CONTRACTING OFFICES LOCATED IN THIS STATE (000)	
1 ABERDEEN AREA OFFICE	31,795
2 CINCSAC/LGC ELLSWORTH AFB	16,781
3 VA MED CTR	3,719
4 BLACK HILLS NATIONAL FOREST	2,508
5 VA MED CTR	2,335

TYPE OF PRODUCT OR SERVICE	SMALL BUSINESS (000)	LARGE BUSINESS (000)	STATE & LOCAL GOV'T (000)	NON- PROFIT & OTHER (000)	TOTAL (000)
R & D	1,469	0	114	30	1,613
Construction	21,985	5,259	0	0	27,244
Supplies & Equipment	13,654	18,022	0	73	31,749
Services	14,834	14,249	13,292	3,107	45,482
TOTAL	51,942	37,530	13,406	3,210	106,088

TOP CONTRACTORS PERFORMING IN THIS STATE			
CIVILIAN AGENCIES CONTRACTORS	DOLLARS (000)	DEPARTMENT OF DEFENSE CONTRACTORS	DOLLARS (000)
1. TGS TECHNOLOGY INC	8,182	1. RAVEN INDUSTRIES INC	2,739
2. AMERICAN FOODS GROUP INC	4,217	2. TECHNICAL ORDNANCE INC	2,502
3. UNIGATE INC	3,465	3. FARMERS UNION COOP OIL CO	2,009
4. EARTH OBSERVATION SATELLITE CO	2,874	4. DUNN & SONS MAINTENANCE CORP	1,718
5. ROSEBUD SIOUX TRIBE	2,631	5. GEORGIA STEEL FABRICATORS INC	1,524
6. CHEYENNE RIVER SIOUX TRIBE	2,578	6. MONTANA-DAKOTA UTILITIES CO	1,377
7. HORIZONS INC	2,139	7. BLACK HILLS WORK SP TRAINING CTR	1,241
8. BLATTNER D H & SONS INC	2,098	8. MG OIL INC	1,240
9. SCULL CONSTRUCTION SERVICE	1,946	9. FILTERS COMPANY INC	997
10. PIERRE INDIAN SCHOOL	1,875	10. KELLEYS FLOORING	941

FEDERAL PROCUREMENT DATA SYSTEM
FEDERAL PROCUREMENT DOLLARS FOR TENNESSEE
 Fiscal Year 1990 to Date

Population 4,802,823
 Per Capita Procurement 671

Total Procurement By Place of Performance 3,224,753
 Rank Per Capita 19 Last Year 16

TOP FIVE COUNTIES					
NAME OF COUNTY	CIVILIAN AGENCIES		DEPARTMENT OF DEFENSE		TOTAL (000)
	SMALL DIS-ADVANTAGED (000)	OTHER (000)	SMALL DIS-ADVANTAGED (000)	OTHER (000)	
1. ANDERSON	44,225	1,355,127	6,833	7,913	1,414,098
2. SHELBY	2,678	25,286	10,569	358,838	397,371
3. COFFEE	172	26,342	793	352,102	379,409
4. HAMILTON	1,129	147,374	0	5,826	154,329
5. CLAIBORNE	0	125,119	208	1,055	126,382
TOP FIVE AGENCIES WITH PLACE OF PERFORMANCE IN THIS STATE (000)					
1. DEPARTMENT OF ENERGY					1,469,416
2. DEPARTMENT OF DEFENSE					1,138,861
3. TENNESSEE VALLEY AUTHORITY					395,985
4. DEPARTMENT OF VETERANS AFFAIRS					87,770
5. DEPARTMENT OF THE TREASURY					36,806
TOP FIVE CONTRACTING OFFICES LOCATED IN THIS STATE (000)					
1 DEPARTMENT OF ENERGY					2,487,679
2 TENNESSEE VALLEY AUTHORITY					1,983,773
3 AEDC/PKO OPER CONTRACT DIV					224,445
4 USA ENGINEER DISTRICT MEMPHIS					50,016
5 USA ENGINEER DISTRICT NASHVILLE					34,966
TYPE OF PRODUCT OR SERVICE	SMALL BUSINESS (000)	LARGE BUSINESS (000)	STATE & LOCAL GOV'T (000)	NON-PROFIT & OTHER (000)	TOTAL (000)
R & D	19,499	130,701	2,044	14,886	167,130
Construction	75,684	225,688	0	733	302,105
Supplies & Equipment	348,733	288,803	0	7,915	645,451
Services	152,420	1,900,093	1,161	56,393	2,110,067
TOTAL	596,336	2,345,285	3,205	79,927	3,224,753
TOP CONTRACTORS PERFORMING IN THIS STATE					
CIVILIAN AGENCIES CONTRACTORS	DOLLARS (000)	DEPARTMENT OF DEFENSE CONTRACTORS		DOLLARS (000)	
1. MARTIN MARIETTA CORPORATION	1,228,615	1. FEDERAL EXPRESS CORPORATION	140,229		
2. KOPPER GLO FUEL INC	114,131	2. FED EX PAN AM NORTHWEST ET AL	113,276		
3. NUCLEAR FUEL SERVICES INC	71,655	3. SCHNEIDER HOLDINGS INC	110,819		
4. ION ELECTRONICS SYS	47,500	4. MARTIN MARIETTA CORPORATION	105,690		
5. WHEELABRATOR TECHNOLOGIES INC	46,284	5. EBASCO CONSTRUCTORS & GUST	85,594		
6. OAK RIDGE ASSOD UNIVERSITIES	44,680	6. EASTMAN KODAK COMPANY	74,235		
7. BALE OF KENTUCKY INC	43,625	7. ARVIN INDUSTRIES INC	61,177		
8. SOUTHERN TESTING SERVICES INC	36,665	8. SVERDRUP CORPORATION	53,983		
9. STONE & WEBSTER ENGR CORP	35,281	9. ASTRA HOLDINGS CORPORATION	25,777		
10. ASTRA HOLDINGS CORPORATION	33,452	10. TENNIER INDUSTRIES INC	23,340		

FEDERAL PROCUREMENT DATA SYSTEM
FEDERAL PROCUREMENT DOLLARS FOR TEXAS
 Fiscal Year 1990 to Date

Population 16,681,679
 Per Capita Procurement 654

Total Procurement By Place of Performance 10,919,953
 Rank Per Capita 20 Last Year 18

TOP FIVE COUNTIES					
NAME OF COUNTY	CIVILIAN AGENCIES		DEPARTMENT OF DEFENSE		TOTAL (000)
	SMALL DIS- ADVANTAGED (000)	OTHER (000)	SMALL DIS- ADVANTAGED (000)	OTHER (000)	
1. TARRANT	746	22,660	10,944	3,406,422	3,440,772
2. FORT BEND	34,190	1,242,120	27,777	381,041	1,685,128
3. COLLIN	2,445	67,976	6,348	1,127,522	1,204,291
4. DALLAS	218	30,718	2,309	912,546	945,791
5. BEXAR	3,797	48,325	69,709	423,108	544,939

TOP FIVE AGENCIES WITH PLACE OF PERFORMANCE IN THIS STATE (000)	
1. DEPARTMENT OF DEFENSE	8,825,869
2. NATIONAL AERONAUTICS AND SPACE ADMINISTRATION	1,224,507
3. DEPARTMENT OF ENERGY	415,062
4. GENERAL SERVICES ADMINISTRATION	73,918
5. DEPARTMENT OF TRANSPORTATION	64,735

TOP FIVE CONTRACTING OFFICES LOCATED IN THIS STATE (000)	
1 NATIONAL AERONAUTICS & SPACE ADMINISTRATION	2,709,060
2 SA-ALC/SFK (AERO FUELS CNTRCT DIV)	723,987
3 SA-ALC/SWK (SPCL WPNS CNTRCT DIV)	288,504
4 3303 CONTRACTING SQD	207,463
5 SA-ALC/LPK (PROPUL CNTRCT DIV)	187,710

TYPE OF PRODUCT OR SERVICE	SMALL BUSINESS (000)	LARGE BUSINESS (000)	STATE & LOCAL GOV'T (000)	NON- PROFIT & OTHER (000)	TOTAL (000)
R & D	41,630	742,494	11,906	275,390	1,071,420
Construction	221,536	205,458	0	289	427,283
Supplies & Equipment	836,517	4,126,253	0	1,504,399	6,467,169
Services	352,928	2,305,904	19,105	276,144	2,954,081
TOTAL	1,452,611	7,380,109	31,011	2,056,222	10,919,953

TOP CONTRACTORS PERFORMING IN THIS STATE			
CIVILIAN AGENCIES CONTRACTORS	DOLLARS (000)	DEPARTMENT OF DEFENSE CONTRACTORS	DOLLARS (000)
1. ROCKWELL INTERNATIONAL CORP	309,747	1. GENERAL DYNAMICS CORPORATION	2,941,178
2. LOCKHEED CORPORATION	224,933	2. LTV CORPORATION	681,109
3. MASON COMPANY THE DE	210,298	3. TEXAS INSTRUMENTS INC	675,289
4. UNIVERSITIES RESEARCH ASSN	169,575	4. TEXTRON INC	257,014
5. FORD MOTOR COMPANY	103,710	5. ROCKWELL INTERNATIONAL CORP	232,968
6. INTERNATIONAL BUS MCHS CORP	74,418	6. COASTAL CORPORATION	202,712
7. COMPUTER SCIENCES CORP	56,201	7. SHELL OIL COMPANY	202,484
8. CAE-LINK CORPORATION	53,037	8. ENGINEERING RESEARCH ASSOC	166,116
9. BOEING COMPANY THE	44,601	9. DYNACORP	118,477
10. TEXAS EDUCATIONAL FOUNDATION	38,730	10. CRS SIRRINE METCALF & EDDY JV	111,639

FEDERAL PROCUREMENT DATA SYSTEM
FEDERAL PROCUREMENT DOLLARS FOR UTAH
 Fiscal Year 1990 to Date

Population 1,665,437
 Per Capita Procurement 913

Total Procurement By Place of Performance 1,520,771
 Rank Per Capita 12 Last Year 15

TOP FIVE COUNTIES					
NAME OF COUNTY	CIVILIAN AGENCIES		DEPARTMENT OF DEFENSE		TOTAL (000)
	SMALL DIS-ADVANTAGED (000)	OTHER (000)	SMALL DIS-ADVANTAGED (000)	OTHER (000)	
1. BOX ELDER	93	498,415	0	159,801	658,309
2. SALT LAKE	1,336	43,367	9,364	326,767	380,834
3. DAVIS	133	29,482	27,831	85,788	143,234
4. TOOELE	0	1,009	6,016	109,527	116,552
5. WEBER	137	4,842	1,867	63,882	70,728

TOP FIVE AGENCIES WITH PLACE OF PERFORMANCE IN THIS STATE (000)	
1. DEPARTMENT OF DEFENSE	883,014
2. NATIONAL AERONAUTICS AND SPACE ADMINISTRATION	507,297
3. DEPARTMENT OF THE INTERIOR	52,131
4. DEPARTMENT OF LABOR	29,050
5. DEPARTMENT OF TRANSPORTATION	14,010

TOP FIVE CONTRACTING OFFICES LOCATED IN THIS STATE (000)	
1 OGDEN ALC/PMK (OP CONTRACTING)	753,772
2 OGDEN ALC/LIK (COMMODITIES)	542,951
3 DEPT OF INTERIOR/BUREAU OF RECLAMATION	106,806
4 TOOELE ARMY DEPOT SDSTE-CD	92,171
5 OGDEN ALC/LAK (AIRCRAFT)	81,137

TYPE OF PRODUCT OR SERVICE	SMALL BUSINESS (000)	LARGE BUSINESS (000)	STATE & LOCAL GOV'T (000)	NON-PROFIT & OTHER (000)	TOTAL (000)
R & D	10,778	550,688	4,245	48,485	614,196
Construction	50,493	59,882	0	0	110,375
Supplies & Equipment	157,563	480,466	0	23,795	661,824
Services	40,901	79,222	4,292	9,961	134,376
TOTAL	259,735	1,170,258	8,537	82,241	1,520,771

TOP CONTRACTORS PERFORMING IN THIS STATE			
CIVILIAN AGENCIES CONTRACTORS	DOLLARS (000)	DEPARTMENT OF DEFENSE CONTRACTORS	DOLLARS (000)
1. THIOKOL CORPORATION	497,516	1. THIOKOL CORPORATION	154,925
2. MANAGEMENT AND TRAINING CORP	28,645	2. HERCULES INCORPORATED	110,741
3. GRANITE CONSTRUCTION COMPANY	20,708	3. AMOCO CORPORATION	75,133
4. MORRISON KNUDSEN CORPORATION	14,000	4. FACILITIES SYSTEMS ENGINEERING	74,134
5. J T P RADIATION INC	9,761	5. UNISYS CORPORATION	71,969
6. HERCULES INC	6,945	6. UTAH STATE UNIVERSITY	44,562
7. ASSOCIATED WESTERN UNIVERSITIE	3,928	7. WILLIAMS INTERNATIONAL CORP	31,641
8. WEEMINUCHE CONST AUTHORITY	3,146	8. FLAMECO ENGINEERING INC	21,879
9. UTAH STATE UNIVERSITY	3,115	9. LITTON INDUSTRIES INC	16,436
10. QUALTEC INC	3,001	10. CRYSEN CORPORATION	16,172

FEDERAL PROCUREMENT DATA SYSTEM
FEDERAL PROCUREMENT DOLLARS FOR VERMONT
 Fiscal Year 1990 to Date

Population 540,899
 Per Capita Procurement 172

Total Procurement By Place of Performance 93,458
 Rank Per Capita 47 Last Year 31

TOP FIVE COUNTIES					
NAME OF COUNTY	CIVILIAN AGENCIES		DEPARTMENT OF DEFENSE		TOTAL (000)
	SMALL DIS- ADVANTAGED (000)	OTHER (000)	SMALL DIS- ADVANTAGED (000)	OTHER (000)	
1. CHITTENDEN	998	4,305	0	55,413	60,716
2. ADDISON	0	5,890	0	10,631	16,521
3. WINDHAM	0	2,658	0	1,059	3,717
4. FRANKLIN	0	2,494	0	474	2,968
5. RUTLAND	0	1,662	0	842	2,504

TOP FIVE AGENCIES WITH PLACE OF PERFORMANCE IN THIS STATE (000)	
1. DEPARTMENT OF DEFENSE	73,151
2. DEPARTMENT OF LABOR	5,447
3. GENERAL SERVICES ADMINISTRATION	4,591
4. DEPARTMENT OF VETERANS AFFAIRS	2,818
5. DEPARTMENT OF AGRICULTURE	2,079

TOP FIVE CONTRACTING OFFICES LOCATED IN THIS STATE (000)	
1 DEPT OF JUSTICE-IMMIGRATION & NATURAL SVC	3,625
2 VA MED/RO CENTER	2,164
3 NROTCU NORWICH UNIVERSITY	1,081
4 USP&FO FOR VERMONT	945
5 PBS/BURLINGTON FO	88

TYPE OF PRODUCT OR SERVICE	SMALL BUSINESS (000)	LARGE BUSINESS (000)	STATE & LOCAL GOV'T (000)	NON- PROFIT & OTHER (000)	TOTAL (000)
R & D	1,037	7,163	387	280	8,967
Construction	2,517	232	0	0	2,749
Supplies & Equipment	7,306	50,214	0	5,739	63,259
Services	6,822	6,892	105	4,764	18,583
TOTAL	17,682	64,501	492	10,783	93,458

TOP CONTRACTORS PERFORMING IN THIS STATE			
CIVILIAN AGENCIES CONTRACTORS	DOLLARS (000)	DEPARTMENT OF DEFENSE CONTRACTORS	DOLLARS (000)
1. MINACT INC	5,537	1. GENERAL ELECTRIC COMPANY	48,217
2. LUCILLE FARM PRODUCTS INC	1,982	2. HERCULES INCORPORATED	10,552
3. GEORGIA PACIFIC CORP.	1,888	3. ARROWSMITH SHELBURNE	2,865
4. PLUESS-STAUFER INDUSTRIES INC	1,385	4. NORWICH UNIVERSITY	2,008
5. ASSOCIATES IN RURAL DEV	1,185	5. FARIBANK SCALES	987
6. PROMIS INFORMATION SYSTEMS, IN	998	6. WOODLAN TOOL & MACHINE CO INC	867
7. TRINITY COLLEGE	868	7. CATAMOUNT GLOVE CORP	758
8. NECCO INC	829	8. EDLUND COMPANY INC	741
9. WHITNEY BLAKE COMPANY OF VT	555	9. UNIVERSITY OF VERMONT	687
10. GREEN MOUNTAIN POWER CORP	421	10. BLODGETT G S CO INC THE	471

FEDERAL PROCUREMENT DATA SYSTEM
FEDERAL PROCUREMENT DOLLARS FOR VIRGINIA
 Fiscal Year 1990 to Date

Population 5,787,115
 Per Capita Procurement 1,741

Total Procurement By Place of Performance 10,075,919
 Rank Per Capita 3 Last Year 7

TOP FIVE COUNTIES					
NAME OF COUNTY	CIVILIAN AGENCIES		DEPARTMENT OF DEFENSE		TOTAL (000)
	SMALL DIS-ADVANTAGED (000)	OTHER (000)	SMALL DIS-ADVANTAGED (000)	OTHER (000)	
1. NEWPORT NEWS (CITY)	222	92,882	5,112	2,390,125	2,488,341
2. FAIRFAX	78,903	581,185	104,199	1,475,132	2,239,419
3. ARLINGTON	73,000	137,098	110,487	517,896	838,481
4. LYNCHBURG (CITY)	0	630,145	0	17,669	647,814
5. ALEXANDRIA (CITY)	47,942	100,238	64,217	368,693	581,090
TOP FIVE AGENCIES WITH PLACE OF PERFORMANCE IN THIS STATE (000)					
1. DEPARTMENT OF DEFENSE					7,831,697
2. DEPARTMENT OF ENERGY					777,581
3. NATIONAL AERONAUTICS AND SPACE ADMINISTRATION					353,462
4. DEPARTMENT OF TRANSPORTATION					203,803
5. DEPARTMENT OF THE TREASURY					139,094
TOP FIVE CONTRACTING OFFICES LOCATED IN THIS STATE (000)					
1 DEF FUEL SUPPLY CTR ALEXANDRIA ATTN DFSC					5,096,148
2 DEF GENERAL SUPPLY CTR RICHMOND ATTN DGSC					347,300
3 INFO SYS SELECTION & ACQUIS AGCY					346,476
4 DARPA CONTRACT MANAGEMENT OFFICE					336,429
5 NATIONAL AERONAUTICS & SPACE ADMINISTRATION					314,995
TYPE OF PRODUCT OR SERVICE	SMALL BUSINESS (000)	LARGE BUSINESS (000)	STATE & LOCAL GOV'T (000)	NON-PROFIT & OTHER (000)	TOTAL (000)
R & D	303,513	576,822	7,895	191,596	1,079,826
Construction	261,064	170,102	0	7,090	438,256
Supplies & Equipment	378,771	2,785,203	228	21,880	3,186,082
Services	1,415,864	3,824,295	4,541	127,055	5,371,755
TOTAL	2,359,212	7,356,422	12,664	347,621	10,075,919
TOP CONTRACTORS PERFORMING IN THIS STATE					
CIVILIAN AGENCIES CONTRACTORS	DOLLARS (000)	DEPARTMENT OF DEFENSE CONTRACTORS		DOLLARS (000)	
1. MC DERMOTT INTERNATIONAL INC	627,664	1. TENNECO INC	2,359,705		
2. SOUTHEASTERN UNIV RESCH ASSN	81,475	2. INTERNATIONAL BUS MCHS CORP	442,499		
3. GRUMMAN CORPORATION	81,316	3. UNISYS CORPORATION	214,023		
4. BLACK & DECKER CORPORATION	73,479	4. GENERAL MOTORS CORPORATION	213,645		
5. MITRE CORPORATION	69,106	5. HERCULES INCORPORATED	209,520		
6. BOEING COMPANY THE	49,525	6. WORLD ROSEN KEY AMER ETAL JV	160,263		
7. UNISYS CORPORATION	44,338	7. NORFOLK SHPBLDING DRYDOCK CORP	111,090		
8. COMPUTER SCIENCES CORPORATION	42,632	8. HONEYWELL INC	105,625		
9. SCIENCE APPLICATIONS INTL CORP	30,398	9. SCIENCE APPLICATIONS INTL CORP	104,906		
10. SICPA NORTH AMERICA LTD	24,984	10. ITT CORPORATION	97,319		

FEDERAL PROCUREMENT DATA SYSTEM
FEDERAL PROCUREMENT DOLLARS FOR WASHINGTON
 Fiscal Year 1990 to Date

Population 4,462,685
 Per Capita Procurement 865

Total Procurement By Place of Performance 3,862,756
 Rank Per Capita 13 Last Year 14

TOP FIVE COUNTIES					
NAME OF COUNTY	CIVILIAN AGENCIES		DEPARTMENT OF DEFENSE		TOTAL (000)
	SMALL DIS- ADVANTAGED (000)	OTHER (000)	SMALL DIS- ADVANTAGED (000)	OTHER (000)	
1. KING	6,571	182,313	6,801	1,478,170	1,673,855
2. BENTON	1,684	1,098,326	62	7,656	1,107,728
3. WHATCOM	9,002	1,991	157	396,478	407,628
4. PIERCE	444	6,741	22,426	99,802	129,413
5. KITSAP	8	2,141	9,580	112,304	124,033

TOP FIVE AGENCIES WITH PLACE OF PERFORMANCE IN THIS STATE (000)	
1. DEPARTMENT OF DEFENSE	2,432,430
2. DEPARTMENT OF ENERGY	1,099,643
3. DEPARTMENT OF TRANSPORTATION	117,232
4. NATIONAL AERONAUTICS AND SPACE ADMINISTRATION	62,541
5. DEPARTMENT OF VETERANS AFFAIRS	34,428

TOP FIVE CONTRACTING OFFICES LOCATED IN THIS STATE (000)	
1 DEPARTMENT OF ENERGY	1,124,910
2 NAVAL SUPPLY CENTER PUGET SOUND	117,771
3 COMMANDING OFFICER (FCP)	92,037
4 USA ENGINEER DISTRICT SEATTLE	55,638
5 DIRECTORATE OF CONTRACTING ATTN:AFZH-D	45,952

TYPE OF PRODUCT OR SERVICE	SMALL BUSINESS (000)	LARGE BUSINESS (000)	STATE & LOCAL GOV'T (000)	NON- PROFIT & OTHER (000)	TOTAL (000)
R & D	11,167	799,223	5,884	46,723	862,997
Construction	124,126	73,489	0	0	197,615
Supplies & Equipment	132,743	1,008,081	0	41,433	1,182,257
Services	124,639	1,460,315	8,140	26,793	1,619,887
TOTAL	392,675	3,341,108	14,024	114,949	3,862,756

TOP CONTRACTORS PERFORMING IN THIS STATE			
CIVILIAN AGENCIES CONTRACTORS	DOLLARS (000)	DEPARTMENT OF DEFENSE CONTRACTORS	DOLLARS (000)
1. WESTINGHOUSE ELECTRIC CORP	804,603	1. BOEING COMPANY THE	1,244,888
2. BATTELLE MEMORIAL INSTITUTE	277,440	2. ATLANTIC RICHFIELD COMPANY	389,915
3. TODD SHIPYARDS CORPORATION	95,910	3. ALUMINUM COMPANY OF AMERICA	100,400
4. STODDARD HAMILTON AIRCRAFT	32,576	4. HONEYWELL INC	55,210
5. BOEING COMPANY THE	19,866	5. HEWLETT-PACKARD COMPANY	28,136
6. CDK CONTRACTING COMPANY	11,876	6. WASHINGTON UNIVERSITY OF	27,526
7. MARITIME CONTRACTORS INC	9,682	7. FLUKE JOHN MFG CO INC	18,800
8. WASHINGTON UNIVERSITY OF	8,938	8. TODD SHIPYARDS CORPORATION	16,407
9. MANAGEMENT AND TRAINING CORP	6,010	9. SCIENCE APPLICATIONS INTL CORP	15,211
10. INTERMETRICS INC	4,925	10. TIME OIL CO	15,062

FEDERAL PROCUREMENT DATA SYSTEM
FEDERAL PROCUREMENT DOLLARS FOR WEST VIRGINIA
 Fiscal Year 1990 to Date

Population 1,918,995
 Per Capita Procurement 154

Total Procurement By Place of Performance 296,876
 Rank Per Capita 49 Last Year 49

TOP FIVE COUNTIES					
NAME OF COUNTY	CIVILIAN AGENCIES		DEPARTMENT OF DEFENSE		TOTAL (000)
	SMALL DIS-ADVANTAGED (000)	OTHER (000)	SMALL DIS-ADVANTAGED (000)	OTHER (000)	
1. PLEASANTS	0	13	76,943	0	76,956
2. MASON	0	143	0	49,996	50,139
3. MINERAL	0	56	0	33,540	33,596
4. MONONGALIA	442	26,985	1,992	893	30,312
5. KANAWHA	85	10,237	169	5,170	15,661
TOP FIVE AGENCIES WITH PLACE OF PERFORMANCE IN THIS STATE (000)					
1. DEPARTMENT OF DEFENSE					222,976
2. DEPARTMENT OF ENERGY					26,623
3. DEPARTMENT OF VETERANS AFFAIRS					12,543
4. DEPARTMENT OF LABOR					6,460
5. GENERAL SERVICES ADMINISTRATION					6,450
TOP FIVE CONTRACTING OFFICES LOCATED IN THIS STATE (000)					
1 DEPARTMENT OF ENERGY					113,187
2 USA ENGINEER DISTR HUNTINGTON					77,717
3 USP&FO FOR WEST VIRGINIA					10,003
4 VA MED CTR					6,573
5 VA MED CTR					5,155
TYPE OF PRODUCT OR SERVICE	SMALL BUSINESS (000)	LARGE BUSINESS (000)	STATE & LOCAL GOV'T (000)	NON-PROFIT & OTHER (000)	TOTAL (000)
R & D	668	27,591	1,803	2,003	32,065
Construction	29,230	65,732	0	0	94,962
Supplies & Equipment	97,482	15,327	0	484	113,293
Services	16,316	32,096	1,264	6,880	56,556
TOTAL	143,696	140,746	3,067	9,367	296,876
TOP CONTRACTORS PERFORMING IN THIS STATE					
CIVILIAN AGENCIES CONTRACTORS	DOLLARS (000)	DEPARTMENT OF DEFENSE CONTRACTORS	DOLLARS (000)		
1. EG&G INC	16,399	1. PHOENIX PETROLEUM COMPANY	76,943		
2. PEVARNIK BROTHERS INC	4,863	2. GROVES S J & SONS COMPANY	44,000		
3. ALVAREZ CONTRACTORS INC	2,985	3. HERCULES INCORPORATED	33,445		
4. COUNCIL AFL-CIO APPALACHIAN	2,823	4. NEWBERG GUST K CNSTR CO	11,200		
5. WEST VIRGINIA UNIVERSITY	2,410	5. OHM CORPORATION	4,942		
6. APPALACHIA EDUCATIONAL LAB	1,892	6. WIRT INFLATABLE SPECIALISTS	4,431		
7. COSTAIN COAL SALES CO	1,524	7. MILLER W HARLEY CONT	3,213		
8. SCM ALLIED EGRY BUS SYSTEMS IN	1,472	8. LEETH CONSTRUCTION LTD	3,145		
9. MANAGEMENT AND TRAINING CORP	1,464	9. TECHNOLOGY WORLD INC	2,501		
10. TRI-STATE ENGRG MGT CONSULTANT	1,147	10. J F ALLEN COMPANY	2,114		

FEDERAL PROCUREMENT DATA SYSTEM
FEDERAL PROCUREMENT DOLLARS FOR WISCONSIN
 Fiscal Year 1990 to Date

Population 4,784,627
 Per Capita Procurement 247

Total Procurement By Place of Performance 1,182,747
 Rank Per Capita 38 Last Year 38

TOP FIVE COUNTIES					
NAME OF COUNTY	CIVILIAN AGENCIES		DEPARTMENT OF DEFENSE		TOTAL (000)
	SMALL DIS- ADVANTAGED (000)	OTHER (000)	SMALL DIS- ADVANTAGED (000)	OTHER (000)	
1. WINNEBAGO	0	3,749	0	268,571	272,320
2. DOOR	0	2,176	0	215,311	217,487
3. MILWAUKEE	751	75,204	1,652	70,920	148,527
4. DANE	0	36,752	96	66,645	103,493
5. BROWN	0	60,140	0	10,149	70,289

TOP FIVE AGENCIES WITH PLACE OF PERFORMANCE IN THIS STATE (000)	
1. DEPARTMENT OF DEFENSE	910,891
2. DEPARTMENT OF AGRICULTURE	82,998
3. DEPARTMENT OF VETERANS AFFAIRS	71,969
4. NATIONAL AERONAUTICS AND SPACE ADMINISTRATION	33,080
5. DEPARTMENT OF JUSTICE	22,131

TOP FIVE CONTRACTING OFFICES LOCATED IN THIS STATE (000)	
1 CLEMENT J ZABLOCKI VA MED CTR	18,112
2 CONTRACTING DIVISION CAMP MCCOY	9,301
3 VA MED CTR	4,335
4 DEPARTMENT OF AGRICULTURE, FOREST SERVICE	3,790
5 USP&FO FOR WISCONSIN	3,142

TYPE OF PRODUCT OR SERVICE	SMALL BUSINESS (000)	LARGE BUSINESS (000)	STATE & LOCAL GOV'T (000)	NON- PROFIT & OTHER (000)	TOTAL (000)
R & D	2,588	38,246	14,082	4,473	59,389
Construction	37,781	17,242	68	0	55,091
Supplies & Equipment	350,900	570,700	582	16,572	938,754
Services	17,805	89,265	16,238	6,205	129,513
TOTAL	409,074	715,453	30,970	27,250	1,182,747

TOP CONTRACTORS PERFORMING IN THIS STATE			
CIVILIAN AGENCIES CONTRACTORS	DOLLARS (000)	DEPARTMENT OF DEFENSE CONTRACTORS	DOLLARS (000)
1. GENERAL ELECTRIC COMPANY	27,826	1. OSHKOSH TRUCK CORPORATION	259,022
2. ARCHER DANIELS MIDLAND COMPANY	27,637	2. PETERSON BUILDERS INC	211,643
3. CRAY RESEARCH INC	25,309	3. TRAK INTERNATIONAL INC	46,307
4. DEAN FOODS COMPANY	24,601	4. ASTRA HOLDINGS CORPORATION	42,436
5. KRUEGER INTERNATIONAL INC	16,516	5. WISCONSIN PHYSICIANS SVC INSUR	36,919
6. UNIVERSITY OF WISCONSIN SYSTEM	15,302	6. ASTRONAUTICS CORP AMERICA	22,302
7. M A MORTENSON COMPANIES	12,820	7. GENERAL ELECTRIC COMPANY	21,830
8. CAL WESTERN PACKAGING CORP	9,016	8. RAYOVAC CORPORATION	19,852
9. FIRE SECURITY SYSTEMS INC	8,649	9. NETTER INTERNATIONAL LTD	19,545
10. FORT HOWARD CORPORATION	8,594	10. PIERCE MANUFACTURING INC	11,235

FEDERAL PROCUREMENT DATA SYSTEM
FEDERAL PROCUREMENT DOLLARS FOR WYOMING
 Fiscal Year 1990 to Date

Population 507,341
 Per Capita Procurement 273

Total Procurement By Place of Performance 138,798
 Rank Per Capita 36 Last Year 39

TOP FIVE COUNTIES					
NAME OF COUNTY	CIVILIAN AGENCIES		DEPARTMENT OF DEFENSE		TOTAL (000)
	SMALL DIS- ADVANTAGED (000)	OTHER (000)	SMALL DIS- ADVANTAGED (000)	OTHER (000)	
1. LARAMIE	99	2,831	2,420	23,749	29,099
2. NATRONA	21	18,219	0	10,336	28,576
3. WESTON	0	24	0	25,067	25,091
4. PARK	114	16,830	-117	197	17,024
5. TETON	0	13,293	0	100	13,393
TOP FIVE AGENCIES WITH PLACE OF PERFORMANCE IN THIS STATE (000)					
1. DEPARTMENT OF DEFENSE					63,340
2. DEPARTMENT OF ENERGY					27,420
3. DEPARTMENT OF THE INTERIOR					25,443
4. DEPARTMENT OF AGRICULTURE					11,544
5. DEPARTMENT OF TRANSPORTATION					4,511
TOP FIVE CONTRACTING OFFICES LOCATED IN THIS STATE (000)					
1 CINCSAC/LGC F E WARREN AFB					13,839
2 VA MED/RO CENTER					2,260
3 VA MED CTR					1,954
4 YELLOWSTONE NATIONAL PARK					1,013
5 WYOMING STATE OFC/BUREAU OF LAND MGMT					570
TYPE OF PRODUCT OR SERVICE	SMALL BUSINESS (000)	LARGE BUSINESS (000)	STATE & LOCAL GOV'T (000)	NON- PROFIT & OTHER (000)	TOTAL (000)
R & D	50	0	54	3,395	3,499
Construction	47,939	6,825	1	0	54,765
Supplies & Equipment	38,452	11,174	0	0	49,626
Services	9,603	18,367	1,457	1,481	30,908
TOTAL	96,044	36,366	1,512	4,876	138,798
TOP CONTRACTORS PERFORMING IN THIS STATE					
CIVILIAN AGENCIES CONTRACTORS	DOLLARS (000)	DEPARTMENT OF DEFENSE CONTRACTORS		DOLLARS (000)	
1. JOHN BROWN E & C INC	14,280	1. HERMES CONSOLIDATED INC		25,067	
2. US ELECTRIC INC	9,795	2. FRONTIER OIL CORPORATION		10,441	
3. S E INCORPORATED	6,164	3. SINCLAIR OIL CORP		10,092	
4. ASI-MOLTZ-TEZAK	6,098	4. BOWMAN JOHN INC		2,931	
5. BLATTNER D H & SONS INC	4,996	5. GROWLING BEAR COMPANY		1,172	
6. UNIVERSITY OF WYOMING	2,974	6. COUGHLIN CONSTRUCTION COMPANY		875	
7. BURGGRAF CONSTRUCTION COMPANY	2,763	7. RURAL ELECTRIC CO		766	
8. SWANK ENTERPRISES	1,896	8. KAY AND ASSOCIATES INC		684	
9. L M OLSON INC	1,876	9. KIEWIT PETER SONS DE CORP		609	
10. MIKE J THIEL INC	1,876	10. GRID CONSTRUCTION INC		527	

SECTION III
AGENCY VIEWS

FEDERAL PROCUREMENT DATA SYSTEM
TOTAL FEDERAL SNAPSHOT REPORT - SF281
 Actions Reported in Summary on SF281
 Fiscal Year 1990 Through Fourth Quarter

PART I - PRIME CONTRACTS							
	PROCUREMENT METHODS	Number of Actions (a)	NET DOLLAR AMOUNTS (000)				
			Small Business Concerns (b)	Large Business Concerns (c)	Domestic Outside U.S./ Foreign (d)	Other Entities (e)	Total Dollars (f)
NEW AWARDS AND MODIFICATIONS	1. Tariff or Regulated Acquisitions	539,277				337,775	
	2. Contracts for Foreign Government or International Organization	51,681				95,653	
	3. Small Purchases	10,443,679	6,833,559	2,170,402	419,557	149,533	9,573,051
	4. Delivery Orders - GSA Schedules Only	1,131,632	881,000	1,222,915	37,266	13,877	2,155,058
	5. Delivery Orders- Other Federal Schedules	654,510	204,300	637,013	12,224	23,949	877,486
	6. Delivery Orders - All Other	2,970,374	915,863	1,956,040	425,157	71,310	3,368,170
	7. Other Procurement Methods	3,709,104	1,417,881	1,849,402	158,141	64,773	3,490,197
	8. TOTAL NEW AWARDS AND MODIFICATIONS	19,500,257	10,252,403	7,835,772	1,052,345	323,442	19,897,390
COMPETITION	9. Competed	8,308,088	6,538,407	3,466,832	697,272	91,440	10,793,199
	10. Not Competed	2,238,304	1,187,197	944,556	54,905	96,019	2,286,042
	11. Not Available for Competition	8,954,050	2,526,889	3,424,771	300,168	135,976	6,818,619
MODIFICATIONS	12. TOTAL MODIFICATIONS (Excluding Line 3)	461,897					690,485

PART II - SELECTED SOCIOECONOMIC STATISTICS (Includes both new awards and modifications)					
PREFERENCE PROGRAMS			TYPE OF CONTRACTOR		
CATEGORY	Number of Actions (a)	Total net Dollars (b)	CATEGORY	Number of Actions (a)	Total net Dollars (b)
13. Small Business - Small Purchase Set-Aside	6,589,631	5,253,627	18. Small Disadvantaged Business	459,539	402,058
14. Small Business Set-Aside	814,632	887,313	19. Woman-Owned Small Business	527,506	480,982
15. Labor Surplus Area Set-Aside	146,565	127,867	20. Sheltered Workshop	8,811	15,401
16. Combined Labor Surplus/ Small Business Set-Aside	149,164	101,370			
17. 8(a) Awards	58,033	63,035			

TOTAL FEDERAL SNAPSHOT REPORT - SF279
 Actions Reported Individually on SF279
 Fiscal Year 1990 Through Fourth Quarter

	Actions	Dollars (000)
TOTAL	368,372	171,300,890
CICA APPLICABILITY		
Pre-CICA	14,148	23,380,199
CICA Awards	330,267	140,021,210
Small Purchases	15,723	98,890
Subject to Statute other than CICA	3,101	322,235
KIND OF CONTRACT ACTION		
Initial Letter Contract	1,224	2,272,627
Def. Contract Superseding Letter	772	2,439,084
New Definitive Contract	84,596	42,216,755
Small Purchase Procedure	15,238	97,107
Order Under IDC	103,401	14,753,174
Order Under BOA	14,919	4,752,787
Order /Mod Under GSA Schedule	32,922	2,137,724
Order/Mod Under VA Schedule	3,438	155,796
Modifications	127,224	104,758,554
Termination for Default	869	-306,327
Termination for Convenience	2,149	-627,616
SYNOPSIS OF PROCUREMENT PRIOR TO AWARD		
Synopsized Prior to Award	232,533	124,045,620
Not Synopsized Due to Urgency	10,625	3,437,485
Not Synopsized for Other Reason	120,081	36,339,429

FEDERAL PROCUREMENT DATA SYSTEM
TOTAL FEDERAL SNAPSHOT REPORT - SF279
 Actions Reported Individually on SF279
 Fiscal Year 1990 Through Fourth Quarter

SOLICITATION PROCEDURE	Actions	Dollars (000)
Full and Open Competition - Sealed Bid	49,084	12,333,338
Full and Open Competition - Comp Proposal	105,312	50,636,871
Full and Open Competition - Combination	947	841,128
Architect Engineer	9,913	1,176,801
Basic Research	3,822	869,197
Multiple Award Schedule	13,191	1,618,654
Alternate Source/Reduced Cost	68	133,216
Alternate Source/Mobilization	336	2,903,394
Alternate Source/Eng R & D	33	38,470
Set-aside	45,748	6,906,374
Other than Full and Open Competition	101,816	62,464,012
FULL AND OPEN COMPETITION WITH ONLY ONE BIDDER/OFFERER	25,324	7,335,800
AUTHORITY FOR OTHER THAN FULL AND OPEN COMPETITION		
Only One Source	45,777	42,317,123
- Follow-on Contract	2,752	7,501,163
- Utilities (Regulated & Telecommunications)	4,079	808,114
Unusual & Compelling Urgency	11,683	3,855,863
Mobilization/Essential R&D	4,342	9,138,120
International Agreement	29	25,972
Authorized by Statute	31,358	4,159,734
Authorized Resale	5,593	724,582
National Security	2,997	2,222,684
Public Interest	37	19,924
EXTENT COMPETED		
Competed	280,627	99,418,915
Not Available for Competition	51,901	12,901,535
Follow-on to Competed Action	7,005	13,183,587
Not Competed	43,706	38,318,497
TYPE OF CONTRACT		
Fixed Price	290,324	105,215,880
Cost Reimbursement	55,156	55,049,528
Time and Material	13,448	2,804,819
Labor Hour	4,311	752,307
TYPE OF CONTRACTOR		
Small Disadvantaged Business	29,305	5,690,060
Other Small Business	139,470	19,711,566
Large Business	161,211	122,310,439
Sheltered Workshops	1,537	202,381
Educational & Nonprofit	11,218	6,852,889
State & Local Government	5,271	3,079,654
Foreign Contractor	12,828	4,685,619
Domestic Contractor Performing Outside US	2,299	1,289,926
WOMAN-OWNED SMALL BUSINESS	11,517	1,477,894
PREFERENCE PROGRAMS		
Directed to Sheltered Workshop	1,452	181,994
8 (a) Program	16,071	3,359,262
Combined LSA/SB Set-aside	4,244	158,054
Small Business Set-aside	45,348	6,619,867
Labor Surplus Area Set-aside	4,115	1,953,445
Tie Bid Preference	43	5,297
Buy Indian/Self Determination Act	2,294	186,627
No Preference Program or Not Listed	289,672	151,357,988
SUBJECT TO LABOR STATUTES		
Walsh Healy Act - Manufacturer	110,184	85,586,289
Walsh Healy Act - Dealer	20,723	4,779,009
Service Contract Act	85,044	14,113,921
Davis Bacon Act	51,641	7,466,985
Not Subject to Above Acts	115,647	51,876,330
PRODUCT OR SERVICE		
Supplies & Equipment	112,684	77,191,275
ADP Equipment, Purchase and Lease	18,042	3,054,770
Research & Development	33,762	28,312,120
Construction	58,796	9,317,280
Architect & Engineering	14,189	2,257,994
Real Property, Purchase & Lease, or Maintenance	3,786	452,288
ADP Services	13,889	3,522,004
Other Services	113,222	47,193,159

FEDERAL PROCUREMENT DATA SYSTEM
EXECUTIVE OFFICE OF THE PRESIDENT
 Actions Reported in Summary on SF281
 Fiscal Year 1990 Through Fourth Quarter

PART I - PRIME CONTRACTS						
	PROCUREMENT METHODS	Number of Actions (a)	NET DOLLAR AMOUNTS (000)			
			Small Business Concerns (b)	Large Business Concerns (c)	Domestic Outside U.S./ Foreign (d)	Other Entities (e)
NEW AWARDS AND MODIFICATIONS	1. Tariff or Regulated Acquisitions	0				0
	2. Contracts for Foreign Government or International Organization	0				0
	3. Small Purchases	2,217	3,062	1,837	0	4,899
	4. Delivery Orders - GSA Schedules Only	436	790	1,013	0	1,803
	5. Delivery Orders - Other Federal Schedules	0	0	0	0	0
	6. Delivery Orders - All Other	0	0	0	0	0
	7. Other Procurement Methods	0	0	0	0	0
	8. TOTAL NEW AWARDS AND MODIFICATIONS	2,653	3,852	2,850	0	6,702
COMPETITION	9. Competed	177	684	845	0	1,529
	10. Not Competed	1,440	2,259	1,514	0	3,773
	11. Not Available for Competition	1,277	1,040	921	0	1,961
MODIFICATIONS	12. TOTAL MODIFICATIONS (Excluding Line 3)	23				0

PART II - SELECTED SOCIOECONOMIC STATISTICS (Includes both new awards and modifications)					
PREFERENCE PROGRAMS			TYPE OF CONTRACTOR		
CATEGORY	Number of Actions (a)	Total net Dollars (b)	CATEGORY	Number of Actions (a)	Total net Dollars (b)
13. Small Business - Small Purchase Set-Aside	0	0	18. Small Disadvantaged Business	0	0
14. Small Business Set-Aside	0	0	19. Woman-Owned Small Business	38	76
15. Labor Surplus Area Set-Aside	0	0	20. Sheltered Workshop	0	0
16. Combined Labor Surplus/ Small Business Set-Aside	0	0			
17. 8(a) Awards	0	0			

EXECUTIVE OFFICE OF THE PRESIDENT
 Actions Reported Individually on SF279
 Fiscal Year 1990 Through Fourth Quarter

	Actions	Dollars (000)
TOTAL	109	12,361
CICA APPLICABILITY		
Pre-CICA	1	67
CICA Awards	107	12,269
Small Purchases	1	25
Subject to Statute other than CICA	0	0
KIND OF CONTRACT ACTION		
Initial Letter Contract	1	403
Def. Contract Superseding Letter	1	46
New Definitive Contract	16	1,946
Small Purchase Procedure	1	25
Order Under IDC	2	175
Order Under BOA	0	0
Order /Mod Under GSA Schedule	35	1,969
Order/Mod Under VA Schedule	0	0
Modifications	53	7,797
Termination for Default	0	0
Termination for Convenience	0	0
SYNOPSIS OF PROCUREMENT PRIOR TO AWARD		
Synopsized Prior to Award	12	1,684
Not Synopsized Due to Urgency	6	617
Not Synopsized for Other Reason	91	10,060

FEDERAL PROCUREMENT DATA SYSTEM
EXECUTIVE OFFICE OF THE PRESIDENT
 Actions Reported Individually on SF279
 Fiscal Year 1990 Through Fourth Quarter

	Actions	Dollars (000)
SOLICITATION PROCEDURE		
Full and Open Competition - Sealed Bid	1	139
Full and Open Competition - Comp Proposal	30	4,745
Full and Open Competition - Combination	0	0
Architect Engineer	0	0
Basic Research	0	0
Multiple Award Schedule	22	1,446
Alternate Source/Reduced Cost	1	394
Alternate Source/Mobilization	0	0
Alternate Source/Eng R & D	0	0
Set-aside	1	37
Other than Full and Open Competition	52	5,508
FULL AND OPEN COMPETITION WITH ONLY ONE BIDDER/OFFERER	12	3,740
AUTHORITY FOR OTHER THAN FULL AND OPEN COMPETITION		
Only One Source	41	4,142
- Follow-on Contract	8	857
- Utilities (Regulated & Telecommunications)	0	0
Unusual & Compelling Urgency	11	1,366
Mobilization/Essential R&D	0	0
International Agreement	0	0
Authorized by Statute	0	0
Authorized Resale	0	0
National Security	0	0
Public Interest	0	0
EXTENT COMPETED		
Competed	60	7,163
Not Available for Competition	23	2,369
Follow-on to Competed Action	2	400
Not Competed	24	2,429
TYPE OF CONTRACT		
Fixed Price	85	7,350
Cost Reimbursement	10	3,823
Time and Material	0	0
Labor Hour	14	1,188
TYPE OF CONTRACTOR		
Small Disadvantaged Business	1	86
Other Small Business	45	3,601
Large Business	58	8,255
Sheltered Workshops	0	0
Educational & Nonprofit	3	244
State & Local Government	2	175
Foreign Contractor	0	0
Domestic Contractor Performing Outside US	0	0
WOMAN-OWNED SMALL BUSINESS		
PREFERENCE PROGRAMS		
Directed to Sheltered Workshop	0	0
8 (a) Program	0	0
Combined LSA/SB Set-aside	0	0
Small Business Set-aside	1	37
Labor Surplus Area Set-aside	0	0
Tie Bid Preference	0	0
Buy Indian/Self Determination Act	0	0
No Preference Program or Not Listed	108	12,324
SUBJECT TO LABOR STATUTES		
Walsh Healy Act - Manufacturer	39	3,670
Walsh Healy Act - Dealer	14	623
Service Contract Act	46	6,938
Davis Bacon Act	0	0
Not Subject to Above Acts	10	1,130
PRODUCT OR SERVICE		
Supplies & Equipment	14	621
ADP Equipment, Purchase and Lease	32	2,916
Research & Development	0	0
Construction	1	194
Architect & Engineering	0	0
Real Property, Purchase & Lease, or Maintenance	2	573
ADP Services	29	2,909
Other Services	31	5,148

**FEDERAL PROCUREMENT DATA SYSTEM
DEPARTMENT OF AGRICULTURE
Actions Reported in Summary on SF281
Fiscal Year 1990 Through Fourth Quarter**

PART I - PRIME CONTRACTS							
	PROCUREMENT METHODS	Number of Actions (e)	NET DOLLAR AMOUNTS (000)				
			Small Business Concerns (b)	Large Business Concerns (c)	Domestic Outside U.S./ Foreign (d)	Other Entities (e)	Total Dollars (f)
NEW AWARDS AND MODIFICATIONS	1. Tariff or Regulated Acquisitions	286,929				63,178	
	2. Contracts for Foreign Government or International Organization	141				182	
	3. Small Purchases	951,924	759,066	66,430	1,878	11,661	839,035
	4. Delivery Orders - GSA Schedules Only	141,945	63,604	94,575	700	345	159,224
	5. Delivery Orders - Other Federal Schedules	16,815	10,071	29,979	126	558	40,734
	6. Delivery Orders - All Other	15,881	9,640	11,574	22	2,939	24,175
	7. Other Procurement Methods	64,949	37,050	37,936	105	11,014	86,105
	8. TOTAL NEW AWARDS AND MODIFICATIONS	1,478,584	879,431	240,484	2,831	28,517	1,212,633
COMPETITION	9. Competed	500,977	584,500	189,063	1,516	4,625	779,704
	10. Not Competed	401,375	110,611	29,613	1,020	11,294	152,538
	11. Not Available for Competition	578,232	184,320	21,818	295	10,598	280,391
MODIFICATIONS	12. TOTAL MODIFICATIONS (Excluding Line 3)	59,056					32,202

PART II - SELECTED SOCIOECONOMIC STATISTICS (Includes both new awards and modifications)					
PREFERENCE PROGRAMS			TYPE OF CONTRACTOR		
CATEGORY	Number of Actions (a)	Total net Dollars (b)	CATEGORY	Number of Actions (a)	Total net Dollars (b)
13. Small Business - Small Purchase Set-Aside	444,935	420,716	18. Small Disadvantaged Business	12,913	23,691
14. Small Business Set-Aside	47,155	66,811	19. Women-Owned Small Business	35,556	33,486
15. Labor Surplus Area Set-Aside	8,670	9,141	20. Sheltered Workshop	748	849
16. Combined Labor Surplus/ Small Business Set-Aside	10,145	13,658			
17. 8(a) Awards	1,354	2,827			

**DEPARTMENT OF AGRICULTURE
Actions Reported Individually on SF279
Fiscal Year 1990 Through Fourth Quarter**

	Actions	Dollars (000)
TOTAL	13,944	1,568,932
CICA APPLICABILITY		
Pre-CICA	214	6,931
CICA Awards	9,133	1,516,606
Small Purchases	4,333	27,912
Subject to Statute other than CICA	264	18,483
KIND OF CONTRACT ACTION		
Initial Letter Contract	185	54,049
Def. Contract Superseding Letter	11	707
New Definitive Contract	5,489	1,294,469
Small Purchase Procedure	4,134	27,002
Order Under IDC	778	43,029
Order Under BOA	33	2,051
Order /Mod Under GSA Schedule	239	14,094
Order/Mod Under VA Schedule	1	34
Modifications	3,042	134,487
Termination for Default	33	152
Termination for Convenience	9	-142
SYNOPSIS OF PROCUREMENT PRIOR TO AWARD		
Synopsized Prior to Award	5,026	455,973
Not Synopsized Due to Urgency	96	6,263
Not Synopsized for Other Reason	8,822	1,107,696

FEDERAL PROCUREMENT DATA SYSTEM
DEPARTMENT OF AGRICULTURE
 Actions Reported Individually on SF279
 Fiscal Year 1990 Through Fourth Quarter

	Actions	Dollars (000)
SOLICITATION PROCEDURE		
Full and Open Competition - Sealed Bid	4,554	1,213,481
Full and Open Competition - Comp Proposal	1,312	124,017
Full and Open Competition - Combination	31	912
Architect Engineer	314	11,811
Basic Research	0	0
Multiple Award Schedule	184	11,573
Alternate Source/Reduced Cost	1	10
Alternate Source/Mobilization	0	0
Alternate Source/Eng R & D	0	0
Set-aside	1,722	77,622
Other than Full and Open Competition	915	77,180
FULL AND OPEN COMPETITION WITH ONLY ONE BIDDER/OFFERER	692	56,271
AUTHORITY FOR OTHER THAN FULL AND OPEN COMPETITION		
Only One Source	208	25,104
- Follow-on Contract	29	1,095
- Utilities (Regulated & Telecommunications)	7	305
Unusual & Compelling Urgency	318	25,377
Mobilization/Essential R&D	0	0
International Agreement	1	32
Authorized by Statute	382	26,601
Authorized Resale	5	85
National Security	0	0
Public Interest	1	1
EXTENT COMPETED		
Competed	12,779	1,502,211
Not Available for Competition	621	47,914
Follow-on to Competed Action	70	1,403
Not Competed	474	18,404
TYPE OF CONTRACT		
Fixed Price	13,646	1,507,489
Cost Reimbursement	223	56,588
Time and Material	23	744
Labor Hour	62	5,131
TYPE OF CONTRACTOR		
Small Disadvantaged Business	1,285	78,229
Other Small Business	10,299	745,572
Large Business	2,210	721,394
Sheltered Workshops	22	888
Educational & Nonprofit	60	17,575
State & Local Government	64	5,916
Foreign Contractor	3	305
Domestic Contractor Performing Outside US	1	53
WOMAN-OWNED SMALL BUSINESS	721	29,310
PREFERENCE PROGRAMS		
Directed to Sheltered Workshop	19	835
8 (a) Program	508	36,634
Combined LSA/SB Set-aside	2,389	74,627
Small Business Set-aside	4,257	267,036
Labor Surplus Area Set-aside	1,503	74,791
Tie Bid Preference	8	235
Buy Indian/Self Determination Act	13	454
No Preference Program or Not Listed	5,267	1,115,320
SUBJECT TO LABOR STATUTES		
Walsh Healy Act - Manufacturer	645	138,511
Walsh Healy Act - Dealer	459	26,035
Service Contract Act	3,646	222,033
Davis Bacon Act	5,604	191,513
Not Subject to Above Acts	3,590	991,840
PRODUCT OR SERVICE		
Supplies & Equipment	2,579	1,080,729
ADP Equipment, Purchase and Lease	290	19,995
Research & Development	21	3,879
Construction	6,080	186,845
Architect & Engineering	664	24,878
Real Property, Purchase & Lease, or Maintenance	461	16,561
ADP Services	368	26,398
Other Services	3,481	210,647

FEDERAL PROCUREMENT DATA SYSTEM
DEPARTMENT OF COMMERCE
 Actions Reported in Summary on SF281
 Fiscal Year 1990 Through Fourth Quarter

PART I - PRIME CONTRACTS							
	PROCUREMENT METHODS	Number of Actions (a)	NET DOLLAR AMOUNTS (000)				
			Small Business Concerns (b)	Large Business Concerns (c)	Domestic Outside U.S./ Foreign (d)	Other Entities (e)	Total Dollars (f)
NEW AWARDS AND MODIFICATIONS	1. Tariff or Regulated Acquisitions	40					70
	2. Contracts for Foreign Government or International Organization	85					57
	3. Small Purchases	80,608	73,515	15,697	858	2,736	92,806
	4. Delivery Orders - GSA Schedules Only	18,819	14,206	22,242	4	56	36,508
	5. Delivery Orders - Other Federal Schedules	915	2,344	348	0	235	2,927
	6. Delivery Orders - All Other	2,241	1,395	328	0	140	1,863
	7. Other Procurement Methods	2,500	2,917	1,479	74	395	4,865
	8. TOTAL NEW AWARDS AND MODIFICATIONS	105,209	94,377	40,084	936	3,562	139,096
COMPETITION	9. Competed	38,933	60,850	26,676	135	880	88,542
	10. Not Competed	20,020	19,212	10,499	628	2,024	32,376
	11. Not Available for Competition	46,256	14,315	2,919	173	658	18,178
MODIFICATIONS	12. TOTAL MODIFICATIONS (Excluding Line 3)	7,569					2,626

PART II - SELECTED SOCIOECONOMIC STATISTICS (Includes both new awards and modifications)					
PREFERENCE PROGRAMS			TYPE OF CONTRACTOR		
CATEGORY	Number of Actions (a)	Total net Dollars (b)	CATEGORY	Number of Actions (a)	Total net Dollars (b)
13. Small Business - Small Purchase Set-Aside	28,358	35,409	18. Small Disadvantaged Business	2,079	2,474
14. Small Business Set-Aside	27	30	19. Woman-Owned Small Business	3,258	3,191
15. Labor Surplus Area Set-Aside	97	236	20. Sheltered Workshop	30	43
16. Combined Labor Surplus/ Small Business Set-Aside	249	178			
17. 8(a) Awards	139	713			

DEPARTMENT OF COMMERCE
 Actions Reported Individually on SF279
 Fiscal Year 1990 Through Fourth Quarter

	Actions	Dollars (000)
TOTAL	3,007	425,854
CICA APPLICABILITY		
Pre-CICA	74	28,838
CICA Awards	2,928	396,102
Small Purchases	0	0
Subject to Statute other than CICA	0	0
KIND OF CONTRACT ACTION		
Initial Letter Contract	18	2,475
Def. Contract Superseding Letter	4	997
New Definitive Contract	619	103,193
Small Purchase Procedure	0	0
Order Under IDC	347	53,081
Order Under BOA	13	1,925
Order /Mod Under GSA Schedule	265	16,556
Order/Mod Under VA Schedule	0	0
Modifications	1,732	247,529
Termination for Default	2	-20
Termination for Convenience	7	118
SYNOPSIS OF PROCUREMENT PRIOR TO AWARD		
Synopsized Prior to Award	966	146,594
Not Synopsized Due to Urgency	87	6,104
Not Synopsized for Other Reason	1,949	272,242

FEDERAL PROCUREMENT DATA SYSTEM
DEPARTMENT OF COMMERCE
Actions Reported Individually on SF279
Fiscal Year 1990 Through Fourth Quarter

	Actions	Dollars (000)
SOLICITATION PROCEDURE		
Full and Open Competition - Sealed Bid	472	29,834
Full and Open Competition - Comp Proposal	1,052	221,726
Full and Open Competition - Combination	19	3,278
Architect Engineer	38	9,884
Basic Research	0	0
Multiple Award Schedule	188	12,185
Alternate Source/Reduced Cost	1	11
Alternate Source/Mobilization	0	0
Alternate Source/Eng R & D	0	0
Set-aside	270	17,946
Other than Full and Open Competition	891	101,473
FULL AND OPEN COMPETITION WITH ONLY ONE BIDDER/OFFERER	299	48,786
AUTHORITY FOR OTHER THAN FULL AND OPEN COMPETITION		
Only One Source	351	55,754
- Follow-on Contract	26	6,151
- Utilities (Regulated & Telecommunications)	8	5,888
Unusual & Compelling Urgency	141	8,161
Mobilization/Essential R&D	3	528
International Agreement	0	0
Authorized by Statute	396	37,030
Authorized Resale	0	0
National Security	0	0
Public Interest	0	0
EXTENT COMPETED		
Competed	2,167	318,632
Not Available for Competition	520	54,447
Follow-on to Competed Action	31	8,730
Not Competed	284	43,131
TYPE OF CONTRACT		
Fixed Price	2,442	263,235
Cost Reimbursement	397	148,269
Time and Material	84	4,831
Labor Hour	99	8,805
TYPE OF CONTRACTOR		
Small Disadvantaged Business	463	42,954
Other Small Business	1,288	100,571
Large Business	1,030	256,104
Sheltered Workshops	1	272
Educational & Nonprofit	77	14,054
State & Local Government	95	6,572
Foreign Contractor	44	4,034
Domestic Contractor Performing Outside US	4	379
WOMAN-OWNED SMALL BUSINESS	181	13,710
PREFERENCE PROGRAMS		
Directed to Sheltered Workshop	0	0
8 (a) Program	373	33,700
Combined LSA/SB Set-aside	11	792
Small Business Set-aside	551	34,708
Labor Surplus Area Set-aside	3	607
Tie Bid Preference	0	0
Buy Indian/Self Determination Act	2	67
No Preference Program or Not Listed	2,062	355,068
SUBJECT TO LABOR STATUTES		
Walsh Healy Act - Manufacturer	771	115,332
Walsh Healy Act - Dealer	317	21,929
Service Contract Act	782	136,773
Devis Bacon Act	205	12,274
Not Subject to Above Acts	827	138,632
PRODUCT OR SERVICE		
Supplies & Equipment	587	96,120
ADP Equipment, Purchase and Lease	443	69,980
Research & Development	140	11,548
Construction	191	10,741
Architect & Engineering	75	11,635
Real Property, Purchase & Lease, or Maintenance	12	961
ADP Services	453	102,759
Other Services	1,108	122,110

FEDERAL PROCUREMENT DATA SYSTEM
DEPARTMENT OF DEFENSE
Actions Reported in Summary on SF281
Fiscal Year 1990 Through Fourth Quarter

PART I - PRIME CONTRACTS							
	PROCUREMENT METHODS	Number of Actions (a)	NET DOLLAR AMOUNTS (000)				
			Small Business Concerns (b)	Large Business Concerns (c)	Domestic Outside U.S./ Foreign (d)	Other Entities (e)	Total Dollars (f)
NEW AWARDS AND MODIFICATIONS	1. Tariff or Regulated Acquisitions	181,999				208,734	
	2. Contracts for Foreign Government or International Organization	46,673				93,971	
	3. Small Purchases	5,844,455	4,108,082	1,291,073	388,918	34,195	5,822,268
	4. Delivery Orders - GSA Schedules Only	530,086	459,012	816,650	36,290	9,933	1,121,885
	5. Delivery Orders - Other Federal Schedules	180,132	79,884	160,248	11,436	16,772	268,320
	6. Delivery Orders - All Other	2,840,854	790,110	1,855,677	424,702	55,602	3,126,091
	7. Other Procurement Methods	3,374,603	1,301,373	1,781,380	154,085	36,335	3,273,153
	8. TOTAL NEW AWARDS AND MODIFICATIONS	12,998,802	6,738,441	5,705,028	1,015,411	152,837	13,914,422
COMPETITION	9. Competed	6,376,541	4,611,648	2,231,663	681,068	66,029	7,589,406
	10. Not Competed	683,006	495,632	523,594	40,617	13,445	1,073,288
	11. Not Available for Competition	5,939,255	1,631,181	2,949,771	293,728	73,363	5,251,728
MODIFICATIONS	12. TOTAL MODIFICATIONS (Excluding Line 3)	302,371					494,542

PART II - SELECTED SOCIOECONOMIC STATISTICS (Includes both new awards and modifications)					
PREFERENCE PROGRAMS			TYPE OF CONTRACTOR		
CATEGORY	Number of Actions (a)	Total net Dollars (b)	CATEGORY	Number of Actions (a)	Total net Dollars (b)
13. Small Business - Small Purchase Set-Aside	4,264,311	3,585,361	18. Small Disadvantaged Business	364,607	276,719
14. Small Business Set-Aside	658,978	664,415	19. Woman-Owned Small Business	370,463	335,854
15. Labor Surplus Area Set-Aside	6,994	6,760	20. Sheltered Workshop	6,755	12,268
16. Combined Labor Surplus/ Small Business Set-Aside	2,327	2,324			
17. 8(a) Awards	38,590	51,688			

DEPARTMENT OF DEFENSE
Actions Reported Individually on SF279
Fiscal Year 1990 Through Fourth Quarter

	Actions	Dollars (000)
TOTAL	243,906	128,296,008
CICA APPLICABILITY		
Pre-CICA	9,069	10,589,138
CICA Awards	222,417	110,215,109
Small Purchases	7,312	48,704
Subject to Statute other than CICA	0	0
KIND OF CONTRACT ACTION		
Initial Letter Contract	686	2,120,881
Def. Contract Superseding Letter	703	2,409,243
New Definitive Contract	60,891	34,221,118
Small Purchase Procedure	7,211	48,455
Order Under IDC	65,500	12,480,725
Order Under BOA	11,980	4,276,342
Order /Mod Under GSA Schedule	10,727	730,973
Order/Mod Under VA Schedule	604	30,757
Modifications	82,900	73,108,708
Termination for Default	618	-306,945
Termination for Convenience	2,088	-822,229
SYNOPSIS OF PROCUREMENT PRIOR TO AWARD		
Synopsized Prior to Award	166,234	101,255,237
Not Synopsized Due to Urgency	9,024	3,198,623
Not Synopsized for Other Reason	63,540	16,399,091

FEDERAL PROCUREMENT DATA SYSTEM
DEPARTMENT OF DEFENSE
 Actions Reported Individually on SF279
 Fiscal Year 1990 Through Fourth Quarter

	Actions	Dollars (000)
SOLICITATION PROCEDURE		
Full and Open Competition - Sealed Bid	26,198	6,596,182
Full and Open Competition - Comp Proposal	78,712	38,134,240
Full and Open Competition - Combination	555	529,815
Architect Engineer	7,014	728,812
Basic Research	3,351	789,913
Multiple Award Schedule	7,841	1,281,917
Alternate Source/Reduced Cost	9	5,618
Alternate Source/Mobilization	295	2,895,457
Alternate Source/Eng R & D	25	37,977
Set-aside	31,509	5,761,391
Other than Full and Open Competition	86,908	53,455,987
FULL AND OPEN COMPETITION WITH ONLY ONE BIDDER/OFFERER	18,548	4,887,034
AUTHORITY FOR OTHER THAN FULL AND OPEN COMPETITION		
Only One Source	35,552	37,412,338
- Follow-on Contract	2,008	6,113,304
- Utilities (Regulated & Telecommunications)	1,772	607,708
Unusual & Compelling Urgency	9,570	3,439,014
Mobilization/Essential R&D	4,011	7,255,637
International Agreement	0	0
Authorized by Statute	9,321	2,410,578
Authorized Resale	5,532	718,452
National Security	2,911	2,203,388
Public Interest	11	18,582
EXTENT COMPETED		
Competed	175,678	72,255,614
Not Available for Competition	22,844	8,284,817
Follow-on to Competed Action	6,432	12,559,902
Not Competed	33,843	27,752,618
TYPE OF CONTRACT		
Fixed Price	188,965	91,794,437
Cost Reimbursement	36,860	26,091,874
Time and Material	11,244	2,577,720
Labor Hour	1,829	388,920
TYPE OF CONTRACTOR		
Small Disadvantaged Business	17,739	3,866,232
Other Small Business	83,651	14,152,007
Large Business	115,373	93,775,284
Sheltered Workshops	484	128,726
Educational & Nonprofit	7,001	3,263,406
State & Local Government	0	0
Foreign Contractor	12,551	4,476,927
Domestic Contractor Performing Outside US	1,999	1,190,389
WOMAN-OWNED SMALL BUSINESS	6,800	988,881
PREFERENCE PROGRAMS		
Directed to Sheltered Workshop	411	109,094
8 (a) Program	8,085	2,008,182
Combined LSA/SB Set-aside	31	-8,824
Small Business Set-aside	29,116	5,370,884
Labor Surplus Area Set-aside	26	11,223
Tie Bid Preference	7	2,254
Buy Inland/Self Determination Act	0	0
No Preference Program or Not Listed	201,120	113,360,178
SUBJECT TO LABOR STATUTES		
Walsh Healy Act - Manufacturer	89,558	76,863,529
Walsh Healy Act - Dealer	12,493	3,272,688
Service Contract Act	30,916	8,685,045
Davis Bacon Act	31,197	4,935,315
Not Subject to Above Acts	74,634	27,096,394
PRODUCT OR SERVICE		
Supplies & Equipment	88,867	68,498,543
ADP Equipment, Purchase and Lease	10,613	1,928,624
Research & Development	25,417	22,184,490
Construction	36,363	6,702,655
Architect & Engineering	9,492	1,634,394
Real Property, Purchase & Lease, or Maintenance	282	199,064
ADP Services	8,305	2,159,334
Other Services	64,587	24,978,904

FEDERAL PROCUREMENT DATA SYSTEM
DEPARTMENT OF EDUCATION
Actions Reported in Summary on SF281
Fiscal Year 1990 Through Fourth Quarter

PART I - PRIME CONTRACTS							
	PROCUREMENT METHODS	Number of Actions (a)	NET DOLLAR AMOUNTS (000)				
			Small Business Concerns (b)	Large Business Concerns (c)	Domestic Outside U.S./ Foreign (d)	Other Entities (e)	Total Dollars (f)
NEW AWARDS AND MODIFICATIONS	1. Tariff or Regulated Acquisitions	87				17	
	2. Contracts for Foreign Government or International Organization	0				0	
	3. Small Purchases	14,724	13,484	1,396	24	1,371	16,275
	4. Delivery Orders - GSA Schedules Only	2,703	590	2,021	4	23	2,838
	5. Delivery Orders - Other Federal Schedules	19	0	58	0	6	64
	6. Delivery Orders - All Other	98	18	20	0	22	60
	7. Other Procurement Methods	853	25	164	0	1,587	1,776
	8. TOTAL NEW AWARDS AND MODIFICATIONS	18,484	14,117	3,659	28	3,009	20,830
COMPETITION	9. Competed	7,633	6,922	2,899	25	402	12,249
	10. Not Competed	9,804	5,139	656	3	828	6,625
	11. Not Available for Competition	1,047	56	104	0	1,779	1,956
MODIFICATIONS	12. TOTAL MODIFICATIONS (Excluding Line 3)	1,237					2,298

PART II - SELECTED SOCIOECONOMIC STATISTICS (Includes both new awards and modifications)					
PREFERENCE PROGRAMS			TYPE OF CONTRACTOR		
CATEGORY	Number of Actions (a)	Total net Dollars (b)	CATEGORY	Number of Actions (a)	Total net Dollars (b)
13. Small Business - Small Purchase Set-Aside	280	156	18. Small Disadvantaged Business	113	148
14. Small Business Set-Aside	349	4,162	19. Woman-Owned Small Business	2,965	1,853
15. Labor Surplus Area Set-Aside	20	77	20. Sheltered Workshop	22	3
16. Combined Labor Surplus/ Small Business Set-Aside	44	20			
17. 8(a) Awards	1	2			

DEPARTMENT OF EDUCATION
Actions Reported Individually on SF279
Fiscal Year 1990 Through Fourth Quarter

	Actions	Dollars (000)
TOTAL	887	239,893
CICA APPLICABILITY		
Pre-CICA	8	709
CICA Awards	882	236,883
Small Purchases	0	0
Subject to Statute other than CICA	7	2,301
KIND OF CONTRACT ACTION		
Initial Letter Contract	3	1,077
Def. Contract Superseding Letter	3	2,228
New Definitive Contract	107	34,824
Small Purchase Procedure	0	0
Order Under IDC	0	0
Order Under BOA	0	0
Order /Mod Under GSA Schedule	28	1,885
Order/Mod Under VA Schedule	0	0
Modifications	756	199,879
Termination for Default	0	0
Termination for Convenience	0	0
SYNOPSIS OF PROCUREMENT PRIOR TO AWARD		
Synopsisized Prior to Award	680	201,105
Not Synopsisized Due to Urgency	4	1,274
Not Synopsisized for Other Reason	213	37,514

FEDERAL PROCUREMENT DATA SYSTEM
DEPARTMENT OF EDUCATION
Actions Reported Individually on SF279
Fiscal Year 1990 Through Fourth Quarter

	Actions	Dollars (000)
SOLICITATION PROCEDURE		
Full and Open Competition - Sealed Bid	33	2,011
Full and Open Competition - Comp Proposal	431	179,926
Full and Open Competition - Combination	10	6,365
Architect Engineer	0	0
Basic Research	0	0
Multiple Award Schedule	52	2,672
Alternate Source/Reduced Cost	0	0
Alternate Source/Mobilization	0	0
Alternate Source/Eng R & D	0	0
Set-aside	7	721
Other than Full and Open Competition	349	45,188
FULL AND OPEN COMPETITION WITH ONLY ONE BIDDER/OFFERER	104	42,051
AUTHORITY FOR OTHER THAN FULL AND OPEN COMPETITION		
Only One Source	181	9,611
- Follow-on Contract	1	89
- Utilities (Regulated & Telecommunications)	0	0
Unusual & Compelling Urgency	5	1,424
Mobilization/Essential R&D	0	0
International Agreement	0	0
Authorized by Statute	163	34,153
Authorized Resale	0	0
National Security	0	0
Public Interest	0	0
EXTENT COMPETED		
Competed	543	194,707
Not Available for Competition	237	39,635
Follow-on to Competed Action	0	0
Not Competed	117	5,551
TYPE OF CONTRACT		
Fixed Price	427	80,845
Cost Reimbursement	402	152,119
Time and Material	52	4,238
Labor Hour	16	2,691
TYPE OF CONTRACTOR		
Small Disadvantaged Business	174	21,878
Other Small Business	90	8,028
Large Business	274	73,088
Sheltered Workshops	0	0
Educational & Nonprofit	198	107,194
State & Local Government	181	29,705
Foreign Contractor	0	0
Domestic Contractor Performing Outside US	0	0
WOMAN-OWNED SMALL BUSINESS	58	5,946
PREFERENCE PROGRAMS		
Directed to Sheltered Workshop	0	0
8 (a) Program	163	18,981
Combined LSA/SB Set-aside	6	608
Small Business Set-aside	11	1,280
Labor Surplus Area Set-aside	0	0
Tie Bid Preference	0	0
Buy Indian/Self Determination Act	1	493
No Preference Program or Not Listed	716	218,531
SUBJECT TO LABOR STATUTES		
Walsh Healy Act - Manufacturer	29	2,517
Walsh Healy Act - Dealer	8	11,646
Service Contract Act	67	27,315
Davis Bacon Act	0	0
Not Subject to Above Acts	793	198,415
PRODUCT OR SERVICE		
Supplies & Equipment	19	547
ADP Equipment, Purchase and Lease	11	2,391
Research & Development	93	11,769
Construction	0	0
Architect & Engineering	0	0
Real Property, Purchase & Lease, or Maintenance	0	0
ADP Services	134	56,242
Other Services	640	168,944

**FEDERAL PROCUREMENT DATA SYSTEM
DEPARTMENT OF ENERGY
Actions Reported in Summary on SF281
Fiscal Year 1990 Through Fourth Quarter**

PART I - PRIME CONTRACTS							
	PROCUREMENT METHODS	Number of Actions (e)	NET DOLLAR AMOUNTS (000)				
			Small Business Concerns (b)	Large Business Concerns (c)	Domestic Outside U.S./ Foreign (d)	Other Entities (e)	Total Dollars (f)
NEW AWARDS AND MODIFICATIONS	1. Tariff or Regulated Acquisitions	1					0
	2. Contracts for Foreign Government or International Organization	0					0
	3. Small Purchases	17,041	22,283	7,231	36	870	30,420
	4. Delivery Orders - GSA Schedules Only	2,432	3,436	5,944	0	11	9,391
	5. Delivery Orders - Other Federal Schedules	246	370	140	20	237	767
	6. Delivery Orders - All Other	681	194	447	0	158	799
	7. Other Procurement Methods	263	255	351	0	8	614
	8. TOTAL NEW AWARDS AND MODIFICATIONS	20,664	26,536	14,113	56	1,284	41,991
COMPETITION	9. Competed	9,444	17,429	8,748	51	296	26,524
	10. Not Competed	8,997	8,106	4,748	5	732	13,591
	11. Not Available for Competition	2,223	1,003	617	0	256	1,876
MODIFICATIONS	12. TOTAL MODIFICATIONS (Excluding Line 3)	1					0

PART II - SELECTED SOCIOECONOMIC STATISTICS (Includes both new awards and modifications)					
PREFERENCE PROGRAMS			TYPE OF CONTRACTOR		
CATEGORY	Number of Actions (a)	Total net Dollars (b)	CATEGORY	Number of Actions (a)	Total net Dollars (b)
13. Small Business - Small Purchase Set-Aside	6,122	10,719	18. Small Disadvantaged Business	854	1,741
14. Small Business Set-Aside	3,182	7,261	19. Woman-Owned Small Business	655	1,272
15. Labor Surplus Area Set-Aside	145	211	20. Sheltered Workshop	0	0
16. Combined Labor Surplus/ Small Business Set-Aside	4,720	10,240			
17. 8(a) Awards	10	67			

**DEPARTMENT OF ENERGY
Actions Reported Individually on SF279
Fiscal Year 1990 Through Fourth Quarter**

	Actions	Dollars (000)
TOTAL	5,143	15,880,794
CICA APPLICABILITY		
Pre-CICA	629	7,159,581
CICA Awards	4,418	8,720,443
Small Purchases	97	590
Subject to Statute other than CICA	1	180
KIND OF CONTRACT ACTION		
Initial Letter Contract	41	28,647
Def. Contract Superseding Letter	0	0
New Definitive Contract	478	813,200
Small Purchase Procedure	94	583
Order Under IDC	177	12,278
Order Under BOA	0	0
Order/Mod Under GSA Schedule	556	17,135
Order/Mod Under VA Schedule	0	0
Modifications	3,783	15,009,012
Termination for Default	1	-19
Termination for Convenience	3	-42
SYNOPSIS OF PROCUREMENT PRIOR TO AWARD		
Synopsized Prior to Award	1,826	3,422,260
Not Synopsized Due to Urgency	12	8,124
Not Synopsized for Other Reason	3,305	12,450,410

FEDERAL PROCUREMENT DATA SYSTEM
DEPARTMENT OF ENERGY
Actions Reported Individually on SF279
Fiscal Year 1990 Through Fourth Quarter

	Actions	Dollars (000)
SOLICITATION PROCEDURE		
Full and Open Competition - Sealed Bid	679	206,749
Full and Open Competition - Comp Proposal	1,316	3,741,378
Full and Open Competition - Combination	20	99,534
Architect Engineer	280	158,762
Basic Research	216	124,784
Multiple Award Schedule	421	14,543
Alternate Source/Reduced Cost	0	0
Alternate Source/Mobilization	5	1,494
Alternate Source/Eng R & D	0	0
Set-aside	229	48,875
Other than Full and Open Competition	1,250	4,328,544
FULL AND OPEN COMPETITION WITH ONLY ONE BIDDER/OFFERER	294	343,180
AUTHORITY FOR OTHER THAN FULL AND OPEN COMPETITION		
Only One Source	325	2,442,538
- Follow-on Contract	55	1,132,996
- Utilities (Regulated & Telecommunications)	13	2,925
Unusual & Compelling Urgency	21	89,694
Mobilization/Essential R&D	148	1,581,128
International Agreement	4	6,806
Authorized by Statute	747	205,319
Authorized Resale	0	0
National Security	3	1,995
Public Interest	2	-938
EXTENT COMPETED		
Competed	3,526	6,226,535
Not Available for Competition	906	2,269,828
Follow-on to Competed Action	13	55,592
Not Competed	698	7,308,839
TYPE OF CONTRACT		
Fixed Price	2,166	928,180
Cost Reimbursement	2,871	14,941,470
Time and Material	54	6,925
Labor Hour	52	4,219
TYPE OF CONTRACTOR		
Small Disadvantaged Business	857	229,148
Other Small Business	1,318	254,943
Large Business	2,286	11,216,431
Sheltered Workshops	8	883
Educational & Nonprofit	379	1,549,822
State & Local Government	281	2,547,694
Foreign Contractor	14	81,873
Domestic Contractor Performing Outside US	0	0
WOMAN-OWNED SMALL BUSINESS	186	55,542
PREFERENCE PROGRAMS		
Directed to Sheltered Workshop	4	516
8 (a) Program	784	208,522
Combined LSA/SB Set-aside	20	2,130
Small Business Set-aside	457	69,451
Labor Surplus Area Set-aside	40	11,161
Tie Bid Preference	0	0
Buy Indian/Self Determination Act	0	0
No Preference Program or Not Listed	3,838	15,589,014
SUBJECT TO LABOR STATUTES		
Walsh Healy Act - Manufacturer	683	722,793
Walsh Healy Act - Dealer	159	7,525
Service Contract Act	892	630,895
Davis Bacon Act	561	149,709
Not Subject to Above Acts	3,048	14,370,072
PRODUCT OR SERVICE		
Supplies & Equipment	591	734,083
ADP Equipment, Purchase and Lease	300	22,250
Research & Development	1,083	1,242,677
Construction	624	197,628
Architect & Engineering	433	187,559
Real Property, Purchase & Lease, or Maintenance	16	1,708
ADP Services	312	107,685
Other Services	1,784	13,387,204

FEDERAL PROCUREMENT DATA SYSTEM
DEPARTMENT OF HEALTH AND HUMAN SERVICES
Actions Reported in Summary on SF281
Fiscal Year 1990 Through Fourth Quarter

PART I - PRIME CONTRACTS							
	PROCUREMENT METHODS	Number of Actions (a)	NET DOLLAR AMOUNTS (000)				
			Small Business Concerns (b)	Large Business Concerns (c)	Domestic Outside U.S./ Foreign (d)	Other Entities (e)	Total Dollars (f)
NEW AWARDS AND MODIFICATIONS	1. Tariff or Regulated Acquisitions	0				0	
	2. Contracts for Foreign Government or International Organization	0				0	
	3. Small Purchases	859,372	302,375	104,146	3,205	20,803	430,529
	4. Delivery Orders - GSA Schedules Only	117,927	55,278	97,392	0	509	153,179
	5. Delivery Orders - Other Federal Schedules	7,770	2,184	12,286	0	1,864	16,334
	6. Delivery Orders - All Other	14,960	39,067	5,959	0	2,707	47,733
	7. Other Procurement Methods	21,431	1,620	166	3	1,496	3,285
	8. TOTAL NEW AWARDS AND MODIFICATIONS	1,021,480	400,524	219,949	3,208	27,379	651,060
COMPETITION	9. Competed	81,588	95,473	39,703	97	3,218	138,491
	10. Not Competed	544,211	219,052	100,151	2,452	20,754	342,409
	11. Not Available for Competition	395,661	85,999	80,095	659	3,407	170,180
MODIFICATIONS	12. TOTAL MODIFICATIONS (Excluding Line 3)	35,484					33,581

PART II - SELECTED SOCIOECONOMIC STATISTICS (Includes both new awards and modifications)					
PREFERENCE PROGRAMS			TYPE OF CONTRACTOR		
CATEGORY	Number of Actions (a)	Total net Dollars (b)	CATEGORY	Number of Actions (a)	Total net Dollars (b)
13. Small Business - Small Purchase Set-Aside	407,805	200,922	18. Small Disadvantaged Business	10,209	13,968
14. Small Business Set-Aside	12,475	15,693	19. Woman-Owned Small Business	29,281	20,598
15. Labor Surplus Area Set-Aside	9,111	10,521	20. Sheltered Workshop	58	102
16. Combined Labor Surplus/ Small Business Set-Aside	9,254	8,484			
17. 8(a) Awards	729	1,301			

DEPARTMENT OF HEALTH AND HUMAN SERVICES
Actions Reported Individually on SF279
Fiscal Year 1990 Through Fourth Quarter

	Actions	Dollars (000)
TOTAL	2,018	617,071
CICA APPLICABILITY		
Pre-CICA	7	2,081
CICA Awards	1,959	586,062
Small Purchases	0	0
Subject to Statute other than CICA	52	28,928
KIND OF CONTRACT ACTION		
Initial Letter Contract	0	0
Def. Contract Superseding Letter	0	0
New Definitive Contract	442	127,516
Small Purchase Procedure	0	0
Order Under IDC	0	0
Order Under BOA	0	0
Order /Mod Under GSA Schedule	0	0
Order/Mod Under VA Schedule	0	0
Modifications	1,575	489,661
Termination for Default	0	0
Termination for Convenience	1	-106
SYNOPSIS OF PROCUREMENT PRIOR TO AWARD		
Synopsized Prior to Award	1,537	501,359
Not Synopsized Due to Urgency	11	7,748
Not Synopsized for Other Reason	470	107,964

FEDERAL PROCUREMENT DATA SYSTEM
DEPARTMENT OF HEALTH AND HUMAN SERVICES
 Actions Reported Individually on SF279
 Fiscal Year 1990 Through Fourth Quarter

	Actions	Dollars (000)
SOLICITATION PROCEDURE		
Full and Open Competition - Sealed Bid	152	25,402
Full and Open Competition - Comp Proposal	1,136	401,818
Full and Open Competition - Combination	0	0
Architect Engineer	9	2,939
Basic Research	3	941
Multiple Award Schedule	13	493
Alternate Source/Reduced Cost	0	0
Alternate Source/Mobilization	0	0
Alternate Source/Eng R & D	0	0
Set-aside	140	28,087
Other than Full and Open Competition	506	126,382
FULL AND OPEN COMPETITION WITH ONLY ONE BIDDER/OFFERER	1,092	372,742
AUTHORITY FOR OTHER THAN FULL AND OPEN COMPETITION		
Only One Source	216	66,509
- Follow-on Contract	19	5,861
- Utilities (Regulated & Telecommunications)	3	1,262
Unusual & Compelling Urgency	21	10,885
Mobilization/Essential R&D	5	2,613
International Agreement	2	142
Authorized by Statute	261	45,888
Authorized Resale	0	0
National Security	0	0
Public Interest	1	365
EXTENT COMPETED		
Competed	1,480	480,169
Not Available for Competition	478	141,281
Follow-on to Competed Action	9	5,117
Not Competed	71	10,504
TYPE OF CONTRACT		
Fixed Price	585	148,724
Cost Reimbursement	1,432	467,760
Time and Material	0	0
Labor Hour	1	587
TYPE OF CONTRACTOR		
Small Disadvantaged Business	145	59,306
Other Small Business	419	92,470
Large Business	304	157,194
Sheltered Workshops	0	0
Educational & Nonprofit	621	187,189
State & Local Government	526	120,001
Foreign Contractor	3	911
Domestic Contractor Performing Outside US	0	0
WOMAN-OWNED SMALL BUSINESS	62	11,773
PREFERENCE PROGRAMS		
Directed to Sheltered Workshop	0	0
8 (a) Program	106	49,371
Combined LSA/SB Set-aside	1	36
Small Business Set-aside	107	24,902
Labor Surplus Area Set-aside	0	0
Tie Bid Preference	0	0
Buy Indian/Self Determination Act	215	25,575
No Preference Program or Not Listed	1,589	517,187
SUBJECT TO LABOR STATUTES		
Walsh Healy Act - Manufacturer	34	53,883
Walsh Healy Act - Dealer	51	7,415
Service Contract Act	924	271,044
Davis Bacon Act	80	20,877
Not Subject to Above Acts	929	283,852
PRODUCT OR SERVICE		
Supplies & Equipment	74	14,229
ADP Equipment, Purchase and Lease	10	49,154
Research & Development	998	385,603
Construction	88	22,115
Architect & Engineering	22	7,271
Real Property, Purchase & Lease, or Maintenance	0	0
ADP Services	60	27,166
Other Services	766	111,533

FEDERAL PROCUREMENT DATA SYSTEM
DEPARTMENT OF HOUSING AND URBAN DEVELOPMENT
Actions Reported in Summary on SF281
Fiscal Year 1990 Through Fourth Quarter

PART I - PRIME CONTRACTS							
	PROCUREMENT METHODS	Number of Actions (e)	NET DOLLAR AMOUNTS (000)				
			Small Business Concerns (b)	Large Business Concerns (c)	Domestic Outside U.S./ Foreign (d)	Other Entities (e)	Total Dollars (f)
NEW AWARDS AND MODIFICATIONS	1. Tariff or Regulated Acquisitions	0				0	
	2. Contracts for Foreign Government or International Organization	0				0	
	3. Small Purchases	4,445	3,782	1,000	0	131	4,893
	4. Delivery Orders - GSA Schedules Only	2,195	2,599	4,357	0	8	6,964
	5. Delivery Orders - Other Federal Schedules	138	442	256	0	90	788
	6. Delivery Orders - All Other	0	0	0	0	0	0
	7. Other Procurement Methods	0	0	0	0	0	0
	8. TOTAL NEW AWARDS AND MODIFICATIONS	6,778	6,803	5,613	0	229	12,645
COMPETITION	9. Competed	3,019	4,795	4,347	0	61	9,203
	10. Not Competed	728	1,217	484	0	116	1,817
	11. Not Available for Competition	3,031	791	782	0	52	1,625
MODIFICATIONS	12. TOTAL MODIFICATIONS (Excluding Line 3)	224					277

PART II - SELECTED SOCIOECONOMIC STATISTICS (Includes both new awards and modifications)					
PREFERENCE PROGRAMS			TYPE OF CONTRACTOR		
CATEGORY	Number of Actions (a)	Total net Dollars (b)	CATEGORY	Number of Actions (a)	Total net Dollars (b)
13. Small Business - Small Purchase Set-Aside	3,250	3,751	18. Small Disadvantaged Business	266	344
14. Small Business Set-Aside	0	0	19. Woman-Owned Small Business	205	496
15. Labor Surplus Area Set-Aside	0	0	20. Sheltered Workshop	3	2
16. Combined Labor Surplus/ Small Business Set-Aside	0	0			
17. 8(a) Awards	0	0			

DEPARTMENT OF HOUSING AND URBAN DEVELOPMENT
Actions Reported Individually on SF279
Fiscal Year 1990 Through Fourth Quarter

	Actions	Dollars (000)
TOTAL	411	105,844
CICA APPLICABILITY		
Pre-CICA	0	0
CICA Awards	411	105,844
Small Purchases	0	0
Subject to Statute other than CICA	0	0
KIND OF CONTRACT ACTION		
Initial Letter Contract	0	0
Def. Contract Superseding Letter	0	0
New Definitive Contract	48	9,451
Small Purchase Procedure	0	0
Order Under IDC	87	14,848
Order Under BOA	0	0
Order /Mod Under GSA Schedule	1	49
Order/Mod Under VA Schedule	0	0
Modifications	275	81,296
Termination for Default	0	0
Termination for Convenience	0	0
SYNOPSIS OF PROCUREMENT PRIOR TO AWARD		
Synopsized Prior to Award	29	9,438
Not Synopsized Due to Urgency	0	0
Not Synopsized for Other Reason	382	96,206

FEDERAL PROCUREMENT DATA SYSTEM
DEPARTMENT OF HOUSING AND URBAN DEVELOPMENT
Actions Reported Individually on SF279
Fiscal Year 1990 Through Fourth Quarter

	Actions	Dollars (000)
SOLICITATION PROCEDURE		
Full and Open Competition - Sealed Bid	24	5,718
Full and Open Competition - Comp Proposal	216	53,430
Full and Open Competition - Combination	1	101
Architect Engineer	0	0
Basic Research	0	0
Multiple Award Schedule	1	49
Alternate Source/Reduced Cost	0	0
Alternate Source/Mobilization	0	0
Alternate Source/Eng R & D	0	0
Set-aside	4	301
Other than Full and Open Competition	165	48,045
FULL AND OPEN COMPETITION WITH ONLY ONE BIDDER/OFFERER	212	49,789
AUTHORITY FOR OTHER THAN FULL AND OPEN COMPETITION		
Only One Source	14	6,770
- Follow-on Contract	6	2,260
- Utilities (Regulated & Telecommunications)	3	1,884
Unusual & Compelling Urgency	0	0
Mobilization/Essential R&D	0	0
International Agreement	0	0
Authorized by Statute	151	39,275
Authorized Resale	0	0
National Security	0	0
Public Interest	0	0
EXTENT COMPETED		
Competed	246	59,599
Not Available for Competition	154	41,159
Follow-on to Competed Action	6	2,260
Not Competed	5	2,828
TYPE OF CONTRACT		
Fixed Price	305	65,263
Cost Reimbursement	101	39,597
Time and Material	1	529
Labor Hour	4	255
TYPE OF CONTRACTOR		
Small Disadvantaged Business	118	30,583
Other Small Business	87	12,958
Large Business	154	55,248
Sheltered Workshops	1	10
Educational & Nonprofit	22	6,784
State & Local Government	29	63
Foreign Contractor	0	0
Domestic Contractor Performing Outside US	0	0
WOMAN-OWNED SMALL BUSINESS	46	3,416
PREFERENCE PROGRAMS		
Directed to Sheltered Workshop	1	10
8 (a) Program	111	20,246
Combined LSA/SB Set-aside	6	512
Small Business Set-aside	15	1,230
Labor Surplus Area Set-aside	29	2,118
Tie Bid Preference	1	801
Buy Indian/Self Determination Act	0	0
No Preference Program or Not Listed	248	80,729
SUBJECT TO LABOR STATUTES		
Walsh Healy Act - Manufacturer	2	721
Walsh Healy Act - Dealer	18	5,898
Service Contract Act	94	12,876
Davis Bacon Act	1	206
Not Subject to Above Acts	296	85,943
PRODUCT OR SERVICE		
Supplies & Equipment	25	5,197
ADP Equipment, Purchase and Lease	4	1,745
Research & Development	3	384
Construction	45	5,215
Architect & Engineering	0	0
Real Property, Purchase & Lease, or Maintenance	0	0
ADP Services	131	56,370
Other Services	203	36,733

FEDERAL PROCUREMENT DATA SYSTEM
DEPARTMENT OF THE INTERIOR
Actions Reported in Summary on SF281
Fiscal Year 1990 Through Fourth Quarter

PART I - PRIME CONTRACTS							
	PROCUREMENT METHODS	Number of Actions (a)	NET DOLLAR AMOUNTS (000)				
			Small Business Concerns (b)	Large Business Concerns (c)	Domestic Outside U.S./ Foreign (d)	Other Entities (e)	Total Dollars (f)
NEW AWARDS AND MODIFICATIONS	1. Tariff or Regulated Acquisitions	8,770				4,834	
	2. Contracts for Foreign Government or International Organization	15				27	
	3. Small Purchases	452,987	223,539	43,571	1,059	8,191	276,380
	4. Delivery Orders - GSA Schedules Only	61,119	34,702	52,801	214	415	88,132
	5. Delivery Orders - Other Federal Schedules	7,128	5,800	5,362	86	1,105	12,153
	6. Delivery Orders - All Other	17,163	10,762	4,281	2	2,656	17,701
	7. Other Procurement Methods	30,523	8,856	5,172	1	2,525	14,554
	8. TOTAL NEW AWARDS AND MODIFICATIONS	577,705	281,459	111,187	1,362	14,882	413,781
COMPETITION	9. Competed	201,880	172,923	62,452	257	4,163	240,024
	10. Not Competed	94,151	43,220	24,944	425	5,594	76,676
	11. Not Available for Competition	281,674	65,316	23,791	680	5,135	97,081
MODIFICATIONS	12. TOTAL MODIFICATIONS (Excluding Line 3)	19,389					15,841

PART II - SELECTED SOCIOECONOMIC STATISTICS (Includes both new awards and modifications)					
PREFERENCE PROGRAMS			TYPE OF CONTRACTOR		
CATEGORY	Number of Actions (a)	Total net Dollars (b)	CATEGORY	Number of Actions (a)	Total net Dollars (b)
13. Small Business - Small Purchase Set-Aside	311,781	181,392	18. Small Disadvantaged Business	9,617	13,246
14. Small Business Set-Aside	9,994	11,182	19. Woman-Owned Small Business	11,902	11,632
15. Labor Surplus Area Set-Aside	18,429	10,131	20. Sheltered Workshop	235	930
16. Combined Labor Surplus/ Small Business Set-Aside	31,310	12,812			
17. 8(a) Awards	14,804	376			

DEPARTMENT OF THE INTERIOR
Actions Reported Individually on SF279
Fiscal Year 1990 Through Fourth Quarter

	Actions	Dollars (000)
TOTAL	13,651	971,280
CICA APPLICABILITY		
Pre-CICA	168	15,902
CICA Awards	10,752	808,137
Small Purchases	632	3,508
Subject to Statute other than CICA	2,093	145,630
KIND OF CONTRACT ACTION		
Initial Letter Contract	41	9,337
Def. Contract Superseding Letter	0	0
New Definitive Contract	3,227	387,405
Small Purchase Procedure	803	3,455
Order Under IDC	2,713	104,905
Order Under BOA	95	4,776
Order /Mod Under GSA Schedule	491	17,319
Order/Mod Under VA Schedule	0	0
Modifications	6,448	445,180
Termination for Default	9	-825
Termination for Convenience	24	-252
SYNOPSIS OF PROCUREMENT PRIOR TO AWARD		
Synopsized Prior to Award	8,545	706,484
Not Synopsized Due to Urgency	63	4,864
Not Synopsized for Other Reason	5,037	259,829

FEDERAL PROCUREMENT DATA SYSTEM
DEPARTMENT OF THE INTERIOR
Actions Reported Individually on SF279
Fiscal Year 1990 Through Fourth Quarter

	Actions	Dollars (000)
SOLICITATION PROCEDURE		
Full and Open Competition - Sealed Bid	1,272	197,536
Full and Open Competition - Comp Proposal	1,888	190,343
Full and Open Competition - Combination	25	3,624
Architect Engineer	367	15,817
Basic Research	2	105
Multiple Award Schedule	380	12,348
Alternate Source/Reduced Cost	0	0
Alternate Source/Mobilization	1	-1
Alternate Source/Eng R & D	0	0
Set-aside	5,285	278,385
Other than Full and Open Competition	1,571	107,980
FULL AND OPEN COMPETITION WITH ONLY ONE BIDDER/OFFERER	722	38,117
AUTHORITY FOR OTHER THAN FULL AND OPEN COMPETITION		
Only One Source	446	28,786
- Follow-on Contract	40	2,285
- Utilities (Regulated & Telecommunications)	50	2,292
Unusual & Compelling Urgency	78	5,640
Mobilization/Essential R&D	4	62
International Agreement	0	0
Authorized by Statute	1,037	73,394
Authorized Resale	0	0
National Security	0	0
Public Interest	6	66
EXTENT COMPETED		
Competed	8,896	725,765
Not Available for Competition	3,303	223,805
Follow-on to Competed Action	64	6,146
Not Competed	382	15,461
TYPE OF CONTRACT		
Fixed Price	10,960	758,640
Cost Reimbursement	2,398	198,077
Time and Material	197	6,429
Labor Hour	90	8,031
TYPE OF CONTRACTOR		
Small Disadvantaged Business	1,594	121,170
Other Small Business	7,408	328,857
Large Business	2,421	373,799
Sheltered Workshops	18	580
Educational & Nonprofit	151	12,853
State & Local Government	2,037	132,907
Foreign Contractor	18	1,211
Domestic Contractor Performing Outside US	0	0
WOMAN-OWNED SMALL BUSINESS	659	34,183
PREFERENCE PROGRAMS		
Directed to Sheltered Workshop	13	531
8 (a) Program	1,058	78,749
Combined LSA/SB Set-aside	1,220	46,194
Small Business Set-aside	3,490	81,306
Labor Surplus Area Set-aside	726	118,363
Tie Bid Preference	9	1,367
Buy Indian/Self Determination Act	2,061	160,533
No Preference Program or Not Listed	5,068	484,134
SUBJECT TO LABOR STATUTES		
Walsh Healy Act - Manufacturer	1,130	74,592
Walsh Healy Act - Dealer	754	39,292
Service Contract Act	4,141	199,794
Davis Bacon Act	3,028	415,736
Not Subject to Above Acts	4,594	241,763
PRODUCT OR SERVICE		
Supplies & Equipment	1,135	82,816
ADP Equipment, Purchase and Lease	815	35,093
Research & Development	114	4,575
Construction	3,270	418,106
Architect & Engineering	913	38,266
Real Property, Purchase & Lease, or Maintenance	135	12,643
ADP Services	798	53,484
Other Services	6,471	326,317

FEDERAL PROCUREMENT DATA SYSTEM
DEPARTMENT OF JUSTICE
Actions Reported in Summary on SF281
Fiscal Year 1990 Through Fourth Quarter

PART I - PRIME CONTRACTS							
	PROCUREMENT METHODS	Number of Actions (a)	NET DOLLAR AMOUNTS (000)				
			Small Business Concerns (b)	Large Business Concerns (c)	Domestic Outside U.S./ Foreign (d)	Other Entities (e)	Total Dollars (f)
NEW AWARDS AND MODIFICATIONS	1. Tariff or Regulated Acquisitions	6,639				5,412	
	2. Contracts for Foreign Government or International Organization	3				6	
	3. Small Purchases	446,959	297,704	82,094	4	20,993	400,795
	4. Delivery Orders - GSA Schedules Only	50,398	41,533	54,857	6	1,095	97,491
	5. Delivery Orders - Other Federal Schedules	17,953	9,828	9,733	8	745	20,314
	6. Delivery Orders - All Other	8,193	12,089	16,641	4	4,620	33,354
	7. Other Procurement Methods	74,323	18,507	2,029	1	2,853	23,390
	8. TOTAL NEW AWARDS AND MODIFICATIONS	604,456	379,661	165,354	23	30,306	580,762
COMPETITION	9. Competed	133,967	167,057	70,160	2	4,544	241,763
	10. Not Competed	127,129	55,432	29,773	0	3,456	89,520
	11. Not Available for Competition	343,330	157,172	65,421	21	22,306	249,479
MODIFICATIONS	12. TOTAL MODIFICATIONS (Excluding Line 3)	13,362					5,349

PART II - SELECTED SOCIOECONOMIC STATISTICS (Includes both new awards and modifications)					
PREFERENCE PROGRAMS			TYPE OF CONTRACTOR		
CATEGORY	Number of Actions (a)	Total net Dollars (b)	CATEGORY	Number of Actions (a)	Total net Dollars (b)
13. Small Business - Small Purchase Set-Aside	362,549	259,214	18. Small Disadvantaged Business	11,656	10,768
14. Small Business Set-Aside	1,847	2,868	19. Women-Owned Small Business	5,926	8,223
15. Labor Surplus Area Set-Aside	2,979	3,153	20. Sheltered Workshop	189	157
16. Combined Labor Surplus/ Small Business Set-Aside	16,212	4,703			
17. 8(a) Awards	635	704			

DEPARTMENT OF JUSTICE
Actions Reported Individually on SF279
Fiscal Year 1990 Through Fourth Quarter

	Actions	Dollars (000)
TOTAL	6,006	895,509
CICA APPLICABILITY		
Pre-CICA	26	4,646
CICA Awards	5,950	885,983
Small Purchases	2	0
Subject to Statute other than CICA	28	4,880
KIND OF CONTRACT ACTION		
Initial Letter Contract	32	14,323
Def. Contract Superseding Letter	15	3,754
New Definitive Contract	985	294,944
Small Purchase Procedure	0	0
Order Under IDC	2,780	287,527
Order Under BOA	109	21,064
Order /Mod Under GSA Schedule	660	48,439
Order/Mod Under VA Schedule	1	50
Modifications	1,421	225,834
Termination for Default	0	0
Termination for Convenience	3	-526
SYNOPSIS OF PROCUREMENT PRIOR TO AWARD		
Synopsized Prior to Award	4,495	700,959
Not Synopsized Due to Urgency	305	43,986
Not Synopsized for Other Reason	1,206	150,564

**FEDERAL PROCUREMENT DATA SYSTEM
DEPARTMENT OF JUSTICE
Actions Reported Individually on SF279
Fiscal Year 1990 Through Fourth Quarter**

	Actions	Dollars (000)
SOLICITATION PROCEDURE		
Full and Open Competition - Sealed Bid	1,171	214,819
Full and Open Competition - Comp Proposal	2,945	417,314
Full and Open Competition - Combination	101	5,940
Architect Engineer	89	25,945
Basic Research	0	0
Multiple Award Schedule	493	38,435
Alternate Source/Reduced Cost	0	0
Alternate Source/Mobilization	0	0
Alternate Source/Eng R & D	1	163
Set-aside	61	10,075
Other than Full and Open Competition	1,089	173,292
FULL AND OPEN COMPETITION WITH ONLY ONE BIDDER/OFFERER	475	136,714
AUTHORITY FOR OTHER THAN FULL AND OPEN COMPETITION		
Only One Source	581	104,255
- Follow-on Contract	152	17,850
- Utilities (Regulated & Telecommunications)	6	2,834
Unusual & Compelling Urgency	346	50,195
Mobilization/Essential R&D	0	0
International Agreement	2	291
Authorized by Statute	177	18,481
Authorized Resale	0	0
National Security	2	58
Public Interest	1	12
EXTENT COMPETED		
Competed	5,115	748,432
Not Available for Competition	332	60,023
Follow-on to Competed Action	135	14,649
Not Competed	424	72,405
TYPE OF CONTRACT		
Fixed Price	5,355	796,631
Cost Reimbursement	113	41,109
Time and Material	520	56,365
Labor Hour	18	1,404
TYPE OF CONTRACTOR		
Small Disadvantaged Business	328	56,340
Other Small Business	2,990	284,420
Large Business	2,552	510,544
Sheltered Workshops	2	97
Educational & Nonprofit	127	40,527
State & Local Government	3	762
Foreign Contractor	4	2,819
Domestic Contractor Performing Outside US	0	0
WOMAN-OWNED SMALL BUSINESS	236	29,324
PREFERENCE PROGRAMS		
Directed to Sheltered Workshop	2	97
8 (a) Program	227	33,968
Combined LSA/SB Set-aside	19	5,467
Small Business Set-aside	268	26,749
Labor Surplus Area Set-aside	6	4,235
Tie Bid Preference	0	0
Buy Indian/Self Determination Act	1	579
No Preference Program or Not Listed	5,463	824,414
SUBJECT TO LABOR STATUTES		
Walsh Healy Act - Manufacturer	1,693	207,856
Walsh Healy Act - Dealer	1,493	113,375
Service Contract Act	1,665	302,036
Davis Bacon Act	384	124,384
Not Subject to Above Acts	771	147,858
PRODUCT OR SERVICE		
Supplies & Equipment	2,086	254,305
ADP Equipment, Purchase and Lease	1,298	104,175
Research & Development	16	4,043
Construction	308	123,678
Architect & Engineering	126	30,023
Real Property, Purchase & Lease, or Maintenance	43	3,777
ADP Services	339	76,655
Other Services	1,790	298,653

**FEDERAL PROCUREMENT DATA SYSTEM
DEPARTMENT OF LABOR
Actions Reported in Summary on SF281
Fiscal Year 1990 Through Fourth Quarter**

PART I - PRIME CONTRACTS							
	PROCUREMENT METHODS	Number of Actions (e)	NET DOLLAR AMOUNTS (000)				
			Small Business Concerns (b)	Large Business Concerns (c)	Domestic Outside U.S./ Foreign (d)	Other Entities (e)	Total Dollars (f)
NEW AWARDS AND MODIFICATIONS	1. Tariff or Regulated Acquisitions	0					0
	2. Contracts for Foreign Government or International Organization	0					0
	3. Small Purchases	20,047	16,256	5,522	1	1,404	23,183
	4. Delivery Orders - GSA Schedules Only	6,922	4,150	7,972	0	7	12,129
	5. Delivery Orders - Other Federal Schedules	71	55	6	0	1	62
	6. Delivery Orders - All Other	12	11	3	0	0	14
	7. Other Procurement Methods	35	66	91	0	88	245
	8. TOTAL NEW AWARDS AND MODIFICATIONS	27,087	20,538	13,584	1	1,500	35,633
COMPETITION	9. Competed	11,992	10,318	10,745	0	638	21,701
	10. Not Competed	9,479	9,300	2,287	1	660	12,248
	11. Not Available for Competition	5,618	920	562	0	202	1,884
MODIFICATIONS	12. TOTAL MODIFICATIONS (Excluding Line 3)	2,524					2,070

PART II - SELECTED SOCIOECONOMIC STATISTICS (Includes both new awards and modifications)					
PREFERENCE PROGRAMS			TYPE OF CONTRACTOR		
CATEGORY	Number of Actions (e)	Total net Dollars (b)	CATEGORY	Number of Actions (e)	Total net Dollars (b)
13. Small Business - Small Purchase Set-Aside	12,108	13,884	18. Small Disadvantaged Business	1,007	1,113
14. Small Business Set-Aside	48	100	19. Women-Owned Small Business	683	777
15. Labor Surplus Area Set-Aside	700	820	20. Sheltered Workshop	1	3
16. Combined Labor Surplus/ Small Business Set-Aside	2,688	1,460			
17. 8(a) Awards	33	73			

**DEPARTMENT OF LABOR
Actions Reported Individually on SF279
Fiscal Year 1990 Through Fourth Quarter**

	Actions	Dollars (000)
TOTAL	1,403	600,808
CICA APPLICABILITY		
Pre-CICA	22	3,528
CICA Awards	1,381	597,082
Small Purchases	0	0
Subject to Statute other than CICA	0	0
KIND OF CONTRACT ACTION		
Initial Letter Contract	1	155
Def. Contract Superseding Letter	8	4,891
New Definitive Contract	100	47,916
Small Purchase Procedure	0	0
Order Under IDC	0	0
Order Under BOA	0	0
Order /Mod Under GSA Schedule	7	227
Order/Mod Under VA Schedule	0	0
Modifications	1,268	547,828
Termination for Default	1	-207
Termination for Convenience	0	0
SYNOPSIS OF PROCUREMENT PRIOR TO AWARD		
Synopsized Prior to Award	1,221	534,542
Not Synopsized Due to Urgency	3	342
Not Synopsized for Other Reason	179	65,724

**FEDERAL PROCUREMENT DATA SYSTEM
DEPARTMENT OF LABOR
Actions Reported Individually on SF279
Fiscal Year 1990 Through Fourth Quarter**

	Actions	Dollars (000)
SOLICITATION PROCEDURE		
Full and Open Competition - Sealed Bid	189	82,131
Full and Open Competition - Comp Proposal	619	413,408
Full and Open Competition - Combination	1	300
Architect Engineer	35	2,945
Basic Research	0	0
Multiple Award Schedule	6	223
Alternate Source/Reduced Cost	0	0
Alternate Source/Mobilization	0	0
Alternate Source/Eng R & D	0	0
Set-aside	321	19,564
Other than Full and Open Competition	230	78,513
FULL AND OPEN COMPETITION WITH ONLY ONE BIDDER/OFFERER	188	152,923
AUTHORITY FOR OTHER THAN FULL AND OPEN COMPETITION		
Only One Source	31	13,844
- Follow-on Contract	0	0
- Utilities (Regulated & Telecommunications)	4	569
Unusual & Compelling Urgency	10	1,822
Mobilization/Essential R&D	0	0
International Agreement	0	0
Authorized by Statute	189	63,047
Authorized Resale	0	0
National Security	0	0
Public Interest	0	0
EXTENT COMPETED		
Competed	1,166	520,230
Not Available for Competition	192	63,383
Follow-on to Completed Action	0	0
Not Competed	45	16,995
TYPE OF CONTRACT		
Fixed Price	475	48,259
Cost Reimbursement	533	513,194
Time and Material	11	2,555
Labor Hour	384	36,600
TYPE OF CONTRACTOR		
Small Disadvantaged Business	222	51,399
Other Small Business	467	77,169
Large Business	472	333,714
Sheltered Workshops	2	223
Educational & Nonprofit	146	101,032
State & Local Government	94	37,071
Foreign Contractor	0	0
Domestic Contractor Performing Outside US	0	0
WOMAN-OWNED SMALL BUSINESS	86	21,868
PREFERENCE PROGRAMS		
Directed to Sheltered Workshop	1	209
8 (a) Program	96	18,236
Combined LSA/SB Set-aside	26	1,342
Small Business Set-aside	387	28,944
Labor Surplus Area Set-aside	104	83,014
Tie Bid Preference	0	0
Buy Indian/Self Determination Act	0	0
No Preference Program or Not Listed	787	480,863
SUBJECT TO LABOR STATUTES		
Walsh Healy Act - Manufacturer	16	1,022
Walsh Healy Act - Dealer	74	9,244
Service Contract Act	619	119,814
Davis Bacon Act	119	95,023
Not Subject to Above Acts	575	375,505
PRODUCT OR SERVICE		
Supplies & Equipment	18	1,193
ADP Equipment, Purchase and Lease	96	13,026
Research & Development	3	211
Construction	5	47
Architect & Engineering	67	6,377
Real Property, Purchase & Lease, or Maintenance	3	826
ADP Services	153	26,822
Other Services	1,058	552,106

**FEDERAL PROCUREMENT DATA SYSTEM
DEPARTMENT OF STATE
Actions Reported in Summary on SF281
Fiscal Year 1990 Through Fourth Quarter**

PART I - PRIME CONTRACTS							
	PROCUREMENT METHODS	Number of Actions (a)	NET DOLLAR AMOUNTS (000)				
			Small Business Concerns (b)	Large Business Concerns (c)	Domestic Outside U.S./ Foreign (d)	Other Entities (e)	Total Dollars (f)
NEW AWARDS AND MODIFICATIONS	1. Tariff or Regulated Acquisitions	4				64	
	2. Contracts for Foreign Government or International Organization	0				0	
	3. Small Purchases	6,840	19,480	4,406	422	102	24,410
	4. Delivery Orders - GSA Schedules Only	2,632	3,662	5,604	0	305	8,591
	5. Delivery Orders - Other Federal Schedules	19	11	61	0	28	100
	6. Delivery Orders - All Other	2,002	2,456	9,543	0	0	11,999
	7. Other Procurement Methods	8,144	13,269	4,266	6	156	17,699
	8. TOTAL NEW AWARDS AND MODIFICATIONS	19,641	38,896	23,882	428	591	63,883
COMPETITION	9. Competed	8,887	15,891	16,603	0	442	32,936
	10. Not Competed	5,338	11,688	6,470	429	131	18,718
	11. Not Available for Competition	5,416	11,319	809	-1	18	12,209
MODIFICATIONS	12. TOTAL MODIFICATIONS (Excluding Line 3)	2,049					2,077

PART II - SELECTED SOCIOECONOMIC STATISTICS (Includes both new awards and modifications)					
PREFERENCE PROGRAMS			TYPE OF CONTRACTOR		
CATEGORY	Number of Actions (a)	Total net Dollars (b)	CATEGORY	Number of Actions (a)	Total net Dollars (b)
13. Small Business - Small Purchase Set-Aside	3,058	7,181	18. Small Disadvantaged Business	2,883	6,494
14. Small Business Set-Aside	125	672	19. Women-Owned Small Business	2,143	5,541
15. Labor Surplus Area Set-Aside	1	10	20. Sheltered Workshop	5	23
16. Combined Labor Surplus/ Small Business Set-Aside	6	26			
17. 8(a) Awards	184	1,079			

**DEPARTMENT OF STATE
Actions Reported Individually on SF279
Fiscal Year 1990 Through Fourth Quarter**

	Actions	Dollars (000)
TOTAL	1,694	360,604
CICA APPLICABILITY		
Pre-CICA	24	5,284
CICA Awards	1,403	331,117
Small Purchases	0	0
Subject to Statute other than CICA	267	24,203
KIND OF CONTRACT ACTION		
Initial Letter Contract	27	8,335
Def. Contract Superseding Letter	3	360
New Definitive Contract	291	127,108
Small Purchase Procedure	0	0
Order Under IDC	524	55,097
Order Under BOA	1	35
Order /Mod Under GSA Schedule	176	11,379
Order/Mod Under VA Schedule	0	0
Modifications	671	180,724
Termination for Default	0	0
Termination for Convenience	1	-2,434
SYNOPSIS OF PROCUREMENT PRIOR TO AWARD		
Synopsized Prior to Award	633	183,989
Not Synopsized Due to Urgency	117	16,439
Not Synopsized for Other Reason	944	160,176

FEDERAL PROCUREMENT DATA SYSTEM
DEPARTMENT OF STATE
Actions Reported Individually on SF279
Fiscal Year 1990 Through Fourth Quarter

	Actions	Dollars (000)
SOLICITATION PROCEDURE		
Full and Open Competition - Sealed Bid	277	81,392
Full and Open Competition - Comp Proposal	385	117,873
Full and Open Competition - Combination	0	0
Architect Engineer	20	6,258
Basic Research	0	0
Multiple Award Schedule	118	7,868
Alternate Source/Reduced Cost	0	0
Alternate Source/Mobilization	9	1,472
Alternate Source/Eng R & D	0	0
Set-aside	32	7,377
Other than Full and Open Competition	562	128,877
FULL AND OPEN COMPETITION WITH ONLY ONE BIDDER/OFFERER	85	24,328
AUTHORITY FOR OTHER THAN FULL AND OPEN COMPETITION		
Only One Source	68	10,877
- Follow-on Contract	18	4,807
- Utilities (Regulated & Telecommunications)	0	0
Unusual & Compelling Urgency	139	17,793
Mobilization/Essential R&D	0	0
International Agreement	3	2,052
Authorized by Statute	332	94,757
Authorized Resale	0	0
National Security	20	3,398
Public Interest	0	0
EXTENT COMPETED		
Competed	1,143	232,397
Not Available for Competition	417	109,315
Follow-on to Competed Action	35	3,278
Not Competed	99	15,614
TYPE OF CONTRACT		
Fixed Price	1,008	201,906
Cost Reimbursement	142	60,690
Time and Material	33	5,325
Labor Hour	511	92,683
TYPE OF CONTRACTOR		
Small Disadvantaged Business	275	74,365
Other Small Business	585	90,241
Large Business	808	179,352
Sheltered Workshops	0	0
Educational & Nonprofit	18	15,313
State & Local Government	11	1,237
Foreign Contractor	0	0
Domestic Contractor Performing Outside US	1	96
WOMAN-OWNED SMALL BUSINESS	113	12,024
PREFERENCE PROGRAMS		
Directed to Sheltered Workshop	0	0
8 (a) Program	220	62,505
Combined LSA/SB Set-aside	1	56
Small Business Set-aside	78	15,449
Labor Surplus Area Set-aside	0	0
Tie Bid Preference	0	0
Buy Indian/Self Determination Act	0	0
No Preference Program or Not Listed	1,395	282,594
SUBJECT TO LABOR STATUTES		
Walsh Healy Act - Manufacturer	412	38,709
Walsh Healy Act - Dealer	58	6,274
Service Contract Act	244	69,349
Devis Bacon Act	15	1,107
Not Subject to Above Acts	965	245,165
PRODUCT OR SERVICE		
Supplies & Equipment	376	35,580
ADP Equipment, Purchase and Lease	221	18,822
Research & Development	5	-32
Construction	37	89,112
Architect & Engineering	60	9,046
Real Property, Purchase & Lease, or Maintenance	4	977
ADP Services	177	27,807
Other Services	814	179,292

FEDERAL PROCUREMENT DATA SYSTEM
DEPARTMENT OF TRANSPORTATION
Actions Reported in Summary on SF281
Fiscal Year 1990 Through Fourth Quarter

PART I - PRIME CONTRACTS							
	PROCUREMENT METHODS	Number of Actions (a)	NET DOLLAR AMOUNTS (000)				
			Small Business Concerns (b)	Large Business Concerns (c)	Domestic Outside U.S./ Foreign (d)	Other Entities (e)	Total Dollars (f)
NEW AWARDS AND MODIFICATIONS	1. Tariff or Regulated Acquisitions	862				5,308	
	2. Contracts for Foreign Government or International Organization	179				270	
	3. Small Purchases	225,455	216,703	90,842	2,442	21,547	331,534
	4. Delivery Orders - GSA Schedules Only	40,323	73,460	70,839	15	179	144,493
	5. Delivery Orders - Other Federal Schedules	6,131	3,429	5,807	0	486	9,722
	6. Delivery Orders - All Other	10,892	7,310	16,634	25	265	24,234
	7. Other Procurement Methods	17,261	4,438	1,529	16	4,197	10,180
	8. TOTAL NEW AWARDS AND MODIFICATIONS	301,103	305,340	185,651	2,498	26,674	525,741
COMPETITION	9. Competed	106,440	169,301	86,324	873	1,727	258,225
	10. Not Competed	86,629	53,673	59,235	1,304	21,854	136,066
	11. Not Available for Competition	106,034	82,366	40,092	321	3,093	131,450
MODIFICATIONS	12. TOTAL MODIFICATIONS (Excluding Line 3)	10,220					82,665

PART II - SELECTED SOCIOECONOMIC STATISTICS (Includes both new awards and modifications)					
PREFERENCE PROGRAMS			TYPE OF CONTRACTOR		
CATEGORY	Number of Actions (a)	Total net Dollars (b)	CATEGORY	Number of Actions (a)	Total net Dollars (b)
13. Small Business - Small Purchase Set-Aside	144,320	128,925	18. Small Disadvantaged Business	4,685	6,392
14. Small Business Set-Aside	25,423	32,818	19. Women-Owned Small Business	4,496	8,956
15. Labor Surplus Area Set-Aside	374	661	20. Sheltered Workshop	57	107
16. Combined Labor Surplus/ Small Business Set-Aside	2,269	2,031			
17. 8(a) Awards	485	1,135			

DEPARTMENT OF TRANSPORTATION
Actions Reported Individually on SF279
Fiscal Year 1990 Through Fourth Quarter

	Actions	Dollars (000)
TOTAL	6,022	2,564,298
CICA APPLICABILITY		
Pre-CICA	292	457,578
CICA Awards	5,966	2,090,076
Small Purchases	282	1,995
Subject to Statute other than CICA	82	14,649
KIND OF CONTRACT ACTION		
Initial Letter Contract	12	3,006
Def. Contract Superseding Letter	0	0
New Definitive Contract	1,538	608,659
Small Purchase Procedure	272	2,042
Order Under IDC	1,019	160,718
Order Under BOA	5	536
Order /Mod Under GSA Schedule	174	11,009
Order/Mod Under VA Schedule	0	0
Modifications	3,602	1,778,328
Termination for Default	0	0
Termination for Convenience	0	0
SYNOPSIS OF PROCUREMENT PRIOR TO AWARD		
Synopsized Prior to Award	3,808	1,029,248
Not Synopsized Due to Urgency	122	7,061
Not Synopsized for Other Reason	2,692	1,527,989

FEDERAL PROCUREMENT DATA SYSTEM
DEPARTMENT OF TRANSPORTATION
Actions Reported Individually on SF279
Fiscal Year 1990 Through Fourth Quarter

	Actions	Dollars (000)
SOLICITATION PROCEDURE		
Full and Open Competition - Sealed Bid	2,138	595,564
Full and Open Competition - Comp Proposal	1,536	769,732
Full and Open Competition - Combination	32	98,226
Architect Engineer	247	14,763
Basic Research	0	0
Multiple Award Schedule	156	10,002
Alternate Source/Reduced Cost	0	0
Alternate Source/Mobilization	0	0
Alternate Source/Eng R & D	0	0
Set-aside	308	89,216
Other than Full and Open Competition	1,549	512,573
FULL AND OPEN COMPETITION WITH ONLY ONE BIDDER/OFFERER	785	182,989
AUTHORITY FOR OTHER THAN FULL AND OPEN COMPETITION		
Only One Source	434	190,318
- Follow-on Contract	102	15,378
- Utilities (Regulated & Telecommunications)	2	79
Unusual & Compelling Urgency	141	51,523
Mobilization/Essential R&D	8	3,670
International Agreement	0	0
Authorized by Statute	957	264,591
Authorized Resale	0	0
National Security	9	2,471
Public Interest	0	0
EXTENT COMPETED		
Competed	4,928	2,028,188
Not Available for Competition	1,167	290,199
Follow-on to Competed Action	21	4,530
Not Competed	506	241,381
TYPE OF CONTRACT		
Fixed Price	5,001	1,549,618
Cost Reimbursement	1,141	896,915
Time and Material	89	23,045
Labor Hour	391	94,720
TYPE OF CONTRACTOR		
Small Disadvantaged Business	1,149	292,531
Other Small Business	2,952	630,564
Large Business	2,281	1,569,139
Sheltered Workshops	3	198
Educational & Nonprofit	153	54,337
State & Local Government	50	10,858
Foreign Contractor	33	6,629
Domestic Contractor Performing Outside US	1	42
WOMAN-OWNED SMALL BUSINESS	454	99,430
PREFERENCE PROGRAMS		
Directed to Sheltered Workshop	3	198
8 (a) Program	956	269,492
Combined LSA/SB Set-aside	7	2,085
Small Business Set-aside	737	201,862
Labor Surplus Area Set-aside	108	53,409
Tie Bid Preference	0	0
Buy Indian/Self Determination Act	0	0
No Preference Program or Not Listed	4,811	2,037,452
SUBJECT TO LABOR STATUTES		
Walsh Healy Act - Manufacturer	1,320	820,905
Walsh Healy Act - Dealer	885	242,793
Service Contract Act	792	235,858
Devis Bacon Act	1,512	374,346
Not Subject to Above Acts	2,113	890,398
PRODUCT OR SERVICE		
Supplies & Equipment	1,111	761,919
ADP Equipment, Purchase and Lease	603	363,780
Research & Development	647	99,125
Construction	1,582	384,521
Architect & Engineering	358	26,623
Real Property, Purchase & Lease, or Maintenance	12	1,810
ADP Services	167	59,594
Other Services	2,142	866,926

FEDERAL PROCUREMENT DATA SYSTEM
DEPARTMENT OF THE TREASURY
Actions Reported in Summary on SF281
Fiscal Year 1990 Through Fourth Quarter

PART I - PRIME CONTRACTS							
	PROCUREMENT METHODS	Number of Actions (a)	NET DOLLAR AMOUNTS (000)				Total Dollars (f)
			Small Business Concerns (b)	Large Business Concerns (c)	Domestic Outside U.S./Foreign (d)	Other Entities (e)	
NEW AWARDS AND MODIFICATIONS	1. Tariff or Regulated Acquisitions	66					2,278
	2. Contracts for Foreign Government or International Organization	227					715
	3. Small Purchases	78,234	109,159	34,351	156	664	144,330
	4. Delivery Orders - GSA Schedules Only	26,353	27,139	51,347	1	75	78,562
	5. Delivery Orders - Other Federal Schedules	694	333	729	0	31	1,093
	6. Delivery Orders - All Other	1,037	623	1,850	0	0	2,273
	7. Other Procurement Methods	59,737	11,717	7,302	4	514	19,537
	8. TOTAL NEW AWARDS AND MODIFICATIONS	166,351	148,971	95,379	161	1,284	248,788
COMPETITION	9. Competed	58,098	101,427	58,602	117	269	160,415
	10. Not Competed	38,577	24,587	15,771	36	545	40,939
	11. Not Available for Competition	69,676	22,957	21,006	8	470	47,434
MODIFICATIONS	12. TOTAL MODIFICATIONS (Excluding Line 3)	5,258					2,537

PART II - SELECTED SOCIOECONOMIC STATISTICS (Includes both new awards and modifications)					
PREFERENCE PROGRAMS			TYPE OF CONTRACTOR		
CATEGORY	Number of Actions (a)	Total net Dollars (b)	CATEGORY	Number of Actions (a)	Total net Dollars (b)
13. Small Business - Small Purchase Set-Aside	73,659	96,915	18. Small Disadvantaged Business	4,583	8,324
14. Small Business Set-Aside	791	998	19. Woman-Owned Small Business	6,064	7,416
15. Labor Surplus Area Set-Aside	2,997	3,125	20. Sheltered Workshop	37	101
16. Combined Labor Surplus/ Small Business Set-Aside	14,296	15,294			
17. 8(a) Awards	57	461			

DEPARTMENT OF THE TREASURY
Actions Reported Individually on SF279
Fiscal Year 1990 Through Fourth Quarter

	Actions	Dollars (000)
TOTAL	4,837	1,276,100
CICA APPLICABILITY		
Pre-CICA	471	110,616
CICA Awards	4,305	1,152,233
Small Purchases	0	0
Subject to Statute other than CICA	53	10,426
KIND OF CONTRACT ACTION		
Initial Letter Contract	23	13,886
Def. Contract Superseding Letter	8	3,558
New Definitive Contract	524	254,784
Small Purchase Procedure	0	0
Order Under IDC	2,252	436,259
Order Under BOA	131	252,415
Order/Mod Under GSA Schedule	782	50,735
Order/Mod Under VA Schedule	0	0
Modifications	1,134	266,306
Termination for Default	0	0
Termination for Convenience	5	-1,825
SYNOPSIS OF PROCUREMENT PRIOR TO AWARD		
Synopsized Prior to Award	2,453	609,112
Not Synopsized Due to Urgency	157	34,983
Not Synopsized for Other Reason	2,219	429,182

FEDERAL PROCUREMENT DATA SYSTEM
DEPARTMENT OF THE TREASURY
Actions Reported Individually on SF279
Fiscal Year 1990 Through Fourth Quarter

	Actions	Dollars (000)
SOLICITATION PROCEDURE		
Full and Open Competition - Sealed Bid	598	443,295
Full and Open Competition - Comp Proposal	1,567	407,577
Full and Open Competition - Combination	7	877
Architect Engineer	32	3,290
Basic Research	0	0
Multiple Award Schedule	503	32,448
Alternate Source/Reduced Cost	0	0
Alternate Source/Mobilization	0	0
Alternate Source/Eng R & D	0	0
Set-aside	581	45,253
Other than Full and Open Competition	1,037	219,493
FULL AND OPEN COMPETITION WITH ONLY ONE BIDDER/OFFERER	362	159,505
AUTHORITY FOR OTHER THAN FULL AND OPEN COMPETITION		
Only One Source	345	70,998
- Follow-on Contract	39	3,441
- Utilities (Regulated & Telecommunications)	15	6,594
Unusual & Compelling Urgency	214	38,545
Mobilization/Essential R&D	0	0
International Agreement	3	41
Authorized by Statute	485	108,986
Authorized Resale	2	730
National Security	8	193
Public Interest	0	0
EXTENT COMPETED		
Competed	3,790	1,041,938
Not Available for Competition	586	135,143
Follow-on to Competed Action	27	4,519
Not Competed	426	91,677
TYPE OF CONTRACT		
Fixed Price	4,354	1,096,321
Cost Reimbursement	110	127,775
Time and Material	22	1,717
Labor Hour	343	47,464
TYPE OF CONTRACTOR		
Small Disadvantaged Business	568	125,156
Other Small Business	1,334	151,547
Large Business	2,865	974,458
Sheltered Workshops	27	4,309
Educational & Nonprofit	13	2,177
State & Local Government	5	706
Foreign Contractor	17	14,924
Domestic Contractor Performing Outside US	0	0
WOMAN-OWNED SMALL BUSINESS	172	31,532
PREFERENCE PROGRAMS		
Directed to Sheltered Workshop	27	4,309
8 (a) Program	437	107,554
Combined LSA/SB Set-aside	23	5,811
Small Business Set-aside	585	48,907
Labor Surplus Area Set-aside	3	326
Tie Bid Preference	0	0
Buy Indian/Self Determination Act	1	-1,074
No Preference Program or Not Listed	3,753	1,107,444
SUBJECT TO LABOR STATUTES		
Walsh Healy Act - Manufacturer	1,261	291,123
Walsh Healy Act - Dealer	957	433,109
Service Contract Act	934	270,221
Devis Bacon Act	162	15,055
Not Subject to Above Acts	1,515	263,769
PRODUCT OR SERVICE		
Supplies & Equipment	1,204	638,009
ADP Equipment, Purchase and Lease	1,027	153,364
Research & Development	13	4,628
Construction	177	11,617
Architect & Engineering	38	3,480
Real Property, Purchase & Lease, or Maintenance	67	3,391
ADP Services	1,113	226,068
Other Services	1,198	235,513

FEDERAL PROCUREMENT DATA SYSTEM
DEPARTMENT OF VETERANS AFFAIRS
Actions Reported in Summary on SF281
Fiscal Year 1990 Through Fourth Quarter

PART I - PRIME CONTRACTS							
	PROCUREMENT METHODS	Number of Actions (e)	NET DOLLAR AMOUNTS (000)				
			Small Business Concerns (b)	Large Business Concerns (c)	Domestic Outside U.S./ Foreign (d)	Other Entities (e)	Total Dollars (f)
NEW AWARDS AND MODIFICATIONS	1. Tariff or Regulated Acquisitions	12,490				33,862	
	2. Contracts for Foreign Government or International Organization	4,358				425	
	3. Small Purchases	1,186,590	384,005	342,310	683	14,449	741,447
	4. Delivery Orders - GSA Schedules Only	96,847	58,686	83,513	32	310	142,541
	5. Delivery Orders - Other Federal Schedules	414,543	87,309	410,503	64	1,727	499,623
	6. Delivery Orders - All Other	53,247	35,413	30,389	389	2,152	88,343
	7. Other Procurement Methods	51,174	17,436	6,876	32	3,193	27,537
	8. TOTAL NEW AWARDS AND MODIFICATIONS	1,819,087	562,849	873,581	1,220	21,831	1,513,778
COMPETITION	9. Competed	647,038	290,637	574,007	511	3,047	868,202
	10. Not Competed	126,252	60,480	96,282	214	7,401	166,377
	11. Not Available for Competition	1,045,777	231,732	201,302	495	11,383	479,199
MODIFICATIONS	12. TOTAL MODIFICATIONS (Excluding Line 3)	1,194					234

PART II - SELECTED SOCIOECONOMIC STATISTICS (Includes both new awards and modifications)					
PREFERENCE PROGRAMS			TYPE OF CONTRACTOR		
CATEGORY	Number of Actions (a)	Total net Dollars (b)	CATEGORY	Number of Actions (a)	Total net Dollars (b)
13. Small Business - Small Purchase Set-Aside	431,413	179,154	18. Small Disadvantaged Business	23,698	19,100
14. Small Business Set-Aside	51,879	73,414	19. Women-Owned Small Business	41,281	24,550
15. Labor Surplus Area Set-Aside	95,572	82,719	20. Sheltered Workshop	658	798
16. Combined Labor Surplus/ Small Business Set-Aside	55,541	29,914			
17. 8(a) Awards	714	1,740			

DEPARTMENT OF VETERANS AFFAIRS
Actions Reported Individually on SF279
Fiscal Year 1990 Through Fourth Quarter

	Actions	Dollars (000)
TOTAL	29,251	1,408,905
GICA APPLICABILITY		
Pre-CICA	648	29,756
CICA Awards	28,263	1,374,924
Small Purchases	279	2,367
Subject to Statute other than CICA	63	1,858
KIND OF CONTRACT ACTION		
Initial Letter Contract	126	9,222
Def. Contract Superseding Letter	8	8,471
New Definitive Contract	3,906	646,110
Small Purchase Procedure	266	2,335
Order Under IDC	19,663	616,665
Order Under BOA	20	2,231
Order /Mod Under GSA Schedule	870	49,118
Order/Mod Under VA Schedule	1,113	47,042
Modifications	3,277	27,867
Termination for Default	1	-150
Termination for Convenience	1	-6
SYNOPSIS OF PROCUREMENT PRIOR TO AWARD		
Synopsized Prior to Award	11,478	978,072
Not Synopsized Due to Urgency	150	7,606
Not Synopsized for Other Reason	17,625	423,227

FEDERAL PROCUREMENT DATA SYSTEM
DEPARTMENT OF VETERANS AFFAIRS
Actions Reported Individually on SF279
Fiscal Year 1990 Through Fourth Quarter

SOLICITATION PROCEDURE	Actions	Dollars (000)
Full and Open Competition - Sealed Bid	4,853	369,863
Full and Open Competition - Comp Proposal	2,719	287,190
Full and Open Competition - Combination	45	5,206
Architect Engineer	513	42,924
Basic Research	1	39
Multiple Award Schedule	1,960	131,441
Alternate Source/Reduced Cost	0	0
Alternate Source/Mobilization	1	31
Alternate Source/Eng R & D	0	0
Set-aside	2,197	142,289
Other than Full and Open Competition	15,974	395,941
FULL AND OPEN COMPETITION WITH ONLY ONE BIDDER/OFFERER	1,708	66,186
AUTHORITY FOR OTHER THAN FULL AND OPEN COMPETITION		
Only One Source	2,303	136,907
- Follow-on Contract	43	1,801
- Utilities (Regulated & Telecommunications)	1,813	103,205
Unusual & Compelling Urgency	157	8,464
Mobilization/Essential R&D	7	1,174
International Agreement	0	0
Authorized by Statute	13,500	249,248
Authorized Resale	1	5
National Security	0	0
Public Interest	6	143
EXTENT COMPETED		
Competed	12,984	1,000,062
Not Available for Competition	15,450	368,531
Follow-on to Competed Action	53	2,469
Not Competed	754	37,813
TYPE OF CONTRACT		
Fixed Price	29,195	1,404,165
Cost Reimbursement	40	2,718
Time and Material	8	473
Labor Hour	10	1,549
TYPE OF CONTRACTOR		
Small Disadvantaged Business	909	76,758
Other Small Business	10,968	367,488
Large Business	15,277	887,692
Sheltered Workshops	10	246
Educational & Nonprofit	1,218	38,766
State & Local Government	866	37,908
Foreign Contractor	1	27
Domestic Contractor Performing Outside US	2	40
WOMAN-OWNED SMALL BUSINESS	702	29,846
PREFERENCE PROGRAMS		
Directed to Sheltered Workshop	10	246
8 (a) Program	507	57,673
Combined LSA/SB Set-aside	278	7,379
Small Business Set-aside	1,501	54,632
Labor Surplus Area Set-aside	866	87,206
Tie Bid Preference	0	0
Buy Indian/Self Determination Act	0	0
No Preference Program or Not Listed	26,069	1,201,769
SUBJECT TO LABOR STATUTES		
Walsh Healy Act - Manufacturer	4,554	427,785
Walsh Healy Act - Dealer	1,295	52,396
Service Contract Act	14,959	256,987
Devis Bacon Act	3,999	429,035
Not Subject to Above Acts	4,444	242,722
PRODUCT OR SERVICE		
Supplies & Equipment	8,038	457,740
ADP Equipment, Purchase and Lease	195	34,086
Research & Development	18	1,832
Construction	3,996	427,134
Architect & Engineering	625	45,883
Real Property, Purchase & Lease, or Maintenance	182	3,347
ADP Services	109	12,050
Other Services	18,088	426,833

FEDERAL PROCUREMENT DATA SYSTEM
ACTION
Actions Reported in Summary on SF281
Fiscal Year 1990 Through Fourth Quarter

PART I - PRIME CONTRACTS							
	PROCUREMENT METHODS	Number of Actions (a)	NET DOLLAR AMOUNTS (000)				Total Dollars (f)
			Small Business Concerns (b)	Large Business Concerns (c)	Domestic Outside U.S./ Foreign (d)	Other Entities (e)	
NEW AWARDS AND MODIFICATIONS	1. Tariff or Regulated Acquisitions	0					0
	2. Contracts for Foreign Government or International Organization	0					0
	3. Small Purchases	973	1,964	387	0	0	2,351
	4. Delivery Orders - GSA Schedules Only	202	158	162	0	0	318
	5. Delivery Orders - Other Federal Schedules	67	22	81	0	0	83
	6. Delivery Orders - All Other	11	9	0	0	0	9
	7. Other Procurement Methods	13	0	2	0	0	2
	8. TOTAL NEW AWARDS AND MODIFICATIONS	1,266	2,151	612	0	0	2,763
COMPETITION	9. Competed	281	165	282	0	0	447
	10. Not Competed	682	1,915	223	0	0	2,138
	11. Not Available for Competition	303	71	107	0	0	178
MODIFICATIONS	12. TOTAL MODIFICATIONS (Excluding Line 3)	5					9

PART II - SELECTED SOCIOECONOMIC STATISTICS (Includes both new awards and modifications)					
PREFERENCE PROGRAMS			TYPE OF CONTRACTOR		
CATEGORY	Number of Actions (a)	Total net Dollars (b)	CATEGORY	Number of Actions (a)	Total net Dollars (b)
13. Small Business - Small Purchase Set-Aside	5	2	18. Small Disadvantaged Business	0	0
14. Small Business Set-Aside	0	0	19. Woman-Owned Small Business	32	16
15. Labor Surplus Area Set-Aside	0	0	20. Sheltered Workshop	0	0
16. Combined Labor Surplus/ Small Business Set-Aside	0	0			
17. 8(a) Awards	0	0			

ACTION
Actions Reported Individually on SF279
Fiscal Year 1990 Through Fourth Quarter

	Actions	Dollars (000)
TOTAL	0	0
CICA APPLICABILITY		
Pre-CICA	0	0
CICA Awards	0	0
Small Purchases	0	0
Subject to Statute other than CICA	0	0
KIND OF CONTRACT ACTION		
Initial Letter Contract	0	0
Def. Contract Superseding Letter	0	0
New Definitive Contract	0	0
Small Purchase Procedure	0	0
Order Under IDC	0	0
Order Under BOA	0	0
Order /Mod Under GSA Schedule	0	0
Order/Mod Under VA Schedule	0	0
Modifications	0	0
Termination for Default	0	0
Termination for Convenience	0	0
SYNOPSIS OF PROCUREMENT PRIOR TO AWARD		
Synopsized Prior to Award	0	0
Not Synopsized Due to Urgency	0	0
Not Synopsized for Other Reason	0	0

FEDERAL PROCUREMENT DATA SYSTEM
ACTION
Actions Reported Individually on SF279
Fiscal Year 1990 Through Fourth Quarter

	Actions	Dollars (000)
SOLICITATION PROCEDURE		
Full and Open Competition - Sealed Bid	0	0
Full and Open Competition - Comp Proposal	0	0
Full and Open Competition - Combination	0	0
Architect Engineer	0	0
Basic Research	0	0
Multiple Award Schedule	0	0
Alternate Source/Reduced Cost	0	0
Alternate Source/Mobilization	0	0
Alternate Source/Eng R & D	0	0
Set-aside	0	0
Other than Full and Open Competition	0	0
FULL AND OPEN COMPETITION WITH ONLY ONE BIDDER/OFFERER		
AUTHORITY FOR OTHER THAN FULL AND OPEN COMPETITION		
Only One Source	0	0
- Follow-on Contract	0	0
- Utilities (Regulated & Telecommunications)	0	0
Unusual & Compelling Urgency	0	0
Mobilization/Essential R&D	0	0
International Agreement	0	0
Authorized by Statute	0	0
Authorized Resale	0	0
National Security	0	0
Public Interest	0	0
EXTENT COMPETED		
Competed	0	0
Not Available for Competition	0	0
Follow-on to Competed Action	0	0
Not Competed	0	0
TYPE OF CONTRACT		
Fixed Price	0	0
Cost Reimbursement	0	0
Time and Material	0	0
Labor Hour	0	0
TYPE OF CONTRACTOR		
Small Disadvantaged Business	0	0
Other Small Business	0	0
Large Business	0	0
Sheltered Workshops	0	0
Educational & Nonprofit	0	0
State & Local Government	0	0
Foreign Contractor	0	0
Domestic Contractor Performing Outside US	0	0
WOMAN-OWNED SMALL BUSINESS		
PREFERENCE PROGRAMS		
Directed to Sheltered Workshop	0	0
8 (a) Program	0	0
Combined LSA/SB Set-aside	0	0
Small Business Set-aside	0	0
Labor Surplus Area Set-aside	0	0
Tie Bid Preference	0	0
Buy Indian/Self Determination Act	0	0
No Preference Program or Not Listed	0	0
SUBJECT TO LABOR STATUTES		
Walsh Healy Act - Manufacturer	0	0
Walsh Healy Act - Dealer	0	0
Service Contract Act	0	0
Devis Bacon Act	0	0
Not Subject to Above Acts	0	0
PRODUCT OR SERVICE		
Supplies & Equipment	0	0
ADP Equipment, Purchase and Lease	0	0
Research & Development	0	0
Construction	0	0
Architect & Engineering	0	0
Real Property, Purchase & Lease, or Maintenance	0	0
ADP Services	0	0
Other Services	0	0

FEDERAL PROCUREMENT DATA SYSTEM
ADMINISTRATIVE CONFERENCE OF THE U.S.
Actions Reported in Summary on SF281
Fiscal Year 1990 Through Fourth Quarter

PART I - PRIME CONTRACTS							
	PROCUREMENT METHODS	Number of Actions (a)	NET DOLLAR AMOUNTS (000)				Total Dollars (f)
			Small Business Concerns (b)	Large Business Concerns (c)	Domestic Outside U.S./ Foreign (d)	Other Entities (e)	
NEW AWARDS AND MODIFICATIONS	1. Tariff or Regulated Acquisitions	41					28
	2. Contracts for Foreign Government or International Organization	0					0
	3. Small Purchases	572	147	9	0	3	159
	4. Delivery Orders - GSA Schedules Only	39	1	30	0	0	31
	5. Delivery Orders - Other Federal Schedules	0	0	0	0	0	0
	6. Delivery Orders - All Other	0	0	0	0	0	0
	7. Other Procurement Methods	20	75	0	0	0	75
	8. TOTAL NEW AWARDS AND MODIFICATIONS	672	223	39	0	3	291
COMPETITION	9. Competed	648	219	39	0	3	278
	10. Not Competed	2	4	0	0	0	4
	11. Not Available for Competition	22	0	0	0	0	9
MODIFICATIONS	12. TOTAL MODIFICATIONS (Excluding Line 3)	0					0

PART II - SELECTED SOCIOECONOMIC STATISTICS (Includes both new awards and modifications)					
PREFERENCE PROGRAMS			TYPE OF CONTRACTOR		
CATEGORY	Number of Actions (a)	Total net Dollars (b)	CATEGORY	Number of Actions (a)	Total net Dollars (b)
13. Small Business - Small Purchase Set-Aside	563	147	18. Small Disadvantaged Business	13	3
14. Small Business Set-Aside	0	0	19. Women-Owned Small Business	30	21
15. Labor Surplus Area Set-Aside	0	0	20. Sheltered Workshop	0	0
16. Combined Labor Surplus/ Small Business Set-Aside	0	0			
17. 8(a) Awards	20	24			

ADMINISTRATIVE CONFERENCE OF THE U.S.
Actions Reported Individually on SF279
Fiscal Year 1990 Through Fourth Quarter

	Actions	Dollars (000)
TOTAL	0	0
CICA APPLICABILITY		
Pre-CICA	0	0
CICA Awards	0	0
Small Purchases	0	0
Subject to Statute other than CICA	0	0
KIND OF CONTRACT ACTION		
Initial Letter Contract	0	0
Def. Contract Superseding Letter	0	0
New Definitive Contract	0	0
Small Purchase Procedure	0	0
Order Under IDC	0	0
Order Under BOA	0	0
Order/Mod Under GSA Schedule	0	0
Order/Mod Under VA Schedule	0	0
Modifications	0	0
Termination for Default	0	0
Termination for Convenience	0	0
SYNOPSIS OF PROCUREMENT PRIOR TO AWARD		
Synopsized Prior to Award	0	0
Not Synopsized Due to Urgency	0	0
Not Synopsized for Other Reason	0	0

FEDERAL PROCUREMENT DATA SYSTEM
ADMINISTRATIVE CONFERENCE OF THE U.S.
 Actions Reported Individually on SF279
 Fiscal Year 1990 Through Fourth Quarter

	Actions	Dollars (000)
SOLICITATION PROCEDURE		
Full and Open Competition - Sealed Bid	0	0
Full and Open Competition - Comp Proposal	0	0
Full and Open Competition - Combination	0	0
Architect Engineer	0	0
Basic Research	0	0
Multiple Award Schedule	0	0
Alternate Source/Reduced Cost	0	0
Alternate Source/Mobilization	0	0
Alternate Source/Eng R & D	0	0
Set-aside	0	0
Other than Full and Open Competition	0	0
FULL AND OPEN COMPETITION WITH ONLY ONE BIDDER/OFFERER	0	0
AUTHORITY FOR OTHER THAN FULL AND OPEN COMPETITION		
Only One Source	0	0
- Follow-on Contract	0	0
- Utilities (Regulated & Telecommunications)	0	0
Unusual & Compelling Urgency	0	0
Mobilization/Essential R&D	0	0
International Agreement	0	0
Authorized by Statute	0	0
Authorized Resale	0	0
National Security	0	0
Public Interest	0	0
EXTENT COMPETED		
Competed	0	0
Not Available for Competition	0	0
Follow-on to Competed Action	0	0
Not Competed	0	0
TYPE OF CONTRACT		
Fixed Price	0	0
Cost Reimbursement	0	0
Time and Material	0	0
Labor Hour	0	0
TYPE OF CONTRACTOR		
Small Disadvantaged Business	0	0
Other Small Business	0	0
Large Business	0	0
Sheltered Workshops	0	0
Educational & Nonprofit	0	0
State & Local Government	0	0
Foreign Contractor	0	0
Domestic Contractor Performing Outside US	0	0
WOMAN-OWNED SMALL BUSINESS		
PREFERENCE PROGRAMS		
Directed to Sheltered Workshop	0	0
8 (a) Program	0	0
Combined LSA/SB Set-aside	0	0
Small Business Set-aside	0	0
Labor Surplus Area Set-aside	0	0
Tie Bid Preference	0	0
Buy Indian/Self Determination Act	0	0
No Preference Program or Not Listed	0	0
SUBJECT TO LABOR STATUTES		
Walsh Healy Act - Manufacturer	0	0
Walsh Healy Act - Dealer	0	0
Service Contract Act	0	0
Devis Bacon Act	0	0
Not Subject to Above Acts	0	0
PRODUCT OR SERVICE		
Supplies & Equipment	0	0
ADP Equipment, Purchase and Lease	0	0
Research & Development	0	0
Construction	0	0
Architect & Engineering	0	0
Real Property, Purchase & Lease, or Maintenance	0	0
ADP Services	0	0
Other Services	0	0

FEDERAL PROCUREMENT DATA SYSTEM
AGENCY FOR INTERNATIONAL DEVELOPMENT
Actions Reported in Summary on SF281
Fiscal Year 1990 Through Fourth Quarter

PART I - PRIME CONTRACTS							
	PROCUREMENT METHODS	Number of Actions (e)	NET DOLLAR AMOUNTS (000)				
			Small Business Concerns (b)	Large Business Concerns (c)	Domestic Outside U.S./ Foreign (d)	Other Entities (e)	Total Dollars (f)
NEW AWARDS AND MODIFICATIONS	1. Tariff or Regulated Acquisitions	0				0	
	2. Contracts for Foreign Government or International Organization	0				0	
	3. Small Purchases	5,926	4,549	5,321	8,444	46	18,380
	4. Delivery Orders - GSA Schedules Only	505	801	1,072	0	10	1,883
	5. Delivery Orders - Other Federal Schedules	109	209	281	444	0	934
	6. Delivery Orders - All Other	32	138	146	0	0	284
	7. Other Procurement Methods	908	79	5	3,575	29	3,688
	8. TOTAL NEW AWARDS AND MODIFICATIONS	7,480	5,776	6,825	12,463	85	25,149
COMPETITION	9. Competed	3,385	2,974	3,341	7,159	21	13,485
	10. Not Competed	2,883	1,758	975	4,098	53	6,884
	11. Not Available for Competition	1,212	1,044	2,509	1,206	11	4,770
MODIFICATIONS	12. TOTAL MODIFICATIONS (Excluding Line 3)	0					0

PART II - SELECTED SOCIOECONOMIC STATISTICS (Includes both new awards and modifications)					
PREFERENCE PROGRAMS			TYPE OF CONTRACTOR		
CATEGORY	Number of Actions (a)	Total net Dollars (b)	CATEGORY	Number of Actions (a)	Total net Dollars (b)
13. Small Business - Small Purchase Set-Aside	559	1,240	18. Small Disadvantaged Business	23	211
14. Small Business Set-Aside	15	77	19. Women-Owned Small Business	126	703
15. Labor Surplus Area Set-Aside	0	0	20. Sheltered Workshop	0	0
16. Combined Labor Surplus/ Small Business Set-Aside	0	0			
17. 8(a) Awards	7	92			

AGENCY FOR INTERNATIONAL DEVELOPMENT
Actions Reported Individually on SF279
Fiscal Year 1990 Through Fourth Quarter

	Actions	Dollars (000)
TOTAL	870	360,277
CICA APPLICABILITY		
Pre-CICA	14	8,578
CICA Awards	713	300,919
Small Purchases	0	0
Subject to Statute other than CICA	143	50,780
KIND OF CONTRACT ACTION		
Initial Letter Contract	0	0
Def. Contract Superseding Letter	0	0
New Definitive Contract	289	103,754
Small Purchase Procedure	0	0
Order Under IDC	217	22,076
Order Under BOA	8	732
Order /Mod Under GSA Schedule	3	257
Order/Mod Under VA Schedule	0	0
Modifications	373	233,458
Termination for Default	0	0
Termination for Convenience	0	0
SYNOPSIS OF PROCUREMENT PRIOR TO AWARD		
Synopsized Prior to Award	481	239,988
Not Synopsized Due to Urgency	21	7,268
Not Synopsized for Other Reason	368	113,021

FEDERAL PROCUREMENT DATA SYSTEM
AGENCY FOR INTERNATIONAL DEVELOPMENT
Actions Reported Individually on SF279
Fiscal Year 1990 Through Fourth Quarter

	Actions	Dollars (000)
SOLICITATION PROCEDURE		
Full and Open Competition - Sealed Bid	21	10,703
Full and Open Competition - Comp Proposal	428	184,108
Full and Open Competition - Combination	26	17,773
Architect Engineer	4	709
Basic Research	0	0
Multiple Award Schedule	4	282
Alternate Source/Reduced Cost	0	0
Alternate Source/Mobilization	0	0
Alternate Source/Eng R & D	0	0
Set-aside	10	2,818
Other than Full and Open Competition	220	74,526
FULL AND OPEN COMPETITION WITH ONLY ONE BIDDER/OFFERER	47	43,839
AUTHORITY FOR OTHER THAN FULL AND OPEN COMPETITION		
Only One Source	37	17,228
- Follow-on Contract	21	6,491
- Utilities (Regulated & Telecommunications)	0	0
Unusual & Compelling Urgency	23	7,433
Mobilization/Essential R&D	10	914
International Agreement	2	64
Authorized by Statute	148	48,889
Authorized Resale	0	0
National Security	0	0
Public Interest	0	0
EXTENT COMPETED		
Competed	600	274,668
Not Available for Competition	211	74,689
Follow-on to Competed Action	7	409
Not Competed	52	10,511
TYPE OF CONTRACT		
Fixed Price	247	58,838
Cost Reimbursement	431	281,992
Time and Material	187	18,155
Labor Hour	5	1,292
TYPE OF CONTRACTOR		
Small Disadvantaged Business	157	69,151
Other Small Business	164	32,080
Large Business	152	87,850
Sheltered Workshops	0	0
Educational & Nonprofit	72	59,081
State & Local Government	14	6,846
Foreign Contractor	87	24,475
Domestic Contractor Performing Outside US	224	81,014
WOMAN-OWNED SMALL BUSINESS	62	7,380
PREFERENCE PROGRAMS		
Directed to Sheltered Workshop	0	0
8 (a) Program	102	42,192
Combined LSA/SB Set-aside	1	1,000
Small Business Set-aside	38	4,307
Labor Surplus Area Set-aside	0	0
Tie Bid Preference	0	0
Buy Indian/Self Determination Act	0	0
No Preference Program or Not Listed	729	312,778
SUBJECT TO LABOR STATUTES		
Walsh Healy Act - Manufacturer	24	3,720
Walsh Healy Act - Dealer	12	1,859
Service Contract Act	20	10,553
Devis Bacon Act	0	0
Not Subject to Above Acts	814	344,345
PRODUCT OR SERVICE		
Supplies & Equipment	52	15,759
ADP Equipment, Purchase and Lease	6	437
Research & Development	22	3,626
Construction	2	261
Architect & Engineering	15	17,938
Real Property, Purchase & Lease, or Maintenance	0	0
ADP Services	14	3,876
Other Services	759	318,362

FEDERAL PROCUREMENT DATA SYSTEM
AMERICAN BATTLE MONUMENTS COMMISSION
Actions Reported in Summary on SF281
Fiscal Year 1990 Through Fourth Quarter

PART I - PRIME CONTRACTS							
	PROCUREMENT METHODS	Number of Actions (a)	NET DOLLAR AMOUNTS (000)				
			Small Business Concerns (b)	Large Business Concerns (c)	Domestic Outside U.S./ Foreign (d)	Other Entities (e)	Total Dollars (f)
NEW AWARDS AND MODIFICATIONS	1. Tariff or Regulated Acquisitions	0				0	
	2. Contracts for Foreign Government or International Organization	0				0	
	3. Small Purchases	1,718	0	0	938	0	938
	4. Delivery Orders - GSA Schedules Only	15	8	8	0	0	14
	5. Delivery Orders - Other Federal Schedules	7	0	0	0	5	5
	6. Delivery Orders - All Other	0	0	0	0	0	0
	7. Other Procurement Methods	401	0	0	248	0	248
	8. TOTAL NEW AWARDS AND MODIFICATIONS	2,139	8	8	1,184	5	1,203
COMPETITION	9. Competed	171	0	0	59	0	59
	10. Not Competed	388	1	0	177	0	178
	11. Not Available for Competition	1,582	7	6	948	5	966
MODIFICATIONS	12. TOTAL MODIFICATIONS (Excluding Line 3)	0					0

PART II - SELECTED SOCIOECONOMIC STATISTICS (Includes both new awards and modifications)					
PREFERENCE PROGRAMS			TYPE OF CONTRACTOR		
CATEGORY	Number of Actions (a)	Total net Dollars (b)	CATEGORY	Number of Actions (a)	Total net Dollars (b)
13. Small Business - Small Purchase Set-Aside	0	0	18. Small Disadvantaged Business	0	0
14. Small Business Set-Aside	0	0	19. Woman-Owned Small Business	0	0
15. Labor Surplus Area Set-Aside	0	0	20. Sheltered Workshop	0	0
16. Combined Labor Surplus/ Small Business Set-Aside	0	0			
17. 8(a) Awards	0	0			

AMERICAN BATTLE MONUMENTS COMMISSION
Actions Reported Individually on SF279
Fiscal Year 1990 Through Fourth Quarter

	Actions	Dollars (000)
TOTAL	0	0
CICA APPLICABILITY		
Pre-CICA	0	0
CICA Awards	0	0
Small Purchases	0	0
Subject to Statute other than CICA	0	0
KIND OF CONTRACT ACTION		
Initial Letter Contract	0	0
Def. Contract Superseding Letter	0	0
New Definitive Contract	0	0
Small Purchase Procedure	0	0
Order Under IDC	0	0
Order Under BOA	0	0
Order /Mod Under GSA Schedule	0	0
Order/Mod Under VA Schedule	0	0
Modifications	0	0
Termination for Default	0	0
Termination for Convenience	0	0
SYNOPSIS OF PROCUREMENT PRIOR TO AWARD		
Synopsized Prior to Award	0	0
Not Synopsized Due to Urgency	0	0
Not Synopsized for Other Reason	0	0

FEDERAL PROCUREMENT DATA SYSTEM
AMERICAN BATTLE MONUMENTS COMMISSION
Actions Reported Individually on SF279
Fiscal Year 1990 Through Fourth Quarter

	Actions	Dollars (000)
SOLICITATION PROCEDURE		
Full and Open Competition - Sealed Bid	0	0
Full and Open Competition - Comp Proposal	0	0
Full and Open Competition - Combination	0	0
Architect Engineer	0	0
Basic Research	0	0
Multiple Award Schedule	0	0
Alternate Source/Reduced Cost	0	0
Alternate Source/Mobilization	0	0
Alternate Source/Eng R & D	0	0
Set-aside	0	0
Other than Full and Open Competition	0	0
FULL AND OPEN COMPETITION WITH ONLY ONE BIDDER/OFFERER	0	0
AUTHORITY FOR OTHER THAN FULL AND OPEN COMPETITION		
Only One Source	0	0
- Follow-on Contract	0	0
- Utilities (Regulated & Telecommunications)	0	0
Unusual & Compelling Urgency	0	0
Mobilization/Essential R&D	0	0
International Agreement	0	0
Authorized by Statute	0	0
Authorized Resale	0	0
National Security	0	0
Public Interest	0	0
EXTENT COMPETED		
Competed	0	0
Not Available for Competition	0	0
Follow-on to Competed Action	0	0
Not Competed	0	0
TYPE OF CONTRACT		
Fixed Price	0	0
Cost Reimbursement	0	0
Time and Material	0	0
Labor Hour	0	0
TYPE OF CONTRACTOR		
Small Disadvantaged Business	0	0
Other Small Business	0	0
Large Business	0	0
Sheltered Workshops	0	0
Educational & Nonprofit	0	0
State & Local Government	0	0
Foreign Contractor	0	0
Domestic Contractor Performing Outside US	0	0
WOMAN-OWNED SMALL BUSINESS	0	0
PREFERENCE PROGRAMS		
Directed to Sheltered Workshop	0	0
8 (a) Program	0	0
Combined LSA/SB Set-aside	0	0
Small Business Set-aside	0	0
Labor Surplus Area Set-aside	0	0
Tie Bid Preference	0	0
Buy Indian/Self Determination Act	0	0
No Preference Program or Not Listed	0	0
SUBJECT TO LABOR STATUTES		
Walsh Healy Act - Manufacturer	0	0
Walsh Healy Act - Dealer	0	0
Service Contract Act	0	0
Devis Bacon Act	0	0
Not Subject to Above Acts	0	0
PRODUCT OR SERVICE		
Supplies & Equipment	0	0
ADP Equipment, Purchase and Lease	0	0
Research & Development	0	0
Construction	0	0
Architect & Engineering	0	0
Real Property, Purchase & Lease, or Maintenance	0	0
ADP Services	0	0
Other Services	0	0

FEDERAL PROCUREMENT DATA SYSTEM
BOARD FOR INTERNATIONAL BROADCASTING
 Actions Reported in Summary on SF281
 Fiscal Year 1990 Through Fourth Quarter

PART I - PRIME CONTRACTS						
	PROCUREMENT METHODS	Number of Actions (a)	NET DOLLAR AMOUNTS (000)			
			Small Business Concerns (b)	Large Business Concerns (c)	Domestic Outside U.S./ Foreign (d)	Other Entities (e)
NEW AWARDS AND MODIFICATIONS	1. Tariff or Regulated Acquisitions	0				0
	2. Contracts for Foreign Government or International Organization	0				0
	3. Small Purchases	8	0	12	0	12
	4. Delivery Orders - GSA Schedules Only	1	4	1	0	5
	5. Delivery Orders - Other Federal Schedules	0	0	0	0	0
	6. Delivery Orders - All Other	27	0	11	0	11
	7. Other Procurement Methods	0	0	0	0	0
	8. TOTAL NEW AWARDS AND MODIFICATIONS	36	4	24	0	28
COMPETITION	9. Competed	1	4	1	0	5
	10. Not Competed	35	0	23	0	23
	11. Not Available for Competition	0	0	0	0	0
MODIFICATIONS	12. TOTAL MODIFICATIONS (Excluding Line 3)	0				0

PART II - SELECTED SOCIOECONOMIC STATISTICS (Includes both new awards and modifications)					
PREFERENCE PROGRAMS			TYPE OF CONTRACTOR		
CATEGORY	Number of Actions (a)	Total net Dollars (b)	CATEGORY	Number of Actions (a)	Total net Dollars (b)
13. Small Business - Small Purchase Set-Aside	0	0	18. Small Disadvantaged Business	0	0
14. Small Business Set-Aside	0	0	19. Women-Owned Small Business	0	0
15. Labor Surplus Area Set-Aside	0	0	20. Sheltered Workshop	0	0
16. Combined Labor Surplus/ Small Business Set-Aside	0	0			
17. 8(a) Awards	0	0			

BOARD FOR INTERNATIONAL BROADCASTING
 Actions Reported Individually on SF279
 Fiscal Year 1990 Through Fourth Quarter

	Actions	Dollars (000)
TOTAL	0	0
CICA APPLICABILITY		
Pre-CICA	0	0
CICA Awards	0	0
Small Purchases	0	0
Subject to Statute other than CICA	0	0
KIND OF CONTRACT ACTION		
Initial Letter Contract	0	0
Def. Contract Superseding Letter	0	0
New Definitive Contract	0	0
Small Purchase Procedure	0	0
Order Under IDC	0	0
Order Under BOA	0	0
Order /Mod Under GSA Schedule	0	0
Order/Mod Under VA Schedule	0	0
Modifications	0	0
Termination for Default	0	0
Termination for Convenience	0	0
SYNOPSIS OF PROCUREMENT PRIOR TO AWARD		
Synopsized Prior to Award	0	0
Not Synopsized Due to Urgency	0	0
Not Synopsized for Other Reason	0	0

FEDERAL PROCUREMENT DATA SYSTEM
BOARD FOR INTERNATIONAL BROADCASTING
Actions Reported Individually on SF279
Fiscal Year 1990 Through Fourth Quarter

	Actions	Dollars (000)
SOLICITATION PROCEDURE		
Full and Open Competition - Sealed Bid	0	0
Full and Open Competition - Comp Proposal	0	0
Full and Open Competition - Combination	0	0
Architect Engineer	0	0
Basic Research	0	0
Multiple Award Schedule	0	0
Alternate Source/Reduced Cost	0	0
Alternate Source/Mobilization	0	0
Alternate Source/Eng R & D	0	0
Set-aside	0	0
Other than Full and Open Competition	0	0
FULL AND OPEN COMPETITION WITH ONLY ONE BIDDER/OFFERER	0	0
AUTHORITY FOR OTHER THAN FULL AND OPEN COMPETITION		
Only One Source	0	0
- Follow-on Contract	0	0
- Utilities (Regulated & Telecommunications)	0	0
Unusual & Compelling Urgency	0	0
Mobilization/Essential R&D	0	0
International Agreement	0	0
Authorized by Statute	0	0
Authorized Resale	0	0
National Security	0	0
Public Interest	0	0
EXTENT COMPETED		
Competed	0	0
Not Available for Competition	0	0
Follow-on to Competed Action	0	0
Not Competed	0	0
TYPE OF CONTRACT		
Fixed Price	0	0
Cost Reimbursement	0	0
Time and Material	0	0
Labor Hour	0	0
TYPE OF CONTRACTOR		
Small Disadvantaged Business	0	0
Other Small Business	0	0
Large Business	0	0
Sheltered Workshops	0	0
Educational & Nonprofit	0	0
State & Local Government	0	0
Foreign Contractor	0	0
Domestic Contractor Performing Outside US	0	0
WOMAN-OWNED SMALL BUSINESS		
PREFERENCE PROGRAMS		
Directed to Sheltered Workshop	0	0
8 (a) Program	0	0
Combined LSA/SB Set-aside	0	0
Small Business Set-aside	0	0
Labor Surplus Area Set-aside	0	0
Tie Bid Preference	0	0
Buy Indian/Self Determination Act	0	0
No Preference Program or Not Listed	0	0
SUBJECT TO LABOR STATUTES		
Walsh Healy Act - Manufacturer	0	0
Walsh Healy Act - Dealer	0	0
Service Contract Act	0	0
Davis Bacon Act	0	0
Not Subject to Above Acts	0	0
PRODUCT OR SERVICE		
Supplies & Equipment	0	0
ADP Equipment, Purchase and Lease	0	0
Research & Development	0	0
Construction	0	0
Architect & Engineering	0	0
Real Property, Purchase & Lease, or Maintenance	0	0
ADP Services	0	0
Other Services	0	0

FEDERAL PROCUREMENT DATA SYSTEM
COMMISSION ON CIVIL RIGHTS
Actions Reported in Summary on SF281
Fiscal Year 1990 Through Fourth Quarter

PART I - PRIME CONTRACTS							
	PROCUREMENT METHODS	Number of Actions (a)	NET DOLLAR AMOUNTS (000)				
			Small Business Concerns (b)	Large Business Concerns (c)	Domestic Outside U.S./ Foreign (d)	Other Entities (e)	Total Dollars (f)
NEW AWARDS AND MODIFICATIONS	1. Tariff or Regulated Acquisitions	0				0	
	2. Contracts for Foreign Government or International Organization	0				0	
	3. Small Purchases	339	126	130	0	5	261
	4. Delivery Orders - GSA Schedules Only	43	21	131	0	0	152
	5. Delivery Orders - Other Federal Schedules	0	0	0	0	0	0
	6. Delivery Orders - All Other	0	0	0	0	0	0
	7. Other Procurement Methods	6	0	0	0	5	5
	8. TOTAL NEW AWARDS AND MODIFICATIONS	388	147	261	0	10	418
COMPETITION	9. Competed	199	30	187	0	0	217
	10. Not Competed	180	114	74	0	5	193
	11. Not Available for Competition	9	3	0	0	5	8
MODIFICATIONS	12. TOTAL MODIFICATIONS (Excluding Line 3)	9					3

PART II - SELECTED SOCIOECONOMIC STATISTICS (Includes both new awards and modifications)					
PREFERENCE PROGRAMS			TYPE OF CONTRACTOR		
CATEGORY	Number of Actions (a)	Total net Dollars (b)	CATEGORY	Number of Actions (a)	Total net Dollars (b)
13. Small Business - Small Purchase Set-Aside	168	105	18. Small Disadvantaged Business	1	2
14. Small Business Set-Aside	0	0	19. Women-Owned Small Business	16	18
15. Labor Surplus Area Set-Aside	1	2	20. Sheltered Workshop	0	0
16. Combined Labor Surplus/ Small Business Set-Aside	0	0			
17. 8(a) Awards	0	0			

COMMISSION ON CIVIL RIGHTS
Actions Reported Individually on SF279
Fiscal Year 1990 Through Fourth Quarter

	Actions	Dollars (000)
TOTAL	0	0
CICA APPLICABILITY		
Pre-CICA	0	0
CICA Awards	0	0
Small Purchases	0	0
Subject to Statute other than CICA	0	0
KIND OF CONTRACT ACTION		
Initial Letter Contract	0	0
Def. Contract Superseding Letter	0	0
New Definitive Contract	0	0
Small Purchase Procedure	0	0
Order Under IDC	0	0
Order Under BOA	0	0
Order /Mod Under GSA Schedule	0	0
Order/Mod Under VA Schedule	0	0
Modifications	0	0
Termination for Default	0	0
Termination for Convenience	0	0
SYNOPSIS OF PROCUREMENT PRIOR TO AWARD		
Synopsized Prior to Award	0	0
Not Synopsized Due to Urgency	0	0
Not Synopsized for Other Reason	0	0

FEDERAL PROCUREMENT DATA SYSTEM
COMMISSION ON CIVIL RIGHTS
Actions Reported Individually on SF279
Fiscal Year 1990 Through Fourth Quarter

	Actions	Dollars (000)
SOLICITATION PROCEDURE		
Full and Open Competition - Sealed Bid	0	0
Full and Open Competition - Comp Proposal	0	0
Full and Open Competition - Combination	0	0
Architect Engineer	0	0
Basic Research	0	0
Multiple Award Schedule	0	0
Alternate Source/Reduced Cost	0	0
Alternate Source/Mobilization	0	0
Alternate Source/Eng R & D	0	0
Set-aside	0	0
Other than Full and Open Competition	0	0
FULL AND OPEN COMPETITION WITH ONLY ONE BIDDER/OFFERER		
AUTHORITY FOR OTHER THAN FULL AND OPEN COMPETITION		
Only One Source	0	0
- Follow-on Contract	0	0
- Utilities (Regulated & Telecommunications)	0	0
Unusual & Compelling Urgency	0	0
Mobilization/Essential R&D	0	0
International Agreement	0	0
Authorized by Statute	0	0
Authorized Resale	0	0
National Security	0	0
Public Interest	0	0
EXTENT COMPETED		
Competed	0	0
Not Available for Competition	0	0
Follow-on to Competed Action	0	0
Not Competed	0	0
TYPE OF CONTRACT		
Fixed Price	0	0
Cost Reimbursement	0	0
Time and Material	0	0
Labor Hour	0	0
TYPE OF CONTRACTOR		
Small Disadvantaged Business	0	0
Other Small Business	0	0
Large Business	0	0
Sheltered Workshops	0	0
Educational & Nonprofit	0	0
State & Local Government	0	0
Foreign Contractor	0	0
Domestic Contractor Performing Outside US	0	0
WOMAN-OWNED SMALL BUSINESS		
PREFERENCE PROGRAMS		
Directed to Sheltered Workshop	0	0
8 (a) Program	0	0
Combined LSA/SB Set-aside	0	0
Small Business Set-aside	0	0
Labor Surplus Area Set-aside	0	0
Tie Bid Preference	0	0
Buy Indian/Self Determination Act	0	0
No Preference Program or Not Listed	0	0
SUBJECT TO LABOR STATUTES		
Walsh Healy Act - Manufacturer	0	0
Walsh Healy Act - Dealer	0	0
Service Contract Act	0	0
Davis Bacon Act	0	0
Not Subject to Above Acts	0	0
PRODUCT OR SERVICE		
Supplies & Equipment	0	0
ADP Equipment, Purchase and Lease	0	0
Research & Development	0	0
Construction	0	0
Architect & Engineering	0	0
Real Property, Purchase & Lease, or Maintenance	0	0
ADP Services	0	0
Other Services	0	0

FEDERAL PROCUREMENT DATA SYSTEM
COMMODITY FUTURES TRADING COMMISSION
Actions Reported in Summary on SF281
Fiscal Year 1990 Through Fourth Quarter

PART I - PRIME CONTRACTS						
	PROCUREMENT METHODS	Number of Actions (a)	NET DOLLAR AMOUNTS (000)			
			Small Business Concerns (b)	Large Business Concerns (c)	Domestic Outside U.S./ Foreign (d)	Other Entities (e)
NEW AWARDS AND MODIFICATIONS	1. Tariff or Regulated Acquisitions	18				43
	2. Contracts for Foreign Government or International Organization	0				0
	3. Small Purchases	2,046	962	535	0	1,497
	4. Delivery Orders - GSA Schedules Only	417	463	477	0	960
	5. Delivery Orders - Other Federal Schedules	0	0	0	0	0
	6. Delivery Orders - All Other	141	206	73	0	279
	7. Other Procurement Methods	0	0	0	0	0
	8. TOTAL NEW AWARDS AND MODIFICATIONS	2,622	1,651	1,085	0	2,779
COMPETITION	9. Competed	613	1,067	626	0	1,692
	10. Not Competed	198	150	293	0	444
	11. Not Available for Competition	1,811	434	186	0	643
MODIFICATIONS	12. TOTAL MODIFICATIONS (Excluding Line 3)	148				50

PART II - SELECTED SOCIOECONOMIC STATISTICS (Includes both new awards and modifications)					
PREFERENCE PROGRAMS			TYPE OF CONTRACTOR		
CATEGORY	Number of Actions (a)	Total net Dollars (b)	CATEGORY	Number of Actions (a)	Total net Dollars (b)
13. Small Business - Small Purchase Set-Aside	4	5	18. Small Disadvantaged Business	1	2
14. Small Business Set-Aside	1	2	19. Women-Owned Small Business	71	85
15. Labor Surplus Area Set-Aside	0	0	20. Sheltered Workshop	0	0
16. Combined Labor Surplus/ Small Business Set-Aside	0	0			
17. 8(a) Awards	0	0			

COMMODITY FUTURES TRADING COMMISSION
Actions Reported Individually on SF279
Fiscal Year 1990 Through Fourth Quarter

	Actions	Dollars (000)
TOTAL	59	8,895
CICA APPLICABILITY		
Pre-CICA	0	0
CICA Awards	59	8,895
Small Purchases	0	0
Subject to Statute other than CICA	0	0
KIND OF CONTRACT ACTION		
Initial Letter Contract	0	0
Def. Contract Superseding Letter	0	0
New Definitive Contract	21	7,999
Small Purchase Procedure	0	0
Order Under IDC	0	0
Order Under BOA	0	0
Order/Mod Under GSA Schedule	16	685
Order/Mod Under VA Schedule	0	0
Modifications	22	211
Termination for Default	0	0
Termination for Convenience	0	0
SYNOPSIS OF PROCUREMENT PRIOR TO AWARD		
Synopsized Prior to Award	36	5,484
Not Synopsized Due to Urgency	0	0
Not Synopsized for Other Reason	23	3,411

FEDERAL PROCUREMENT DATA SYSTEM
COMMODITY FUTURES TRADING COMMISSION
 Actions Reported Individually on SF279
 Fiscal Year 1990 Through Fourth Quarter

	Actions	Dollars (000)
SOLICITATION PROCEDURE		
Full and Open Competition - Sealed Bid	0	0
Full and Open Competition - Comp Proposal	33	5,296
Full and Open Competition - Combination	0	0
Architect Engineer	0	0
Basic Research	0	0
Multiple Award Schedule	11	470
Alternate Source/Reduced Cost	0	0
Alternate Source/Mobilization	0	0
Alternate Source/Eng R & D	0	0
Set-aside	0	0
Other than Full and Open Competition	15	3,129
FULL AND OPEN COMPETITION WITH ONLY ONE BIDDER/OFFERER	7	289
AUTHORITY FOR OTHER THAN FULL AND OPEN COMPETITION		
Only One Source	10	270
- Follow-on Contract	0	0
- Utilities (Regulated & Telecommunications)	5	178
Unusual & Compelling Urgency	0	0
Mobilization/Essential R&D	0	0
International Agreement	0	0
Authorized by Statute	5	2,859
Authorized Resale	0	0
National Security	0	0
Public Interest	0	0
EXTENT COMPETED		
Competed	44	5,768
Not Available for Competition	10	3,035
Follow-on to Competed Action	0	0
Not Competed	5	94
TYPE OF CONTRACT		
Fixed Price	55	6,338
Cost Reimbursement	1	1,900
Time and Material	0	0
Labor Hour	3	659
TYPE OF CONTRACTOR		
Small Disadvantaged Business	5	2,859
Other Small Business	5	184
Large Business	49	5,852
Sheltered Workshops	0	0
Educational & Nonprofit	0	0
State & Local Government	0	0
Foreign Contractor	0	0
Domestic Contractor Performing Outside US	0	0
WOMAN-OWNED SMALL BUSINESS	3	368
PREFERENCE PROGRAMS		
Directed to Sheltered Workshop	0	0
8 (a) Program	5	2,859
Combined LSA/SB Set-aside	0	0
Small Business Set-aside	0	0
Labor Surplus Area Set-aside	1	48
Tie Bid Preference	0	0
Buy Indian/Self Determination Act	0	0
No Preference Program or Not Listed	53	5,968
SUBJECT TO LABOR STATUTES		
Walsh Healy Act - Manufacturer	11	525
Walsh Healy Act - Dealer	9	433
Service Contract Act	1	-19
Devis Bacon Act	0	0
Not Subject to Above Acts	38	7,956
PRODUCT OR SERVICE		
Supplies & Equipment	3	122
ADP Equipment, Purchase and Lease	14	781
Research & Development	0	0
Construction	2	331
Architect & Engineering	0	0
Real Property, Purchase & Lease, or Maintenance	21	4,754
ADP Services	6	2,627
Other Services	13	280

FEDERAL PROCUREMENT DATA SYSTEM
CONSUMER PRODUCT SAFETY COMMISSION
Actions Reported in Summary on SF281
Fiscal Year 1990 Through Fourth Quarter

PART I - PRIME CONTRACTS							
	PROCUREMENT METHODS	Number of Actions (a)	NET DOLLAR AMOUNTS (000)				
			Small Business Concerns (b)	Large Business Concerns (c)	Domestic Outside U.S./ Foreign (d)	Other Entities (e)	Total Dollars (f)
NEW AWARDS AND MODIFICATIONS	1. Tariff or Regulated Acquisitions	0				0	
	2. Contracts for Foreign Government or International Organization	0				0	
	3. Small Purchases	1,641	743	460	0	759	1,962
	4. Delivery Orders - GSA Schedules Only	307	175	509	0	0	684
	5. Delivery Orders - Other Federal Schedules	59	0	69	0	0	69
	6. Delivery Orders - All Other	0	0	0	0	0	0
	7. Other Procurement Methods	9	91	0	0	0	91
	8. TOTAL NEW AWARDS AND MODIFICATIONS	2,016	1,009	1,038	0	759	2,806
COMPETITION	9. Competed	485	362	688	0	0	1,050
	10. Not Competed	9	91	0	0	0	91
	11. Not Available for Competition	1,522	556	350	0	759	1,665
MODIFICATIONS	12. TOTAL MODIFICATIONS (Excluding Line 3)	30					66

PART II - SELECTED SOCIOECONOMIC STATISTICS (Includes both new awards and modifications)					
PREFERENCE PROGRAMS			TYPE OF CONTRACTOR		
CATEGORY	Number of Actions (a)	Total net Dollars (b)	CATEGORY	Number of Actions (a)	Total net Dollars (b)
13. Small Business - Small Purchase Set-Aside	873	705	18. Small Disadvantaged Business	30	46
14. Small Business Set-Aside	0	0	19. Woman-Owned Small Business	81	133
15. Labor Surplus Area Set-Aside	0	0	20. Sheltered Workshop	0	0
16. Combined Labor Surplus/ Small Business Set-Aside	0	0			
17. 8(a) Awards	9	91			

CONSUMER PRODUCT SAFETY COMMISSION
Actions Reported Individually on SF279
Fiscal Year 1990 Through Fourth Quarter

	Actions	Dollars (000)
TOTAL	54	1,825
CICA APPLICABILITY		
Pre-CICA	0	0
CICA Awards	53	1,800
Small Purchases	1	25
Subject to Statute other than CICA	0	0
KIND OF CONTRACT ACTION		
Initial Letter Contract	0	0
Def. Contract Superseding Letter	0	0
New Definitive Contract	14	643
Small Purchase Procedure	1	25
Order Under IDC	1	38
Order Under BOA	0	0
Order /Mod Under GSA Schedule	4	107
Order/Mod Under VA Schedule	0	0
Modifications	34	1,012
Termination for Default	0	0
Termination for Convenience	0	0
SYNOPSIS OF PROCUREMENT PRIOR TO AWARD		
Synopsized Prior to Award	21	522
Not Synopsized Due to Urgency	0	0
Not Synopsized for Other Reason	33	1,303

FEDERAL PROCUREMENT DATA SYSTEM
CONSUMER PRODUCT SAFETY COMMISSION
Actions Reported Individually on SF279
Fiscal Year 1990 Through Fourth Quarter

	Actions	Dollars (000)
SOLICITATION PROCEDURE		
Full and Open Competition - Sealed Bid	0	0
Full and Open Competition - Comp Proposal	25	578
Full and Open Competition - Combination	0	0
Architect Engineer	0	0
Basic Research	0	0
Multiple Award Schedule	4	85
Alternate Source/Reduced Cost	0	0
Alternate Source/Mobilization	0	0
Alternate Source/Eng R & D	0	0
Set-aside	0	0
Other than Full and Open Competition	24	1,127
FULL AND OPEN COMPETITION WITH ONLY ONE BIDDER/OFFERER	3	87
AUTHORITY FOR OTHER THAN FULL AND OPEN COMPETITION		
Only One Source	1	48
- Follow-on Contract	0	0
- Utilities (Regulated & Telecommunications)	0	0
Unusual & Compelling Urgency	0	0
Mobilization/Essential R&D	0	0
International Agreement	0	0
Authorized by Statute	23	1,079
Authorized Resale	0	0
National Security	0	0
Public Interest	0	0
EXTENT COMPETED		
Competed	29	673
Not Available for Competition	24	1,104
Follow-on to Completed Action	0	0
Not Competed	1	48
TYPE OF CONTRACT		
Fixed Price	46	1,406
Cost Reimbursement	2	160
Time and Material	0	0
Labor Hour	6	259
TYPE OF CONTRACTOR		
Small Disadvantaged Business	21	979
Other Small Business	13	223
Large Business	13	382
Sheltered Workshops	3	125
Educational & Nonprofit	2	72
State & Local Government	2	44
Foreign Contractor	0	0
Domestic Contractor Performing Outside US	0	0
WOMAN-OWNED SMALL BUSINESS	5	270
PREFERENCE PROGRAMS		
Directed to Sheltered Workshop	3	125
8 (a) Program	21	979
Combined LSA/SB Set-aside	0	0
Small Business Set-aside	8	132
Labor Surplus Area Set-aside	0	0
Tie Bid Preference	0	0
Buy Indian/Self Determination Act	0	0
No Preference Program or Not Listed	22	589
SUBJECT TO LABOR STATUTES		
Walsh Healy Act - Manufacturer	6	120
Walsh Healy Act - Dealer	5	306
Service Contract Act	9	471
Devis Bacon Act	0	0
Not Subject to Above Acts	34	928
PRODUCT OR SERVICE		
Supplies & Equipment	0	0
ADP Equipment, Purchase and Lease	7	364
Research & Development	5	133
Construction	0	0
Architect & Engineering	1	31
Real Property, Purchase & Lease, or Maintenance	0	0
ADP Services	7	38
Other Services	34	1,229

FEDERAL PROCUREMENT DATA SYSTEM
ENVIRONMENTAL PROTECTION AGENCY
 Actions Reported in Summary on SF281
 Fiscal Year 1990 Through Fourth Quarter

PART I - PRIME CONTRACTS						
	PROCUREMENT METHODS	Number of Actions (a)	NET DOLLAR AMOUNTS (000)			
			Small Business Concerns (b)	Large Business Concerns (c)	Domestic Outside U.S./ Foreign (d)	Other Entities (e)
NEW AWARDS AND MODIFICATIONS	1. Tariff or Regulated Acquisitions	0				0
	2. Contracts for Foreign Government or International Organization	0				0
	3. Small Purchases	0	0	0	0	0
	4. Delivery Orders - GSA Schedules Only	0	0	0	0	0
	5. Delivery Orders - Other Federal Schedules	0	0	0	0	0
	6. Delivery Orders - All Other	0	0	0	0	0
	7. Other Procurement Methods	0	0	0	0	0
	8. TOTAL NEW AWARDS AND MODIFICATIONS	0	0	0	0	0
COMPETITION	9. Competed	0	0	0	0	0
	10. Not Competed	0	0	0	0	0
	11. Not Available for Competition	0	0	0	0	0
MODIFICATIONS	12. TOTAL MODIFICATIONS (Excluding Line 3)	0				0

PART II - SELECTED SOCIOECONOMIC STATISTICS (Includes both new awards and modifications)					
PREFERENCE PROGRAMS			TYPE OF CONTRACTOR		
CATEGORY	Number of Actions (a)	Total net Dollars (b)	CATEGORY	Number of Actions (a)	Total net Dollars (b)
13. Small Business - Small Purchase Set-Aside	0	0	18. Small Disadvantaged Business	0	0
14. Small Business Set-Aside	0	0	19. Women-Owned Small Business	0	0
15. Labor Surplus Area Set-Aside	0	0	20. Sheltered Workshop	0	0
16. Combined Labor Surplus/ Small Business Set-Aside	0	0			
17. 8(a) Awards	0	0			

ENVIRONMENTAL PROTECTION AGENCY
 Actions Reported Individually on SF279
 Fiscal Year 1990 Through Fourth Quarter

	Actions	Dollars (000)
TOTAL	4,006	637,505
CICA APPLICABILITY		
Pre-CICA	283	37,727
CICA Awards	3,723	599,778
Small Purchases	0	0
Subject to Statute other than CICA	0	0
KIND OF CONTRACT ACTION		
Initial Letter Contract	0	0
Def. Contract Superseding Letter	0	0
New Definitive Contract	104	32,930
Small Purchase Procedure	0	0
Order Under IDC	1,889	113,734
Order Under BOA	0	0
Order /Mod Under GSA Schedule	0	0
Order/Mod Under VA Schedule	0	0
Modifications	2,013	490,841
Termination for Default	0	0
Termination for Convenience	0	0
SYNOPSIS OF PROCUREMENT PRIOR TO AWARD		
Synopsized Prior to Award	4,006	637,505
Not Synopsized Due to Urgency	0	0
Not Synopsized for Other Reason	0	0

FEDERAL PROCUREMENT DATA SYSTEM
ENVIRONMENTAL PROTECTION AGENCY
Actions Reported Individually on SF279
Fiscal Year 1990 Through Fourth Quarter

	Actions	Dollars (000)
SOLICITATION PROCEDURE		
Full and Open Competition - Sealed Bid	226	29,232
Full and Open Competition - Comp Proposal	2,357	441,394
Full and Open Competition - Combination	3	90
Architect Engineer	214	68,551
Basic Research	0	0
Multiple Award Schedule	0	0
Alternate Source/Reduced Cost	1	121
Alternate Source/Mobilization	0	0
Alternate Source/Eng R & D	0	0
Set-aside	212	29,955
Other than Full and Open Competition	710	30,435
FULL AND OPEN COMPETITION WITH ONLY ONE BIDDER/OFFERER		
	0	0
AUTHORITY FOR OTHER THAN FULL AND OPEN COMPETITION		
Only One Source	33	2,869
- Follow-on Contract	4	330
- Utilities (Regulated & Telecommunications)	0	0
Unusual & Compelling Urgency	2	268
Mobilization/Essential R&D	0	0
International Agreement	0	0
Authorized by Statute	624	22,240
Authorized Resale	51	5,038
National Security	0	0
Public Interest	0	0
EXTENT COMPETED		
Competed	3,303	607,711
Not Available for Competition	688	28,817
Follow-on to Competed Action	0	0
Not Competed	15	977
TYPE OF CONTRACT		
Fixed Price	1,260	54,413
Cost Reimbursement	1,865	490,088
Time and Material	842	89,466
Labor Hour	39	3,538
TYPE OF CONTRACTOR		
Small Disadvantaged Business	1,091	38,315
Other Small Business	796	126,460
Large Business	1,919	444,772
Sheltered Workshops	0	0
Educational & Nonprofit	197	27,608
State & Local Government	0	0
Foreign Contractor	0	0
Domestic Contractor Performing Outside US	3	350
WOMAN-OWNED SMALL BUSINESS		
	89	6,863
PREFERENCE PROGRAMS		
Directed to Sheltered Workshop	0	0
8 (a) Program	1,091	38,315
Combined LSA/SB Set-aside	0	0
Small Business Set-aside	401	26,297
Labor Surplus Area Set-aside	20	1,575
Tie Bid Preference	0	0
Buy Indian/Self Determination Act	0	0
No Preference Program or Not Listed	2,494	571,318
SUBJECT TO LABOR STATUTES		
Walsh Healy Act - Manufacturer	972	29,437
Walsh Healy Act - Dealer	172	32,572
Service Contract Act	1,072	187,785
Devis Bacon Act	232	72,375
Not Subject to Above Acts	1,558	315,356
PRODUCT OR SERVICE		
Supplies & Equipment	20	1,725
ADP Equipment, Purchase and Lease	923	15,082
Research & Development	625	124,525
Construction	8	2,251
Architect & Engineering	225	69,543
Real Property, Purchase & Lease, or Maintenance	1	240
ADP Services	5	777
Other Services	2,201	423,362

FEDERAL PROCUREMENT DATA SYSTEM
EQUAL EMPLOYMENT OPPORTUNITY COMMISSION
Actions Reported in Summary on SF281
Fiscal Year 1990 Through Fourth Quarter

PART I - PRIME CONTRACTS							
	PROCUREMENT METHODS	Number of Actions (a)	NET DOLLAR AMOUNTS (000)				Total Dollars (f)
			Small Business Concerns (b)	Large Business Concerns (c)	Domestic Outside U.S./Foreign (d)	Other Entities (e)	
NEW AWARDS AND MODIFICATIONS	1. Tariff or Regulated Acquisitions	0					0
	2. Contracts for Foreign Government or International Organization	0					0
	3. Small Purchases	5,686	2,918	1,413	0	0	4,329
	4. Delivery Orders - GSA Schedules Only	911	374	1,792	0	0	2,166
	5. Delivery Orders - Other Federal Schedules	0	0	0	0	0	0
	6. Delivery Orders - All Other	0	0	0	0	0	0
	7. Other Procurement Methods	0	0	0	0	0	0
	8. TOTAL NEW AWARDS AND MODIFICATIONS	6,597	3,290	3,205	0	0	6,495
COMPETITION	9. Competed	1,592	1,511	2,341	0	0	3,852
	10. Not Competed	475	897	540	0	0	1,537
	11. Not Available for Competition	4,530	782	324	0	0	1,106
MODIFICATIONS	12. TOTAL MODIFICATIONS (Excluding Line 3)	206					-20

PART II - SELECTED SOCIOECONOMIC STATISTICS (Includes both new awards and modifications)					
PREFERENCE PROGRAMS			TYPE OF CONTRACTOR		
CATEGORY	Number of Actions (a)	Total net Dollars (b)	CATEGORY	Number of Actions (a)	Total net Dollars (b)
13. Small Business - Small Purchase Set-Aside	0	0	18. Small Disadvantaged Business	81	142
14. Small Business Set-Aside	0	0	19. Women-Owned Small Business	246	173
15. Labor Surplus Area Set-Aside	0	0	20. Sheltered Workshop	0	0
16. Combined Labor Surplus/Small Business Set-Aside	0	0			
17. 8(a) Awards	0	0			

EQUAL EMPLOYMENT OPPORTUNITY COMMISSION
Actions Reported Individually on SF279
Fiscal Year 1990 Through Fourth Quarter

	Actions	Dollars (000)
TOTAL	473	26,358
CICA APPLICABILITY		
Pre-CICA	7	960
CICA Awards	445	25,027
Small Purchases	21	351
Subject to Statute other than CICA	0	0
KIND OF CONTRACT ACTION		
Initial Letter Contract	0	0
Def. Contract Superseding Letter	0	0
New Definitive Contract	162	21,289
Small Purchase Procedure	18	344
Order Under IDC	0	0
Order Under BOA	0	0
Order /Mod Under GSA Schedule	31	1,731
Order/Mod Under VA Schedule	0	0
Modifications	262	2,994
Termination for Default	0	0
Termination for Convenience	0	0
SYNOPSIS OF PROCUREMENT PRIOR TO AWARD		
Synopsized Prior to Award	45	3,265
Not Synopsized Due to Urgency	17	961
Not Synopsized for Other Reason	411	22,132

FEDERAL PROCUREMENT DATA SYSTEM
EQUAL EMPLOYMENT OPPORTUNITY COMMISSION
 Actions Reported Individually on SF279
 Fiscal Year 1990 Through Fourth Quarter

SOLICITATION PROCEDURE	Actions	Dollars (000)
Full and Open Competition - Sealed Bid	0	0
Full and Open Competition - Comp Proposal	58	3,425
Full and Open Competition - Combination	0	0
Architect Engineer	0	0
Basic Research	0	0
Multiple Award Schedule	18	490
Alternate Source/Reduced Cost	0	0
Alternate Source/Mobilization	0	0
Alternate Source/Eng R & D	0	0
Set-aside	1	1
Other than Full and Open Competition	368	21,111
FULL AND OPEN COMPETITION WITH ONLY ONE BIDDER/OFFERER	18	512
AUTHORITY FOR OTHER THAN FULL AND OPEN COMPETITION		
Only One Source	2	237
- Follow-on Contract	0	0
- Utilities (Regulated & Telecommunications)	0	0
Unusual & Compelling Urgency	18	982
Mobilization/Essential R&D	0	0
International Agreement	0	0
Authorized by Statute	348	19,892
Authorized Resale	0	0
National Security	0	0
Public Interest	0	0
EXTENT COMPETED		
Competed	92	5,044
Not Available for Competition	350	20,129
Follow-on to Competed Action	0	0
Not Competed	31	1,185
TYPE OF CONTRACT		
Fixed Price	463	25,211
Cost Reimbursement	3	977
Time and Material	7	170
Labor Hour	0	0
TYPE OF CONTRACTOR		
Small Disadvantaged Business	3	200
Other Small Business	62	2,101
Large Business	62	3,502
Sheltered Workshops	0	0
Educational & Nonprofit	0	0
State & Local Government	348	20,555
Foreign Contractor	0	0
Domestic Contractor Performing Outside US	0	0
WOMAN-OWNED SMALL BUSINESS	0	0
PREFERENCE PROGRAMS		
Directed to Sheltered Workshop	0	0
8 (a) Program	3	200
Combined LSA/SB Set-aside	0	0
Small Business Set-aside	1	1
Labor Surplus Area Set-aside	0	0
Tie Bid Preference	0	0
Buy Indian/Self Determination Act	0	0
No Preference Program or Not Listed	469	26,157
SUBJECT TO LABOR STATUTES		
Walsh Healy Act - Manufacturer	24	1,394
Walsh Healy Act - Dealer	11	477
Service Contract Act	21	1,352
Devis Bacon Act	0	0
Not Subject to Above Acts	417	23,135
PRODUCT OR SERVICE		
Supplies & Equipment	17	837
ADP Equipment, Purchase and Lease	19	1,633
Research & Development	0	0
Construction	0	0
Architect & Engineering	0	0
Real Property, Purchase & Lease, or Maintenance	2	300
ADP Services	19	790
Other Services	416	22,698

FEDERAL PROCUREMENT DATA SYSTEM
FEDERAL COMMUNICATIONS COMMISSION
 Actions Reported in Summary on SF281
 Fiscal Year 1990 Through Fourth Quarter

PART I - PRIME CONTRACTS						
	PROCUREMENT METHODS	Number of Actions (a)	NET DOLLAR AMOUNTS (000)			
			Small Business Concerns (b)	Large Business Concerns (c)	Domestic Outside U.S./ Foreign (d)	Other Entities (e)
NEW AWARDS AND MODIFICATIONS	1. Tariff or Regulated Acquisitions	0				0
	2. Contracts for Foreign Government or International Organization	0				0
	3. Small Purchases	1,254	1,996	478	0	2,474
	4. Delivery Orders - GSA Schedules Only	384	884	1,903	0	2,787
	5. Delivery Orders - Other Federal Schedules	0	0	0	0	0
	6. Delivery Orders - All Other	0	0	0	0	0
	7. Other Procurement Methods	0	0	0	0	0
	8. TOTAL NEW AWARDS AND MODIFICATIONS	1,638	2,880	2,381	0	5,261
COMPETITION	9. Competed	388	1,445	187	0	1,632
	10. Not Competed	866	551	291	0	842
	11. Not Available for Competition	384	884	1,903	0	2,787
MODIFICATIONS	12. TOTAL MODIFICATIONS (Excluding Line 3)	0				2,015

PART II - SELECTED SOCIOECONOMIC STATISTICS (Includes both new awards and modifications)					
PREFERENCE PROGRAMS			TYPE OF CONTRACTOR		
CATEGORY	Number of Actions (a)	Total net Dollars (b)	CATEGORY	Number of Actions (a)	Total net Dollars (b)
13. Small Business - Small Purchase Set-Aside	0	0	18. Small Disadvantaged Business	0	0
14. Small Business Set-Aside	0	0	19. Women-Owned Small Business	0	0
15. Labor Surplus Area Set-Aside	0	0	20. Sheltered Workshop	0	0
16. Combined Labor Surplus/ Small Business Set-Aside	0	0			
17. 8(a) Awards	0	0			

FEDERAL COMMUNICATIONS COMMISSION
 Actions Reported Individually on SF279
 Fiscal Year 1990 Through Fourth Quarter

	Actions	Dollars (000)
TOTAL		
CICA APPLICABILITY	12	792
Pre-CICA	0	0
CICA Awards	12	792
Small Purchases	0	0
Subject to Statute other than CICA	0	0
KIND OF CONTRACT ACTION		
Initial Letter Contract	0	0
Def. Contract Superseding Letter	0	0
New Definitive Contract	3	107
Small Purchase Procedure	0	0
Order Under IDC	0	0
Order Under BOA	0	0
Order /Mod Under GSA Schedule	4	441
Order/Mod Under VA Schedule	0	0
Modifications	5	244
Termination for Default	0	0
Termination for Convenience	0	0
SYNOPSIS OF PROCUREMENT PRIOR TO AWARD		
Synopsized Prior to Award	10	667
Not Synopsized Due to Urgency	0	0
Not Synopsized for Other Reason	2	125

FEDERAL PROCUREMENT DATA SYSTEM
FEDERAL COMMUNICATIONS COMMISSION
 Actions Reported Individually on SF279
 Fiscal Year 1990 Through Fourth Quarter

SOLICITATION PROCEDURE	Actions	Dollars (000)
Full and Open Competition - Sealed Bid	2	85
Full and Open Competition - Comp Proposal	7	331
Full and Open Competition - Combination	0	0
Architect Engineer	0	0
Basic Research	0	0
Multiple Award Schedule	3	376
Alternate Source/Reduced Cost	0	0
Alternate Source/Mobilization	0	0
Alternate Source/Eng R & D	0	0
Set-aside	0	0
Other than Full and Open Competition	0	0
FULL AND OPEN COMPETITION WITH ONLY ONE BIDDER/OFFERER	1	33
AUTHORITY FOR OTHER THAN FULL AND OPEN COMPETITION		
Only One Source	0	0
- Follow-on Contract	0	0
- Utilities (Regulated & Telecommunications)	0	0
Unusual & Compelling Urgency	0	0
Mobilization/Essential R&D	0	0
International Agreement	0	0
Authorized by Statute	0	0
Authorized Resale	0	0
National Security	0	0
Public Interest	0	0
EXTENT COMPLETED		
Competed	12	792
Not Available for Competition	0	0
Follow-on to Completed Action	0	0
Not Completed	0	0
TYPE OF CONTRACT		
Fixed Price	12	792
Cost Reimbursement	0	0
Time and Material	0	0
Labor Hour	0	0
TYPE OF CONTRACTOR		
Small Disadvantaged Business	0	0
Other Small Business	5	186
Large Business	7	606
Sheltered Workshops	0	0
Educational & Nonprofit	0	0
State & Local Government	0	0
Foreign Contractor	0	0
Domestic Contractor Performing Outside US	0	0
WOMAN-OWNED SMALL BUSINESS	0	0
PREFERENCE PROGRAMS		
Directed to Sheltered Workshop	0	0
8 (a) Program	0	0
Combined LSA/SB Set-aside	0	0
Small Business Set-aside	2	85
Labor Surplus Area Set-aside	0	0
Tie Bid Preference	0	0
Buy Indian/Self Determination Act	0	0
No Preference Program or Not Listed	10	707
SUBJECT TO LABOR STATUTES		
Walsh Healy Act - Manufacturer	3	190
Walsh Healy Act - Dealer	1	251
Service Contract Act	7	324
Devis Bacon Act	0	0
Not Subject to Above Acts	1	27
PRODUCT OR SERVICE		
Supplies & Equipment	2	81
ADP Equipment, Purchase and Lease	4	420
Research & Development	0	0
Construction	0	0
Architect & Engineering	0	0
Real Property, Purchase & Lease, or Maintenance	0	0
ADP Services	6	291
Other Services	0	0

FEDERAL PROCUREMENT DATA SYSTEM
FEDERAL ELECTION COMMISSION
 Actions Reported in Summary on SF281
 Fiscal Year 1990 Through Fourth Quarter

PART I - PRIME CONTRACTS							
	PROCUREMENT METHODS	Number of Actions (a)	NET DOLLAR AMOUNTS (000)				Total Dollars (f)
			Small Business Concerns (b)	Large Business Concerns (c)	Domestic Outside U.S./ Foreign (d)	Other Entities (e)	
NEW AWARDS AND MODIFICATIONS	1. Tariff or Regulated Acquisitions	0					0
	2. Contracts for Foreign Government or International Organization	0					0
	3. Small Purchases	140	152	54	0	0	206
	4. Delivery Orders - GSA Schedules Only	31	15	161	0	0	176
	5. Delivery Orders - Other Federal Schedules	0	0	0	0	0	0
	6. Delivery Orders - All Other	0	0	0	0	0	0
	7. Other Procurement Methods	0	0	0	0	0	0
	8. TOTAL NEW AWARDS AND MODIFICATIONS	171	167	215	0	0	382
COMPETITION	9. Competed	41	82	168	0	0	250
	10. Not Competed	0	0	0	0	0	0
	11. Not Available for Competition	130	85	47	0	0	132
MODIFICATIONS	12. TOTAL MODIFICATIONS (Excluding Line 3)	1					0

PART II - SELECTED SOCIOECONOMIC STATISTICS (Includes both new awards and modifications)					
PREFERENCE PROGRAMS			TYPE OF CONTRACTOR		
CATEGORY	Number of Actions (a)	Total net Dollars (b)	CATEGORY	Number of Actions (a)	Total net Dollars (b)
13. Small Business - Small Purchase Set-Aside	0	0	18. Small Disadvantaged Business	0	0
14. Small Business Set-Aside	0	0	19. Women-Owned Small Business	10	26
15. Labor Surplus Area Set-Aside	0	0	20. Sheltered Workshop	0	0
16. Combined Labor Surplus/ Small Business Set-Aside	0	0			
17. 8(a) Awards	0	0			

FEDERAL ELECTION COMMISSION
 Actions Reported Individually on SF279
 Fiscal Year 1990 Through Fourth Quarter

	Actions	Dollars (000)
TOTAL	9	386
CICA APPLICABILITY		
Pre-CICA	0	0
CICA Awards	8	360
Small Purchases	0	0
Subject to Statute other than CICA	1	26
KIND OF CONTRACT ACTION		
Initial Letter Contract	0	0
Def. Contract Superseding Letter	0	0
New Definitive Contract	0	0
Small Purchase Procedure	0	0
Order Under IDC	9	386
Order Under BOA	0	0
Order /Mod Under GSA Schedule	0	0
Order/Mod Under VA Schedule	0	0
Modifications	0	0
Termination for Default	0	0
Termination for Convenience	0	0
SYNOPSIS OF PROCUREMENT PRIOR TO AWARD		
Synopsized Prior to Award	8	360
Not Synopsized Due to Urgency	0	0
Not Synopsized for Other Reason	1	26

FEDERAL PROCUREMENT DATA SYSTEM
FEDERAL ELECTION COMMISSION
 Actions Reported Individually on SF279
 Fiscal Year 1990 Through Fourth Quarter

	Actions	Dollars (000)
SOLICITATION PROCEDURE		
Full and Open Competition - Sealed Bid	0	0
Full and Open Competition - Comp Proposal	8	360
Full and Open Competition - Combination	0	0
Architect Engineer	0	0
Basic Research	0	0
Multiple Award Schedule	0	0
Alternate Source/Reduced Cost	0	0
Alternate Source/Mobilization	0	0
Alternate Source/Eng R & D	0	0
Set-aside	0	0
Other than Full and Open Competition	0	0
FULL AND OPEN COMPETITION WITH ONLY ONE BIDDER/OFFERER	0	0
AUTHORITY FOR OTHER THAN FULL AND OPEN COMPETITION		
Only One Source	0	0
- Follow-on Contract	0	0
- Utilities (Regulated & Telecommunications)	0	0
Unusual & Compelling Urgency	0	0
Mobilization/Essential R&D	0	0
International Agreement	0	0
Authorized by Statute	0	0
Authorized Resale	0	0
National Security	0	0
Public Interest	0	0
EXTENT COMPETED		
Competed	8	360
Not Available for Competition	1	26
Follow-on to Competed Action	0	0
Not Competed	0	0
TYPE OF CONTRACT		
Fixed Price	9	366
Cost Reimbursement	0	0
Time and Material	0	0
Labor Hour	0	0
TYPE OF CONTRACTOR		
Small Disadvantaged Business	0	0
Other Small Business	0	0
Large Business	9	366
Sheltered Workshops	0	0
Educational & Nonprofit	0	0
State & Local Government	0	0
Foreign Contractor	0	0
Domestic Contractor Performing Outside US	0	0
WOMAN-OWNED SMALL BUSINESS	0	0
PREFERENCE PROGRAMS		
Directed to Sheltered Workshop	0	0
8 (a) Program	0	0
Combined LSA/SB Set-aside	0	0
Small Business Set-aside	0	0
Labor Surplus Area Set-aside	0	0
Tie Bid Preference	0	0
Buy Indian/Self Determination Act	0	0
No Preference Program or Not Listed	9	366
SUBJECT TO LABOR STATUTES		
Walsh Healy Act - Manufacturer	0	0
Walsh Healy Act - Dealer	0	0
Service Contract Act	0	0
Davis Bacon Act	0	0
Not Subject to Above Acts	9	366
PRODUCT OR SERVICE		
Supplies & Equipment	0	0
ADP Equipment, Purchase and Lease	0	0
Research & Development	0	0
Construction	0	0
Architect & Engineering	0	0
Real Property, Purchase & Lease, or Maintenance	0	0
ADP Services	8	360
Other Services	1	26

FEDERAL PROCUREMENT DATA SYSTEM
FEDERAL EMERGENCY MANAGEMENT AGENCY
 Actions Reported in Summary on SF281
 Fiscal Year 1990 Through Fourth Quarter

PART I - PRIME CONTRACTS							
	PROCUREMENT METHODS	Number of Actions (e)	NET DOLLAR AMOUNTS (000)				Total Dollars (f)
			Small Business Concerns (b)	Large Business Concerns (c)	Domestic Outside U.S./ Foreign (d)	Other Entities (e)	
NEW AWARDS AND MODIFICATIONS	1. Tariff or Regulated Acquisitions	19					24
	2. Contracts for Foreign Government or International Organization	0					0
	3. Small Purchases	5,889	9,983	52	0	1,713	11,748
	4. Delivery Orders - GSA Schedules Only	1,129	2,679	0	0	300	2,979
	5. Delivery Orders - Other Federal Schedules	42	199	0	0	0	199
	6. Delivery Orders - All Other	1	0	0	0	0	0
	7. Other Procurement Methods	306	894	0	0	79	973
	8. TOTAL NEW AWARDS AND MODIFICATIONS	7,386	13,755	52	0	2,092	15,923
COMPETITION	9. Competed	3,868	10,788	52	0	5	10,848
	10. Not Competed	464	9	0	0	2,087	2,096
	11. Not Available for Competition	3,054	2,958	0	0	0	2,981
MODIFICATIONS	12. TOTAL MODIFICATIONS (Excluding Line 3)	249					447

PART II - SELECTED SOCIOECONOMIC STATISTICS (Includes both new awards and modifications)					
PREFERENCE PROGRAMS			TYPE OF CONTRACTOR		
CATEGORY	Number of Actions (a)	Total net Dollars (b)	CATEGORY	Number of Actions (a)	Total net Dollars (b)
13. Small Business - Small Purchase Set-Aside	1,614	3,284	18. Small Disadvantaged Business	115	383
14. Small Business Set-Aside	703	2,041	19. Woman-Owned Small Business	87	336
15. Labor Surplus Area Set-Aside	457	268	20. Sheltered Workshop	0	0
16. Combined Labor Surplus/ Small Business Set-Aside	20	49			
17. 8(a) Awards	12	82			

FEDERAL EMERGENCY MANAGEMENT AGENCY
 Actions Reported Individually on SF279
 Fiscal Year 1990 Through Fourth Quarter

	Actions	Dollars (000)
TOTAL	641	190,211
CICA APPLICABILITY		
Pre-CICA	33	25,023
CICA Awards	608	165,188
Small Purchases	0	0
Subject to Statute other than CICA	0	0
KIND OF CONTRACT ACTION		
Initial Letter Contract	0	0
Def. Contract Superseding Letter	0	0
New Definitive Contract	148	28,807
Small Purchase Procedure	0	0
Order Under IDC	180	38,873
Order Under BOA	0	0
Order /Mod Under GSA Schedule	32	1,564
Order/Mod Under VA Schedule	0	0
Modifications	281	120,967
Termination for Default	0	0
Termination for Convenience	0	0
SYNOPSIS OF PROCUREMENT PRIOR TO AWARD		
Synopsisized Prior to Award	443	103,995
Not Synopsisized Due to Urgency	0	0
Not Synopsisized for Other Reason	198	86,216

FEDERAL PROCUREMENT DATA SYSTEM
FEDERAL EMERGENCY MANAGEMENT AGENCY
 Actions Reported Individually on SF279
 Fiscal Year 1990 Through Fourth Quarter

	Actions	Dollars (000)
SOLICITATION PROCEDURE		
Full and Open Competition - Sealed Bid	101	12,033
Full and Open Competition - Comp Proposal	215	46,830
Full and Open Competition - Combination	2	18,168
Architect Engineer	65	28,067
Basic Research	0	0
Multiple Award Schedule	16	899
Alternate Source/Reduced Cost	0	0
Alternate Source/Mobilization	0	0
Alternate Source/Eng R & D	0	0
Set-aside	17	2,051
Other than Full and Open Competition	192	57,140
FULL AND OPEN COMPETITION WITH ONLY ONE BIDDER/OFFERER	112	41,481
AUTHORITY FOR OTHER THAN FULL AND OPEN COMPETITION		
Only One Source	85	30,293
- Follow-on Contract	26	3,244
- Utilities (Regulated & Telecommunications)	10	458
Unusual & Compelling Urgency	0	0
Mobilization/Essential R&D	0	0
International Agreement	0	0
Authorized by Statute	77	18,359
Authorized Resale	0	0
National Security	30	8,488
Public Interest	0	0
EXTENT COMPETED		
Competed	472	137,815
Not Available for Competition	82	19,439
Follow-on to Competed Action	0	0
Not Competed	77	32,957
TYPE OF CONTRACT		
Fixed Price	319	50,687
Cost Reimbursement	227	126,846
Time and Material	9	1,296
Labor Hour	86	11,382
TYPE OF CONTRACTOR		
Small Disadvantaged Business	99	19,823
Other Small Business	241	31,203
Large Business	276	137,084
Sheltered Workshops	0	0
Educational & Nonprofit	21	2,140
State & Local Government	4	161
Foreign Contractor	0	0
Domestic Contractor Performing Outside US	0	0
WOMAN-OWNED SMALL BUSINESS	50	7,882
PREFERENCE PROGRAMS		
Directed to Sheltered Workshop	0	0
8 (a) Program	78	18,390
Combined LSA/SB Set-aside	5	506
Small Business Set-aside	82	7,948
Labor Surplus Area Set-aside	1	12
Tie Bid Preference	0	0
Buy Indian/Self Determination Act	0	0
No Preference Program or Not Listed	475	163,355
SUBJECT TO LABOR STATUTES		
Walsh Healy Act - Manufacturer	36	2,175
Walsh Healy Act - Dealer	34	6,063
Service Contract Act	235	97,853
Devis Bacon Act	36	3,544
Not Subject to Above Acts	300	80,576
PRODUCT OR SERVICE		
Supplies & Equipment	75	32,862
ADP Equipment, Purchase and Lease	43	6,066
Research & Development	0	0
Construction	47	5,203
Architect & Engineering	150	36,886
Real Property, Purchase & Lease, or Maintenance	0	0
ADP Services	49	13,532
Other Services	277	95,642

FEDERAL PROCUREMENT DATA SYSTEM
FEDERAL LABOR RELATIONS AUTHORITY
 Actions Reported in Summary on SF281
 Fiscal Year 1990 Through Fourth Quarter

PART I - PRIME CONTRACTS							
	PROCUREMENT METHODS	Number of Actions (a)	NET DOLLAR AMOUNTS (000)				
			Small Business Concerns (b)	Large Business Concerns (c)	Domestic Outside U.S./ Foreign (d)	Other Entities (e)	Total Dollars (f)
NEW AWARDS AND MODIFICATIONS	1. Tariff or Regulated Acquisitions	0				0	
	2. Contracts for Foreign Government or International Organization	0				0	
	3. Small Purchases	1,078	286	248	0	0	534
	4. Delivery Orders - GSA Schedules Only	574	68	165	0	0	233
	5. Delivery Orders - Other Federal Schedules	0	0	0	0	0	0
	6. Delivery Orders - All Other	8	7	0	0	0	7
	7. Other Procurement Methods	109	119	8	0	0	127
	8. TOTAL NEW AWARDS AND MODIFICATIONS	1,769	480	421	0	0	901
COMPETITION	9. Competed	433	129	123	0	0	252
	10. Not Competed	155	45	47	0	0	92
	11. Not Available for Competition	1,181	306	251	0	0	557
MODIFICATIONS	12. TOTAL MODIFICATIONS (Excluding Line 3)	0				0	

PART II - SELECTED SOCIOECONOMIC STATISTICS (Includes both new awards and modifications)					
PREFERENCE PROGRAMS			TYPE OF CONTRACTOR		
CATEGORY	Number of Actions (a)	Total net Dollars (b)	CATEGORY	Number of Actions (a)	Total net Dollars (b)
13. Small Business - Small Purchase Set-Aside	82	94	18. Small Disadvantaged Business	0	0
14. Small Business Set-Aside	1	3	19. Woman-Owned Small Business	18	28
15. Labor Surplus Area Set-Aside	0	0	20. Sheltered Workshop	0	0
16. Combined Labor Surplus/ Small Business Set-Aside	0	0			
17. 8(a) Awards	0	0			

FEDERAL LABOR RELATIONS AUTHORITY
 Actions Reported Individually on SF279
 Fiscal Year 1990 Through Fourth Quarter

	Actions	Dollars (000)
TOTAL	0	0
CICA APPLICABILITY		
Pre-CICA	0	0
CICA Awards	0	0
Small Purchases	0	0
Subject to Statute other than CICA	0	0
KIND OF CONTRACT ACTION		
Initial Letter Contract	0	0
Def. Contract Superseding Letter	0	0
New Definitive Contract	0	0
Small Purchase Procedure	0	0
Order Under IDC	0	0
Order Under BOA	0	0
Order /Mod Under GSA Schedule	0	0
Order/Mod Under VA Schedule	0	0
Modifications	0	0
Termination for Default	0	0
Termination for Convenience	0	0
SYNOPSIS OF PROCUREMENT PRIOR TO AWARD		
Synopsized Prior to Award	0	0
Not Synopsized Due to Urgency	0	0
Not Synopsized for Other Reason	0	0

FEDERAL PROCUREMENT DATA SYSTEM
FEDERAL LABOR RELATIONS AUTHORITY
 Actions Reported Individually on SF279
 Fiscal Year 1990 Through Fourth Quarter

SOLICITATION PROCEDURE	Actions	Dollars (000)
Full and Open Competition - Sealed Bid	0	0
Full and Open Competition - Comp Proposal	0	0
Full and Open Competition - Combination	0	0
Architect Engineer	0	0
Basic Research	0	0
Multiple Award Schedule	0	0
Alternate Source/Reduced Cost	0	0
Alternate Source/Mobilization	0	0
Alternate Source/Eng R & D	0	0
Set-aside	0	0
Other than Full and Open Competition	0	0
FULL AND OPEN COMPETITION WITH ONLY ONE BIDDER/OFFERER	0	0
AUTHORITY FOR OTHER THAN FULL AND OPEN COMPETITION		
Only One Source	0	0
- Follow-on Contract	0	0
- Utilities (Regulated & Telecommunications)	0	0
Unusual & Compelling Urgency	0	0
Mobilization/Essential R&D	0	0
International Agreement	0	0
Authorized by Statute	0	0
Authorized Resale	0	0
National Security	0	0
Public Interest	0	0
EXTENT COMPETED		
Competed	0	0
Not Available for Competition	0	0
Follow-on to Competed Action	0	0
Not Competed	0	0
TYPE OF CONTRACT		
Fixed Price	0	0
Cost Reimbursement	0	0
Time and Material	0	0
Labor Hour	0	0
TYPE OF CONTRACTOR		
Small Disadvantaged Business	0	0
Other Small Business	0	0
Large Business	0	0
Sheltered Workshops	0	0
Educational & Nonprofit	0	0
State & Local Government	0	0
Foreign Contractor	0	0
Domestic Contractor Performing Outside US	0	0
WOMAN-OWNED SMALL BUSINESS	0	0
PREFERENCE PROGRAMS		
Directed to Sheltered Workshop	0	0
8 (a) Program	0	0
Combined LSA/SB Set-aside	0	0
Small Business Set-aside	0	0
Labor Surplus Area Set-aside	0	0
Tie Bid Preference	0	0
Buy Indian/Self Determination Act	0	0
No Preference Program or Not Listed	0	0
SUBJECT TO LABOR STATUTES		
Walsh Healy Act - Manufacturer	0	0
Walsh Healy Act - Dealer	0	0
Service Contract Act	0	0
Davis Bacon Act	0	0
Not Subject to Above Acts	0	0
PRODUCT OR SERVICE		
Supplies & Equipment	0	0
ADP Equipment, Purchase and Lease	0	0
Research & Development	0	0
Construction	0	0
Architect & Engineering	0	0
Real Property, Purchase & Lease, or Maintenance	0	0
ADP Services	0	0
Other Services	0	0

FEDERAL PROCUREMENT DATA SYSTEM
FEDERAL MARITIME COMMISSION
 Actions Reported in Summary on SF281
 Fiscal Year 1990 Through Fourth Quarter

PART I - PRIME CONTRACTS						
	PROCUREMENT METHODS	Number of Actions (a)	NET DOLLAR AMOUNTS (000)			
			Small Business Concerns (b)	Large Business Concerns (c)	Domestic Outside U.S./ Foreign (d)	Other Entities (e)
NEW AWARDS AND MODIFICATIONS	1. Tariff or Regulated Acquisitions	0				0
	2. Contracts for Foreign Government or International Organization	0				0
	3. Small Purchases	69	57	40	0	97
	4. Delivery Orders - GSA Schedules Only	30	49	21	0	70
	5. Delivery Orders - Other Federal Schedules	0	0	0	0	0
	6. Delivery Orders - All Other	0	0	0	0	0
	7. Other Procurement Methods	0	0	0	0	0
	8. TOTAL NEW AWARDS AND MODIFICATIONS	99	106	61	0	167
COMPETITION	9. Competed	30	49	21	0	70
	10. Not Competed	69	57	40	0	97
	11. Not Available for Competition	0	0	0	0	0
MODIFICATIONS	12. TOTAL MODIFICATIONS (Excluding Line 3)	0				0

PART II - SELECTED SOCIOECONOMIC STATISTICS (Includes both new awards and modifications)					
PREFERENCE PROGRAMS			TYPE OF CONTRACTOR		
CATEGORY	Number of Actions (a)	Total net Dollars (b)	CATEGORY	Number of Actions (a)	Total net Dollars (b)
13. Small Business - Small Purchase Set-Aside	0	0	18. Small Disadvantaged Business	0	0
14. Small Business Set-Aside	0	0	19. Woman-Owned Small Business	1	7
15. Labor Surplus Area Set-Aside	0	0	20. Sheltered Workshop	0	0
16. Combined Labor Surplus/ Small Business Set-Aside	0	0			
17. 8(a) Awards	0	0			

FEDERAL MARITIME COMMISSION
 Actions Reported Individually on SF279
 Fiscal Year 1990 Through Fourth Quarter

	Actions	Dollars (000)
TOTAL	0	0
CICA APPLICABILITY		
Pre-CICA	0	0
CICA Awards	0	0
Small Purchases	0	0
Subject to Statute other than CICA	0	0
KIND OF CONTRACT ACTION		
Initial Letter Contract	0	0
Def. Contract Superseding Letter	0	0
New Definitive Contract	0	0
Small Purchase Procedure	0	0
Order Under IDC	0	0
Order Under BOA	0	0
Order /Mod Under GSA Schedule	0	0
Order/Mod Under VA Schedule	0	0
Modifications	0	0
Termination for Default	0	0
Termination for Convenience	0	0
SYNOPSIS OF PROCUREMENT PRIOR TO AWARD		
Synopsized Prior to Award	0	0
Not Synopsized Due to Urgency	0	0
Not Synopsized for Other Reason	0	0

FEDERAL PROCUREMENT DATA SYSTEM
FEDERAL MARITIME COMMISSION
 Actions Reported Individually on SF279
 Fiscal Year 1990 Through Fourth Quarter

	Actions	Dollars (000)
SOLICITATION PROCEDURE		
Full and Open Competition - Sealed Bid	0	0
Full and Open Competition - Comp Proposal	0	0
Full and Open Competition - Combination	0	0
Architect Engineer	0	0
Basic Research	0	0
Multiple Award Schedule	0	0
Alternate Source/Reduced Cost	0	0
Alternate Source/Mobilization	0	0
Alternate Source/Eng R & D	0	0
Set-aside	0	0
Other than Full and Open Competition	0	0
FULL AND OPEN COMPETITION WITH ONLY ONE BIDDER/OFFERER		
AUTHORITY FOR OTHER THAN FULL AND OPEN COMPETITION		
Only One Source	0	0
- Follow-on Contract	0	0
- Utilities (Regulated & Telecommunications)	0	0
Unusual & Compelling Urgency	0	0
Mobilization/Essential R&D	0	0
International Agreement	0	0
Authorized by Statute	0	0
Authorized Resale	0	0
National Security	0	0
Public Interest	0	0
EXTENT COMPETED		
Competed	0	0
Not Available for Competition	0	0
Follow-on to Competed Action	0	0
Not Competed	0	0
TYPE OF CONTRACT		
Fixed Price	0	0
Cost Reimbursement	0	0
Time and Material	0	0
Labor Hour	0	0
TYPE OF CONTRACTOR		
Small Disadvantaged Business	0	0
Other Small Business	0	0
Large Business	0	0
Sheltered Workshops	0	0
Educational & Nonprofit	0	0
State & Local Government	0	0
Foreign Contractor	0	0
Domestic Contractor Performing Outside US	0	0
WOMAN-OWNED SMALL BUSINESS		
PREFERENCE PROGRAMS		
Directed to Sheltered Workshop	0	0
8 (a) Program	0	0
Combined LSA/SB Set-aside	0	0
Small Business Set-aside	0	0
Labor Surplus Area Set-aside	0	0
Tie Bid Preference	0	0
Buy Indian/Self Determination Act	0	0
No Preference Program or Not Listed	0	0
SUBJECT TO LABOR STATUTES		
Walsh Healy Act - Manufacturer	0	0
Walsh Healy Act - Dealer	0	0
Service Contract Act	0	0
Devis Bacon Act	0	0
Not Subject to Above Acts	0	0
PRODUCT OR SERVICE		
Supplies & Equipment	0	0
ADP Equipment, Purchase and Lease	0	0
Research & Development	0	0
Construction	0	0
Architect & Engineering	0	0
Real Property, Purchase & Lease, or Maintenance	0	0
ADP Services	0	0
Other Services	0	0

FEDERAL PROCUREMENT DATA SYSTEM
FEDERAL MEDIATION AND CONCILIATION SERVICE
 Actions Reported in Summary on SF281
 Fiscal Year 1990 Through Fourth Quarter

PART I - PRIME CONTRACTS							
	PROCUREMENT METHODS	Number of Actions (a)	NET DOLLAR AMOUNTS (000)				
			Small Business Concerns (b)	Large Business Concerns (c)	Domestic Outside U.S./ Foreign (d)	Other Entities (e)	Total Dollars (f)
NEW AWARDS AND MODIFICATIONS	1. Tariff or Regulated Acquisitions	0				0	
	2. Contracts for Foreign Government or International Organization	0				0	
	3. Small Purchases	409	107	303	0	0	410
	4. Delivery Orders - GSA Schedules Only	146	0	309	0	0	309
	5. Delivery Orders - Other Federal Schedules	0	0	0	0	0	0
	6. Delivery Orders - All Other	0	0	0	0	0	0
	7. Other Procurement Methods	0	0	0	0	0	0
	8. TOTAL NEW AWARDS AND MODIFICATIONS	555	107	612	0	0	719
COMPETITION	9. Competed	146	0	309	0	0	309
	10. Not Competed	0	0	0	0	0	0
	11. Not Available for Competition	409	107	303	0	0	410
MODIFICATIONS	12. TOTAL MODIFICATIONS (Excluding Line 3)	0				0	

PART II - SELECTED SOCIOECONOMIC STATISTICS (Includes both new awards and modifications)					
PREFERENCE PROGRAMS			TYPE OF CONTRACTOR		
CATEGORY	Number of Actions (a)	Total net Dollars (b)	CATEGORY	Number of Actions (a)	Total net Dollars (b)
13. Small Business - Small Purchase Set-Aside	0	0	18. Small Disadvantaged Business	0	0
14. Small Business Set-Aside	0	0	19. Women-Owned Small Business	5	9
15. Labor Surplus Area Set-Aside	0	0	20. Sheltered Workshop	0	0
16. Combined Labor Surplus/ Small Business Set-Aside	0	0			
17. 8(a) Awards	0	0			

FEDERAL MEDIATION AND CONCILIATION SERVICE
 Actions Reported Individually on SF279
 Fiscal Year 1990 Through Fourth Quarter

	Actions	Dollars (000)
TOTAL	1	18
CICA APPLICABILITY		
Pre-CICA	0	0
CICA Awards	1	18
Small Purchases	0	0
Subject to Statute other than CICA	0	0
KIND OF CONTRACT ACTION		
Initial Letter Contract	0	0
Def. Contract Superseding Letter	0	0
New Definitive Contract	1	18
Small Purchase Procedure	0	0
Order Under IDC	0	0
Order Under BOA	0	0
Order /Mod Under GSA Schedule	0	0
Order/Mod Under VA Schedule	0	0
Modifications	0	0
Termination for Default	0	0
Termination for Convenience	0	0
SYNOPSIS OF PROCUREMENT PRIOR TO AWARD		
Synopsized Prior to Award	1	18
Not Synopsized Due to Urgency	0	0
Not Synopsized for Other Reason	0	0

FEDERAL PROCUREMENT DATA SYSTEM
FEDERAL MEDIATION AND CONCILIATION SERVICE
 Actions Reported Individually on SF279
 Fiscal Year 1990 Through Fourth Quarter

	Actions	Dollars (000)
SOLICITATION PROCEDURE		
Full and Open Competition - Sealed Bid	0	0
Full and Open Competition - Comp Proposal	1	18
Full and Open Competition - Combination	0	0
Architect Engineer	0	0
Basic Research	0	0
Multiple Award Schedule	0	0
Alternate Source/Reduced Cost	0	0
Alternate Source/Mobilization	0	0
Alternate Source/Eng R & D	0	0
Set-aside	0	0
Other than Full and Open Competition	0	0
FULL AND OPEN COMPETITION WITH ONLY ONE BIDDER/OFFERER	0	0
AUTHORITY FOR OTHER THAN FULL AND OPEN COMPETITION		
Only One Source	0	0
- Follow-on Contract	0	0
- Utilities (Regulated & Telecommunications)	0	0
Unusual & Compelling Urgency	0	0
Mobilization/Essential R&D	0	0
International Agreement	0	0
Authorized by Statute	0	0
Authorized Resale	0	0
National Security	0	0
Public Interest	0	0
EXTENT COMPETED		
Competed	1	18
Not Available for Competition	0	0
Follow-on to Completed Action	0	0
Not Completed	0	0
TYPE OF CONTRACT		
Fixed Price	1	18
Cost Reimbursement	0	0
Time and Material	0	0
Labor Hour	0	0
TYPE OF CONTRACTOR		
Small Disadvantaged Business	0	0
Other Small Business	0	0
Large Business	1	18
Sheltered Workshops	0	0
Educational & Nonprofit	0	0
State & Local Government	0	0
Foreign Contractor	0	0
Domestic Contractor Performing Outside US	0	0
WOMAN-OWNED SMALL BUSINESS		
PREFERENCE PROGRAMS		
Directed to Sheltered Workshop	0	0
8 (a) Program	0	0
Combined LSA/SB Set-aside	0	0
Small Business Set-aside	0	0
Labor Surplus Area Set-aside	0	0
Tie Bid Preference	0	0
Buy Indian/Self Determination Act	0	0
No Preference Program or Not Listed	1	18
SUBJECT TO LABOR STATUTES		
Walsh Healy Act - Manufacturer	0	0
Walsh Healy Act - Dealer	0	0
Service Contract Act	1	18
Devis Bacon Act	0	0
Not Subject to Above Acts	0	0
PRODUCT OR SERVICE		
Supplies & Equipment	0	0
ADP Equipment, Purchase and Lease	0	0
Research & Development	0	0
Construction	0	0
Architect & Engineering	0	0
Real Property, Purchase & Lease, or Maintenance	0	0
ADP Services	0	0
Other Services	1	18

FEDERAL PROCUREMENT DATA SYSTEM
FEDERAL MINE SAFETY AND HEALTH REVIEW COMMISSION
 Actions Reported in Summary on SF281
 Fiscal Year 1990 Through Fourth Quarter

PART I - PRIME CONTRACTS							
PROCUREMENT METHODS	Number of Actions (a)	NET DOLLAR AMOUNTS (000)					Total Dollars (f)
		Small Business Concerns (b)	Large Business Concerns (c)	Domestic Outside U.S./ Foreign (d)	Other Entities (e)		
1. Tariff or Regulated Acquisitions	0					0	
2. Contracts for Foreign Government or International Organization	0					0	
3. Small Purchases	48	35	0	0	0	35	
4. Delivery Orders - GSA Schedules Only	174	156	0	0	0	156	
5. Delivery Orders - Other Federal Schedules	0	0	0	0	0	0	
6. Delivery Orders - All Other	0	0	0	0	0	0	
7. Other Procurement Methods	0	0	0	0	0	0	
8. TOTAL NEW AWARDS AND MODIFICATIONS	222	191	0	0	0	191	
9. Competed	222	191	0	0	0	191	
10. Not Competed	0	0	0	0	0	0	
11. Not Available for Competition	0	0	0	0	0	0	
12. TOTAL MODIFICATIONS (Excluding Line 3)	0					0	

PART II - SELECTED SOCIOECONOMIC STATISTICS (Includes both new awards and modifications)					
PREFERENCE PROGRAMS			TYPE OF CONTRACTOR		
CATEGORY	Number of Actions (e)	Total net Dollars (b)	CATEGORY	Number of Actions (a)	Total net Dollars (b)
13. Small Business - Small Purchase Set-Aside	0	0	18. Small Disadvantaged Business	0	0
14. Small Business Set-Aside	0	0	19. Woman-Owned Small Business	0	0
15. Labor Surplus Area Set-Aside	0	0	20. Sheltered Workshop	0	0
16. Combined Labor Surplus/ Small Business Set-Aside	0	0			
17. 8(a) Awards	0	0			

FEDERAL MINE SAFETY AND HEALTH REVIEW COMMISSION
 Actions Reported Individually on SF279
 Fiscal Year 1990 Through Fourth Quarter

	Actions	Dollars (000)
TOTAL	0	0
CICA APPLICABILITY		
Pre-CICA	0	0
CICA Awards	0	0
Small Purchases	0	0
Subject to Statute other than CICA	0	0
KIND OF CONTRACT ACTION		
Initial Letter Contract	0	0
Def. Contract Superseding Letter	0	0
New Definitive Contract	0	0
Small Purchase Procedure	0	0
Order Under IDC	0	0
Order Under BOA	0	0
Order /Mod Under GSA Schedule	0	0
Order/Mod Under VA Schedule	0	0
Modifications	0	0
Termination for Default	0	0
Termination for Convenience	0	0
SYNOPSIS OF PROCUREMENT PRIOR TO AWARD		
Synopsized Prior to Award	0	0
Not Synopsized Due to Urgency	0	0
Not Synopsized for Other Reason	0	0

FEDERAL PROCUREMENT DATA SYSTEM
FEDERAL MINE SAFETY AND HEALTH REVIEW COMMISSION
 Actions Reported Individually on SF279
 Fiscal Year 1990 Through Fourth Quarter

SOLICITATION PROCEDURE	Actions	Dollars (000)
Full and Open Competition - Sealed Bid	0	0
Full and Open Competition - Comp Proposal	0	0
Full and Open Competition - Combination	0	0
Architect Engineer	0	0
Basic Research	0	0
Multiple Award Schedule	0	0
Alternate Source/Reduced Cost	0	0
Alternate Source/Mobilization	0	0
Alternate Source/Eng R & D	0	0
Set-aside	0	0
Other than Full and Open Competition	0	0
FULL AND OPEN COMPETITION WITH ONLY ONE BIDDER/OFFERER	0	0
AUTHORITY FOR OTHER THAN FULL AND OPEN COMPETITION		
Only One Source	0	0
- Follow-on Contract	0	0
- Utilities (Regulated & Telecommunications)	0	0
Unusual & Compelling Urgency	0	0
Mobilization/Essential R&D	0	0
International Agreement	0	0
Authorized by Statute	0	0
Authorized Resale	0	0
National Security	0	0
Public Interest	0	0
EXTENT COMPETED		
Competed	0	0
Not Available for Competition	0	0
Follow-on to Competed Action	0	0
Not Competed	0	0
TYPE OF CONTRACT		
Fixed Price	0	0
Cost Reimbursement	0	0
Time and Material	0	0
Labor Hour	0	0
TYPE OF CONTRACTOR		
Small Disadvantaged Business	0	0
Other Small Business	0	0
Large Business	0	0
Sheltered Workshops	0	0
Educational & Nonprofit	0	0
State & Local Government	0	0
Foreign Contractor	0	0
Domestic Contractor Performing Outside US	0	0
WOMAN-OWNED SMALL BUSINESS	0	0
PREFERENCE PROGRAMS		
Directed to Sheltered Workshop	0	0
8 (a) Program	0	0
Combined LSA/SB Set-aside	0	0
Small Business Set-aside	0	0
Labor Surplus Area Set-aside	0	0
Tie Bid Preference	0	0
Buy Indian/Self Determination Act	0	0
No Preference Program or Not Listed	0	0
SUBJECT TO LABOR STATUTES		
Walsh Healy Act - Manufacturer	0	0
Walsh Healy Act - Dealer	0	0
Service Contract Act	0	0
Davis Bacon Act	0	0
Not Subject to Above Acts	0	0
PRODUCT OR SERVICE		
Supplies & Equipment	0	0
ADP Equipment, Purchase and Lease	0	0
Research & Development	0	0
Construction	0	0
Architect & Engineering	0	0
Real Property, Purchase & Lease, or Maintenance	0	0
ADP Services	0	0
Other Services	0	0

FEDERAL PROCUREMENT DATA SYSTEM
FEDERAL TRADE COMMISSION
 Actions Reported in Summary on SF281
 Fiscal Year 1990 Through Fourth Quarter

PART I - PRIME CONTRACTS							
	PROCUREMENT METHODS	Number of Actions (e)	NET DOLLAR AMOUNTS (000)				
			Small Business Concerns (b)	Large Business Concerns (c)	Domestic Outside U.S./ Foreign (d)	Other Entities (e)	Total Dollars (f)
NEW AWARDS AND MODIFICATIONS	1. Tariff or Regulated Acquisitions	0				0	
	2. Contracts for Foreign Government or International Organization	0				0	
	3. Small Purchases	1,022	2,346	348	0	99	2,793
	4. Delivery Orders - GSA Schedules Only	291	116	476	0	11	603
	5. Delivery Orders - Other Federal Schedules	0	0	0	0	0	0
	6. Delivery Orders - All Other	0	0	0	0	0	0
	7. Other Procurement Methods	110	97	100	0	59	256
	8. TOTAL NEW AWARDS AND MODIFICATIONS	1,423	2,559	924	0	169	3,652
COMPETITION	9. Competed	327	1,079	187	0	57	1,323
	10. Not Competed	713	1,323	603	0	95	2,021
	11. Not Available for Competition	327	116	91	0	10	217
MODIFICATIONS	12. TOTAL MODIFICATIONS (Excluding Line 3)	0					0

PART II - SELECTED SOCIOECONOMIC STATISTICS (Includes both new awards and modifications)					
PREFERENCE PROGRAMS			TYPE OF CONTRACTOR		
CATEGORY	Number of Actions (e)	Total net Dollars (b)	CATEGORY	Number of Actions (e)	Total net Dollars (b)
13. Small Business - Small Purchase Set-Aside	0	0	18. Small Disadvantaged Business	6	20
14. Small Business Set-Aside	0	0	19. Woman-Owned Small Business	14	41
15. Labor Surplus Area Set-Aside	0	0	20. Sheltered Workshop	1	4
16. Combined Labor Surplus/ Small Business Set-Aside	0	0			
17. 8(a) Awards	0	0			

FEDERAL TRADE COMMISSION
 Actions Reported Individually on SF279
 Fiscal Year 1990 Through Fourth Quarter

	Actions	Dollars (000)
TOTAL	15	1,679
CICA APPLICABILITY		
Pre-CICA	0	0
CICA Awards	14	1,372
Small Purchases	0	0
Subject to Statute other than CICA	1	307
KIND OF CONTRACT ACTION		
Initial Letter Contract	0	0
Def. Contract Superseding Letter	0	0
New Definitive Contract	0	0
Small Purchase Procedure	0	0
Order Under IDC	4	365
Order Under BOA	0	0
Order /Mod Under GSA Schedule	8	420
Order/Mod Under VA Schedule	0	0
Modifications	3	894
Termination for Default	0	0
Termination for Convenience	0	0
SYNOPSIS OF PROCUREMENT PRIOR TO AWARD		
Synopsized Prior to Award	9	1,113
Not Synopsized Due to Urgency	0	0
Not Synopsized for Other Reason	6	566

FEDERAL PROCUREMENT DATA SYSTEM
FEDERAL TRADE COMMISSION
 Actions Reported Individually on SF279
 Fiscal Year 1990 Through Fourth Quarter

	Actions	Dollars (000)
SOLICITATION PROCEDURE		
Full and Open Competition - Sealed Bid	1	80
Full and Open Competition - Comp Proposal	11	1,130
Full and Open Competition - Combination	0	0
Architect Engineer	0	0
Basic Research	0	0
Multiple Award Schedule	2	162
Alternate Source/Reduced Cost	0	0
Alternate Source/Mobilization	0	0
Alternate Source/Eng R & D	0	0
Set-aside	0	0
Other than Full and Open Competition	0	0
FULL AND OPEN COMPETITION WITH ONLY ONE BIDDER/OFFERER	1	507
AUTHORITY FOR OTHER THAN FULL AND OPEN COMPETITION		
Only One Source	0	0
- Follow-on Contract	0	0
- Utilities (Regulated & Telecommunications)	0	0
Unusual & Compelling Urgency	0	0
Mobilization/Essential R&D	0	0
International Agreement	0	0
Authorized by Statute	0	0
Authorized Resale	0	0
National Security	0	0
Public Interest	0	0
EXTENT COMPETED		
Competed	14	1,372
Not Available for Competition	1	307
Follow-on to Competed Action	0	0
Not Competed	0	0
TYPE OF CONTRACT		
Fixed Price	15	1,679
Cost Reimbursement	0	0
Time and Material	0	0
Labor Hour	0	0
TYPE OF CONTRACTOR		
Small Disadvantaged Business	1	307
Other Small Business	3	330
Large Business	11	1,042
Sheltered Workshops	0	0
Educational & Nonprofit	0	0
State & Local Government	0	0
Foreign Contractor	0	0
Domestic Contractor Performing Outside US	0	0
WOMAN-OWNED SMALL BUSINESS	1	80
PREFERENCE PROGRAMS		
Directed to Sheltered Workshop	0	0
8 (a) Program	1	307
Combined LSA/SB Set-aside	0	0
Small Business Set-aside	2	250
Labor Surplus Area Set-aside	0	0
Tie Bid Preference	0	0
Buy Indian/Self Determination Act	0	0
No Preference Program or Not Listed	12	1,122
SUBJECT TO LABOR STATUTES		
Walsh Healy Act - Manufacturer	8	420
Walsh Healy Act - Dealer	0	0
Service Contract Act	1	307
Davis Bacon Act	0	0
Not Subject to Above Acts	8	952
PRODUCT OR SERVICE		
Supplies & Equipment	0	0
ADP Equipment, Purchase and Lease	5	459
Research & Development	0	0
Construction	0	0
Architect & Engineering	0	0
Real Property, Purchase & Lease, or Maintenance	0	0
ADP Services	6	258
Other Services	4	962

FEDERAL PROCUREMENT DATA SYSTEM
GENERAL SERVICES ADMINISTRATION
 Actions Reported in Summary on SF281
 Fiscal Year 1990 Through Fourth Quarter

PART I - PRIME CONTRACTS							
	PROCUREMENT METHODS	Number of Actions (a)	NET DOLLAR AMOUNTS (000)				Total Dollars (f)
			Small Business Concerns (b)	Large Business Concerns (c)	Domestic Outside U.S./ Foreign (d)	Other Entities (e)	
NEW AWARDS AND MODIFICATIONS	1. Tariff or Regulated Acquisitions	0					0
	2. Contracts for Foreign Government or International Organization	0					0
	3. Small Purchases	0	0	0	0	0	0
	4. Delivery Orders - GSA Schedules Only	0	0	0	0	0	0
	5. Delivery Orders - Other Federal Schedules	0	0	0	0	0	0
	6. Delivery Orders - All Other	0	0	0	0	0	0
	7. Other Procurement Methods	0	0	0	0	0	0
	8. TOTAL NEW AWARDS AND MODIFICATIONS	0	0	0	0	0	0
COMPETITION	9. Competed	0	0	0	0	0	0
	10. Not Competed	0	0	0	0	0	0
	11. Not Available for Competition	0	0	0	0	0	0
MODIFICATIONS	12. TOTAL MODIFICATIONS (Excluding Line 3)	0					0

PART II - SELECTED SOCIOECONOMIC STATISTICS (Includes both new awards and modifications)					
PREFERENCE PROGRAMS			TYPE OF CONTRACTOR		
CATEGORY	Number of Actions (a)	Total net Dollars (b)	CATEGORY	Number of Actions (a)	Total net Dollars (b)
13. Small Business - Small Purchase Set-Aside	0	0	18. Small Disadvantaged Business	0	0
14. Small Business Set-Aside	0	0	19. Woman-Owned Small Business	0	0
15. Labor Surplus Area Set-Aside	0	0	20. Sheltered Workshop	0	0
16. Combined Labor Surplus/ Small Business Set-Aside	0	0			
17. 8(a) Awards	0	0			

GENERAL SERVICES ADMINISTRATION
 Actions Reported Individually on SF279
 Fiscal Year 1990 Through Fourth Quarter

	Actions	Dollars (000)
TOTAL	14,935	1,187,113
CICA APPLICABILITY		
Pre-CICA	500	170,793
CICA Awards	11,870	1,001,609
Small Purchases	2,750	13,178
Subject to Statute other than CICA	14	1,189
KIND OF CONTRACT ACTION		
Initial Letter Contract	3	197
Def. Contract Superseding Letter	0	0
New Definitive Contract	1,528	485,528
Small Purchase Procedure	2,625	12,606
Order Under IDC	4,982	289,313
Order Under BOA	2,507	188,975
Order /Mod Under GSA Schedule	515	38,266
Order/Mod Under VA Schedule	0	0
Modifications	2,789	172,837
Termination for Default	3	-481
Termination for Convenience	5	-128
SYNOPSIS OF PROCUREMENT PRIOR TO AWARD		
Synopsized Prior to Award	8,996	782,431
Not Synopsized Due to Urgency	194	26,489
Not Synopsized for Other Reason	5,744	377,849

FEDERAL PROCUREMENT DATA SYSTEM
GENERAL SERVICES ADMINISTRATION
 Actions Reported Individually on SF279
 Fiscal Year 1990 Through Fourth Quarter

	Actions	Dollars (000)
SOLICITATION PROCEDURE		
Full and Open Competition - Sealed Bid	3,493	253,890
Full and Open Competition - Comp Proposal	2,224	297,815
Full and Open Competition - Combination	6	1,347
Architect Engineer	401	20,781
Basic Research	0	0
Multiple Award Schedule	264	18,914
Alternate Source/Reduced Cost	0	0
Alternate Source/Mobilization	14	1,570
Alternate Source/Eng R & D	0	0
Set-aside	1,284	72,931
Other than Full and Open Competition	3,984	334,361
FULL AND OPEN COMPETITION WITH ONLY ONE BIDDER/OFFERER	490	26,019
AUTHORITY FOR OTHER THAN FULL AND OPEN COMPETITION		
Only One Source	2,732	224,153
- Follow-on Contract	6	1,227
- Utilities (Regulated & Telecommunications)	456	38,747
Unusual & Compelling Urgency	181	28,692
Mobilization/Essential R&D	0	0
International Agreement	0	0
Authorized by Statute	1,069	81,368
Authorized Resale	1	102
National Security	1	46
Public Interest	0	0
EXTENT COMPETED		
Competed	10,071	711,737
Not Available for Competition	2,018	285,451
Follow-on to Competed Action	10	68
Not Competed	2,835	189,513
TYPE OF CONTRACT		
Fixed Price	14,883	1,181,688
Cost Reimbursement	42	4,541
Time and Material	5	134
Labor Hour	4	406
TYPE OF CONTRACTOR		
Small Disadvantaged Business	682	53,864
Other Small Business	9,321	463,238
Large Business	3,924	599,482
Sheltered Workshops	956	65,754
Educational & Nonprofit	20	3,306
State & Local Government	27	930
Foreign Contractor	0	0
Domestic Contractor Performing Outside US	4	195
WOMAN-OWNED SMALL BUSINESS	359	15,257
PREFERENCE PROGRAMS		
Directed to Sheltered Workshop	956	65,754
8 (a) Program	114	17,557
Combined LSA/SB Set-aside	159	6,534
Small Business Set-aside	1,552	72,501
Labor Surplus Area Set-aside	315	18,687
Tie Bid Preference	18	640
Buy Indian/Self Determination Act	0	0
No Preference Program or Not Listed	11,820	1,005,096
SUBJECT TO LABOR STATUTES		
Walsh Healy Act - Manufacturer	3,440	330,945
Walsh Healy Act - Dealer	285	28,743
Service Contract Act	1,451	169,530
Davis Bacon Act	3,712	175,778
Not Subject to Above Acts	6,046	481,773
PRODUCT OR SERVICE		
Supplies & Equipment	4,565	411,025
ADP Equipment, Purchase and Lease	15	978
Research & Development	0	0
Construction	4,940	184,522
Architect & Engineering	465	23,449
Real Property, Purchase & Lease, or Maintenance	2,502	188,971
ADP Services	532	70,321
Other Services	1,916	307,847

FEDERAL PROCUREMENT DATA SYSTEM
INTERNATIONAL TRADE COMMISSION
 Actions Reported in Summary on SF281
 Fiscal Year 1990 Through Fourth Quarter

PART I - PRIME CONTRACTS						
PROCUREMENT METHODS	Number of Actions (a)	NET DOLLAR AMOUNTS (000)				
		Small Business Concerns (b)	Large Business Concerns (c)	Domestic Outside U.S./ Foreign (d)	Other Entities (e)	Total Dollars (f)
1. Tariff or Regulated Acquisitions	0					0
2. Contracts for Foreign Government or International Organization	0					0
3. Small Purchases	2,878	466	284	2	0	752
4. Delivery Orders - GSA Schedules Only	229	180	214	0	0	394
5. Delivery Orders - Other Federal Schedules	12	0	32	0	0	32
6. Delivery Orders - All Other	14	12	67	0	0	79
7. Other Procurement Methods	0	0	0	0	0	0
8. TOTAL NEW AWARDS AND MODIFICATIONS	3,133	658	597	2	0	1,257
9. Competed	268	519	458	0	0	977
10. Not Competed	0	0	0	0	0	0
11. Not Available for Competition	2,865	139	139	2	0	280
12. TOTAL MODIFICATIONS (Excluding Line 3)	0					0

PART II - SELECTED SOCIOECONOMIC STATISTICS (Includes both new awards and modifications)					
PREFERENCE PROGRAMS			TYPE OF CONTRACTOR		
CATEGORY	Number of Actions (a)	Total net Dollars (b)	CATEGORY	Number of Actions (a)	Total net Dollars (b)
13. Small Business - Small Purchase Set-Aside	0	0	18. Small Disadvantaged Business	0	0
14. Small Business Set-Aside	0	0	19. Woman-Owned Small Business	0	0
15. Labor Surplus Area Set-Aside	0	0	20. Sheltered Workshop	0	0
16. Combined Labor Surplus/ Small Business Set-Aside	0	0			
17. 8(a) Awards	0	0			

INTERNATIONAL TRADE COMMISSION
 Actions Reported Individually on SF279
 Fiscal Year 1990 Through Fourth Quarter

	Actions	Dollars (000)
TOTAL	11	856
CICA APPLICABILITY		
Pre-CICA	0	0
CICA Awards	11	856
Small Purchases	0	0
Subject to Statute other than CICA	0	0
KIND OF CONTRACT ACTION		
Initial Letter Contract	0	0
Def. Contract Superseding Letter	0	0
New Definitive Contract	5	497
Small Purchase Procedure	0	0
Order Under IDC	0	0
Order Under BOA	0	0
Order /Mod Under GSA Schedule	4	252
Order /Mod Under VA Schedule	0	0
Modifications	2	107
Termination for Default	0	0
Termination for Convenience	0	0
SYNOPSIS OF PROCUREMENT PRIOR TO AWARD		
Synopsized Prior to Award	7	604
Not Synopsized Due to Urgency	0	0
Not Synopsized for Other Reason	4	252

FEDERAL PROCUREMENT DATA SYSTEM
INTERNATIONAL TRADE COMMISSION
 Actions Reported Individually on SF279
 Fiscal Year 1990 Through Fourth Quarter

SOLICITATION PROCEDURE	Actions	Dollars (000)
Full and Open Competition - Sealed Bid	0	0
Full and Open Competition - Comp Proposal	6	564
Full and Open Competition - Combination	0	0
Architect Engineer	0	0
Basic Research	0	0
Multiple Award Schedule	4	252
Alternate Source/Reduced Cost	0	0
Alternate Source/Mobilization	0	0
Alternate Source/Eng R & D	0	0
Set-aside	0	0
Other than Full and Open Competition	1	40
FULL AND OPEN COMPETITION WITH ONLY ONE BIDDER/OFFERER	0	0
AUTHORITY FOR OTHER THAN FULL AND OPEN COMPETITION		
Only One Source	0	0
- Follow-on Contract	0	0
- Utilities (Regulated & Telecommunications)	0	0
Unusual & Compelling Urgency	0	0
Mobilization/Essential R&D	0	0
International Agreement	0	0
Authorized by Statute	1	40
Authorized Resale	0	0
National Security	0	0
Public Interest	0	0
EXTENT COMPETED		
Competed	10	816
Not Available for Competition	1	40
Follow-on to Competed Action	0	0
Not Competed	0	0
TYPE OF CONTRACT		
Fixed Price	11	856
Cost Reimbursement	0	0
Time and Material	0	0
Labor Hour	0	0
TYPE OF CONTRACTOR		
Small Disadvantaged Business	1	40
Other Small Business	6	502
Large Business	4	314
Sheltered Workshops	0	0
Educational & Nonprofit	0	0
State & Local Government	0	0
Foreign Contractor	0	0
Domestic Contractor Performing Outside US	0	0
WOMAN-OWNED SMALL BUSINESS	1	40
PREFERENCE PROGRAMS		
Directed to Sheltered Workshop	0	0
8 (a) Program	1	40
Combined LSA/SB Set-aside	0	0
Small Business Set-aside	1	129
Labor Surplus Area Set-aside	0	0
Tie Bid Preference	0	0
Buy Indian/Self Determination Act	0	0
No Preference Program or Not Listed	9	687
SUBJECT TO LABOR STATUTES		
Walsh Healy Act - Manufacturer	2	132
Walsh Healy Act - Dealer	2	120
Service Contract Act	7	604
Davis Bacon Act	0	0
Not Subject to Above Acts	0	0
PRODUCT OR SERVICE		
Supplies & Equipment	4	252
ADP Equipment, Purchase and Lease	1	129
Research & Development	0	0
Construction	0	0
Architect & Engineering	0	0
Real Property, Purchase & Lease, or Maintenance	0	0
ADP Services	2	211
Other Services	4	264

FEDERAL PROCUREMENT DATA SYSTEM
INTERSTATE COMMERCE COMMISSION
 Actions Reported in Summary on SF281
 Fiscal Year 1990 Through Fourth Quarter

PART I - PRIME CONTRACTS							
	PROCUREMENT METHODS	Number of Actions (a)	NET DOLLAR AMOUNTS (000)				
			Small Business Concerns (b)	Large Business Concerns (c)	Domestic Outside U.S./ Foreign (d)	Other Entities (e)	Total Dollars (f)
NEW AWARDS AND MODIFICATIONS	1. Tariff or Regulated Acquisitions	0				0	
	2. Contracts for Foreign Government or International Organization	0				0	
	3. Small Purchases	643	218	167	0	0	385
	4. Delivery Orders - GSA Schedules Only	339	216	555	0	0	771
	5. Delivery Orders - Other Federal Schedules	0	0	0	0	0	0
	6. Delivery Orders - All Other	1	0	15	0	0	15
	7. Other Procurement Methods	22	40	21	0	98	159
	8. TOTAL NEW AWARDS AND MODIFICATIONS	1,005	474	758	0	98	1,330
COMPETITION	9. Competed	395	303	635	0	98	1,036
	10. Not Competed	609	171	108	0	0	279
	11. Not Available for Competition	1	0	15	0	0	15
MODIFICATIONS	12. TOTAL MODIFICATIONS (Excluding Line 3)	0					0

PART II - SELECTED SOCIOECONOMIC STATISTICS (Includes both new awards and modifications)					
PREFERENCE PROGRAMS			TYPE OF CONTRACTOR		
CATEGORY	Number of Actions (a)	Total net Dollars (b)	CATEGORY	Number of Actions (a)	Total net Dollars (b)
13. Small Business - Small Purchase Set-Aside	0	0	18. Small Disadvantaged Business	52	30
14. Small Business Set-Aside	1	11	19. Women-Owned Small Business	1	2
15. Labor Surplus Area Set-Aside	0	0	20. Sheltered Workshop	0	0
16. Combined Labor Surplus/ Small Business Set-Aside	0	0			
17. 8(a) Awards	0	0			

INTERSTATE COMMERCE COMMISSION
 Actions Reported Individually on SF279
 Fiscal Year 1990 Through Fourth Quarter

	Actions	Dollars (000)
TOTAL	2	62
CICA APPLICABILITY		
Pre-CICA	0	0
CICA Awards	2	62
Small Purchases	0	0
Subject to Statute other than CICA	0	0
KIND OF CONTRACT ACTION		
Initial Letter Contract	0	0
Def. Contract Superseding Letter	0	0
New Definitive Contract	0	0
Small Purchase Procedure	0	0
Order Under IDC	0	0
Order Under BOA	0	0
Order/Mod Under GSA Schedule	0	0
Order/Mod Under VA Schedule	0	0
Modifications	2	62
Termination for Default	0	0
Termination for Convenience	0	0
SYNOPSIS OF PROCUREMENT PRIOR TO AWARD		
Synopsized Prior to Award	2	62
Not Synopsized Due to Urgency	0	0
Not Synopsized for Other Reason	0	0

FEDERAL PROCUREMENT DATA SYSTEM
INTERSTATE COMMERCE COMMISSION
 Actions Reported Individually on SF279
 Fiscal Year 1990 Through Fourth Quarter

	Actions	Dollars (000)
SOLICITATION PROCEDURE		
Full and Open Competition - Sealed Bid	0	0
Full and Open Competition - Comp Proposal	2	62
Full and Open Competition - Combination	0	0
Architect Engineer	0	0
Basic Research	0	0
Multiple Award Schedule	0	0
Alternate Source/Reduced Cost	0	0
Alternate Source/Mobilization	0	0
Alternate Source/Eng R & D	0	0
Set-aside	0	0
Other than Full and Open Competition	0	0
FULL AND OPEN COMPETITION WITH ONLY ONE BIDDER/OFFERER	0	0
AUTHORITY FOR OTHER THAN FULL AND OPEN COMPETITION		
Only One Source	0	0
- Follow-on Contract	0	0
- Utilities (Regulated & Telecommunications)	0	0
Unusual & Compelling Urgency	0	0
Mobilization/Essential R&D	0	0
International Agreement	0	0
Authorized by Statute	0	0
Authorized Resale	0	0
National Security	0	0
Public Interest	0	0
EXTENT COMPETED		
Competed	2	62
Not Available for Competition	0	0
Follow-on to Competed Action	0	0
Not Competed	0	0
TYPE OF CONTRACT		
Fixed Price	2	62
Cost Reimbursement	0	0
Time and Material	0	0
Labor Hour	0	0
TYPE OF CONTRACTOR		
Small Disadvantaged Business	1	12
Other Small Business	0	0
Large Business	0	0
Sheltered Workshops	0	0
Educational & Nonprofit	1	50
State & Local Government	0	0
Foreign Contractor	0	0
Domestic Contractor Performing Outside US	0	0
WOMAN-OWNED SMALL BUSINESS	0	0
PREFERENCE PROGRAMS		
Directed to Sheltered Workshop	0	0
8 (a) Program	0	0
Combined LSA/SB Set-aside	0	0
Small Business Set-aside	0	0
Labor Surplus Area Set-aside	0	0
Tie Bid Preference	0	0
Buy Indian/Self Determination Act	0	0
No Preference Program or Not Listed	2	62
SUBJECT TO LABOR STATUTES		
Walsh Healy Act - Manufacturer	0	0
Walsh Healy Act - Dealer	0	0
Service Contract Act	2	62
Devis Bacon Act	0	0
Not Subject to Above Acts	0	0
PRODUCT OR SERVICE		
Supplies & Equipment	0	0
ADP Equipment, Purchase and Lease	0	0
Research & Development	0	0
Construction	0	0
Architect & Engineering	0	0
Real Property, Purchase & Lease, or Maintenance	0	0
ADP Services	1	12
Other Services	1	50

FEDERAL PROCUREMENT DATA SYSTEM
MERIT SYSTEMS PROTECTION BOARD
 Actions Reported in Summary on SF281
 Fiscal Year 1990 Through Fourth Quarter

PART I - PRIME CONTRACTS							
	PROCUREMENT METHODS	Number of Actions (e)	NET DOLLAR AMOUNTS (000)				Total Dollars (f)
			Small Business Concerns (b)	Large Business Concerns (c)	Domestic Outside U.S./ Foreign (d)	Other Entities (e)	
NEW AWARDS AND MODIFICATIONS	1. Tariff or Regulated Acquisitions	0					0
	2. Contracts for Foreign Government or International Organization	0					0
	3. Small Purchases	1,405	453	387	0	0	840
	4. Delivery Orders - GSA Schedules Only	500	94	362	0	0	456
	5. Delivery Orders - Other Federal Schedules	6	0	40	0	0	40
	6. Delivery Orders - All Other	19	6	2	0	0	8
	7. Other Procurement Methods	37	2	15	0	66	83
	8. TOTAL NEW AWARDS AND MODIFICATIONS	1,967	555	806	0	66	1,427
COMPETITION	9. Competed	1,451	403	694	0	0	1,097
	10. Not Competed	397	141	99	0	0	240
	11. Not Available for Competition	119	11	13	0	66	90
MODIFICATIONS	12. TOTAL MODIFICATIONS (Excluding Line 3)	60					374

PART II - SELECTED SOCIOECONOMIC STATISTICS (Includes both new awards and modifications)					
PREFERENCE PROGRAMS			TYPE OF CONTRACTOR		
CATEGORY	Number of Actions (a)	Total net Dollars (b)	CATEGORY	Number of Actions (a)	Total net Dollars (b)
13. Small Business - Small Purchase Set-Aside	6	4	18. Small Disadvantaged Business	9	12
14. Small Business Set-Aside	0	0	19. Women-Owned Small Business	451	152
15. Labor Surplus Area Set-Aside	0	0	20. Sheltered Workshop	0	0
16. Combined Labor Surplus/ Small Business Set-Aside	0	0			
17. 8(a) Awards	2	1			

MERIT SYSTEMS PROTECTION BOARD
 Actions Reported Individually on SF279
 Fiscal Year 1990 Through Fourth Quarter

	Actions	Dollars (000)
TOTAL	0	0
CICA APPLICABILITY		
Pre-CICA	0	0
CICA Awards	0	0
Small Purchases	0	0
Subject to Statute other than CICA	0	0
KIND OF CONTRACT ACTION		
Initial Letter Contract	0	0
Def. Contract Superseding Letter	0	0
New Definitive Contract	0	0
Small Purchase Procedure	0	0
Order Under IDC	0	0
Order Under BOA	0	0
Order /Mod Under GSA Schedule	0	0
Order /Mod Under VA Schedule	0	0
Modifications	0	0
Termination for Default	0	0
Termination for Convenience	0	0
SYNOPSIS OF PROCUREMENT PRIOR TO AWARD		
Synopsized Prior to Award	0	0
Not Synopsized Due to Urgency	0	0
Not Synopsized for Other Reason	0	0

FEDERAL PROCUREMENT DATA SYSTEM
MERIT SYSTEMS PROTECTION BOARD
 Actions Reported Individually on SF279
 Fiscal Year 1990 Through Fourth Quarter

	Actions	Dollars (000)
SOLICITATION PROCEDURE		
Full and Open Competition - Sealed Bid	0	0
Full and Open Competition - Comp Proposal	0	0
Full and Open Competition - Combination	0	0
Architect Engineer	0	0
Basic Research	0	0
Multiple Award Schedule	0	0
Alternate Source/Reduced Cost	0	0
Alternate Source/Mobilization	0	0
Alternate Source/Eng R & D	0	0
Set-aside	0	0
Other than Full and Open Competition	0	0
FULL AND OPEN COMPETITION WITH ONLY ONE BIDDER/OFFERER		
AUTHORITY FOR OTHER THAN FULL AND OPEN COMPETITION		
Only One Source	0	0
- Follow-on Contract	0	0
- Utilities (Regulated & Telecommunications)	0	0
Unusual & Compelling Urgency	0	0
Mobilization/Essential R&D	0	0
International Agreement	0	0
Authorized by Statute	0	0
Authorized Resale	0	0
National Security	0	0
Public Interest	0	0
EXTENT COMPETED		
Competed	0	0
Not Available for Competition	0	0
Follow-on to Competed Action	0	0
Not Competed	0	0
TYPE OF CONTRACT		
Fixed Price	0	0
Cost Reimbursement	0	0
Time and Material	0	0
Labor Hour	0	0
TYPE OF CONTRACTOR		
Small Disadvantaged Business	0	0
Other Small Business	0	0
Large Business	0	0
Sheltered Workshops	0	0
Educational & Nonprofit	0	0
State & Local Government	0	0
Foreign Contractor	0	0
Domestic Contractor Performing Outside US	0	0
WOMAN-OWNED SMALL BUSINESS		
PREFERENCE PROGRAMS		
Directed to Sheltered Workshop	0	0
8 (a) Program	0	0
Combined LSA/SB Set-aside	0	0
Small Business Set-aside	0	0
Labor Surplus Area Set-aside	0	0
Tie Bid Preference	0	0
Buy Indian/Self Determination Act	0	0
No Preference Program or Not Listed	0	0
SUBJECT TO LABOR STATUTES		
Walsh Healy Act - Manufacturer	0	0
Walsh Healy Act - Dealer	0	0
Service Contract Act	0	0
Devis Bacon Act	0	0
Not Subject to Above Acts	0	0
PRODUCT OR SERVICE		
Supplies & Equipment	0	0
ADP Equipment, Purchase and Lease	0	0
Research & Development	0	0
Construction	0	0
Architect & Engineering	0	0
Real Property, Purchase & Lease, or Maintenance	0	0
ADP Services	0	0
Other Services	0	0

FEDERAL PROCUREMENT DATA SYSTEM
NATIONAL AERONAUTICS AND SPACE ADMINISTRATION
 Actions Reported in Summary on SF281
 Fiscal Year 1990 Through Fourth Quarter

PART I - PRIME CONTRACTS							
	PROCUREMENT METHODS	Number of Actions (e)	NET DOLLAR AMOUNTS (000)				
			Small Business Concerns (b)	Large Business Concerns (c)	Domestic Outside U.S./ Foreign (d)	Other Entities (e)	Total Dollars (f)
NEW AWARDS AND MODIFICATIONS	1. Tariff or Regulated Acquisitions	0					0
	2. Contracts for Foreign Government or International Organization	0					0
	3. Small Purchases	75,695	99,554	28,613	806	4,886	133,859
	4. Delivery Orders - GSA Schedules Only	10,906	18,881	24,341	0	0	43,222
	5. Delivery Orders - Other Federal Schedules	0	0	0	0	0	0
	6. Delivery Orders - All Other	0	0	0	0	0	0
	7. Other Procurement Methods	134	36	0	0	0	36
	8. TOTAL NEW AWARDS AND MODIFICATIONS	86,735	118,471	52,954	806	4,886	177,117
COMPETITION	9. Competed	31,802	82,328	34,026	31	180	116,565
	10. Not Competed	11,163	20,432	15,903	719	4,174	41,228
	11. Not Available for Competition	43,770	15,711	3,025	56	532	19,324
MODIFICATIONS	12. TOTAL MODIFICATIONS (Excluding Line 3)	0					0

PART II - SELECTED SOCIOECONOMIC STATISTICS (Includes both new awards and modifications)					
PREFERENCE PROGRAMS			TYPE OF CONTRACTOR		
CATEGORY	Number of Actions (a)	Total net Dollars (b)	CATEGORY	Number of Actions (a)	Total net Dollars (b)
13. Small Business - Small Purchase Set-Aside	27,943	84,088	18. Small Disadvantaged Business	1,182	1,662
14. Small Business Set-Aside	0	0	19. Woman-Owned Small Business	2,656	2,845
15. Labor Surplus Area Set-Aside	0	0	20. Sheltered Workshop	0	0
16. Combined Labor Surplus/ Small Business Set-Aside	0	0			
17. 8(a) Awards	134	36			

NATIONAL AERONAUTICS AND SPACE ADMINISTRATION
 Actions Reported Individually on SF279
 Fiscal Year 1990 Through Fourth Quarter

	Actions	Dollars (000)
TOTAL	10,623	11,394,580
CICA APPLICABILITY		
Pre-CICA	1,538	4,700,885
CICA Awards	9,080	6,693,624
Small Purchases	5	71
Subject to Statute other than CICA	0	0
KIND OF CONTRACT ACTION		
Initial Letter Contract	5	5,801
Def. Contract Superseding Letter	1	2,990
New Definitive Contract	1,785	615,045
Small Purchase Procedure	5	71
Order Under IDC	21	2,947
Order Under BOA	14	940
Order/Mod Under GSA Schedule	684	34,004
Order/Mod Under VA Schedule	0	0
Modifications	8,104	10,732,696
Termination for Default	2	130
Termination for Convenience	2	-44
SYNOPSIS OF PROCUREMENT PRIOR TO AWARD		
Synopsized Prior to Award	8,005	9,558,083
Not Synopsized Due to Urgency	98	34,678
Not Synopsized for Other Reason	2,520	1,801,819

FEDERAL PROCUREMENT DATA SYSTEM
NATIONAL AERONAUTICS AND SPACE ADMINISTRATION
 Actions Reported Individually on SF279
 Fiscal Year 1990 Through Fourth Quarter

	Actions	Dollars (000)
SOLICITATION PROCEDURE		
Full and Open Competition - Sealed Bid	924	199,018
Full and Open Competition - Comp Proposal	3,233	3,938,698
Full and Open Competition - Combination	33	13,181
Architect Engineer	247	34,247
Basic Research	249	53,435
Multiple Award Schedule	432	21,794
Alternate Source/Reduced Cost	55	127,062
Alternate Source/Mobilization	11	3,371
Alternate Source/Eng R & D	7	330
Set-aside	1,509	266,700
Other than Full and Open Competition	2,380	2,035,788
FULL AND OPEN COMPETITION WITH ONLY ONE BIDDER/OFFERER	909	618,099
AUTHORITY FOR OTHER THAN FULL AND OPEN COMPETITION		
Only One Source	1,275	1,405,631
- Follow-on Contract	55	172,886
- Utilities (Regulated & Telecommunications)	103	32,565
Unusual & Compelling Urgency	143	44,108
Mobilization/Essential R&D	146	292,394
International Agreement	9	14,418
Authorized by Statute	791	273,239
Authorized Resale	0	0
National Security	13	2,647
Public Interest	3	3,351
EXTENT COMPETED		
Competed	7,631	8,230,866
Not Available for Competition	915	281,938
Follow-on to Competed Action	71	513,044
Not Competed	2,006	2,368,732
TYPE OF CONTRACT		
Fixed Price	4,870	1,088,715
Cost Reimbursement	5,666	10,300,916
Time and Material	71	3,908
Labor Hour	16	1,041
TYPE OF CONTRACTOR		
Small Disadvantaged Business	1,090	292,033
Other Small Business	3,231	509,718
Large Business	4,888	9,092,474
Sheltered Workshops	0	0
Educational & Nonprofit	658	1,325,114
State & Local Government	630	113,630
Foreign Contractor	95	57,815
Domestic Contractor Performing Outside US	31	3,796
WOMAN-OWNED SMALL BUSINESS	360	63,977
PREFERENCE PROGRAMS		
Directed to Sheltered Workshop	0	0
8 (a) Program	788	212,751
Combined LSA/SB Set-aside	56	11,484
Small Business Set-aside	1,536	268,763
Labor Surplus Area Set-aside	18	5,208
Tie Bid Preference	0	0
Buy Indian/Self Determination Act	0	0
No Preference Program or Not Listed	8,225	10,896,374
SUBJECT TO LABOR STATUTES		
Walsh Healy Act - Manufacturer	2,906	3,936,413
Walsh Healy Act - Dealer	993	391,781
Service Contract Act	1,435	2,156,999
Devis Bacon Act	659	422,004
Not Subject to Above Acts	4,630	4,487,383
PRODUCT OR SERVICE		
Supplies & Equipment	1,326	2,248,443
ADP Equipment, Purchase and Lease	874	162,471
Research & Development	4,475	4,164,104
Construction	762	480,145
Architect & Engineering	390	69,044
Real Property, Purchase & Lease, or Maintenance	42	7,723
ADP Services	405	372,003
Other Services	2,349	3,890,647

FEDERAL PROCUREMENT DATA SYSTEM
NATIONAL ARCHIVES AND RECORDS ADMINISTRATION
 Actions Reported in Summary on SF281
 Fiscal Year 1990 Through Fourth Quarter

PART I - PRIME CONTRACTS						
PROCUREMENT METHODS	Number of Actions (a)	NET DOLLAR AMOUNTS (000)				
		Small Business Concerns (b)	Large Business Concerns (c)	Domestic Outside U.S./ Foreign (d)	Other Entities (e)	Total Dollars (f)
1. Tariff or Regulated Acquisitions	22					29
2. Contracts for Foreign Government or International Organization	0					0
3. Small Purchases	2,481	1,852	582	0	24	2,458
4. Delivery Orders - GSA Schedules Only	900	475	889	0	0	1,344
5. Delivery Orders - Other Federal Schedules	41	275	7	0	24	306
6. Delivery Orders - All Other	159	193	30	0	3	226
7. Other Procurement Methods	14	22	5	0	7	34
8. TOTAL NEW AWARDS AND MODIFICATIONS	3,817	2,817	1,493	0	58	4,397
9. Competed	1,838	2,165	1,098	0	23	3,284
10. Not Competed	872	201	143	0	21	365
11. Not Available for Competition	907	451	254	0	14	748
12. TOTAL MODIFICATIONS (Excluding Line 3)	18					134

PART II - SELECTED SOCIOECONOMIC STATISTICS (Includes both new awards and modifications)					
PREFERENCE PROGRAMS			TYPE OF CONTRACTOR		
CATEGORY	Number of Actions (a)	Total net Dollars (b)	CATEGORY	Number of Actions (a)	Total net Dollars (b)
13. Small Business - Small Purchase Set-Aside	790	1,005	18. Small Disadvantaged Business	35	36
14. Small Business Set-Aside	13	70	19. Woman-Owned Small Business	49	73
15. Labor Surplus Area Set-Aside	0	0	20. Sheltered Workshop	0	0
16. Combined Labor Surplus/ Small Business Set-Aside	0	0			
17. 8(a) Awards	0	0			

NATIONAL ARCHIVES AND RECORDS ADMINISTRATION
 Actions Reported Individually on SF279
 Fiscal Year 1990 Through Fourth Quarter

	Actions	Dollars (000)
TOTAL	38	5,004
CICA APPLICABILITY		
Pre-CICA	0	0
CICA Awards	38	5,004
Small Purchases	0	0
Subject to Statute other than CICA	0	0
KIND OF CONTRACT ACTION		
Initial Letter Contract	1	280
Def. Contract Superseding Letter	3	1,647
New Definitive Contract	1	31
Small Purchase Procedure	0	0
Order Under IDC	18	2,031
Order Under BOA	0	0
Order /Mod Under GSA Schedule	11	483
Order/Mod Under VA Schedule	0	0
Modifications	4	532
Termination for Default	0	0
Termination for Convenience	0	0
SYNOPSIS OF PROCUREMENT PRIOR TO AWARD		
Synopsized Prior to Award	22	2,856
Not Synopsized Due to Urgency	1	31
Not Synopsized for Other Reason	15	2,117

FEDERAL PROCUREMENT DATA SYSTEM
NATIONAL ARCHIVES AND RECORDS ADMINISTRATION
 Actions Reported Individually on SF279
 Fiscal Year 1990 Through Fourth Quarter

SOLICITATION PROCEDURE	Actions	Dollars (000)
Full and Open Competition - Sealed Bid	13	1,874
Full and Open Competition - Comp Proposal	6	446
Full and Open Competition - Combination	0	0
Architect Engineer	0	0
Basic Research	0	0
Multiple Award Schedule	9	405
Alternate Source/Reduced Cost	0	0
Alternate Source/Mobilization	0	0
Alternate Source/Eng R & D	0	0
Set-aside	2	387
Other than Full and Open Competition	8	1,790
FULL AND OPEN COMPETITION WITH ONLY ONE BIDDER/OFFERER	0	0
AUTHORITY FOR OTHER THAN FULL AND OPEN COMPETITION		
Only One Source	7	1,759
- Follow-on Contract	0	0
- Utilities (Regulated & Telecommunications)	5	497
Unusual & Compelling Urgency	1	31
Mobilization/Essential R&D	0	0
International Agreement	0	0
Authorized by Statute	0	0
Authorized Resale	0	0
National Security	0	0
Public Interest	0	0
EXTENT COMPETED		
Competed	32	4,456
Not Available for Competition	2	279
Follow-on to Competed Action	0	0
Not Competed	4	269
TYPE OF CONTRACT		
Fixed Price	38	5,004
Cost Reimbursement	0	0
Time and Material	0	0
Labor Hour	0	0
TYPE OF CONTRACTOR		
Small Disadvantaged Business	5	583
Other Small Business	17	1,758
Large Business	11	1,204
Sheltered Workshops	0	0
Educational & Nonprofit	4	1,409
State & Local Government	1	50
Foreign Contractor	0	0
Domestic Contractor Performing Outside US	0	0
WOMAN-OWNED SMALL BUSINESS	1	244
PREFERENCE PROGRAMS		
Directed to Sheltered Workshop	0	0
8 (a) Program	0	0
Combined LSA/SB Set-aside	0	0
Small Business Set-aside	17	1,986
Labor Surplus Area Set-aside	0	0
Tie Bid Preference	0	0
Buy Indian/Self Determination Act	0	0
No Preference Program or Not Listed	21	3,018
SUBJECT TO LABOR STATUTES		
Walsh Healy Act - Manufacturer	9	368
Walsh Healy Act - Dealer	1	42
Service Contract Act	22	4,095
Davis Bacon Act	0	0
Not Subject to Above Acts	6	499
PRODUCT OR SERVICE		
Supplies & Equipment	6	471
ADP Equipment, Purchase and Lease	4	126
Research & Development	0	0
Construction	0	0
Architect & Engineering	1	204
Real Property, Purchase & Lease, or Maintenance	0	0
ADP Services	2	76
Other Services	25	4,127

FEDERAL PROCUREMENT DATA SYSTEM
NATIONAL CAPITAL PLANNING COMMISSION
 Actions Reported in Summary on SF281
 Fiscal Year 1990 Through Fourth Quarter

PART I - PRIME CONTRACTS							
	PROCUREMENT METHODS	Number of Actions (a)	NET DOLLAR AMOUNTS (000)				Total Dollars (f)
			Small Business Concerns (b)	Large Business Concerns (c)	Domestic Outside U.S./ Foreign (d)	Other Entities (e)	
NEW AWARDS AND MODIFICATIONS	1. Tariff or Regulated Acquisitions	0					0
	2. Contracts for Foreign Government or International Organization	0					0
	3. Small Purchases	0	0	0	0	0	0
	4. Delivery Orders - GSA Schedules Only	0	0	0	0	0	0
	5. Delivery Orders - Other Federal Schedules	0	0	0	0	0	0
	6. Delivery Orders - All Other	0	0	0	0	0	0
	7. Other Procurement Methods	0	0	0	0	0	0
	8. TOTAL NEW AWARDS AND MODIFICATIONS	0	0	0	0	0	0
COMPETITION	9. Competed	0	0	0	0	0	0
	10. Not Competed	0	0	0	0	0	0
	11. Not Available for Competition	0	0	0	0	0	0
MODIFICATIONS	12. TOTAL MODIFICATIONS (Excluding Line 3)	0					0

PART II - SELECTED SOCIOECONOMIC STATISTICS (Includes both new awards and modifications)					
PREFERENCE PROGRAMS			TYPE OF CONTRACTOR		
CATEGORY	Number of Actions (a)	Total net Dollars (b)	CATEGORY	Number of Actions (a)	Total net Dollars (b)
13. Small Business - Small Purchase Set-Aside	0	0	18. Small Disadvantaged Business	0	0
14. Small Business Set-Aside	0	0	19. Woman-Owned Small Business	0	0
15. Labor Surplus Area Set-Aside	0	0	20. Sheltered Workshop	0	0
16. Combined Labor Surplus/ Small Business Set-Aside	0	0			
17. 8(a) Awards	0	0			

NATIONAL CAPITAL PLANNING COMMISSION
 Actions Reported Individually on SF279
 Fiscal Year 1990 Through Fourth Quarter

	Actions	Dollars (000)
TOTAL	0	0
CICA APPLICABILITY		
Pre-CICA	0	0
CICA Awards	0	0
Small Purchases	0	0
Subject to Statute other than CICA	0	0
KIND OF CONTRACT ACTION		
Initial Letter Contract	0	0
Def. Contract Superseding Letter	0	0
New Definitive Contract	0	0
Small Purchase Procedure	0	0
Order Under IDC	0	0
Order Under BOA	0	0
Order /Mod Under GSA Schedule	0	0
Order/Mod Under VA Schedule	0	0
Modifications	0	0
Termination for Default	0	0
Termination for Convenience	0	0
SYNOPSIS OF PROCUREMENT PRIOR TO AWARD		
Synopsized Prior to Award	0	0
Not Synopsized Due to Urgency	0	0
Not Synopsized for Other Reason	0	0

FEDERAL PROCUREMENT DATA SYSTEM
NATIONAL CAPITAL PLANNING COMMISSION
 Actions Reported Individually on SF279
 Fiscal Year 1990 Through Fourth Quarter

	Actions	Dollars (000)
SOLICITATION PROCEDURE		
Full and Open Competition - Sealed Bid	0	0
Full and Open Competition - Comp Proposal	0	0
Full and Open Competition - Combination	0	0
Architect Engineer	0	0
Basic Research	0	0
Multiple Award Schedule	0	0
Alternate Source/Reduced Cost	0	0
Alternate Source/Mobilization	0	0
Alternate Source/Eng R & D	0	0
Set-aside	0	0
Other than Full and Open Competition	0	0
FULL AND OPEN COMPETITION WITH ONLY ONE BIDDER/OFFERER		
AUTHORITY FOR OTHER THAN FULL AND OPEN COMPETITION		
Only One Source	0	0
- Follow-on Contract	0	0
- Utilities (Regulated & Telecommunications)	0	0
Unusual & Compelling Urgency	0	0
Mobilization/Essential R&D	0	0
International Agreement	0	0
Authorized by Statute	0	0
Authorized Resale	0	0
National Security	0	0
Public Interest	0	0
EXTENT COMPETED		
Competed	0	0
Not Available for Competition	0	0
Follow-on to Competed Action	0	0
Not Competed	0	0
TYPE OF CONTRACT		
Fixed Price	0	0
Cost Reimbursement	0	0
Time and Material	0	0
Labor Hour	0	0
TYPE OF CONTRACTOR		
Small Disadvantaged Business	0	0
Other Small Business	0	0
Large Business	0	0
Sheltered Workshops	0	0
Educational & Nonprofit	0	0
State & Local Government	0	0
Foreign Contractor	0	0
Domestic Contractor Performing Outside US	0	0
WOMAN-OWNED SMALL BUSINESS		
PREFERENCE PROGRAMS		
Directed to Sheltered Workshop	0	0
8 (a) Program	0	0
Combined LSA/SB Set-aside	0	0
Small Business Set-aside	0	0
Labor Surplus Area Set-aside	0	0
Tie Bid Preference	0	0
Buy Indian/Self Determination Act	0	0
No Preference Program or Not Listed	0	0
SUBJECT TO LABOR STATUTES		
Walsh Healy Act - Manufacturer	0	0
Walsh Healy Act - Dealer	0	0
Service Contract Act	0	0
Devis Bacon Act	0	0
Not Subject to Above Acts	0	0
PRODUCT OR SERVICE		
Supplies & Equipment	0	0
ADP Equipment, Purchase and Lease	0	0
Research & Development	0	0
Construction	0	0
Architect & Engineering	0	0
Real Property, Purchase & Lease, or Maintenance	0	0
ADP Services	0	0
Other Services	0	0

FEDERAL PROCUREMENT DATA SYSTEM
NATIONAL FOUNDATION ON THE ARTS
 Actions Reported in Summary on SF281
 Fiscal Year 1990 Through Fourth Quarter

PART I - PRIME CONTRACTS							
	PROCUREMENT METHODS	Number of Actions (a)	NET DOLLAR AMOUNTS (000)				
			Small Business Concerns (b)	Large Business Concerns (c)	Domestic Outside U.S./ Foreign (d)	Other Entities (e)	Total Dollars (f)
NEW AWARDS AND MODIFICATIONS	1. Tariff or Regulated Acquisitions	0					0
	2. Contracts for Foreign Government or International Organization	0					0
	3. Small Purchases	242	358	16	0	22	396
	4. Delivery Orders - GSA Schedules Only	95	141	261	0	1	403
	5. Delivery Orders - Other Federal Schedules	0	0	0	0	0	0
	6. Delivery Orders - All Other	0	0	0	0	0	0
	7. Other Procurement Methods	0	0	0	0	0	0
	8. TOTAL NEW AWARDS AND MODIFICATIONS	337	499	277	0	23	799
COMPETITION	9. Competed	157	416	264	0	1	681
	10. Not Competed	180	83	13	0	22	118
	11. Not Available for Competition	0	0	0	0	0	0
MODIFICATIONS	12. TOTAL MODIFICATIONS (Excluding Line 3)	17					14

PART II - SELECTED SOCIOECONOMIC STATISTICS (Includes both new awards and modifications)					
PREFERENCE PROGRAMS			TYPE OF CONTRACTOR		
CATEGORY	Number of Actions (a)	Total net Dollars (b)	CATEGORY	Number of Actions (a)	Total net Dollars (b)
13. Small Business - Small Purchase Set-Aside	39	212	18. Small Disadvantaged Business	2	16
14. Small Business Set-Aside	21	145	19. Woman-Owned Small Business	22	32
15. Labor Surplus Area Set-Aside	0	0	20. Sheltered Workshop	0	0
16. Combined Labor Surplus/ Small Business Set-Aside	0	0			
17. 8(a) Awards	0	0			

NATIONAL FOUNDATION ON THE ARTS
 Actions Reported Individually on SF279
 Fiscal Year 1990 Through Fourth Quarter

	Actions	Dollars (000)
TOTAL	10	1,008
GICA APPLICABILITY		
Pre-CICA	0	0
CICA Awards	8	927
Small Purchases	0	0
Subject to Statute other than CICA	2	79
KIND OF CONTRACT ACTION		
Initial Letter Contract	0	0
Def. Contract Superseding Letter	0	0
New Definitive Contract	4	339
Small Purchase Procedure	0	0
Order Under IDC	0	0
Order Under BOA	0	0
Order /Mod Under GSA Schedule	3	644
Order/Mod Under VA Schedule	0	0
Modifications	3	23
Termination for Default	0	0
Termination for Convenience	0	0
SYNOPSIS OF PROCUREMENT PRIOR TO AWARD		
Synopsized Prior to Award	5	283
Not Synopsized Due to Urgency	0	0
Not Synopsized for Other Reason	5	723

FEDERAL PROCUREMENT DATA SYSTEM
NATIONAL FOUNDATION ON THE ARTS
 Actions Reported Individually on SF279
 Fiscal Year 1990 Through Fourth Quarter

	Actions	Dollars (000)
SOLICITATION PROCEDURE		
Full and Open Competition - Sealed Bid	0	0
Full and Open Competition - Comp Proposal	8	927
Full and Open Competition - Combination	0	0
Architect Engineer	0	0
Basic Research	0	0
Multiple Award Schedule	0	0
Alternate Source/Reduced Cost	0	0
Alternate Source/Mobilization	0	0
Alternate Source/Eng R & D	0	0
Set-aside	0	0
Other than Full and Open Competition	0	0
FULL AND OPEN COMPETITION WITH ONLY ONE BIDDER/OFFERER		
AUTHORITY FOR OTHER THAN FULL AND OPEN COMPETITION		
Only One Source	0	0
- Follow-on Contract	0	0
- Utilities (Regulated & Telecommunications)	0	0
Unusual & Compelling Urgency	0	0
Mobilization/Essential R&D	0	0
International Agreement	0	0
Authorized by Statute	0	0
Authorized Resale	0	0
National Security	0	0
Public Interest	0	0
EXTENT COMPETED		
Competed	8	927
Not Available for Competition	0	0
Follow-on to Competed Action	0	0
Not Competed	2	79
TYPE OF CONTRACT		
Fixed Price	10	1,006
Cost Reimbursement	0	0
Time and Material	0	0
Labor Hour	0	0
TYPE OF CONTRACTOR		
Small Disadvantaged Business	3	178
Other Small Business	2	79
Large Business	5	751
Sheltered Workshops	0	0
Educational & Nonprofit	0	0
State & Local Government	0	0
Foreign Contractor	0	0
Domestic Contractor Performing Outside US	0	0
WOMAN-OWNED SMALL BUSINESS		
	2	79
PREFERENCE PROGRAMS		
Directed to Sheltered Workshop	0	0
8 (a) Program	0	0
Combined LSA/SB Set-aside	0	0
Small Business Set-aside	0	0
Labor Surplus Area Set-aside	0	0
Tie Bid Preference	0	0
Buy Indian/Self Determination Act	0	0
No Preference Program or Not Listed	10	1,006
SUBJECT TO LABOR STATUTES		
Walsh Healy Act - Manufacturer	3	644
Walsh Healy Act - Dealer	0	0
Service Contract Act	4	179
Davis Bacon Act	0	0
Not Subject to Above Acts	3	183
PRODUCT OR SERVICE		
Supplies & Equipment	0	0
ADP Equipment, Purchase and Lease	1	88
Research & Development	0	0
Construction	0	0
Architect & Engineering	0	0
Real Property, Purchase & Lease, or Maintenance	0	0
ADP Services	2	556
Other Services	7	362

FEDERAL PROCUREMENT DATA SYSTEM
NATIONAL FOUNDATION ON THE HUMANITIES
 Actions Reported in Summary on SF281
 Fiscal Year 1990 Through Fourth Quarter

PART I - PRIME CONTRACTS							
	PROCUREMENT METHODS	Number of Actions (a)	NET DOLLAR AMOUNTS (000)				Total Dollars (f)
			Small Business Concerns (b)	Large Business Concerns (c)	Domestic Outside U.S./ Foreign (d)	Other Entities (e)	
NEW AWARDS AND MODIFICATIONS	1. Tariff or Regulated Acquisitions	0					0
	2. Contracts for Foreign Government or International Organization	0					0
	3. Small Purchases	816	334	63	0	10	407
	4. Delivery Orders - GSA Schedules Only	52	20	99	0	0	119
	5. Delivery Orders - Other Federal Schedules	0	0	0	0	0	0
	6. Delivery Orders - All Other	0	0	0	0	0	0
	7. Other Procurement Methods	0	0	0	0	0	0
	8. TOTAL NEW AWARDS AND MODIFICATIONS	868	354	162	0	10	526
COMPETITION	9. Competed	467	217	34	0	0	251
	10. Not Competed	379	137	118	0	8	263
	11. Not Available for Competition	22	0	10	0	2	12
MODIFICATIONS	12. TOTAL MODIFICATIONS (Excluding Line 3)	32					53

PART II - SELECTED SOCIOECONOMIC STATISTICS (Includes both new awards and modifications)					
PREFERENCE PROGRAMS			TYPE OF CONTRACTOR		
CATEGORY	Number of Actions (a)	Total net Dollars (b)	CATEGORY	Number of Actions (a)	Total net Dollars (b)
13. Small Business - Small Purchase Set-Aside	680	324	18. Small Disadvantaged Business	1	1
14. Small Business Set-Aside	0	0	19. Women-Owned Small Business	50	79
15. Labor Surplus Area Set-Aside	0	0	20. Sheltered Workshop	0	0
16. Combined Labor Surplus/ Small Business Set-Aside	0	0			
17. 8(a) Awards	0	0			

NATIONAL FOUNDATION ON THE HUMANITIES
 Actions Reported Individually on SF279
 Fiscal Year 1990 Through Fourth Quarter

	Actions	Dollars (000)
TOTAL	5	526
CICA APPLICABILITY		
Pre-CICA	0	0
CICA Awards	4	512
Small Purchases	0	0
Subject to Statute other than CICA	1	18
KIND OF CONTRACT ACTION		
Initial Letter Contract	1	178
Def. Contract Superseding Letter	0	0
New Definitive Contract	1	185
Small Purchase Procedure	0	0
Order Under IDC	0	0
Order Under BOA	0	0
Order/Mod Under GSA Schedule	2	149
Order/Mod Under VA Schedule	0	0
Modifications	1	18
Termination for Default	0	0
Termination for Convenience	0	0
SYNOPSIS OF PROCUREMENT PRIOR TO AWARD		
Synopsized Prior to Award	2	363
Not Synopsized Due to Urgency	0	0
Not Synopsized for Other Reason	3	165

FEDERAL PROCUREMENT DATA SYSTEM
NATIONAL FOUNDATION ON THE HUMANITIES
 Actions Reported Individually on SF279
 Fiscal Year 1990 Through Fourth Quarter

SOLICITATION PROCEDURE	Actions	Dollars (000)
Full and Open Competition - Sealed Bid	0	0
Full and Open Competition - Comp Proposal	2	248
Full and Open Competition - Combination	0	0
Architect Engineer	0	0
Basic Research	0	0
Multiple Award Schedule	1	86
Alternate Source/Reduced Cost	0	0
Alternate Source/Mobilization	0	0
Alternate Source/Eng R & D	0	0
Set-aside	1	178
Other than Full and Open Competition	0	0
FULL AND OPEN COMPETITION WITH ONLY ONE BIDDER/OFFERER	0	0
AUTHORITY FOR OTHER THAN FULL AND OPEN COMPETITION		
Only One Source	0	0
- Follow-on Contract	0	0
- Utilities (Regulated & Telecommunications)	0	0
Unusual & Compelling Urgency	0	0
Mobilization/Essential R&D	0	0
International Agreement	0	0
Authorized by Statute	0	0
Authorized Resale	0	0
National Security	0	0
Public Interest	0	0
EXTENT COMPLETED		
Competed	4	512
Not Available for Competition	1	16
Follow-on to Competed Action	0	0
Not Competed	0	0
TYPE OF CONTRACT		
Fixed Price	3	185
Cost Reimbursement	2	363
Time and Material	0	0
Labor Hour	0	0
TYPE OF CONTRACTOR		
Small Disadvantaged Business	2	363
Other Small Business	0	0
Large Business	2	149
Sheltered Workshops	1	16
Educational & Nonprofit	0	0
State & Local Government	0	0
Foreign Contractor	0	0
Domestic Contractor Performing Outside US	0	0
WOMAN-OWNED SMALL BUSINESS	2	363
PREFERENCE PROGRAMS		
Directed to Sheltered Workshop	1	16
8 (a) Program	0	0
Combined LSA/SB Set-aside	0	0
Small Business Set-aside	2	363
Labor Surplus Area Set-aside	0	0
Tie Bid Preference	0	0
Buy Indian/Self Determination Act	0	0
No Preference Program or Not Listed	2	149
SUBJECT TO LABOR STATUTES		
Walsh Healy Act - Manufacturer	2	149
Walsh Healy Act - Dealer	0	0
Service Contract Act	1	185
Devis Bacon Act	0	0
Not Subject to Above Acts	2	194
PRODUCT OR SERVICE		
Supplies & Equipment	0	0
ADP Equipment, Purchase and Lease	2	149
Research & Development	0	0
Construction	0	0
Architect & Engineering	0	0
Real Property, Purchase & Lease, or Maintenance	0	0
ADP Services	0	0
Other Services	3	379

FEDERAL PROCUREMENT DATA SYSTEM
NATIONAL GALLERY OF ART
 Actions Reported in Summary on SF281
 Fiscal Year 1990 Through Fourth Quarter

PART I - PRIME CONTRACTS							
	PROCUREMENT METHODS	Number of Actions (a)	NET DOLLAR AMOUNTS (000)				
			Small Business Concerns (b)	Large Business Concerns (c)	Domestic Outside U.S./ Foreign (d)	Other Entities (e)	Total Dollars (f)
NEW AWARDS AND MODIFICATIONS	1. Tariff or Regulated Acquisitions	0				0	
	2. Contracts for Foreign Government or International Organization	0				0	
	3. Small Purchases	2,389	2,331	2,151	1	5	4,488
	4. Delivery Orders - GSA Schedules Only	145	199	445	0	0	644
	5. Delivery Orders - Other Federal Schedules	0	0	0	0	0	0
	6. Delivery Orders - All Other	0	0	0	0	0	0
	7. Other Procurement Methods	54	0	0	11	4	15
	8. TOTAL NEW AWARDS AND MODIFICATIONS	2,588	2,530	2,596	12	9	5,147
COMPETITION	9. Competed	1,065	1,392	1,429	0	0	2,821
	10. Not Competed	430	949	251	0	9	1,209
	11. Not Available for Competition	1,093	189	916	12	0	1,117
MODIFICATIONS	12. TOTAL MODIFICATIONS (Excluding Line 3)	0					0

PART II - SELECTED SOCIOECONOMIC STATISTICS (Includes both new awards and modifications)					
PREFERENCE PROGRAMS			TYPE OF CONTRACTOR		
CATEGORY	Number of Actions (a)	Total net Dollars (b)	CATEGORY	Number of Actions (a)	Total net Dollars (b)
13. Small Business - Small Purchase Set-Aside	962	1,258	18. Small Disadvantaged Business	0	0
14. Small Business Set-Aside	0	0	19. Women-Owned Small Business	9	782
15. Labor Surplus Area Set-Aside	0	0	20. Sheltered Workshop	0	0
16. Combined Labor Surplus/ Small Business Set-Aside	0	0			
17. 8(a) Awards	0	0			

NATIONAL GALLERY OF ART
 Actions Reported Individually on SF279
 Fiscal Year 1990 Through Fourth Quarter

	Actions	Dollars (000)
TOTAL	6	405
CICA APPLICABILITY		
Pre-CICA	0	0
CICA Awards	6	405
Small Purchases	0	0
Subject to Statute other than CICA	0	0
KIND OF CONTRACT ACTION		
Initial Letter Contract	1	86
Def. Contract Superseding Letter	0	0
New Definitive Contract	4	257
Small Purchase Procedure	0	0
Order Under IDC	1	62
Order Under BOA	0	0
Order /Mod Under GSA Schedule	0	0
Order /Mod Under VA Schedule	0	0
Modifications	0	0
Termination for Default	0	0
Termination for Convenience	0	0
SYNOPSIS OF PROCUREMENT PRIOR TO AWARD		
Synopsized Prior to Award	5	343
Not Synopsized Due to Urgency	1	62
Not Synopsized for Other Reason	0	0

FEDERAL PROCUREMENT DATA SYSTEM
NATIONAL GALLERY OF ART
 Actions Reported Individually on SF279
 Fiscal Year 1990 Through Fourth Quarter

SOLICITATION PROCEDURE	Actions	Dollars (000)
Full and Open Competition - Sealed Bid	4	257
Full and Open Competition - Comp Proposal	1	88
Full and Open Competition - Combination	0	0
Architect Engineer	0	0
Basic Research	0	0
Multiple Award Schedule	0	0
Alternate Source/Reduced Cost	0	0
Alternate Source/Mobilization	0	0
Alternate Source/Eng R & D	0	0
Set-aside	0	0
Other than Full and Open Competition	1	62
FULL AND OPEN COMPETITION WITH ONLY ONE BIDDER/OFFERER	0	0
AUTHORITY FOR OTHER THAN FULL AND OPEN COMPETITION		
Only One Source	0	0
- Follow-on Contract	0	0
- Utilities (Regulated & Telecommunications)	0	0
Unusual & Compelling Urgency	1	62
Mobilization/Essential R&D	0	0
International Agreement	0	0
Authorized by Statute	0	0
Authorized Resale	0	0
National Security	0	0
Public Interest	0	0
EXTENT COMPETED		
Competed	5	343
Not Available for Competition	0	0
Follow-on to Competed Action	0	0
Not Competed	1	62
TYPE OF CONTRACT		
Fixed Price	6	405
Cost Reimbursement	0	0
Time and Material	0	0
Labor Hour	0	0
TYPE OF CONTRACTOR		
Small Disadvantaged Business	0	0
Other Small Business	6	405
Large Business	0	0
Sheltered Workshops	0	0
Educational & Nonprofit	0	0
State & Local Government	0	0
Foreign Contractor	0	0
Domestic Contractor Performing Outside US	0	0
WOMAN-OWNED SMALL BUSINESS	0	0
PREFERENCE PROGRAMS		
Directed to Sheltered Workshop	0	0
8 (a) Program	0	0
Combined LSA/SB Set-aside	0	0
Small Business Set-aside	5	363
Labor Surplus Area Set-aside	0	0
Tie Bid Preference	0	0
Buy Indian/Self Determination Act	0	0
No Preference Program or Not Listed	1	42
SUBJECT TO LABOR STATUTES		
Walsh Healy Act - Manufacturer	0	0
Walsh Healy Act - Dealer	3	202
Service Contract Act	1	42
Devis Bacon Act	0	0
Not Subject to Above Acts	2	161
PRODUCT OR SERVICE		
Supplies & Equipment	5	363
ADP Equipment, Purchase and Lease	0	0
Research & Development	0	0
Construction	0	0
Architect & Engineering	0	0
Real Property, Purchase & Lease, or Maintenance	0	0
ADP Services	0	0
Other Services	1	42

FEDERAL PROCUREMENT DATA SYSTEM
NATIONAL LABOR RELATIONS BOARD
 Actions Reported in Summary on SF281
 Fiscal Year 1990 Through Fourth Quarter

PART I - PRIME CONTRACTS							
	PROCUREMENT METHODS	Number of Actions (a)	NET DOLLAR AMOUNTS (000)				
			Small Business Concerns (b)	Large Business Concerns (c)	Domestic Outside U.S./ Foreign (d)	Other Entities (e)	Total Dollars (f)
NEW AWARDS AND MODIFICATIONS	1. Tariff or Regulated Acquisitions	0					0
	2. Contracts for Foreign Government or International Organization	0					0
	3. Small Purchases	345	520	88	0	0	608
	4. Delivery Orders - GSA Schedules Only	589	336	333	0	0	669
	5. Delivery Orders - Other Federal Schedules	171	83	65	0	0	148
	6. Delivery Orders - All Other	0	0	0	0	0	0
	7. Other Procurement Methods	0	0	0	0	0	0
	8. TOTAL NEW AWARDS AND MODIFICATIONS	1,085	939	486	0	0	1,425
COMPETITION	9. Competed	554	654	136	0	0	790
	10. Not Competed	47	14	30	0	0	44
	11. Not Available for Competition	484	271	320	0	0	591
MODIFICATIONS	12. TOTAL MODIFICATIONS (Excluding Line 3)	0					0

PART II - SELECTED SOCIOECONOMIC STATISTICS (Includes both new awards and modifications)					
PREFERENCE PROGRAMS			TYPE OF CONTRACTOR		
CATEGORY	Number of Actions (a)	Total net Dollars (b)	CATEGORY	Number of Actions (a)	Total net Dollars (b)
13. Small Business - Small Purchase Set-Aside	0	0	18. Small Disadvantaged Business	0	0
14. Small Business Set-Aside	0	0	19. Women-Owned Small Business	8	40
15. Labor Surplus Area Set-Aside	0	0	20. Sheltered Workshop	0	0
16. Combined Labor Surplus/ Small Business Set-Aside	0	0			
17. 8(a) Awards	0	0			

NATIONAL LABOR RELATIONS BOARD
 Actions Reported Individually on SF279
 Fiscal Year 1990 Through Fourth Quarter

	Actions	Dollars (000)
TOTAL	42	11,994
CICA APPLICABILITY		
Pre-CICA	0	0
CICA Awards	42	11,994
Small Purchases	0	0
Subject to Statute other than CICA	0	0
KIND OF CONTRACT ACTION		
Initial Letter Contract	0	0
Def. Contract Superseding Letter	0	0
New Definitive Contract	14	787
Small Purchase Procedure	0	0
Order Under IDC	1	27
Order Under BOA	0	0
Order /Mod Under GSA Schedule	9	10,378
Order/Mod Under VA Schedule	0	0
Modifications	18	804
Termination for Default	0	0
Termination for Convenience	0	0
SYNOPSIS OF PROCUREMENT PRIOR TO AWARD		
Synopsized Prior to Award	20	898
Not Synopsized Due to Urgency	0	0
Not Synopsized for Other Reason	22	11,098

FEDERAL PROCUREMENT DATA SYSTEM
NATIONAL LABOR RELATIONS BOARD
 Actions Reported Individually on SF279
 Fiscal Year 1990 Through Fourth Quarter

SOLICITATION PROCEDURE	Actions	Dollars (000)
Full and Open Competition - Sealed Bid	21	973
Full and Open Competition - Comp Proposal	12	662
Full and Open Competition - Combination	0	0
Architect Engineer	0	0
Basic Research	0	0
Multiple Award Schedule	9	10,359
Alternate Source/Reduced Cost	0	0
Alternate Source/Mobilization	0	0
Alternate Source/Eng R & D	0	0
Set-aside	0	0
Other than Full and Open Competition	0	0
FULL AND OPEN COMPETITION WITH ONLY ONE BIDDER/OFFERER	1	79
AUTHORITY FOR OTHER THAN FULL AND OPEN COMPETITION		
Only One Source	0	0
- Follow-on Contract	0	0
- Utilities (Regulated & Telecommunications)	0	0
Unusual & Compelling Urgency	0	0
Mobilization/Essential R&D	0	0
International Agreement	0	0
Authorized by Statute	0	0
Authorized Resale	0	0
National Security	0	0
Public Interest	0	0
EXTENT COMPETED		
Competed	42	11,994
Not Available for Competition	0	0
Follow-on to Completed Action	0	0
Not Completed	0	0
TYPE OF CONTRACT		
Fixed Price	42	11,994
Cost Reimbursement	0	0
Time and Material	0	0
Labor Hour	0	0
TYPE OF CONTRACTOR		
Small Disadvantaged Business	0	0
Other Small Business	25	1,082
Large Business	17	10,912
Sheltered Workshops	0	0
Educational & Nonprofit	0	0
State & Local Government	0	0
Foreign Contractor	0	0
Domestic Contractor Performing Outside US	0	0
WOMAN-OWNED SMALL BUSINESS	9	410
PREFERENCE PROGRAMS		
Directed to Sheltered Workshop	0	0
8 (a) Program	0	0
Combined LSA/SB Set-aside	0	0
Small Business Set-aside	22	990
Labor Surplus Area Set-aside	0	0
Tie Bid Preference	0	0
Buy Indian/Self Determination Act	0	0
No Preference Program or Not Listed	20	11,004
SUBJECT TO LABOR STATUTES		
Walsh Healy Act - Manufacturer	5	10,154
Walsh Healy Act - Dealer	1	44
Service Contract Act	22	990
Devis Bacon Act	0	0
Not Subject to Above Acts	14	806
PRODUCT OR SERVICE		
Supplies & Equipment	4	405
ADP Equipment, Purchase and Lease	0	0
Research & Development	0	0
Construction	0	0
Architect & Engineering	0	0
Real Property, Purchase & Lease, or Maintenance	0	0
ADP Services	2	115
Other Services	36	11,474

FEDERAL PROCUREMENT DATA SYSTEM
NATIONAL MEDIATION BOARD
 Actions Reported in Summary on SF281
 Fiscal Year 1990 Through Fourth Quarter

PART I - PRIME CONTRACTS							
	PROCUREMENT METHODS	Number of Actions (a)	NET DOLLAR AMOUNTS (000)				Total Dollars (f)
			Small Business Concerns (b)	Large Business Concerns (c)	Domestic Outside U.S./ Foreign (d)	Other Entities (e)	
NEW AWARDS AND MODIFICATIONS	1. Tariff or Regulated Acquisitions	0					0
	2. Contracts for Foreign Government or International Organization	0					0
	3. Small Purchases	2	15	0	0	0	15
	4. Delivery Orders - GSA Schedules Only	22	5	30	0	0	35
	5. Delivery Orders - Other Federal Schedules	5	0	1	0	0	1
	6. Delivery Orders - All Other	115	31	78	0	0	109
	7. Other Procurement Methods	52	213	0	0	0	213
	8. TOTAL NEW AWARDS AND MODIFICATIONS	196	264	109	0	0	373
COMPETITION	9. Competed	85	42	67	0	0	109
	10. Not Competed	73	215	21	0	0	236
	11. Not Available for Competition	38	7	21	0	0	28
MODIFICATIONS	12. TOTAL MODIFICATIONS (Excluding Line 3)	0					0

PART II - SELECTED SOCIOECONOMIC STATISTICS (Includes both new awards and modifications)					
PREFERENCE PROGRAMS			TYPE OF CONTRACTOR		
CATEGORY	Number of Actions (a)	Total net Dollars (b)	CATEGORY	Number of Actions (a)	Total net Dollars (b)
13. Small Business - Small Purchase Set-Aside	0	0	18. Small Disadvantaged Business	0	0
14. Small Business Set-Aside	0	0	19. Woman-Owned Small Business	0	0
15. Labor Surplus Area Set-Aside	0	0	20. Sheltered Workshop	0	0
16. Combined Labor Surplus/ Small Business Set-Aside	0	0			
17. 8(a) Awards	0	0			

NATIONAL MEDIATION BOARD
 Actions Reported Individually on SF279
 Fiscal Year 1990 Through Fourth Quarter

	Actions	Dollars (000)
TOTAL	136	1,627
CICA APPLICABILITY		
Pre-CICA	0	0
CICA Awards	136	1,627
Small Purchases	0	0
Subject to Statute other than CICA	0	0
KIND OF CONTRACT ACTION		
Initial Letter Contract	0	0
Def. Contract Superseding Letter	0	0
New Definitive Contract	56	856
Small Purchase Procedure	0	0
Order Under IDC	0	0
Order Under BOA	0	0
Order /Mod Under GSA Schedule	4	66
Order/Mod Under VA Schedule	0	0
Modifications	78	705
Termination for Default	0	0
Termination for Convenience	0	0
SYNOPSIS OF PROCUREMENT PRIOR TO AWARD		
Synopsized Prior to Award	0	0
Not Synopsized Due to Urgency	0	0
Not Synopsized for Other Reason	136	1,627

FEDERAL PROCUREMENT DATA SYSTEM
NATIONAL MEDIATION BOARD
 Actions Reported Individually on SF279
 Fiscal Year 1990 Through Fourth Quarter

	Actions	Dollars (000)
SOLICITATION PROCEDURE		
Full and Open Competition - Sealed Bid	0	0
Full and Open Competition - Comp Proposal	0	0
Full and Open Competition - Combination	0	0
Architect Engineer	0	0
Basic Research	0	0
Multiple Award Schedule	4	66
Alternate Source/Reduced Cost	0	0
Alternate Source/Mobilization	0	0
Alternate Source/Eng R & D	0	0
Set-aside	0	0
Other than Full and Open Competition	132	1,561
FULL AND OPEN COMPETITION WITH ONLY ONE BIDDER/OFFERER	0	0
AUTHORITY FOR OTHER THAN FULL AND OPEN COMPETITION		
Only One Source	132	1,561
- Follow-on Contract	0	0
- Utilities (Regulated & Telecommunications)	0	0
Unusual & Compelling Urgency	0	0
Mobilization/Essential R&D	0	0
International Agreement	0	0
Authorized by Statute	0	0
Authorized Resale	0	0
National Security	0	0
Public Interest	0	0
EXTENT:COMPETED		
Competed	56	625
Not Available for Competition	0	0
Follow-on to Competed Action	1	11
Not Competed	79	991
TYPE OF CONTRACT		
Fixed Price	5	72
Cost Reimbursement	0	0
Time and Material	0	0
Labor Hour	131	1,555
TYPE OF CONTRACTOR		
Small Disadvantaged Business	0	0
Other Small Business	132	1,561
Large Business	4	66
Sheltered Workshops	0	0
Educational & Nonprofit	0	0
State & Local Government	0	0
Foreign Contractor	0	0
Domestic Contractor Performing Outside US	0	0
WOMAN-OWNED SMALL BUSINESS	3	30
PREFERENCE PROGRAMS		
Directed to Sheltered Workshop	0	0
8 (a) Program	0	0
Combined LSA/SB Set-aside	0	0
Small Business Set-aside	0	0
Labor Surplus Area Set-aside	0	0
Tie Bid Preference	0	0
Buy Indian/Self Determination Act	0	0
No Preference Program or Not Listed	138	1,627
SUBJECT TO LABOR STATUTES		
Walsh Healy Act - Manufacturer	4	66
Walsh Healy Act - Dealer	0	0
Service Contract Act	0	0
Devis Bacon Act	0	0
Not Subject to Above Acts	132	1,561
PRODUCT OR SERVICE		
Supplies & Equipment	0	0
ADP Equipment, Purchase and Lease	2	26
Research & Development	0	0
Construction	0	0
Architect & Engineering	0	0
Real Property, Purchase & Lease, or Maintenance	0	0
ADP Services	0	0
Other Services	134	1,601

FEDERAL PROCUREMENT DATA SYSTEM
NATIONAL SCIENCE FOUNDATION
 Actions Reported in Summary on SF281
 Fiscal Year 1990 Through Fourth Quarter

PART I - PRIME CONTRACTS							
	PROCUREMENT METHODS	Number of Actions (a)	NET DOLLAR AMOUNTS (000)				
			Small Business Concerns (b)	Large Business Concerns (c)	Domestic Outside U.S./ Foreign (d)	Other Entities (e)	Total Dollars (f)
NEW AWARDS AND MODIFICATIONS	1. Tariff or Regulated Acquisitions	0					0
	2. Contracts for Foreign Government or International Organization	0					0
	3. Small Purchases	1,566	2,904	649	-21	203	3,735
	4. Delivery Orders - GSA Schedules Only	367	814	900	0	8	1,722
	5. Delivery Orders - Other Federal Schedules	12	14	12	20	3	49
	6. Delivery Orders - All Other	0	0	0	0	0	0
	7. Other Procurement Methods	0	0	0	0	0	0
	8. TOTAL NEW AWARDS AND MODIFICATIONS	1,945	3,732	1,561	-1	214	5,506
COMPETITION	9. Competed	789	2,571	484	0	36	3,091
	10. Not Competed	562	781	396	-1	131	1,287
	11. Not Available for Competition	594	400	681	0	47	1,128
MODIFICATIONS	12. TOTAL MODIFICATIONS (Excluding Line 3)	0					0

PART II - SELECTED SOCIOECONOMIC STATISTICS (Includes both new awards and modifications)					
PREFERENCE PROGRAMS			TYPE OF CONTRACTOR		
CATEGORY	Number of Actions (a)	Total net Dollars (b)	CATEGORY	Number of Actions (a)	Total net Dollars (b)
13. Small Business - Small Purchase Set-Aside	486	967	18. Small Disadvantaged Business	20	20
14. Small Business Set-Aside	350	1,412	19. Women-Owned Small Business	60	181
15. Labor Surplus Area Set-Aside	12	22	20. Sheltered Workshop	0	0
16. Combined Labor Surplus/ Small Business Set-Aside	80	177			
17. 8(a) Awards	0	0			

NATIONAL SCIENCE FOUNDATION
 Actions Reported Individually on SF279
 Fiscal Year 1990 Through Fourth Quarter

	Actions	Dollars (000)
TOTAL	133	63,100
CICA APPLICABILITY		
Pre-CICA	3	4,108
CICA Awards	115	27,122
Small Purchases	7	139
Subject to Statute other than CICA	3	816
KIND OF CONTRACT ACTION		
Initial Letter Contract	0	0
Def. Contract Superseding Letter	0	0
New Definitive Contract	15	3,061
Small Purchase Procedure	7	139
Order Under IDC	4	422
Order Under BOA	0	0
Order /Mod Under GSA Schedule	11	385
Order /Mod Under VA Schedule	0	0
Modifications	96	59,093
Termination for Default	0	0
Termination for Convenience	0	0
SYNOPSIS OF PROCUREMENT PRIOR TO AWARD		
Synopsized Prior to Award	59	21,170
Not Synopsized Due to Urgency	2	76
Not Synopsized for Other Reason	67	10,739

FEDERAL PROCUREMENT DATA SYSTEM
NATIONAL SCIENCE FOUNDATION
 Actions Reported Individually on SF279
 Fiscal Year 1990 Through Fourth Quarter

SOLICITATION PROCEDURE	Actions	Dollars (000)
Full and Open Competition - Sealed Bid	2	180
Full and Open Competition - Comp Proposal	74	20,584
Full and Open Competition - Combination	0	0
Architect Engineer	1	150
Basic Research	0	0
Multiple Award Schedule	7	392
Alternate Source/Reduced Cost	0	0
Alternate Source/Mobilization	0	0
Alternate Source/Eng R & D	0	0
Set-aside	12	1,228
Other than Full and Open Competition	19	4,588
FULL AND OPEN COMPETITION WITH ONLY ONE BIDDER/OFFERER	18	2,143
AUTHORITY FOR OTHER THAN FULL AND OPEN COMPETITION		
Only One Source	15	4,267
- Follow-on Contract	3	2,306
- Utilities (Regulated & Telecommunications)	1	35
Unusual & Compelling Urgency	2	76
Mobilization/Essential R&D	0	0
International Agreement	0	0
Authorized by Statute	2	245
Authorized Resale	0	0
National Security	0	0
Public Interest	0	0
EXTENT COMPETED		
Competed	101	22,628
Not Available for Competition	6	2,910
Follow-on to Completed Action	4	246
Not Completed	17	6,201
TYPE OF CONTRACT		
Fixed Price	54	2,519
Cost Reimbursement	56	27,984
Time and Material	0	0
Labor Hour	18	1,482
TYPE OF CONTRACTOR		
Small Disadvantaged Business	13	3,557
Other Small Business	57	3,153
Large Business	35	3,346
Sheltered Workshops	0	0
Educational & Nonprofit	18	8,855
State & Local Government	2	2,353
Foreign Contractor	0	0
Domestic Contractor Performing Outside US	3	10,721
WOMAN-OWNED SMALL BUSINESS	18	1,495
PREFERENCE PROGRAMS		
Directed to Sheltered Workshop	0	0
8 (a) Program	5	2,865
Combined LSA/SB Set-aside	2	35
Small Business Set-aside	19	1,792
Labor Surplus Area Set-aside	0	0
Tie Bid Preference	0	0
Buy Indian/Self Determination Act	0	0
No Preference Program or Not Listed	102	27,293
SUBJECT TO LABOR STATUTES		
Walsh Healy Act - Manufacturer	8	206
Walsh Healy Act - Dealer	2	2,363
Service Contract Act	11	929
Devis Bacon Act	0	0
Not Subject to Above Acts	107	26,487
PRODUCT OR SERVICE		
Supplies & Equipment	4	358
ADP Equipment, Purchase and Lease	3	2,213
Research & Development	19	50,141
Construction	3	290
Architect & Engineering	1	150
Real Property, Purchase & Lease, or Maintenance	0	0
ADP Services	6	181
Other Services	97	9,787

FEDERAL PROCUREMENT DATA SYSTEM
NATIONAL TRANSPORTATION SAFETY BOARD
 Actions Reported in Summary on SF281
 Fiscal Year 1990 Through Fourth Quarter

PART I - PRIME CONTRACTS							
	PROCUREMENT METHODS	Number of Actions (a)	NET DOLLAR AMOUNTS (000)				Total Dollars (f)
			Small Business Concerns (b)	Large Business Concerns (c)	Domestic Outside U.S./ Foreign (d)	Other Entities (e)	
NEW AWARDS AND MODIFICATIONS	1. Tariff or Regulated Acquisitions	0					0
	2. Contracts for Foreign Government or International Organization	0					0
	3. Small Purchases	0	0	0	0	0	0
	4. Delivery Orders - GSA Schedules Only	0	0	0	0	0	0
	5. Delivery Orders - Other Federal Schedules	0	0	0	0	0	0
	6. Delivery Orders - All Other	0	0	0	0	0	0
	7. Other Procurement Methods	0	0	0	0	0	0
	8. TOTAL NEW AWARDS AND MODIFICATIONS	0	0	0	0	0	0
COMPETITION	9. Competed	0	0	0	0	0	0
	10. Not Competed	0	0	0	0	0	0
	11. Not Available for Competition	0	0	0	0	0	0
MODIFICATIONS	12. TOTAL MODIFICATIONS (Excluding Line 3)	0					0

PART II - SELECTED SOCIOECONOMIC STATISTICS (Includes both new awards and modifications)					
PREFERENCE PROGRAMS			TYPE OF CONTRACTOR		
CATEGORY	Number of Actions (a)	Total net Dollars (b)	CATEGORY	Number of Actions (a)	Total net Dollars (b)
13. Small Business - Small Purchase Set-Aside	0	0	18. Small Disadvantaged Business	0	0
14. Small Business Set-Aside	0	0	19. Woman-Owned Small Business	0	0
15. Labor Surplus Area Set-Aside	0	0	20. Sheltered Workshop	0	0
16. Combined Labor Surplus/ Small Business Set-Aside	0	0			
17. 8(a) Awards	0	0			

NATIONAL TRANSPORTATION SAFETY BOARD
 Actions Reported Individually on SF279
 Fiscal Year 1990 Through Fourth Quarter

	Actions	Dollars (000)
TOTAL	0	0
CICA APPLICABILITY		
Pre-CICA	0	0
CICA Awards	0	0
Small Purchases	0	0
Subject to Statute other than CICA	0	0
KIND OF CONTRACT ACTION		
Initial Letter Contract	0	0
Def. Contract Superseding Letter	0	0
New Definitive Contract	0	0
Small Purchase Procedure	0	0
Order Under IDC	0	0
Order Under BOA	0	0
Order /Mod Under GSA Schedule	0	0
Order/Mod Under VA Schedule	0	0
Modifications	0	0
Termination for Default	0	0
Termination for Convenience	0	0
SYNOPSIS OF PROCUREMENT PRIOR TO AWARD		
Synopsized Prior to Award	0	0
Not Synopsized Due to Urgency	0	0
Not Synopsized for Other Reason	0	0

FEDERAL PROCUREMENT DATA SYSTEM
NATIONAL TRANSPORTATION SAFETY BOARD
 Actions Reported Individually on SF279
 Fiscal Year 1990 Through Fourth Quarter

SOLICITATION PROCEDURE	Actions	Dollars (000)
Full and Open Competition - Sealed Bid	0	0
Full and Open Competition - Comp Proposal	0	0
Full and Open Competition - Combination	0	0
Architect Engineer	0	0
Basic Research	0	0
Multiple Award Schedule	0	0
Alternate Source/Reduced Cost	0	0
Alternate Source/Mobilization	0	0
Alternate Source/Eng R & D	0	0
Set-aside	0	0
Other than Full and Open Competition	0	0
FULL AND OPEN COMPETITION WITH ONLY ONE BIDDER/OFFERER	0	0
AUTHORITY FOR OTHER THAN FULL AND OPEN COMPETITION		
Only One Source	0	0
- Follow-on Contract	0	0
- Utilities (Regulated & Telecommunications)	0	0
Unusual & Compelling Urgency	0	0
Mobilization/Essential R&D	0	0
International Agreement	0	0
Authorized by Statute	0	0
Authorized Resale	0	0
National Security	0	0
Public Interest	0	0
EXTENT COMPETED		
Competed	0	0
Not Available for Competition	0	0
Follow-on to Competed Action	0	0
Not Competed	0	0
TYPE OF CONTRACT		
Fixed Price	0	0
Cost Reimbursement	0	0
Time and Material	0	0
Labor Hour	0	0
TYPE OF CONTRACTOR		
Small Disadvantaged Business	0	0
Other Small Business	0	0
Large Business	0	0
Sheltered Workshops	0	0
Educational & Nonprofit	0	0
State & Local Government	0	0
Foreign Contractor	0	0
Domestic Contractor Performing Outside US	0	0
WOMAN-OWNED SMALL BUSINESS	0	0
PREFERENCE PROGRAMS		
Directed to Sheltered Workshop	0	0
8 (a) Program	0	0
Combined LSA/SB Set-aside	0	0
Small Business Set-aside	0	0
Labor Surplus Area Set-aside	0	0
Tie Bid Preference	0	0
Buy Indian/Self Determination Act	0	0
No Preference Program or Not Listed	0	0
SUBJECT TO LABOR STATUTES		
Wahsh Healy Act - Manufacturer	0	0
Wahsh Healy Act - Dealer	0	0
Service Contract Act	0	0
Davis Bacon Act	0	0
Not Subject to Above Acts	0	0
PRODUCT OR SERVICE		
Supplies & Equipment	0	0
ADP Equipment, Purchase and Lease	0	0
Research & Development	0	0
Construction	0	0
Architect & Engineering	0	0
Real Property, Purchase & Lease, or Maintenance	0	0
ADP Services	0	0
Other Services	0	0

FEDERAL PROCUREMENT DATA SYSTEM
NUCLEAR REGULATORY COMMISSION
 Actions Reported in Summary on SF281
 Fiscal Year 1990 Through Fourth Quarter

PART I - PRIME CONTRACTS							
	PROCUREMENT METHODS	Number of Actions (a)	NET DOLLAR AMOUNTS (000)				
			Small Business Concerns (b)	Large Business Concerns (c)	Domestic Outside U.S./ Foreign (d)	Other Entities (e)	Total Dollars (f)
NEW AWARDS AND MODIFICATIONS	1. Tariff or Regulated Acquisitions	0				0	
	2. Contracts for Foreign Government or International Organization	0				0	
	3. Small Purchases	2,730	5,003	1,917	0	71	6,991
	4. Delivery Orders - GSA Schedules Only	873	1,395	1,339	0	1	2,735
	5. Delivery Orders - Other Federal Schedules	0	0	0	0	0	0
	6. Delivery Orders - All Other	0	0	0	0	0	0
	7. Other Procurement Methods	0	0	0	0	0	0
	8. TOTAL NEW AWARDS AND MODIFICATIONS	3,603	6,398	3,256	0	72	9,726
COMPETITION	9. Competed	1,212	4,123	1,244	0	11	5,378
	10. Not Competed	902	1,806	1,845	0	42	3,693
	11. Not Available for Competition	1,489	469	167	0	19	655
MODIFICATIONS	12. TOTAL MODIFICATIONS (Excluding Line 3)	177					207

PART II - SELECTED SOCIOECONOMIC STATISTICS (Includes both new awards and modifications)					
PREFERENCE PROGRAMS			TYPE OF CONTRACTOR		
CATEGORY	Number of Actions (a)	Total net Dollars (b)	CATEGORY	Number of Actions (a)	Total net Dollars (b)
13. Small Business - Small Purchase Set-Aside	1,801	4,828	18. Small Disadvantaged Business	104	346
14. Small Business Set-Aside	0	0	19. Women-Owned Small Business	117	378
15. Labor Surplus Area Set-Aside	0	0	20. Sheltered Workshop	0	0
16. Combined Labor Surplus/ Small Business Set-Aside	0	0			
17. 8(a) Awards	0	0			

NUCLEAR REGULATORY COMMISSION
 Actions Reported Individually on SF279
 Fiscal Year 1990 Through Fourth Quarter

	Actions	Dollars (000)
TOTAL	342	43,037
CICA APPLICABILITY		
Pre-CICA	3	245
CICA Awards	339	42,792
Small Purchases	0	0
Subject to Statute other than CICA	0	0
KIND OF CONTRACT ACTION		
Initial Letter Contract	0	0
Def. Contract Superseding Letter	0	0
New Definitive Contract	38	5,123
Small Purchase Procedure	0	0
Order Under IDC	88	3,915
Order Under BOA	0	0
Order /Mod Under GSA Schedule	0	0
Order/Mod Under VA Schedule	0	0
Modifications	216	33,899
Termination for Default	0	0
Termination for Convenience	0	0
SYNOPSIS OF PROCUREMENT PRIOR TO AWARD		
Synopsized Prior to Award	276	33,081
Not Synopsized Due to Urgency	6	1,579
Not Synopsized for Other Reason	60	8,377

FEDERAL PROCUREMENT DATA SYSTEM
NUCLEAR REGULATORY COMMISSION
 Actions Reported Individually on SF279
 Fiscal Year 1990 Through Fourth Quarter

SOLICITATION PROCEDURE	Actions	Dollars (000)
Full and Open Competition - Sealed Bid	1	97
Full and Open Competition - Comp Proposal	188	24,634
Full and Open Competition - Combination	0	0
Architect Engineer	0	0
Basic Research	0	0
Multiple Award Schedule	0	0
Alternate Source/Reduced Cost	0	0
Alternate Source/Mobilization	0	0
Alternate Source/Eng R & D	0	0
Set-aside	43	4,711
Other than Full and Open Competition	107	13,350
FULL AND OPEN COMPETITION WITH ONLY ONE BIDDER/OFFERER	9	1,189
AUTHORITY FOR OTHER THAN FULL AND OPEN COMPETITION		
Only One Source	43	3,531
- Follow-on Contract	1	10
- Utilities (Regulated & Telecommunications)	2	50
Unusual & Compelling Urgency	7	1,613
Mobilization/Essential R&D	0	0
International Agreement	0	0
Authorized by Statute	57	8,206
Authorized Resale	0	0
National Security	0	0
Public Interest	0	0
EXTENT COMPETED		
Competed	234	29,587
Not Available for Competition	59	8,489
Follow-on to Competed Action	0	0
Not Competed	49	4,961
TYPE OF CONTRACT		
Fixed Price	86	4,911
Cost Reimbursement	235	36,295
Time and Material	5	675
Labor Hour	16	1,156
TYPE OF CONTRACTOR		
Small Disadvantaged Business	62	8,345
Other Small Business	63	6,301
Large Business	188	17,709
Sheltered Workshops	0	0
Educational & Nonprofit	20	10,113
State & Local Government	9	569
Foreign Contractor	0	0
Domestic Contractor Performing Outside US	0	0
WOMAN-OWNED SMALL BUSINESS	14	1,406
PREFERENCE PROGRAMS		
Directed to Sheltered Workshop	0	0
8 (a) Program	56	8,162
Combined LSA/SB Set-aside	0	0
Small Business Set-aside	43	4,711
Labor Surplus Area Set-aside	0	0
Tie Bid Preference	0	0
Buy Indian/Self Determination Act	0	0
No Preference Program or Not Listed	243	30,164
SUBJECT TO LABOR STATUTES		
Walsh Healy Act - Manufacturer	2	229
Walsh Healy Act - Dealer	3	126
Service Contract Act	72	12,171
Devis Bacon Act	0	0
Not Subject to Above Acts	265	30,511
PRODUCT OR SERVICE		
Supplies & Equipment	6	278
ADP Equipment, Purchase and Lease	7	744
Research & Development	47	4,859
Construction	0	0
Architect & Engineering	0	0
Real Property, Purchase & Lease, or Maintenance	0	0
ADP Services	55	10,501
Other Services	227	26,655

FEDERAL PROCUREMENT DATA SYSTEM
OCCUPATIONAL SAFETY AND HEALTH REVIEW COMMISSION
 Actions Reported in Summary on SF281
 Fiscal Year 1990 Through Fourth Quarter

PART I - PRIME CONTRACTS							
	PROCUREMENT METHODS	Number of Actions (a)	NET DOLLAR AMOUNTS (000)				Total Dollars (f)
			Small Business Concerns (b)	Large Business Concerns (c)	Domestic Outside U.S./ Foreign (d)	Other Entities (e)	
NEW AWARDS AND MODIFICATIONS	1. Tariff or Regulated Acquisitions	6					10
	2. Contracts for Foreign Government or International Organization	0					0
	3. Small Purchases	448	97	201	0	0	298
	4. Delivery Orders - GSA Schedules Only	280	9	127	0	0	138
	5. Delivery Orders - Other Federal Schedules	13	0	15	0	0	15
	6. Delivery Orders - All Other	16	0	0	0	0	0
	7. Other Procurement Methods	10	0	20	0	7	27
	8. TOTAL NEW AWARDS AND MODIFICATIONS	773	106	363	0	7	486
COMPETITION	9. Competed	727	105	357	0	0	462
	10. Not Competed	6	0	1	0	0	1
	11. Not Available for Competition	40	1	5	0	7	23
MODIFICATIONS	12. TOTAL MODIFICATIONS (Excluding Line 3)	56					61

PART II - SELECTED SOCIOECONOMIC STATISTICS (Includes both new awards and modifications)					
PREFERENCE PROGRAMS			TYPE OF CONTRACTOR		
CATEGORY	Number of Actions (a)	Total net Dollars (b)	CATEGORY	Number of Actions (a)	Total net Dollars (b)
13. Small Business - Small Purchase Set-Aside	0	0	18. Small Disadvantaged Business	0	0
14. Small Business Set-Aside	0	0	19. Woman-Owned Small Business	3	1
15. Labor Surplus Area Set-Aside	0	0	20. Sheltered Workshop	3	2
16. Combined Labor Surplus/ Small Business Set-Aside	0	0			
17. 8(a) Awards	0	0			

OCCUPATIONAL SAFETY AND HEALTH REVIEW COMMISSION
 Actions Reported Individually on SF279
 Fiscal Year 1990 Through Fourth Quarter

	Actions	Dollars (000)
TOTAL	0	0
CICA APPLICABILITY		
Pre-CICA	0	0
CICA Awards	0	0
Small Purchases	0	0
Subject to Statute other than CICA	0	0
KIND OF CONTRACT ACTION		
Initial Letter Contract	0	0
Def. Contract Superseding Letter	0	0
New Definitive Contract	0	0
Small Purchase Procedure	0	0
Order Under IDC	0	0
Order Under BOA	0	0
Order /Mod Under GSA Schedule	0	0
Order/Mod Under VA Schedule	0	0
Modifications	0	0
Termination for Default	0	0
Termination for Convenience	0	0
SYNOPSIS OF PROCUREMENT PRIOR TO AWARD		
Synopsized Prior to Award	0	0
Not Synopsized Due to Urgency	0	0
Not Synopsized for Other Reason	0	0

FEDERAL PROCUREMENT DATA SYSTEM
OCCUPATIONAL SAFETY AND HEALTH REVIEW COMMISSION
 Actions Reported Individually on SF279
 Fiscal Year 1990 Through Fourth Quarter

	Actions	Dollars (000)
SOLICITATION PROCEDURE		
Full and Open Competition - Sealed Bid	0	0
Full and Open Competition - Comp Proposal	0	0
Full and Open Competition - Combination	0	0
Architect Engineer	0	0
Basic Research	0	0
Multiple Award Schedule	0	0
Alternate Source/Reduced Cost	0	0
Alternate Source/Mobilization	0	0
Alternate Source/Eng R & D	0	0
Set-aside	0	0
Other than Full and Open Competition	0	0
FULL AND OPEN COMPETITION WITH ONLY ONE BIDDER/OFFERER		
AUTHORITY FOR OTHER THAN FULL AND OPEN COMPETITION		
Only One Source	0	0
- Follow-on Contract	0	0
- Utilities (Regulated & Telecommunications)	0	0
Unusual & Compelling Urgency	0	0
Mobilization/Essential R&D	0	0
International Agreement	0	0
Authorized by Statute	0	0
Authorized Resale	0	0
National Security	0	0
Public Interest	0	0
EXTENT COMPETED		
Competed	0	0
Not Available for Competition	0	0
Follow-on to Competed Action	0	0
Not Competed	0	0
TYPE OF CONTRACT		
Fixed Price	0	0
Cost Reimbursement	0	0
Time and Material	0	0
Labor Hour	0	0
TYPE OF CONTRACTOR		
Small Disadvantaged Business	0	0
Other Small Business	0	0
Large Business	0	0
Sheltered Workshops	0	0
Educational & Nonprofit	0	0
State & Local Government	0	0
Foreign Contractor	0	0
Domestic Contractor Performing Outside US	0	0
WOMAN-OWNED SMALL BUSINESS		
PREFERENCE PROGRAMS		
Directed to Sheltered Workshop	0	0
8 (a) Program	0	0
Combined LSA/SB Set-aside	0	0
Small Business Set-aside	0	0
Labor Surplus Area Set-aside	0	0
Tie Bid Preference	0	0
Buy Indian/Self Determination Act	0	0
No Preference Program or Not Listed	0	0
SUBJECT TO LABOR STATUTES		
Walsh Healy Act - Manufacturer	0	0
Walsh Healy Act - Dealer	0	0
Service Contract Act	0	0
Davis Bacon Act	0	0
Not Subject to Above Acts	0	0
PRODUCT OR SERVICE		
Supplies & Equipment	0	0
ADP Equipment, Purchase and Lease	0	0
Research & Development	0	0
Construction	0	0
Architect & Engineering	0	0
Real Property, Purchase & Lease, or Maintenance	0	0
ADP Services	0	0
Other Services	0	0

FEDERAL PROCUREMENT DATA SYSTEM
OFFICE OF PERSONNEL MANAGEMENT
 Actions Reported in Summary on SF281
 Fiscal Year 1990 Through Fourth Quarter

PART I - PRIME CONTRACTS						
PROCUREMENT METHODS	Number of Actions (a)	NET DOLLAR AMOUNTS (000)				
		Small Business Concerns (b)	Large Business Concerns (c)	Domestic Outside U.S./ Foreign (d)	Other Entities (e)	Total Dollars (f)
1. Tariff or Regulated Acquisitions	0					0
2. Contracts for Foreign Government or International Organization	0					0
NEW AWARDS AND MODIFICATIONS						
3. Small Purchases	15,630	14,463	2,029	0	133	16,625
4. Delivery Orders - GSA Schedules Only	2,261	2,485	2,806	0	225	5,516
5. Delivery Orders - Other Federal Schedules	167	109	25	0	0	134
6. Delivery Orders - All Other	785	511	91	0	0	602
7. Other Procurement Methods	61	89	18	0	1	108
8. TOTAL NEW AWARDS AND MODIFICATIONS	18,904	17,657	4,969	0	359	22,985
COMPETITION						
9. Competed	8,009	11,077	3,357	0	276	14,710
10. Not Competed	3,324	2,330	739	0	54	3,123
11. Not Available for Competition	7,571	4,250	873	0	29	5,152
MODIFICATIONS						
12. TOTAL MODIFICATIONS (Excluding Line 3)	585					594

PART II - SELECTED SOCIOECONOMIC STATISTICS (Includes both new awards and modifications)					
PREFERENCE PROGRAMS			TYPE OF CONTRACTOR		
CATEGORY	Number of Actions (a)	Total net Dollars (b)	CATEGORY	Number of Actions (a)	Total net Dollars (b)
13. Small Business - Small Purchase Set-Aside	13,839	14,457	18. Small Disadvantaged Business	121	237
14. Small Business Set-Aside	651	1,533	19. Woman-Owned Small Business	2,435	2,036
15. Labor Surplus Area Set-Aside	0	0	20. Sheltered Workshop	0	0
16. Combined Labor Surplus/ Small Business Set-Aside	1	0			
17. 8(a) Awards	6	7			

OFFICE OF PERSONNEL MANAGEMENT
 Actions Reported Individually on SF279
 Fiscal Year 1990 Through Fourth Quarter

	Actions	Dollars (000)
TOTAL:	24	2,678
CICA APPLICABILITY		
Pre-CICA	0	0
CICA Awards	23	2,653
Small Purchases	1	25
Subject to Statute other than CICA	0	0
KIND OF CONTRACT ACTION		
Initial Letter Contract	0	0
Def. Contract Superseding Letter	0	0
New Definitive Contract	2	612
Small Purchase Procedure	1	25
Order Under IDC	0	0
Order Under BOA	0	0
Order /Mod Under GSA Schedule	21	2,241
Order/Mod Under VA Schedule	0	0
Modifications	0	0
Termination for Default	0	0
Termination for Convenience	0	0
SYNOPSIS OF PROCUREMENT PRIOR TO AWARD		
Synopsized Prior to Award	19	2,298
Not Synopsized Due to Urgency	0	0
Not Synopsized for Other Reason	5	580

FEDERAL PROCUREMENT DATA SYSTEM
OFFICE OF PERSONNEL MANAGEMENT
 Actions Reported Individually on SF279
 Fiscal Year 1990 Through Fourth Quarter

SOLICITATION PROCEDURE	Actions	Dollars (000)
Full and Open Competition - Sealed Bid	0	0
Full and Open Competition - Comp Proposal	7	405
Full and Open Competition - Combination	0	0
Architect Engineer	0	0
Basic Research	0	0
Multiple Award Schedule	15	2,007
Alternate Source/Reduced Cost	0	0
Alternate Source/Mobilization	0	0
Alternate Source/Eng R & D	0	0
Set-aside	0	0
Other than Full and Open Competition	1	441
FULL AND OPEN COMPETITION WITH ONLY ONE BIDDER/OFFERER	0	0
AUTHORITY FOR OTHER THAN FULL AND OPEN COMPETITION		
Only One Source	0	0
- Follow-on Contract	0	0
- Utilities (Regulated & Telecommunications)	0	0
Unusual & Compelling Urgency	0	0
Mobilization/Essential R&D	0	0
International Agreement	0	0
Authorized by Statute	1	441
Authorized Resale	0	0
National Security	0	0
Public Interest	0	0
EXTENT COMPETED		
Competed	23	2,437
Not Available for Competition	1	441
Follow-on to Competed Action	0	0
Not Competed	0	0
TYPE OF CONTRACT		
Fixed Price	24	2,878
Cost Reimbursement	0	0
Time and Material	0	0
Labor Hour	0	0
TYPE OF CONTRACTOR		
Small Disadvantaged Business	1	441
Other Small Business	3	87
Large Business	20	2,350
Sheltered Workshops	0	0
Educational & Nonprofit	0	0
State & Local Government	0	0
Foreign Contractor	0	0
Domestic Contractor Performing Outside US	0	0
WOMAN-OWNED SMALL BUSINESS	0	0
PREFERENCE PROGRAMS		
Directed to Sheltered Workshop	0	0
8 (a) Program	1	441
Combined LSA/SB Set-aside	0	0
Small Business Set-aside	1	25
Labor Surplus Area Set-aside	0	0
Tie Bid Preference	0	0
Buy Indian/Self Determination Act	0	0
No Preference Program or Not Listed	22	2,412
SUBJECT TO LABOR STATUTES		
Walsh Healy Act - Manufacturer	16	1,925
Walsh Healy Act - Dealer	3	240
Service Contract Act	1	171
Devis Bacon Act	0	0
Not Subject to Above Acts	4	542
PRODUCT OR SERVICE		
Supplies & Equipment	13	1,917
ADP Equipment, Purchase and Lease	7	261
Research & Development	0	0
Construction	0	0
Architect & Engineering	0	0
Real Property, Purchase & Lease, or Maintenance	0	0
ADP Services	1	62
Other Services	3	638

FEDERAL PROCUREMENT DATA SYSTEM
PEACE CORPS
 Actions Reported in Summary on SF281
 Fiscal Year 1990 Through Fourth Quarter

PART I - PRIME CONTRACTS							
	PROCUREMENT METHODS	Number of Actions (a)	NET DOLLAR AMOUNTS (000)				Total Dollars (f)
			Small Business Concerns (b)	Large Business Concerns (c)	Domestic Outside U.S./ Foreign (d)	Other Entities (e)	
NEW AWARDS AND MODIFICATIONS	1. Tariff or Regulated Acquisitions	0					0
	2. Contracts for Foreign Government or International Organization	0					0
	3. Small Purchases	9,739	2,223	1,397	9,230	551	13,401
	4. Delivery Orders - GSA Schedules Only	191	203	412	0	0	615
	5. Delivery Orders - Other Federal Schedules	45	38	67	0	0	105
	6. Delivery Orders - All Other	31	82	80	0	0	162
	7. Other Procurement Methods	0	0	0	0	0	0
	8. TOTAL NEW AWARDS AND MODIFICATIONS	10,006	2,546	1,956	9,230	551	14,283
COMPETITION	9. Competed	3,050	852	1,051	5,031	0	6,934
	10. Not Competed	3,133	1,196	734	2,634	0	4,564
	11. Not Available for Competition	3,823	498	171	1,565	551	2,785
MODIFICATIONS	12. TOTAL MODIFICATIONS (Excluding Line 3)	50					0

PART II - SELECTED SOCIOECONOMIC STATISTICS (Includes both new awards and modifications)					
PREFERENCE PROGRAMS			TYPE OF CONTRACTOR		
CATEGORY	Number of Actions (a)	Total net Dollars (b)	CATEGORY	Number of Actions (a)	Total net Dollars (b)
13. Small Business - Small Purchase Set-Aside	0	0	18. Small Disadvantaged Business	9	25
14. Small Business Set-Aside	0	0	19. Woman-Owned Small Business	87	434
15. Labor Surplus Area Set-Aside	0	0	20. Sheltered Workshop	0	0
16. Combined Labor Surplus/ Small Business Set-Aside	0	0			
17. 8(a) Awards	0	0			

PEACE CORPS
 Actions Reported Individually on SF279
 Fiscal Year 1990 Through Fourth Quarter

	Actions	Dollars (000)
TOTAL	126	8,849
CICA APPLICABILITY		
Pre-CICA	0	0
CICA Awards	126	8,849
Small Purchases	0	0
Subject to Statute other than CICA	0	0
KIND OF CONTRACT ACTION		
Initial Letter Contract	0	0
Def. Contract Superseding Letter	0	0
New Definitive Contract	46	2,674
Small Purchase Procedure	0	0
Order Under IDC	0	0
Order Under BOA	0	0
Order /Mod Under GSA Schedule	1	53
Order /Mod Under VA Schedule	0	0
Modifications	79	6,122
Termination for Default	0	0
Termination for Convenience	0	0
SYNOPSIS OF PROCUREMENT PRIOR TO AWARD		
Synopsized Prior to Award	65	5,205
Not Synopsized Due to Urgency	1	200
Not Synopsized for Other Reason	60	3,444

FEDERAL PROCUREMENT DATA SYSTEM
PEACE CORPS
 Actions Reported Individually on SF279
 Fiscal Year 1990 Through Fourth Quarter

SOLICITATION PROCEDURE	Actions	Dollars (000)
Full and Open Competition - Sealed Bid	4	159
Full and Open Competition - Comp Proposal	57	5,365
Full and Open Competition - Combination	10	448
Architect Engineer	0	0
Basic Research	0	0
Multiple Award Schedule	1	53
Alternate Source/Reduced Cost	0	0
Alternate Source/Mobilization	0	0
Alternate Source/Eng R & D	0	0
Set-aside	0	0
Other than Full and Open Competition	54	2,824
FULL AND OPEN COMPETITION WITH ONLY ONE BIDDER/OFFERER	8	1,185
AUTHORITY FOR OTHER THAN FULL AND OPEN COMPETITION		
Only One Source	24	1,377
- Follow-on Contract	0	0
- Utilities (Regulated & Telecommunications)	0	0
Unusual & Compelling Urgency	1	200
Mobilization/Essential R&D	0	0
International Agreement	0	0
Authorized by Statute	29	1,247
Authorized Resale	0	0
National Security	0	0
Public Interest	0	0
EXTENT COMPETED		
Competed	73	6,225
Not Available for Competition	29	1,247
Follow-on to Competed Action	0	0
Not Competed	24	1,377
TYPE OF CONTRACT		
Fixed Price	91	2,925
Cost Reimbursement	35	5,924
Time and Material	0	0
Labor Hour	0	0
TYPE OF CONTRACTOR		
Small Disadvantaged Business	29	1,247
Other Small Business	10	1,308
Large Business	19	655
Sheltered Workshops	0	0
Educational & Nonprofit	2	243
State & Local Government	1	231
Foreign Contractor	40	2,314
Domestic Contractor Performing Outside US	25	2,851
WOMAN-OWNED SMALL BUSINESS	21	548
PREFERENCE PROGRAMS		
Directed to Sheltered Workshop	0	0
8 (a) Program	29	1,247
Combined LSA/SB Set-aside	0	0
Small Business Set-aside	3	564
Labor Surplus Area Set-aside	0	0
Tie Bid Preference	0	0
Buy Indian/Self Determination Act	0	0
No Preference Program or Not Listed	94	7,038
SUBJECT TO LABOR STATUTES		
Walsh Healy Act - Manufacturer	1	53
Walsh Healy Act - Dealer	11	438
Service Contract Act	0	0
Devis Bacon Act	0	0
Not Subject to Above Acts	114	8,358
PRODUCT OR SERVICE		
Supplies & Equipment	9	489
ADP Equipment, Purchase and Lease	5	112
Research & Development	0	0
Construction	0	0
Architect & Engineering	0	0
Real Property, Purchase & Lease, or Maintenance	10	423
ADP Services	21	412
Other Services	81	7,433

FEDERAL PROCUREMENT DATA SYSTEM
PENNSYLVANIA AVENUE DEVELOPMENT CORPORATION
 Actions Reported in Summary on SF281
 Fiscal Year 1990 Through Fourth Quarter

PART I - PRIME CONTRACTS							
	PROCUREMENT METHODS	Number of Actions (a)	NET DOLLAR AMOUNTS (000)				Total Dollars (f)
			Small Business Concerns (b)	Large Business Concerns (c)	Domestic Outside U.S./ Foreign (d)	Other Entities (e)	
NEW AWARDS AND MODIFICATIONS	1. Tariff or Regulated Acquisitions	0					0
	2. Contracts for Foreign Government or International Organization	0					0
	3. Small Purchases	0	0	0	0	0	0
	4. Delivery Orders - GSA Schedules Only	12	0	67	0	0	67
	5. Delivery Orders - Other Federal Schedules	0	0	0	0	0	0
	6. Delivery Orders - All Other	189	210	323	0	0	533
	7. Other Procurement Methods	31	17	61	0	0	78
	8. TOTAL NEW AWARDS AND MODIFICATIONS	232	227	451	0	0	678
COMPETITION	9. Competed	135	175	271	0	0	446
	10. Not Competed	20	5	49	0	0	54
	11. Not Available for Competition	77	47	131	0	0	178
MODIFICATIONS	12. TOTAL MODIFICATIONS (Excluding Line 3)	0					0

PART II - SELECTED SOCIOECONOMIC STATISTICS (Includes both new awards and modifications)					
PREFERENCE PROGRAMS			TYPE OF CONTRACTOR		
CATEGORY	Number of Actions (a)	Total net Dollars (b)	CATEGORY	Number of Actions (a)	Total net Dollars (b)
13. Small Business - Small Purchase Set-Aside	0	0	18. Small Disadvantaged Business	0	0
14. Small Business Set-Aside	0	0	19. Women-Owned Small Business	3	3
15. Labor Surplus Area Set-Aside	0	0	20. Sheltered Workshop	0	0
16. Combined Labor Surplus/ Small Business Set-Aside	0	0			
17. 8(a) Awards	0	0			

PENNSYLVANIA AVENUE DEVELOPMENT CORPORATION
 Actions Reported Individually on SF279
 Fiscal Year 1990 Through Fourth Quarter

	Actions	Dollars (000)
TOTAL	2	393
CICA APPLICABILITY		
Pre-CICA	2	393
CICA Awards	0	0
Small Purchases	0	0
Subject to Statute other than CICA	0	0
KIND OF CONTRACT ACTION		
Initial Letter Contract	0	0
Def. Contract Superseding Letter	0	0
New Definitive Contract	2	393
Small Purchase Procedure	0	0
Order Under IDC	0	0
Order Under BOA	0	0
Order /Mod Under GSA Schedule	0	0
Order/Mod Under VA Schedule	0	0
Modifications	0	0
Termination for Default	0	0
Termination for Convenience	0	0
SYNOPSIS OF PROCUREMENT PRIOR TO AWARD		
Synopsized Prior to Award	0	0
Not Synopsized Due to Urgency	0	0
Not Synopsized for Other Reason	2	393

FEDERAL PROCUREMENT DATA SYSTEM
PENNSYLVANIA AVENUE DEVELOPMENT CORPORATION
 Actions Reported Individually on SF279
 Fiscal Year 1990 Through Fourth Quarter

	Actions	Dollars (000)
SOLICITATION PROCEDURE		
Full and Open Competition - Sealed Bid	0	0
Full and Open Competition - Comp Proposal	0	0
Full and Open Competition - Combination	0	0
Architect Engineer	0	0
Basic Research	0	0
Multiple Award Schedule	0	0
Alternate Source/Reduced Cost	0	0
Alternate Source/Mobilization	0	0
Alternate Source/Eng R & D	0	0
Set-aside	0	0
Other than Full and Open Competition	0	0
FULL AND OPEN COMPETITION WITH ONLY ONE BIDDER/OFFERER	0	0
AUTHORITY FOR OTHER THAN FULL AND OPEN COMPETITION		
Only One Source	0	0
- Follow-on Contract	0	0
- Utilities (Regulated & Telecommunications)	0	0
Unusual & Compelling Urgency	0	0
Mobilization/Essential R&D	0	0
International Agreement	0	0
Authorized by Statute	0	0
Authorized Resale	0	0
National Security	0	0
Public Interest	0	0
EXTENT COMPLETED		
Competed	0	0
Not Available for Competition	0	0
Follow-on to Completed Action	1	88
Not Completed	1	305
TYPE OF CONTRACT		
Fixed Price	2	393
Cost Reimbursement	0	0
Time and Material	0	0
Labor Hour	0	0
TYPE OF CONTRACTOR		
Small Disadvantaged Business	0	0
Other Small Business	0	0
Large Business	2	393
Sheltered Workshops	0	0
Educational & Nonprofit	0	0
State & Local Government	0	0
Foreign Contractor	0	0
Domestic Contractor Performing Outside US	0	0
WOMAN-OWNED SMALL BUSINESS		
	0	0
PREFERENCE PROGRAMS		
Directed to Sheltered Workshop	0	0
8 (a) Program	0	0
Combined LSA/SB Set-aside	0	0
Small Business Set-aside	0	0
Labor Surplus Area Set-aside	0	0
Tie Bid Preference	0	0
Buy Indian/Self Determination Act	0	0
No Preference Program or Not Listed	2	393
SUBJECT TO LABOR STATUTES		
Walsh Healy Act - Manufacturer	0	0
Walsh Healy Act - Dealer	0	0
Service Contract Act	0	0
Davis Bacon Act	0	0
Not Subject to Above Acts	2	393
PRODUCT OR SERVICE		
Supplies & Equipment	0	0
ADP Equipment, Purchase and Lease	0	0
Research & Development	0	0
Construction	0	0
Architect & Engineering	2	393
Real Property, Purchase & Lease, or Maintenance	0	0
ADP Services	0	0
Other Services	0	0

FEDERAL PROCUREMENT DATA SYSTEM
RAILROAD RETIREMENT BOARD
 Actions Reported in Summary on SF281
 Fiscal Year 1990 Through Fourth Quarter

PART I - PRIME CONTRACTS							
	PROCUREMENT METHODS	Number of Actions (a)	NET DOLLAR AMOUNTS (000)				
			Small Business Concerns (b)	Large Business Concerns (c)	Domestic Outside U.S./ Foreign (d)	Other Entities (e)	Total Dollars (f)
NEW AWARDS AND MODIFICATIONS	1. Tariff or Regulated Acquisitions	0				0	
	2. Contracts for Foreign Government or International Organization	0				0	
	3. Small Purchases	2,530	892	1,079	0	29	2,000
	4. Delivery Orders - GSA Schedules Only	578	171	673	0	0	844
	5. Delivery Orders - Other Federal Schedules	0	0	0	0	0	0
	6. Delivery Orders - All Other	0	0	0	0	0	0
	7. Other Procurement Methods	1	9	0	0	0	9
	8. TOTAL NEW AWARDS AND MODIFICATIONS	3,107	1,072	1,752	0	29	2,853
COMPETITION	9. Competed	971	563	1,010	0	0	1,573
	10. Not Competed	320	294	559	0	20	873
	11. Not Available for Competition	1,816	215	183	0	9	407
MODIFICATIONS	12. TOTAL MODIFICATIONS (Excluding Line 3)	0					0

PART II - SELECTED SOCIOECONOMIC STATISTICS (Includes both new awards and modifications)					
PREFERENCE PROGRAMS			TYPE OF CONTRACTOR		
CATEGORY	Number of Actions (a)	Total net Dollars (b)	CATEGORY	Number of Actions (a)	Total net Dollars (b)
13. Small Business - Small Purchase Set-Aside	0	0	18. Small Disadvantaged Business	0	0
14. Small Business Set-Aside	0	0	19. Woman-Owned Small Business	0	0
15. Labor Surplus Area Set-Aside	0	0	20. Sheltered Workshop	0	0
16. Combined Labor Surplus/ Small Business Set-Aside	0	0			
17. 8(a) Awards	1	9			

RAILROAD RETIREMENT BOARD
 Actions Reported Individually on SF279
 Fiscal Year 1990 Through Fourth Quarter

	Actions	Dollars (000)
TOTAL	48	3,929
CICA APPLICABILITY		
Pre-CICA	0	0
CICA Awards	39	3,386
Small Purchases	0	0
Subject to Statute other than CICA	7	543
KIND OF CONTRACT ACTION		
Initial Letter Contract	0	0
Def. Contract Superseding Letter	0	0
New Definitive Contract	8	340
Small Purchase Procedure	0	0
Order Under IDC	10	868
Order Under BOA	0	0
Order /Mod Under GSA Schedule	8	523
Order /Mod Under VA Schedule	0	0
Modifications	19	2,198
Termination for Default	0	0
Termination for Convenience	0	0
SYNOPSIS OF PROCUREMENT PRIOR TO AWARD		
Synopsized Prior to Award	32	2,739
Not Synopsized Due to Urgency	0	0
Not Synopsized for Other Reason	14	1,190

FEDERAL PROCUREMENT DATA SYSTEM
RAILROAD RETIREMENT BOARD
 Actions Reported Individually on SF279
 Fiscal Year 1990 Through Fourth Quarter

	Actions	Dollars (000)
SOLICITATION PROCEDURE		
Full and Open Competition - Sealed Bid	9	663
Full and Open Competition - Comp Proposal	14	1,446
Full and Open Competition - Combination	0	0
Architect Engineer	0	0
Basic Research	0	0
Multiple Award Schedule	5	370
Alternate Source/Reduced Cost	0	0
Alternate Source/Mobilization	0	0
Alternate Source/Eng R & D	0	0
Set-aside	0	0
Other than Full and Open Competition	11	907
FULL AND OPEN COMPETITION WITH ONLY ONE BIDDER/OFFERER	0	0
AUTHORITY FOR OTHER THAN FULL AND OPEN COMPETITION		
Only One Source	1	44
- Follow-on Contract	0	0
- Utilities (Regulated & Telecommunications)	0	0
Unusual & Compelling Urgency	1	90
Mobilization/Essential R&D	0	0
International Agreement	0	0
Authorized by Statute	3	465
Authorized Resale	0	0
National Security	0	0
Public Interest	6	308
EXTENT COMPLETED		
Completed	35	2,877
Not Available for Competition	10	1,008
Follow-on to Completed Action	0	0
Not Completed	1	44
TYPE OF CONTRACT		
Fixed Price	48	3,929
Cost Reimbursement	0	0
Time and Material	0	0
Labor Hour	0	0
TYPE OF CONTRACTOR		
Small Disadvantaged Business	3	485
Other Small Business	13	1,245
Large Business	30	2,219
Sheltered Workshops	0	0
Educational & Nonprofit	0	0
State & Local Government	0	0
Foreign Contractor	0	0
Domestic Contractor Performing Outside US	0	0
WOMAN-OWNED SMALL BUSINESS		
	0	0
PREFERENCE PROGRAMS		
Directed to Sheltered Workshop	0	0
8 (a) Program	3	465
Combined LSA/SB Set-aside	0	0
Small Business Set-aside	8	639
Labor Surplus Area Set-aside	0	0
Tie Bid Preference	0	0
Buy Indian/Self Determination Act	0	0
No Preference Program or Not Listed	35	2,825
SUBJECT TO LABOR STATUTES		
Walsh Healy Act - Manufacturer	7	745
Walsh Healy Act - Dealer	6	480
Service Contract Act	15	1,261
Devis Becon Act	2	30
Not Subject to Above Acts	16	1,413
PRODUCT OR SERVICE		
Supplies & Equipment	5	173
ADP Equipment, Purchase and Lease	5	632
Research & Development	0	0
Construction	1	25
Architect & Engineering	0	0
Real Property, Purchase & Lease, or Maintenance	0	0
ADP Services	8	538
Other Services	27	2,561

FEDERAL PROCUREMENT DATA SYSTEM
SECURITIES AND EXCHANGE COMMISSION
 Actions Reported in Summary on SF281
 Fiscal Year 1990 Through Fourth Quarter

PART I - PRIME CONTRACTS						
	PROCUREMENT METHODS	Number of Actions (a)	NET DOLLAR AMOUNTS (000)			
			Small Business Concerns (b)	Large Business Concerns (c)	Domestic Outside U.S./ Foreign (d)	Other Entities (e)
NEW AWARDS AND MODIFICATIONS	1. Tariff or Regulated Acquisitions	0				0
	2. Contracts for Foreign Government or International Organization	0				0
	3. Small Purchases	1,998	2,859	970	0	3,829
	4. Delivery Orders - GSA Schedules Only	375	1,033	365	0	1,398
	5. Delivery Orders - Other Federal Schedules	0	0	0	0	0
	6. Delivery Orders - All Other	0	0	0	0	0
	7. Other Procurement Methods	8	0	0	0	20
	8. TOTAL NEW AWARDS AND MODIFICATIONS	2,379	3,892	1,335	0	5,247
COMPETITION	9. Competed	651	2,028	992	0	3,020
	10. Not Competed	1,720	1,864	343	0	2,207
	11. Not Available for Competition	8	0	0	0	20
MODIFICATIONS	12. TOTAL MODIFICATIONS (Excluding Line 3)	0				0

PART II - SELECTED SOCIOECONOMIC STATISTICS (Includes both new awards and modifications)					
PREFERENCE PROGRAMS			TYPE OF CONTRACTOR		
CATEGORY	Number of Actions (a)	Total net Dollars (b)	CATEGORY	Number of Actions (a)	Total net Dollars (b)
13. Small Business - Small Purchase Set-Aside	1,530	2,859	18. Small Disadvantaged Business	0	0
14. Small Business Set-Aside	0	0	19. Women-Owned Small Business	0	0
15. Labor Surplus Area Set-Aside	0	0	20. Sheltered Workshop	0	0
16. Combined Labor Surplus/ Small Business Set-Aside	0	0			
17. 8(a) Awards	0	0			

SECURITIES AND EXCHANGE COMMISSION
 Actions Reported Individually on SF279
 Fiscal Year 1990 Through Fourth Quarter

	Actions	Dollars (000)
TOTAL	72	21,740
CICA APPLICABILITY		
Pre-CICA	0	0
CICA Awards	72	21,740
Small Purchases	0	0
Subject to Statute other than CICA	0	0
KIND OF CONTRACT ACTION		
Initial Letter Contract	0	0
Def. Contract Superseding Letter	1	25
New Definitive Contract	7	2,801
Small Purchase Procedure	0	0
Order Under IDC	30	2,310
Order Under BOA	0	0
Order /Mod Under GSA Schedule	24	1,849
Order/Mod Under VA Schedule	0	0
Modifications	10	14,755
Termination for Default	0	0
Termination for Convenience	0	0
SYNOPSIS OF PROCUREMENT PRIOR TO AWARD		
Synopsized Prior to Award	11	14,912
Not Synopsized Due to Urgency	0	0
Not Synopsized for Other Reason	61	6,828

FEDERAL PROCUREMENT DATA SYSTEM
SECURITIES AND EXCHANGE COMMISSION
 Actions Reported Individually on SF279
 Fiscal Year 1990 Through Fourth Quarter

SOLICITATION PROCEDURE	Actions	Dollars (000)
Full and Open Competition - Sealed Bid	2	220
Full and Open Competition - Comp Proposal	10	14,800
Full and Open Competition - Combination	0	0
Architect Engineer	0	0
Basic Research	0	0
Multiple Award Schedule	0	0
Alternate Source/Reduced Cost	18	1,809
Alternate Source/Mobilization	0	0
Alternate Source/Eng R & D	0	0
Set-aside	0	0
Other than Full and Open Competition	2	88
FULL AND OPEN COMPETITION WITH ONLY ONE BIDDER/OFFERER	40	5,223
AUTHORITY FOR OTHER THAN FULL AND OPEN COMPETITION	0	0
Only One Source	4	158
- Follow-on Contract	0	0
- Utilities (Regulated & Telecommunications)	0	0
Unusual & Compelling Urgency	0	0
Mobilization/Essential R&D	0	0
International Agreement	0	0
Authorized by Statute	0	0
Authorized Resale	35	4,865
National Security	1	200
Public Interest	0	0
EXTENT COMPETED	0	0
Competed	32	16,517
Not Available for Competition	39	5,183
Follow-on to Competed Action	0	0
Not Competed	0	0
TYPE OF CONTRACT	1	30
Fixed Price	66	8,072
Cost Reimbursement	6	13,868
Time and Material	0	0
Labor Hour	0	0
TYPE OF CONTRACTOR	0	0
Small Disadvantaged Business	30	2,310
Other Small Business	9	494
Large Business	28	16,331
Sheltered Workshops	0	0
Educational & Nonprofit	5	2,605
State & Local Government	0	0
Foreign Contractor	0	0
Domestic Contractor Performing Outside US	0	0
WOMAN-OWNED SMALL BUSINESS	0	0
PREFERENCE PROGRAMS	0	0
Directed to Sheltered Workshop	0	0
8 (a) Program	30	2,310
Combined LSA/SB Set-aside	0	0
Small Business Set-aside	2	88
Labor Surplus Area Set-aside	0	0
Tie Bid Preference	0	0
Buy Indian/Self Determination Act	0	0
No Preference Program or Not Listed	40	19,342
SUBJECT TO LABOR STATUTES	0	0
Walsh Healy Act - Manufacturer	23	1,919
Walsh Healy Act - Dealer	32	2,370
Service Contract Act	9	14,519
Devis Bacon Act	0	0
Not Subject to Above Acts	8	2,932
PRODUCT OR SERVICE	0	0
Supplies & Equipment	15	1,002
ADP Equipment, Purchase and Lease	40	3,389
Research & Development	0	0
Construction	0	0
Architect & Engineering	3	128
Real Property, Purchase & Lease, or Maintenance	0	0
ADP Services	10	14,711
Other Services	4	2,510

FEDERAL PROCUREMENT DATA SYSTEM
SELECTIVE SERVICE SYSTEM
 Actions Reported in Summary on SF281
 Fiscal Year 1990 Through Fourth Quarter

PART I - PRIME CONTRACTS							
	PROCUREMENT METHODS	Number of Actions (a)	NET DOLLAR AMOUNTS (000)				
			Small Business Concerns (b)	Large Business Concerns (c)	Domestic Outside U.S./ Foreign (d)	Other Entities (e)	Total Dollars (f)
NEW AWARDS AND MODIFICATIONS	1. Tariff or Regulated Acquisitions	0				0	
	2. Contracts for Foreign Government or International Organization	0				0	
	3. Small Purchases	852	404	271	0	38	713
	4. Delivery Orders - GSA Schedules Only	280	173	238	0	0	411
	5. Delivery Orders - Other Federal Schedules	1	2	0	0	0	2
	6. Delivery Orders - All Other	45	32	92	0	42	166
	7. Other Procurement Methods	31	44	10	0	5	59
	8. TOTAL NEW AWARDS AND MODIFICATIONS	1,209	655	611	0	85	1,351
COMPETITION	9. Competed	749	466	460	0	72	998
	10. Not Competed	246	106	81	0	1	188
	11. Not Available for Competition	214	83	70	0	12	165
MODIFICATIONS	12. TOTAL MODIFICATIONS (Excluding Line 3)	48					76

PART II - SELECTED SOCIOECONOMIC STATISTICS (Includes both new awards and modifications)					
PREFERENCE PROGRAMS			TYPE OF CONTRACTOR		
CATEGORY	Number of Actions (a)	Total net Dollars (b)	CATEGORY	Number of Actions (a)	Total net Dollars (b)
13. Small Business - Small Purchase Set-Aside	0	0	18. Small Disadvantaged Business	18	60
14. Small Business Set-Aside	0	0	19. Woman-Owned Small Business	85	65
15. Labor Surplus Area Set-Aside	0	0	20. Sheltered Workshop	4	7
16. Combined Labor Surplus/ Small Business Set-Aside	0	0			
17. 8(a) Awards	0	0			

SELECTIVE SERVICE SYSTEM
 Actions Reported Individually on SF279
 Fiscal Year 1990 Through Fourth Quarter

	Actions	Dollars (000)
TOTAL	10	594
CICA APPLICABILITY		
Pre-CICA	1	32
CICA Awards	8	394
Small Purchases	0	0
Subject to Statute other than CICA	1	168
KIND OF CONTRACT ACTION		
Initial Letter Contract	2	56
Def. Contract Superseding Letter	0	0
New Definitive Contract	1	168
Small Purchase Procedure	0	0
Order Under IDC	3	206
Order Under BOA	0	0
Order /Mod Under GSA Schedule	4	164
Order /Mod Under VA Schedule	0	0
Modifications	0	0
Termination for Default	0	0
Termination for Convenience	0	0
SYNOPSIS OF PROCUREMENT PRIOR TO AWARD		
Synopsized Prior to Award	2	174
Not Synopsized Due to Urgency	0	0
Not Synopsized for Other Reason	8	420

FEDERAL PROCUREMENT DATA SYSTEM
SELECTIVE SERVICE SYSTEM
 Actions Reported Individually on SF279
 Fiscal Year 1990 Through Fourth Quarter

	Actions	Dollars (000)
SOLICITATION PROCEDURE		
Full and Open Competition - Sealed Bid	0	0
Full and Open Competition - Comp Proposal	3	230
Full and Open Competition - Combination	0	0
Architect Engineer	0	0
Basic Research	0	0
Multiple Award Schedule	3	108
Alternate Source/Reduced Cost	0	0
Alternate Source/Mobilization	0	0
Alternate Source/Eng R & D	0	0
Set-aside	0	0
Other than Full and Open Competition	2	56
FULL AND OPEN COMPETITION WITH ONLY ONE BIDDER/OFFERER	1	32
AUTHORITY FOR OTHER THAN FULL AND OPEN COMPETITION		
Only One Source	2	56
- Follow-on Contract	2	56
- Utilities (Regulated & Telecommunications)	0	0
Unusual & Compelling Urgency	0	0
Mobilization/Essential R&D	0	0
International Agreement	0	0
Authorized by Statute	0	0
Authorized Resale	0	0
National Security	0	0
Public Interest	0	0
EXTENT COMPETED		
Competed	6	338
Not Available for Competition	1	168
Follow-on to Competed Action	3	88
Not Competed	0	0
TYPE OF CONTRACT		
Fixed Price	10	594
Cost Reimbursement	0	0
Time and Material	0	0
Labor Hour	0	0
TYPE OF CONTRACTOR		
Small Disadvantaged Business	1	168
Other Small Business	3	112
Large Business	6	314
Sheltered Workshops	0	0
Educational & Nonprofit	0	0
State & Local Government	0	0
Foreign Contractor	0	0
Domestic Contractor Performing Outside US	0	0
WOMAN-OWNED SMALL BUSINESS	0	0
PREFERENCE PROGRAMS		
Directed to Sheltered Workshop	0	0
8 (a) Program	1	168
Combined LSA/SB Set-aside	0	0
Small Business Set-aside	0	0
Labor Surplus Area Set-aside	0	0
Tie Bid Preference	0	0
Buy Indian/Self Determination Act	0	0
No Preference Program or Not Listed	9	426
SUBJECT TO LABOR STATUTES		
Walsh Healy Act - Manufacturer	3	132
Walsh Healy Act - Dealer	1	168
Service Contract Act	5	262
Devis Bacon Act	0	0
Not Subject to Above Acts	1	32
PRODUCT OR SERVICE		
Supplies & Equipment	1	32
ADP Equipment, Purchase and Lease	2	105
Research & Development	0	0
Construction	0	0
Architect & Engineering	0	0
Real Property, Purchase & Lease, or Maintenance	0	0
ADP Services	2	200
Other Services	5	257

FEDERAL PROCUREMENT DATA SYSTEM
SMALL BUSINESS ADMINISTRATION
 Actions Reported in Summary on SF281
 Fiscal Year 1990 Through Fourth Quarter

PART I - PRIME CONTRACTS							
PROCUREMENT METHODS	Number of Actions (a)	NET DOLLAR AMOUNTS (000)					
		Small Business Concerns (b)	Large Business Concerns (c)	Domestic Outside U.S./ Foreign (d)	Other Entities (e)	Total Dollars (f)	
1. Tariff or Regulated Acquisitions	10					55	
2. Contracts for Foreign Government or International Organization	0					0	
3. Small Purchases	2,883	853	806	0	4	1,663	
4. Delivery Orders - GSA Schedules Only	1,602	979	1,445	0	15	2,439	
5. Delivery Orders - Other Federal Schedules	137	121	173	0	0	294	
6. Delivery Orders - All Other	151	38	52	0	2	92	
7. Other Procurement Methods	945	464	384	0	0	848	
8. TOTAL NEW AWARDS AND MODIFICATIONS	5,728	2,455	2,860	0	21	5,391	
COMPETITION	9. Competed	2,046	967	1,183	0	4	2,174
	10. Not Competed	1,716	821	834	0	12	1,667
	11. Not Available for Competition	1,966	647	843	0	5	1,550
MODIFICATIONS	12. TOTAL MODIFICATIONS (Excluding Line 3)	206				18	

PART II - SELECTED SOCIOECONOMIC STATISTICS (Includes both new awards and modifications)					
PREFERENCE PROGRAMS			TYPE OF CONTRACTOR		
CATEGORY	Number of Actions (a)	Total net Dollars (b)	CATEGORY	Number of Actions (a)	Total net Dollars (b)
13. Small Business - Small Purchase Set-Aside	158	152	18. Small Disadvantaged Business	22	21
14. Small Business Set-Aside	52	21	19. Woman-Owned Small Business	52	218
15. Labor Surplus Area Set-Aside	6	12	20. Sheltered Workshop	1	0
16. Combined Labor Surplus/ Small Business Set-Aside	0	0			
17. 8(a) Awards	1	6			

SMALL BUSINESS ADMINISTRATION
 Actions Reported Individually on SF279
 Fiscal Year 1990 Through Fourth Quarter

	Actions	Dollars (000)
TOTAL	1	175
CICA APPLICABILITY		
Pre-CICA	0	0
CICA Awards	1	175
Small Purchases	0	0
Subject to Statute other than CICA	0	0
KIND OF CONTRACT ACTION		
Initial Letter Contract	0	0
Def. Contract Superseding Letter	0	0
New Definitive Contract	0	0
Small Purchase Procedure	0	0
Order Under IDC	0	0
Order Under BOA	0	0
Order /Mod Under GSA Schedule	0	0
Order/Mod Under VA Schedule	0	0
Modifications	1	175
Termination for Default	0	0
Termination for Convenience	0	0
SYNOPSIS OF PROCUREMENT PRIOR TO AWARD		
Synopsized Prior to Award	1	175
Not Synopsized Due to Urgency	0	0
Not Synopsized for Other Reason	0	0

FEDERAL PROCUREMENT DATA SYSTEM
SMALL BUSINESS ADMINISTRATION
 Actions Reported Individually on SF279
 Fiscal Year 1990 Through Fourth Quarter

	Actions	Dollars (000)
SOLICITATION PROCEDURE		
Full and Open Competition - Sealed Bid	0	0
Full and Open Competition - Comp Proposal	1	175
Full and Open Competition - Combination	0	0
Architect Engineer	0	0
Basic Research	0	0
Multiple Award Schedule	0	0
Alternate Source/Reduced Cost	0	0
Alternate Source/Mobilization	0	0
Alternate Source/Eng R & D	0	0
Set-aside	0	0
Other than Full and Open Competition	0	0
FULL AND OPEN COMPETITION WITH ONLY ONE BIDDER/OFFERER	0	0
AUTHORITY FOR OTHER THAN FULL AND OPEN COMPETITION		
Only One Source	0	0
- Follow-on Contract	0	0
- Utilities (Regulated & Telecommunications)	0	0
Unusual & Compelling Urgency	0	0
Mobilization/Essential R&D	0	0
International Agreement	0	0
Authorized by Statute	0	0
Authorized Resale	0	0
National Security	0	0
Public Interest	0	0
EXTENT COMPETED		
Competed	1	175
Not Available for Competition	0	0
Follow-on to Completed Action	0	0
Not Completed	0	0
TYPE OF CONTRACT		
Fixed Price	1	175
Cost Reimbursement	0	0
Time and Material	0	0
Labor Hour	0	0
TYPE OF CONTRACTOR		
Small Disadvantaged Business	0	0
Other Small Business	0	0
Large Business	1	175
Sheltered Workshops	0	0
Educational & Nonprofit	0	0
State & Local Government	0	0
Foreign Contractor	0	0
Domestic Contractor Performing Outside US	0	0
WOMAN-OWNED SMALL BUSINESS		
PREFERENCE PROGRAMS		
Directed to Sheltered Workshop	0	0
8 (a) Program	0	0
Combined LSA/SB Set-aside	0	0
Small Business Set-aside	0	0
Labor Surplus Area Set-aside	0	0
Tie Bid Preference	0	0
Buy Indian/Self Determination Act	0	0
No Preference Program or Not Listed	1	175
SUBJECT TO LABOR STATUTES		
Walsh Healy Act - Manufacturer	0	0
Walsh Healy Act - Dealer	0	0
Service Contract Act	0	0
Devis Bacon Act	0	0
Not Subject to Above Acts	1	175
PRODUCT OR SERVICE		
Supplies & Equipment	0	0
ADP Equipment, Purchase and Lease	0	0
Research & Development	0	0
Construction	0	0
Architect & Engineering	0	0
Real Property, Purchase & Lease, or Maintenance	0	0
ADP Services	1	175
Other Services	0	0

FEDERAL PROCUREMENT DATA SYSTEM
SMITHSONIAN INSTITUTION
 Actions Reported in Summary on SF281
 Fiscal Year 1990 Through Fourth Quarter

PART I - PRIME CONTRACTS							
	PROCUREMENT METHODS	Number of Actions (a)	NET DOLLAR AMOUNTS (000)				Total Dollars (f)
			Small Business Concerns (b)	Large Business Concerns (c)	Domestic Outside U.S./ Foreign (d)	Other Entities (e)	
NEW AWARDS AND MODIFICATIONS	1. Tariff or Regulated Acquisitions	0					0
	2. Contracts for Foreign Government or International Organization	0					0
	3. Small Purchases	38,879	23,863	2,230	0	1,088	26,991
	4. Delivery Orders - GSA Schedules Only	1,831	1,886	3,913	0	0	5,799
	5. Delivery Orders - Other Federal Schedules	0	0	0	0	0	0
	6. Delivery Orders - All Other	54	1,688	0	0	0	1,688
	7. Other Procurement Methods	10	8	0	0	8	16
	8. TOTAL NEW AWARDS AND MODIFICATIONS	38,574	27,225	6,143	0	1,106	34,474
COMPETITION	9. Competed	1,869	4,769	1,953	0	0	6,722
	10. Not Competed	34,931	20,206	4,175	0	2	24,383
	11. Not Available for Competition	1,774	2,250	15	0	1,104	3,369
MODIFICATIONS	12. TOTAL MODIFICATIONS (Excluding Line 3)	37					74

PART II - SELECTED SOCIOECONOMIC STATISTICS (Includes both new awards and modifications)					
PREFERENCE PROGRAMS			TYPE OF CONTRACTOR		
CATEGORY	Number of Actions (a)	Total net Dollars (b)	CATEGORY	Number of Actions (a)	Total net Dollars (b)
13. Small Business - Small Purchase Set-Aside	32,886	22,663	18. Small Disadvantaged Business	399	1,116
14. Small Business Set-Aside	0	0	19. Woman-Owned Small Business	381	959
15. Labor Surplus Area Set-Aside	0	0	20. Sheltered Workshop	0	0
16. Combined Labor Surplus/ Small Business Set-Aside	0	0			
17. 8(a) Awards	0	0			

SMITHSONIAN INSTITUTION
 Actions Reported Individually on SF279
 Fiscal Year 1990 Through Fourth Quarter

	Actions	Dollars (000)
TOTAL	299	38,509
CICA APPLICABILITY		
Pre-CICA	4	561
CICA Awards	295	37,948
Small Purchases	0	0
Subject to Statute other than CICA	0	0
KIND OF CONTRACT ACTION		
Initial Letter Contract	2	83
Def. Contract Superseding Letter	1	66
New Definitive Contract	119	29,480
Small Purchase Procedure	0	0
Order Under IDC	1	25
Order Under BOA	0	0
Order /Mod Under GSA Schedule	3	211
Order/Mod Under VA Schedule	0	0
Modifications	173	8,684
Termination for Default	0	0
Termination for Convenience	0	0
SYNOPSIS OF PROCUREMENT PRIOR TO AWARD		
Synopsized Prior to Award	100	16,971
Not Synopsized Due to Urgency	2	83
Not Synopsized for Other Reason	197	21,475

FEDERAL PROCUREMENT DATA SYSTEM
SMITHSONIAN INSTITUTION
 Actions Reported Individually on SF279
 Fiscal Year 1990 Through Fourth Quarter

SOLICITATION PROCEDURE	Actions	Dollars (000)
Full and Open Competition - Sealed Bid	88	15,443
Full and Open Competition - Comp Proposal	62	12,636
Full and Open Competition - Combination	0	0
Architect Engineer	6	789
Basic Research	0	0
Multiple Award Schedule	1	58
Alternate Source/Reduced Cost	0	0
Alternate Source/Mobilization	0	0
Alternate Source/Eng R & D	0	0
Set-aside	0	0
Other than Full and Open Competition	138	9,024
FULL AND OPEN COMPETITION WITH ONLY ONE BIDDER/OFFERER	10	1,212
AUTHORITY FOR OTHER THAN FULL AND OPEN COMPETITION		
Only One Source	124	8,579
- Follow-on Contract	83	6,107
- Utilities (Regulated & Telecommunications)	0	0
Unusual & Compelling Urgency	3	149
Mobilization/Essential R&D	0	0
International Agreement	0	0
Authorized by Statute	11	296
Authorized Resale	0	0
National Security	0	0
Public Interest	0	0
EXTENT COMPETED		
Competed	167	29,604
Not Available for Competition	87	5,309
Follow-on to Competed Action	4	171
Not Competed	41	3,425
TYPE OF CONTRACT		
Fixed Price	298	36,348
Cost Reimbursement	1	161
Time and Material	0	0
Labor Hour	0	0
TYPE OF CONTRACTOR		
Small Disadvantaged Business	59	4,491
Other Small Business	166	19,882
Large Business	66	12,862
Sheltered Workshops	0	0
Educational & Nonprofit	7	936
State & Local Government	0	0
Foreign Contractor	1	338
Domestic Contractor Performing Outside US	0	0
WOMAN-OWNED SMALL BUSINESS	14	1,350
PREFERENCE PROGRAMS		
Directed to Sheltered Workshop	0	0
8 (a) Program	56	3,909
Combined LSA/SB Set-aside	0	0
Small Business Set-aside	3	115
Labor Surplus Area Set-aside	0	0
Tie Bid Preference	0	0
Buy Indian/Self Determination Act	0	0
No Preference Program or Not Listed	240	34,485
SUBJECT TO LABOR STATUTES		
Walsh Healy Act - Manufacturer	7	536
Walsh Healy Act - Dealer	31	1,789
Service Contract Act	34	2,213
Devis Bacon Act	126	27,870
Not Subject to Above Acts	101	6,101
PRODUCT OR SERVICE		
Supplies & Equipment	31	2,671
ADP Equipment, Purchase and Lease	5	190
Research & Development	0	0
Construction	125	27,910
Architect & Engineering	37	1,906
Real Property, Purchase & Lease, or Maintenance	0	0
ADP Services	8	382
Other Services	93	5,450

FEDERAL PROCUREMENT DATA SYSTEM
TENNESSEE VALLEY AUTHORITY
 Actions Reported in Summary on SF281
 Fiscal Year 1990 Through Fourth Quarter

PART I - PRIME CONTRACTS							
	PROCUREMENT METHODS	Number of Actions (a)	NET DOLLAR AMOUNTS (000)				
			Small Business Concerns (b)	Large Business Concerns (c)	Domestic Outside U.S./ Foreign (d)	Other Entities (e)	Total Dollars (f)
NEW AWARDS AND MODIFICATIONS	1. Tariff or Regulated Acquisitions	41,016				13,044	
	2. Contracts for Foreign Government or International Organization	0				0	
	3. Small Purchases	42,425	81,090	21,197	221	514	103,022
	4. Delivery Orders - GSA Schedules Only	0	0	0	0	0	0
	5. Delivery Orders - Other Federal Schedules	0	0	0	0	0	0
	6. Delivery Orders - All Other	0	0	0	0	0	0
	7. Other Procurement Methods	0	0	0	0	0	0
	8. TOTAL NEW AWARDS AND MODIFICATIONS	83,441	81,090	21,197	221	514	116,066
COMPETITION	9. Competed	42,006	80,242	20,792	211	268	101,533
	10. Not Competed	419	848	405	10	226	1,489
	11. Not Available for Competition	41,016	0	0	0	0	13,044
MODIFICATIONS	12. TOTAL MODIFICATIONS (Excluding Line 3)	0					0

PART II - SELECTED SOCIOECONOMIC STATISTICS (Includes both new awards and modifications)					
PREFERENCE PROGRAMS			TYPE OF CONTRACTOR		
CATEGORY	Number of Actions (a)	Total net Dollars (b)	CATEGORY	Number of Actions (a)	Total net Dollars (b)
13. Small Business - Small Purchase Set-Aside	131	69	18. Small Disadvantaged Business	7,347	11,879
14. Small Business Set-Aside	0	0	19. Woman-Owned Small Business	3,889	6,033
15. Labor Surplus Area Set-Aside	0	0	20. Sheltered Workshop	0	0
16. Combined Labor Surplus/ Small Business Set-Aside	0	0			
17. 8(a) Awards	0	0			

TENNESSEE VALLEY AUTHORITY
 Actions Reported Individually on SF279
 Fiscal Year 1990 Through Fourth Quarter

	Actions	Dollars (000)
TOTAL	2,038	1,883,773
CICA APPLICABILITY		
Pre-CICA	9	4,382
CICA Awards	2,011	1,962,420
Small Purchases	0	0
Subject to Statute other than CICA	18	16,971
KIND OF CONTRACT ACTION		
Initial Letter Contract	1	40
Def. Contract Superseding Letter	0	0
New Definitive Contract	1,525	1,884,634
Small Purchase Procedure	0	0
Order Under IDC	0	0
Order Under BOA	0	0
Order /Mod Under GSA Schedule	11	578
Order/Mod Under VA Schedule	0	0
Modifications	501	98,521
Termination for Default	0	0
Termination for Convenience	0	0
SYNOPSIS OF PROCUREMENT PRIOR TO AWARD		
Synopsized Prior to Award	711	1,618,799
Not Synopsized Due to Urgency	110	18,910
Not Synopsized for Other Reason	1,217	346,064

FEDERAL PROCUREMENT DATA SYSTEM
TENNESSEE VALLEY AUTHORITY
 Actions Reported Individually on SF279
 Fiscal Year 1990 Through Fourth Quarter

SOLICITATION PROCEDURE	Actions	Dollars (000)
Full and Open Competition - Sealed Bid	1,422	1,761,545
Full and Open Competition - Comp Proposal	312	145,904
Full and Open Competition - Combination	12	1,981
Architect Engineer	1	952
Basic Research	0	0
Multiple Award Schedule	10	428
Alternate Source/Reduced Cost	0	0
Alternate Source/Mobilization	0	0
Alternate Source/Eng R & D	0	0
Set-aside	1	54
Other than Full and Open Competition	253	51,558
FULL AND OPEN COMPETITION WITH ONLY ONE BIDDER/OFFERER	110	35,681
AUTHORITY FOR OTHER THAN FULL AND OPEN COMPETITION		
Only One Source	134	30,985
- Follow-on Contract	1	54
- Utilities (Regulated & Telecommunications)	0	0
Unusual & Compelling Urgency	111	19,006
Mobilization/Essential R&D	0	0
International Agreement	0	0
Authorized by Statute	8	1,567
Authorized Resale	0	0
National Security	0	0
Public Interest	0	0
EXTENT COMPETED		
Competed	1,789	1,934,385
Not Available for Competition	8	1,855
Follow-on to Competed Action	0	0
Not Competed	243	47,723
TYPE OF CONTRACT		
Fixed Price	1,968	1,835,272
Cost Reimbursement	7	15,330
Time and Material	0	0
Labor Hour	63	33,171
TYPE OF CONTRACTOR		
Small Disadvantaged Business	69	61,115
Other Small Business	1,108	1,188,987
Large Business	848	752,543
Sheltered Workshops	1	54
Educational & Nonprofit	3	101
State & Local Government	9	963
Foreign Contractor	0	0
Domestic Contractor Performing Outside US	0	0
WOMAN-OWNED SMALL BUSINESS	27	3,020
PREFERENCE PROGRAMS		
Directed to Sheltered Workshop	1	54
8 (a) Program	5	1,175
Combined LSA/SB Set-aside	0	0
Small Business Set-aside	4	83
Labor Surplus Area Set-aside	342	1,471,395
Tie Bid Preference	0	0
Buy Indian/Self Determination Act	0	0
No Preference Program or Not Listed	1,696	511,066
SUBJECT TO LABOR STATUTES		
Walsh Healy Act - Manufacturer	382	1,483,681
Walsh Healy Act - Dealer	29	27,347
Service Contract Act	0	0
Devis Bacon Act	0	0
Not Subject to Above Acts	1,627	472,745
PRODUCT OR SERVICE		
Supplies & Equipment	1,671	1,789,794
ADP Equipment, Purchase and Lease	61	37,400
Research & Development	0	0
Construction	113	34,749
Architect & Engineering	9	12,032
Real Property, Purchase & Lease, or Maintenance	5	3,969
ADP Services	6	897
Other Services	173	124,932

FEDERAL PROCUREMENT DATA SYSTEM
UNITED STATES ARMS CONTROL AND DISARMAMENT AGENCY
 Actions Reported in Summary on SF281
 Fiscal Year 1990 Through Fourth Quarter

PART I - PRIME CONTRACTS						
PROCUREMENT METHODS	Number of Actions (a)	NET DOLLAR AMOUNTS (000)				
		Small Business Concerns (b)	Large Business Concerns (c)	Domestic Outside U.S./ Foreign (d)	Other Entities (e)	Total Dollars (f)
1. Tariff or Regulated Acquisitions	0					0
2. Contracts for Foreign Government or International Organization	0					0
3. Small Purchases	78	137	82	0	0	219
4. Delivery Orders - GSA Schedules Only	10	3	21	0	0	24
5. Delivery Orders - Other Federal Schedules	0	0	0	0	0	0
6. Delivery Orders - All Other	7	15	77	0	0	92
7. Other Procurement Methods	4	29	10	0	0	39
8. TOTAL NEW AWARDS AND MODIFICATIONS	99	184	190	0	0	374
9. Competed	37	34	117	0	0	151
10. Not Competed	60	122	73	0	0	195
11. Not Available for Competition	2	28	0	0	0	28
12. TOTAL MODIFICATIONS (Excluding Line 3)	1					13

PART II - SELECTED SOCIOECONOMIC STATISTICS (Includes both new awards and modifications)					
PREFERENCE PROGRAMS			TYPE OF CONTRACTOR		
CATEGORY	Number of Actions (a)	Total net Dollars (b)	CATEGORY	Number of Actions (a)	Total net Dollars (b)
13. Small Business - Small Purchase Set-Aside	0	0	18. Small Disadvantaged Business	2	9
14. Small Business Set-Aside	2	30	19. Woman-Owned Small Business	2	14
15. Labor Surplus Area Set-Aside	0	0	20. Sheltered Workshop	0	0
16. Combined Labor Surplus/ Small Business Set-Aside	0	0			
17. 8(a) Awards	0	0			

UNITED STATES ARMS CONTROL AND DISARMAMENT AGENCY
 Actions Reported Individually on SF279
 Fiscal Year 1990 Through Fourth Quarter

	Actions	Dollars (000)
TOTAL	9	1,152
CICA APPLICABILITY		
Pre-CICA	0	0
CICA Awards	9	1,152
Small Purchases	0	0
Subject to Statute other than CICA	0	0
KIND OF CONTRACT ACTION		
Initial Letter Contract	0	0
Def. Contract Superseding Letter	0	0
New Definitive Contract	0	0
Small Purchase Procedure	0	0
Order Under IDC	4	190
Order Under BOA	0	0
Order /Mod Under GSA Schedule	0	0
Order/Mod Under VA Schedule	0	0
Modifications	5	962
Termination for Default	0	0
Termination for Convenience	0	0
SYNOPSIS OF PROCUREMENT PRIOR TO AWARD		
Synopsized Prior to Award	6	1,012
Not Synopsized Due to Urgency	0	0
Not Synopsized for Other Reason	3	140

FEDERAL PROCUREMENT DATA SYSTEM
UNITED STATES ARMS CONTROL AND DISARMAMENT AGENCY
 Actions Reported Individually on SF279
 Fiscal Year 1990 Through Fourth Quarter

	Actions	Dollars (000)
SOLICITATION PROCEDURE		
Full and Open Competition - Sealed Bid	0	0
Full and Open Competition - Comp Proposal	4	934
Full and Open Competition - Combination	0	0
Architect Engineer	0	0
Basic Research	0	0
Multiple Award Schedule	0	0
Alternate Source/Reduced Cost	0	0
Alternate Source/Mobilization	0	0
Alternate Source/Eng R & D	0	0
Set-aside	3	118
Other than Full and Open Competition	2	100
FULL AND OPEN COMPETITION WITH ONLY ONE BIDDER/OFFERER	3	118
AUTHORITY FOR OTHER THAN FULL AND OPEN COMPETITION		
Only One Source	0	0
- Follow-on Contract	0	0
- Utilities (Regulated & Telecommunications)	0	0
Unusual & Compelling Urgency	0	0
Mobilization/Essential R&D	0	0
International Agreement	0	0
Authorized by Statute	2	100
Authorized Resale	0	0
National Security	0	0
Public Interest	0	0
EXTENT COMPLETED		
Completed	7	1,052
Not Available for Competition	2	100
Follow-on to Completed Action	0	0
Not Completed	0	0
TYPE OF CONTRACT		
Fixed Price	3	140
Cost Reimbursement	0	0
Time and Material	2	100
Labor Hour	4	912
TYPE OF CONTRACTOR		
Small Disadvantaged Business	2	100
Other Small Business	3	118
Large Business	4	934
Sheltered Workshops	0	0
Educational & Nonprofit	0	0
State & Local Government	0	0
Foreign Contractor	0	0
Domestic Contractor Performing Outside US	0	0
WOMAN-OWNED SMALL BUSINESS	0	0
PREFERENCE PROGRAMS		
Directed to Sheltered Workshop	0	0
8 (a) Program	2	100
Combined LSA/SB Set-aside	0	0
Small Business Set-aside	3	118
Labor Surplus Area Set-aside	0	0
Tie Bid Preference	0	0
Buy Indian/Self Determination Act	0	0
No Preference Program or Not Listed	4	934
SUBJECT TO LABOR STATUTES		
Walsh Healy Act - Manufacturer	0	0
Walsh Healy Act - Dealer	0	0
Service Contract Act	6	1,012
Devis Bacon Act	0	0
Not Subject to Above Acts	3	140
PRODUCT OR SERVICE		
Supplies & Equipment	0	0
ADP Equipment, Purchase and Lease	0	0
Research & Development	0	0
Construction	0	0
Architect & Engineering	0	0
Real Property, Purchase & Lease, or Maintenance	0	0
ADP Services	6	1,012
Other Services	3	140

FEDERAL PROCUREMENT DATA SYSTEM
UNITED STATES ARMS CONTROL AND DISARMAMENT AGENCY
 Actions Reported Individually on SF279
 Fiscal Year 1990 Through Fourth Quarter

	Actions	Dollars (000)
SOLICITATION PROCEDURE		
Full and Open Competition - Sealed Bid	0	0
Full and Open Competition - Comp Proposal	4	934
Full and Open Competition - Combination	0	0
Architect Engineer	0	0
Basic Research	0	0
Multiple Award Schedule	0	0
Alternate Source/Reduced Cost	0	0
Alternate Source/Mobilization	0	0
Alternate Source/Eng R & D	0	0
Set-aside	3	118
Other than Full and Open Competition	2	100
FULL AND OPEN COMPETITION WITH ONLY ONE BIDDER/OFFERER	3	118
AUTHORITY FOR OTHER THAN FULL AND OPEN COMPETITION		
Only One Source	0	0
- Follow-on Contract	0	0
- Utilities (Regulated & Telecommunications)	0	0
Unusual & Compelling Urgency	0	0
Mobilization/Essential R&D	0	0
International Agreement	0	0
Authorized by Statute	2	100
Authorized Resale	0	0
National Security	0	0
Public Interest	0	0
EXTENT COMPETED		
Competed	7	1,052
Not Available for Competition	2	100
Follow-on to Competed Action	0	0
Not Competed	0	0
TYPE OF CONTRACT		
Fixed Price	3	140
Cost Reimbursement	0	0
Time and Material	2	100
Labor Hour	4	912
TYPE OF CONTRACTOR		
Small Disadvantaged Business	2	100
Other Small Business	3	118
Large Business	4	934
Sheltered Workshops	0	0
Educational & Nonprofit	0	0
State & Local Government	0	0
Foreign Contractor	0	0
Domestic Contractor Performing Outside US	0	0
WOMAN-OWNED SMALL BUSINESS		
PREFERENCE PROGRAMS		
Directed to Sheltered Workshop	0	0
8 (a) Program	2	100
Combined LSA/SB Set-aside	0	0
Small Business Set-aside	3	118
Labor Surplus Area Set-aside	0	0
Tie Bid Preference	0	0
Buy Indian/Self Determination Act	0	0
No Preference Program or Not Listed	4	934
SUBJECT TO LABOR STATUTES		
Walsh Healy Act - Manufacturer	0	0
Walsh Healy Act - Dealer	0	0
Service Contract Act	6	1,012
Davis Bacon Act	0	0
Not Subject to Above Acts	3	140
PRODUCT OR SERVICE		
Supplies & Equipment	0	0
ADP Equipment, Purchase and Lease	0	0
Research & Development	0	0
Construction	0	0
Architect & Engineering	0	0
Real Property, Purchase & Lease, or Maintenance	0	0
ADP Services	6	1,012
Other Services	3	140

FEDERAL PROCUREMENT DATA SYSTEM
UNITED STATES INFORMATION AGENCY
 Actions Reported in Summary on SF281
 Fiscal Year 1990 Through Fourth Quarter

PART I - PRIME CONTRACTS							
	PROCUREMENT METHODS	Number of Actions (a)	NET DOLLAR AMOUNTS (000)				Total Dollars (f)
			Small Business Concerns (b)	Large Business Concerns (c)	Domestic Outside U.S./ Foreign (d)	Other Entities (e)	
NEW AWARDS AND MODIFICATIONS	1. Tariff or Regulated Acquisitions	246					787
	2. Contracts for Foreign Government or International Organization	0					0
	3. Small Purchases	18,503	14,026	3,527	252	203	18,008
	4. Delivery Orders - GSA Schedules Only	3,093	2,445	4,758	0	35	7,238
	5. Delivery Orders - Other Federal Schedules	1,042	1,388	649	0	32	2,069
	6. Delivery Orders - All Other	1,307	3,417	1,757	13	2	5,189
	7. Other Procurement Methods	12	24	0	0	24	48
	8. TOTAL NEW AWARDS AND MODIFICATIONS	24,203	21,300	10,891	265	296	33,339
COMPETITION	9. Competed	6,281	10,026	3,333	131	24	13,514
	10. Not Competed	12,542	7,872	6,506	134	223	14,735
	11. Not Available for Competition	5,380	3,402	852	0	49	5,080
MODIFICATIONS	12. TOTAL MODIFICATIONS (Excluding Line 3)	0					0

PART II - SELECTED SOCIOECONOMIC STATISTICS (Includes both new awards and modifications)					
PREFERENCE PROGRAMS			TYPE OF CONTRACTOR		
CATEGORY	Number of Actions (a)	Total net Dollars (b)	CATEGORY	Number of Actions (a)	Total net Dollars (b)
13. Small Business - Small Purchase Set-Aside	10,565	11,460	18. Small Disadvantaged Business	776	1,259
14. Small Business Set-Aside	549	1,544	19. Woman-Owned Small Business	1,492	1,175
15. Labor Surplus Area Set-Aside	0	0	20. Sheltered Workshop	4	2
16. Combined Labor Surplus/ Small Business Set-Aside	0	0			
17. 8(a) Awards	126	512			

UNITED STATES INFORMATION AGENCY
 Actions Reported Individually on SF279
 Fiscal Year 1990 Through Fourth Quarter

	Actions	Dollars (000)
TOTAL	423	78,779
CICA APPLICABILITY		
Pre-CICA	100	11,839
CICA Awards	323	64,940
Small Purchases	0	0
Subject to Statute other than CICA	0	0
KIND OF CONTRACT ACTION		
Initial Letter Contract	2	150
Def. Contract Superseding Letter	4	301
New Definitive Contract	74	15,794
Small Purchase Procedure	0	0
Order Under IDC	96	10,079
Order Under BOA	3	785
Order/Mod Under GSA Schedule	58	2,526
Order/Mod Under VA Schedule	0	0
Modifications	187	47,126
Termination for Default	1	38
Termination for Convenience	0	0
SYNOPSIS OF PROCUREMENT PRIOR TO AWARD		
Synopsized Prior to Award	186	54,190
Not Synopsized Due to Urgency	15	3,134
Not Synopsized for Other Reason	222	19,455

FEDERAL PROCUREMENT DATA SYSTEM
UNITED STATES INFORMATION AGENCY
 Actions Reported Individually on SF279
 Fiscal Year 1990 Through Fourth Quarter

	Actions	Dollars (000)
SOLICITATION PROCEDURE		
Full and Open Competition - Sealed Bid	59	2,670
Full and Open Competition - Comp Proposal	98	12,263
Full and Open Competition - Combination	8	33,982
Architect Engineer	16	607
Basic Research	0	0
Multiple Award Schedule	32	1,328
Alternate Source/Reduced Cost	0	0
Alternate Source/Mobilization	0	0
Alternate Source/Eng R & D	0	0
Set-aside	4	215
Other than Full and Open Competition	106	13,895
FULL AND OPEN COMPETITION WITH ONLY ONE BIDDER/OFFERER	24	939
AUTHORITY FOR OTHER THAN FULL AND OPEN COMPETITION		
Only One Source	40	5,330
- Follow-on Contract	6	467
- Utilities (Regulated & Telecommunications)	1	43
Unusual & Compelling Urgency	17	3,430
Mobilization/Essential R&D	0	0
International Agreement	3	2,128
Authorized by Statute	46	3,009
Authorized Resale	0	0
National Security	0	0
Public Interest	0	0
EXTENT COMPETED		
Competed	231	54,851
Not Available for Competition	117	7,896
Follow-on to Competed Action	6	467
Not Competed	69	13,565
TYPE OF CONTRACT		
Fixed Price	409	74,928
Cost Reimbursement	4	425
Time and Material	4	219
Labor Hour	6	1,207
TYPE OF CONTRACTOR		
Small Disadvantaged Business	48	3,181
Other Small Business	105	38,365
Large Business	247	22,086
Sheltered Workshops	0	0
Educational & Nonprofit	3	183
State & Local Government	2	1,947
Foreign Contractor	17	11,017
Domestic Contractor Performing Outside US	1	20
WOMAN-OWNED SMALL BUSINESS	12	867
PREFERENCE PROGRAMS		
Directed to Sheltered Workshop	0	0
8 (a) Program	46	3,037
Combined LSA/SB Set-aside	3	280
Small Business Set-aside	12	460
Labor Surplus Area Set-aside	2	69
Tie Bid Preference	0	0
Buy Indian/Self Determination Act	0	0
No Preference Program or Not Listed	360	72,933
SUBJECT TO LABOR STATUTES		
Walsh Healy Act - Manufacturer	133	17,063
Walsh Healy Act - Dealer	41	30,773
Service Contract Act	58	3,317
Davis Bacon Act	9	804
Not Subject to Above Acts	182	24,822
PRODUCT OR SERVICE		
Supplies & Equipment	126	40,505
ADP Equipment, Purchase and Lease	29	1,084
Research & Development	0	0
Construction	28	1,785
Architect & Engineering	17	857
Real Property, Purchase & Lease, or Maintenance	4	270
ADP Services	51	5,737
Other Services	168	28,581