



# Federal Procurement Data System



## FEDERAL PROCUREMENT REPORT

Fiscal Year 1989 through Fourth Quarter  
(October 1, 1988 through September 30, 1989)

Prepared By  
U.S. General Services Administration  
Federal Procurement Data Center  
Executive Agent for  
Office of Management and Budget  
Office of Federal Procurement Policy

OFFICE OF COMMODITY MANAGEMENT  
 SCHEDULE PURCHASES BY AGENCY  
 FY 1989

AGENCY	OVER \$25,000		UNDER \$25,000		GRAND TOTAL		% OF TOTAL PURCHASES
	\$ VALUE (000)	# ACTIONS	\$ VALUE (000)	# ACTIONS	\$ VALUE (000)	# ACTIONS	
AGRICULTURE	3,166	78	86,854	119,045	90,020	119,123	2.9%
COMMERCE	16,846	255	37,264	17,682	54,110	17,937	1.7%
DEFENSE	724,702	10,272	966,016	473,416	1,690,718	483,688	54.6%
EDUCATION	2,050	27	2,227	2,318	4,277	2,345	0.1%
ENERGY	7,712	358	17,674	5,351	27,386	5,709	0.9%
EPA	0	0	0	0	0	0	0.0%
GSA	59,897	881	0	0	59,897	881	1.9%
HHS	0	0	156,495	128,120	156,495	128,120	5.1%
HUD	3,061	21	9,636	4,422	12,697	4,443	0.4%
INTERIOR	12,377	346	96,582	65,810	108,959	66,156	3.5%
JUSTICE	58,086	447	93,315	52,133	151,401	52,580	4.9%
LABOR	1,535	29	14,124	8,153	15,659	8,182	0.5%
NASA	30,289	597	46,614	11,192	76,903	11,789	2.5%
STATE	11,679	196	10,063	2,626	21,742	2,822	0.7%
TRANSPORTATION	6,738	111	97,487	39,323	104,225	39,434	3.4%
TREASURY	38,403	386	71,983	32,595	110,386	32,981	3.6%
TVA	1,215	4	0	0	1,215	4	0.0%
VA	179,634	789	162,448	110,988	342,082	111,777	11.1%
OTHER	19,439	336	47,888	22,791	67,327	23,127	2.2%
SUBTOTAL	1,159,390	14,797	1,868,782	1,073,174	3,028,172	1,087,971	97.8%
PERCENT OF TOTAL	98.4%	97.8%	97.5%	97.9%	97.8%	97.9%	
TOTAL	1,178,829	15,133	1,916,670	1,095,965	3,095,499	1,111,098	
% OF GRAND TOTAL	38.1%	1.4%	61.9%	98.6%			

NOTE: REFLECTS DATA FOR GSA SCHEDULES ONLY.  
 DUE TO REDESIGN, THE INFORMATION CONTAINED IN FPDS MAY NOT BE REFLECTIVE OF THE TOTAL CONTRACT DOLLARS AWARDED IN FY 1989

2/26/91  
 AGEN89

## FOREWARD

Public Law 93-400 requires that the Office of Management and Budget (OMB), Office of Federal Procurement Policy (OFPP), "...establish a system for collecting, developing, and disseminating procurement data which takes into account the needs of the Congress, the Executive branch, and the private sector." Under the guidance of OFPP, design of the Federal Procurement Data System (FPDS) was completed in early 1978 and data collection began October 1, 1978. The Federal Procurement Data Center was established to operate the system. The Center provides a central point to respond to the requirements of the legislative, executive, and judicial branches of Government as well as the private sector.

The Federal Procurement Data Center produces reports which examine various aspects and impacts of the Federal acquisition process. The data can be used for geographical analysis, market analysis, and analysis of the impact of congressional and presidential initiatives in socio-economic areas such as small business. The data are also a reliable basis for measuring and assessing the impact of federal acquisition policy and management improvement.

Basic acquisition data will be published annually in the "FPDS Federal Procurement Report" formerly known as the FDPS Standard Report. Quarterly data will be available on tape and special reports to meet specific data requirements can be produced on demand.

Further information regarding the Federal Procurement Data System reports or capabilities can be obtained from the General Services Administration, Automated External Information Division, Federal Procurement Data Center, ROB, Room 5652, Washington, DC 20407 or by calling area code (202) 401-1529.

## HOW VALID IS FPDS DATA ?

The "Agency Reporting Performance" chart displays each reporting activity's procurement dollars as submitted into the Federal Procurement Data System (FPDS). All dollars shown on the chart reflect the absolute dollar value of actions reported. For example, an agency submitting three records, one award (obligation) of \$20,000, one deobligation of \$12,000 against a previously reported contract, and one invalid transaction of \$10,000 would appear on the charts as follows:

	Total \$(000)	Total Invalid (\$000)	Previous Quarters
Agency X .....	\$42	\$10	\$0

(Note: Total \$ includes all transactions reported during the current report period, timely or untimely, valid or invalid.)

The absolute dollar value of each record is utilized to provide a meaningful index of the total effect on the FPDS master file. However, because this is the only place in the report where absolute values are reflected, the figures in this chart and those in the rest of the report are not comparable.

The total invalid dollars column includes those records that fail to pass FPDS system edits and are not entered into the master file. Agencies had 30 days to correct their invalid transactions, and only those records which are not corrected in time for inclusions in this publication are reflected in the invalid dollars total.

Previous Quarters' Dollars column includes any records submitted during the current reporting quarter for actions which occurred during a previous quarter, and changes or correction to records already in the FPDS master file. Separate totals for action completed during the current fiscal year and for the year-to-date totals in the report will reflect all reported actions which occurred during the current fiscal year. Most actions submitted subsequent to the fiscal year in which they occurred will not be reflected in the FPDS report. FPDS historical master files are updated with all records such that any special reports produced reflect the latest data.

FEDERAL PROCUREMENT DATA SYSTEM  
**AGENCY REPORTING PERFORMANCE FOR CURRENT FISCAL PERIOD**  
 Actions Reported Individually on SF279  
 Fiscal Year 1989 Through Fourth Quarter

	Total Dollars Submitted (000)	Total Invalld Dollars	Previous Quarters' Dollars		
			Current Fiscal Year	Previous Fiscal Year	Total (000)
<b>TOTAL FEDERAL</b>	0	0	0	0	0
Executive Office of the President	0	0	0	0	0
Department of Agriculture	0	0	0	0	0
Department of Commerce	0	0	0	0	0
Department of Defense	0	0	0	0	0
Department of Education	0	0	0	0	0
Department of Energy	0	0	0	0	0
Department of Health and Human Services	0	0	0	0	0
Department of Housing and Urban Development	0	0	0	0	0
Department of the Interior	0	0	0	0	0
Department of Justice	0	0	0	0	0
Department of Labor	0	0	0	0	0
Department of State	0	0	0	0	0
Department of Transportation	0	0	0	0	0
Department of the Treasury	0	0	0	0	0
Department of Veterans Affairs	0	0	0	0	0
Action	0	0	0	0	0
Administrative Conference of the U.S.	0	0	0	0	0
Agency for International Development	0	0	0	0	0
American Battle Monuments Commission	0	0	0	0	0
Board for International Broadcasting	0	0	0	0	0
Commission on Civil Rights	0	0	0	0	0
Commodity Futures Trading Commission	0	0	0	0	0
Consumer Product Safety Commission	0	0	0	0	0
Environmental Protection Agency	0	0	0	0	0
Equal Employment Opportunity Commission	0	0	0	0	0
Federal Communications Commission	0	0	0	0	0
Federal Election Commission	0	0	0	0	0
Federal Emergency Management Agency	0	0	0	0	0
Federal Labor Relations Authority	0	0	0	0	0
Federal Maritime Commission	0	0	0	0	0
Federal Mediation and Conciliation Service	0	0	0	0	0
Federal Mine Safety and Health Review Commission	0	0	0	0	0
Federal Trade Commission	0	0	0	0	0
General Services Administration	0	0	0	0	0
International Trade Commission	0	0	0	0	0
Interstate Commerce Commission	0	0	0	0	0
Merit Systems Protection Board	0	0	0	0	0
National Aeronautics and Space Administration	0	0	0	0	0
National Archives and Records Administration	0	0	0	0	0
National Capital Planning Commission	0	0	0	0	0
National Foundation on the Arts	0	0	0	0	0
National Foundation on the Humanities	0	0	0	0	0
National Gallery of Art	0	0	0	0	0
National Labor Relations Board	0	0	0	0	0
National Mediation Board	0	0	0	0	0
National Science Foundation	0	0	0	0	0
National Transportation Safety Board	0	0	0	0	0
Nuclear Regulatory Commission	0	0	0	0	0
Occupational Safety and Health Review Commission	0	0	0	0	0
Office of Personnel Management	0	0	0	0	0
Peace Corps	0	0	0	0	0
Pennsylvania Avenue Development Corporation	0	0	0	0	0
Railroad Retirement Board	0	0	0	0	0
Securities and Exchange Commission	0	0	0	0	0
Selective Service System	0	0	0	0	0
Small Business Administration	0	0	0	0	0
Smithsonian Institution	0	0	0	0	0
Tennessee Valley Authority	0	0	0	0	0
United States Arms Control and Disarmament Agency	0	0	0	0	0
United States Information Agency	0	0	0	0	0

Figures Are the Sum of the Absolute Values

TABLE OF CONTENTS

FORWARD . . . . . i

HOW VALID IS FPDS DATA . . . . . ii

AGENCY REPORTING PERFORMANCE . . . . . iii

FEDERAL PROCUREMENT HISTORY . . . . . vi

HIGHLIGHTS . . . . . vii

**SECTION I - TOTAL FEDERAL VIEW . . . . . 1**

    A. Federal Contract Actions & Dollars . . . . . 2

    B. SF 279/SF 281 Comparisons . . . . . 4

    C. Contract Dollars by Exec. Dept. & Agencies . . . . . 5

    D. Federal Procurement by Major PSC . . . . . 6

    E. Federal Procurement by R&D . . . . . 7

    F. Federal Procurement by Other Services & Construction . . . . . 7

    G. Federal Procurement by Supplies & Equipment . . . . . 8

    H. Federal Procurement by SIC . . . . . 10

    I. Federal Procurement by Percentage of Competition . . . . . 12

    J. Federal Procurement Comparison of Pre- and Post-CICA Action . . . . . 12

    K. Federal Procurement Competition Statistics . . . . . 13

    L. Federal Procurement Top 100 Contractors . . . . . 14

    M. Federal Procurement Top 10 Contractors by PSC . . . . . 16

**SECTION II - GEOGRAPHIC VIEWS . . . . . 19**

    A. Federal Procurement by State Summary . . . . . 20

    B. Federal Procurement by Top 10 States for Last 5 Years . . . . . 21

    C. STATE SNAPSHOTS:

        1. Alabama . . . . . 22

        2. Alaska . . . . . 23

        3. Arizona . . . . . 24

        4. Arkansas . . . . . 25

        5. California . . . . . 26

        6. Colorado . . . . . 27

        7. Connecticut . . . . . 28

        8. Delaware . . . . . 29

        9. District of Columbia . . . . . 30

        10. Florida . . . . . 31

        11. Georgia . . . . . 32

        12. Hawaii . . . . . 33

        13. Idaho . . . . . 34

        14. Illinois . . . . . 35

        15. Indiana . . . . . 36

        16. Iowa . . . . . 37

        17. Kansas . . . . . 38

        18. Kentucky . . . . . 39

        19. Louisiana . . . . . 40

        20. Maine . . . . . 41

        21. Maryland . . . . . 42

        22. Massachusetts . . . . . 43

        23. Michigan . . . . . 44

        24. Minnesota . . . . . 45

        25. Missouri . . . . . 46

        26. Mississippi . . . . . 47

        27. Montana . . . . . 48

        28. Nebraska . . . . . 49

        29. Nevada . . . . . 50

        30. New Hampshire . . . . . 51

        31. New Jersey . . . . . 52

        32. New Mexico . . . . . 53

        33. New York . . . . . 54

        34. North Carolina . . . . . 55

        35. North Dakota . . . . . 56

        36. Ohio . . . . . 57

        37. Oklahoma . . . . . 58

        38. Oregon . . . . . 59

        39. Pennsylvania . . . . . 60

        40. Rhode Island . . . . . 61

        41. South Carolina . . . . . 62

        42. South Dakota . . . . . 63

        43. Tennessee . . . . . 64

        44. Texas . . . . . 65

        45. Utah . . . . . 66

        46. Vermont . . . . . 67

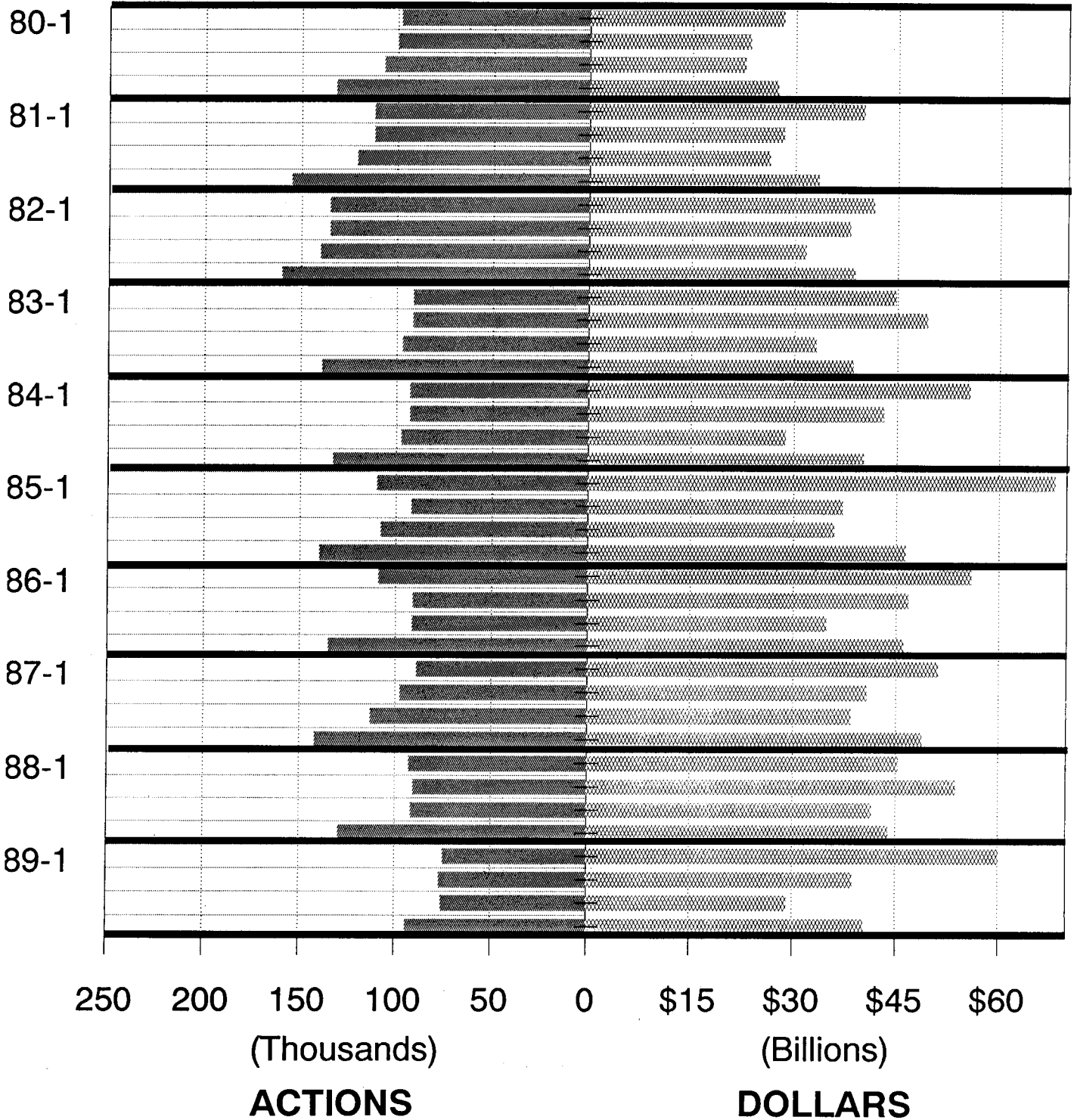
        47. Virginia . . . . . 68

TABLE OF CONTENTS - Continued

48.	Washington	69
49.	West Virginia	70
50.	Wisconsin	71
51.	Wyoming	72
<b>SECTION III - AGENCY VIEWS</b>		
A.	Total Federal Snapshot Report	73
B.	Agency Snapshot Reports	74
1.	Executive Office of the President	76
2.	Department of Agriculture	78
3.	Department of Commerce	80
4.	Department of Defense	82
5.	Department of Education	84
6.	Department of Energy	86
7.	Department of Health and Human Services	88
8.	Department of Housing and Urban Development	90
9.	Department of the Interior	92
10.	Department of Justice	94
11.	Department of Labor	96
12.	Department of State	98
13.	Department of Transportation	100
14.	Department of the Treasury	102
15.	Department of Veterans Affairs	104
16.	Action	106
17.	Administrative Conference of the US	108
18.	Agency for International Development	110
19.	American Battle Monuments Commission	112
20.	Board for International Broadcasting	114
21.	Commission on Civil Rights	116
22.	Commodity Future Trading Commission	118
23.	Consumer Product Safety Commission	120
24.	Environmental Protection Agency	122
25.	Equal Employment Opportunity Commission	124
26.	Federal Communications Commission	126
27.	Federal Election Commission	128
28.	Federal Emergency Management Agency	130
29.	Federal Labor Relations Authority	132
30.	Federal Maritime Commission	134
31.	Federal Mediation & Conciliation Service	136
32.	Federal Mine Safety & Health Review Commission	138
33.	Federal Trade Commission	140
34.	General Services Administration	142
35.	International Trade Commission	144
36.	Interstate Commerce Commission	146
37.	Merit System Protection Board	148
38.	National Aeronautics & Space Administration	150
39.	National Archives and Records Administration	152
40.	National Capital Planning Commission	156
41.	National Foundation on the Arts	158
42.	National Foundation on the Humanities	160
43.	National Gallery of Art	160
44.	National Labor Relations Board	162
45.	National Mediation Board	164
46.	National Science Foundation	166
47.	National Transportation Safety Board	168
48.	Nuclear Regulatory Commission	170
49.	Occupational Safety and Health Review Commission	172
50.	Office of Personnel Management	174
51.	Peace Corps	176
52.	Pennsylvania Avenue Development Corporation	178
53.	Railroad Retirement Board	180
54.	Securities Exchange Commission	182
55.	Selective Service System	184
56.	Small Business Administration	186
57.	Smithsonian Institution	188
58.	Tennessee Valley Authority	190
59.	United States Arms Control and Disarmament Agency	192
60.	United States Information Agency	194

FEDERAL PROCUREMENT DATA SYSTEM  
**FEDERAL PROCUREMENT HISTORY**  
 Actions Reported Individually on SF279  
 Fiscal Year 1989 Through Fourth Quarter

Fiscal Year  
 Quarterly Report  
 Periods





## HIGHLIGHTS

After 10 years of data collection, the FPDS has been redesigned to reflect the changing needs for information. Beginning with this edition, the FPDS Standard Report has been renamed "The FPDS Federal Procurement Report". An annual report will be published, but quarterly data will be available on tape.

Due to the redesign, the information contained in this report may not be reflective of the total contract dollars awarded in FY-1989. Further, due to rounding, dollars on the charts may not equal the TOTAL DOLLAR figure, and percentages may not total 100 percent.

Since the FPDS Federal Procurement Report is current as of the date of issuance and all older reports are obsolete, FPDC will not maintain prior issuances for either distribution or for reference.



**SECTION I**

**TOTAL FEDERAL VIEW**

FEDERAL PROCUREMENT DATA SYSTEM  
**FEDERAL CONTRACT ACTIONS AND DOLLARS  
 BY EXECUTIVE DEPARTMENT AND AGENCY**  
 Fiscal Year 1989 Through Fourth Quarter

	All Reported Actions			
	Actions	Percent of Actions	Dollars(000)	Percent of Dollars
<b>TOTAL FEDERAL</b>	<b>15,161,634</b>	<b>100.000</b>	<b>184,164,807</b>	<b>100.000</b>
Executive Office of the President	2,303	0.015	15,496	0.008
Department of Agriculture	920,684	6.072	1,953,230	1.060
Department of Commerce	108,143	0.700	530,321	0.287
Department of Defense	9,278,067	61.194	137,039,220	74.411
Department of Education	10,753	0.070	199,698	0.108
Department of Energy	41,518	0.273	17,813,429	9.583
Department of Health and Human Services	983,952	6.489	1,866,271	1.013
Department of Housing and Urban Development	14,541	0.095	204,870	0.111
Department of the Interior	525,218	3.464	1,219,010	0.661
Department of Justice	552,183	3.641	1,276,376	0.693
Department of Labor	31,022	0.204	536,896	0.291
Department of State	20,678	0.136	438,051	0.237
Department of Transportation	280,653	1.851	1,495,002	0.811
Department of the Treasury	190,899	1.259	1,154,311	0.626
Department of Veterans Affairs	1,843,969	12.162	3,046,097	1.654
Action	670	0.004	857	0.000
Administrative Conference of the U.S.	628	0.004	485	0.000
Agency for International Development	8,372	0.055	511,470	0.277
American Battle Monuments Commission	6,695	0.044	3,620	0.001
Board for International Broadcasting	85	0.000	232	0.000
Commission on Civil Rights	470	0.003	387	0.000
Commodity Futures Trading Commission	1,904	0.012	7,425	0.004
Consumer Product Safety Commission	1,733	0.011	4,617	0.002
Environmental Protection Agency	0	0.000	0	0.000
Equal Employment Opportunity Commission	6,275	0.041	30,140	0.016
Federal Communications Commission	1,217	0.008	4,036	0.002
Federal Election Commission	811	0.005	2,400	0.001
Federal Emergency Management Agency	8,276	0.054	208,798	0.112
Federal Labor Relations Authority	1,698	0.011	955	0.000
Federal Maritime Commission	357	0.002	1,032	0.000
Federal Mediation and Conciliation Service	0	0.000	0	0.000
Federal Mine Safety and Health Review Commission	209	0.001	277	0.000
Federal Trade Commission	1,642	0.010	5,632	0.003
General Services Administration	17,186	0.113	3,114,618	1.691
International Trade Commission	2,695	0.017	2,053	0.001
Interstate Commerce Commission	884	0.005	1,967	0.001
Merit Systems Protection Board	4,072	0.026	2,356	0.001
National Aeronautics and Space Administration	82,589	0.610	9,996,891	5.428
National Archives and Records Administration	8,985	0.059	12,732	0.006
National Capital Planning Commission	105	0.000	78	0.000
National Foundation on the Arts	863	0.005	1,274	0.000
National Foundation on the Humanities	942	0.006	1,178	0.000
National Gallery of Art	1,300	0.008	2,694	0.001
National Labor Relations Board	1,086	0.007	3,185	0.001
National Mediation Board	378	0.002	2,148	0.001
National Science Foundation	4,221	0.027	125,143	0.067
National Transportation Safety Board	543	0.003	957	0.000
Nuclear Regulatory Commission	3,449	0.022	63,635	0.034
Occupational Safety and Health Review Commission	1,427	0.009	430	0.000
Office of Personnel Management	12,168	0.080	20,977	0.011
Peace Corps	13,981	0.092	37,276	0.020
Pennsylvania Avenue Development Corporation	104	0.000	1,775	0.000
Railroad Retirement Board	2,788	0.018	9,462	0.005
Securities and Exchange Commission	1,967	0.012	17,441	0.009
Selective Service System	188	0.001	187	0.000
Small Business Administration	8,848	0.058	22,477	0.012
Smithsonian Institution	30,256	0.199	54,743	0.029
Tennessee Valley Authority	78,747	0.519	1,178,290	0.639
United States Arms Control and Disarmament Agency	221	0.001	2,080	0.001
United States Information Agency	28,040	0.184	120,321	0.065

\$ 25 K >

< \$25 K

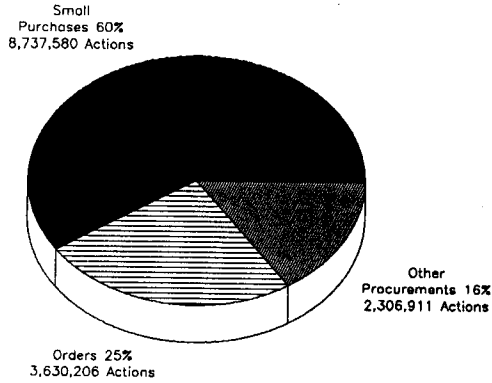

Individual Actions

SUMMARIZE ALL ACTIONS + \$

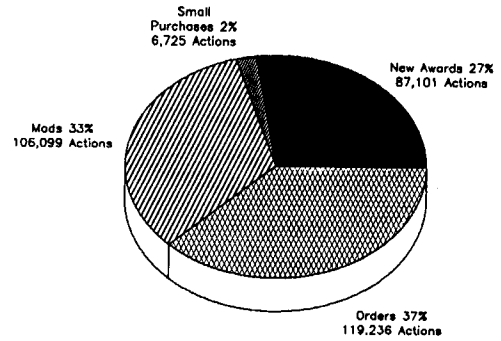
Actions Reported Individually on SF279				Actions Reported in Summary on SF281			
Actions	Percent of Actions	Dollars (000)	Percent of Dollars	Actions	Percent of Actions	Dollars (000)	Percent of Dollars
321,548	100.000	168,694,981	100.000	14,840,086	100.000	15,469,826	100.000
85	0.026	9,382	0.005	2,218	0.014	6,134	0.039
8,888	2.757	1,412,171	0.837	911,816	6.144	541,059	3.497
2,971	0.923	399,157	0.236	103,172	0.695	131,184	0.847
211,733	65.848	126,653,917	75.078	9,086,334	61.093	10,385,303	67.132
685	0.206	192,823	0.114	10,088	0.067	7,075	0.045
6,226	1.936	17,547,262	10.401	35,292	0.237	66,167	0.427
3,646	1.133	1,198,807	0.710	980,306	6.605	667,484	4.314
942	0.292	187,455	0.111	13,599	0.091	17,415	0.112
9,817	3.053	810,223	0.480	515,399	3.473	408,787	2.642
4,213	1.310	790,884	0.468	547,970	3.692	485,492	3.138
1,210	0.376	498,726	0.295	29,812	0.200	37,970	0.245
1,777	0.552	378,183	0.224	18,901	0.127	59,888	0.386
2,908	0.904	1,086,599	0.644	277,745	1.871	408,403	2.639
3,248	1.009	919,051	0.544	187,653	1.284	235,280	1.520
30,123	9.368	1,533,812	0.909	1,813,846	12.222	1,512,485	9.777
3	0.000	166	0.000	667	0.004	691	0.004
1	0.000	32	0.000	627	0.004	453	0.002
1,281	0.398	491,860	0.291	7,091	0.047	19,610	0.126
0	0.000	0	0.000	6,695	0.045	3,620	0.023
1	0.000	119	0.000	84	0.000	113	0.000
0	0.000	0	0.000	470	0.003	387	0.002
41	0.012	5,411	0.003	1,863	0.012	2,014	0.013
68	0.021	2,147	0.001	1,665	0.011	2,470	0.015
0	0.000	0	0.000	0	0.000	0	0.000
448	0.138	25,153	0.014	5,829	0.039	4,987	0.032
22	0.006	1,782	0.001	1,195	0.008	2,254	0.014
15	0.004	1,365	0.000	796	0.005	1,035	0.006
520	0.161	191,172	0.113	7,756	0.052	15,626	0.101
2	0.000	50	0.000	1,896	0.011	905	0.005
4	0.001	371	0.000	353	0.002	681	0.004
0	0.000	0	0.000	0	0.000	0	0.000
0	0.000	0	0.000	209	0.001	277	0.001
24	0.007	2,689	0.001	1,818	0.010	2,943	0.019
17,168	5.338	3,114,818	1.846	0	0.000	0	0.000
12	0.003	632	0.000	2,683	0.018	1,421	0.009
2	0.000	950	0.000	882	0.005	1,017	0.006
11	0.003	333	0.000	4,061	0.027	2,023	0.013
9,833	3.058	9,811,444	5.816	82,756	0.557	185,447	1.198
48	0.014	6,235	0.003	8,939	0.060	6,497	0.041
1	0.000	32	0.000	104	0.000	46	0.000
8	0.002	651	0.000	855	0.005	623	0.004
10	0.003	520	0.000	932	0.006	658	0.004
12	0.003	827	0.000	1,288	0.008	1,867	0.012
42	0.013	2,058	0.001	1,044	0.007	1,129	0.007
153	0.047	1,856	0.001	225	0.001	292	0.001
311	0.098	119,058	0.070	3,910	0.026	6,087	0.039
1	0.000	42	0.000	542	0.003	915	0.005
397	0.123	56,452	0.033	3,052	0.020	7,183	0.046
3	0.000	72	0.000	1,424	0.009	358	0.002
28	0.008	3,867	0.002	12,142	0.081	17,110	0.110
114	0.035	11,213	0.006	13,867	0.093	26,063	0.168
8	0.002	1,595	0.000	86	0.000	180	0.001
52	0.018	5,993	0.003	2,734	0.018	3,489	0.022
59	0.018	13,428	0.007	1,908	0.012	4,013	0.025
2	0.000	66	0.000	186	0.001	121	0.000
73	0.022	8,612	0.005	8,775	0.059	13,865	0.089
342	0.106	33,228	0.019	29,914	0.201	21,515	0.139
1,573	0.489	1,078,892	0.639	77,174	0.520	99,598	0.643
18	0.004	1,352	0.000	205	0.001	728	0.004
417	0.129	80,812	0.047	27,623	0.186	39,509	0.255

FEDERAL PROCUREMENT DATA SYSTEM  
**SF279/SF281 COMPARISONS**  
 Fiscal Year 1989 Through Fourth Quarter

**ACTIONS**

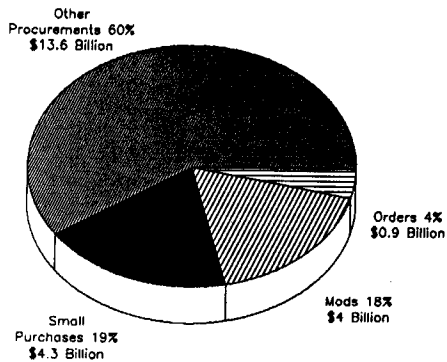



SF 281 Data By Procurement Methods




SF 279 Data by Kind of Contract Action

**DOLLARS**



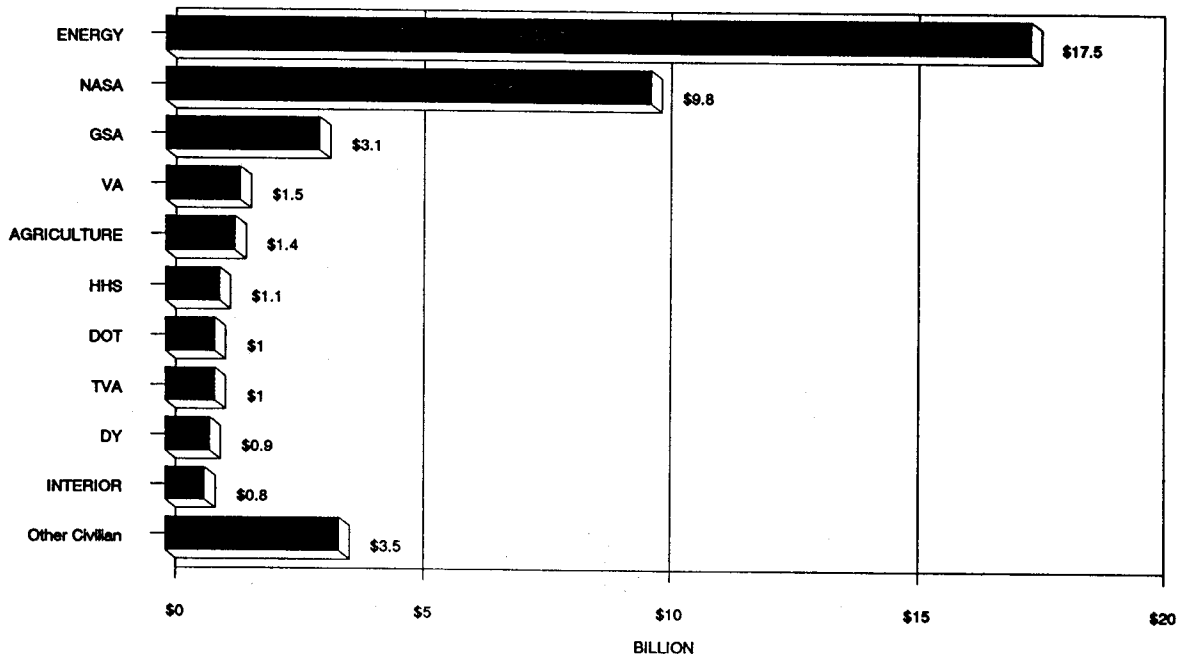
SF 281 Data By Procurement Methods



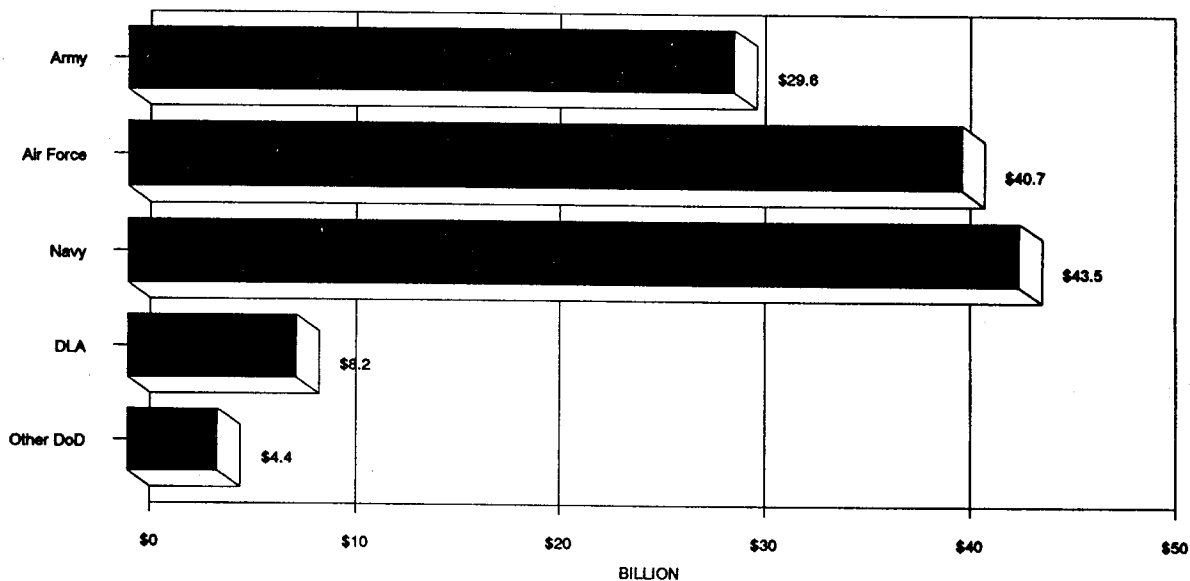
SF 279 Data by Kind of Contract Action

FEDERAL PROCUREMENT DATA SYSTEM  
**CONTRACT DOLLARS BY EXECUTIVE DEPARTMENTS AND AGENCIES**  
 Actions Reported Individually on SF279  
 Fiscal Year 1989 Through Fourth Quarter

**CIVILIAN AGENCIES**  
 TOTAL DOLLARS \$42.0 BILLION

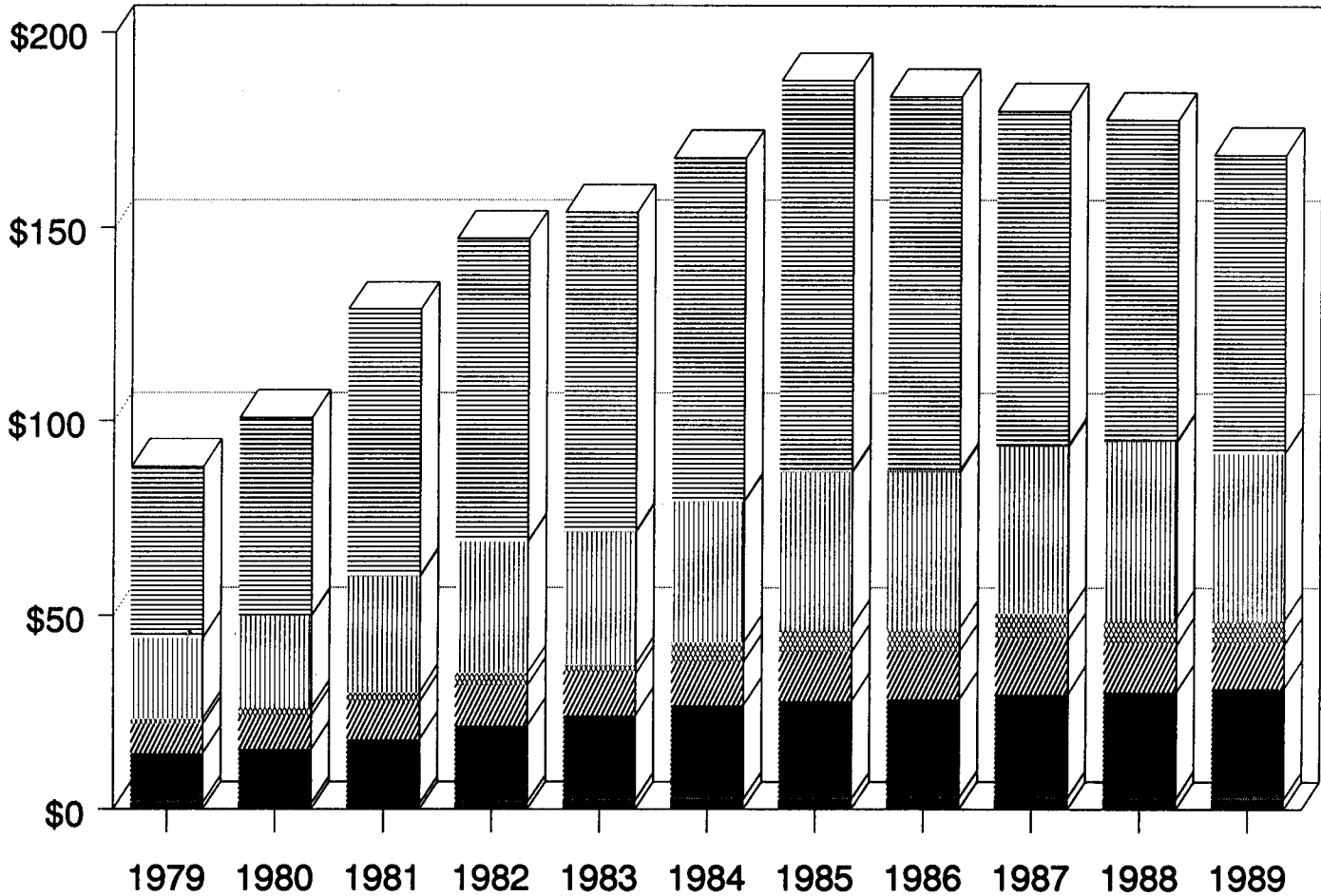


**DEPARTMENT OF DEFENSE**  
 TOTAL DOLLARS \$126.6 BILLION



FEDERAL PROCUREMENT DATA SYSTEM  
**FEDERAL PROCUREMENT BY MAJOR PRODUCT/SERVICE CATEGORY**  
 Actions Reported Individually on SF279  
 Fiscal Year 1989 Through Fourth Quarter

Billion



Years





**FEDERAL PROCUREMENT DATA SYSTEM**  
**RESEARCH AND DEVELOPMENT SUMMARY - BY R & D CATEGORY**  
**Actions Reported Individually on SF279**  
**Fiscal Year 1989 Through Fourth Quarter**

	Year to Date	
	Number of Actions	Dollars (000)
<b>TOTAL FEDERAL RESEARCH AND DEVELOPMENT</b>	<b>31,624</b>	<b>28,858,900</b>
AA Agriculture	42	10,864
AB Community Services and Development	9	5,040
AC Defense Systems	8,811	16,084,801
AD Defense - Other	9,884	3,286,659
AE Economic Growth and Productivity	188	108,964
AF Education	81	17,307
AG Energy	1,304	1,001,261
AH Environmental Protection	105	32,902
AJ General Science and Technology	1,243	274,896
AK Housing	6	6,315
AL Income Security	1	12
AM International Affairs and Cooperation	2	863
AN Medical	1,567	1,098,161
AP Natural Resources	79	6,542
AQ Social Services	4	893
AR Space	4,646	4,963,753
AS Transportation, Modal	26	5,980
AT Transportation, General	145	22,297
AV Mining	53	-1,648
AZ Other Research and Development	3,428	1,933,036

**OTHER SERVICES AND CONSTRUCTION - SUMMARY BY SERVICE CATEGORY**  
**Actions Reported Individually on SF279**  
**Fiscal Year 1989 Through Fourth Quarter**

	Year to Date	
	Number of Actions	Dollars (000)
<b>TOTAL FEDERAL OTHER SERVICES AND CONSTRUCTION</b>	<b>164,073</b>	<b>59,948,151</b>
B Special Studies and Analyses - Not R&D	1,585	262,436
C Architect and Engineering Services - Construction	12,061	2,563,812
D Automatic Data Processing and Telecommunications Services	7,288	2,183,041
F Natural Resources Management	2,701	425,325
G Social Services	2,421	368,597
H Quality Control, Testing and Inspection Services	1,370	522,500
J Maintenance, Repair, and Rebuilding of Equipment	19,251	5,981,981
K Modification of Equipment	1,108	1,702,421
L Technical Representation Services	1,925	706,332
M Operation of Government-Owned Facility	3,164	18,503,191
N Installation of Equipment	986	349,178
P Salvage Services	922	109,515
Q Medical Services	18,174	803,825
R Professional, Administrative and Management Support Services	21,291	7,276,299
S Utilities and Housekeeping Services	18,194	3,998,310
T Photographic, Mapping, Printing, and Publication Services	1,889	207,636
U Training Services	2,816	902,014
V Transportation and Travel	5,017	1,362,320
W Lease or Rental of Equipment	2,859	419,256
X Lease or Rental of Facilities	973	194,643
Y Construction of Structures and Facilities	13,385	6,603,802
Z Maintenance, Repair or Alteration of Real Property	26,673	4,501,919

FEDERAL PROCUREMENT DATA SYSTEM  
**SUPPLIES AND EQUIPMENT - SUMMARY BY FSC GROUP**  
 Actions Reported Individually on SF279  
 Fiscal Year 1989 Through Fourth Quarter

	Year to Date	
	Number of Actions	Dollars (000)
<b>TOTAL FEDERAL SUPPLIES AND EQUIPMENT</b>	<b>125,851</b>	<b>79,887,930</b>
10 Weapons	1,049	1,019,497
11 Nuclear Ordnance	99	210,492
12 Fire Control Equipment	1,264	1,197,093
13 Ammunition and Explosives	1,941	2,412,336
14 Guided Missiles	2,224	9,276,207
15 Aircraft and Airframe Structural Components	4,246	10,590,052
16 Aircraft Components and Accessories	4,941	2,759,583
17 Aircraft Launching, Landing, and Ground Handling Equipment	659	245,936
18 Space Vehicles	328	2,380,373
19 Ships, Small Craft, Pontoons and Floating Docks	959	5,162,739
20 Ship and Marine Equipment	593	370,683
22 Railway Equipment	22	4,421
23 Ground Effect Vehicles, Motor Vehicles, Trailers, and Cycles	866	2,004,541
24 Tractors	120	81,274
25 Vehicular Equipment Components	1,339	702,463
26 Tires and Tubes	260	91,326
28 Engines, Turbines, and Components	3,999	5,425,740
29 Engine Accessories	2,131	447,935
30 Mechanical Power Transmission Equipment	826	87,193
31 Bearings	755	88,902
32 Woodworking Machinery and Equipment	52	5,750
34 Metalworking Machinery	733	148,510
35 Service and Trade Equipment	209	74,311
36 Special Industry Machinery	903	103,586
37 Agricultural Machinery and Equipment	102	5,117
38 Construction, Mining, Excavating, and Highway Maintenance Equipment	465	219,914
39 Materials Handling Equipment	809	257,246
40 Rope, Cable, Chain and Fittings	207	27,865
41 Refrigeration, Air Conditioning and Air Circulating Equipment	736	99,129
42 Fire Fighting, Rescue, and Safety Equipment	592	238,669
43 Pumps and Compressors	1,115	135,955
44 Furnace, Steam Plant, and Drying Equipment; and Nuclear Reactors	501	697,114
45 Plumbing, Heating, and Sanitation Equipment	245	26,389
46 Water Purification and Sewage Treatment Equipment	93	9,201
47 Pipe, Tubing, Hose and Fittings	933	85,057
48 Valves	1,399	140,739
49 Maintenance and Repair Shop Equipment	2,022	813,604
51 Hand Tools	730	61,716
52 Measuring Tools	75	4,918
53 Hardware and Abrasives	1,437	138,148

FEDERAL PROCUREMENT DATA SYSTEM  
**SUPPLIES AND EQUIPMENT - SUMMARY BY FSC GROUP-Continued**  
 Actions Reported in Summary on SF279  
 Fiscal Year 1989 Through Fourth Quarter

	Year to Date	
	Number of Actions	Dollars (000)
54 Prefabricated Structures and Scaffolding	487	128,442
55 Lumber, Millwork, Plywood and Veneer	510	31,192
56 Construction and Building Materials	578	77,971
58 Communications, Detection, and Coherent Radiation Equipment	8,209	10,616,312
59 Electrical and Electronic Equipment Components	5,684	1,423,982
60 Fiber Optics Materials, Components, Assemblies, and Accessories	122	42,764
61 Electric Wire, and Power and Distribution Equipment	2,924	583,542
62 Lighting Fixtures and Lamps	620	64,072
63 Alarm, Signal, and Security Detection Systems	278	33,672
65 Medical, Dental, and Veterinary Equipment and Supplies	7,286	1,154,923
66 Instruments and Laboratory Equipment	6,622	1,256,258
67 Photographic Equipment	729	69,017
68 Chemicals and Chemical Products	1,049	103,830
69 Training Aids and Devices	829	563,270
70 General Purpose Automatic Data Processing Equipment	15,076	3,012,399
71 Furniture	3,696	323,703
72 Household and Commercial Furnishings and Appliances	548	37,871
73 Food Preparation and Serving Equipment	757	53,952
74 Office Machines, Text Processing Systems and Visible Record	372	45,287
75 Office Supplies and Devices	2,277	161,793
76 Books, Maps, and Other Publications	829	176,685
77 Musical Instruments, Phonographs and Home-type Radios	39	5,348
78 Recreational and Athletic Equipment	97	4,872
79 Cleaning Equipment and Supplies	605	40,778
80 Brushes, Paints, Sealers and Adhesives	505	45,665
81 Containers, packaging and Packing Supplies	967	240,887
83 Textiles, Leather, Furs, Apparel and Shoe Findings, Tents and Flags	410	208,708
84 Clothing, Individual Equipment, and Insignia	1,095	758,511
85 Toiletries	458	35,547
87 Agricultural Supplies	160	9,152
88 Live Animals	36	5,516
89 Subsistence	12,568	2,040,390
91 Fuels, Lubricants, Oils, and Waxes	2,467	5,550,296
93 Nonmetallic Fabricated Materials	348	163,274
94 Nonmetallic Crude Materials	25	2,126
95 Metal Bars, Sheets and Shapes	809	159,098
96 Ores, Minerals and Their Primary Products	211	326,220
99 Miscellaneous	3,579	2,477,924
E Purchase of Structures and Facilities	11	957

FEDERAL PROCUREMENT DATA SYSTEM  
**STANDARD INDUSTRIAL CLASSIFICATION (SIC) CODE SUMMARY - BY SIC GROUP**

Actions Reported Individually on SF279  
 Fiscal Year 1989 Through Fourth Quarter

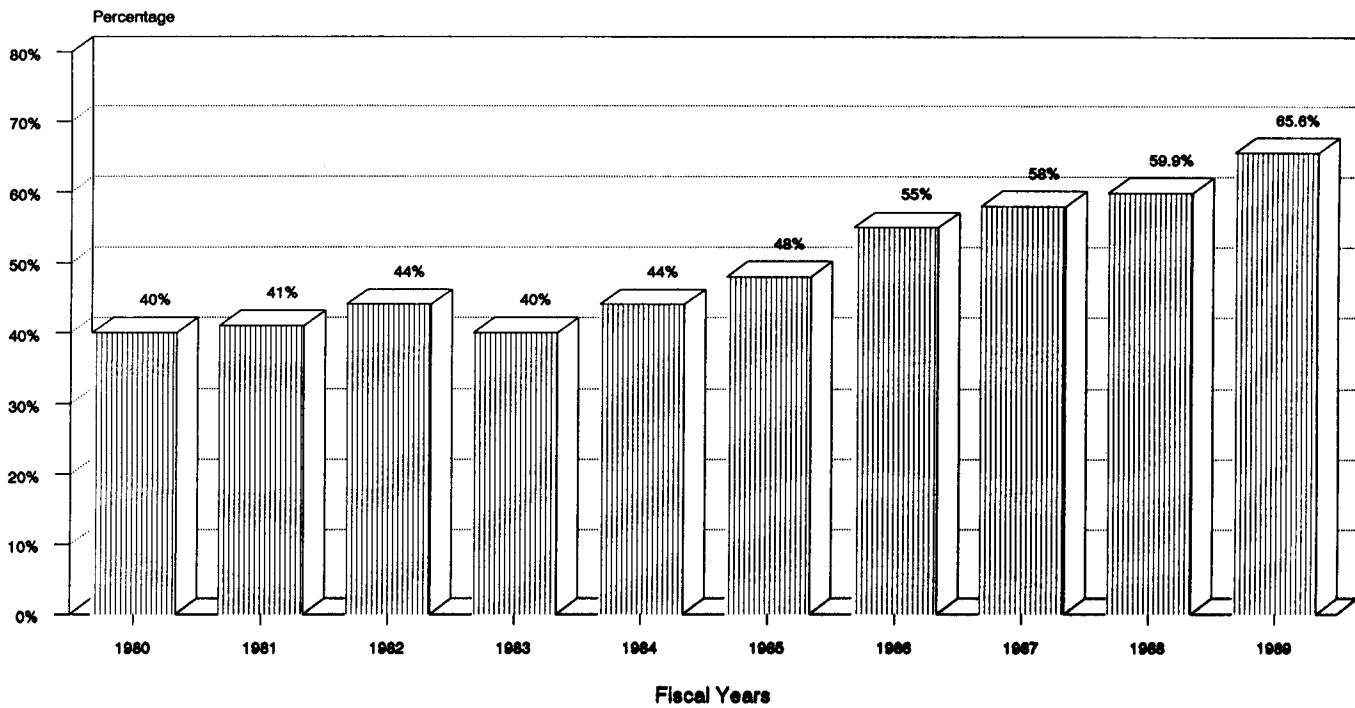
	Year to Date	
	Number of Actions	Dollars (000)
<b>TOTAL FEDERAL</b>	<b>321,548</b>	<b>168,694,981</b>
<b>Agriculture, forestry, and fishing</b>		
01 Agriculture production - crops	104	36,104
02 Agriculture production livestock and animal specialties	89	7,950
07 Agricultural services	756	73,541
08 Forestry	1,883	77,890
09 Fishing, hunting, and trapping	60	9,837
<b>TOTAL</b>	<b>2,892</b>	<b>205,322</b>
<b>Mining</b>		
10 Metal mining	8	580
12 Coal mining	29	14,214
13 Oil and gas extraction	150	232,226
14 Mining and quarrying of nonmetallic minerals, except fuels	171	25,324
<b>TOTAL</b>	<b>358</b>	<b>272,344</b>
<b>Construction</b>		
15 Building construction-general contractors and operative builders	18,987	5,876,160
16 Heavy construction other than building construction contractors	8,542	3,025,419
17 Construction-special trade contractors	12,962	1,882,349
<b>TOTAL</b>	<b>40,491</b>	<b>10,783,928</b>
<b>Manufacturing</b>		
20 Food and kindred products	9,791	1,750,582
21 Tobacco products	219	33,441
22 Textile mill products	647	189,550
23 Apparel and other finished products made from fabrics	1,015	552,316
24 Lumber and wood products, except furniture	728	72,501
25 Furniture and fixtures	4,208	357,696
26 Paper and allied products	2,704	345,754
27 Printing, publishing, and allied industries	1,146	237,273
28 Chemicals and allied products	6,116	1,178,948
29 Petroleum refining and related industries	759	3,294,134
30 Rubber and miscellaneous plastics products	1,023	258,414
31 Leather and leather products	128	148,476
32 Stone, clay, glass, and concrete products	752	73,481
33 Primary metal industries	1,548	432,210
34 Fabricated metal products, except machinery and transportation	7,465	8,826,275
35 Industrial and commercial machinery and computer equipment	22,638	5,919,542
36 Electronic, other electrical equipment and components, not computer	17,684	9,781,772
37 Transportation equipment	40,386	57,188,015
38 Measuring, analyzing, and controlling instruments	12,045	7,349,600
39 Miscellaneous manufacturing industries	1,629	339,180
<b>TOTAL</b>	<b>132,631</b>	<b>96,309,140</b>
<b>Transportation, communications, electric, gas, and sanitary services</b>		
40 Railroad transportation	3	268
41 Local and suburban transit and interurban passenger transportation	800	92,409
42 Motor freight transportation and warehousing	778	298,610
43 United States Postal Service	15	542
44 Water transportation	569	807,347
45 Transportation by air	2,207	479,763
46 Pipelines, except natural gas	30	13,571
47 Transportation services	306	45,706
48 Communications	4,068	1,863,078
49 Electric, gas, and sanitary services	8,199	1,725,467
<b>TOTAL</b>	<b>18,975</b>	<b>5,326,761</b>

FEDERAL PROCUREMENT DATA SYSTEM  
**STANDARD INDUSTRIAL CLASSIFICATION (SIC) CODE SUMMARY - BY SIC  
 GROUP - Continued**

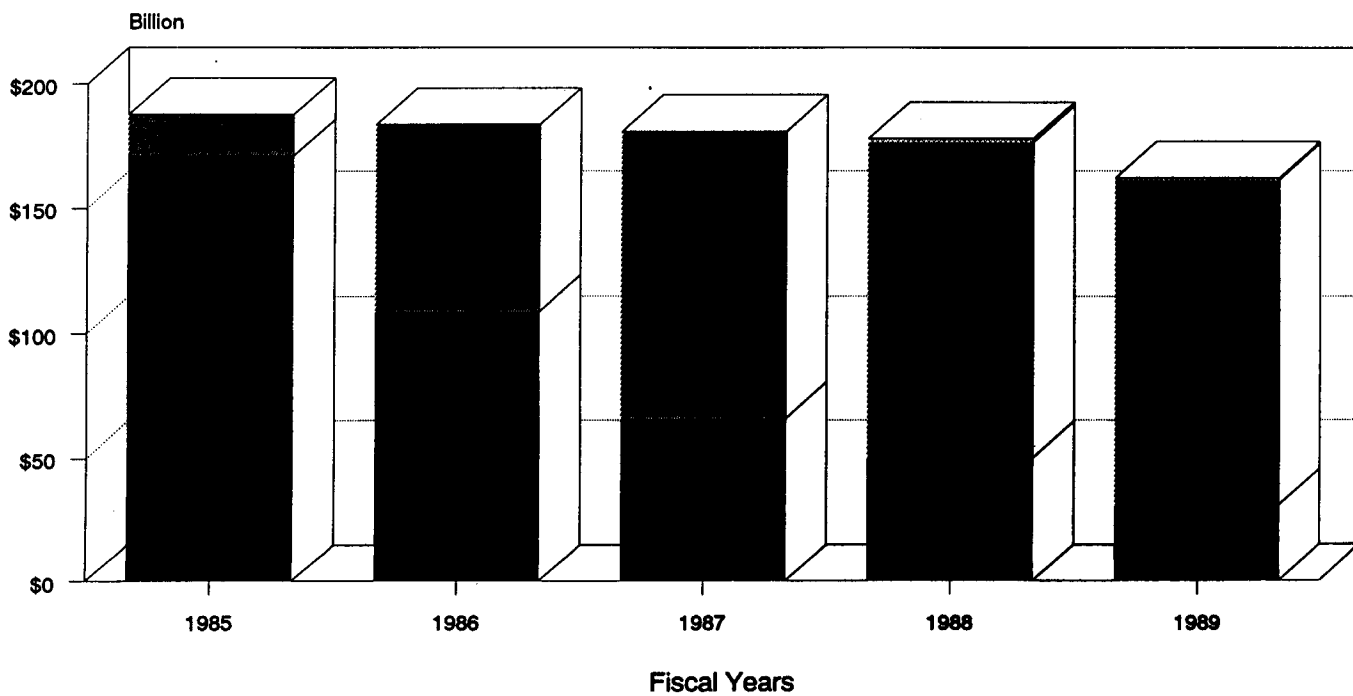
Actions Reported in Summary on SF279  
 Fiscal Year 1989 Through Fourth Quarter

	Year to Date	
	Number of Actions	Dollars (000)
<b>Wholesale trade</b>		
50 Wholesale trade-durable goods	3,951	2,083,827
51 Wholesale trade-nondurable goods	3,607	1,320,010
<b>TOTAL</b>	<b>7,558</b>	<b>3,403,837</b>
<b>Retail trade</b>		
52 Building materials, hardware, garden supply, and mobile home dealer	77	4,411
53 General merchandise stores	50	2,301
54 Food stores	156	5,788
55 Automotive dealers and gasoline service stations	57	8,129
56 Apparel and accessory stores	2	35
57 Home furniture, furnishings, and equipment stores	126	8,025
58 Eating and drinking places	870	276,183
59 Miscellaneous retail	252	17,726
<b>TOTAL</b>	<b>1,590</b>	<b>322,606</b>
<b>Finance, insurance, and real estate</b>		
60 Depository institutions	13	24,706
61 Nondepository credit institutions	2	89
62 Security and commodity brokers, dealers, exchanges, and services	23	5,391
63 Insurance carriers	52	138,453
64 Insurance agents, brokers, and service	93	100,357
65 Real estate	1,428	89,648
67 Holding and other real investment offices	19	1,262
<b>TOTAL</b>	<b>1,628</b>	<b>359,906</b>
<b>Services</b>		
70 Hotels, rooming houses, camps, and other lodging places	540	36,180
72 Personal services	604	61,090
73 Business services	23,817	6,002,326
75 Automotive repair, services, and parking	688	70,218
76 Miscellaneous repair services	2,052	508,139
78 Motion pictures	332	48,245
79 Amusement and recreation services	75	7,624
80 Health services	15,971	1,330,162
81 Legal services	228	20,364
82 Educational services	2,787	2,489,019
83 Social services	1,783	487,537
84 Museums, art galleries, and botanical and zoological gardens	9	267
86 Membership organizations	49	14,350
87 Engineering, accounting, research, management, and related services	56,352	32,311,349
88 Private holdings	4	730
89 Miscellaneous services	6,899	3,826,871
<b>TOTAL</b>	<b>112,180</b>	<b>47,224,471</b>
<b>Public administration</b>		
91 Executive, legislative, and general government, except finance	417	41,976
92 Justice, public order, and safety	331	40,932
93 Public finance, taxation, and monetary policy	4	290
94 Administration of human resource programs	297	45,953
95 Administration of environmental quality and housing programs	343	144,579
96 Administration of economic programs	248	453,548
97 National security and international affairs	1,693	1,917,059
<b>TOTAL</b>	<b>3,333</b>	<b>2,644,337</b>
<b>Nonclassifiable establishments</b>		
99 Nonclassifiable establishments	1,912	1,842,327

**FEDERAL PROCUREMENT DATA SYSTEM  
 PERCENTAGE OF PROCUREMENT DOLLARS AWARDED COMPETITIVELY  
 SF279 and SF 281 Data**



**FEDERAL PROCUREMENT DATA SYSTEM  
 COMPARISON OF PRE- AND POST-CICA ACTIONS**



 PRE-CICA	 CICA APPLICABLE
 SMALL PURCHASE	 NOT SUBJECT TO CICA

FEDERAL PROCUREMENT DATA SYSTEM  
**COMPETITION STATISTICS**  
 Fiscal Year 1989 Through Fourth Quarter

PROCUREMENT ACTIONS OVER \$25,000**	NUMBER OF ACTIONS	PERCENTAGE OF ACTIONS	DOLLAR OBLIGATIONS (000)	PERCENTAGE OF DOLLARS
<b>I. Actions Available For Competition</b>				
<b>A. Actions Completed</b>	190,181	81%	97,670,483	64%
<b>B. Follow-on To Completed Actions</b>	8,424	3%	15,807,779	10%
<b>C. Actions Not Completed</b>	34,904	14%	37,667,384	24%
<b>D. Total Available</b>	233,509	100%	151,145,646	100%
<b>II. Actions Not Available for Competition</b>	31,327		10,305,239	
<b>III. Totals*</b>	264,836		161,450,885	
PROCUREMENT ACTIONS UNDER \$25,000***	NUMBER OF ACTIONS	PERCENTAGE OF ACTIONS	DOLLAR OBLIGATIONS (000)	PERCENTAGE OF DOLLARS
<b>I. Actions Available For Competition</b>				
<b>A. Actions Completed</b>	6,217,266	73%	8,844,697	79%
<b>B. Actions Not Completed</b>	2,207,385	26%	2,252,404	20%
<b>C. Total Available</b>	8,422,004	100%	11,097,101	100%
<b>II. Actions Not Available for Competition</b>	6,467,075		4,710,695	
<b>III. Totals*</b>	14,889,079		15,807,796	

\*Number of actions and dollars on this page do not match other Federal totals in this Federal Procurement Report because the chart displays statistics comparable to the Competition Advocates Report to Congress.

\*\*Includes any procurement actions that round down to \$25,000 reported on SF279. In theory, actions that round up to \$25,000 fall below the threshold and, therefore, are reported on the SF 281.

\*\*\*Includes data from SF 281 plus procurement actions under \$25,000 that were reported on the SF 279.

FEDERAL PROCUREMENT DATA SYSTEM  
**TOP 100 FEDERAL CONTRACTORS**  
 Actions Reported Individually on SF279  
 Fiscal Year 1989 Through Fourth Quarter

	CURRENT YEAR'S DOLLARS (000)	PERCENT OF DOLLARS	PRIOR YEAR'S DOLLARS (000)	PERCENT OF DOLLARS
TOTAL FEDERAL	168,694,981	100.00	177,965,776	100.00
TOP 100 SUBTOTAL	110,970,555	65.78	109,090,437	58.39
1 MCDONNELL DOUGLAS CORP	9,150,579	5.42	8,271,599	4.67
2 GENERAL DYNAMICS CORPORATION	7,601,342	4.50	7,098,816	3.99
3 GENERAL ELECTRIC COMPANY	6,503,079	3.85	6,173,762	3.47
4 MARTIN MARIETTA CORPORATION	6,377,941	3.78	5,343,429	3.00
5 ROCKWELL INTERNATIONAL CORP	4,690,394	2.78	4,459,032	2.50
6 LOCKHEED CORPORATION	4,600,279	2.73	4,364,119	2.45
7 WESTINGHOUSE ELECTRIC CORP	4,204,041	2.49	3,784,769	2.12
8 RAYTHEON COMPANY	3,963,947	2.35	4,094,308	2.30
9 GENERAL MOTORS CORPORATION	3,900,005	2.31	3,888,069	2.18
10 UNITED TECHNOLOGIES CORP	3,865,531	2.29	3,812,570	2.14
11 BOEING COMPANY THE	3,516,468	2.08	3,635,441	2.04
12 GRUMMAN CORPORATION	2,433,824	1.44	3,024,840	1.70
13 GTE CORPORATION	2,360,195	1.40	421,466	.23
14 UNIVERSITY OF CALIFORNIA	2,094,581	1.24	2,258,916	1.27
15 AMERICAN TELE & TELG COMPANY	1,944,511	1.15	2,012,064	1.13
16 HONEYWELL INC	1,931,868	1.14	1,516,717	.85
17 EG&G INC	1,723,782	1.02	1,208,134	.68
18 TRW INC	1,515,871	.90	1,410,037	.79
19 INTERNATIONAL BUS MCHS CORP	1,409,086	.83	1,555,430	.87
20 LITTON INDUSTRIES INC	1,377,331	.82	2,463,888	1.38
21 UNISYS CORPORATION	1,356,159	.80	1,419,644	.79
22 ITT CORPORATION	1,278,225	.76	817,240	.46
23 CALIFORNIA INST OF TECHNOLOGY	1,068,362	.63	993,884	.55
24 FORD MOTOR COMPANY	1,049,596	.62	960,428	.54
25 TEXAS INSTRUMENTS INC	948,706	.56	1,225,934	.69
26 THIOKOL CORPORATION	940,183	.56	836,183	.47
27 TENNECO INC	925,251	.55	5,003,236	2.81
28 TEXTRON INC	916,544	.54	1,086,076	.61
29 AVONDALE INDUSTRIES INC	877,062	.52	573,332	.32
30 ALLIED SIGNAL INC	868,968	.51	555,555	.31
31 GENCORP INC	837,543	.49	643,599	.36
32 LTV CORPORATION	783,557	.46	958,489	.54
33 NORTHROP CORPORATION	756,270	.44	612,587	.34
34 WYMAN-GORDON COMPANY	697,479	.41	854,074	.47
35 E I DUPONT DENEMOURS & CO	670,134	.40	2,437,895	1.37
36 FOUNDATION HEALTH CORPORATION	639,309	.37	27,059	.01
37 ASSOCIATED UNIVERSITIES INC	635,151	.37	526,725	.29
38 MC DONNELL DGLS GEN DYNAMICS JV	620,000	.36	0	.00
39 HERCULES INCORPORATED	585,222	.35	522,446	.29
40 BELL BOEING JV	552,173	.32	426,674	.23
41 LORAL CORPORATION	543,664	.32	354,739	.20
42 COMPUTER SCIENCES CORPORATION	528,291	.31	656,950	.37
43 F N C CORPORATION	526,262	.31	393,390	.22
44 CFM INTERNATIONAL INC	517,276	.30	532,707	.29
45 SCIENCE APPLICATIONS INTL CORP	507,334	.30	458,782	.25
46 MASSACHSTTS INST OF TCHNOLOGY	467,086	.28	463,032	.26
47 MITRE CORPORATION	462,758	.27	417,183	.23
48 OLIN CORPORATION	461,298	.27	428,272	.24
49 WARTSILA INC	458,256	.27	1,429	.00
50 MASON COMPANY THE DE	436,251	.25	301,519	.17



FEDERAL PROCUREMENT DATA SYSTEM  
**TOP 100 FEDERAL CONTRACTORS-Continued**  
 Actions Reported Individually on SF279  
 Fiscal Year 1989 Through Fourth Quarter

	CURRENT YEAR'S DOLLARS (000)	PERCENT OF DOLLARS	PRIOR YEAR'S DOLLARS (000)	PERCENT OF DOLLARS
51 HARSCO CORPORATION	433,430	.25	495,137	.28
52 TELEDYNE INC	413,574	.24	564,460	.31
53 MOTOROLA INC	391,505	.23	432,298	.24
54 OSHKOSH TRUCK CORPORATION	360,478	.21	259,932	.14
55 HARRIS CORPORATION	352,226	.21	488,698	.27
56 FEDERAL REPUBLIC OF GERMANY	350,537	.20	332,130	.18
57 JOHNS HOPKINS UNIVERSITY	346,370	.20	373,492	.21
58 CANADIAN COMMERCIAL CORP	344,526	.20	313,054	.17
59 BECHTEL GROUP INC	340,596	.20	276,220	.15
60 SEQUA CORPORATION	337,913	.20	253,391	.14
61 ATLANTIC RICHFIELD COMPANY	337,603	.20	305,210	.17
62 NASSCO HOLDING INC	331,458	.19	24,474	.01
63 DYNACORP	323,947	.19	404,779	.22
64 UNIVERSITY OF CHICAGO THE	322,143	.19	307,907	.17
65 ROYAL DUTCH PETROLEUM CO	307,638	.18	377,904	.21
66 EXXON CORPORATION	306,621	.18	281,956	.15
67 AEROSPACE CORPORATION	304,222	.18	367,733	.20
68 CHEVRON CORPORATION	303,685	.18	328,970	.18
69 PENN CENTRAL CORPORATION	302,729	.18	265,845	.15
70 BATTELLE MEMORIAL INSTITUTE	298,586	.17	308,867	.17
71 MORRISON KNUDSEN CORPORATION	298,433	.17	250,614	.14
72 UNC INCORPORATED	291,126	.17	139,984	.08
73 E SYSTEMS INC	287,653	.17	286,762	.16
74 BLACK & DECKER CORPORATION	279,132	.16	253,087	.14
75 JOHNSON CONTROLS INC	269,327	.16	334,009	.18
76 EATON CORPORATION	267,596	.16	187,337	.10
77 FMC CORPORATION	264,552	.15	460,095	.26
78 WARRIOR COAL CORPORATION	263,822	.15	485	.00
79 OHIO VALLEY ELECTRIC CORP	257,834	.15	148,420	.08
80 UNIVERSITIES RESEARCH ASSN	254,566	.15	208,332	.11
81 EMERSON ELECTRIC CO	249,846	.14	249,133	.14
82 ADDINGTON INCORPORATED	239,825	.14	0	.00
83 PRINCETON UNIVERSITY	238,821	.14	220,270	.12
84 PHILIPS GLOEILAMPENFABRIEKEN	237,559	.14	328,625	.18
85 ASTRONAUTICS CORP OF AMERICA	234,590	.14	405,354	.22
86 COASTAL CORPORATION THE	222,941	.13	215,217	.12
87 PETROLEOS MEXICANOS	222,251	.13	416,757	.23
88 HOLZMANN PHILLIP AG	222,199	.13	116,118	.06
89 STANFORD LELAND JUNIOR UNIV	219,438	.13	190,924	.10
90 CONTROL DATA CORPORATION	218,261	.13	289,912	.16
91 DIGITAL EQUIPMENT CORP	218,075	.13	255,886	.14
92 CONTEL CORPORATION	213,231	.12	290,258	.16
93 PETERSON BUILDERS INC	213,046	.12	22,173	.01
94 BATH HOLDING CORPORATION	210,461	.12	462,975	.26
95 ROLLS ROYCE LTD	207,835	.12	169,065	.09
96 CHRYSLER CORPORATION	205,147	.12	280,811	.15
97 MC DERMOTT INC	203,052	.12	429,143	.24
98 MONTEDISON SPA	196,487	.11	91,517	.05
99 GOLDMAN SACHS GROUP L P	189,985	.11	90,021	.05
100 ZENITH ELECTRONICS CORP	184,652	.11	248,227	.14

FEDERAL PROCUREMENT DATA SYSTEM  
**TOP 10 FEDERAL CONTRACTORS BY PRODUCT/SERVICE CATEGORY**  
 Actions Reported Individually on SF279  
 Fiscal Year 1989 Through Fourth Quarter

	Number of Actions	Dollars (000)
<b>I. Research and Development</b>		
<b>Dept. of Defense</b>		
MARTIN MARIETTA CORPORATION	388	2,001,698
MCDONNELL DOUGLAS CORP	365	1,807,021
GENERAL DYNAMICS CORPORATION	330	1,325,086
ROCKWELL INTERNATIONAL CORP	437	941,065
GENERAL ELECTRIC COMPANY	437	905,745
BOEING COMPANY THE	378	905,666
LOCKHEED CORPORATION	392	844,524
FOUNDATION HEALTH CORPORATION	4	639,309
RAYTHEON COMPANY	273	624,819
MC DONNELL DGLS GEN DYNAMICS JV	3	620,000
<b>Civilian Agencies</b>		
ROCKWELL INTERNATIONAL CORP	129	568,715
THIOKOL CORPORATION	16	416,023
MCDONNELL DOUGLAS CORP	120	355,000
MARTIN MARIETTA CORPORATION	100	295,241
UNIVERSITY OF CALIFORNIA	184	248,807
PRINCETON UNIVERSITY	29	233,042
GENERAL ELECTRIC COMPANY	109	220,032
FORD MOTOR COMPANY	49	194,281
LOCKHEED CORPORATION	174	170,973
COMPUTER SCIENCES CORPORATION	53	126,804
<b>II. Construction</b>		
<b>Dept. of Defense</b>		
FEDERAL REPUBLIC OF GERMANY	1,029	349,728
GENERAL MOTORS CORPORATION	8	142,728
BECHTEL GROUP INC	19	117,289
ITEL CORPORATION	36	69,153
HOLZMANN PHILIPP USA	35	67,407
ACTUS CORP SUNDT CORP JV	3	63,587
SUNDT ATLANTIC GULF PACIFIC JV	4	57,517
R G & B CONTRACTORS INC	35	52,993
ENSERCH CORPORATION	4	52,672
WYLIE C E CONSTRUCTION CO	21	50,665
<b>Civilian Agencies</b>		
WARTSILA INC	2	457,457
UNITED TECHNOLOGIES CORP	16	202,183
HOLZMANN PHILIPP USA	31	134,542
CENTEX CORPORATION	430	102,992
BRIGHAM & DAY CO	6	85,884
MORRISON KNUDSEN CORPORATION	28	71,203
WHEELABRATOR TECHNOLOGIES INC	5	54,418
CRYSTAL CREEK CONSTRUCTION	1	49,552
DICK P J CONTRACTING INC	277	49,122
JOS. L. MUSCARELLE, INC	1	45,300

FEDERAL PROCUREMENT DATA SYSTEM  
**TOP 10 FEDERAL CONTRACTORS BY PRODUCT/SERVICE CATEGORY**  
 - Continued

Actions Reported Individually on SF279  
 Fiscal Year 1989 Through Fourth Quarter

	Number of Actions	Dollars (000)
<b>III. Supplies and Equipment</b>		
<b>Dept. of Defense</b>		
MCDONNELL DOUGLAS CORP	1,373	6,380,117
GENERAL DYNAMICS CORPORATION	1,638	5,583,841
GENERAL ELECTRIC COMPANY	1,884	4,019,935
GENERAL MOTORS CORPORATION	1,334	2,709,825
RAYTHEON COMPANY	585	2,640,532
UNITED TECHNOLOGIES CORP	1,594	2,616,171
LOCKHEED CORPORATION	666	2,399,087
GTE CORPORATION	207	2,190,210
GRUMMAN CORPORATION	613	1,345,135
MARTIN MARIETTA CORPORATION	271	1,190,272
<b>Civilian Agencies</b>		
ROCKWELL INTERNATIONAL CORP	67	1,170,239
WARRIOR COAL CORPORATION	5	263,253
ADDINGTON INCORPORATED	3	239,825
PETROLEOS MEXICANOS	7	222,251
COSTAIN COAL SALES CO	4	212,663
GOLDMAN SACHS GROUP L P	75	189,985
WHITE COUNTY COAL CORP	5	175,492
UNC INCORPORATED	36	170,401
TRW INC	17	143,566
COOPER COMPANIES	32	136,374
<b>IV. ADP Services/Equipment</b>		
<b>Dept. of Defense</b>		
UNISYS CORPORATION	1,565	413,600
INTERNATIONAL BUS MCHS CORP	591	200,287
ZENITH ELECTRONICS CORPORATION	1,763	180,807
GENERAL MOTORS CORPORATION	270	169,168
HONEYWELL INC	562	167,809
DIGITAL EQUIPMENT CORPORATION	985	135,358
COMPUTER SCIENCES CORPORATION	285	94,711
WANG LABORATORIES INC	513	64,115
SCIENCE APPLICATIONS INTL CORP	104	62,459
SYSTEM DEVELOPMENT CORPORATION	50	58,478
<b>Civilian Agencies</b>		
HONEYWELL INC	75	424,988
UNISYS CORPORATION	275	177,154
COMPUTER SCIENCES CORPORATION	113	137,729
COMPUTER DATA SYSTEMS INC	343	86,189
BLACK & DECKER CORPORATION	174	75,328
INTERNATIONAL BUS MCHS CORP	337	70,817
BOEING COMPANY THE	30	66,320
DIGITAL EQUIPMENT CORPORATION	693	59,037
WANG LABORATORIES INC	442	55,226
CRAY RESEARCH INC	41	49,703

FEDERAL PROCUREMENT DATA SYSTEM  
**TOP 10 FEDERAL CONTRACTORS BY PRODUCT/SERVICE CATEGORY**  
 - Continued

Actions Reported Individually on SF279  
 Fiscal Year 1989 Through Fourth Quarter

	Number of Actions	Dollars (000)
<b>V. Architect/Engineering</b>		
<b>Dept. of Defense</b>		
GENERAL ELECTRIC COMPANY	42	330,545
GENERAL DYNAMICS CORPORATION	126	199,092
TENNECO INC	38	159,801
LITTON INDUSTRIES INC	24	60,326
AMERICAN CAPITAL & RES CORP	12	60,096
PENN CENTRAL CORPORATION	92	50,287
FEDERAL REPUBLIC OF GERMANY	97	45,152
UNISYS CORPORATION	31	27,576
BLACK & DECKER CORPORATION	63	24,755
MCDONNELL DOUGLAS CORP	25	24,349
<b>Civilian Agencies</b>		
HB ZACHRY COMPANY	1	42,130
FLUOR CORPORATION	29	41,830
BOOTH KRSEY MIJARES ARCHITECTS	14	33,416
BECHTEL GROUP INC	29	21,542
KOMATSU ALBERT S & ASSOCIATES	4	17,017
HOLZMANN PHILIPP USA	9	12,292
AMERICAN CAPITAL & RES CORP	29	11,237
SMITH GROUP INC	4	10,932
PARSONS CORPORATION	22	10,591
WARNER R E & ASSOCIATES	14	9,732
<b>VI. Other Services</b>		
<b>Dept. of Defense</b>		
BOEING COMPANY THE	634	843,177
UNITED TECHNOLOGIES CORP	629	550,953
GENERAL ELECTRIC COMPANY	671	458,382
RAYTHEON COMPANY	363	452,488
GENERAL DYNAMICS CORPORATION	655	416,340
GRUMMAN CORPORATION	388	408,200
LOCKHEED CORPORATION	556	396,422
MCDONNELL DOUGLAS CORP	517	369,761
ROCKWELL INTERNATIONAL CORP	231	308,441
FORD MOTOR COMPANY	431	300,889
<b>Civilian Agencies</b>		
MARTIN MARIETTA CORPORATION	27	2,662,278
WESTINGHOUSE ELECTRIC CORP	107	2,386,903
UNIVERSITY OF CALIFORNIA	50	1,789,013
EG&G INC	86	1,537,497
AMERICAN TELE & TELG COMPANY	189	1,403,266
CALIFORNIA INST OF TECHNOLOGY	22	1,058,152
ROCKWELL INTERNATIONAL CORP	50	812,552
LOCKHEED CORPORATION	56	754,362
E I DUPONT DENEMOURS & CO	16	645,395
ASSOCIATED UNIVERSITIES INC	29	587,827

**SECTION II**

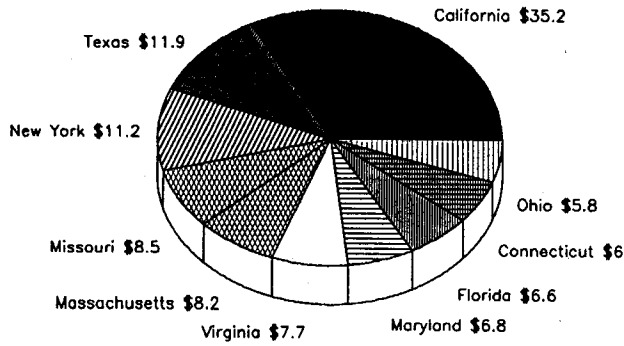
**GEOGRAPHIC VIEW**

FEDERAL PROCUREMENT DATA SYSTEM  
**FEDERAL PROCUREMENT BY STATE SUMMARY**  
 Actions Reported Individually on SF279  
 (Excludes Purchases Outside U.S.)  
 Fiscal Year 1989 Through Fourth Quarter

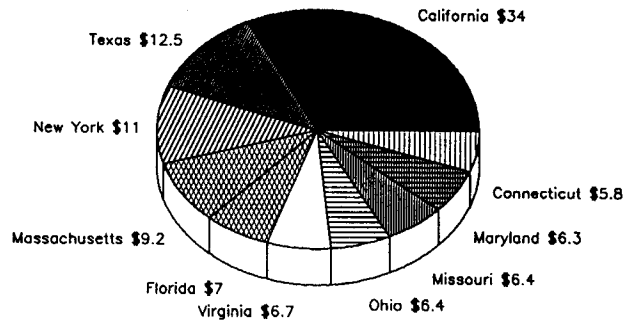
	DOLLARS (000)	PERCENT OF DOLLARS	DOLLAR RANK	RANK LAST FISCAL YEAR	RANK PER CAPITA
<b>TOTAL FEDERAL</b>	<b>159,140,660</b>	<b>100.00</b>			
Alabama	2,242,412	1.40	22	21	17
Alaska	614,572	.38	36	41	11
Arizona	3,143,536	1.97	16	17	44
Arkansas	496,350	.31	40	35	42
California	28,919,598	18.17	1	1	5
Colorado	3,921,438	2.46	14	13	9
Connecticut	6,411,444	4.02	8	10	2
Delaware	190,637	.11	46	46	51
District Of Columbia	2,861,429	1.79	18	18	1
Florida	6,019,990	3.78	10	6	24
Georgia	2,062,946	1.29	23	25	22
Hawaii	608,597	.38	37	40	45
Idaho	1,079,026	.67	33	38	10
Illinois	2,248,948	1.41	21	22	19
Indiana	1,853,800	1.16	25	27	32
Iowa	584,040	.36	38	36	37
Kansas	1,141,061	.71	32	32	34
Kentucky	1,144,875	.71	31	37	26
Louisiana	2,413,545	1.51	20	24	43
Maine	386,759	.24	42	39	50
Maryland	6,103,886	3.83	9	7	7
Massachusetts	9,347,229	5.87	3	5	6
Michigan	1,541,615	.96	26	29	16
Minnesota	1,891,476	1.18	24	23	25
Mississippi	1,374,245	.86	29	20	28
Missouri	7,111,494	4.46	6	8	8
Montana	154,589	.09	49	49	41
Nebraska	373,316	.23	43	44	33
Nevada	925,363	.58	34	34	29
New Hampshire	508,965	.31	39	42	35
New Jersey	3,938,169	2.47	13	12	18
New Mexico	3,109,582	1.95	17	15	3
New York	8,411,876	5.28	4	4	20
North Carolina	1,406,075	.88	28	26	14
North Dakota	162,037	.10	48	48	36
Ohio	6,660,341	4.18	7	9	27
Oklahoma	767,057	.48	35	33	21
Oregon	326,853	.20	45	30	40
Pennsylvania	3,644,993	2.29	15	11	13
Rhode Island	432,711	.27	41	43	47
South Carolina	2,449,922	1.53	19	16	15
South Dakota	140,722	.08	50	51	48
Tennessee	3,966,007	2.49	12	19	12
Texas	11,076,137	6.95	2	3	23
Utah	1,506,739	.94	27	26	39
Vermont	184,246	.11	47	50	49
Virginia	7,305,359	4.59	5	2	4
Washington	4,098,627	2.57	11	14	38
West Virginia	341,206	.21	44	45	31
Wisconsin	1,364,622	.85	30	31	30
Wyoming	139,359	.08	51	47	46
U.S. Outlying Areas	28,819	.01			

**FEDERAL PROCUREMENT DATA SYSTEM  
TOP 10 STATES BY PROCUREMENT FOR LAST 5 YEARS (Billions)  
Actions Reported Individually on SF279**

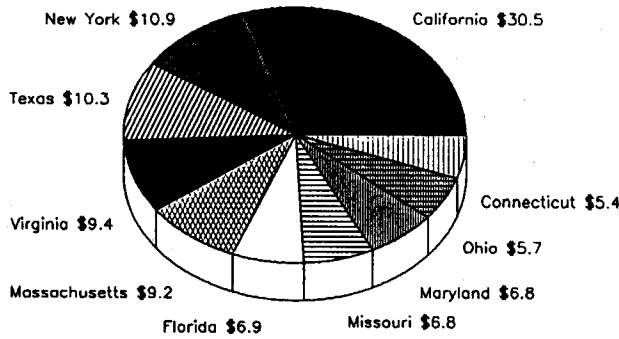
FISCAL YEAR 1985



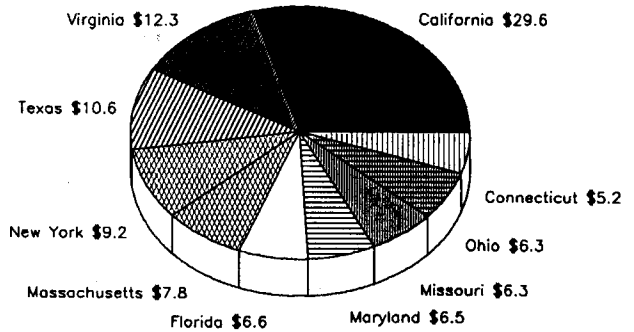
FISCAL YEAR 1986



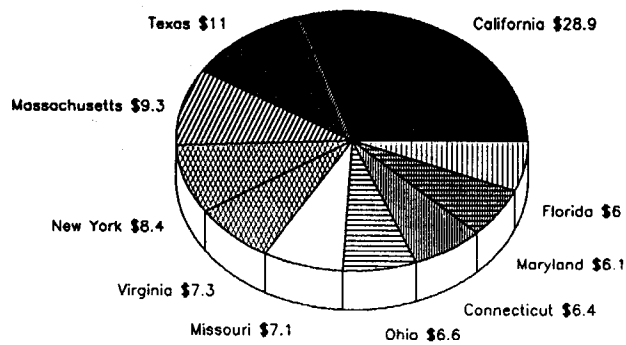
FISCAL YEAR 1987



FISCAL YEAR 1988



FISCAL YEAR 1989  
(Year to Date)



FEDERAL PROCUREMENT DATA SYSTEM  
**FEDERAL PROCUREMENT DOLLARS FOR ALABAMA**  
 Fiscal Year 1989 to Date

Population 4,052,636  
 Per Capita Procurement 553

Total Procurement By Place of Performance 2,242,412  
 Rank Per Capita 17 Last Year 8

TOP FIVE COUNTIES					
NAME OF COUNTY	CIVILIAN AGENCIES		DEPARTMENT OF DEFENSE		TOTAL (000)
	SMALL DIS-ADVANTAGED (000)	OTHER (000)	SMALL DIS-ADVANTAGED (000)	OTHER (000)	
1. MADISON	37,672	661,180	83,882	716,603	1,499,337
2. CALHOUN	0	70	5,907	113,356	119,333
3. MOBILE	887	14,075	2,873	80,690	98,525
4. JEFFERSON	230	35,512	220	55,897	91,859
5. COFFEE	926	10,488	10,426	66,527	88,367

TOP FIVE AGENCIES WITH PLACE OF PERFORMANCE IN THIS STATE (000)	
1. DEPARTMENT OF DEFENSE	1,388,458
2. NATIONAL AERONAUTICS AND SPACE ADMINISTRATION	690,156
3. GENERAL SERVICES ADMINISTRATION	58,799
4. DEPARTMENT OF ENERGY	17,775
5. DEPARTMENT OF AGRICULTURE	17,744

TOP FIVE CONTRACTING OFFICES LOCATED IN THIS STATE (000)	
1 USA MISSILE COMMAND AMSMI-PC	3,869,200
2 NATIONAL AERONAUTICS & SPACE ADMINISTRATION	2,442,958
3 DEPCDR USA STRATEGIC DEFENSE CMD	1,034,555
4 USA ENGINEER DIV HUNTSVILLE	220,779
5 SISC/PK	99,135

TYPE OF PRODUCT OR SERVICE	SMALL BUSINESS (000)	LARGE BUSINESS (000)	STATE & LOCAL GOV'T (000)	NON-PROFIT & OTHER (000)	TOTAL (000)
R & D	145,849	411,626	12,440	26,163	596,078
Construction	124,803	262,949	0	0	387,752
Supplies & Equipment	171,810	486,535	96	11,661	670,102
Services	173,872	398,005	3,227	13,376	588,480
<b>TOTAL</b>	<b>616,334</b>	<b>1,559,115</b>	<b>15,763</b>	<b>51,200</b>	<b>2,242,412</b>

TOP CONTRACTORS PERFORMING IN THIS STATE			
CIVILIAN AGENCIES CONTRACTORS	DOLLARS (000)	DEPARTMENT OF DEFENSE CONTRACTORS	DOLLARS (000)
1. BOEING COMPANY THE	288,547	1. BOEING COMPANY THE	119,350
2. UNITED TECHNOLOGIES CORP	192,363	2. TELEDYNE INC	117,628
3. TELEDYNE INC	51,580	3. GENERAL ELECTRIC COMPANY	68,013
4. PACIFIC DUNLOP HOLDINGS INC	30,730	4. THIOKOL CORPORATION	51,052
5. GRUMMAN CORPORATION	20,885	5. FMC CORPORATION	48,399
6. B A M S I INC	20,491	6. NICHOLS RESEARCH CORPORATION	39,852
7. SOUTHERN COMPANY INC	19,310	7. PRECISION STANDARD INC	36,611
8. BIONETICS CORP	18,255	8. COLSA INC	31,441
9. UNIVERSITY OF ALABAMA	13,521	9. FORD MOTOR COMPANY	25,572
10. BLACK & DECKER CORPORATION	11,657	10. INTERGRAPH CORPORATION	21,519



FEDERAL PROCUREMENT DATA SYSTEM  
**FEDERAL PROCUREMENT DOLLARS FOR ALASKA**  
 Fiscal Year 1989 to Date

Population 533,570

Total Procurement By Place of Performance 614,572

Per Capita Procurement 1,151

Rank Per Capita 11

Last Year 49

TOP FIVE COUNTIES					
NAME OF COUNTY	CIVILIAN AGENCIES		DEPARTMENT OF DEFENSE		TOTAL (000)
	SMALL DIS- ADVANTAGED (000)	OTHER (000)	SMALL DIS- ADVANTAGED (000)	OTHER (000)	
1. FAIRBANKS NORTH	177	28,711	10,826	168,968	208,682
2. ANCHORAGE	2,095	22,021	4,083	119,496	147,695
3. ALEUTIAN ISLAND	0	157	12,569	88,927	101,653
4. YUKON-KOYUKUK	219	1,608	1,082	59,295	62,204
5. KENAI PENINSULA	80	1,230	0	25,899	27,209
TOP FIVE AGENCIES WITH PLACE OF PERFORMANCE IN THIS STATE (000)					
1. DEPARTMENT OF DEFENSE					512,032
2. DEPARTMENT OF HEALTH AND HUMAN SERVICES					47,889
3. DEPARTMENT OF THE INTERIOR					22,314
4. DEPARTMENT OF COMMERCE					7,742
5. DEPARTMENT OF AGRICULTURE					6,939
TOP FIVE CONTRACTING OFFICES LOCATED IN THIS STATE (000)					
1 USA ENGINEER DISTRICT ALASKA					152,366
2 HQ 172D INF BRIGADE PROC DIV					20,998
3 DTI 5000 PROS EILSON AFB					20,099
4 USA ENGR DISTR ALASKA					12,014
5 DEPARTMENT OF AGRICULTURE, FOREST SERVICE					7,083
TYPE OF PRODUCT OR SERVICE	SMALL BUSINESS (000)	LARGE BUSINESS (000)	STATE & LOCAL GOV'T (000)	NON- PROFIT & OTHER (000)	TOTAL (000)
R & D	215	442	2,368	2,106	5,131
Construction	202,071	71,443	0	633	274,147
Supplies & Equipment	20,745	103,625	0	110	124,480
Services	67,357	95,646	18,935	28,876	210,814
<b>TOTAL</b>	<b>290,388</b>	<b>271,156</b>	<b>21,303</b>	<b>31,725</b>	<b>614,572</b>
TOP CONTRACTORS PERFORMING IN THIS STATE					
CIVILIAN AGENCIES CONTRACTORS	DOLLARS (000)	DEPARTMENT OF DEFENSE CONTRACTORS		DOLLARS (000)	
1. TANANA CHIEFS CONFERENCE	9,476	1. MAPCO INC		64,196	
2. YUKON-KUSKOKWIM HEALTH CORP	9,111	2. ITT CORPORATION		50,586	
3. NORTON SOUND HEALTH CORPORATIO	5,948	3. OSBORNE & MKB JV		38,549	
4. UNIVERSITY OF ALASKA	5,280	4. TESORO PETROLEUM CORPORATION		33,674	
5. GENERAL ELECTRIC COMPANY	4,960	5. R G & B CONTRACTORS INC		29,831	
6. MANILAQ ASSOCIATION	3,787	6. ALEUTIAN CONSTRUCTORS JV CHRIS		21,165	
7. R G & B CONTRACTORS INC	3,013	7. ALEUTIAN CONSTRUCTORS		16,790	
8. SOUTHEAST ALSK RGNL HLTH CORP	2,482	8. GASTON & ASSOCIATES INC		14,148	
9. PACIFICORP	2,387	9. CJM CONSTRUCTION CO & UNIT CO		10,626	
10. NORTH SCOPE BOROUGH INDEP	1,924	10. WALSKY CONSTRUCTION INC		10,216	

FEDERAL PROCUREMENT DATA SYSTEM  
**FEDERAL PROCUREMENT DOLLARS FOR ARIZONA**  
 Fiscal Year 1989 to Date

Population 3,242,188  
 Per Capita Procurement 969

Total Procurement By Place of Performance 3,143,536  
 Rank Per Capita 44 Last Year 42

TOP FIVE COUNTIES					
NAME OF COUNTY	CIVILIAN AGENCIES		DEPARTMENT OF DEFENSE		TOTAL (000)
	SMALL DIS- ADVANTAGED (000)	OTHER (000)	SMALL DIS- ADVANTAGED (000)	OTHER (000)	
1. MARICOPA	5,909	98,231	9,515	1,504,101	1,617,756
2. PIMA	6,870	46,985	3,147	1,143,904	1,200,906
3. COCHISE	245	5,437	11,737	103,474	120,893
4. PINAL	49,552	22,454	1,486	8,193	81,685
5. LA PAZ	1,975	19,288	3,225	21,320	45,808

TOP FIVE AGENCIES WITH PLACE OF PERFORMANCE IN THIS STATE (000)	
1. DEPARTMENT OF DEFENSE	2,831,537
2. DEPARTMENT OF THE INTERIOR	123,184
3. DEPARTMENT OF HEALTH AND HUMAN SERVICES	34,411
4. DEPARTMENT OF STATE	26,524
5. DEPARTMENT OF VETERANS AFFAIRS	26,385

TOP FIVE CONTRACTING OFFICES LOCATED IN THIS STATE (000)	
1 HQ US ARMY GARRISON	118,816
2 ATC/LGC WILLIAMS AFB	25,612
3 ADMINISTRATION SERVICES BRANCH	20,927
4 836 AD/LGC DAVIS MOUNTAIN AFB	16,850
5 ADMINISTRATION SERVICES BRANCH	9,317

TYPE OF PRODUCT OR SERVICE	SMALL BUSINESS (000)	LARGE BUSINESS (000)	STATE & LOCAL GOV'T (000)	NON- PROFIT & OTHER (000)	TOTAL (000)
R & D	33,513	354,197	8,421	13,184	409,315
Construction	170,373	61,738	206	497	232,814
Supplies & Equipment	31,269	2,001,262	20	141,506	2,174,057
Services	82,003	176,802	34,176	34,369	327,350
<b>TOTAL</b>	<b>317,158</b>	<b>2,593,999</b>	<b>42,823</b>	<b>189,556</b>	<b>3,143,536</b>

TOP CONTRACTORS PERFORMING IN THIS STATE			
CIVILIAN AGENCIES CONTRACTORS	DOLLARS (000)	DEPARTMENT OF DEFENSE CONTRACTORS	DOLLARS (000)
1. CRYSTAL CREEK CONSTRUCTION	49,552	1. GENERAL MOTORS CORPORATION	1,079,091
2. F S S AIRHOLDINGS INC	25,938	2. MCDONNELL DOUGLAS CORP	770,409
3. ASSOC UNIV RESEARCH ASTRONOMY	20,588	3. MOTOROLA INC	321,741
4. WYMAN-GORDON COMPANY	17,580	4. LITTON INDUSTRIES INC	88,451
5. KIEWIT PETER SONS DE CORP	13,577	5. ALLIED SIGNAL INC	83,464
6. TELEDYNE INC	13,285	6. MCDONNELL DGLS BELL HEL TEX JV	57,000
7. GROVES S J & SONS COMPANY	10,000	7. SPACE DATA CORPORATION	31,406
8. UNIVERSITY OF ARIZONA	8,135	8. WYMAN-GORDON COMPANY	26,148
9. WESTINGHOUSE ELECTRIC CORP	6,905	9. ASEA BROWN BOVERI INC	25,547
10. MAYA CONSTRUCTION COMPANY	6,475	10. TALLEY INDUSTRIES INC	15,068

FEDERAL PROCUREMENT DATA SYSTEM  
**FEDERAL PROCUREMENT DOLLARS FOR ARKANSAS**  
 Fiscal Year 1989 to Date

Population 2,371,081  
 Per Capita Procurement 209

Total Procurement By Place of Performance 496,350  
 Rank Per Capita 42 Last Year 40

TOP FIVE COUNTIES					
NAME OF COUNTY	CIVILIAN AGENCIES		DEPARTMENT OF DEFENSE		TOTAL (000)
	SMALL DIS- ADVANTAGED (000)	OTHER (000)	SMALL DIS- ADVANTAGED (000)	OTHER (000)	
1. OUACHITA	0	71	0	80,668	80,739
2. JEFFERSON	0	8,762	1,702	60,301	70,765
3. WHITE	0	58,802	0	820	59,622
4. PULASKI	4,195	20,751	2,777	23,717	51,440
5. CALHOUN	0	12	0	46,866	46,878

TOP FIVE AGENCIES WITH PLACE OF PERFORMANCE IN THIS STATE (000)	
1. DEPARTMENT OF DEFENSE	359,333
2. GENERAL SERVICES ADMINISTRATION	70,367
3. DEPARTMENT OF AGRICULTURE	31,402
4. DEPARTMENT OF VETERANS AFFAIRS	11,474
5. DEPARTMENT OF HEALTH AND HUMAN SERVICES	6,645

TOP FIVE CONTRACTING OFFICES LOCATED IN THIS STATE (000)	
1 ARMY PINE BLUFF ARSENAL SMCRM-PO	58,771
2 USA ENGINEER DISTR LITTLE ROCK	22,643
3 CINCSAC/LGC BLYTHEVILLE AFB	14,490
4 314 TAW/LGC LITTLE ROCK AFB	11,106
5 VA MED CTR	10,796

TYPE OF PRODUCT OR SERVICE	SMALL BUSINESS (000)	LARGE BUSINESS (000)	STATE & LOCAL GOV'T (000)	NON- PROFIT & OTHER (000)	TOTAL (000)
R & D	493	5,075	224	631	6,423
Construction	63,510	21,929	934	1,339	87,712
Supplies & Equipment	167,529	119,192	179	17,263	304,163
Services	22,381	62,802	7,363	5,506	98,052
<b>TOTAL</b>	<b>253,913</b>	<b>208,998</b>	<b>8,700</b>	<b>24,739</b>	<b>496,350</b>

TOP CONTRACTORS PERFORMING IN THIS STATE			
CIVILIAN AGENCIES CONTRACTORS	DOLLARS (000)	DEPARTMENT OF DEFENSE CONTRACTORS	DOLLARS (000)
1. RAYTHEON COMPANY	58,474	1. GENERAL DYNAMICS CORPORATION	40,050
2. RICELAND FOODS INC	16,479	2. BEI ELECTRONICS INC	39,035
3. ARKANSAS STATE OF	6,308	3. SEQUA CORPORATION	29,612
4. CARGILL INC	4,567	4. ROE ENTERPRISES INC	24,001
5. WILLIAMSON SON JANITORIAL SVC	4,119	5. MUNRO & COMPANY INC	22,391
6. BIONETICS CORP	3,400	6. C E OPERATIONS & MAINT SVC INC	20,459
7. ENTERGY CORPORATION	3,126	7. MARTIN GAS CORPORATION	10,325
8. INTERNATIONAL ABATEMENT MNGT.	2,868	8. ENTERGY CORPORATION	8,358
9. PRODUCERS RICE MILL INC	2,613	9. AMERICAN FUEL CELL CTD FABRICS	8,337
10. CAREER SYSTEMS DEVELOPMT CORP	1,599	10. CONVENTIONAL MUNITIONS SYSTEMS	7,380

FEDERAL PROCUREMENT DATA SYSTEM  
**FEDERAL PROCUREMENT DOLLARS FOR CALIFORNIA**  
 Fiscal Year 1989 to Date

Population 26,981,280  
 Per Capita Procurement 1,071

Total Procurement By Place of Performance 28,919,598  
 Rank Per Capita 5 Last Year 5

TOP FIVE COUNTIES					
NAME OF COUNTY	CIVILIAN AGENCIES		DEPARTMENT OF DEFENSE		TOTAL (000)
	SMALL DIS-ADVANTAGED (000)	OTHER (000)	SMALL DIS-ADVANTAGED (000)	OTHER (000)	
1. LOS ANGELES	16,977	3,089,348	95,745	8,840,470	12,042,540
2. SANTA CLARA	45,313	696,403	25,224	3,791,058	4,557,998
3. ORANGE	1,246	382,769	18,074	2,652,384	3,054,473
4. SAN DIEGO	4,247	167,068	82,780	2,188,940	2,443,035
5. ALAMEDA	10,407	1,069,597	21,953	364,339	1,466,296
TOP FIVE AGENCIES WITH PLACE OF PERFORMANCE IN THIS STATE (000)					
1. DEPARTMENT OF DEFENSE					22,801,152
2. NATIONAL AERONAUTICS AND SPACE ADMINISTRATION					3,728,508
3. DEPARTMENT OF ENERGY					1,686,268
4. GENERAL SERVICES ADMINISTRATION					132,463
5. DEPARTMENT OF VETERANS AFFAIRS					126,615
TOP FIVE CONTRACTING OFFICES LOCATED IN THIS STATE (000)					
1 BALLISTIC MISSILE OFFICE/PMX					1,921,198
2 OASA I&L DEP FOR MAT ACQUISITION					1,578,771
3 NATIONAL AERONAUTICS & SPACE ADMINISTRATION					1,063,372
4 SACRAMENTO ALC/PPW WEAP & EQ DIV					888,513
5 MUSKOGEE AREA OFFICE					773,375
TYPE OF PRODUCT OR SERVICE	SMALL BUSINESS (000)	LARGE BUSINESS (000)	STATE & LOCAL GOV'T (000)	NON-PROFIT & OTHER (000)	TOTAL (000)
R & D	418,835	6,508,759	268,840	1,368,811	8,565,245
Construction	740,451	611,813	0	181	1,352,445
Supplies & Equipment	1,042,462	11,432,515	0	353,251	12,828,228
Services	904,754	3,143,076	948,425	1,177,425	6,173,680
<b>TOTAL</b>	<b>3,106,502</b>	<b>21,696,163</b>	<b>1,217,265</b>	<b>2,899,668</b>	<b>28,919,598</b>
TOP CONTRACTORS PERFORMING IN THIS STATE					
CIVILIAN AGENCIES CONTRACTORS	DOLLARS (000)	DEPARTMENT OF DEFENSE CONTRACTORS	DOLLARS (000)		
1. ROCKWELL INTERNATIONAL CORP	1,544,937	1. MCDONNELL DOUGLAS CORP	2,589,566		
2. CALIFORNIA INST OF TECHNOLOGY	1,059,321	2. LOCKHEED CORPORATION	2,463,673		
3. UNIVERSITY OF CALIFORNIA	1,053,329	3. GENERAL MOTORS CORPORATION	1,915,741		
4. MCDONNELL DOUGLAS CORP	267,937	4. ROCKWELL INTERNATIONAL CORP	1,587,865		
5. TRW INC	210,718	5. GENERAL DYNAMICS CORPORATION	1,193,240		
6. BECHTEL GROUP INC	198,317	6. TRW INC	1,123,958		
7. STANFORD LELAND JUNIOR UNIV	187,683	7. GENCORP INC	792,806		
8. LOCKHEED CORPORATION	137,042	8. FOUNDATION HEALTH CORPORATION	639,309		
9. FORD MOTOR COMPANY	131,019	9. F N C CORPORATION	526,132		
10. ASHLAND OIL INC	70,257	10. FORD MOTOR COMPANY	429,133		

FEDERAL PROCUREMENT DATA SYSTEM  
**FEDERAL PROCUREMENT DOLLARS FOR COLORADO**  
 Fiscal Year 1989 to Date

Population 3,266,889  
 Per Capita Procurement 1,200

Total Procurement By Place of Performance 3,921,438  
 Rank Per Capita 9 Last Year 34

TOP FIVE COUNTIES					
NAME OF COUNTY	CIVILIAN AGENCIES		DEPARTMENT OF DEFENSE		TOTAL (000)
	SMALL DIS- ADVANTAGED (000)	OTHER (000)	SMALL DIS- ADVANTAGED (000)	OTHER (000)	
1. DENVER	6,089	116,312	4,875	1,934,251	2,061,527
2. EL PASO	4,241	12,556	47,457	549,253	613,507
3. JEFFERSON	21,804	551,439	0	39,185	612,428
4. BOULDER	4,767	42,436	436	160,951	208,590
5. ARAPAHOE	4,209	72,748	4,034	59,344	140,335
TOP FIVE AGENCIES WITH PLACE OF PERFORMANCE IN THIS STATE (000)					
1. DEPARTMENT OF DEFENSE					2,905,052
2. DEPARTMENT OF ENERGY					686,274
3. NATIONAL AERONAUTICS AND SPACE ADMINISTRATION					125,006
4. DEPARTMENT OF THE INTERIOR					72,922
5. GENERAL SERVICES ADMINISTRATION					40,328
TOP FIVE CONTRACTING OFFICES LOCATED IN THIS STATE (000)					
1 CHAMPUS					231,918
2 USA ENGINEER DISTR LITTLE ROCK					63,311
3 ATC/LGC LOWRY AFB					39,579
4 USAFA/LGP USAF ACADEMY					36,311
5 NOAA, MOUNTAIN ADMINISTRATIVE SUPPORT CENTER					24,310
TYPE OF PRODUCT OR SERVICE	SMALL BUSINESS (000)	LARGE BUSINESS (000)	STATE & LOCAL GOV'T (000)	NON- PROFIT & OTHER (000)	TOTAL (000)
R & D	27,283	2,281,948	6,977	80,615	2,396,823
Construction	147,704	46,758	98	0	194,560
Supplies & Equipment	105,662	227,934	0	3,495	337,091
Services	161,737	815,609	9,147	6,471	992,964
<b>TOTAL</b>	<b>442,386</b>	<b>3,372,249</b>	<b>16,222</b>	<b>90,581</b>	<b>3,921,438</b>
TOP CONTRACTORS PERFORMING IN THIS STATE					
CIVILIAN AGENCIES CONTRACTORS	DOLLARS (000)	DEPARTMENT OF DEFENSE CONTRACTORS		DOLLARS (000)	
1. ROCKWELL INTERNATIONAL CORP	447,097	1. MARTIN MARIETTA CORPORATION	1,889,918		
2. MARTIN MARIETTA CORPORATION	69,075	2. LITTON INDUSTRIES INC	221,646		
3. UNC INCORPORATED	64,252	3. INTERNATIONAL BUSINESS MACHINE	115,420		
4. MIDWEST RESEARCH INSTITUTE	60,971	4. AMERICAN CAPITAL & RES CORP	59,332		
5. BART ASSOCIATES INC	35,761	5. FORD MOTOR COMPANY	50,227		
6. ORBITAL SCIENCES CORPORATION	34,800	6. STEARNS CATALYTIC CORPORATION	38,707		
7. BALL CORPORATION	21,177	7. KAMAN CORPORATION	37,726		
8. NATIONAL SYSTEMS & RESEARCH CO	12,117	8. BALL CORPORATION	27,907		
9. AUTO-TROL TECHNOLOGY CORP	9,002	9. FLIGHTSAFETY INTERNATIONAL	19,363		
10. KAMAN CORPORATION	8,935	10. MCDONNELL DOUGLAS CORP	15,054		

FEDERAL PROCUREMENT DATA SYSTEM  
**FEDERAL PROCUREMENT DOLLARS FOR CONNECTICUT**  
 Fiscal Year 1989 to Date

Population 3,188,813  
 Per Capita Procurement 2,010

Total Procurement By Place of Performance 6,411,444  
 Rank Per Capita 2 Last Year 17

TOP FIVE COUNTIES					
NAME OF COUNTY	CIVILIAN AGENCIES		DEPARTMENT OF DEFENSE		TOTAL (000)
	SMALL DIS- ADVANTAGED (000)	OTHER (000)	SMALL DIS- ADVANTAGED (000)	OTHER (000)	
1. NEW LONDON	2,089	181,601	4,661	2,495,357	2,683,708
2. FAIRFIELD	15	69,366	6,686	1,864,217	1,940,284
3. HARTFORD	562	78,289	10,166	1,474,211	1,563,228
4. NEW HAVEN	5,343	34,381	1,732	121,681	163,137
5. MIDDLESEX	0	336	29	28,707	29,072

TOP FIVE AGENCIES WITH PLACE OF PERFORMANCE IN THIS STATE (000)	
1. DEPARTMENT OF DEFENSE	6,035,641
2. DEPARTMENT OF ENERGY	198,584
3. NATIONAL AERONAUTICS AND SPACE ADMINISTRATION	79,979
4. DEPARTMENT OF VETERANS AFFAIRS	37,771
5. DEPARTMENT OF THE TREASURY	24,423

TOP FIVE CONTRACTING OFFICES LOCATED IN THIS STATE (000)	
1 DEPARTMENT OF INTERIOR/BUREAU OF MINES	27,990
2 VA MED CTR	8,391
3 DEPT OF JUSTICE - FEDERAL PRISON SYSTEM	3,996
4 VA MED CTR	3,839
5 USP&FO FOR CONNECTICUT	772

TYPE OF PRODUCT OR SERVICE	SMALL BUSINESS (000)	LARGE BUSINESS (000)	STATE & LOCAL GOV'T (000)	NON- PROFIT & OTHER (000)	TOTAL (000)
R & D	30,741	229,184	365	21,941	282,231
Construction	20,350	11,694	0	0	32,044
Supplies & Equipment	240,817	4,798,157	0	282,519	5,321,493
Services	38,627	706,835	1,706	28,508	775,676
<b>TOTAL</b>	<b>330,535</b>	<b>5,745,870</b>	<b>2,071</b>	<b>332,968</b>	<b>6,411,444</b>

TOP CONTRACTORS PERFORMING IN THIS STATE			
CIVILIAN AGENCIES CONTRACTORS	DOLLARS (000)	DEPARTMENT OF DEFENSE CONTRACTORS	DOLLARS (000)
1. UNC INCORPORATED	170,312	1. UNITED TECHNOLOGIES CORP	2,775,894
2. UNITED TECHNOLOGIES CORP	46,049	2. GENERAL DYNAMICS CORPORATION	2,347,467
3. PERKIN ELMER CORP	26,041	3. TEXTRON INC	228,736
4. NORTH AMERICAN PHILIPS CORP	14,602	4. KAMAN CORPORATION	95,992
5. YALE UNIVERSITY	12,688	5. ANALYSIS & TECHNOLOGY INC	48,292
6. KONICA BUSINESS MACHINES USA	10,659	6. PERKIN-ELMER CORPORATION	35,351
7. ASEA BROWN BOVERI INC	8,092	7. FORSTER ENTERPRISES INC	27,335
8. TRATAROS CONSTRUCTION INC	7,425	8. CONDEC CORPORATION	21,492
9. CLARENDON LTD	5,422	9. SLOCOMB J T COMPANY	21,191
10. SCIENTIFIC RESEARCH ASSOC INC	4,179	10. DELTA INDUSTRIES	16,734

**FEDERAL PROCUREMENT DATA SYSTEM**  
**FEDERAL PROCUREMENT DOLLARS FOR DELAWARE**  
 Fiscal Year 1989 to Date

Population 632,754  
 Per Capita Procurement 301

Total Procurement By Place of Performance 190,637  
 Rank Per Capita 51 Last Year 51

TOP FIVE COUNTIES					
NAME OF COUNTY	CIVILIAN AGENCIES		DEPARTMENT OF DEFENSE		TOTAL (000)
	SMALL DIS-ADVANTAGED (000)	OTHER (000)	SMALL DIS-ADVANTAGED (000)	OTHER (000)	
1. NEW CASTLE	479	14,765	738	126,522	142,504
2. KENT	0	2,673	3,906	36,355	42,934
3. SUSSEX	0	1,564	0	3,635	5,199
4.					
5.					
TOP FIVE AGENCIES WITH PLACE OF PERFORMANCE IN THIS STATE (000)					
1. DEPARTMENT OF DEFENSE					171,156
2. DEPARTMENT OF VETERANS AFFAIRS					4,953
3. GENERAL SERVICES ADMINISTRATION					3,891
4. DEPARTMENT OF JUSTICE					3,014
5. DEPARTMENT OF ENERGY					2,761
TOP FIVE CONTRACTING OFFICES LOCATED IN THIS STATE (000)					
1 436 MAW/LGC DOVER AFB					25,328
2 VA MED/RO CENTER					2,094
3 USP&FO FOR DELAWARE					480
4					
5					
TYPE OF PRODUCT OR SERVICE	SMALL BUSINESS (000)	LARGE BUSINESS (000)	STATE & LOCAL GOV'T (000)	NON-PROFIT & OTHER (000)	TOTAL (000)
R & D	2,925	7,385	80	2,151	12,541
Construction	13,284	13,846	0	0	27,130
Supplies & Equipment	12,842	113,943	0	1,780	128,565
Services	6,855	5,177	267	10,102	22,401
<b>TOTAL</b>	<b>35,906</b>	<b>140,351</b>	<b>347</b>	<b>14,033</b>	<b>190,637</b>
TOP CONTRACTORS PERFORMING IN THIS STATE					
CIVILIAN AGENCIES CONTRACTORS	DOLLARS (000)	DEPARTMENT OF DEFENSE CONTRACTORS	DOLLARS (000)		
1. E I DU PONT DE NMOURS COMPANY	6,214	1. TEXACO INC	96,221		
2. ICI AMERICNA HOLDINGS	2,876	2. CAESAR RODNEY SCH DIST	8,377		
3. NATIONAL CUP COMPANY	1,678	3. I L C INDUSTRIES INC	6,970		
4. VENABLES W B & SONS INC	1,498	4. AMERICAN DREDGING COMPANY	6,314		
5. OGDEN CORPORATION	1,443	5. E I DU PONT DE NMOURS COMPANY	5,607		
6. WICKES COMPANIES INC	590	6. ITEL CORPORATION	4,390		
7. UNIVERSITY OF DELAWARE	566	7. ROBERTS CONSTRUCTION COMPANY	3,202		
8. ATLANTIC AVIATION CORPORATION	550	8. J & K DISTRIBUTORS INC	3,003		
9. CENTER FOR SYSTEMS PROGRAM DEV	463	9. DOVER CITY OF	2,236		
10. HAMILTON CONTRACTING INC	419	10. UNIVERSITY OF DELAWARE	1,936		

FEDERAL PROCUREMENT DATA SYSTEM  
**FEDERAL PROCUREMENT DOLLARS FOR DISTRICT OF COLUMBIA**  
 Fiscal Year 1989 to Date

Population 626,065

Per Capita Procurement 4,570

Total Procurement By Place of Performance 2,861,429

Rank Per Capita 1

Last Year 32

TOP FIVE COUNTIES					
NAME OF COUNTY	CIVILIAN AGENCIES		DEPARTMENT OF DEFENSE		TOTAL (000)
	SMALL DIS- ADVANTAGED (000)	OTHER (000)	SMALL DIS- ADVANTAGED (000)	OTHER (000)	
1. DISTRICT OF COL	242,178	1,692,468	91,017	835,766	2,861,429
2.					
3.					
4.					
5.					

TOP FIVE AGENCIES WITH PLACE OF PERFORMANCE IN THIS STATE (000)	
1. DEPARTMENT OF DEFENSE	926,783
2. GENERAL SERVICES ADMINISTRATION	793,997
3. DEPARTMENT OF JUSTICE	224,709
4. DEPARTMENT OF ENERGY	109,756
5. DEPARTMENT OF THE TREASURY	104,340

TOP FIVE CONTRACTING OFFICES LOCATED IN THIS STATE (000)	
1 NAVAL SEA SYSTEMS COMMAND	5,380,159
2 STRATEGIC SYSTEMS PROJECT OFFICE	3,071,367
3 NAVAL SEA SYSTEMS COMMAND	2,910,686
4 NAVAL SEA SYSTEMS COMMAND	2,175,984
5 NAVAL AIR SYSTEMS COMMAND	1,990,404

TYPE OF PRODUCT OR SERVICE	SMALL BUSINESS (000)	LARGE BUSINESS (000)	STATE & LOCAL GOV'T (000)	NON- PROFIT & OTHER (000)	TOTAL (000)
R & D	37,775	17,587	1,443	106,424	163,229
Construction	88,166	136,769	0	305	225,240
Supplies & Equipment	101,040	644,702	0	37,525	783,267
Services	453,040	1,119,256	552	116,845	1,689,693
<b>TOTAL</b>	<b>680,021</b>	<b>1,918,314</b>	<b>1,995</b>	<b>261,099</b>	<b>2,861,429</b>

TOP CONTRACTORS PERFORMING IN THIS STATE			
CIVILIAN AGENCIES CONTRACTORS	DOLLARS (000)	DEPARTMENT OF DEFENSE CONTRACTORS	DOLLARS (000)
1. HONEYWELL INC	390,104	1. CSX CORPORATION	157,526
2. AMERICAN TELE & TELG COMPANY	205,414	2. BELL ATLANTIC CORPORATION	45,601
3. UNISYS CORPORATION	89,510	3. SHORE MANAGEMENT INC	45,152
4. MARTIN MARIETTA CORPORATION	56,668	4. LOCKHEED CORPORATION	34,842
5. NATIONAL ACADEMY SCIENCES USA	49,696	5. AMERICAN TELE & TELG COMPANY	31,692
6. COMPUTER SCIENCES CORPORATION	34,039	6. BECHTEL GROUP INC	26,690
7. WESTON ROY F INC	31,140	7. CLARK ENTERPRISES INC	25,500
8. POTOMAC ELECTRIC PWR COMPANY	30,022	8. CENTEX CORPORATION	20,499
9. AFRICAN AMERICAN INST INC THE	29,145	9. THOMPSON J WALTER COMPANY	14,745
10. JOINT OCNGRAPHIC INSTITUTIONS	26,371	10. GENERAL OIL CORPORATION	14,658



FEDERAL PROCUREMENT DATA SYSTEM  
**FEDERAL PROCUREMENT DOLLARS FOR FLORIDA**  
 Fiscal Year 1989 to Date

Population 11,675,143  
 Per Capita Procurement 515

Total Procurement By Place of Performance 6,019,990  
 Rank Per Capita 24 Last Year 18

TOP FIVE COUNTIES					
NAME OF COUNTY	CIVILIAN AGENCIES		DEPARTMENT OF DEFENSE		TOTAL (000)
	SMALL DIS- ADVANTAGED (000)	OTHER (000)	SMALL DIS- ADVANTAGED (000)	OTHER (000)	
1. BREVARD	3,605	1,199,733	12,172	679,080	1,894,590
2. ORANGE	612	7,783	12,284	1,344,529	1,365,208
3. PALM BEACH	126	93,355	79	493,015	586,575
4. PINELLAS	232	127,767	2,142	368,173	498,314
5. OKALOOSA	0	1,412	16,257	260,274	277,943
TOP FIVE AGENCIES WITH PLACE OF PERFORMANCE IN THIS STATE (000)					
1. DEPARTMENT OF DEFENSE					4,425,613
2. NATIONAL AERONAUTICS AND SPACE ADMINISTRATION					1,229,083
3. DEPARTMENT OF ENERGY					114,793
4. DEPARTMENT OF VETERANS AFFAIRS					50,060
5. FEDERAL EMERGENCY MANAGEMENT AGENCY					42,215
TOP FIVE CONTRACTING OFFICES LOCATED IN THIS STATE (000)					
1 NATIONAL AERONAUTICS & SPACE ADMINISTRATION					1,139,519
2 AD/YMK AMRAAM CONTRACTING					491,650
3 NAVAL TRAINING SYSTEMS CENTER					429,599
4 SD/SAMTO/ESMC/PMP DIR CONT MGMT					205,937
5 AD/YIK INSTRU & EQUIP CONT DIV					150,530
TYPE OF PRODUCT OR SERVICE	SMALL BUSINESS (000)	LARGE BUSINESS (000)	STATE & LOCAL GOV'T (000)	NON- PROFIT & OTHER (000)	TOTAL (000)
R & D	73,266	762,190	1,023	50,020	886,499
Construction	267,124	105,774	0	0	372,898
Supplies & Equipment	275,764	2,195,886	0	127,808	2,599,458
Services	269,698	1,844,853	20,406	26,178	2,161,135
<b>TOTAL</b>	<b>885,852</b>	<b>4,908,703</b>	<b>21,429</b>	<b>204,006</b>	<b>6,019,990</b>
TOP CONTRACTORS PERFORMING IN THIS STATE					
CIVILIAN AGENCIES CONTRACTORS	DOLLARS (000)	DEPARTMENT OF DEFENSE CONTRACTORS		DOLLARS (000)	
1. LOCKHEED SPACE OPERATIONS CO	552,297	1. MARTIN MARIETTA CORPORATION		1,183,628	
2. ROCKWELL INTERNATIONAL CORP	196,578	2. UNITED TECHNOLOGIES CORP		583,083	
3. EG&G INC	179,707	3. HONEYWELL INC		182,486	
4. MCDONNELL DOUGLAS CORP	146,085	4. JOHNSON CONTROLS INC		161,554	
5. GENERAL ELECTRIC COMPANY	113,637	5. HARRIS CORPORATION		147,113	
6. UNITED TECHNOLOGIES CORP	89,482	6. COMPUTER SCIENCES RAYTHEON JV		95,068	
7. HARRIS CORPORATION	70,998	7. GRUMMAN CORPORATION		74,538	
8. EDEN HANNON & COMPANY	16,815	8. GENERAL ELECTRIC COMPANY		74,530	
9. BOEING COMPANY THE	11,888	9. MCDONNELL DOUGLAS CORP		68,147	
10. COMPUTER DATA SYSTEMS INC	9,706	10. ENGINEERING RESEARCH ASSOC		56,486	

FEDERAL PROCUREMENT DATA SYSTEM  
**FEDERAL PROCUREMENT DOLLARS FOR GEORGIA**  
 Fiscal Year 1989 to Date

Population 6,103,923  
 Per Capita Procurement 337

Total Procurement By Place of Performance 2,062,946  
 Rank Per Capita 22 Last Year 15

TOP FIVE COUNTIES					
NAME OF COUNTY	CIVILIAN AGENCIES		DEPARTMENT OF DEFENSE		TOTAL (000)
	SMALL DIS- ADVANTAGED (000)	OTHER (000)	SMALL DIS- ADVANTAGED (000)	OTHER (000)	
1. COBB	562	6,932	998	693,405	701,897
2. CHATHAM	0	21,359	4,829	194,920	221,108
3. DE KALB	3,284	70,478	797	137,331	211,890
4. HOUSTON	0	53	6,648	142,789	149,490
5. GWINNETT	303	11,934	1,252	125,970	139,459
TOP FIVE AGENCIES WITH PLACE OF PERFORMANCE IN THIS STATE (000)					
1. DEPARTMENT OF DEFENSE					1,838,703
2. DEPARTMENT OF AGRICULTURE					41,460
3. GENERAL SERVICES ADMINISTRATION					38,612
4. DEPARTMENT OF THE TREASURY					25,193
5. DEPARTMENT OF VETERANS AFFAIRS					21,345
TOP FIVE CONTRACTING OFFICES LOCATED IN THIS STATE (000)					
1 MINERALS MANAGEMENT SERVICE					4,071,600
2 WARNER ROBINS ALC/PPW & PPZ					2,330,894
3 MINNEAPOLIS AREA OFFICE					980,584
4 VETERANS ADMINISTRATION DATA PROCESSING CTR.					282,818
5 WARNER ROBINS ALC/PPWMP PROV BR					222,361
TYPE OF PRODUCT OR SERVICE	SMALL BUSINESS (000)	LARGE BUSINESS (000)	STATE & LOCAL GOV'T (000)	NON- PROFIT & OTHER (000)	TOTAL (000)
R & D	3,189	45,441	1,376	52,308	102,314
Construction	169,347	102,253	49	1,821	273,470
Supplies & Equipment	172,953	1,026,182	49	58,697	1,257,881
Services	133,736	268,095	537	26,913	429,281
<b>TOTAL</b>	<b>479,225</b>	<b>1,441,971</b>	<b>2,011</b>	<b>139,739</b>	<b>2,062,946</b>
TOP CONTRACTORS PERFORMING IN THIS STATE					
CIVILIAN AGENCIES CONTRACTORS	DOLLARS (000)	DEPARTMENT OF DEFENSE CONTRACTORS		DOLLARS (000)	
1. CINDERELLA FOODS DIV	21,640	1. LOCKHEED CORPORATION		687,355	
2. MANAGEMENT AND TRAINING CORP	12,376	2. MONTEDISON SPA		111,446	
3. CHRYSLER CORPORATION	10,481	3. ROCKWELL INTERNATIONAL CORP		108,240	
4. NUCLEAR ASSURANCE CORP	7,600	4. HALTER MARINE INC		50,511	
5. ARA GROUP INC	7,065	5. JOHNSON CONTROLS INC		49,673	
6. BELLSOUTH CORPORATION	6,515	6. GEORGIA TECH RESEARCH CORP		49,523	
7. GILMAN INVESTMENT COMPANY INC	5,437	7. SELLERS OIL COMPANY INC		40,120	
8. CAL WESTERN PACKAGING CORP	5,000	8. HOLZMANN PHILIPP USA		31,957	
9. ALLIED PAPER INCORPORATED	4,261	9. FORSTMANN & CO INC		27,419	
10. UNISYS CORPORATION	4,028	10. CONNER BROTHERS CNSTR CO		23,227	

FEDERAL PROCUREMENT DATA SYSTEM  
**FEDERAL PROCUREMENT DOLLARS FOR HAWAII**  
 Fiscal Year 1989 to Date

Population 1,062,344  
 Per Capita Procurement 572

Total Procurement By Place of Performance 608,597  
 Rank Per Capita 45 Last Year 43

TOP FIVE COUNTIES					
NAME OF COUNTY	CIVILIAN AGENCIES		DEPARTMENT OF DEFENSE		TOTAL (000)
	SMALL DIS- ADVANTAGED (000)	OTHER (000)	SMALL DIS- ADVANTAGED (000)	OTHER (000)	
1. HONOLULU	5,338	39,182	108,616	394,428	547,564
2. MAUI	0	2,145	1,248	27,236	30,629
3. KAUAI	22	126	270	25,621	26,039
4. HAWAII	280	108	2,240	1,737	4,365
5.					

TOP FIVE AGENCIES WITH PLACE OF PERFORMANCE IN THIS STATE (000)	
1. DEPARTMENT OF DEFENSE	561,396
2. DEPARTMENT OF AGRICULTURE	9,325
3. DEPARTMENT OF TRANSPORTATION	7,205
4. DEPARTMENT OF LABOR	6,388
5. NATIONAL SCIENCE FOUNDATION	6,000

TOP FIVE CONTRACTING OFFICES LOCATED IN THIS STATE (000)	
1 US ARMY ENGINEER DISTRICT HONOLU	129,915
2 USA SUPPORT COMMAND (CONT DIV)	55,702
3 NAVAL SUPPLY CENTER	26,544
4 HQS/PACAF PROC CENTER HICKAM AFB	25,621
5 USA ENGR DISTR PAC OCEAN BLDG230	9,725

TYPE OF PRODUCT OR SERVICE	SMALL BUSINESS (000)	LARGE BUSINESS (000)	STATE & LOCAL GOV'T (000)	NON- PROFIT & OTHER (000)	TOTAL (000)
R & D	1,775	17,836	1,877	9,611	31,099
Construction	166,013	84,734	0	0	250,747
Supplies & Equipment	11,715	55,525	0	1,603	68,843
Services	85,590	166,749	3,036	2,533	257,908
<b>TOTAL</b>	<b>265,093</b>	<b>324,844</b>	<b>4,913</b>	<b>13,747</b>	<b>608,597</b>

TOP CONTRACTORS PERFORMING IN THIS STATE			
CIVILIAN AGENCIES CONTRACTORS	DOLLARS (000)	DEPARTMENT OF DEFENSE CONTRACTORS	DOLLARS (000)
1. PLAZA FEDERAL CREDIT UNION	7,049	1. PACIFIC RESOURCES INC	36,234
2. PACIFIC EDUCATIONAL FOUNDATION	6,368	2. ACTUS CORP SUNDT CORP JV	33,117
3. JOINT OCNGRAPHIC INSTITUTIONS	6,000	3. HAWAIIAN ELECTRIC INDUSTRIES	28,651
4. HAWAIIAN ELECTRIC INDUSTRIES	5,666	4. COMPUTER SCIENCES CORPORATION	22,980
5. UNIVERSITY OF HAWAII	3,659	5. HAL INC	22,028
6. APPLIED TECHNOLOGY ASSOCIATES	2,730	6. CONTINENTAL FRITZ JV	20,650
7. IBEX LTD INC	2,182	7. TEXTRON INC	15,767
8. MAUI LAND & PINEAPPLE CO INC	1,907	8. R G & B CONTRACTORS INC	15,063
9. SOUTHERN CALIFORNIA CO	1,666	9. FEBROE JV	14,437
10. PACIFIC MARINE & SUP CO LTD	842	10. EMERALD MAINTENANCE INC	14,301

FEDERAL PROCUREMENT DATA SYSTEM  
**FEDERAL PROCUREMENT DOLLARS FOR IDAHO**  
 Fiscal Year 1989 to Date

Population 1,002,568  
 Per Capita Procurement 1,076

Total Procurement By Place of Performance 1,079,026  
 Rank Per Capita 10 Last Year 44

TOP FIVE COUNTIES					
NAME OF COUNTY	CIVILIAN AGENCIES		DEPARTMENT OF DEFENSE		TOTAL (000)
	SMALL DIS- ADVANTAGED (000)	OTHER (000)	SMALL DIS- ADVANTAGED (000)	OTHER (000)	
1. BONNEVILLE	2,668	930,596	2,758	91	936,113
2. BINGHAM	4,083	2,997	261	22,663	30,004
3. ADA	2,728	8,333	447	15,614	27,122
4. CUSTER	0	17,847	0	0	17,847
5. ELMORE	0	0	2,468	8,736	11,204

TOP FIVE AGENCIES WITH PLACE OF PERFORMANCE IN THIS STATE (000)	
1. DEPARTMENT OF ENERGY	931,829
2. DEPARTMENT OF DEFENSE	70,130
3. DEPARTMENT OF AGRICULTURE	47,528
4. DEPARTMENT OF THE INTERIOR	15,400
5. DEPARTMENT OF HEALTH AND HUMAN SERVICES	5,349

TOP FIVE CONTRACTING OFFICES LOCATED IN THIS STATE (000)	
1 DEPARTMENT OF AGRICULTURE	47,144
2 DEPARTMENT OF AGRICULTURE	19,857
3 366 TFW/LGC MOUNTAIN HOME AFB	7,570
4 DEPARTMENT OF AGRICULTURE, FOREST SERVICE	2,371
5 VA MED CTR	1,209

TYPE OF PRODUCT OR SERVICE	SMALL BUSINESS (000)	LARGE BUSINESS (000)	STATE & LOCAL GOV'T (000)	NON- PROFIT & OTHER (000)	TOTAL (000)
R & D	1,970	433	249	107	2,759
Construction	38,612	13,317	0	0	51,929
Supplies & Equipment	11,880	30,045	0	2,424	44,349
Services	38,867	934,733	5,517	872	979,989
<b>TOTAL</b>	<b>91,329</b>	<b>978,528</b>	<b>5,766</b>	<b>3,403</b>	<b>1,079,026</b>

TOP CONTRACTORS PERFORMING IN THIS STATE			
CIVILIAN AGENCIES CONTRACTORS	DOLLARS (000)	DEPARTMENT OF DEFENSE CONTRACTORS	DOLLARS (000)
1. EG&G INC	538,328	1. BASIC AMERICAN FOODS	19,172
2. WESTINGHOUSE ELECTRIC CORP	172,421	2. GILBERT WESTERN CORPORATION	11,134
3. MORRISON KNUDSEN CORPORATION	153,147	3. GENERAL ELECTRIC COMPANY	6,600
4. ROCKWELL INTERNATIONAL CORP	61,738	4. SCIENTECH INC	2,725
5. SIMONS PAINTING	6,900	5. DAWN ENTERPRISES INC	2,340
6. HANSON PAINTING	5,460	6. EWING CO INC	2,000
7. CURT BANTA	5,042	7. CONTRACTORS NORTHWEST INC	1,981
8. SCIENTECH INC	4,879	8. SCIENCE APPLICATIONS INTL CORP	1,831
9. BRADLEY CONSTRUCTION INC	3,979	9. APPLIED MEASUREMENT SYSTEMS	1,700
10. LEE STEVENS	3,390	10. LUZON SERVICES	1,470

FEDERAL PROCUREMENT DATA SYSTEM  
**FEDERAL PROCUREMENT DOLLARS FOR ILLINOIS**  
 Fiscal Year 1989 to Date

Population 11,550,119  
 Per Capita Procurement 194

Total Procurement By Place of Performance 2,248,948  
 Rank Per Capita 19 Last Year 11

TOP FIVE COUNTIES					
NAME OF COUNTY	CIVILIAN AGENCIES		DEPARTMENT OF DEFENSE		TOTAL (000)
	SMALL DIS- ADVANTAGED (000)	OTHER (000)	SMALL DIS- ADVANTAGED (000)	OTHER (000)	
1. COOK	17,952	545,809	30,104	434,847	1,028,712
2. DU PAGE	539	241,917	1,570	23,440	267,466
3. WHITE	0	94,190	0	0	94,190
4. WILL	0	4,516	0	86,374	90,890
5. WINNEBAGO	0	785	0	90,064	90,849
TOP FIVE AGENCIES WITH PLACE OF PERFORMANCE IN THIS STATE (000)					
1. DEPARTMENT OF DEFENSE					1,205,402
2. DEPARTMENT OF ENERGY					585,621
3. TENNESSEE VALLEY AUTHORITY					119,115
4. GENERAL SERVICES ADMINISTRATION					73,987
5. DEPARTMENT OF VETERANS AFFAIRS					60,285
TOP FIVE CONTRACTING OFFICES LOCATED IN THIS STATE (000)					
1 USA ARMAMENT/MUNIT COMD AMSMC-PR					3,207,015
2 ALBUQUERQUE AREA OFFICE					1,791,903
3 DEF COM COMMUNICATIONS OFFICE					317,643
4 MAC/TRC SCOTT AFB					295,537
5 DEPARTMENT OF ENERGY					168,482
TYPE OF PRODUCT OR SERVICE	SMALL BUSINESS (000)	LARGE BUSINESS (000)	STATE & LOCAL GOV'T (000)	NON- PROFIT & OTHER (000)	TOTAL (000)
R & D	17,103	34,243	14,434	110,177	175,957
Construction	91,590	51,010	0	340	142,940
Supplies & Equipment	352,747	683,277	405	13,500	1,049,929
Services	94,098	191,364	6,625	588,035	880,122
<b>TOTAL</b>	<b>555,538</b>	<b>959,894</b>	<b>21,464</b>	<b>712,052</b>	<b>2,248,948</b>
TOP CONTRACTORS PERFORMING IN THIS STATE					
CIVILIAN AGENCIES CONTRACTORS	DOLLARS (000)	DEPARTMENT OF DEFENSE CONTRACTORS	DOLLARS (000)		
1. UNIVERSITY OF CHICAGO THE	320,254	1. GENERAL DYNAMICS CORPORATION	94,455		
2. UNIVERSITIES RESEARCH ASSN	231,710	2. I I T RESEARCH INSTITUTE	74,979		
3. WHITE COUNTY COAL CORP	94,187	3. HONEYWELL INC	71,946		
4. SONICRAFT INC	33,141	4. SUNDSTRAND CORPORATION	65,056		
5. ITT CORPORATION	26,688	5. OLIN CORPORATION	60,019		
6. OLIN CORPORATION	21,268	6. GENERAL RAILROAD EQP & SVCS	43,891		
7. B P COAL AMERICA INC	20,608	7. CATERPILLAR INC	41,733		
8. BUNGE CORPORATION	16,624	8. BELLEVILLE SHOE MFG CO	32,338		
9. UNIVERSITY OF ILLINOIS	15,113	9. ABBOTT LABORATORIES	18,242		
10. MOTOROLA INC	13,813	10. DEERE & COMPANY	17,855		

FEDERAL PROCUREMENT DATA SYSTEM  
**FEDERAL PROCUREMENT DOLLARS FOR INDIANA**  
 Fiscal Year 1989 to Date

Population 5,503,512  
 Per Capita Procurement 336

Total Procurement By Place of Performance 1,853,800  
 Rank Per Capita 32 Last Year 27

TOP FIVE COUNTIES					
NAME OF COUNTY	CIVILIAN AGENCIES		DEPARTMENT OF DEFENSE		TOTAL (000)
	SMALL DIS- ADVANTAGED (000)	OTHER (000)	SMALL DIS- ADVANTAGED (000)	OTHER (000)	
1. MARION	988	39,932	10,499	572,899	624,318
2. ALLEN	83	9,688	511	441,118	451,400
3. ST. JOSEPH	0	4,377	0	305,130	309,507
4. CLARK	255	1,739	249	79,787	82,030
5. BARTHOLOMEW	270	11,630	0	62,980	74,880

TOP FIVE AGENCIES WITH PLACE OF PERFORMANCE IN THIS STATE (000)	
1. DEPARTMENT OF DEFENSE	1,726,515
2. DEPARTMENT OF VETERANS AFFAIRS	24,494
3. DEPARTMENT OF ENERGY	22,570
4. GENERAL SERVICES ADMINISTRATION	20,722
5. NATIONAL AERONAUTICS AND SPACE ADMINISTRATION	15,169

TOP FIVE CONTRACTING OFFICES LOCATED IN THIS STATE (000)	
1 NAVAL AVIONICS CENTER	119,501
2 NAVAL WEAPONS SUPPORT CENTER	114,270
3 NAVAL AVIONICS CENTER	51,408
4 NAVAL AVIONICS CENTER	26,079
5 DEPARTMENT OF THE TREASURY	24,617

TYPE OF PRODUCT OR SERVICE	SMALL BUSINESS (000)	LARGE BUSINESS (000)	STATE & LOCAL GOV'T (000)	NON- PROFIT & OTHER (000)	TOTAL (000)
R & D	2,203	107,213	4,059	12,423	125,898
Construction	60,802	5,029	0	0	65,831
Supplies & Equipment	99,028	1,233,913	0	65,622	1,398,563
Services	35,738	167,823	2,821	57,126	263,508
<b>TOTAL</b>	<b>197,771</b>	<b>1,513,978</b>	<b>6,880</b>	<b>135,171</b>	<b>1,853,800</b>

TOP CONTRACTORS PERFORMING IN THIS STATE			
CIVILIAN AGENCIES CONTRACTORS	DOLLARS (000)	DEPARTMENT OF DEFENSE CONTRACTORS	DOLLARS (000)
1. GENERAL MOTORS CORPORATION	19,675	1. GENERAL MOTORS CORPORATION	446,702
2. VERO ENERGY INC	12,383	2. ITT CORPORATION	278,447
3. RES-CARE DEVELOPMENT COMPANY	9,740	3. LTV CORPORATION	204,536
4. ITT CORPORATION	6,535	4. PHILIPS GLOEILAMPENFABRIEKEN	170,883
5. HILLENBRAND INDUSTRIES INC	6,491	5. ICI AMERICAN HOLDINGS	76,374
6. RICHMOND TRANSPORTATION CORP	6,313	6. CUMMINS ENGINE COMPANY INC	56,940
7. INDIANA UNIVERSITY	5,059	7. ALLIED SIGNAL INC	56,821
8. UNIVERSITY NOTRE DAME	3,786	8. HUDSON INSTITUTE INC	34,799
9. DESIGN AND MANUFACTURING CORP	2,572	9. WYMAN-GORDON COMPANY	26,946
10. ERINCRAFT INC	2,360	10. JESUP GROUP INC	15,384

FEDERAL PROCUREMENT DATA SYSTEM  
**FEDERAL PROCUREMENT DOLLARS FOR IOWA**  
 Fiscal Year 1989 to Date

Population 2,850,752  
 Per Capita Procurement 204

Total Procurement By Place of Performance 584,040  
 Rank Per Capita 37 Last Year 33

TOP FIVE COUNTIES					
NAME OF COUNTY	CIVILIAN AGENCIES		DEPARTMENT OF DEFENSE		TOTAL (000)
	SMALL DIS- ADVANTAGED (000)	OTHER (000)	SMALL DIS- ADVANTAGED (000)	OTHER (000)	
1. LINN	0	18,294	0	230,442	248,736
2. DES MOINES	0	99	379	73,154	73,632
3. POLK	539	29,747	206	29,430	59,922
4. JOHNSON	71	36,387	113	2,620	39,191
5. STORY	0	22,590	0	1,979	24,569

TOP FIVE AGENCIES WITH PLACE OF PERFORMANCE IN THIS STATE (000)	
1. DEPARTMENT OF DEFENSE	425,174
2. DEPARTMENT OF AGRICULTURE	72,372
3. DEPARTMENT OF ENERGY	22,063
4. DEPARTMENT OF EDUCATION	18,548
5. NATIONAL AERONAUTICS AND SPACE ADMINISTRATION	10,326

TOP FIVE CONTRACTING OFFICES LOCATED IN THIS STATE (000)	
1 VA MED CTR	3,941
2 VA MED CTR	3,078
3 USP&FO FOR IOWA	2,919
4 VA MED CTR	1,720
5 DEPARTMENT OF AGRICULTURE	1,228

TYPE OF PRODUCT OR SERVICE	SMALL BUSINESS (000)	LARGE BUSINESS (000)	STATE & LOCAL GOVT (000)	NON- PROFIT & OTHER (000)	TOTAL (000)
R & D	252	88,984	14,118	2,419	105,773
Construction	16,703	6,185	0	0	22,888
Supplies & Equipment	46,392	270,925	0	15,717	333,034
Services	5,745	90,213	22,662	3,725	122,345
<b>TOTAL</b>	<b>69,092</b>	<b>456,307</b>	<b>36,780</b>	<b>21,861</b>	<b>584,040</b>

TOP CONTRACTORS PERFORMING IN THIS STATE			
CIVILIAN AGENCIES CONTRACTORS	DOLLARS (000)	DEPARTMENT OF DEFENSE CONTRACTORS	DOLLARS (000)
1. IOWA STATE UNIV SCNC	21,903	1. ROCKWELL INTERNATIONAL CORP	218,717
2. CAL WESTERN PACKAGING CORP	21,376	2. MASON COMPANY THE DE	64,709
3. NATIONAL COMPUTER SYSTEMS	18,606	3. DUCHOSSOIS ENTERPRISES INC	18,363
4. UNIVERSITY OF IOWA THE	13,554	4. KOEHRING CRANES & EXCAVATORS	15,742
5. CEDAR RAPIDS MEATS INC	10,626	5. PIRELLI ARMSTRONG TIRE CORP	13,862
6. SONSTEGARD FOOD INC	10,061	6. LITTON INDUSTRIES INC	12,634
7. AMERICAN FOODS GROUP INC	8,576	7. DEERE & COMPANY	10,241
8. ROCKWELL INTERNATIONAL CORP	6,183	8. YOUNG RADIATOR COMPANY	6,738
9. AMERICAN FINANCIAL CORPORATION	4,372	9. THE MORGAN STANLEY	6,658
10. AMERICAN FINANCIAL CORPORATION	4,366	10. MANAGEMENT & TRAINING CORP	5,553

FEDERAL PROCUREMENT DATA SYSTEM  
**FEDERAL PROCUREMENT DOLLARS FOR KANSAS**  
 Fiscal Year 1989 to Date

Population 2,460,794  
 Per Capita Procurement 463

Total Procurement By Place of Performance 1,141,061  
 Rank Per Capita 34 Last Year 29

TOP FIVE COUNTIES					
NAME OF COUNTY	CIVILIAN AGENCIES		DEPARTMENT OF DEFENSE		TOTAL (000)
	SMALL DIS- ADVANTAGED (000)	OTHER (000)	SMALL DIS- ADVANTAGED (000)	OTHER (000)	
1. SEDGWICK	138	43,555	3,819	666,804	714,316
2. LEAVENWORTH	0	4,704	6,843	59,757	71,304
3. SHAWNEE	281	54,909	0	2,363	57,553
4. DOUGLAS	0	2,571	0	52,006	54,577
5. FINNEY	0	117	0	46,259	46,376

TOP FIVE AGENCIES WITH PLACE OF PERFORMANCE IN THIS STATE (000)	
1. DEPARTMENT OF DEFENSE	950,307
2. DEPARTMENT OF AGRICULTURE	66,361
3. GENERAL SERVICES ADMINISTRATION	65,262
4. NATIONAL AERONAUTICS AND SPACE ADMINISTRATION	23,278
5. DEPARTMENT OF VETERANS AFFAIRS	15,626

TOP FIVE CONTRACTING OFFICES LOCATED IN THIS STATE (000)	
1 FORT RILEY CONTRACTING DIVISION	31,023
2 USA COMBINED ARMS DIR. CONTRACT.	17,119
3 CINCSAC/LGC MCCONNELL AFB	13,850
4 VA MED CTR	8,040
5 VA MED CTR	5,821

TYPE OF PRODUCT OR SERVICE	SMALL BUSINESS (000)	LARGE BUSINESS (000)	STATE & LOCAL GOV'T (000)	NON- PROFIT & OTHER (000)	TOTAL (000)
R & D	476	44,025	542	968	46,011
Construction	51,278	3,573	0	0	54,851
Supplies & Equipment	46,321	358,052	0	5,898	410,271
Services	87,534	535,904	2,724	3,766	629,928
<b>TOTAL</b>	<b>185,609</b>	<b>941,554</b>	<b>3,266</b>	<b>10,632</b>	<b>1,141,061</b>

TOP CONTRACTORS PERFORMING IN THIS STATE			
CIVILIAN AGENCIES CONTRACTORS	DOLLARS (000)	DEPARTMENT OF DEFENSE CONTRACTORS	DOLLARS (000)
1. JOHNSON ENERGY MANAGEMENT CO	48,144	1. BOEING COMPANY THE	460,227
2. ARCHER DNIELS MIDLAND COMPANY	35,793	2. RAYTHEON COMPANY	103,578
3. BOEING COMPANY THE	22,985	3. HERCULES INCORPORATED	48,386
4. CEREAL FOOD PROCESSORS INC	9,578	4. CONTROL DATA CORPORATION	46,584
5. CARGILL INCORPORATED	7,659	5. LEARJET CORPORATION	26,349
6. MERRIMAC CORPORATION	5,189	6. GENERAL DYNAMICS CORPORATION	23,335
7. ILLINOIS CEREAL MILLS INC	5,185	7. HUNT BUILDING CORPORATION	17,167
8. WICHITA IND & SVC FOR BLIND	3,563	8. ALLIED SIGNAL INC	14,479
9. NAVISTAR INTERNATIONAL CORP	3,116	9. BRAND NAME CONTRACTOR	13,386
10. BELLSOUTH CORPORATION	3,021	10. RELM COMMUNICATIONS INC	10,461



FEDERAL PROCUREMENT DATA SYSTEM  
**FEDERAL PROCUREMENT DOLLARS FOR KENTUCKY**  
 Fiscal Year 1989 to Date

Population 3,728,130  
 Per Capita Procurement 307

Total Procurement By Place of Performance 1,144,875  
 Rank Per Capita 26 Last Year 20

TOP FIVE COUNTIES					
NAME OF COUNTY	CIVILIAN AGENCIES		DEPARTMENT OF DEFENSE		TOTAL (000)
	SMALL DIS- ADVANTAGED (000)	OTHER (000)	SMALL DIS- ADVANTAGED (000)	OTHER (000)	
1. HOPKINS	0	259,881	0	403	260,284
2. BOYD	0	226,039	0	814	226,853
3. CLAY	0	154,093	0	444	154,537
4. MCCRACKEN	29	145,390	0	538	145,957
5. WEBSTER	0	121,767	0	0	121,767
TOP FIVE AGENCIES WITH PLACE OF PERFORMANCE IN THIS STATE (000)					
1. TENNESSEE VALLEY AUTHORITY					564,484
2. DEPARTMENT OF DEFENSE					315,789
3. DEPARTMENT OF ENERGY					144,568
4. DEPARTMENT OF JUSTICE					33,220
5. DEPARTMENT OF LABOR					30,087
TOP FIVE CONTRACTING OFFICES LOCATED IN THIS STATE (000)					
1 USA ENGINEER DIST LOUISVILLE					144,846
2 USA ARMOR CENTER CONTRACT'G OFC					47,571
3 NAVAL ORDNANCE STATION					31,797
4 USA ENGINEER DIST LOUISVILLE					28,480
5 CONTRACTING DIVISION					26,560
TYPE OF PRODUCT OR SERVICE	SMALL BUSINESS (000)	LARGE BUSINESS (000)	STATE & LOCAL GOV'T (000)	NON- PROFIT & OTHER (000)	TOTAL (000)
R & D	3,383	1,286	1,348	1,223	7,240
Construction	77,128	38,075	0	366	115,569
Supplies & Equipment	12,276	695,329	0	2,160	709,765
Services	61,003	243,734	2,893	4,671	312,301
<b>TOTAL</b>	<b>153,790</b>	<b>978,424</b>	<b>4,241</b>	<b>8,420</b>	<b>1,144,875</b>
TOP CONTRACTORS PERFORMING IN THIS STATE					
CIVILIAN AGENCIES CONTRACTORS	DOLLARS (000)	DEPARTMENT OF DEFENSE CONTRACTORS	DOLLARS (000)		
1. WARRIOR COAL CORPORATION	283,253	1. PICKENS BOND CONSTRUCTION CO	29,089		
2. ADDINGTON INCORPORATED	225,374	2. KECO INDUSTRIES INC	28,893		
3. COSTAIN USA INC	212,663	3. THOMAS R S CONSTRUCTION CO	14,235		
4. ELECTRIC ENERGY INC	144,568	4. LOUISVILLE GAS & ELC COMPANY	11,308		
5. WHITE COUNTY COAL CORP	81,305	5. SARGENT & GREENLEAF INC IN	9,267		
6. CAREER SYSTEMS DEVELOPMT CORP	27,551	6. PENCE HOWARD W INC	8,338		
7. FIRST FINANCIAL MGT CORP	23,409	7. DEPENDENT SCHOOL PERSONNEL	8,195		
8. B P COAL AMERICA INC	12,193	8. ENGINEERING RESEARCH ASSOC	7,202		
9. H B K CORPORATION	6,264	9. HYSTER COMPANY	7,194		
10. SMOKEY MOUNTAIN COAL CORP INC	5,634	10. OUTDOOR VENTURE CORPORATION	6,236		

FEDERAL PROCUREMENT DATA SYSTEM  
**FEDERAL PROCUREMENT DOLLARS FOR LOUISIANA**  
 Fiscal Year 1989 to Date

Population 4,501,474  
 Per Capita Procurement 536

Total Procurement By Place of Performance 2,413,545  
 Rank Per Capita 43 Last Year 41

TOP FIVE COUNTIES					
NAME OF COUNTY	CIVILIAN AGENCIES		DEPARTMENT OF DEFENSE		TOTAL (000)
	SMALL DIS- ADVANTAGED (000)	OTHER (000)	SMALL DIS- ADVANTAGED (000)	OTHER (000)	
1. ORLEANS	429	379,108	16,264	812,909	1,208,710
2. JEFFERSON	7,236	230,964	912	42,914	282,026
3. BOSSIER	33	12,518	4,093	236,380	253,024
4. CALCASIEU	7	14,300	0	129,384	143,691
5. EAST BATON ROUG	0	6,911	2,580	103,257	112,748

TOP FIVE AGENCIES WITH PLACE OF PERFORMANCE IN THIS STATE (000)	
1. DEPARTMENT OF DEFENSE	1,699,138
2. NATIONAL AERONAUTICS AND SPACE ADMINISTRATION	305,956
3. DEPARTMENT OF ENERGY	246,920
4. DEPARTMENT OF AGRICULTURE	72,346
5. GENERAL SERVICES ADMINISTRATION	33,001

TOP FIVE CONTRACTING OFFICES LOCATED IN THIS STATE (000)	
1 USA ENGINEER DIST NEW ORLEANS	116,607
2 CINCSAC/LGC BARKSDALE AFB	18,917
3 FORT POLK CONTRACTING DIVISION	18,517
4 DEPARTMENT OF INTERIOR/US GEOLOGICAL SURVEY	15,393
5 23 TFW/LGC ENGLAND AFB	12,153

TYPE OF PRODUCT OR SERVICE	SMALL BUSINESS (000)	LARGE BUSINESS (000)	STATE & LOCAL GOV'T (000)	NON- PROFIT & OTHER (000)	TOTAL (000)
R & D	833	238,919	1,966	4,305	246,023
Construction	137,682	149,323	0	0	287,005
Supplies & Equipment	191,891	1,126,204	0	12,368	1,330,463
Services	76,595	461,225	5,366	6,868	550,054
<b>TOTAL</b>	<b>407,001</b>	<b>1,975,671</b>	<b>7,332</b>	<b>23,541</b>	<b>2,413,545</b>

TOP CONTRACTORS PERFORMING IN THIS STATE			
CIVILIAN AGENCIES CONTRACTORS	DOLLARS (000)	DEPARTMENT OF DEFENSE CONTRACTORS	DOLLARS (000)
1. MARTIN MARIETTA CORPORATION	293,404	1. AVONDALE INDUSTRIES INC	830,201
2. BOEING PETROLEUM SERVICES INC	219,010	2. THIOKOL CORPORATION	95,987
3. LOUISIANA FILLING INC	41,233	3. EXXON CORPORATION	95,203
4. COMPUTER SCIENCES PAN AM SERV	11,423	4. MC DERMOTT INTERNATIONAL INC	78,732
5. DAWSON CONSTRUCTION COMPANY	10,329	5. CALCASIEU REFINING COMPANY	66,315
6. RATCLIFF CONSTRUCTION COMPANY	10,058	6. ATLAS PROCESSING COMPANY (INC)	38,266
7. WALK HAYDEL & ASSOCIATES INC	8,951	7. NEWBERG GUST K CNSTR CO	38,221
8. SYSTEMATIC MANAGEMENT SERVICES	7,229	8. BOEING COMPANY THE	36,163
9. EVANS INDUSTRIES INC	6,641	9. ROCKWELL INTERNATIONAL CORP	23,668
10. CRAIN BROTHERS INC	4,978	10. PINE BLUFF SAND GRAV COMPANY	22,985

FEDERAL PROCUREMENT DATA SYSTEM  
**FEDERAL PROCUREMENT DOLLARS FOR MAINE**  
 Fiscal Year 1989 to Date

Population 1,173,745  
 Per Capita Procurement 331

Total Procurement By Place of Performance 388,759  
 Rank Per Capita 50 Last Year 50

TOP FIVE COUNTIES					
NAME OF COUNTY	CIVILIAN AGENCIES		DEPARTMENT OF DEFENSE		TOTAL (000)
	SMALL DIS-ADVANTAGED (000)	OTHER (000)	SMALL DIS-ADVANTAGED (000)	OTHER (000)	
1. SAGadahoc	0	5,983	33	199,332	205,348
2. YORK	0	1,840	66	50,400	52,306
3. CUMBERLAND	161	7,550	1,641	40,135	49,487
4. AROOSTOOK	0	994	1,144	35,843	37,981
5. PENOBSOT	0	12,047	456	4,629	17,132

TOP FIVE AGENCIES WITH PLACE OF PERFORMANCE IN THIS STATE (000)	
1. DEPARTMENT OF DEFENSE	351,340
2. DEPARTMENT OF TRANSPORTATION	12,986
3. DEPARTMENT OF LABOR	6,456
4. DEPARTMENT OF HEALTH AND HUMAN SERVICES	4,514
5. GENERAL SERVICES ADMINISTRATION	4,167

TOP FIVE CONTRACTING OFFICES LOCATED IN THIS STATE (000)	
1 CINCSAC/LGC LORING AFB	19,439
2 USP&FO FOR MAINE	1,845
3 VA MED CTR	1,394
4 PBS/AUGUSTA FO	27
5	

TYPE OF PRODUCT OR SERVICE	SMALL BUSINESS (000)	LARGE BUSINESS (000)	STATE & LOCAL GOVT (000)	NON-PROFIT & OTHER (000)	TOTAL (000)
R & D	1,861	4,683	298	417	7,259
Construction	22,975	24,592	0	0	47,567
Supplies & Equipment	28,023	232,092	0	854	260,969
Services	7,816	47,970	7,912	9,266	72,964
<b>TOTAL</b>	<b>60,675</b>	<b>309,337</b>	<b>8,210</b>	<b>10,537</b>	<b>388,759</b>

TOP CONTRACTORS PERFORMING IN THIS STATE			
CIVILIAN AGENCIES CONTRACTORS	DOLLARS (000)	DEPARTMENT OF DEFENSE CONTRACTORS	DOLLARS (000)
1. TRAINING & DEVELOPMENT CORP	6,456	1. BATH HOLDING CORPORATION	204,485
2. MIDWAY EXCAVATORS INC	6,377	2. SACO DEFENSE INC	41,143
3. BATH HOLDING CORPORATION	5,976	3. SARGENT H E INC	12,137
4. PLEASANT PT INDIAN RESERVATION	2,925	4. ASEA BROWN BOVERI INC	8,316
5. PENOBSCT IND NTN TRBL CNCL	2,849	5. FIBER MATERIALS INC	8,216
6. DIGITAL EQUIPMENT CORPORATION	1,779	6. GENERAL SIGNAL CORPORATION	7,370
7. SHELBURNE CORPORATION	1,606	7. LANE INDUSTRIES INCORPORATED	5,020
8. TACC INTERNATIONAL CORPORATION	900	8. MAINE PUBLIC SERVICE COMPANY	3,227
9. HOULTON BAND MALISEET INDIANS	885	9. UNION OIL COMPANY OF MAINE	3,008
10. INDIAN TOWNSHIP TRIBAL COUNCIL	810	10. OHARA F J & SONS INC ROCKLAND	2,906

FEDERAL PROCUREMENT DATA SYSTEM  
**FEDERAL PROCUREMENT DOLLARS FOR MARYLAND**  
 Fiscal Year 1989 to Date

Population 4,463,343  
 Per Capita Procurement 1,367

Total Procurement By Place of Performance 6,103,886  
 Rank Per Capita 7 Last Year 12

TOP FIVE COUNTIES					
NAME OF COUNTY	CIVILIAN AGENCIES		DEPARTMENT OF DEFENSE		TOTAL (000)
	SMALL DIS- ADVANTAGED (000)	OTHER (000)	SMALL DIS- ADVANTAGED (000)	OTHER (000)	
1. PRINCE GEORGE'S	125,143	1,098,895	63,782	645,168	1,932,988
2. MONTGOMERY	89,476	605,936	66,373	1,024,327	1,786,112
3. BALTIMORE (CITY)	4,044	112,113	9,629	830,264	956,050
4. BALTIMORE	988	22,448	1,760	284,279	309,475
5. HOWARD	8,348	192,661	10,909	80,621	292,539

TOP FIVE AGENCIES WITH PLACE OF PERFORMANCE IN THIS STATE (000)	
1. DEPARTMENT OF DEFENSE	3,772,156
2. NATIONAL AERONAUTICS AND SPACE ADMINISTRATION	738,682
3. GENERAL SERVICES ADMINISTRATION	589,730
4. DEPARTMENT OF HEALTH AND HUMAN SERVICES	200,512
5. DEPARTMENT OF TRANSPORTATION	162,542

TOP FIVE CONTRACTING OFFICES LOCATED IN THIS STATE (000)	
1 NATIONAL AERONAUTICS & SPACE ADMINISTRATION	1,452,927
2 USA LABCOM PROCUREMENT OFFICE	224,285
3 WASHINGTON AREA COMPUTER CENTER	223,398
4 USA ENGINEER DIST BALTIMORE	195,072
5 HQS 7TH SIGNAL COMMAND	166,467

TYPE OF PRODUCT OR SERVICE	SMALL BUSINESS (000)	LARGE BUSINESS (000)	STATE & LOCAL GOV'T (000)	NON- PROFIT & OTHER (000)	TOTAL (000)
R & D	185,704	836,488	10,011	415,635	1,447,838
Construction	194,136	650,599	0	0	844,735
Supplies & Equipment	310,935	1,191,335	0	179,898	1,682,168
Services	509,445	1,561,499	5,413	52,788	2,129,145
<b>TOTAL</b>	<b>1,200,220</b>	<b>4,239,921</b>	<b>15,424</b>	<b>648,321</b>	<b>6,103,886</b>

TOP CONTRACTORS PERFORMING IN THIS STATE			
CIVILIAN AGENCIES CONTRACTORS	DOLLARS (000)	DEPARTMENT OF DEFENSE CONTRACTORS	DOLLARS (000)
1. WARTSILA INC	457,457	1. WESTINGHOUSE ELECTRIC CORP	660,214
2. COMPUTER SCIENCES CORPORATION	160,726	2. JOHNS HOPKINS UNIVERSITY	328,199
3. BENDIX FIELD ENGINEERING	151,410	3. ALLIED SIGNAL INC	207,248
4. BRIGHAM & DAY CO	85,884	4. PENN CENTRAL CORPORATION	190,383
5. COMPUTER DATA SYSTEMS INC	56,489	5. INTERNATIONAL BUS MCHS CORP	175,511
6. WANG LABORATORIES INC	55,114	6. MARTIN MARIETTA CORPORATION	173,123
7. BROOKE PRTRNS	51,007	7. MAR SHIP OPERATORS INC	85,825
8. FAIRCHILD INDUSTRIES INC	40,903	8. CONTEL CORPORATION	74,739
9. WESTINGHOUSE ELECTRIC CORP	37,499	9. UNITED INDUSTRIAL CORPORATION	72,832
10. MCDONNELL DOUGLAS CORP	32,317	10. BOOZ ALLEN & HAMILTON INC	65,441

FEDERAL PROCUREMENT DATA SYSTEM  
**FEDERAL PROCUREMENT DOLLARS FOR MASSACHUSETTS**  
 Fiscal Year 1989 to Date

Population 5,831,821  
 Per Capita Procurement 1,602

Total Procurement By Place of Performance 9,347,229  
 Rank Per Capita 6 Last Year 10

TOP FIVE COUNTIES					
NAME OF COUNTY	CIVILIAN AGENCIES		DEPARTMENT OF DEFENSE		TOTAL (000)
	SMALL DIS- ADVANTAGED (000)	OTHER (000)	SMALL DIS- ADVANTAGED (000)	OTHER (000)	
1. MIDDLESEX	12,499	301,219	58,538	3,306,575	3,678,831
2. ESSEX	90	117,154	2,519	2,149,264	2,269,027
3. BRISTOL	52	2,258	3,224	2,117,932	2,123,466
4. BERKSHIRE	0	14,142	0	511,713	525,855
5. NORFOLK	580	12,382	8,800	236,370	258,132
TOP FIVE AGENCIES WITH PLACE OF PERFORMANCE IN THIS STATE (000)					
1. DEPARTMENT OF DEFENSE					8,727,961
2. DEPARTMENT OF TRANSPORTATION					126,675
3. DEPARTMENT OF THE TREASURY					108,158
4. DEPARTMENT OF ENERGY					81,341
5. NATIONAL AERONAUTICS AND SPACE ADMINISTRATION					55,719
TOP FIVE CONTRACTING OFFICES LOCATED IN THIS STATE (000)					
1 OFFICE OF FACILITIES MANAGEMENT					1,160,705
2 ESD/ALF					784,182
3 PORTLAND AREA OFFICE					579,250
4 ESD/PKS					457,120
5 ESD/PKT					434,465
TYPE OF PRODUCT OR SERVICE	SMALL BUSINESS (000)	LARGE BUSINESS (000)	STATE & LOCAL GOV'T (000)	NON- PROFIT & OTHER (000)	TOTAL (000)
R & D	187,386	905,722	3,286	1,092,036	2,188,430
Construction	114,392	27,083	0	0	141,475
Supplies & Equipment	354,370	5,208,334	104	486,832	6,049,640
Services	161,021	602,267	823	203,573	967,684
<b>TOTAL</b>	<b>817,169</b>	<b>6,743,406</b>	<b>4,213</b>	<b>1,782,441</b>	<b>9,347,229</b>
TOP CONTRACTORS PERFORMING IN THIS STATE					
CIVILIAN AGENCIES CONTRACTORS	DOLLARS (000)	DEPARTMENT OF DEFENSE CONTRACTORS		DOLLARS (000)	
1. RAYTHEON COMPANY	112,336	1. RAYTHEON COMPANY	2,659,632		
2. QUINCY PACKAGING GROUP LP	93,482	2. GTE GOVERNMENT SYSTEMS CORP	2,236,863		
3. MASSACHSTTS INST OF TCHNOLOGY	55,078	3. GENERAL ELECTRIC COMPANY	1,440,045		
4. DIGITAL EQUIPMENT CORPORATION	16,355	4. MASSACHSTTS INST OF TCHNOLOGY	411,526		
5. JOHN SNOW PUBLIC HEALTH GROUP	13,905	5. MITRE CORPORATION	381,144		
6. DRAPER CHARLES STARK LAB INC	13,466	6. GTE CORPORATION	199,634		
7. CRANE & CO INC	11,616	7. TEXTRON INC	187,991		
8. VIKING SEAFOODS INC	10,527	8. DRAPER CHARLES STARK LAB INC	140,640		
9. ABT ASSOCIATES INC	9,508	9. BOLT BERANEK AND NEWMAN INC	64,514		
10. ADDISON L & ASSOCIATES INC	9,177	10. FOAMFAB INC	63,732		

FEDERAL PROCUREMENT DATA SYSTEM  
**FEDERAL PROCUREMENT DOLLARS FOR MICHIGAN**  
 Fiscal Year 1989 to Date

Population 9,155,190  
 Per Capita Procurement 168

Total Procurement By Place of Performance 1,541,615  
 Rank Per Capita 16 Last Year 7

TOP FIVE COUNTIES					
NAME OF COUNTY	CIVILIAN AGENCIES		DEPARTMENT OF DEFENSE		TOTAL (000)
	SMALL DIS-ADVANTAGED (000)	OTHER (000)	SMALL DIS-ADVANTAGED (000)	OTHER (000)	
1. MACOMB	0	92,860	987	373,917	467,764
2. KENT	26	13,131	875	176,323	190,355
3. BERRIEN	0	2,039	353	144,574	146,966
4. WAYNE	1,232	58,183	2,616	78,060	140,091
5. OAKLAND	80	48,053	3,845	56,976	108,954

TOP FIVE AGENCIES WITH PLACE OF PERFORMANCE IN THIS STATE (000)	
1. DEPARTMENT OF DEFENSE	1,212,765
2. GENERAL SERVICES ADMINISTRATION	178,874
3. DEPARTMENT OF VETERANS AFFAIRS	31,094
4. DEPARTMENT OF ENERGY	30,360
5. DEPARTMENT OF AGRICULTURE	15,859

TOP FIVE CONTRACTING OFFICES LOCATED IN THIS STATE (000)	
1 USA TANK AUTOMOTIVE COMD AMSTA-I	4,075,548
2 DEF REUTILIZATION & MARKETING SV ATTN DRMS	46,437
3 DEPARTMENT OF INTERIOR/US GEOLOGICAL SURVEY	43,911
4 CINCSAC/LGC K I SAWYER AFB	18,607
5 CINCSAC/LGC WURTSMITH AFB	10,609

TYPE OF PRODUCT OR SERVICE	SMALL BUSINESS (000)	LARGE BUSINESS (000)	STATE & LOCAL GOV'T (000)	NON-PROFIT & OTHER (000)	TOTAL (000)
R & D	30,089	273,836	18,053	29,233	351,211
Construction	60,943	6,252	282	68	67,545
Supplies & Equipment	279,400	571,016	12	19,499	869,927
Services	42,475	178,158	12,361	19,938	252,932
<b>TOTAL</b>	<b>412,907</b>	<b>1,029,262</b>	<b>30,708</b>	<b>68,738</b>	<b>1,541,615</b>

TOP CONTRACTORS PERFORMING IN THIS STATE			
CIVILIAN AGENCIES CONTRACTORS	DOLLARS (000)	DEPARTMENT OF DEFENSE CONTRACTORS	DOLLARS (000)
1. GENERAL MOTORS CORPORATION	129,771	1. GENERAL DYNAMICS CORPORATION	256,171
2. FORD MOTOR COMPANY	20,340	2. ZENITH ELECTRONICS CORPORATION	136,523
3. K M S INDUSTRIES INC	19,447	3. SMITHS INDUSTRIES INC	131,279
4. UNIVERSITY OF MICHIGAN	14,901	4. OLDENBURG GROUP INC	45,001
5. SMITH GROUP INC	10,932	5. GENERAL MOTORS CORPORATION	35,283
6. WESTINGHOUSE ELECTRIC CORP	7,057	6. TEXTRON INC	22,674
7. WOLVERINE METALS	6,651	7. ATI HOLDING INC	22,119
8. AMERICAN HOME PRODUCTS CORP	5,010	8. WESTINGHOUSE ELECTRIC CORP	19,800
9. OGDEN CORPORATION	4,946	9. PSI INTERNATIONAL INC	18,343
10. CHRYSLER CORPORATION	4,493	10. PECHINEY CORPORATION	17,465

FEDERAL PROCUREMENT DATA SYSTEM  
**FEDERAL PROCUREMENT DOLLARS FOR MINNESOTA**  
 Fiscal Year 1989 to Date

Population 4,214,013  
 Per Capita Procurement 448

Total Procurement By Place of Performance 1,891,476  
 Rank Per Capita 25 Last Year 19

TOP FIVE COUNTIES					
NAME OF COUNTY	CIVILIAN AGENCIES		DEPARTMENT OF DEFENSE		TOTAL (000)
	SMALL DIS- ADVANTAGED (000)	OTHER (000)	SMALL DIS- ADVANTAGED (000)	OTHER (000)	
1. HENNEPIN	-6,032	61,067	1,256	1,035,521	1,091,812
2. RAMSEY	179	22,965	134	595,552	618,830
3. WABASHA	0	31,660	0	865	32,525
4. DAKOTA	0	1,310	67	27,345	28,722
5. POPE	0	38	39	28,232	28,309
TOP FIVE AGENCIES WITH PLACE OF PERFORMANCE IN THIS STATE (000)					
1. DEPARTMENT OF DEFENSE					1,738,067
2. DEPARTMENT OF AGRICULTURE					67,364
3. DEPARTMENT OF VETERANS AFFAIRS					15,518
4. DEPARTMENT OF HEALTH AND HUMAN SERVICES					14,198
5. GENERAL SERVICES ADMINISTRATION					13,892
TOP FIVE CONTRACTING OFFICES LOCATED IN THIS STATE (000)					
1 DEPARTMENT OF AGRICULTURE					29,791
2 USA ENGINEER DISTRICT ST PAUL					21,850
3 VA MEDICAL CENTER					21,246
4 USDA APHIS FSO PRS					14,166
5 DEPT OF JUSTICE - FEDERAL PRISON SYSTEM					5,296
TYPE OF PRODUCT OR SERVICE	SMALL BUSINESS (000)	LARGE BUSINESS (000)	STATE & LOCAL GOV'T (000)	NON- PROFIT & OTHER (000)	TOTAL (000)
R & D	5,076	420,400	7,444	36,804	469,724
Construction	14,296	6,742	1,202	1,200	23,440
Supplies & Equipment	126,514	1,056,969	0	54,504	1,237,987
Services	18,421	120,618	9,947	11,339	160,325
<b>TOTAL</b>	<b>164,307</b>	<b>1,604,729</b>	<b>18,593</b>	<b>103,847</b>	<b>1,891,476</b>
TOP CONTRACTORS PERFORMING IN THIS STATE					
CIVILIAN AGENCIES CONTRACTORS	DOLLARS (000)	DEPARTMENT OF DEFENSE CONTRACTORS	DOLLARS (000)		
1. OCEANA FOODS INC	30,037	1. HONEYWELL INC	877,405		
2. GOLDBERGER INC	16,531	2. UNISYS CORPORATION	262,048		
3. UNIVERSITY OF MINNESOTA	9,840	3. FMC CORPORATION	186,945		
4. UNISYS CORPORATION	7,426	4. CONTROL DATA CORPORATION	121,351		
5. DULUTH LGHTHUSE FOR THE BLIND	3,914	5. CRAY RESEARCH INC	38,655		
6. HONEYWELL INC	3,761	6. UNISYS CORPORATION	37,284		
7. NATIONAL SUN INDUSTRIES INC	3,437	7. UNIVERSITY OF MINNESOTA	30,714		
8. FOND DU LACK DEVELOPMENT CORP	3,050	8. STAMATAKIS INDUSTRIES DEL	28,445		
9. BOYER FORD TRUCKS	2,958	9. EMERSON ELECTRIC CO	15,599		
10. PENTAIR INC	2,860	10. NORTHWEST AIRLINES FED EXP JV	14,627		

FEDERAL PROCUREMENT DATA SYSTEM  
**FEDERAL PROCUREMENT DOLLARS FOR MISSISSIPPI**  
 Fiscal Year 1989 to Date

Population 2,624,952  
 Per Capita Procurement 523

Total Procurement By Place of Performance 1,374,245  
 Rank Per Capita 28 Last Year 23

TOP FIVE COUNTIES					
NAME OF COUNTY	CIVILIAN AGENCIES		DEPARTMENT OF DEFENSE		TOTAL (000)
	SMALL DIS- ADVANTAGED (000)	OTHER (000)	SMALL DIS- ADVANTAGED (000)	OTHER (000)	
1. JACKSON	58	743	512	725,471	726,784
2. PEARL RIVER	0	77	1,488	141,170	142,735
3. HARRISON	144	6,038	9,013	103,926	119,121
4. HANCOCK	480	87,562	0	2,674	90,716
5. HINDS	59	6,491	0	58,067	64,617
TOP FIVE AGENCIES WITH PLACE OF PERFORMANCE IN THIS STATE (000)					
1. DEPARTMENT OF DEFENSE					1,214,995
2. NATIONAL AERONAUTICS AND SPACE ADMINISTRATION					83,233
3. DEPARTMENT OF AGRICULTURE					24,426
4. DEPARTMENT OF VETERANS AFFAIRS					9,741
5. DEPARTMENT OF LABOR					9,519
TOP FIVE CONTRACTING OFFICES LOCATED IN THIS STATE (000)					
1 USA ENGINEER DISTRICT VICKSBURG					184,319
2 NATIONAL AERONAUTICS & SPACE ADMINISTRATION					92,637
3 DEPARTMENT OF AGRICULTURE					12,634
4 USA ENGR WATERWAYS EXP STATION					11,737
5 NOAA, NATIONAL DATA BUOY CENTER					9,900
TYPE OF PRODUCT OR SERVICE	SMALL BUSINESS (000)	LARGE BUSINESS (000)	STATE & LOCAL GOV'T (000)	NON- PROFIT & OTHER (000)	TOTAL (000)
R & D	883	854	4,661	1,816	8,214
Construction	92,210	27,427	0	10	119,647
Supplies & Equipment	24,764	684,807	16	7,550	717,137
Services	59,228	458,776	7,698	3,545	529,247
<b>TOTAL</b>	<b>177,085</b>	<b>1,171,864</b>	<b>12,375</b>	<b>12,921</b>	<b>1,374,245</b>
TOP CONTRACTORS PERFORMING IN THIS STATE					
CIVILIAN AGENCIES CONTRACTORS	DOLLARS (000)	DEPARTMENT OF DEFENSE CONTRACTORS		DOLLARS (000)	
1. PAN AMERICAN WORLD SERV INC	42,129	1. LITTON INDUSTRIES INC	668,420		
2. SVERDRUP CORPORATION	19,938	2. MASON COMPANY THE DE	138,905		
3. LOCKHEED CORPORATION	6,885	3. RAYTHEON COMPANY	85,732		
4. MISSISSIPPI BAND	5,864	4. AVONDALE INDUSTRIES INC	46,816		
5. RES-CARE DEVELOPMENT COMPANY	5,699	5. HALTER MARINE INC	25,537		
6. FLUOR CONTRACTORS INTL INC	5,000	6. TRINOVA CORPORATION	16,199		
7. D P ASSOCIATES INC	4,934	7. DUNN INVESTMENT COMPANY	12,621		
8. SOUTH CENTRAL BELL	4,160	8. TILLEY CONSTR & ENGINEERS	12,040		
9. GREEN & GREEN CONSTRUCTION CO	3,701	9. MOSS POINT MARINE INC	9,900		
10. MINACT INC	3,636	10. R&D MAINTENANCE SERVICES	6,676		



FEDERAL PROCUREMENT DATA SYSTEM  
**FEDERAL PROCUREMENT DOLLARS FOR MISSOURI**  
 Fiscal Year 1989 to Date

Population 5,066,206  
 Per Capita Procurement 1,403

Total Procurement By Place of Performance 7,111,494  
 Rank Per Capita 8 Last Year 21

TOP FIVE COUNTIES					
NAME OF COUNTY	CIVILIAN AGENCIES		DEPARTMENT OF DEFENSE		TOTAL (000)
	SMALL DIS-ADVANTAGED (000)	OTHER (000)	SMALL DIS-ADVANTAGED (000)	OTHER (000)	
1. ST. LOUIS (CITY)	12,644	66,867	8,063	5,509,609	5,597,183
2. CLAY	13,727	657,306	420	58,079	729,532
3. JACKSON	0	536	53	241,846	242,435
4. ST. LOUIS	92	62,396	-8	83,099	145,579
5. JOHNSON	0	0	12,226	89,230	101,456
TOP FIVE AGENCIES WITH PLACE OF PERFORMANCE IN THIS STATE (000)					
1. DEPARTMENT OF DEFENSE					6,250,008
2. DEPARTMENT OF ENERGY					579,316
3. GENERAL SERVICES ADMINISTRATION					110,674
4. DEPARTMENT OF VETERANS AFFAIRS					56,181
5. DEPARTMENT OF AGRICULTURE					27,289
TOP FIVE CONTRACTING OFFICES LOCATED IN THIS STATE (000)					
1 USA AVIATION SYSTEMS COMMAND					3,331,941
2 US ARMY TROOP SUPPORT COMMAND					425,166
3 DEPARTMENT OF AGRICULTURE					279,915
4 DEPARTMENT OF AGRICULTURE					190,211
5 USA ENGINEER DIST KANSAS CITY					81,026
TYPE OF PRODUCT OR SERVICE	SMALL BUSINESS (000)	LARGE BUSINESS (000)	STATE & LOCAL GOV'T (000)	NON-PROFIT & OTHER (000)	TOTAL (000)
R & D	1,232	476,344	431	5,018	483,025
Construction	128,405	76,025	0	805	205,235
Supplies & Equipment	140,846	3,737,571	0	1,179,203	5,057,620
Services	116,196	1,187,997	4,089	57,332	1,365,614
<b>TOTAL</b>	<b>386,679</b>	<b>5,477,937</b>	<b>4,520</b>	<b>1,242,358</b>	<b>7,111,494</b>
TOP CONTRACTORS PERFORMING IN THIS STATE					
CIVILIAN AGENCIES CONTRACTORS	DOLLARS (000)	DEPARTMENT OF DEFENSE CONTRACTORS	DOLLARS (000)		
1. WYMAN-GORDON COMPANY	553,984	1. MCDONNELL DOUGLAS CORP	5,069,062		
2. FORD MOTOR COMPANY	30,759	2. OLIN CORPORATION	234,914		
3. THE DOW CHEMICAL COMPANY	23,015	3. MC DONNELL DGLS GEN DYNAMCS JV	200,000		
4. MCDONNELL DOUGLAS CORP	17,713	4. EMERSON ELECTRIC CO	157,563		
5. MORRISON KNUDSEN CORPORATION	17,007	5. LIGHT HELICOPTER	47,926		
6. MINACT INC	16,438	6. SABRELINER CORPORATION	44,820		
7. AMSC	8,734	7. M A MORTENSON COMPANIES	39,584		
8. SOUTHWESTERN BELL CORPORATION	8,349	8. LIBBY CORPORATION	28,049		
9. WACHTER CONSTRUCTION INC	8,059	9. COBRO CORPORATION	16,757		
10. GENERAL MILLS INC	7,698	10. ENGINEERED SUPPORT SYSTEMS	13,180		

FEDERAL PROCUREMENT DATA SYSTEM  
**FEDERAL PROCUREMENT DOLLARS FOR MONTANA**  
 Fiscal Year 1989 to Date

Population 818,959  
 Per Capita Procurement 188

Total Procurement By Place of Performance 154,589  
 Rank Per Capita 41 Last Year 39

TOP FIVE COUNTIES					
NAME OF COUNTY	CIVILIAN AGENCIES		DEPARTMENT OF DEFENSE		TOTAL (000)
	SMALL DIS- ADVANTAGED (000)	OTHER (000)	SMALL DIS- ADVANTAGED (000)	OTHER (000)	
1. CASCADE	0	2,118	3,384	44,333	49,835
2. LAKE	0	8,420	11,489	768	20,677
3. SILVER BOW	0	16,094	10	828	16,932
4. YELLOWSTONE	1,887	4,309	0	6,990	13,186
5. HILL	0	9,834	0	131	9,965
TOP FIVE AGENCIES WITH PLACE OF PERFORMANCE IN THIS STATE (000)					
1. DEPARTMENT OF DEFENSE					81,248
2. DEPARTMENT OF ENERGY					18,680
3. DEPARTMENT OF AGRICULTURE					16,294
4. DEPARTMENT OF TRANSPORTATION					13,323
5. DEPARTMENT OF THE INTERIOR					9,945
TOP FIVE CONTRACTING OFFICES LOCATED IN THIS STATE (000)					
1 CINCASAC/LGC MALMSTROM AFB					15,470
2 DEPARTMENT OF AGRICULTURE, FOREST SERVICE					7,653
3 DEPARTMENT OF AGRICULTURE					5,627
4 DEPARTMENT OF AGRICULTURE, FOREST SERVICE					5,610
5 DEPARTMENT OF AGRICULTURE, FOREST SERVICE					2,907
TYPE OF PRODUCT OR SERVICE	SMALL BUSINESS (000)	LARGE BUSINESS (000)	STATE & LOCAL GOV'T (000)	NON- PROFIT & OTHER (000)	TOTAL (000)
R & D	14,219	0	1	446	14,666
Construction	41,674	12,665	10	0	54,349
Supplies & Equipment	27,647	16,769	0	1,327	45,743
Services	16,447	7,327	12,611	3,446	39,831
TOTAL	99,987	36,761	12,622	5,219	154,589
TOP CONTRACTORS PERFORMING IN THIS STATE					
CIVILIAN AGENCIES CONTRACTORS	DOLLARS (000)	DEPARTMENT OF DEFENSE CONTRACTORS	DOLLARS (000)		
1. MONTANA ENERGY RES & DEV INST	13,904	1. MONTANA REFINING CO	10,228		
2. CONFEDRATED SLISH KTRAI TRIBES	6,242	2. A & S TRIBAL INDUSTRIES	10,137		
3. CDK CONTRACTING	5,951	3. TURNER ENGINEERING INC	7,164		
4. GILMAN JIM EXCAVATING INC	3,384	4. FARMERS UNION CENTRAL EXCH INC	6,565		
5. SLETTEN INC	3,108	5. MORGEN & OSWOOD CNSTR CO	5,821		
6. FORT PECK ASSNBINE SOUX TRBES	1,570	6. TALCOTT JAMES CONSTRUCTION	3,865		
7. CONFEDERATED TR WRM SPRGS	1,545	7. TECHNICAL & MGT SVCS CORP	3,414		
8. GENERAL MILLS INC	1,510	8. SLETTEN INC	3,082		
9. SOURCE ONE MANAGEMENT INC	1,435	9. MONTANA POWER COMPANY INC	2,479		
10. NATIONAL CENTER	1,428	10. MORNING STAR ENTERPRISES INC	2,401		

FEDERAL PROCUREMENT DATA SYSTEM  
**FEDERAL PROCUREMENT DOLLARS FOR NEBRASKA**  
 Fiscal Year 1989 to Date

Population 1,597,736  
 Per Capita Procurement 233

Total Procurement By Place of Performance 373,316  
 Rank Per Capita 33 Last Year 28

TOP FIVE COUNTIES					
NAME OF COUNTY	CIVILIAN AGENCIES		DEPARTMENT OF DEFENSE		TOTAL (000)
	SMALL DIS- ADVANTAGED (000)	OTHER (000)	SMALL DIS- ADVANTAGED (000)	OTHER (000)	
1. DOUGLAS	751	60,461	219	80,607	142,038
2. SARPY	0	0	6,078	106,932	113,010
3. SALINE	0	41,012	0	0	41,012
4. LANCASTER	0	12,673	149	10,192	23,014
5. SCOTTS BLUFF	0	11,236	0	337	11,573
TOP FIVE AGENCIES WITH PLACE OF PERFORMANCE IN THIS STATE (000)					
1. DEPARTMENT OF DEFENSE					221,215
2. DEPARTMENT OF AGRICULTURE					121,974
3. DEPARTMENT OF VETERANS AFFAIRS					12,402
4. GENERAL SERVICES ADMINISTRATION					7,237
5. DEPARTMENT OF THE INTERIOR					3,729
TOP FIVE CONTRACTING OFFICES LOCATED IN THIS STATE (000)					
1 USA ENGINEER DISTRICT OMAHA					239,173
2 CINCSAC/LGCS OFFUTT AFB					100,395
3 USA ENGINEER DIST OMAHA					63,011
4 CINCSAC/LGC OFFUTT AFB					53,271
5 VA MED CTR					6,394
TYPE OF PRODUCT OR SERVICE	SMALL BUSINESS (000)	LARGE BUSINESS (000)	STATE & LOCAL GOV'T (000)	NON- PROFIT & OTHER (000)	TOTAL (000)
R & D	550	13,499	440	1,057	15,546
Construction	30,931	351	0	0	31,282
Supplies & Equipment	83,800	134,429	0	492	218,721
Services	26,285	61,632	3,508	16,342	107,767
<b>TOTAL</b>	<b>141,566</b>	<b>209,911</b>	<b>3,948</b>	<b>17,891</b>	<b>373,316</b>
TOP CONTRACTORS PERFORMING IN THIS STATE					
CIVILIAN AGENCIES CONTRACTORS	DOLLARS (000)	DEPARTMENT OF DEFENSE CONTRACTORS		DOLLARS (000)	
1. BUNGE CORPORATION	39,936	1. AKSARBEN FOODS	23,481		
2. NORTHERN STATES BEEF INC	39,302	2. HARRIS CORPORATION	18,264		
3. AKSARBEN FOODS	10,653	3. STERLING SOFTWARE INC	14,579		
4. WESTERN VALLEY PROVESSING CO	9,742	4. NEEDHAM INC	10,665		
5. CONAGRA INC	6,056	5. LINDE CONSTRUCTION COMPANY	8,303		
6. ARCHER DNIELS MIDLAND COMPANY	4,067	6. OMEGA GROUP INC	8,110		
7. WALDBAUM MILTON G CO	3,472	7. KELSEY-HAYES COMPANY	7,798		
8. MID-AMERICA DAIRYMEN INC	2,863	8. IIT RESEARCH INSTITUTE	6,613		
9. ASBESTOS REMOVERS INC	2,663	9. BLACK & DECKER CORPORATION	5,364		
10. CLARK MILLS & SON	2,264	10. DOHRMAN MACHINE PRODUCTION	4,602		

FEDERAL PROCUREMENT DATA SYSTEM  
**FEDERAL PROCUREMENT DOLLARS FOR NEVADA**  
 Fiscal Year 1989 to Date

Population 963,285  
 Per Capita Procurement 960

Total Procurement By Place of Performance 925,383  
 Rank Per Capita 29 Last Year 24

TOP FIVE COUNTIES					
NAME OF COUNTY	CIVILIAN AGENCIES		DEPARTMENT OF DEFENSE		TOTAL (000)
	SMALL DIS-ADVANTAGED (000)	OTHER (000)	SMALL DIS-ADVANTAGED (000)	OTHER (000)	
1. CLARK	9,133	656,695	23,360	124,178	813,366
2. CHURCHILL	113	994	8,871	43,355	53,333
3. MINERAL	938	17	0	28,474	29,429
4. NYE	3,629	1,176	0	4,280	9,085
5. WASHOE	66	16,793	3,185	-12,808	7,236
TOP FIVE AGENCIES WITH PLACE OF PERFORMANCE IN THIS STATE (000)					
1. DEPARTMENT OF ENERGY	650,093				
2. DEPARTMENT OF DEFENSE	229,170				
3. DEPARTMENT OF THE INTERIOR	26,645				
4. DEPARTMENT OF LABOR	7,470				
5. DEPARTMENT OF HEALTH AND HUMAN SERVICES	3,854				
TOP FIVE CONTRACTING OFFICES LOCATED IN THIS STATE (000)					
1 57 FWW/LGC NELLIS AFB	75,260				
2 VA MED CTR	2,883				
3 USP&FO FOR NEVADA	2,711				
4 LAKE MEAD NATIONAL RECREATION AREA	672				
5 NAVAL AIR STATION	244				
TYPE OF PRODUCT OR SERVICE	SMALL BUSINESS (000)	LARGE BUSINESS (000)	STATE & LOCAL GOV'T (000)	NON-PROFIT & OTHER (000)	TOTAL (000)
R & D	4,664	7,677	3,277	345	15,963
Construction	57,207	22,540	0	0	79,747
Supplies & Equipment	13,150	11,861	0	0	25,011
Services	49,645	724,129	14,694	16,194	804,662
<b>TOTAL</b>	<b>124,666</b>	<b>766,207</b>	<b>17,971</b>	<b>16,539</b>	<b>925,383</b>
TOP CONTRACTORS PERFORMING IN THIS STATE					
CIVILIAN AGENCIES CONTRACTORS	DOLLARS (000)	DEPARTMENT OF DEFENSE CONTRACTORS		DOLLARS (000)	
1. EG&G INC	532,358	1. FORD MOTOR COMPANY	34,529		
2. SCIENCE APPLICATIONS INTL CORP	46,711	2. DAY & ZIMMERMANN INC	20,866		
3. FSN INC	25,614	3. EG&G INC	17,387		
4. WACKENHUT SERVICES INC	23,451	4. KEY AIRLINES INC	15,754		
5. UNIVERSITY OF NEVADA	8,840	5. MORRISON KNUDSEN CORPORATION	13,901		
6. FREHNER CONSTRUCTION CO INC	4,687	6. ARCATA ASSOCIATES INC	13,835		
7. RAY AND ROSS TRANSPORT INC	3,906	7. PACE CONTRACTING CO	12,758		
8. FOOTHILL ENGINEERING CONS	3,624	8. LOCKHEED CORPORATION	10,871		
9. MIKE J THIEL INC	3,449	9. PHELPS INC	10,838		
10. AMELCO CORPORATION	2,948	10. INTERMOUNTAIN CONSTRUCTION CO	7,229		

FEDERAL PROCUREMENT DATA SYSTEM  
**FEDERAL PROCUREMENT DOLLARS FOR NEW HAMPSHIRE**  
 Fiscal Year 1989 to Date

Population 1,026,920  
 Per Capita Procurement 495

Total Procurement By Place of Performance 508,965  
 Rank Per Capita 35 Last Year 30

TOP FIVE COUNTIES					
NAME OF COUNTY	CIVILIAN AGENCIES		DEPARTMENT OF DEFENSE		TOTAL (000)
	SMALL DIS- ADVANTAGED (000)	OTHER (000)	SMALL DIS- ADVANTAGED (000)	OTHER (000)	
1. HILLSBOROUGH	0	2,586	201	389,815	392,602
2. ROCKINGHAM	0	19,744	6,293	57,506	83,543
3. GRAFTON	0	4,962	0	9,976	14,938
4. STRAFFORD	1,483	1,809	293	1,999	5,584
5. BELKNAP	0	127	0	4,926	5,053
TOP FIVE AGENCIES WITH PLACE OF PERFORMANCE IN THIS STATE (000)					
1. DEPARTMENT OF DEFENSE					475,558
2. DEPARTMENT OF VETERANS AFFAIRS					10,700
3. NATIONAL AERONAUTICS AND SPACE ADMINISTRATION					5,420
4. DEPARTMENT OF EDUCATION					4,350
5. GENERAL SERVICES ADMINISTRATION					4,038
TOP FIVE CONTRACTING OFFICES LOCATED IN THIS STATE (000)					
1 US GEOLOGICAL SURVEY					498,605
2 NAVAL SHIPYARD					24,073
3 CINCSAC/LGC PEASE AFB					13,528
4 USP&FO FOR NEW HAMPSHIRE					3,504
5 USA COLD RGNS RSCH & ENGR LAB					356
TYPE OF PRODUCT OR SERVICE	SMALL BUSINESS (000)	LARGE BUSINESS (000)	STATE & LOCAL GOV'T (000)	NON- PROFIT & OTHER (000)	TOTAL (000)
R & D	7,257	73,356	1,808	2,055	84,476
Construction	18,989	6,279	0	0	25,268
Supplies & Equipment	20,399	274,657	0	35,440	330,496
Services	19,889	38,246	274	10,316	66,725
<b>TOTAL</b>	<b>66,534</b>	<b>392,538</b>	<b>2,082</b>	<b>47,811</b>	<b>508,965</b>
TOP CONTRACTORS PERFORMING IN THIS STATE					
CIVILIAN AGENCIES CONTRACTORS	DOLLARS (000)	DEPARTMENT OF DEFENSE CONTRACTORS		DOLLARS (000)	
1. DIGITAL EQUIPMENT CORPORATION	16,909	1. LOCKHEED CORPORATION	215,611		
2. CREARE INC	3,081	2. SEQUA CORPORATION	129,414		
3. RMC RESEARCH CORPORATION	2,833	3. DIGITAL EQUIPMENT CORPORATION	16,385		
4. NEW HAMPSHIRE UNIVERSITY SYS	1,720	4. RAYTHEON COMPANY	14,362		
5. DESIGN CONTEMPO INC	1,669	5. RYAN COMPANY INC	7,038		
6. DEVELOPMENT ASSISTANCE CORP	1,483	6. ITEL CORPORATION	5,300		
7. AMERICORP INC	1,034	7. TYCO LABORATORIES INC	5,055		
8. JAMES RIVER CORPORATION	923	8. M P B CORPORATION	4,575		
9. RAYTHEON COMPANY	710	9. J J S SERVICES INC	4,503		
10. LOCKHEED CORPORATION	327	10. ALLARD INDUSTRIES INC	4,482		

FEDERAL PROCUREMENT DATA SYSTEM  
**FEDERAL PROCUREMENT DOLLARS FOR NEW JERSEY**  
 Fiscal Year 1989 to Date

Population 7,619,678  
 Per Capita Procurement 516

Total Procurement By Place of Performance 3,938,169  
 Rank Per Capita 18      Last Year 9

TOP FIVE COUNTIES					
NAME OF COUNTY	CIVILIAN AGENCIES		DEPARTMENT OF DEFENSE		TOTAL (000)
	SMALL DIS- ADVANTAGED (000)	OTHER (000)	SMALL DIS- ADVANTAGED (000)	OTHER (000)	
1. BURLINGTON	0	3,883	12,112	674,995	690,990
2. ESSEX	709	89,287	8,197	504,153	602,346
3. BERGEN	92	29,094	2,635	400,009	431,830
4. MIDDLESEX	114	266,583	1,697	115,252	383,646
5. MERCER	1,872	123,495	1,691	225,763	352,821
TOP FIVE AGENCIES WITH PLACE OF PERFORMANCE IN THIS STATE (000)					
1. DEPARTMENT OF DEFENSE					3,301,502
2. DEPARTMENT OF ENERGY					253,644
3. NATIONAL AERONAUTICS AND SPACE ADMINISTRATION					122,341
4. GENERAL SERVICES ADMINISTRATION					90,360
5. DEPARTMENT OF VETERANS AFFAIRS					67,367
TOP FIVE CONTRACTING OFFICES LOCATED IN THIS STATE (000)					
1 USA COMM & ELECTRONICS COMD					4,386,071
2 ARMAMENT R&D CENTER AMSMC-PC(D)					764,884
3 NAVAL AIR ENGINEERING CENTER					95,823
4 ELECTRONICS TECH & DEVICES LAB					63,251
5 US ARMY TRAINING CENTER ATZDGD-G					32,737
TYPE OF PRODUCT OR SERVICE	SMALL BUSINESS (000)	LARGE BUSINESS (000)	STATE & LOCAL GOV'T (000)	NON- PROFIT & OTHER (000)	TOTAL (000)
R & D	46,851	513,109	5,259	246,106	811,325
Construction	93,003	187,466	0	0	280,469
Supplies & Equipment	398,970	1,347,255	0	97,858	1,844,083
Services	164,664	740,573	1,645	95,410	1,002,292
<b>TOTAL</b>	<b>703,488</b>	<b>2,788,403</b>	<b>6,904</b>	<b>439,374</b>	<b>3,938,169</b>
TOP CONTRACTORS PERFORMING IN THIS STATE					
CIVILIAN AGENCIES CONTRACTORS	DOLLARS (000)	DEPARTMENT OF DEFENSE CONTRACTORS		DOLLARS (000)	
1. PRINCETON UNIVERSITY	233,042	1. GENERAL ELECTRIC COMPANY	971,660		
2. GENERAL ELECTRIC CO	123,897	2. ITT CORPORATION	399,681		
3. JOS. L. MUSCARELLE, INC	45,300	3. ALLIED SIGNAL INC	219,896		
4. CONNELL RICE & SUGAR	18,670	4. ASTRONAUTICS CORP AMERICA	159,066		
5. SIEMENS CORPORATION	15,916	5. TOP GALLANT GROUP INC	62,000		
6. WORTH CONSTRUCTION INC	15,315	6. MAERSK INC	61,403		
7. WESTWAY MERKURIA CORP	8,610	7. LOCKHEED CORPORATION	58,898		
8. ITT CORPORATION	8,562	8. ENSERCH CORPORATION	52,542		
9. FOSTER WHEELER CORPORATION	6,437	9. CONSOLIDTD ELEC/ITT/WESTINGHSE	40,000		
10. HOECHST CELANESE CORP	6,225	10. DIAGNOSTIC/RETRIEVAL SYSTEMS	29,375		

FEDERAL PROCUREMENT DATA SYSTEM  
**FEDERAL PROCUREMENT DOLLARS FOR NEW MEXICO**  
 Fiscal Year 1989 to Date

Population 1,479,486  
 Per Capita Procurement 2,101

Total Procurement By Place of Performance 3,109,582  
 Rank Per Capita 3      Last Year 35

TOP FIVE COUNTIES					
NAME OF COUNTY	CIVILIAN AGENCIES		DEPARTMENT OF DEFENSE		TOTAL (000)
	SMALL DIS- ADVANTAGED (000)	OTHER (000)	SMALL DIS- ADVANTAGED (000)	OTHER (000)	
1. BERNALILLO	19,005	1,359,609	38,924	306,407	1,723,945
2. LOS ALAMOS	366	992,739	624	5,231	998,960
3. DONA ANA	425	40,667	26,731	131,971	199,794
4. OTERO	247	1,063	9,336	51,246	61,892
5. EDDY	702	28,564	0	0	29,266

TOP FIVE AGENCIES WITH PLACE OF PERFORMANCE IN THIS STATE (000)	
1. DEPARTMENT OF ENERGY	2,361,518
2. DEPARTMENT OF DEFENSE	616,849
3. NATIONAL AERONAUTICS AND SPACE ADMINISTRATION	44,837
4. DEPARTMENT OF THE INTERIOR	27,125
5. DEPARTMENT OF HEALTH AND HUMAN SERVICES	15,931

TOP FIVE CONTRACTING OFFICES LOCATED IN THIS STATE (000)	
1 AFCMD/PKR R&D CONTRACTS LAB SU	268,764
2 AFCMD/PKB BASE CONTRACTING	72,972
3 AFCMD/PKR R&D CONTRACTS CENTER S	49,659
4 49 TFW/LGC HOLLOMAN AFB	44,721
5 DEFENSE TEST & EVAL SUPPORT ACT	39,838

TYPE OF PRODUCT OR SERVICE	SMALL BUSINESS (000)	LARGE BUSINESS (000)	STATE & LOCAL GOV'T (000)	NON- PROFIT & OTHER (000)	TOTAL (000)
R & D	48,462	114,145	6,456	28,995	198,058
Construction	97,970	102,703	0	0	200,673
Supplies & Equipment	54,277	58,366	5	5,830	118,478
Services	79,642	1,468,269	1,011,160	33,302	2,592,373
<b>TOTAL</b>	<b>280,351</b>	<b>1,743,483</b>	<b>1,017,621</b>	<b>68,127</b>	<b>3,109,582</b>

TOP CONTRACTORS PERFORMING IN THIS STATE			
CIVILIAN AGENCIES CONTRACTORS	DOLLARS (000)	DEPARTMENT OF DEFENSE CONTRACTORS	DOLLARS (000)
1. AMERICAN TELE & TELG COMPANY	1,187,854	1. HONEYWELL INC	103,858
2. UNIVERSITY OF CALIFORNIA	984,967	2. DYNCORP	87,729
3. MORRISON KNUDSEN CORPORATION	68,773	3. FORD MOTOR COMPANY	37,006
4. LOCKHEED CORPORATION	31,590	4. PUBLIC SVC CO OF NEW MEXICO	22,220
5. LOVELACE MEDICAL FOUNDATION	26,495	5. LOCKHEED CORPORATION	15,281
6. WESTINGHOUSE ELECTRIC CORP	26,185	6. NEW MEXICO STATE OF	12,966
7. PIERCE ENTERPRISES INC	14,608	7. UNISYS CORPORATION	12,387
8. MARTIN MARIETTA CORPORATION	8,750	8. ROCKWELL INTERNATIONAL CORP	12,149
9. ADVANCED SCIENCES INC	7,654	9. EVANS SUTHERLAND COMPUTER CORP	11,350
10. NEW MEXICO WATER RESOURCE INST	7,317	10. FLUOR CORPORATION	11,325

FEDERAL PROCUREMENT DATA SYSTEM  
**FEDERAL PROCUREMENT DOLLARS FOR NEW YORK**  
 Fiscal Year 1989 to Date

Population 17,772,278  
 Per Capita Procurement 473

Total Procurement By Place of Performance 8,411,876  
 Rank Per Capita 20 Last Year 13

TOP FIVE COUNTIES					
NAME OF COUNTY	CIVILIAN AGENCIES		DEPARTMENT OF DEFENSE		TOTAL (000)
	SMALL DIS- ADVANTAGED (000)	OTHER (000)	SMALL DIS- ADVANTAGED (000)	OTHER (000)	
1. NASSAU	451	31,228	22,902	2,739,784	2,794,365
2. SUFFOLK	1,094	608,273	1,494	635,191	1,246,052
3. BRONX	14,972	297,247	2,588	442,695	757,502
4. ONONDAGA	246	8,419	6,137	700,636	715,438
5. SCHENECTADY	27	298,778	0	334,656	633,461
TOP FIVE AGENCIES WITH PLACE OF PERFORMANCE IN THIS STATE (000)					
1. DEPARTMENT OF DEFENSE					6,354,388
2. DEPARTMENT OF ENERGY					900,245
3. DEPARTMENT OF THE TREASURY					372,473
4. DEPARTMENT OF VETERANS AFFAIRS					293,432
5. DEPARTMENT OF HEALTH AND HUMAN SERVICES					173,809
TOP FIVE CONTRACTING OFFICES LOCATED IN THIS STATE (000)					
1 USA ENGINEER DIVISION EUROPE					434,143
2 USA CONTRACTING AGENCY EUROPE					427,807
3 SECKENHEIM AREA CONTRACTING OFC					292,625
4 FSS/PAPER PRODUCTS PROCUREMENT DIV					150,369
5 FUERTH ARMY CONTRACTING OFFICE					143,860
TYPE OF PRODUCT OR SERVICE	SMALL BUSINESS (000)	LARGE BUSINESS (000)	STATE & LOCAL GOV'T (000)	NON- PROFIT & OTHER (000)	TOTAL (000)
R & D	59,650	1,087,191	11,872	179,564	1,338,277
Construction	128,958	208,617	0	0	337,575
Supplies & Equipment	491,893	4,061,083	0	165,986	4,718,962
Services	151,738	1,182,846	13,176	699,302	2,017,062
<b>TOTAL</b>	<b>832,239</b>	<b>6,539,737</b>	<b>25,048</b>	<b>1,014,852</b>	<b>8,411,876</b>
TOP CONTRACTORS PERFORMING IN THIS STATE					
CIVILIAN AGENCIES CONTRACTORS	DOLLARS (000)	DEPARTMENT OF DEFENSE CONTRACTORS		DOLLARS (000)	
1. ASSOCIATED UNIVERSITIES INC	587,785	1. GRUMMAN CORPORATION	2,187,238		
2. GENERAL ELECTRIC COMPANY	300,814	2. GENERAL ELECTRIC COMPANY	1,159,236		
3. GOLDMAN SACHS GROUP L P	189,985	3. UNISYS CORPORATION	441,181		
4. LEDERLE LABORATORY DIVISION	136,306	4. INTERNATIONAL BUS MCHS CORP	339,385		
5. COOPER COMPANIES INC	135,257	5. EATON CORPORATION	201,354		
6. HOLZMANN PHILIPP USA	84,459	6. SCHLUMBERGER LIMITED	147,441		
7. J P MORGAN & COMPANY INC	74,113	7. YOUNG & RUBICAM INC	68,285		
8. MERRILL LYNCH & CO INC	26,579	8. BILZERIAN PARTNERS LP	55,321		
9. GREY ADVERTISING INC	12,248	9. HARRIS CORPORATION	53,688		
10. CON EDISON	11,653	10. EMERSON ELECTRIC COMPANY	37,204		



FEDERAL PROCUREMENT DATA SYSTEM  
**FEDERAL PROCUREMENT DOLLARS FOR NORTH CAROLINA**  
 Fiscal Year 1989 to Date

Population 6,331,289  
 Per Capita Procurement 222

Total Procurement By Place of Performance 1,406,075  
 Rank Per Capita 14 Last Year 4

TOP FIVE COUNTIES					
NAME OF COUNTY	CIVILIAN AGENCIES		DEPARTMENT OF DEFENSE		TOTAL (000)
	SMALL DIS-ADVANTAGED (000)	OTHER (000)	SMALL DIS-ADVANTAGED (000)	OTHER (000)	
1. GUILFORD	256	20,294	42	359,501	380,093
2. DURHAM	2,184	104,114	124	51,670	158,092
3. CUMBERLAND	0	2,265	5,104	134,582	141,951
4. MECKLENBURG	381	61,790	1,680	27,908	91,759
5. ONSLOW	0	286	4,230	80,641	85,157
TOP FIVE AGENCIES WITH PLACE OF PERFORMANCE IN THIS STATE (000)					
1. DEPARTMENT OF DEFENSE					1,071,469
2. DEPARTMENT OF STATE					60,054
3. DEPARTMENT OF HEALTH AND HUMAN SERVICES					57,183
4. DEPARTMENT OF VETERANS AFFAIRS					54,143
5. DEPARTMENT OF TRANSPORTATION					41,885
TOP FIVE CONTRACTING OFFICES LOCATED IN THIS STATE (000)					
1 US ARMY RESEARCH OFFICE SLCRO-PR					86,851
2 CONTRACTING DIVISION					79,128
3 CONTRACTING OFFICER					48,596
4 DEPARTMENT OF INTERIOR/BUREAU OF MINES					45,251
5 4 TFW/LGC SEYMOUR JOHNSON AFB					20,454
TYPE OF PRODUCT OR SERVICE	SMALL BUSINESS (000)	LARGE BUSINESS (000)	STATE & LOCAL GOVT (000)	NON-PROFIT & OTHER (000)	TOTAL (000)
R & D	15,005	201,594	5,273	64,159	286,031
Construction	129,303	155,893	0	0	285,196
Supplies & Equipment	151,900	345,430	0	17,044	514,374
Services	80,602	210,862	12,804	16,206	330,474
<b>TOTAL</b>	<b>376,810</b>	<b>913,779</b>	<b>18,077</b>	<b>97,409</b>	<b>1,406,075</b>
TOP CONTRACTORS PERFORMING IN THIS STATE					
CIVILIAN AGENCIES CONTRACTORS	DOLLARS (000)	DEPARTMENT OF DEFENSE CONTRACTORS	DOLLARS (000)		
1. HOLZMANN PHILIPP USA	51,904	1. AMERICAN TELE & TELG COMPANY	349,548		
2. AMERICAN TELE & TELG COMPANY	44,614	2. CAROLINA POWER & LIGHT CO	24,319		
3. RESEARCH TRIANGLE INSTITUTE	43,444	3. CADDELL CONSTRUCTION CO INC	22,199		
4. BLOUNT INC CONSTRUCTION GROUP	23,875	4. MC RAE INDUSTRIES INC	16,652		
5. LOUISIANA FILLING INC	12,917	5. EXIDE ELECTRONICS GROUP INC	15,875		
6. GLAXO INC	11,814	6. RJR HOLDINGS CORP	15,518		
7. UNIVERSITY OF NORTH CAROLINA	10,595	7. BRAND NAME CONTRACTOR	15,875		
8. ROUSE R N & COMPANY INC	9,000	8. WEYERHAEUSER COMPANY	14,557		
9. SSMC INC	5,286	9. MINE SAFETY APPLS COMPANY	14,191		
10. COMMUNICATIONS SATELLITE CORP	5,107	10. WELLCO ENTERPRISES INC	12,502		

FEDERAL PROCUREMENT DATA SYSTEM  
**FEDERAL PROCUREMENT DOLLARS FOR NORTH DAKOTA**  
 Fiscal Year 1989 to Date

Population 679,172  
 Per Capita Procurement 238

Total Procurement By Place of Performance 162,037  
 Rank Per Capita 36      Last Year 31

TOP FIVE COUNTIES					
NAME OF COUNTY	CIVILIAN AGENCIES		DEPARTMENT OF DEFENSE		TOTAL (000)
	SMALL DIS- ADVANTAGED (000)	OTHER (000)	SMALL DIS- ADVANTAGED (000)	OTHER (000)	
1. GRAND FORKS	0	6,309	4,174	26,910	37,393
2. WARD	0	322	421	30,287	31,030
3. BENSON	0	656	28,227	0	28,883
4. STUTSMAN	0	6,412	0	6,714	13,126
5. ROLETTE	35	2,238	9,321	-26	11,568

TOP FIVE AGENCIES WITH PLACE OF PERFORMANCE IN THIS STATE (000)	
1. DEPARTMENT OF DEFENSE	121,363
2. DEPARTMENT OF ENERGY	12,046
3. DEPARTMENT OF AGRICULTURE	10,975
4. DEPARTMENT OF HEALTH AND HUMAN SERVICES	6,188
5. DEPARTMENT OF THE INTERIOR	6,107

TOP FIVE CONTRACTING OFFICES LOCATED IN THIS STATE (000)	
1 CINCASAC/LGC GRAND FORKS AFB	21,018
2 CINCASAC/LGC MINOT AFB	13,227
3 USP&FO FOR NORTH DAKOTA	9,536
4 VA MED/RO CENTER	1,785
5 DEPT. OF AGRICULTURE, SOIL CONSERVATION SVC	58

TYPE OF PRODUCT OR SERVICE	SMALL BUSINESS (000)	LARGE BUSINESS (000)	STATE & LOCAL GOV'T (000)	NON- PROFIT & OTHER (000)	TOTAL (000)
R & D	471	108	2,957	218	3,754
Construction	40,936	7,247	0	0	48,183
Supplies & Equipment	51,865	11,591	0	61	63,517
Services	23,378	10,291	7,338	5,576	46,583
<b>TOTAL</b>	<b>116,650</b>	<b>29,237</b>	<b>10,295</b>	<b>5,855</b>	<b>162,037</b>

TOP CONTRACTORS PERFORMING IN THIS STATE			
CIVILIAN AGENCIES CONTRACTORS	DOLLARS (000)	DEPARTMENT OF DEFENSE CONTRACTORS	DOLLARS (000)
1. MIKE J THIEL INC	5,355	1. DEVILS LAKE SIOUX TRIBE	28,227
2. NORTH DAKOTA STATE OF	3,863	2. TURTLE MOUNTAIN MFG COMPANY	9,321
3. GOLDEN HONEY	2,720	3. WESTERN GEAR CORPORATION	6,563
4. NOODLES BY LEONARDO INC	2,241	4. BLACK & DECKER CORPORATION	5,271
5. E A CONSTRUCTION INC	2,089	5. NODAK RURAL ELECTRIC COOP	4,767
6. TURTLE MTN BND OF CHIPWA IND	2,040	6. TWIN CY CNSTR CO OF FARGO N D	4,232
7. CENTRAL EXCAVATING	1,849	7. SCOTSMAN MANUFACTURING CO INC	3,200
8. CARGILL INCORPORATED	1,671	8. MATTSO CONSTRUCTION COMPANY	2,943
9. TRENTON INDIAN SERVICE AREA	1,340	9. PETERSON CONSTRUCTION CO INC	2,898
10. AGRI SALES INC	1,259	10. MDU RESOURCES GROUP INC	2,630

FEDERAL PROCUREMENT DATA SYSTEM  
**FEDERAL PROCUREMENT DOLLARS FOR OHIO**  
 Fiscal Year 1989 to Date

Population 10,752,211  
 Per Capita Procurement 619

Total Procurement By Place of Performance 6,660,341  
 Rank Per Capita 27 Last Year 22

TOP FIVE COUNTIES					
NAME OF COUNTY	CIVILIAN AGENCIES		DEPARTMENT OF DEFENSE		TOTAL (000)
	SMALL DIS- ADVANTAGED (000)	OTHER (000)	SMALL DIS- ADVANTAGED (000)	OTHER (000)	
1. HAMILTON	29,029	266,080	32,118	1,966,148	2,293,375
2. ALLEN	0	508	90	836,326	836,924
3. GREENE	936	18,271	87,346	567,286	673,839
4. PIKE	3,841	604,202	0	61	608,104
5. CUYAHOGA	37,996	236,629	8,966	312,004	595,595
TOP FIVE AGENCIES WITH PLACE OF PERFORMANCE IN THIS STATE (000)					
1. DEPARTMENT OF DEFENSE					4,977,502
2. DEPARTMENT OF ENERGY					1,238,603
3. NATIONAL AERONAUTICS AND SPACE ADMINISTRATION					159,579
4. DEPARTMENT OF HEALTH AND HUMAN SERVICES					100,982
5. GENERAL SERVICES ADMINISTRATION					42,810
TOP FIVE CONTRACTING OFFICES LOCATED IN THIS STATE (000)					
1 ASD/YP					2,385,777
2 ASD/C-17K					1,845,236
3 ASD/TAFK					1,520,119
4 ASD/YZKZ					979,284
5 ASD/UXK					966,937
TYPE OF PRODUCT OR SERVICE	SMALL BUSINESS (000)	LARGE BUSINESS (000)	STATE & LOCAL GOV'T (000)	NON- PROFIT & OTHER (000)	TOTAL (000)
R & D	70,754	1,154,257	4,489	82,612	1,312,112
Construction	140,900	33,880	0	345	175,125
Supplies & Equipment	414,149	2,692,605	0	218,053	3,324,807
Services	232,131	1,583,428	4,874	27,864	1,848,297
<b>TOTAL</b>	<b>857,934</b>	<b>5,464,170</b>	<b>9,363</b>	<b>328,874</b>	<b>6,660,341</b>
TOP CONTRACTORS PERFORMING IN THIS STATE					
CIVILIAN AGENCIES CONTRACTORS	DOLLARS (000)	DEPARTMENT OF DEFENSE CONTRACTORS		DOLLARS (000)	
1. MARTIN MARIETTA CORPORATION	344,598	1. GENERAL ELECTRIC COMPANY	1,315,802		
2. EG&G INC	258,373	2. GENERAL DYNAMICS CORPORATION	762,634		
3. OHIO VALLEY ELECTRIC CORP	257,834	3. CFM INTERNATIONAL INC	517,276		
4. WESTINGHOUSE ELECTRIC CORP	213,222	4. HARSCO CORPORATION	293,017		
5. MERCK & CO INC	86,509	5. WESTINGHOUSE ELECTRIC CORP	166,987		
6. MONSANTO COMPANY	76,735	6. SCHLUMBERGER LIMITED	138,617		
7. BATTTELLE MEMORIAL INSTITUTE	48,552	7. ELKEM METALS CO	89,637		
8. SVERDRUP CORPORATION	35,550	8. ARVIN INDUSTRIES INC	74,440		
9. G E C INCORPORATED	28,731	9. STANDARD OIL COMPANY	64,094		
10. ADVANCED SCIENCES INC	20,999	10. B F GOORICH COMPANY THE	54,306		

FEDERAL PROCUREMENT DATA SYSTEM  
**FEDERAL PROCUREMENT DOLLARS FOR OKLAHOMA**  
 Fiscal Year 1989 to Date

Population 3,305,298  
 Per Capita Procurement 232

Total Procurement By Place of Performance 767,057  
 Rank Per Capita 21 Last Year 14

TOP FIVE COUNTIES					
NAME OF COUNTY	CIVILIAN AGENCIES		DEPARTMENT OF DEFENSE		TOTAL (000)
	SMALL DIS-ADVANTAGED (000)	OTHER (000)	SMALL DIS-ADVANTAGED (000)	OTHER (000)	
1. OKLAHOMA	0	2,034	23,575	102,983	128,592
2. OSAGE	372	9,818	2,164	84,403	96,757
3. COMANCHE	0	15,752	7,986	69,668	93,406
4. CANADIAN	12,614	26,651	2,730	46,309	88,304
5. KAY	0	3,808	1,399	49,536	54,743

TOP FIVE AGENCIES WITH PLACE OF PERFORMANCE IN THIS STATE (000)	
1. DEPARTMENT OF DEFENSE	601,030
2. DEPARTMENT OF THE INTERIOR	49,860
3. DEPARTMENT OF HEALTH AND HUMAN SERVICES	27,099
4. DEPARTMENT OF TRANSPORTATION	16,290
5. GENERAL SERVICES ADMINISTRATION	15,173

TOP FIVE CONTRACTING OFFICES LOCATED IN THIS STATE (000)	
1 OKLA CITY ALC/PMWB-A-7 MSLS,,E-4	444,199
2 OKLA CITY ALC/PMWA B52,,A7 & MSLS	382,318
3 OKLAHOMA CITY ALC/PMWC	381,941
4 OKLA CITY ALC/PMZM-GE MISC ENG	206,637
5 OKLA CITY ALC/PPZE ENGINES BRAN	206,285

TYPE OF PRODUCT OR SERVICE	SMALL BUSINESS (000)	LARGE BUSINESS (000)	STATE & LOCAL GOV'T (000)	NON-PROFIT & OTHER (000)	TOTAL (000)
R & D	10,445	26,944	3,513	2,932	43,834
Construction	87,052	22,020	891	17	109,980
Supplies & Equipment	154,041	101,498	717	4,987	261,243
Services	77,846	186,527	69,764	17,863	352,000
<b>TOTAL</b>	<b>329,384</b>	<b>336,989</b>	<b>74,885</b>	<b>25,799</b>	<b>767,057</b>

TOP CONTRACTORS PERFORMING IN THIS STATE			
CIVILIAN AGENCIES CONTRACTORS	DOLLARS (000)	DEPARTMENT OF DEFENSE CONTRACTORS	DOLLARS (000)
1. CHEROKEE NATION TRIBE OKLAHOMA	20,012	1. GENERAL DYNAMICS CORPORATION	60,073
2. GENERAL DYNAMICS CORPORATION	15,082	2. CONOCO INC	48,153
3. CHOCTAW NATION OF OKLAHOMA	13,694	3. MCDONNELL DOUGLAS CORP	39,202
4. CREEK NATION TRIBE OKLAHOMA	11,519	4. BARRETT REFINING CORPORATION	38,065
5. CHICKASAW NATION OF INDIANS	11,490	5. WILLBROS GROUP INC	30,175
6. CARTER CHEVROLET AGENCY INC	8,418	6. SAC & FOX INDUSTRIES INC	29,946
7. RES-CARE DEVELOPMENT COMPANY	6,229	7. LEAR SIEGLER HOLDINGS CORP	23,734
8. MANAGEMENT AND TRAINING CORP	3,256	8. SEQUA CORPORATION	17,339
9. OKLAHOMA STATE UNIVERSITY	3,150	9. TELOS CORPORATION	16,558
10. SYSTEMS RQUIREMENTS SVCS ASSOC	3,035	10. SUN COMPANY INC	14,573

FEDERAL PROCUREMENT DATA SYSTEM  
**FEDERAL PROCUREMENT DOLLARS FOR OREGON**  
 Fiscal Year 1989 to Date

Population 2,697,787  
 Per Capita Procurement 121

Total Procurement By Place of Performance 326,853  
 Rank Per Capita 40 Last Year 38

TOP FIVE COUNTIES					
NAME OF COUNTY	CIVILIAN AGENCIES		DEPARTMENT OF DEFENSE		TOTAL (000)
	SMALL DIS- ADVANTAGED (000)	OTHER (000)	SMALL DIS- ADVANTAGED (000)	OTHER (000)	
1. CLACKAMAS	926	38,282	3,329	80,428	122,965
2. WASHINGTON	0	3,913	199	51,627	55,739
3. LANE	1,101	9,194	964	2,576	13,835
4. BENTON	172	1,886	0	11,138	13,196
5. DOUGLAS	677	13,029	157	-1,083	12,780
TOP FIVE AGENCIES WITH PLACE OF PERFORMANCE IN THIS STATE (000)					
1. DEPARTMENT OF DEFENSE					178,120
2. DEPARTMENT OF AGRICULTURE					48,109
3. DEPARTMENT OF TRANSPORTATION					24,389
4. DEPARTMENT OF THE INTERIOR					22,698
5. DEPARTMENT OF HEALTH AND HUMAN SERVICES					13,282
TOP FIVE CONTRACTING OFFICES LOCATED IN THIS STATE (000)					
1 ADMINISTRATION SERVICES BRANCH					23,764
2 USA ENGINEER DISTRICT PORTLAND					16,551
3 DEPT OF INTERIOR/BUREAU OF LAND MANAGEMENT					11,090
4 VA MED CTR					10,415
5 DEPARTMENT OF AGRICULTURE, FOREST SERVICE					7,885
TYPE OF PRODUCT OR SERVICE	SMALL BUSINESS (000)	LARGE BUSINESS (000)	STATE & LOCAL GOV'T (000)	NON- PROFIT & OTHER (000)	TOTAL (000)
R & D	6,653	2,709	3,579	7,747	20,688
Construction	40,182	5,403	57	1,254	46,896
Supplies & Equipment	46,320	97,222	53	1,549	145,144
Services	70,635	17,027	18,672	7,791	114,125
<b>TOTAL</b>	<b>163,790</b>	<b>122,361</b>	<b>22,361</b>	<b>18,341</b>	<b>326,853</b>
TOP CONTRACTORS PERFORMING IN THIS STATE					
CIVILIAN AGENCIES CONTRACTORS	DOLLARS (000)	DEPARTMENT OF DEFENSE CONTRACTORS		DOLLARS (000)	
1. MEYERS & ASSOCIATES	8,977	1. TEKTRONIX INC	37,395		
2. V & G BUILDERS INC	5,753	2. DAIMLER-BENZ NO AMER	26,070		
3. OREGON STATE OF	4,960	3. PRECISION CASTPARTS CORP	10,330		
4. SOUTHWEST MARINE INC	4,838	4. GENERAL INSTRUMENT CORP	5,999		
5. NORTHWEST RGNAL EDCTL LBRTORY	4,349	5. H C INC	5,696		
6. GENERAL ELECTRIC COMPANY	4,150	6. OREGON FREEZE DRY INC	5,340		
7. BRAND SITE SERVICES INC	2,324	7. OREGON IRON WORKS INC	5,313		
8. CONTINENTAL GRAIN COMPANY	2,214	8. CASCADE GENERAL INC	4,979		
9. ARROWHEAD SAND INC	2,095	9. TEKTRNIX EMPLOYEES FLYING CLUB	4,885		
10. COLUMBIA RIVER INTER-TRIBAL CM	2,032	10. OREGON STATE UNIVERSITY	4,638		

FEDERAL PROCUREMENT DATA SYSTEM  
**FEDERAL PROCUREMENT DOLLARS FOR PENNSYLVANIA**  
 Fiscal Year 1989 to Date

Population 11,889,058  
 Per Capita Procurement 306

Total Procurement By Place of Performance 3,644,993  
 Rank Per Capita 13 Last Year 2

TOP FIVE COUNTIES					
NAME OF COUNTY	CIVILIAN AGENCIES		DEPARTMENT OF DEFENSE		TOTAL (000)
	SMALL DIS-ADVANTAGED (000)	OTHER (000)	SMALL DIS-ADVANTAGED (000)	OTHER (000)	
1. ALLEGHENY	10,919	256,026	12,090	575,491	854,526
2. PHILADELPHIA	1,233	78,302	16,048	712,447	808,030
3. MONTGOMERY	718	253,045	42,148	274,560	570,471
4. YORK	34	3,491	284	183,095	186,904
5. DELAWARE	0	4,754	-1,896	116,969	119,827

TOP FIVE AGENCIES WITH PLACE OF PERFORMANCE IN THIS STATE (000)	
1. DEPARTMENT OF DEFENSE	2,766,924
2. DEPARTMENT OF ENERGY	286,038
3. NATIONAL AERONAUTICS AND SPACE ADMINISTRATION	187,037
4. DEPARTMENT OF JUSTICE	81,046
5. DEPARTMENT OF VETERANS AFFAIRS	63,057

TOP FIVE CONTRACTING OFFICES LOCATED IN THIS STATE (000)	
1 ANADARKO AREA OFFICE	1,402,697
2 DEF PERS SPT CTR CLOTH & TEXTILE ATTN DPSC	880,567
3 DEF PERS SPT CTR SUBSISTENCE ATTN DPSC	630,853
4 NRCC PHILA (LG PURCH)	501,833
5 DEFENSE PERS SPT CTR MEDICAL ATTN DPSC	379,967

TYPE OF PRODUCT OR SERVICE	SMALL BUSINESS (000)	LARGE BUSINESS (000)	STATE & LOCAL GOV'T (000)	NON-PROFIT & OTHER (000)	TOTAL (000)
R & D	62,442	743,376	2,446	139,671	947,935
Construction	117,673	91,354	0	30	209,057
Supplies & Equipment	476,817	1,377,110	0	36,593	1,890,520
Services	119,949	447,453	4,639	25,440	597,481
<b>TOTAL</b>	<b>776,881</b>	<b>2,659,293</b>	<b>7,085</b>	<b>201,734</b>	<b>3,644,993</b>

TOP CONTRACTORS PERFORMING IN THIS STATE			
CIVILIAN AGENCIES CONTRACTORS	DOLLARS (000)	DEPARTMENT OF DEFENSE CONTRACTORS	DOLLARS (000)
1. GENERAL ELECTRIC COMPANY	228,826	1. WESTINGHOUSE ELECTRIC CORP	463,603
2. WESTINGHOUSE ELECTRIC CORP	170,794	2. GENERAL ELECTRIC COMPANY	366,809
3. CENTEX CORPORATION	51,844	3. BOEING COMPANY THE INC	232,077
4. INTERMAGNETICS GENERAL CORP	18,781	4. HARSCO CORPORATION	140,929
5. REED PUBLISHING HOLDINGS INC	15,297	5. PENNSYLVANIA/TEXAS INC	57,931
6. ROE ENTERPRISES INC	11,018	6. BOEING CO & SIKORSKY ACFT JV	57,000
7. GILBERT ASSOCIATES INC	10,648	7. PENNSYLVANIA STATE UNIV	55,183
8. TAYLOR INDUSTRIES DELAWARE	10,176	8. CARNEGIE MELLON UNIVERSITY	49,644
9. INTERNATIONAL BANKNOTE COMPANY	8,835	9. NAUGHTON ENERGY CORPORATION	41,276
10. CONNAUGH LABORATORIES INC	8,255	10. UNISYS CORPORATION	35,377

FEDERAL PROCUREMENT DATA SYSTEM  
**FEDERAL PROCUREMENT DOLLARS FOR RHODE ISLAND**  
 Fiscal Year 1989 to Date

Population 974,900  
 Per Capita Procurement 443

Total Procurement By Place of Performance 432,711  
 Rank Per Capita 47      Last Year 46

TOP FIVE COUNTIES					
NAME OF COUNTY	CIVILIAN AGENCIES		DEPARTMENT OF DEFENSE		TOTAL (000)
	SMALL DIS- ADVANTAGED (000)	OTHER (000)	SMALL DIS- ADVANTAGED (000)	OTHER (000)	
1. NEWPORT	136	4,103	17,925	297,274	319,438
2. PROVIDENCE	158	11,118	699	77,290	89,265
3. WASHINGTON	0	3,319	0	9,932	13,251
4. KENT	0	772	84	8,815	9,671
5. BRISTOL	0	71	0	1,015	1,086

TOP FIVE AGENCIES WITH PLACE OF PERFORMANCE IN THIS STATE (000)	
1. DEPARTMENT OF DEFENSE	413,034
2. DEPARTMENT OF TRANSPORTATION	4,120
3. DEPARTMENT OF VETERANS AFFAIRS	3,552
4. DEPARTMENT OF THE INTERIOR	2,571
5. DEPARTMENT OF HEALTH AND HUMAN SERVICES	2,236

TOP FIVE CONTRACTING OFFICES LOCATED IN THIS STATE (000)	
1 NAVAL UNDRWTR SYS CTR (CODE 922)	89,971
2 NAVAL UNDRWTR SYS CTR (CODE 921)	80,191
3 NAVAL UNDRWTR SYS CTR (CODE 911)	75,281
4 NAVAL UNDRWTR SYS CTR (CODE 912)	38,585
5 VA MED CTR	7,488

TYPE OF PRODUCT OR SERVICE	SMALL BUSINESS (000)	LARGE BUSINESS (000)	STATE & LOCAL GOV'T (000)	NON- PROFIT & OTHER (000)	TOTAL (000)
R & D	3,648	5,760	192	10,132	19,732
Construction	28,919	17,940	0	0	46,859
Supplies & Equipment	37,430	199,668	0	1,090	238,188
Services	69,880	53,230	2,562	2,260	127,932
<b>TOTAL</b>	<b>139,877</b>	<b>276,598</b>	<b>2,754</b>	<b>13,482</b>	<b>432,711</b>

TOP CONTRACTORS PERFORMING IN THIS STATE			
CIVILIAN AGENCIES CONTRACTORS	DOLLARS (000)	DEPARTMENT OF DEFENSE CONTRACTORS	DOLLARS (000)
1. NARRAGANSETT INDIAN TRIBE	2,239	1. RAYTHEON COMPANY	146,343
2. BROWN UNIV PRV ST RI PLAN	2,019	2. MINE SAFETY APPLS COMPANY	43,893
3. NEWPORT OFFSHORE LTD	1,790	3. ROBERT E DERECKTOR INC	32,050
4. ROBERT E DERECKTOR INC	1,459	4. C F S AIRCARGO INC	12,878
5. APPLIED SCIENCE ASSOCIATES	654	5. MCLAUGHLIN RESEARCH CORP	10,486
6. WHITAKER A P & SONS INC	633	6. HARNISCHFEGER CORPORATION	10,094
7. INTERNATIONAL PACKAGING CORP	598	7. GILBANE BUILDING COMPANY	9,755
8. CABLECO, INC	474	8. TECHNOLOGY APPLICATIONS INC	7,908
9. COLFAX INC	473	9. PURVIS SYSTEMS INCORPORATED	6,733
10. PROMET MARINE SERVICE CORP	458	10. UTILITIES CONST CO INC	6,485

FEDERAL PROCUREMENT DATA SYSTEM  
**FEDERAL PROCUREMENT DOLLARS FOR SOUTH CAROLINA**  
 Fiscal Year 1989 to Date

Population 3,375,615  
 Per Capita Procurement 725

Total Procurement By Place of Performance 2,449,922  
 Rank Per Capita 15 Last Year 6

TOP FIVE COUNTIES					
NAME OF COUNTY	CIVILIAN AGENCIES		DEPARTMENT OF DEFENSE		TOTAL (000)
	SMALL DIS- ADVANTAGED (000)	OTHER (000)	SMALL DIS- ADVANTAGED (000)	OTHER (000)	
1. AIKEN	812	1,811,740	500	4,294	1,817,346
2. CHARLESTON	1,793	14,629	4,838	228,511	249,771
3. RICHLAND	591	23,374	7,409	120,098	151,472
4. BERKELEY	57	670	13,393	38,054	52,174
5. MARION	0	0	0	36,036	36,036

TOP FIVE AGENCIES WITH PLACE OF PERFORMANCE IN THIS STATE (000)	
1. DEPARTMENT OF ENERGY	1,813,857
2. DEPARTMENT OF DEFENSE	555,640
3. DEPARTMENT OF JUSTICE	18,853
4. TENNESSEE VALLEY AUTHORITY	17,774
5. DEPARTMENT OF VETERANS AFFAIRS	16,803

TOP FIVE CONTRACTING OFFICES LOCATED IN THIS STATE (000)	
1 NAVY SUPPLY CENTER	132,365
2 NAVAL COASTAL SYSTEMS CENTER	43,278
3 58 TFW/LGC LUKE AFB	33,966
4 1 TFW/LGC MACDILL AFB	26,511
5 USA TRAINING CENTER CONTRACT DIV	25,532

TYPE OF PRODUCT OR SERVICE	SMALL BUSINESS (000)	LARGE BUSINESS (000)	STATE & LOCAL GOV'T (000)	NON- PROFIT & OTHER (000)	TOTAL (000)
R & D	127	473	1,128	18,285	20,013
Construction	100,512	19,085	0	0	119,597
Supplies & Equipment	58,441	130,711	0	499	189,651
Services	137,593	1,973,354	2,848	6,866	2,120,661
<b>TOTAL</b>	<b>296,673</b>	<b>2,123,623</b>	<b>3,976</b>	<b>25,650</b>	<b>2,449,922</b>

TOP CONTRACTORS PERFORMING IN THIS STATE			
CIVILIAN AGENCIES CONTRACTORS	DOLLARS (000)	DEPARTMENT OF DEFENSE CONTRACTORS	DOLLARS (000)
1. WESTINGHOUSE ELECTRIC CORP	1,134,513	1. MAC ALLOY CORP	61,602
2. E I DUPONT DENEMOURS & CO	645,031	2. BLUE CROSS BL SHLD SC	44,985
3. SCHINDLER ENTERPRISES INC	18,500	3. F N MANUFACTURING INC	36,922
4. HALLIBURTON COMPANY	17,617	4. SOUTHERN PACKAGING & STOR CO	36,036
5. SPRINGS INDUSTRIES INC	10,225	5. DETYENS SHIPYARDS INC	15,730
6. STONE & WEBSTER INCORPORATED	8,530	6. METAL TRADES INC	15,444
7. MINACT INC	3,870	7. B S I CORPORATION	14,752
8. SEGL INC	3,794	8. SOUTH CAROLINA RES AUTHORITY	14,225
9. LUCAS STUBBS PASCULLIS	3,284	9. AMERICAN DEVELOPMENT CORP	12,208
10. COOPER INDUSTRIES INC	2,393	10. OWL COMPANIES	9,733



FEDERAL PROCUREMENT DATA SYSTEM  
**FEDERAL PROCUREMENT DOLLARS FOR SOUTH DAKOTA**  
 Fiscal Year 1989 to Date

Population 707,997  
 Per Capita Procurement 198

Total Procurement By Place of Performance 140,722  
 Rank Per Capita 48 Last Year 47

TOP FIVE COUNTIES					
NAME OF COUNTY	CIVILIAN AGENCIES		DEPARTMENT OF DEFENSE		TOTAL (000)
	SMALL DIS-ADVANTAGED (000)	OTHER (000)	SMALL DIS-ADVANTAGED (000)	OTHER (000)	
1. MEADE	189	1,131	14,175	18,296	33,791
2. LINCOLN	0	3,653	0	23,425	27,078
3. PENNINGTON	256	11,322	45	979	12,602
4. MINNEHAHA	0	9,803	0	0	9,803
5. TODD	100	8,407	0	420	8,927

TOP FIVE AGENCIES WITH PLACE OF PERFORMANCE IN THIS STATE (000)	
1. DEPARTMENT OF DEFENSE	67,281
2. DEPARTMENT OF THE INTERIOR	24,899
3. DEPARTMENT OF HEALTH AND HUMAN SERVICES	21,505
4. DEPARTMENT OF AGRICULTURE	13,028
5. DEPARTMENT OF VETERANS AFFAIRS	6,517

TOP FIVE CONTRACTING OFFICES LOCATED IN THIS STATE (000)	
1 CINCOSAC/LGC ELLSWORTH AFB	17,206
2 BLACK HILLS NATIONAL FOREST	3,327
3 ROYAL C JOHNSON MEMOR VET HOSP	2,158
4 VA MED CTR	2,101
5 USP&FO FOR SOUTH DAKOTA	150

TYPE OF PRODUCT OR SERVICE	SMALL BUSINESS (000)	LARGE BUSINESS (000)	STATE & LOCAL GOV'T (000)	NON-PROFIT & OTHER (000)	TOTAL (000)
R & D	1,093	0	69	0	1,162
Construction	33,050	3,894	6,348	0	43,372
Supplies & Equipment	16,659	27,594	0	9	44,262
Services	10,315	16,510	21,089	4,012	51,926
<b>TOTAL</b>	<b>61,197</b>	<b>47,998</b>	<b>27,506</b>	<b>4,021</b>	<b>140,722</b>

TOP CONTRACTORS PERFORMING IN THIS STATE			
CIVILIAN AGENCIES CONTRACTORS	DOLLARS (000)	DEPARTMENT OF DEFENSE CONTRACTORS	DOLLARS (000)
1. TGS TECHNOLOGY INC	8,560	1. RAVEN INDUSTRIES INC	21,801
2. ROSEBUD SIOUX TRIBE	8,396	2. PETER & RANGEL CNSTR SVC	11,433
3. BLACK HILLS PACKING CO	5,495	3. MONTANA-DAKOTA UTILITIES CO	2,132
4. OGLALA SIOUX TRIBAL COUNCIL	4,789	4. ALKOTA CLEANING SYSTEMS INC	2,033
5. PIERRE INDIAN SCHOOL	2,829	5. SCULL CONSTRUCTION SERVICE	1,858
6. UNIGATE INC	2,478	6. DUNN & SONS MAINTENANCE CORP	1,725
7. EL JAY POULTRY CORP	2,188	7. SWEETMAN CONST CO	1,720
8. LITTLE WOUND SCHOOL BOARD	2,074	8. HEAVY CONSTRUCTORS INC	1,472
9. DISTRICT COLUMBIA GOVERNMENT	1,918	9. FILTERS COMPANY INC	1,365
10. KURTZ DEAN CONSTRUCTION	1,820	10. MICROWAVE PRODUCTS OF AMERICA	1,195

FEDERAL PROCUREMENT DATA SYSTEM  
**FEDERAL PROCUREMENT DOLLARS FOR TENNESSEE**  
 Fiscal Year 1989 to Date

Population 4,802,823  
 Per Capita Procurement \$25

Total Procurement By Place of Performance 3,966,007  
 Rank Per Capita 12 Last Year 1

TOP FIVE COUNTIES					
NAME OF COUNTY	CIVILIAN AGENCIES		DEPARTMENT OF DEFENSE		TOTAL (000)
	SMALL DIS- ADVANTAGED (000)	OTHER (000)	SMALL DIS- ADVANTAGED (000)	OTHER (000)	
1. ANDERSON	58,069	2,440,419	5,320	14,309	2,518,117
2. SULLIVAN	0	774	0	371,303	372,077
3. COFFEE	49	26,595	0	233,366	260,010
4. SHELBY	2,412	23,184	4,011	106,774	136,381
5. HAWKINS	0	274	0	103,001	103,275
TOP FIVE AGENCIES WITH PLACE OF PERFORMANCE IN THIS STATE (000)					
1. DEPARTMENT OF ENERGY					2,555,976
2. DEPARTMENT OF DEFENSE					1,088,363
3. TENNESSEE VALLEY AUTHORITY					206,234
4. DEPARTMENT OF VETERANS AFFAIRS					27,769
5. NATIONAL AERONAUTICS AND SPACE ADMINISTRATION					24,806
TOP FIVE CONTRACTING OFFICES LOCATED IN THIS STATE (000)					
1 JUNEAU AREA OFFICE					3,679,495
2 TENNESSEE VALLEY AUTHORITY					1,078,692
3 AEDC/PKO OPER CONTRACT DIV					202,634
4 DEPARTMENT OF INTERIOR/BUREAU OF MINES					80,533
5 USA ENGINEER DISTRICT MEMPHIS					53,115
TYPE OF PRODUCT OR SERVICE	SMALL BUSINESS (000)	LARGE BUSINESS (000)	STATE & LOCAL GOV'T (000)	NON- PROFIT & OTHER (000)	TOTAL (000)
R & D	31,050	128,478	2,304	16,394	178,226
Construction	74,674	77,525	0	0	152,199
Supplies & Equipment	227,783	580,680	0	59,676	868,139
Services	81,340	2,608,394	2,238	75,471	2,767,443
<b>TOTAL</b>	<b>414,847</b>	<b>3,395,077</b>	<b>4,542</b>	<b>151,541</b>	<b>3,966,007</b>
TOP CONTRACTORS PERFORMING IN THIS STATE					
CIVILIAN AGENCIES CONTRACTORS	DOLLARS (000)	DEPARTMENT OF DEFENSE CONTRACTORS		DOLLARS (000)	
1. MARTIN MARIETTA CORPORATION	2,263,314	1. RAYTHEON COMPANY	369,687		
2. NUCLEAR FUEL SERVICES INC	67,355	2. EASTMAN KODAK COMPANY	97,129		
3. OAK RIDGE ASSOC UNIVERSITIES	65,973	3. SCHNEIDER HOLDINGS INC	95,966		
4. WESTINGHOUSE ELECTRIC CORP	58,336	4. MARTIN MARIETTA CORPORATION	62,475		
5. WHEELABRATOR TECHNOLOGIES INC	54,418	5. SVERDRUP CORPORATION	56,234		
6. TENNESSEE CONSOLIDATED	26,276	6. ARVIN INDUSTRIES INC	51,776		
7. PHILLIPS & JORDAN INC	23,685	7. CAMEL MANUFACTURING COMPANY	29,096		
8. AUTOMATED SCIENCES GROUP INC	14,110	8. CBI INDUSTRIES INC	17,021		
9. MICRO CRAFT INC	13,951	9. ASTRA HOLDINGS CORPORATION	14,826		
10. TENNECO INC	13,268	10. VALLEYDALE PACKERS INC	14,372		

FEDERAL PROCUREMENT DATA SYSTEM  
**FEDERAL PROCUREMENT DOLLARS FOR TEXAS**  
 Fiscal Year 1989 to Date

Population 16,681,679  
 Per Capita Procurement 663

Total Procurement By Place of Performance 11,076,137  
 Rank Per Capita 23 Last Year 16

TOP FIVE COUNTIES					
NAME OF COUNTY	CIVILIAN AGENCIES		DEPARTMENT OF DEFENSE		TOTAL (000)
	SMALL DIS-ADVANTAGED (000)	OTHER (000)	SMALL DIS-ADVANTAGED (000)	OTHER (000)	
1. TARRANT	604	39,544	10,528	3,947,018	3,997,694
2. COLLIN	9,431	91,444	1,929	1,479,685	1,582,489
3. FORT BEND	33,032	1,069,584	36,542	141,671	1,280,829
4. DALLAS	290	41,299	3,446	808,914	853,949
5. BEXAR	3,689	56,232	67,858	445,115	572,894
TOP FIVE AGENCIES WITH PLACE OF PERFORMANCE IN THIS STATE (000)					
1. DEPARTMENT OF DEFENSE					9,170,312
2. NATIONAL AERONAUTICS AND SPACE ADMINISTRATION					1,073,998
3. DEPARTMENT OF ENERGY					266,229
4. GENERAL SERVICES ADMINISTRATION					171,499
5. DEPARTMENT OF JUSTICE					77,235
TOP FIVE CONTRACTING OFFICES LOCATED IN THIS STATE (000)					
1 NATIONAL AERONAUTICS & SPACE ADMINISTRATION					2,248,735
2 SAN ANTON ALC/PPWP PROPULSION BR					505,944
3 SAN ANTON ALC/PPZL ELEC/LIFE BR					385,417
4 USA ENGINEER DISTRICT FORT WORTH					249,919
5 SAN ANTON ALC/PPWA AIR CRAFT BR					176,320
TYPE OF PRODUCT OR SERVICE	SMALL BUSINESS (000)	LARGE BUSINESS (000)	STATE & LOCAL GOV'T (000)	NON-PROFIT & OTHER (000)	TOTAL (000)
R & D	44,226	1,515,480	10,974	108,502	1,679,182
Construction	398,544	218,274	0	8,273	625,091
Supplies & Equipment	761,787	4,733,972	0	737,952	6,233,711
Services	399,415	1,971,684	25,577	141,477	2,538,153
<b>TOTAL</b>	<b>1,603,972</b>	<b>8,439,410</b>	<b>36,551</b>	<b>996,204</b>	<b>11,076,137</b>
TOP CONTRACTORS PERFORMING IN THIS STATE					
CIVILIAN AGENCIES CONTRACTORS	DOLLARS (000)	DEPARTMENT OF DEFENSE CONTRACTORS		DOLLARS (000)	
1. ROCKWELL INTERNATIONAL CORP	293,416	1. GENERAL DYNAMICS CORPORATION		2,411,949	
2. MASON COMPANY THE DE	202,878	2. TEXAS INSTRUMENTS INCORPORATED		936,681	
3. LOCKHEED CORPORATION	193,770	3. BELL BOEING JV		552,173	
4. INTERNATIONAL BUS MCHS CORP	77,789	4. LTV CORPORATION		524,850	
5. FORD MOTOR COMPANY	61,044	5. MC DONNELL DGLS GEN DYNAMCS JV		420,000	
6. COMPUTER SCIENCES CORP	52,435	6. TEXTRON INC		359,129	
7. BOEING COMPANY THE	51,269	7. COASTAL CORPORATION		190,973	
8. MCDONNELL DOUGLAS CORP	42,301	8. ROCKWELL INTERNATIONAL CORP		157,005	
9. HB ZACHRY COMPANY	42,130	9. SHELL PETROLEUM INC		144,725	
10. TEXAS EDUCATIONAL FOUNDATION	35,978	10. LOCKHEED CORPORATION		134,123	

FEDERAL PROCUREMENT DATA SYSTEM  
**FEDERAL PROCUREMENT DOLLARS FOR UTAH**  
 Fiscal Year 1989 to Date

Population 1,665,437  
 Per Capita Procurement 904

Total Procurement By Place of Performance 1,506,739  
 Rank Per Capita 39 Last Year 37

TOP FIVE COUNTIES					
NAME OF COUNTY	CIVILIAN AGENCIES		DEPARTMENT OF DEFENSE		TOTAL (000)
	SMALL DIS- ADVANTAGED (000)	OTHER (000)	SMALL DIS- ADVANTAGED (000)	OTHER (000)	
1. BOX ELDER	90	419,496	0	286,668	706,254
2. SALT LAKE	400	35,523	3,419	315,273	354,615
3. DAVIS	0	18,559	6,563	136,709	161,831
4. TOOELE	0	921	2,116	99,183	102,220
5. WEBER	600	6,893	8,337	39,277	55,107
TOP FIVE AGENCIES WITH PLACE OF PERFORMANCE IN THIS STATE (000)					
1. DEPARTMENT OF DEFENSE					979,870
2. NATIONAL AERONAUTICS AND SPACE ADMINISTRATION					427,251
3. DEPARTMENT OF THE INTERIOR					34,906
4. DEPARTMENT OF LABOR					18,287
5. DEPARTMENT OF ENERGY					9,719
TOP FIVE CONTRACTING OFFICES LOCATED IN THIS STATE (000)					
1 OGDEN ALC/PPW MAJOR SYS DIV					655,850
2 OGDEN ALC/PPZ INVEST REPLMT DIV					628,465
3 OGDEN ALC/PPK BASE PROCUREMENT					90,329
4 TOOELE ARMY DEPOT SDSTE-CD					24,302
5 DUGWAY PROVING GROUND STEDP-DOC					23,973
TYPE OF PRODUCT OR SERVICE	SMALL BUSINESS (000)	LARGE BUSINESS (000)	STATE & LOCAL GOV'T (000)	NON- PROFIT & OTHER (000)	TOTAL (000)
R & D	11,064	466,195	5,497	38,152	520,908
Construction	73,861	74,177	0	0	148,038
Supplies & Equipment	91,179	520,879	0	20,813	632,871
Services	39,261	150,962	4,603	10,096	204,922
<b>TOTAL</b>	<b>215,365</b>	<b>1,212,213</b>	<b>10,100</b>	<b>69,061</b>	<b>1,506,739</b>
TOP CONTRACTORS PERFORMING IN THIS STATE					
CIVILIAN AGENCIES CONTRACTORS	DOLLARS (000)	DEPARTMENT OF DEFENSE CONTRACTORS		DOLLARS (000)	
1. THIKOL CORPORATION	418,851	1. THIKOL CORPORATION		285,592	
2. MANAGEMENT AND TRAINING CORP	17,941	2. HERCULES INCORPORATED		158,987	
3. GRANITE CONSTRUCTION COMPANY	17,026	3. AMOCO CORPORATION		49,710	
4. UNIVERSITY OF UTAH	6,937	4. EG&G INC		46,921	
5. ASSOC WESTERN UNIVERSITIES	6,235	5. UTAH STATE UNIVERSITY		31,705	
6. TORNO AMERICA INC	6,220	6. TRW INC		30,836	
7. HERCULES INC	4,935	7. CRYSEN CORPORATION		19,024	
8. UTAH STATE UNIVERSITY	3,566	8. LITTON INDUSTRIES INC		15,098	
9. H-K CONTRACTORS INC	3,200	9. BIG D CONSTRUCTION CORP		12,260	
10. OGDEN CORPORATION	2,920	10. CLEMENT BROS & J E STARNES JV		12,000	

FEDERAL PROCUREMENT DATA SYSTEM  
**FEDERAL PROCUREMENT DOLLARS FOR VERMONT**  
 Fiscal Year 1989 to Date

Population 540,899  
 Per Capita Procurement 340

Total Procurement By Place of Performance 184,246  
 Rank Per Capita 49 Last Year 48

TOP FIVE COUNTIES					
NAME OF COUNTY	CIVILIAN AGENCIES		DEPARTMENT OF DEFENSE		TOTAL (000)
	SMALL DIS- ADVANTAGED (000)	OTHER (000)	SMALL DIS- ADVANTAGED (000)	OTHER (000)	
1. CHITTENDEN	2,440	4,058	0	134,098	140,596
2. ADDISON	45	4,468	0	17,563	22,076
3. WINDHAM	0	6,272	0	360	6,632
4. BENNINGTON	0	28	0	5,743	5,771
5. RUTLAND	0	89	0	2,140	2,229

TOP FIVE AGENCIES WITH PLACE OF PERFORMANCE IN THIS STATE (000)	
1. DEPARTMENT OF DEFENSE	163,036
2. GENERAL SERVICES ADMINISTRATION	6,591
3. DEPARTMENT OF HEALTH AND HUMAN SERVICES	4,202
4. DEPARTMENT OF LABOR	4,038
5. DEPARTMENT OF AGRICULTURE	1,968

TOP FIVE CONTRACTING OFFICES LOCATED IN THIS STATE (000)	
1 DEPT OF JUSTICE-IMMIGRATION & NATURAL SVC	10,604
2 USP&FO FOR VERMONT	4,055
3 VA MED/RO CENTER	1,629
4 NROTCU NORWICH UNIVERSITY	479
5 PBS/BURLINGTON FO	31

TYPE OF PRODUCT OR SERVICE	SMALL BUSINESS (000)	LARGE BUSINESS (000)	STATE & LOCAL GOV'T (000)	NON- PROFIT & OTHER (000)	TOTAL (000)
R & D	1,333	17,910	876	98	20,217
Construction	4,506	1,149	0	0	5,655
Supplies & Equipment	9,013	125,846	0	10,582	145,441
Services	3,805	2,657	165	6,306	12,933
<b>TOTAL</b>	<b>18,657</b>	<b>147,562</b>	<b>1,041</b>	<b>16,986</b>	<b>184,246</b>

TOP CONTRACTORS PERFORMING IN THIS STATE			
CIVILIAN AGENCIES CONTRACTORS	DOLLARS (000)	DEPARTMENT OF DEFENSE CONTRACTORS	DOLLARS (000)
1. GEORGIA PACIFIC CORPORATION	5,709	1. GENERAL ELECTRIC COMPANY	118,113
2. CAREER SYSTEMS DEVELOPMT CORP	4,032	2. HERCULES INCORPORATED	17,533
3. PROMIS INFORMATION SYSTEMS, IN	3,127	3. JOSLYN DEFENSE SYSTEMS INC	8,958
4. LUCILLE FARM PRODUCTS INC	1,838	4. RALSTON PURINA COMPANY	5,593
5. UNIVERSITY OF VERMONT	980	5. WALL E F ASSOCIATES INC	3,804
6. UNITED TECHNOLOGIES CORP	779	6. DAMASCUS CORP	2,097
7. DCM CORPORATION DCM VERMONT	720	7. NORWICH UNIVERSITY	1,124
8. TRINITY COLLEGE	675	8. POLHEMUS NVG TN SCNC INC	538
9. WHITNEY BLAKE COMPANY	544	9. BLODGETT G S CO INC THE	478
10. ASSOCIATES IN RURAL DEV	534	10. VELAN INC	478

FEDERAL PROCUREMENT DATA SYSTEM  
**FEDERAL PROCUREMENT DOLLARS FOR VIRGINIA**  
 Fiscal Year 1989 to Date

Population 5,787,115  
 Per Capita Procurement 1,262

Total Procurement By Place of Performance 7,305,359  
 Rank Per Capita 4 Last Year 3

TOP FIVE COUNTIES					
NAME OF COUNTY	CIVILIAN AGENCIES		DEPARTMENT OF DEFENSE		TOTAL (000)
	SMALL DIS- ADVANTAGED (000)	OTHER (000)	SMALL DIS- ADVANTAGED (000)	OTHER (000)	
1. FAIRFAX	69,901	541,217	107,895	1,201,290	1,920,303
2. NEWPORT NEWS (CITY)	268	122,233	9,318	916,901	1,048,720
3. ARLINGTON	56,346	111,926	82,135	436,128	686,535
4. MANASSAS (CITY)	72	9,934	2,731	562,683	575,420
5. NORFOLK (CITY)	5,470	49,131	27,004	410,433	492,038

TOP FIVE AGENCIES WITH PLACE OF PERFORMANCE IN THIS STATE (000)	
1. DEPARTMENT OF DEFENSE	5,741,106
2. NATIONAL AERONAUTICS AND SPACE ADMINISTRATION	332,949
3. DEPARTMENT OF ENERGY	289,580
4. DEPARTMENT OF TRANSPORTATION	169,166
5. GENERAL SERVICES ADMINISTRATION	128,326

TOP FIVE CONTRACTING OFFICES LOCATED IN THIS STATE (000)	
1 DEF FUEL SUPPLY CTR ALEXANDRIA ATTN DFSC	4,496,401
2 NAVAJO AREA OFFICE	1,837,284
3 ABERDEEN AREA OFFICE	1,082,466
4 FT. BELVOIR DIR OF CONTRACTING BLDG. T742	525,794
5 DEF GENERAL SUPPLY CTR RICHMOND ATTN DGSC	378,224

TYPE OF PRODUCT OR SERVICE	SMALL BUSINESS (000)	LARGE BUSINESS (000)	STATE & LOCAL GOV'T (000)	NON- PROFIT & OTHER (000)	TOTAL (000)
R & D	218,191	553,133	6,555	206,268	984,147
Construction	250,700	116,629	0	406	367,735
Supplies & Equipment	410,301	1,986,266	25	16,368	2,412,960
Services	1,164,589	2,253,943	5,290	116,695	3,540,517
<b>TOTAL</b>	<b>2,043,781</b>	<b>4,909,971</b>	<b>11,870</b>	<b>339,737</b>	<b>7,305,359</b>

TOP CONTRACTORS PERFORMING IN THIS STATE			
CIVILIAN AGENCIES CONTRACTORS	DOLLARS (000)	DEPARTMENT OF DEFENSE CONTRACTORS	DOLLARS (000)
1. SOUTHEASTERN UNIV RESCH ASSN	111,909	1. TENNECO INC	881,024
2. MC DERMOTT INTERNATIONAL INC	102,534	2. INTERNATIONAL BUS MCHS CORP	563,225
3. BLACK & DECKER CORPORATION	81,057	3. HERCULES INCORPORATED	183,223
4. GRUMMAN CORPORATION	70,810	4. UNISYS CORPORATION	177,400
5. UNISYS CORPORATION	64,863	5. GENERAL MOTORS CORPORATION	144,381
6. MITRE CORPORATION	61,688	6. HONEYWELL INC	103,262
7. BOEING COMPANY THE	44,351	7. BLACK & DECKER CORPORATION	80,749
8. NORFOLK SHPBLDING DRYDOCK CORP	38,377	8. SCIENCE APPLICATIONS INTL CORP	72,325
9. SYSOREX INTERNATIONAL INC	22,688	9. ENGINEERING RESEARCH ASSOC	65,690
10. SEQUA CORPORATION	21,005	10. FORD MOTOR COMPANY	63,289

FEDERAL PROCUREMENT DATA SYSTEM  
**FEDERAL PROCUREMENT DOLLARS FOR WASHINGTON**  
 Fiscal Year 1989 to Date

Population 4,462,685  
 Per Capita Procurement 918

Total Procurement By Place of Performance 4,098,627  
 Rank Per Capita 38 Last Year 36

TOP FIVE COUNTIES					
NAME OF COUNTY	CIVILIAN AGENCIES		DEPARTMENT OF DEFENSE		TOTAL (000)
	SMALL DIS- ADVANTAGED (000)	OTHER (000)	SMALL DIS- ADVANTAGED (000)	OTHER (000)	
1. KING	4,742	114,198	6,068	1,990,352	2,115,360
2. BENTON	3,911	923,794	0	4,006	931,711
3. WHATCOM	817	3,551	1,564	342,377	348,309
4. PIERCE	2,058	9,583	33,176	141,271	186,088
5. SNOHOMISH	168	6,087	327	153,451	160,033
TOP FIVE AGENCIES WITH PLACE OF PERFORMANCE IN THIS STATE (000)					
1. DEPARTMENT OF DEFENSE					2,930,059
2. DEPARTMENT OF ENERGY					934,981
3. DEPARTMENT OF THE INTERIOR					59,358
4. DEPARTMENT OF HEALTH AND HUMAN SERVICES					40,516
5. DEPARTMENT OF AGRICULTURE					35,153
TOP FIVE CONTRACTING OFFICES LOCATED IN THIS STATE (000)					
1 USA ENGINEER DISTRICT SEATTLE					125,964
2 NAVAL SUPPLY CENTER PUGET SOUND					71,920
3 CONTRACTING DIVISION FORT LEWIS					36,348
4 FSS/PAINTS AND CHEMICAL COMM CTR					29,963
5 USA ENGINEER DISTRICT SEATTLE					28,464
TYPE OF PRODUCT OR SERVICE	SMALL BUSINESS (000)	LARGE BUSINESS (000)	STATE & LOCAL GOV'T (000)	NON- PROFIT & OTHER (000)	TOTAL (000)
R & D	18,166	805,130	10,891	31,905	866,092
Construction	161,859	147,342	5,683	0	314,884
Supplies & Equipment	138,543	1,146,389	0	99,866	1,384,798
Services	99,143	1,354,858	45,247	33,605	1,532,853
<b>TOTAL</b>	<b>417,711</b>	<b>3,453,719</b>	<b>61,821</b>	<b>165,376</b>	<b>4,098,627</b>
TOP CONTRACTORS PERFORMING IN THIS STATE					
CIVILIAN AGENCIES CONTRACTORS	DOLLARS (000)	DEPARTMENT OF DEFENSE CONTRACTORS		DOLLARS (000)	
1. WESTINGHOUSE ELECTRIC CORP	710,659	1. BOEING COMPANY THE	1,803,129		
2. BATTELLE MEMORIAL INSTITUTE	190,482	2. ATLANTIC RICHFIELD COMPANY	336,894		
3. BOEING COMPANY THE	18,643	3. LITTON INDUSTRIES INC	47,417		
4. WASHINGTON UNIVERSITY OF	14,212	4. TODD SHIPYARDS CORPORATION	45,169		
5. GTE CORPORATION	12,122	5. GENERAL CONSTRUCTION MANSON JV	43,953		
6. YAKIMA INDIAN NATION	11,713	6. BLOUNT BROTHERS CORPORATION	42,324		
7. BURKE ELECTRIC	7,857	7. HONEYWELL INC	27,351		
8. J I J CONSTRUCTION CO INC	6,918	8. WASHINGTON UNIVERSITY OF	21,601		
9. TODD SHIPYARDS CORPORATION	6,550	9. FLUKE JOHN MFG CO INC	20,818		
10. MANAGEMENT AND TRAINING CORP	6,347	10. LOGICON INC	15,600		

FEDERAL PROCUREMENT DATA SYSTEM  
**FEDERAL PROCUREMENT DOLLARS FOR WEST VIRGINIA**  
 Fiscal Year 1989 to Date

Population 1,918,995  
 Per Capita Procurement 177

Total Procurement By Place of Performance 341,206  
 Rank Per Capita 31 Last Year 26

TOP FIVE COUNTIES					
NAME OF COUNTY	CIVILIAN AGENCIES		DEPARTMENT OF DEFENSE		TOTAL (000)
	SMALL DIS- ADVANTAGED (000)	OTHER (000)	SMALL DIS- ADVANTAGED (000)	OTHER (000)	
1. CABELL	459	46,300	0	7,640	54,399
2. MONONGALIA	509	37,066	1,169	2,591	41,335
3. MINERAL	0	1,570	113	37,840	39,523
4. PLEASANTS	0	110	38,778	0	38,888
5. KANAWHA	128	26,693	50	5,787	32,658
TOP FIVE AGENCIES WITH PLACE OF PERFORMANCE IN THIS STATE (000)					
1. DEPARTMENT OF DEFENSE					160,672
2. DEPARTMENT OF VETERANS AFFAIRS					57,905
3. TENNESSEE VALLEY AUTHORITY					42,028
4. DEPARTMENT OF ENERGY					36,898
5. DEPARTMENT OF THE INTERIOR					12,349
TOP FIVE CONTRACTING OFFICES LOCATED IN THIS STATE (000)					
1 USA ENGINEER DISTR HUNTINGTON					42,651
2 DEPARTMENT OF AGRICULTURE					7,441
3 DEPARTMENT OF AGRICULTURE					6,216
4 USP&FO FOR WEST VIRGINIA					5,991
5 VA MED CTR					4,692
TYPE OF PRODUCT OR SERVICE	SMALL BUSINESS (000)	LARGE BUSINESS (000)	STATE & LOCAL GOV'T (000)	NON- PROFIT & OTHER (000)	TOTAL (000)
R & D	95	33,079	-761	1,192	33,605
Construction	48,287	79,177	0	0	127,464
Supplies & Equipment	88,658	33,112	0	2,004	123,774
Services	13,961	36,818	1,730	3,854	56,363
<b>TOTAL</b>	<b>151,001</b>	<b>182,186</b>	<b>969</b>	<b>7,050</b>	<b>341,206</b>
TOP CONTRACTORS PERFORMING IN THIS STATE					
CIVILIAN AGENCIES CONTRACTORS	DOLLARS (000)	DEPARTMENT OF DEFENSE CONTRACTORS		DOLLARS (000)	
1. DICK P J CONTRACTING INC	45,195	1. PHOENIX PETROLEUM COMPANY		38,778	
2. EG&G INC	27,140	2. HERCULES INCORPORATED		37,894	
3. COAL NETWORK INC	15,096	3. GROVES S J & SONS COMPANY		21,000	
4. ADDINGTON RESOURCES INC	14,451	4. NEWBERG GUST K CNSTR CO		5,600	
5. CORTE CONSTRUCTION INC	5,469	5. GOODRICH B F COMPANY THE		5,000	
6. DOFASCO INC	4,585	6. CONTROLLED SYSTEMS INC		4,080	
7. PEVARNIK BROTHERS INC	4,285	7. HOLZMANN PHILIPP USA		3,304	
8. ALVAREZ CONTRACTORS INC	3,831	8. FORT STEUBEN ENTERPRISES DIV		3,167	
9. PEN HOLDINGS INC	3,329	9. TECHNOLOGY WORLD INC		3,104	
10. KANAWHA STONE CO INC	2,926	10. WIRT INFLATABLE SPECIALISTS		2,382	



FEDERAL PROCUREMENT DATA SYSTEM  
**FEDERAL PROCUREMENT DOLLARS FOR WISCONSIN**  
 Fiscal Year 1989 to Date

Population 4,784,627  
 Per Capita Procurement 285

Total Procurement By Place of Performance 1,364,622  
 Rank Per Capita 30 Last Year 25

TOP FIVE COUNTIES					
NAME OF COUNTY	CIVILIAN AGENCIES		DEPARTMENT OF DEFENSE		TOTAL (000)
	SMALL DIS- ADVANTAGED (000)	OTHER (000)	SMALL DIS- ADVANTAGED (000)	OTHER (000)	
1. WINNEBAGO	0	2,885	0	372,423	375,308
2. DOOR	1,110	21,411	0	222,586	245,107
3. MILWAUKEE	1,009	73,300	1,509	76,270	152,088
4. BROWN	92	73,271	0	6,199	79,562
5. DANE	9	29,318	0	39,313	68,640
TOP FIVE AGENCIES WITH PLACE OF PERFORMANCE IN THIS STATE (000)					
1. DEPARTMENT OF DEFENSE					1,053,630
2. DEPARTMENT OF AGRICULTURE					96,988
3. DEPARTMENT OF VETERANS AFFAIRS					42,601
4. NATIONAL AERONAUTICS AND SPACE ADMINISTRATION					41,309
5. GENERAL SERVICES ADMINISTRATION					33,770
TOP FIVE CONTRACTING OFFICES LOCATED IN THIS STATE (000)					
1 CLEMENT J ZABLOCKI VA MED CTR					13,277
2 CONTRACTING DIVISION CAMP MCCOY					3,849
3 DEPARTMENT OF AGRICULTURE, FOREST SERVICE					3,764
4 VA MED CTR					3,438
5 USP&FO FOR WISCONSIN					2,987
TYPE OF PRODUCT OR SERVICE	SMALL BUSINESS (000)	LARGE BUSINESS (000)	STATE & LOCAL GOV'T (000)	NON- PROFIT & OTHER (000)	TOTAL (000)
R & D	1,998	16,114	14,763	5,525	38,400
Construction	19,126	5,173	367	0	24,666
Supplies & Equipment	397,841	746,253	1,083	33,704	1,178,881
Services	16,515	72,582	24,302	9,276	122,675
<b>TOTAL</b>	<b>435,480</b>	<b>840,122</b>	<b>40,515</b>	<b>48,505</b>	<b>1,364,622</b>
TOP CONTRACTORS PERFORMING IN THIS STATE					
CIVILIAN AGENCIES CONTRACTORS	DOLLARS (000)	DEPARTMENT OF DEFENSE CONTRACTORS		DOLLARS (000)	
1. CRAY RESEARCH INC	35,077	1. OSHKOSH TRUCK CORPORATION		360,067	
2. DEAN FOODS COMPANY	34,178	2. PETERSON BUILDERS INC		212,874	
3. ARCHER DNIELS MIDLAND COMPANY	24,072	3. ASTRA HOLDINGS CORPORATION		61,076	
4. MANITOWOC COMPANY INC	20,798	4. MARINETTE MARINE CORP		35,811	
5. CAL WESTERN PACKAGING CORP	16,843	5. TRAK INTERNATIONAL INC		27,463	
6. UNIVERSITY OF WISCONSIN	16,430	6. ASTRONAUTICS CORP AMERICA		27,071	
7. GENERAL ELECTRIC COMPANY	16,388	7. WISCONSIN PHYSICIANS SVC INSUR		26,988	
8. KRUEGER INTERNATIONAL INC	15,860	8. TENNECO INC		22,731	
9. FORT HOWARD CORPORATION	10,098	9. GENERAL ELECTRIC COMPANY		21,504	
10. AMERICAN FOODS GROUP INC	7,212	10. OLIN CORPORATION		18,262	

FEDERAL PROCUREMENT DATA SYSTEM  
**FEDERAL PROCUREMENT DOLLARS FOR WYOMING**  
 Fiscal Year 1989 to Date

Population 507,341  
 Per Capita Procurement 274

Total Procurement By Place of Performance 139,359  
 Rank Per Capita 46 Last Year 45

TOP FIVE COUNTIES					
NAME OF COUNTY	CIVILIAN AGENCIES		DEPARTMENT OF DEFENSE		TOTAL (000)
	SMALL DIS-ADVANTAGED (000)	OTHER (000)	SMALL DIS-ADVANTAGED (000)	OTHER (000)	
1. LARAMIE	38	1,691	6,147	34,419	42,295
2. WESTON	0	67	0	23,684	23,751
3. NATRONA	110	23,110	0	363	23,583
4. TETON	0	18,767	0	36	18,803
5. PARK	938	11,641	1,091	0	13,670

TOP FIVE AGENCIES WITH PLACE OF PERFORMANCE IN THIS STATE (000)	
1. DEPARTMENT OF DEFENSE	67,304
2. DEPARTMENT OF ENERGY	27,408
3. DEPARTMENT OF AGRICULTURE	16,479
4. DEPARTMENT OF THE INTERIOR	14,760
5. DEPARTMENT OF VETERANS AFFAIRS	9,348

TOP FIVE CONTRACTING OFFICES LOCATED IN THIS STATE (000)	
1 CINCSAC/LGC F E WARREN AFB	16,400
2 USP&FO FOR WYOMING	4,148
3 YELLOWSTONE NATIONAL PARK	983
4 VA MED CTR	928
5 PBS/WYOMING F.O.	115

TYPE OF PRODUCT OR SERVICE	SMALL BUSINESS (000)	LARGE BUSINESS (000)	STATE & LOCAL GOV'T (000)	NON-PROFIT & OTHER (000)	TOTAL (000)
R & D	50	0	123	2,807	2,980
Construction	26,034	14,238	-6	0	40,266
Supplies & Equipment	52,485	2,642	0	79	55,206
Services	16,268	21,790	845	2,004	40,907
<b>TOTAL</b>	<b>94,837</b>	<b>38,670</b>	<b>962</b>	<b>4,890</b>	<b>139,359</b>

TOP CONTRACTORS PERFORMING IN THIS STATE			
CIVILIAN AGENCIES CONTRACTORS	DOLLARS (000)	DEPARTMENT OF DEFENSE CONTRACTORS	DOLLARS (000)
1. JOHN BROWN E & C INC	18,259	1. HERMES CONSOLIDATED INC	23,684
2. EXHIBIT FABRICATORS	9,934	2. FRONTIER OIL CORPORATION	13,615
3. M A MORTENSON COMPANY	7,490	3. AINSWORTH-BENNING CNSTR INC	3,535
4. SURVEYOR SCHERBEL LTD	4,000	4. AMF WYOTT INC	3,120
5. BRINK ELECTRIC CNSTR CO	2,850	5. WYOMING BUILDING MAINTENA	2,855
6. MIKE J THIEL INC	2,460	6. SPIEGELBERG LBR BLDG COMPANY	2,742
7. TOSHIBA INTERNATIONAL CORP	2,367	7. FEDERAL CONTRACTING INC	2,391
8. UNIVERSITY OF WYOMING	2,210	8. G V CONTRACTING	1,432
9. BLATTNER D H & SONS INC	2,174	9. UNIVERSITY OF WYOMING	1,169
10. CLYDE W W & CO	1,770	10. WIL-JO MANUFACTURING INC	1,091

**SECTION III**

**AGENCY VIEWS**

FEDERAL PROCUREMENT DATA SYSTEM  
**TOTAL FEDERAL SNAPSHOT REPORT - SF281**  
 Actions Reported in Summary on SF281  
 Fiscal Year 1989 Through Fourth Quarter

PART I - PRIME CONTRACTS							
	PROCUREMENT METHODS	Number of Actions (a)	NET DOLLAR AMOUNTS (000)				Total Dollars (f)
			Small Business Concerns (b)	Large Business Concerns (c)	Domestic Outside U.S./ Foreign (d)	Other Entities (e)	
NEW AWARDS AND MODIFICATIONS	1. Tariff or Regulated Acquisitions	134,763					189,991
	2. Contracts for Foreign Government or International Organization	30,626					55,890
	3. Small Purchases	8,737,580	5,466,028	2,178,247	313,060	112,153	8,069,488
	4. Delivery Orders - GSA Schedules Only	1,095,965	762,582	1,120,160	24,871	9,055	1,916,668
	5. Delivery Orders - Other Federal Schedules	615,928	155,977	550,702	4,884	11,723	723,286
	6. Delivery Orders - All Other	1,918,313	675,482	1,210,958	316,076	48,808	2,251,324
	7. Other Procurement Methods	2,306,911	870,257	1,239,696	96,959	56,267	2,263,179
	8. TOTAL NEW AWARDS AND MODIFICATIONS	14,840,086	7,930,328	6,299,783	755,850	238,008	15,469,826
COMPETITION	9. Competed	6,184,430	5,168,406	2,895,101	514,110	54,823	8,632,873
	10. Not Competed	2,204,738	1,095,713	961,821	102,873	75,051	2,237,243
	11. Not Available for Competition	6,450,918	1,666,207	2,443,041	138,867	108,132	4,599,710
MODIFICATIONS	12. TOTAL MODIFICATIONS (Excluding Line 3)	462,821					556,496

PART II - SELECTED SOCIOECONOMIC STATISTICS (Includes both new awards and modifications)					
PREFERENCE PROGRAMS			TYPE OF CONTRACTOR		
CATEGORY	Number of Actions (a)	Total net Dollars (b)	CATEGORY	Number of Actions (a)	Total net Dollars (b)
13. Small Business - Small Purchase Set-Aside	5,049,944	4,003,721	18. Small Disadvantaged Business	322,498	308,808
14. Small Business Set-Aside	616,319	752,353	19. Woman-Owned Small Business	416,628	363,727
15. Labor Surplus Area Set-Aside	42,461	38,416	20. Sheltered Workshop	3,628	5,028
16. Combined Labor Surplus/ Small Business Set-Aside	86,642	69,078			
17. 8(a) Awards	28,656	44,861			

**TOTAL FEDERAL SNAPSHOT REPORT - SF279**  
 Actions Reported Individually on SF279  
 Fiscal Year 1989 Through Fourth Quarter

	Actions	Dollars (000)
<b>TOTAL</b>	<b>321,548</b>	<b>168,694,981</b>
<b>CICA APPLICABILITY</b>		
Pre-CICA	17,841	30,772,896
CICA Awards	288,857	130,378,415
Small Purchases	6,465	37,807
Subject to Statute other than CICA	3,477	600,810
<b>KIND OF CONTRACT ACTION</b>		
Initial Letter Contract	1,292	3,439,439
Def. Contract Superseding Letter	403	1,326,359
New Definitive Contract	85,406	45,921,480
Small Purchase Procedure	6,725	40,063
Order Under IDC	88,583	12,056,791
Order Under BOA	13,872	5,425,328
Order /Mod Under GSA Schedule	15,133	1,178,829
Order/Mod Under VA Schedule	1,648	74,293
Modifications	106,099	99,938,490
Termination for Default	679	-355,128
Termination for Convenience	1,708	-350,963
<b>SYNOPSIS OF PROCUREMENT PRIOR TO AWARD</b>		
Synopsized Prior to Award	208,108	122,849,302
Not Synopsized Due to Urgency	7,290	2,642,011
Not Synopsized for Other Reason	101,242	36,298,615

**FEDERAL PROCUREMENT DATA SYSTEM**  
**TOTAL FEDERAL SNAPSHOT REPORT - SF279**  
**Actions Reported Individually on SF279**  
**Fiscal Year 1989 Through Fourth Quarter**

	Actions	Dollars (000)
<b>SOLICITATION PROCEDURE</b>		
Full and Open Competition - Sealed Bid	37,049	11,374,702
Full and Open Competition - Comp Proposal	89,132	45,148,585
Full and Open Competition - Combination	988	937,536
Architect Engineer	8,077	1,015,077
Basic Research	4,409	1,067,372
Multiple Award Schedule	14,313	1,431,133
Alternate Source/Reduced Cost	61	150,708
Alternate Source/Mobilization	234	2,680,535
Alternate Source/Eng R & D	37	28,814
Set-aside	47,072	7,956,003
Other than Full and Open Competition	87,488	58,588,101
<b>FULL AND OPEN COMPETITION WITH ONLY ONE BIDDER/OFFERER</b>	<b>24,002</b>	<b>6,004,612</b>
<b>AUTHORITY FOR OTHER THAN FULL AND OPEN COMPETITION</b>		
Only One Source	42,951	39,979,581
- Follow-on Contract	3,039	6,781,459
- Utilities (Regulated & Telecommunications)	4,949	742,474
Unusual & Compelling Urgency	8,240	3,436,322
Mobilization/Essential R&D	2,864	8,328,974
International Agreement	38	22,499
Authorized by Statute	28,428	3,980,550
Authorized Resale	2,562	273,108
National Security	2,372	2,533,024
Public Interest	35	34,063
<b>EXTENT COMPETED</b>		
Competed	223,017	97,882,307
Not Available for Competition	47,484	10,416,224
Follow-on to Completed Action	8,588	15,808,852
Not Completed	37,551	37,882,545
<b>TYPE OF CONTRACT</b>		
Fixed Price	253,105	107,777,887
Cost Reimbursement	49,308	51,272,965
Time and Material	10,870	2,206,095
Labor Hour	3,359	532,981
<b>TYPE OF CONTRACTOR</b>		
Small Disadvantaged Business	22,291	5,333,868
Other Small Business	116,817	18,382,303
Large Business	144,579	121,979,740
Sheltered Workshops	1,551	198,192
Educational & Nonprofit	11,690	6,865,607
State & Local Government	5,208	2,978,483
Foreign Contractor	11,938	4,772,889
Domestic Contractor Performing Outside US	2,568	1,278,848
<b>WOMAN-OWNED SMALL BUSINESS</b>	<b>5,858</b>	<b>1,402,639</b>
<b>PREFERENCE PROGRAMS</b>		
Directed to Sheltered Workshop	1,474	174,191
8 (a) Program	12,167	3,069,856
Combined LSA/SB Set-aside	5,246	271,025
Small Business Set-aside	48,624	7,900,330
Labor Surplus Area Set-aside	2,217	1,213,009
Tie Bid Preference	51	11,485
Buy Indian/Self Determination Act	2,320	387,272
No Preference Program or Not Listed	244,541	148,762,960
<b>SUBJECT TO LABOR STATUTES</b>		
Walsh Healy Act - Manufacturer	107,027	86,327,907
Walsh Healy Act - Dealer	20,410	4,940,651
Service Contract Act	55,124	11,831,957
Davis Bacon Act	33,278	9,314,093
Not Subject to Above Acts	100,798	49,375,224
<b>PRODUCT OR SERVICE</b>		
Supplies & Equipment	110,784	76,874,574
ADP Equipment, Purchase and Lease	16,142	3,174,847
Research & Development	31,624	28,858,900
Construction	40,056	11,105,521
Architect & Engineering	12,081	2,563,812
Real Property, Purchase & Lease, or Maintenance	984	195,600
ADP Services	11,717	3,028,349
Other Services	96,178	42,893,378

FEDERAL PROCUREMENT DATA SYSTEM  
**EXECUTIVE OFFICE OF THE PRESIDENT**  
 Actions Reported in Summary on SF281  
 Fiscal Year 1989 Through Fourth Quarter

PART I - PRIME CONTRACTS						
NEW AWARDS AND MODIFICATIONS	PROCUREMENT METHODS	Number of Actions (a)	NET DOLLAR AMOUNTS (000)			
			Small Business Concerns (b)	Large Business Concerns (c)	Domestic Outside U.S./ Foreign (d)	Other Entities (e)
	1. Tariff or Regulated Acquisitions	0				0
	2. Contracts for Foreign Government or International Organization	0				0
	3. Small Purchases	1,919	2,842	1,782	0	4,424
	4. Delivery Orders - GSA Schedules Only	283	512	1,183	0	1,695
	5. Delivery Orders - Other Federal Schedules	0	0	0	0	0
	6. Delivery Orders - All Other	0	0	0	0	0
	7. Other Procurement Methods	18	3	2	0	15
	8. TOTAL NEW AWARDS AND MODIFICATIONS	2,218	3,157	2,967	0	6,134
COMPETITION	9. Competed	810	1,784	1,619	0	3,403
	10. Not Competed	367	612	677	0	1,289
	11. Not Available for Competition	1,041	761	671	0	1,442
MODIFICATIONS	12. TOTAL MODIFICATIONS (Excluding Line 3)	42				198

PART II - SELECTED SOCIOECONOMIC STATISTICS (Includes both new awards and modifications)					
PREFERENCE PROGRAMS			TYPE OF CONTRACTOR		
CATEGORY	Number of Actions (a)	Total net Dollars (b)	CATEGORY	Number of Actions (a)	Total net Dollars (b)
13. Small Business - Small Purchase Set-Aside	977	1,282	18. Small Disadvantaged Business	21	75
14. Small Business Set-Aside	0	0	19. Woman-Owned Small Business	49	167
15. Labor Surplus Area Set-Aside	0	0	20. Sheltered Workshop	0	0
16. Combined Labor Surplus/ Small Business Set-Aside	0	0			
17. 8(a) Awards	0	0			

**EXECUTIVE OFFICE OF THE PRESIDENT**  
 Actions Reported Individually on SF279  
 Fiscal Year 1989 Through Fourth Quarter

	Actions	Dollars (000)
<b>TOTAL</b>	<b>85</b>	<b>9,362</b>
<b>CICA APPLICABILITY</b>		
Pre-CICA	0	0
CICA Awards	85	9,362
Small Purchases	0	0
Subject to Statute other than CICA	0	0
<b>KIND OF CONTRACT ACTION</b>		
Initial Letter Contract	1	55
Def. Contract Superseding Letter	0	0
New Definitive Contract	16	1,075
Small Purchase Procedure	0	0
Order Under IDC	3	258
Order Under BOA	0	0
Order /Mod Under GSA Schedule	17	1,299
Order/Mod Under VA Schedule	0	0
Modifications	48	6,675
Termination for Default	0	0
Termination for Convenience	0	0
<b>SYNOPSIS OF PROCUREMENT PRIOR TO AWARD</b>		
Synopsized Prior to Award	17	1,599
Not Synopsized Due to Urgency	8	457
Not Synopsized for Other Reason	60	7,306

FEDERAL PROCUREMENT DATA SYSTEM  
**EXECUTIVE OFFICE OF THE PRESIDENT**  
 Actions Reported Individually on SF279  
 Fiscal Year 1989 Through Fourth Quarter

SOLICITATION PROCEDURE	Actions	Dollars (000)
Full and Open Competition - Sealed Bid	5	408
Full and Open Competition - Comp Proposal	24	5,292
Full and Open Competition - Combination	0	0
Architect Engineer	0	0
Basic Research	0	0
Multiple Award Schedule	14	1,189
Alternate Source/Reduced Cost	0	0
Alternate Source/Mobilization	0	0
Alternate Source/Eng R & D	0	0
Set-aside	0	0
Other than Full and Open Competition	42	2,473
<b>FULL AND OPEN COMPETITION WITH ONLY ONE BIDDER/OFFERER</b>	<b>17</b>	<b>4,805</b>
<b>AUTHORITY FOR OTHER THAN FULL AND OPEN COMPETITION</b>		
Only One Source	33	1,982
- Follow-on Contract	13	808
- Utilities (Regulated & Telecommunications)	0	0
Unusual & Compelling Urgency	8	457
Mobilization/Essential R&D	0	0
International Agreement	0	0
Authorized by Statute	0	0
Authorized Resale	1	34
National Security	0	0
Public Interest	0	0
<b>EXTENT COMPETED</b>		
Competed	45	7,025
Not Available for Competition	10	496
Follow-on to Competed Action	11	606
Not Competed	19	1,235
<b>TYPE OF CONTRACT</b>		
Fixed Price	61	4,675
Cost Reimbursement	9	3,946
Time and Material	0	0
Labor Hour	15	741
<b>TYPE OF CONTRACTOR</b>		
Small Disadvantaged Business	2	60
Other Small Business	44	2,701
Large Business	33	6,120
Sheltered Workshops	0	0
Educational & Nonprofit	6	481
State & Local Government	0	0
Foreign Contractor	0	0
Domestic Contractor Performing Outside US	0	0
<b>WOMAN-OWNED SMALL BUSINESS</b>	<b>1</b>	<b>54</b>
<b>PREFERENCE PROGRAMS</b>		
Directed to Sheltered Workshop	0	0
8 (a) Program	2	60
Combined LSA/SB Set-aside	0	0
Small Business Set-aside	0	0
Labor Surplus Area Set-aside	0	0
Tie Bid Preference	0	0
Buy Indian/Self Determination Act	0	0
No Preference Program or Not Listed	83	9,302
<b>SUBJECT TO LABOR STATUTES</b>		
Walsh Healy Act - Manufacturer	22	2,106
Walsh Healy Act - Dealer	5	529
Service Contract Act	48	6,180
Davis Bacon Act	1	25
Not Subject to Above Acts	9	522
<b>PRODUCT OR SERVICE</b>		
Supplies & Equipment	6	356
ADP Equipment, Purchase and Lease	13	1,194
Research & Development	0	0
Construction	1	25
Architect & Engineering	1	67
Real Property, Purchase & Lease, or Maintenance	0	0
ADP Services	33	5,403
Other Services	31	2,317

**FEDERAL PROCUREMENT DATA SYSTEM**  
**DEPARTMENT OF AGRICULTURE**  
**Actions Reported in Summary on SF281**  
**Fiscal Year 1989 Through Fourth Quarter**

PART I - PRIME CONTRACTS							
	PROCUREMENT METHODS	Number of Actions (a)	NET DOLLAR AMOUNTS (000)				Total Dollars (f)
			Small Business Concerns (b)	Large Business Concerns (c)	Domestic Outside U.S./ Foreign (d)	Other Entities (e)	
NEW AWARDS AND MODIFICATIONS	1. Tariff or Regulated Acquisitions	3,602					15,453
	2. Contracts for Foreign Government or International Organization	299					254
	3. Small Purchases	709,247	317,466	34,785	794	4,654	357,699
	4. Delivery Orders - GSA Schedules Only	119,045	30,392	56,145	102	215	86,854
	5. Delivery Orders - Other Federal Schedules	16,771	5,076	15,379	24	293	20,772
	6. Delivery Orders - All Other	19,255	6,343	9,271	4	430	16,048
	7. Other Procurement Methods	43,567	22,255	18,425	24	3,275	43,979
	8. TOTAL NEW AWARDS AND MODIFICATIONS	911,816	381,532	134,005	948	8,867	541,059
COMPETITION	9. Competed	424,300	278,034	107,252	359	2,042	385,687
	10. Not Competed	332,784	76,099	19,401	463	4,013	99,976
	11. Not Available for Competition	154,732	29,399	7,352	126	2,812	55,396
MODIFICATIONS	12. TOTAL MODIFICATIONS (Excluding Line 3)	180,509					102,005

PART II - SELECTED SOCIOECONOMIC STATISTICS (Includes both new awards and modifications)					
PREFERENCE PROGRAMS			TYPE OF CONTRACTOR		
CATEGORY	Number of Actions (a)	Total net Dollars (b)	CATEGORY	Number of Actions (a)	Total net Dollars (b)
13. Small Business - Small Purchase Set-Aside	309,080	103,638	18. Small Disadvantaged Business	10,191	9,753
14. Small Business Set-Aside	35,718	34,089	19. Woman-Owned Small Business	38,777	23,763
15. Labor Surplus Area Set-Aside	4,927	4,325	20. Sheltered Workshop	799	330
16. Combined Labor Surplus/ Small Business Set-Aside	15,392	10,441			
17. 8(a) Awards	1,841	2,755			

**DEPARTMENT OF AGRICULTURE**  
**Actions Reported Individually on SF279**  
**Fiscal Year 1989 Through Fourth Quarter**

	Actions	Dollars (000)
<b>TOTAL</b>	<b>5,698</b>	<b>1,412,171</b>
<b>CICA APPLICABILITY</b>		
Pre-CICA	188	17,550
CICA Awards	7,997	1,381,654
Small Purchases	533	3,309
Subject to Statute other than CICA	170	9,658
<b>KIND OF CONTRACT ACTION</b>		
Initial Letter Contract	259	82,526
Def. Contract Superseding Letter	6	310
New Definitive Contract	5,041	1,201,089
Small Purchase Procedure	932	6,341
Order Under IDC	425	14,321
Order Under BOA	3	87
Order /Mod Under GSA Schedule	78	3,166
Order/Mod Under VA Schedule	0	0
Modifications	2,097	104,932
Termination for Default	18	-362
Termination for Convenience	9	-239
<b>SYNOPSIS OF PROCUREMENT PRIOR TO AWARD</b>		
Synopsized Prior to Award	4,441	324,464
Not Synopsized Due to Urgency	32	3,646
Not Synopsized for Other Reason	4,395	1,084,061



FEDERAL PROCUREMENT DATA SYSTEM  
**DEPARTMENT OF AGRICULTURE**  
 Actions Reported Individually on SF279  
 Fiscal Year 1989 Through Fourth Quarter

	Actions	Dollars (000)
<b>SOLICITATION PROCEDURE</b>		
Full and Open Competition - Sealed Bid	4,877	1,179,491
Full and Open Competition - Comp Proposal	846	83,840
Full and Open Competition - Combination	26	3,799
Architect Engineer	77	3,237
Basic Research	0	0
Multiple Award Schedule	61	2,412
Alternate Source/Reduced Cost	0	0
Alternate Source/Mobilization	1	52
Alternate Source/Eng R & D	0	0
Set-aside	1,640	65,262
Other than Full and Open Competition	469	43,561
<b>FULL AND OPEN COMPETITION WITH ONLY ONE BIDDER/OFFERER</b>	<b>358</b>	<b>17,022</b>
<b>AUTHORITY FOR OTHER THAN FULL AND OPEN COMPETITION</b>		
Only One Source	170	17,070
- Follow-on Contract	8	260
- Utilities (Regulated & Telecommunications)	3	135
Unusual & Compelling Urgency	46	4,086
Mobilization/Essential R&D	3	120
International Agreement	0	0
Authorized by Statute	246	22,312
Authorized Resale	3	11
National Security	0	0
Public Interest	1	-38
<b>EXTENT COMPETED</b>		
Competed	8,226	1,361,715
Not Available for Competition	453	41,052
Follow-on to Competed Action	13	566
Not Competed	176	8,836
<b>TYPE OF CONTRACT</b>		
Fixed Price	8,700	1,380,939
Cost Reimbursement	155	28,711
Time and Material	1	23
Labor Hour	12	2,496
<b>TYPE OF CONTRACTOR</b>		
Small Disadvantaged Business	789	55,174
Other Small Business	6,238	648,621
Large Business	1,746	695,609
Sheltered Workshops	8	5,778
Educational & Nonprofit	36	2,704
State & Local Government	49	4,213
Foreign Contractor	2	72
Domestic Contractor Performing Outside US	0	0
<b>WOMAN-OWNED SMALL BUSINESS</b>	<b>476</b>	<b>30,814</b>
<b>PREFERENCE PROGRAMS</b>		
Directed to Sheltered Workshop	5	442
8 (a) Program	338	30,718
Combined LSA/SB Set-aside	2,382	86,712
Small Business Set-aside	2,175	183,479
Labor Surplus Area Set-aside	409	48,661
Tie Bid Preference	9	3,584
Buy Indiant/Self Determination Act	0	0
No Preference Program or Not Listed	3,550	1,078,575
<b>SUBJECT TO LABOR STATUTES</b>		
Walsh Healy Act - Manufacturer	357	72,780
Walsh Healy Act - Dealer	311	17,739
Service Contract Act	2,934	142,746
Davis Bacon Act	2,438	154,206
Not Subject to Above Acts	2,828	1,024,700
<b>PRODUCT OR SERVICE</b>		
Supplies & Equipment	2,564	1,026,920
ADP Equipment, Purchase and Lease	191	34,590
Research & Development	21	4,717
Construction	2,585	149,384
Architect & Engineering	212	10,369
Real Property, Purchase & Lease, or Maintenance	300	9,904
ADP Services	136	16,144
Other Services	2,859	180,143

FEDERAL PROCUREMENT DATA SYSTEM  
**DEPARTMENT OF COMMERCE**  
 Actions Reported in Summary on SF281  
 Fiscal Year 1989 Through Fourth Quarter

PART I - PRIME CONTRACTS							
	PROCUREMENT METHODS	Number of Actions (a)	NET DOLLAR AMOUNTS (000)				Total Dollars (f)
			Small Business Concerns (b)	Large Business Concerns (c)	Domestic Outside U.S./ Foreign (d)	Other Entities (e)	
NEW AWARDS AND MODIFICATIONS	1. Tariff or Regulated Acquisitions	15					58
	2. Contracts for Foreign Government or International Organization	43					40
	3. Small Purchases	78,114	71,249	13,449	534	2,000	87,232
	4. Delivery Orders - GSA Schedules Only	17,682	14,208	23,032	0	28	37,264
	5. Delivery Orders - Other Federal Schedules	418	1,130	273	0	85	1,488
	6. Delivery Orders - All Other	3,694	698	274	0	58	1,030
	7. Other Procurement Methods	3,206	2,229	1,370	16	439	4,054
	8. TOTAL NEW AWARDS AND MODIFICATIONS	103,172	89,512	38,398	550	2,608	131,184
COMPETITION	9. Competed	37,160	52,701	24,382	83	426	77,591
	10. Not Competed	18,108	21,022	5,976	344	1,447	28,801
	11. Not Available for Competition	47,904	15,789	8,040	143	735	24,772
MODIFICATIONS	12. TOTAL MODIFICATIONS (Excluding Line 3)	5,936					2,382

PART II - SELECTED SOCIOECONOMIC STATISTICS (Includes both new awards and modifications)					
PREFERENCE PROGRAMS			TYPE OF CONTRACTOR		
CATEGORY	Number of Actions (a)	Total net Dollars (b)	CATEGORY	Number of Actions (a)	Total net Dollars (b)
13. Small Business - Small Purchase Set-Aside	34,011	36,839	18. Small Disadvantaged Business	3,861	2,870
14. Small Business Set-Aside	214	135	19. Woman-Owned Small Business	5,953	4,205
15. Labor Surplus Area Set-Aside	266	79	20. Sheltered Workshop	20	10
16. Combined Labor Surplus/ Small Business Set-Aside	521	167			
17. 8(a) Awards	30	133			

**DEPARTMENT OF COMMERCE**  
 Actions Reported Individually on SF279  
 Fiscal Year 1989 Through Fourth Quarter

	Actions	Dollars (000)
<b>TOTAL</b>	2,971	366,157
<b>CICA APPLICABILITY</b>		
Pre-CICA	84	21,148
CICA Awards	2,878	377,736
Small Purchases	0	0
Subject to Statute other than CICA	0	0
<b>KIND OF CONTRACT ACTION</b>		
Initial Letter Contract	18	1,995
Def. Contract Superseding Letter	2	53
New Definitive Contract	633	92,219
Small Purchase Procedure	0	0
Order Under IDC	478	38,727
Order Under BOA	16	2,048
Order /Mod Under GSA Schedule	255	16,848
Order/Mod Under VA Schedule	0	0
Modifications	1,564	247,665
Termination for Default	1	-81
Termination for Convenience	8	-315
<b>SYNOPSIS OF PROCUREMENT PRIOR TO AWARD</b>		
Synopsized Prior to Award	1,098	138,871
Not Synopsized Due to Urgency	86	5,252
Not Synopsized for Other Reason	1,778	254,759

**FEDERAL PROCUREMENT DATA SYSTEM  
DEPARTMENT OF COMMERCE  
Actions Reported Individually on SF279  
Fiscal Year 1989 Through Fourth Quarter**

SOLICITATION PROCEDURE	Actions	Dollars (000)
Full and Open Competition - Sealed Bid	404	34,717
Full and Open Competition - Comp Proposal	1,175	211,993
Full and Open Competition - Combination	13	995
Architect Engineer	34	7,868
Basic Research	0	0
Multiple Award Schedule	229	13,703
Alternate Source/Reduced Cost	9	399
Alternate Source/Mobilization	0	0
Alternate Source/Eng R & D	0	0
Set-aside	245	18,719
Other than Full and Open Competition	771	91,422
<b>FULL AND OPEN COMPETITION WITH ONLY ONE BIDDER/OFFERER</b>	<b>251</b>	<b>45,296</b>
<b>AUTHORITY FOR OTHER THAN FULL AND OPEN COMPETITION</b>		
Only One Source	341	46,008
- Follow-on Contract	21	1,938
- Utilities (Regulated & Telecommunications)	4	7,167
Unusual & Compelling Urgency	133	8,272
Mobilization/Essential R&D	3	360
International Agreement	8	498
Authorized by Statute	285	36,261
Authorized Resale	0	0
National Security	1	25
Public Interest	0	0
<b>EXTENT COMPETED</b>		
Competed	2,230	304,242
Not Available for Competition	399	47,921
Follow-on to Competed Action	40	11,494
Not Competed	293	35,225
<b>TYPE OF CONTRACT</b>		
Fixed Price	2,431	227,253
Cost Reimbursement	378	157,548
Time and Material	53	4,193
Labor Hour	100	9,888
<b>TYPE OF CONTRACTOR</b>		
Small Disadvantaged Business	408	43,873
Other Small Business	1,190	108,291
Large Business	1,128	217,500
Sheltered Workshops	1	83
Educational & Nonprofit	105	20,041
State & Local Government	101	7,383
Foreign Contractor	22	1,685
Domestic Contractor Performing Outside US	6	226
<b>WOMAN-OWNED SMALL BUSINESS</b>	<b>153</b>	<b>16,561</b>
<b>PREFERENCE PROGRAMS</b>		
Directed to Sheltered Workshop	0	0
8 (a) Program	277	34,034
Combined LSA/SB Set-aside	9	1,561
Small Business Set-aside	523	31,366
Labor Surplus Area Set-aside	4	964
Tie Bid Preference	0	0
Buy Indian/Self Determination Act	1	66
No Preference Program or Not Listed	2,148	330,889
<b>SUBJECT TO LABOR STATUTES</b>		
Walsh Healy Act - Manufacturer	914	104,145
Walsh Healy Act - Dealer	258	22,267
Service Contract Act	757	150,221
Devis Bacon Act	163	10,596
Not Subject to Above Acts	870	111,653
<b>PRODUCT OR SERVICE</b>		
Supplies & Equipment	505	75,526
ADP Equipment, Purchase and Lease	632	65,079
Research & Development	129	9,945
Construction	152	9,051
Architect & Engineering	55	9,519
Real Property, Purchase & Lease, or Maintenance	12	1,266
ADP Services	402	97,679
Other Services	1,084	131,096

**FEDERAL PROCUREMENT DATA SYSTEM  
DEPARTMENT OF DEFENSE  
Actions Reported in Summary on SF281  
Fiscal Year 1989 Through Fourth Quarter**

<b>PART I - PRIME CONTRACTS</b>							
	PROCUREMENT METHODS	Number of Actions (a)	NET DOLLAR AMOUNTS (000)				
			Small Business Concerns (b)	Large Business Concerns (c)	Domestic Outside U.S./ Foreign (d)	Other Entities (e)	Total Dollars (f)
<b>NEW AWARDS AND MODIFICATIONS</b>	1. Tariff or Regulated Acquisitions	66,997				107,916	
	2. Contracts for Foreign Government or International Organization	21,361				52,428	
	3. Small Purchases	4,502,674	3,337,853	1,342,921	274,207	18,842	4,973,823
	4. Delivery Orders - GSA Schedules Only	473,416	417,057	521,061	24,304	3,594	966,016
	5. Delivery Orders - Other Federal Schedules	112,902	46,610	92,207	4,274	5,586	148,677
	6. Delivery Orders - All Other	1,791,106	562,318	1,121,711	315,847	33,516	2,033,392
	7. Other Procurement Methods	2,097,878	781,507	1,199,211	92,654	29,679	2,103,051
	8. TOTAL NEW AWARDS AND MODIFICATIONS	9,066,334	5,145,345	4,277,111	711,286	91,217	10,385,303
<b>COMPETITION</b>	9. Competed	4,222,217	3,632,734	1,708,083	498,728	30,932	5,870,481
	10. Not Competed	649,147	419,913	542,861	80,665	7,094	1,050,533
	11. Not Available for Competition	4,194,970	1,092,698	2,026,167	131,893	53,191	3,464,289
<b>MODIFICATIONS</b>	12. TOTAL MODIFICATIONS (Excluding Line 3)	188,070					351,281

<b>PART II - SELECTED SOCIOECONOMIC STATISTICS (Includes both new awards and modifications)</b>					
PREFERENCE PROGRAMS			TYPE OF CONTRACTOR		
CATEGORY	Number of Actions (a)	Total net Dollars (b)	CATEGORY	Number of Actions (a)	Total net Dollars (b)
13. Small Business - Small Purchase Set-Aside	3,095,085	2,748,517	18. Small Disadvantaged Business	227,605	199,023
14. Small Business Set-Aside	423,896	539,474	19. Woman-Owned Small Business	250,240	236,558
15. Labor Surplus Area Set-Aside	3,329	5,238	20. Sheltered Workshop	1,372	2,881
16. Combined Labor Surplus/ Small Business Set-Aside	655	638			
17. 8(a) Awards	24,842	33,664			

**DEPARTMENT OF DEFENSE  
Actions Reported Individually on SF279  
Fiscal Year 1989 Through Fourth Quarter**

	Actions	Dollars (000)
<b>TOTAL</b>	211,733	126,653,917
<b>CICA APPLICABILITY</b>		
Pre-CICA	11,130	14,357,977
CICA Awards	193,181	105,444,734
Small Purchases	2,537	16,567
Subject to Statute other than CICA	0	0
<b>KIND OF CONTRACT ACTION</b>		
Initial Letter Contract	652	3,154,091
Def. Contract Superseding Letter	269	1,282,957
New Definitive Contract	60,889	37,699,797
Small Purchase Procedure	2,511	16,439
Order Under IDC	52,660	10,246,133
Order Under BOA	13,361	5,014,047
Order /Mod Under GSA Schedule	10,272	724,702
Order/Mod Under VA Schedule	439	27,123
Modifications	68,410	69,187,029
Termination for Default	644	-348,146
Termination for Convenience	1,646	-350,255
<b>SYNOPSIS OF PROCUREMENT PRIOR TO AWARD</b>		
Synopsized Prior to Award	148,620	102,464,904
Not Synopsized Due to Urgency	6,174	2,426,218
Not Synopsized for Other Reason	52,054	14,928,156

**FEDERAL PROCUREMENT DATA SYSTEM**  
**DEPARTMENT OF DEFENSE**  
**Actions Reported Individually on SF279**  
**Fiscal Year 1989 Through Fourth Quarter**

	Actions	Dollars (000)
<b>SOLICITATION PROCEDURE</b>		
Full and Open Competition - Sealed Bid	16,041	6,939,911
Full and Open Competition - Comp Proposal	69,095	35,603,268
Full and Open Competition - Combination	708	453,383
Architect Engineer	5,891	708,428
Basic Research	3,958	902,469
Multiple Award Schedule	8,897	959,917
Alternate Source/Reduced Cost	11	51,574
Alternate Source/Mobilization	177	2,668,890
Alternate Source/Eng R & D	20	27,684
Set-aside	31,570	6,724,349
Other than Full and Open Competition	56,813	50,403,861
<b>FULL AND OPEN COMPETITION WITH ONLY ONE BIDDER/OFFERER</b>	<b>16,124</b>	<b>4,158,213</b>
<b>AUTHORITY FOR OTHER THAN FULL AND OPEN COMPETITION</b>		
Only One Source	34,869	35,994,102
- Follow-on Contract	2,381	6,278,984
- Utilities (Regulated & Telecommunications)	2,174	478,494
Unusual & Compelling Urgency	6,682	2,853,689
Mobilization/Essential R&D	2,597	6,295,140
International Agreement	0	0
Authorized by Statute	7,796	2,468,120
Authorized Resale	2,542	272,231
National Security	2,316	2,490,432
Public Interest	11	30,167
<b>EXTENT COMPLETED</b>		
Competed	149,433	71,813,376
Not Available for Competition	19,289	7,247,192
Follow-on to Completed Action	8,070	14,912,780
Not Completed	30,056	25,845,950
<b>TYPE OF CONTRACT</b>		
Fixed Price	163,075	94,056,455
Cost Reimbursement	32,522	23,332,374
Time and Material	9,381	2,083,451
Labor Hour	1,870	346,998
<b>TYPE OF CONTRACTOR</b>		
Small Disadvantaged Business	13,492	3,710,301
Other Small Business	69,129	14,195,976
Large Business	102,562	93,209,522
Sheltered Workshops	391	117,373
Educational & Nonprofit	7,615	3,067,909
State & Local Government	0	0
Foreign Contractor	11,570	4,433,579
Domestic Contractor Performing Outside US	2,089	1,084,618
<b>WOMAN-OWNED SMALL BUSINESS</b>	<b>4,910</b>	<b>1,042,544</b>
<b>PREFERENCE PROGRAMS</b>		
Directed to Sheltered Workshop	340	101,715
8 (a) Program	6,418	1,928,130
Combined LSA/SB Set-aside	43	1,331
Small Business Set-aside	31,940	6,598,807
Labor Surplus Area Set-aside	39	14,170
Tie Bid Preference	14	5,647
Buy Indian/Self Determination Act	0	0
No Preference Program or Not Listed	168,054	111,169,478
<b>SUBJECT TO LABOR STATUTES</b>		
Walsh Healy Act - Manufacturer	87,603	79,525,934
Walsh Healy Act - Dealer	13,655	3,067,870
Service Contract Act	23,287	6,546,784
Davis Bacon Act	16,918	6,467,430
Not Subject to Above Acts	65,385	24,211,460
<b>PRODUCT OR SERVICE</b>		
Supplies & Equipment	86,530	69,343,835
ADP Equipment, Purchase and Lease	10,930	1,966,587
Research & Development	23,568	23,173,539
Construction	22,056	8,181,152
Architect & Engineering	8,369	2,004,121
Real Property, Purchase & Lease, or Maintenance	225	130,740
ADP Services	8,845	1,797,837
Other Services	53,210	20,056,106

**FEDERAL PROCUREMENT DATA SYSTEM  
DEPARTMENT OF EDUCATION  
Actions Reported in Summary on SF281  
Fiscal Year 1989 Through Fourth Quarter**

PART I - PRIME CONTRACTS							
	PROCUREMENT METHODS	Number of Actions (a)	NET DOLLAR AMOUNTS (000)				
			Small Business Concerns (b)	Large Business Concerns (c)	Domestic Outside U.S./ Foreign (d)	Other Entities (e)	Total Dollars (f)
NEW AWARDS AND MODIFICATIONS	1. Tariff or Regulated Acquisitions	0				0	
	2. Contracts for Foreign Government or International Organization	0				0	
	3. Small Purchases	7,616	3,799	543	28	188	4,556
	4. Delivery Orders - GSA Schedules Only	2,318	314	1,913	0	0	2,227
	5. Delivery Orders - Other Federal Schedules	8	0	5	0	2	7
	6. Delivery Orders - All Other	15	18	16	0	0	34
	7. Other Procurement Methods	131	50	165	0	36	251
	8. TOTAL NEW AWARDS AND MODIFICATIONS	10,088	4,181	2,642	28	224	7,075
COMPETITION	9. Competed	2,792	868	2,308	0	12	3,188
	10. Not Competed	878	408	238	2	89	735
	11. Not Available for Competition	6,418	2,907	98	26	123	3,152
MODIFICATIONS	12. TOTAL MODIFICATIONS (Excluding Line 3)	0				0	

PART II - SELECTED SOCIOECONOMIC STATISTICS (Includes both new awards and modifications)					
PREFERENCE PROGRAMS			TYPE OF CONTRACTOR		
CATEGORY	Number of Actions (a)	Total net Dollars (b)	CATEGORY	Number of Actions (a)	Total net Dollars (b)
13. Small Business - Small Purchase Set-Aside	22	27	18. Small Disadvantaged Business	17	25
14. Small Business Set-Aside	26	34	19. Woman-Owned Small Business	152	158
15. Labor Surplus Area Set-Aside	12	60	20. Sheltered Workshop	0	0
16. Combined Labor Surplus/ Small Business Set-Aside	32	7			
17. 8(a) Awards	16	30			

**DEPARTMENT OF EDUCATION  
Actions Reported Individually on SF279  
Fiscal Year 1989 Through Fourth Quarter**

	Actions	Dollars (000)
<b>TOTAL</b>	665	192,823
<b>CICA APPLICABILITY</b>		
Pre-CICA	34	3,486
CICA Awards	621	185,854
Small Purchases	0	0
Subject to Statute other than CICA	10	3,483
<b>KIND OF CONTRACT ACTION</b>		
Initial Letter Contract	24	2,624
Def. Contract Superseding Letter	3	2,522
New Definitive Contract	207	59,072
Small Purchase Procedure	1	13
Order Under IDC	0	0
Order Under BOA	0	0
Order /Mod Under GSA Schedule	27	2,050
Order/Mod Under VA Schedule	0	0
Modifications	403	126,342
Termination for Default	0	0
Termination for Convenience	0	0
<b>SYNOPSIS OF PROCUREMENT PRIOR TO AWARD</b>		
Synopsized Prior to Award	494	159,280
Not Synopsized Due to Urgency	2	70
Not Synopsized for Other Reason	169	33,273

**FEDERAL PROCUREMENT DATA SYSTEM**  
**DEPARTMENT OF EDUCATION**  
**Actions Reported Individually on SF279**  
**Fiscal Year 1989 Through Fourth Quarter**

	Actions	Dollars (000)
<b>SOLICITATION PROCEDURE</b>		
Full and Open Competition - Sealed Bid	7	511
Full and Open Competition - Comp Proposal	339	140,185
Full and Open Competition - Combination	8	8,277
Architect Engineer	0	0
Basic Research	0	0
Multiple Award Schedule	18	1,190
Alternate Source/Reduced Cost	0	0
Alternate Source/Mobilization	0	0
Alternate Source/Eng R & D	0	0
Set-aside	5	1,095
Other than Full and Open Competition	248	34,396
<b>FULL AND OPEN COMPETITION WITH ONLY ONE BIDDER/OFFERER</b>	<b>84</b>	<b>35,585</b>
<b>AUTHORITY FOR OTHER THAN FULL AND OPEN COMPETITION</b>		
Only One Source	141	6,285
- Follow-on Contract	1	99
- Utilities (Regulated & Telecommunications)	0	0
Unusual & Compelling Urgency	2	70
Mobilization/Essential R&D	0	0
International Agreement	0	0
Authorized by Statute	101	28,015
Authorized Resale	2	46
National Security	0	0
Public Interest	0	0
<b>EXTENT COMPETED</b>		
Competed	405	154,186
Not Available for Competition	178	36,473
Follow-on to Competed Action	0	0
Not Competed	84	1,964
<b>TYPE OF CONTRACT</b>		
Fixed Price	360	60,556
Cost Reimbursement	277	127,131
Time and Material	17	2,542
Labor Hour	11	2,394
<b>TYPE OF CONTRACTOR</b>		
Small Disadvantaged Business	107	18,645
Other Small Business	71	10,840
Large Business	222	58,577
Sheltered Workshops	0	0
Educational & Nonprofit	167	79,308
State & Local Government	98	27,255
Foreign Contractor	0	0
Domestic Contractor Performing Outside US	0	0
<b>WOMAN-OWNED SMALL BUSINESS</b>	<b>22</b>	<b>3,408</b>
<b>PREFERENCE PROGRAMS</b>		
Directed to Sheltered Workshop	0	0
8 (a) Program	102	14,912
Combined LSA/SB Set-aside	8	609
Small Business Set-aside	10	1,659
Labor Surplus Area Set-aside	0	0
Tie Bid Preference	0	0
Buy Indian/Self Determination Act	1	138
No Preference Program or Not Listed	546	175,305
<b>SUBJECT TO LABOR STATUTES</b>		
Walsh Healy Act - Manufacturer	19	1,810
Walsh Healy Act - Dealer	10	8,220
Service Contract Act	96	34,773
Davis Bacon Act	0	0
Not Subject to Above Acts	540	148,020
<b>PRODUCT OR SERVICE</b>		
Supplies & Equipment	30	1,181
ADP Equipment, Purchase and Lease	14	2,094
Research & Development	72	12,467
Construction	0	0
Architect & Engineering	0	0
Real Property, Purchase & Lease, or Maintenance	0	0
ADP Services	142	48,263
Other Services	407	128,818

**FEDERAL PROCUREMENT DATA SYSTEM  
DEPARTMENT OF ENERGY  
Actions Reported in Summary on SF281  
Fiscal Year 1989 Through Fourth Quarter**

PART I - PRIME CONTRACTS							
	PROCUREMENT METHODS	Number of Actions (a)	NET DOLLAR AMOUNTS (000)				Total Dollars (f)
			Small Business Concerns (b)	Large Business Concerns (c)	Domestic Outside U.S./ Foreign (d)	Other Entities (e)	
NEW AWARDS AND MODIFICATIONS	1. Tariff or Regulated Acquisitions	22					28
	2. Contracts for Foreign Government or International Organization	2					34
	3. Small Purchases	27,978	33,811	10,896	141	1,293	46,141
	4. Delivery Orders - GSA Schedules Only	5,351	6,239	11,351	0	84	17,674
	5. Delivery Orders - Other Federal Schedules	640	230	207	0	183	620
	6. Delivery Orders - All Other	910	144	444	0	149	737
	7. Other Procurement Methods	389	202	623	10	98	933
	8. TOTAL NEW AWARDS AND MODIFICATIONS	35,282	40,626	23,521	151	1,807	66,167
COMPETITION	9. Competed	14,455	26,865	14,104	0	276	41,246
	10. Not Competed	16,109	11,934	6,397	135	1,193	19,658
	11. Not Available for Competition	4,728	1,827	3,020	16	338	5,263
MODIFICATIONS	12. TOTAL MODIFICATIONS (Excluding Line 3)	22					28

PART II - SELECTED SOCIOECONOMIC STATISTICS (Includes both new awards and modifications)					
PREFERENCE PROGRAMS			TYPE OF CONTRACTOR		
CATEGORY	Number of Actions (a)	Total net Dollars (b)	CATEGORY	Number of Actions (a)	Total net Dollars (b)
13. Small Business - Small Purchase Set-Aside	11,413	16,240	18. Small Disadvantaged Business	1,217	2,945
14. Small Business Set-Aside	5,733	12,445	19. Woman-Owned Small Business	1,249	2,095
15. Labor Surplus Area Set-Aside	303	431	20. Sheltered Workshop	0	0
16. Combined Labor Surplus/ Small Business Set-Aside	5,781	12,481			
17. 8(a) Awards	20	82			

**DEPARTMENT OF ENERGY  
Actions Reported Individually on SF279  
Fiscal Year 1989 Through Fourth Quarter**

	Actions	Dollars (000)
<b>TOTAL</b>	<b>8,226</b>	<b>17,547,262</b>
<b>CICA APPLICABILITY</b>		
Pre-CICA	1,014	10,497,808
CICA Awards	5,133	7,049,087
Small Purchases	79	369
Subject to Statute other than CICA	0	0
<b>KIND OF CONTRACT ACTION</b>		
Initial Letter Contract	14	8,207
Def. Contract Superseding Letter	0	0
New Definitive Contract	635	246,570
Small Purchase Procedure	55	273
Order Under IDC	505	29,599
Order Under BOA	0	0
Order /Mod Under GSA Schedule	358	9,712
Order/Mod Under VA Schedule	0	0
Modifications	4,654	17,253,960
Termination for Default	0	0
Termination for Convenience	5	941
<b>SYNOPSIS OF PROCUREMENT PRIOR TO AWARD</b>		
Synopsized Prior to Award	2,123	3,478,467
Not Synopsized Due to Urgency	13	10,012
Not Synopsized for Other Reason	4,090	14,058,783



**FEDERAL PROCUREMENT DATA SYSTEM  
DEPARTMENT OF ENERGY  
Actions Reported Individually on SF279  
Fiscal Year 1989 Through Fourth Quarter**

	Actions	Dollars (000)
<b>SOLICITATION PROCEDURE</b>		
Full and Open Competition - Sealed Bid	848	417,719
Full and Open Competition - Comp Proposal	1,030	2,769,187
Full and Open Competition - Combination	36	177,722
Architect Engineer	161	65,172
Basic Research	252	126,095
Multiple Award Schedule	683	26,702
Alternate Source/Reduced Cost	0	0
Alternate Source/Mobilization	36	4,175
Alternate Source/Eng R & D	0	0
Set-aside	577	64,517
Other than Full and Open Competition	1,510	3,397,818
<b>FULL AND OPEN COMPETITION WITH ONLY ONE BIDDER/OFFERER</b>	<b>352</b>	<b>159,657</b>
<b>AUTHORITY FOR OTHER THAN FULL AND OPEN COMPETITION</b>		
Only One Source	384	993,484
- Follow-on Contract	34	304,098
- Utilities (Regulated & Telecommunications)	12	2,460
Unusual & Compelling Urgency	23	232,308
Mobilization/Essential R&D	130	1,924,935
International Agreement	11	8,969
Authorized by Statute	959	237,300
Authorized Resale	1	7
National Security	2	815
Public Interest	0	0
<b>EXTENT COMPETED</b>		
Competed	4,232	8,142,857
Not Available for Competition	1,151	760,120
Follow-on to Competed Action	22	97,222
Not Competed	821	8,547,063
<b>TYPE OF CONTRACT</b>		
Fixed Price	3,066	1,478,086
Cost Reimbursement	3,074	16,061,934
Time and Material	41	4,981
Labor Hour	45	2,261
<b>TYPE OF CONTRACTOR</b>		
Small Disadvantaged Business	1,038	258,002
Other Small Business	1,813	325,063
Large Business	2,613	12,661,962
Sheltered Workshops	8	1,134
Educational & Nonprofit	440	1,842,068
State & Local Government	295	2,236,344
Foreign Contractor	19	222,689
Domestic Contractor Performing Outside US	0	0
<b>WOMAN-OWNED SMALL BUSINESS</b>	<b>193</b>	<b>40,511</b>
<b>PREFERENCE PROGRAMS</b>		
Directed to Sheltered Workshop	1	94
8 (a) Program	950	240,185
Combined LSA/SB Set-aside	64	3,392
Small Business Set-aside	862	114,894
Labor Surplus Area Set-aside	33	5,486
Tie Bid Preference	5	200
Buy Indian/Self Determination Act	0	0
No Preference Program or Not Listed	4,311	17,183,031
<b>SUBJECT TO LABOR STATUTES</b>		
Walsh Healy Act - Manufacturer	642	511,484
Walsh Healy Act - Dealer	136	8,533
Service Contract Act	741	753,993
Davis Bacon Act	777	223,121
Not Subject to Above Acts	3,930	16,050,131
<b>PRODUCT OR SERVICE</b>		
Supplies & Equipment	664	603,880
ADP Equipment, Purchase and Lease	383	27,386
Research & Development	1,561	1,365,801
Construction	850	280,362
Architect & Engineering	372	118,173
Real Property, Purchase & Lease, or Maintenance	15	1,572
ADP Services	392	120,337
Other Services	1,989	15,031,751

FEDERAL PROCUREMENT DATA SYSTEM  
**DEPARTMENT OF HEALTH AND HUMAN SERVICES**  
 Actions Reported in Summary on SF281  
 Fiscal Year 1989 Through Fourth Quarter

PART I - PRIME CONTRACTS						
PROCUREMENT METHODS	Number of Actions (a)	NET DOLLAR AMOUNTS (000)				
		Small Business Concerns (b)	Large Business Concerns (c)	Domestic Outside U.S./ Foreign (d)	Other Entities (e)	Total Dollars (f)
1. Tariff or Regulated Acquisitions	440					217
2. Contracts for Foreign Government or International Organization	0					0
3. Small Purchases	808,484	297,410	111,728	2,703	32,838	444,675
4. Delivery Orders - GSA Schedules Only	128,120	50,988	104,465	55	1,007	158,495
5. Delivery Orders - Other Federal Schedules	8,877	2,958	11,206	43	1,719	15,926
6. Delivery Orders - All Other	14,716	33,863	6,413	3	2,781	43,060
7. Other Procurement Methods	21,669	3,456	1,652	62	1,921	7,091
8. TOTAL NEW AWARDS AND MODIFICATIONS	980,308	388,655	235,462	2,866	40,264	667,464
9. Competed	66,768	84,940	47,033	197	1,770	133,940
10. Not Competed	545,207	219,489	103,039	2,021	33,231	357,780
11. Not Available for Competition	368,331	84,228	85,390	648	5,263	175,744
12. TOTAL MODIFICATIONS (Excluding Line 3)	37,346					33,211

PART II - SELECTED SOCIOECONOMIC STATISTICS (Includes both new awards and modifications)					
PREFERENCE PROGRAMS			TYPE OF CONTRACTOR		
CATEGORY	Number of Actions (a)	Total net Dollars (b)	CATEGORY	Number of Actions (a)	Total net Dollars (b)
13. Small Business - Small Purchase Set-Aside	314,652	188,771	18. Small Disadvantaged Business	12,322	10,044
14. Small Business Set-Aside	12,283	15,085	19. Woman-Owned Small Business	33,059	19,819
15. Labor Surplus Area Set-Aside	8,812	6,331	20. Sheltered Workshop	122	23
16. Combined Labor Surplus/ Small Business Set-Aside	14,985	9,431			
17. 8(a) Awards	532	1,182			

**DEPARTMENT OF HEALTH AND HUMAN SERVICES**  
 Actions Reported Individually on SF279  
 Fiscal Year 1989 Through Fourth Quarter

	Actions	Dollars (000)
<b>TOTAL</b>	<b>3,646</b>	<b>1,198,807</b>
<b>CICA APPLICABILITY</b>		
Pre-CICA	4	550
CICA Awards	2,896	989,408
Small Purchases	0	0
Subject to Statute other than CICA	746	208,849
<b>KIND OF CONTRACT ACTION</b>		
Initial Letter Contract	1	778
Def. Contract Superseding Letter	0	0
New Definitive Contract	1,284	594,838
Small Purchase Procedure	0	0
Order Under IDC	0	0
Order Under BOA	0	0
Order /Mod Under GSA Schedule	0	0
Order/Mod Under VA Schedule	0	0
Modifications	2,380	603,349
Termination for Default	0	0
Termination for Convenience	1	-156
<b>SYNOPSIS OF PROCUREMENT PRIOR TO AWARD</b>		
Synopsized Prior to Award	2,562	865,575
Not Synopsized Due to Urgency	24	7,243
Not Synopsized for Other Reason	1,060	325,989

FEDERAL PROCUREMENT DATA SYSTEM  
**DEPARTMENT OF HEALTH AND HUMAN SERVICES**  
 Actions Reported Individually on SF279  
 Fiscal Year 1989 Through Fourth Quarter

SOLICITATION PROCEDURE	Actions	Dollars (000)
Full and Open Competition - Sealed Bid	321	49,980
Full and Open Competition - Comp Proposal	1,652	719,017
Full and Open Competition - Combination	3	190
Architect Engineer	14	1,434
Basic Research	3	853
Multiple Award Schedule	21	4,019
Alternate Source/Reduced Cost	0	0
Alternate Source/Mobilization	0	0
Alternate Source/Eng R & D	0	0
Set-aside	204	40,505
Other than Full and Open Competition	678	173,410
<b>FULL AND OPEN COMPETITION WITH ONLY ONE BIDDER/OFFERER</b>	<b>1,496</b>	<b>519,953</b>
<b>AUTHORITY FOR OTHER THAN FULL AND OPEN COMPETITION</b>		
Only One Source	337	87,690
- Follow-on Contract	20	9,837
- Utilities (Regulated & Telecommunications)	3	1,009
Unusual & Compelling Urgency	30	9,818
Mobilization/Essential R&D	4	716
International Agreement	1	79
Authorized by Statute	305	75,130
Authorized Resale	1	177
National Security	0	0
Public Interest	0	0
<b>EXTENT COMPETED</b>		
Competed	2,921	1,012,777
Not Available for Competition	658	175,957
Follow-on to Competed Action	12	4,837
Not Competed	55	5,236
<b>TYPE OF CONTRACT</b>		
Fixed Price	1,184	413,971
Cost Reimbursement	2,460	784,741
Time and Material	2	95
Labor Hour	0	0
<b>TYPE OF CONTRACTOR</b>		
Small Disadvantaged Business	261	69,100
Other Small Business	781	154,025
Large Business	466	377,652
Sheltered Workshops	0	0
Educational & Nonprofit	1,072	318,690
State & Local Government	1,086	281,340
Foreign Contractor	0	0
Domestic Contractor Performing Outside US	0	0
<b>WOMAN-OWNED SMALL BUSINESS</b>	<b>118</b>	<b>29,772</b>
<b>PREFERENCE PROGRAMS</b>		
Directed to Sheltered Workshop	0	0
8 (a) Program	151	45,720
Combined LSA/SB Set-aside	2	98
Small Business Set-aside	151	33,761
Labor Surplus Area Set-aside	0	0
Tie Bid Preference	0	0
Buy Indian/Self Determination Act	770	209,588
No Preference Program or Not Listed	2,572	909,640
<b>SUBJECT TO LABOR STATUTES</b>		
Walsh Healy Act - Manufacturer	72	241,858
Walsh Healy Act - Dealer	102	15,971
Service Contract Act	2,013	540,013
Davis Bacon Act	179	54,199
Not Subject to Above Acts	1,280	346,766
<b>PRODUCT OR SERVICE</b>		
Supplies & Equipment	140	250,858
ADP Equipment, Purchase and Lease	48	13,410
Research & Development	1,576	498,763
Construction	205	53,211
Architect & Engineering	42	8,621
Real Property, Purchase & Lease, or Maintenance	2	124
ADP Services	65	23,224
Other Services	1,568	350,596

**FEDERAL PROCUREMENT DATA SYSTEM**  
**DEPARTMENT OF HOUSING AND URBAN DEVELOPMENT**  
**Actions Reported in Summary on SF281**  
**Fiscal Year 1989 Through Fourth Quarter**

PART I - PRIME CONTRACTS							
	PROCUREMENT METHODS	Number of Actions (a)	NET DOLLAR AMOUNTS (000)				
			Small Business Concerns (b)	Large Business Concerns (c)	Domestic Outside U.S./ Foreign (d)	Other Entities (e)	Total Dollars (f)
NEW AWARDS AND MODIFICATIONS	1. Tariff or Regulated Acquisitions	0				0	
	2. Contracts for Foreign Government or International Organization	0				0	
	3. Small Purchases	8,952	5,474	1,718	0	127	7,319
	4. Delivery Orders - GSA Schedules Only	4,422	2,776	6,859	0	1	9,636
	5. Delivery Orders - Other Federal Schedules	225	163	160	0	137	460
	6. Delivery Orders - All Other	0	0	0	0	0	0
	7. Other Procurement Methods	0	0	0	0	0	0
	8. TOTAL NEW AWARDS AND MODIFICATIONS	13,599	8,413	8,737	0	265	17,415
COMPETITION	9. Competed	6,154	4,903	6,887	0	138	11,928
	10. Not Competed	1,816	2,331	1,053	0	79	3,463
	11. Not Available for Competition	5,629	1,179	797	0	48	2,024
MODIFICATIONS	12. TOTAL MODIFICATIONS (Excluding Line 3)	470					365

PART II - SELECTED SOCIOECONOMIC STATISTICS (Includes both new awards and modifications)					
PREFERENCE PROGRAMS			TYPE OF CONTRACTOR		
CATEGORY	Number of Actions (a)	Total net Dollars (b)	CATEGORY	Number of Actions (a)	Total net Dollars (b)
13. Small Business - Small Purchase Set-Aside	6,606	5,474	18. Small Disadvantaged Business	1,134	1,061
14. Small Business Set-Aside	0	0	19. Woman-Owned Small Business	446	552
15. Labor Surplus Area Set-Aside	0	0	20. Sheltered Workshop	1	1
16. Combined Labor Surplus/ Small Business Set-Aside	0	0			
17. 8(a) Awards	0	0			

**DEPARTMENT OF HOUSING AND URBAN DEVELOPMENT**  
**Actions Reported Individually on SF279**  
**Fiscal Year 1989 Through Fourth Quarter**

	Actions	Dollars (000)
<b>TOTAL</b>	<b>942</b>	<b>187,455</b>
<b>CICA APPLICABILITY</b>		
Pre-CICA	9	1,378
CICA Awards	933	186,077
Small Purchases	0	0
Subject to Statute other than CICA	0	0
<b>KIND OF CONTRACT ACTION</b>		
Initial Letter Contract	0	0
Def. Contract Superseding Letter	0	0
New Definitive Contract	78	18,349
Small Purchase Procedure	0	0
Order Under IDC	347	19,304
Order Under BOA	84	8,730
Order /Mod Under GSA Schedule	21	3,061
Order/Mod Under VA Schedule	0	0
Modifications	409	138,033
Termination for Default	0	0
Termination for Convenience	3	-22
<b>SYNOPSIS OF PROCUREMENT PRIOR TO AWARD</b>		
Synopsisized Prior to Award	149	33,788
Not Synopsisized Due to Urgency	0	0
Not Synopsisized for Other Reason	793	153,687

FEDERAL PROCUREMENT DATA SYSTEM  
**DEPARTMENT OF HOUSING AND URBAN DEVELOPMENT**  
 Actions Reported Individually on SF279  
 Fiscal Year 1989 Through Fourth Quarter

SOLICITATION PROCEDURE	Actions	Dollars (000)
Full and Open Competition - Sealed Bid	67	7,356
Full and Open Competition - Comp Proposal	324	101,409
Full and Open Competition - Combination	0	0
Architect Engineer	0	0
Basic Research	0	0
Multiple Award Schedule	19	2,839
Alternate Source/Reduced Cost	0	0
Alternate Source/Mobilization	0	0
Alternate Source/Eng R & D	0	0
Set-aside	0	0
Other than Full and Open Competition	306	4,645
<b>FULL AND OPEN COMPETITION WITH ONLY ONE BIDDER/OFFERER</b>	<b>217</b>	<b>69,828</b>
<b>AUTHORITY FOR OTHER THAN FULL AND OPEN COMPETITION</b>	<b>589</b>	<b>49,385</b>
Only One Source	13	5,384
- Follow-on Contract	2	179
- Utilities (Regulated & Telecommunications)	4	1,905
Unusual & Compelling Urgency	6	2,193
Mobilization/Essential R&D	0	0
International Agreement	0	0
Authorized by Statute	197	61,150
Authorized Resale	0	0
National Security	1	1,101
Public Interest	0	0
<b>EXTENT COMPETED</b>		
Competed	721	117,602
Not Available for Competition	204	63,078
Follow-on to Competed Action	2	179
Not Competed	15	6,596
<b>TYPE OF CONTRACT</b>		
Fixed Price	795	116,181
Cost Reimbursement	141	67,438
Time and Material	0	0
Labor Hour	6	3,836
<b>TYPE OF CONTRACTOR</b>		
Small Disadvantaged Business	198	53,756
Other Small Business	462	26,696
Large Business	232	98,383
Sheltered Workshops	2	22
Educational & Nonprofit	23	8,088
State & Local Government	25	510
Foreign Contractor	0	0
Domestic Contractor Performing Outside US	0	0
<b>WOMAN-OWNED SMALL BUSINESS</b>	<b>340</b>	<b>9,447</b>
<b>PREFERENCE PROGRAMS</b>		
Directed to Sheltered Workshop	1	11
8 (a) Program	166	41,154
Combined LSA/SB Set-aside	8	129
Small Business Set-aside	295	2,233
Labor Surplus Area Set-aside	50	2,470
Tie Bid Preference	4	1,404
Buy Indian/Self Determination Act	0	0
No Preference Program or Not Listed	418	140,054
<b>SUBJECT TO LABOR STATUTES</b>		
Walsh Healy Act - Manufacturer	18	2,865
Walsh Healy Act - Dealer	39	10,558
Service Contract Act	157	18,569
Davis Bacon Act	5	119
Not Subject to Above Acts	723	155,346
<b>PRODUCT OR SERVICE</b>		
Supplies & Equipment	32	2,875
ADP Equipment, Purchase and Lease	47	21,720
Research & Development	3	952
Construction	82	4,770
Architect & Engineering	0	0
Real Property, Purchase & Lease, or Maintenance	0	0
ADP Services	197	96,789
Other Services	581	60,349

**FEDERAL PROCUREMENT DATA SYSTEM  
DEPARTMENT OF THE INTERIOR  
Actions Reported in Summary on SF281  
Fiscal Year 1989 Through Fourth Quarter**

PART I - PRIME CONTRACTS							
	PROCUREMENT METHODS	Number of Actions (a)	NET DOLLAR AMOUNTS (000)				
			Small Business Concerns (b)	Large Business Concerns (c)	Domestic Outside U.S./ Foreign (d)	Other Entities (e)	Total Dollars (f)
NEW AWARDS AND MODIFICATIONS	1. Tariff or Regulated Acquisitions	6,574					3,146
	2. Contracts for Foreign Government or International Organization	20					39
	3. Small Purchases	393,782	221,834	41,343	360	8,106	271,643
	4. Delivery Orders - GSA Schedules Only	65,810	35,722	60,291	247	322	96,582
	5. Delivery Orders - Other Federal Schedules	8,068	4,830	3,884	50	368	9,132
	6. Delivery Orders - All Other	16,126	10,164	3,856	0	3,346	17,366
	7. Other Procurement Methods	25,019	6,382	2,281	42	2,174	10,879
	8. TOTAL NEW AWARDS AND MODIFICATIONS	515,399	276,932	111,855	699	14,316	408,787
COMPETITION	9. Competed	189,479	177,740	60,772	134	4,036	242,687
	10. Not Competed	83,046	42,250	23,960	175	4,680	72,141
	11. Not Available for Competition	242,874	58,942	26,923	390	5,600	93,959
MODIFICATIONS	12. TOTAL MODIFICATIONS (Excluding Line 3)	22,823					40,427

PART II - SELECTED SOCIOECONOMIC STATISTICS (Includes both new awards and modifications)					
PREFERENCE PROGRAMS			TYPE OF CONTRACTOR		
CATEGORY	Number of Actions (a)	Total net Dollars (b)	CATEGORY	Number of Actions (a)	Total net Dollars (b)
13. Small Business - Small Purchase Set-Aside	263,429	181,832	18. Small Disadvantaged Business	8,922	10,597
14. Small Business Set-Aside	13,410	11,678	19. Woman-Owned Small Business	9,781	12,261
15. Labor Surplus Area Set-Aside	4,560	4,091	20. Sheltered Workshop	261	326
16. Combined Labor Surplus/ Small Business Set-Aside	17,227	5,546			
17. 8(a) Awards	1	11			

**DEPARTMENT OF THE INTERIOR  
Actions Reported Individually on SF279  
Fiscal Year 1989 Through Fourth Quarter**

	Actions	Dollars (000)
<b>TOTAL</b>	<b>9,817</b>	<b>810,223</b>
<b>CICA APPLICABILITY</b>		
Pre-CICA	231	23,785
CICA Awards	7,881	609,433
Small Purchases	0	0
Subject to Statute other than CICA	1,705	177,025
<b>KIND OF CONTRACT ACTION</b>		
Initial Letter Contract	67	8,958
Def. Contract Superseding Letter	1	22
New Definitive Contract	2,695	425,413
Small Purchase Procedure	0	0
Order Under IDC	2,063	80,495
Order Under BOA	109	1,667
Order /Mod Under GSA Schedule	346	12,377
Order/Mod Under VA Schedule	0	0
Modifications	4,517	281,537
Termination for Default	7	-130
Termination for Convenience	12	-118
<b>SYNOPSIS OF PROCUREMENT PRIOR TO AWARD</b>		
Synopsized Prior to Award	6,598	543,631
Not Synopsized Due to Urgency	33	1,425
Not Synopsized for Other Reason	3,186	265,167

FEDERAL PROCUREMENT DATA SYSTEM  
**DEPARTMENT OF THE INTERIOR**  
 Actions Reported Individually on SF279  
 Fiscal Year 1989 Through Fourth Quarter

	Actions	Dollars (000)
<b>SOLICITATION PROCEDURE</b>		
Full and Open Competition - Sealed Bid	651	84,305
Full and Open Competition - Comp Proposal	939	88,632
Full and Open Competition - Combination	23	4,104
Architect Engineer	175	3,719
Basic Research	1	1
Multiple Award Schedule	304	11,013
Alternate Source/Reduced Cost	0	0
Alternate Source/Mobilization	3	-64
Alternate Source/Eng R & D	4	456
Set-aside	4,774	337,048
Other than Full and Open Competition	1,007	80,219
<b>FULL AND OPEN COMPETITION WITH ONLY ONE BIDDER/OFFERER</b>	<b>666</b>	<b>29,447</b>
<b>AUTHORITY FOR OTHER THAN FULL AND OPEN COMPETITION</b>		
Only One Source	307	28,392
- Follow-on Contract	15	-73
- Utilities (Regulated & Telecommunications)	17	1,549
Unusual & Compelling Urgency	51	3,291
Mobilization/Essential R&D	1	1
International Agreement	2	62
Authorized by Statute	635	48,193
Authorized Resale	0	0
National Security	0	0
Public Interest	11	280
<b>EXTENT COMPETED</b>		
Competed	7,119	551,657
Not Available for Competition	2,444	233,833
Follow-on to Competed Action	46	3,727
Not Competed	208	21,006
<b>TYPE OF CONTRACT</b>		
Fixed Price	7,416	572,232
Cost Reimbursement	1,845	216,771
Time and Material	480	14,716
Labor Hour	76	6,504
<b>TYPE OF CONTRACTOR</b>		
Small Disadvantaged Business	981	120,179
Other Small Business	5,620	276,305
Large Business	1,439	224,714
Sheltered Workshops	7	293
Educational & Nonprofit	114	8,914
State & Local Government	1,640	175,639
Foreign Contractor	16	4,179
Domestic Contractor Performing Outside US	0	0
	<b>368</b>	<b>17,818</b>
<b>WOMAN-OWNED SMALL BUSINESS</b>		
<b>PREFERENCE PROGRAMS</b>		
Directed to Sheltered Workshop	8	189
8 (a) Program	732	53,469
Combined LSA/SB Set-aside	1,375	89,684
Small Business Set-aside	3,092	176,341
Labor Surplus Area Set-aside	263	87,687
Tie Bid Preference	0	0
Buy Indian/Self Determination Act	1,540	176,210
No Preference Program or Not Listed	2,809	246,643
<b>SUBJECT TO LABOR STATUTES</b>		
Walsh Healy Act - Manufacturer	908	54,142
Walsh Healy Act - Dealer	495	40,209
Service Contract Act	2,852	143,308
Davis Bacon Act	2,065	315,949
Not Subject to Above Acts	3,497	256,615
<b>PRODUCT OR SERVICE</b>		
Supplies & Equipment	958	66,383
ADP Equipment, Purchase and Lease	515	34,068
Research & Development	114	5,161
Construction	2,121	318,861
Architect & Engineering	593	22,400
Real Property, Purchase & Lease, or Maintenance	13	347
ADP Services	279	20,957
Other Services	5,224	342,046

FEDERAL PROCUREMENT DATA SYSTEM  
**DEPARTMENT OF JUSTICE**  
 Actions Reported in Summary on SF281  
 Fiscal Year 1989 Through Fourth Quarter

PART I - PRIME CONTRACTS							
	PROCUREMENT METHODS	Number of Actions (e)	NET DOLLAR AMOUNTS (000)				
			Small Business Concerns (b)	Large Business Concerns (c)	Domestic Outside U.S./ Foreign (d)	Other Entities (e)	Total Dollars (f)
NEW AWARDS AND MODIFICATIONS	1. Tariff or Regulated Acquisitions	2,481				6,534	
	2. Contracts for Foreign Government or International Organization	3				3	
	3. Small Purchases	388,821	235,898	78,580	20	13,891	328,389
	4. Delivery Orders - GSA Schedules Only	52,133	37,559	55,385	0	371	93,315
	5. Delivery Orders- Other Federal Schedules	35,738	7,748	9,245	2	1,473	18,468
	6. Delivery Orders - All Other	17,726	9,472	7,581	3	4,610	21,666
	7. Other Procurement Methods	51,288	12,918	2,331	5	1,863	17,117
	8. TOTAL NEW AWARDS AND MODIFICATIONS	547,970	303,595	153,122	30	22,208	485,492
COMPETITION	9. Competed	181,641	157,734	71,869	25	5,124	234,752
	10. Not Competed	97,998	48,087	27,942	0	2,334	78,363
	11. Not Available for Competition	268,331	97,774	53,311	5	14,750	172,377
MODIFICATIONS	12. TOTAL MODIFICATIONS (Excluding Line 3)	3,662					3,171

PART II - SELECTED SOCIOECONOMIC STATISTICS (Includes both new awards and modifications)					
PREFERENCE PROGRAMS			TYPE OF CONTRACTOR		
CATEGORY	Number of Actions (e)	Total net Dollars (b)	CATEGORY	Number of Actions (e)	Total net Dollars (b)
13. Small Business - Small Purchase Set-Aside	258,790	170,405	18. Small Disadvantaged Business	12,136	6,197
14. Small Business Set-Aside	17,653	10,604	19. Woman-Owned Small Business	13,191	6,249
15. Labor Surplus Area Set-Aside	935	1,633	20. Sheltered Workshop	148	221
16. Combined Labor Surplus/ Small Business Set-Aside	6,900	3,744			
17. 8(a) Awards	59	444			

**DEPARTMENT OF JUSTICE**  
 Actions Reported Individually on SF279  
 Fiscal Year 1989 Through Fourth Quarter

	Actions	Dollars (000)
<b>TOTAL</b>	4,213	790,884
<b>CICA APPLICABILITY</b>		
Pre-CICA	198	98,426
CICA Awards	3,980	687,130
Small Purchases	2	51
Subject to Statute other than CICA	33	7,277
<b>KIND OF CONTRACT ACTION</b>		
Initial Letter Contract	25	15,992
Def. Contract Superseding Letter	27	12,924
New Definitive Contract	1,003	338,463
Small Purchase Procedure	0	0
Order Under IDC	1,565	145,709
Order Under BOA	81	29,715
Order /Mod Under GSA Schedule	447	58,086
Order/Mod Under VA Schedule	4	120
Modifications	1,055	189,727
Termination for Default	0	0
Termination for Convenience	6	148
<b>SYNOPSIS OF PROCUREMENT PRIOR TO AWARD</b>		
Synopsized Prior to Award	2,892	581,635
Not Synopsized Due to Urgency	277	35,674
Not Synopsized for Other Reason	1,044	173,575



**FEDERAL PROCUREMENT DATA SYSTEM  
DEPARTMENT OF JUSTICE  
Actions Reported Individually on SF279  
Fiscal Year 1989 Through Fourth Quarter**

SOLICITATION PROCEDURE	Actions	Dollars (000)
Full and Open Competition - Sealed Bid	925	193,765
Full and Open Competition - Comp Proposal	1,523	271,073
Full and Open Competition - Combination	27	2,311
Architect Engineer	30	10,813
Basic Research	0	0
Multiple Award Schedule	402	56,094
Alternate Source/Reduced Cost	1	373
Alternate Source/Mobilization	0	0
Alternate Source/Eng R & D	0	0
Set-aside	43	6,263
Other than Full and Open Competition	1,029	148,438
<b>FULL AND OPEN COMPETITION WITH ONLY ONE BIDDER/OFFERER</b>	<b>297</b>	<b>53,806</b>
<b>AUTHORITY FOR OTHER THAN FULL AND OPEN COMPETITION</b>		
Only One Source	496	67,248
- Follow-on Contract	133	13,362
- Utilities (Regulated & Telecommunications)	8	8,927
Unusual & Compelling Urgency	326	41,202
Mobilization/Essential R&D	0	0
International Agreement	0	0
Authorized by Statute	190	36,626
Authorized Resale	4	171
National Security	10	584
Public Interest	3	607
<b>EXTENT COMPETED</b>		
Competed	3,328	637,414
Not Available for Competition	300	57,721
Follow-on to Competed Action	147	12,950
Not Competed	438	82,799
<b>TYPE OF CONTRACT</b>		
Fixed Price	3,789	726,674
Cost Reimbursement	61	19,924
Time and Material	327	35,046
Labor Hour	36	9,240
<b>TYPE OF CONTRACTOR</b>		
Small Disadvantaged Business	294	65,866
Other Small Business	1,882	298,248
Large Business	1,934	405,101
Sheltered Workshops	3	180
Educational & Nonprofit	79	18,730
State & Local Government	18	2,498
Foreign Contractor	2	248
Domestic Contractor Performing Outside US	1	33
<b>WOMAN-OWNED SMALL BUSINESS</b>	<b>200</b>	<b>27,885</b>
<b>PREFERENCE PROGRAMS</b>		
Directed to Sheltered Workshop	2	74
8 (a) Program	202	48,656
Combined LSA/SB Set-aside	8	6,129
Small Business Set-aside	224	16,275
Labor Surplus Area Set-aside	15	3,296
Tie Bid Preference	0	0
Buy Indian/Self Determination Act	1	369
No Preference Program or Not Listed	3,761	716,085
<b>SUBJECT TO LABOR STATUTES</b>		
Walsh Healy Act - Manufacturer	1,454	189,414
Walsh Healy Act - Dealer	786	102,626
Service Contract Act	1,123	240,782
Davis Bacon Act	332	156,902
Not Subject to Above Acts	518	121,150
<b>PRODUCT OR SERVICE</b>		
Supplies & Equipment	1,818	192,542
ADP Equipment, Purchase and Lease	521	90,418
Research & Development	14	3,405
Construction	303	99,989
Architect & Engineering	48	72,806
Real Property, Purchase & Lease, or Maintenance	39	6,770
ADP Services	324	107,734
Other Services	1,146	217,220

FEDERAL PROCUREMENT DATA SYSTEM  
**DEPARTMENT OF LABOR**  
 Actions Reported in Summary on SF281  
 Fiscal Year 1989 Through Fourth Quarter

PART I - PRIME CONTRACTS							
	PROCUREMENT METHODS	Number of Actions (a)	NET DOLLAR AMOUNTS (000)				Total Dollars (f)
			Small Business Concerns (b)	Large Business Concerns (c)	Domestic Outside U.S./ Foreign (d)	Other Entities (e)	
NEW AWARDS AND MODIFICATIONS	1. Tariff or Regulated Acquisitions	0					0
	2. Contracts for Foreign Government or International Organization	0					0
	3. Small Purchases	21,339	16,705	5,670	0	880	23,255
	4. Delivery Orders - GSA Schedules Only	8,153	4,688	9,368	0	70	14,124
	5. Delivery Orders - Other Federal Schedules	218	179	63	0	2	244
	6. Delivery Orders - All Other	0	0	0	0	0	0
	7. Other Procurement Methods	102	189	168	0	-10	347
	8. TOTAL NEW AWARDS AND MODIFICATIONS	29,812	21,761	15,267	0	942	37,970
COMPETITION	9. Competed	14,086	11,410	12,104	0	390	23,904
	10. Not Competed	6,143	8,509	2,495	0	395	11,399
	11. Not Available for Competition	9,583	1,842	668	0	157	2,667
MODIFICATIONS	12. TOTAL MODIFICATIONS (Excluding Line 3)	2,012					2,783

PART II - SELECTED SOCIOECONOMIC STATISTICS (Includes both new awards and modifications)					
PREFERENCE PROGRAMS			TYPE OF CONTRACTOR		
CATEGORY	Number of Actions (a)	Total net Dollars (b)	CATEGORY	Number of Actions (a)	Total net Dollars (b)
13. Small Business - Small Purchase Set-Aside	13,398	14,663	18. Small Disadvantaged Business	969	1,001
14. Small Business Set-Aside	72	241	19. Woman-Owned Small Business	2,452	912
15. Labor Surplus Area Set-Aside	2,314	1,182	20. Sheltered Workshop	2	2
16. Combined Labor Surplus/ Small Business Set-Aside	2,689	984			
17. 8(a) Awards	81	161			

**DEPARTMENT OF LABOR**  
 Actions Reported Individually on SF279  
 Fiscal Year 1989 Through Fourth Quarter

	Actions	Dollars (000)
<b>TOTAL</b>	1,210	498,726
<b>CICA APPLICABILITY</b>		
Pre-CICA	35	16,058
CICA Awards	1,175	482,668
Small Purchases	0	0
Subject to Statute other than CICA	0	0
<b>KIND OF CONTRACT ACTION</b>		
Initial Letter Contract	1	19
Def. Contract Superseding Letter	5	326
New Definitive Contract	174	56,421
Small Purchase Procedure	0	0
Order Under IDC	0	0
Order Under BOA	0	0
Order /Mod Under GSA Schedule	29	1,535
Order/Mod Under VA Schedule	0	0
Modifications	1,000	440,156
Termination for Default	1	269
Termination for Convenience	0	0
<b>SYNOPSIS OF PROCUREMENT PRIOR TO AWARD</b>		
Synopsized Prior to Award	1,079	479,349
Not Synopsized Due to Urgency	0	0
Not Synopsized for Other Reason	131	19,377

**FEDERAL PROCUREMENT DATA SYSTEM  
DEPARTMENT OF LABOR  
Actions Reported Individually on SF279  
Fiscal Year 1989 Through Fourth Quarter**

SOLICITATION PROCEDURE	Actions	Dollars (000)
Full and Open Competition - Sealed Bid	126	60,064
Full and Open Competition - Comp Proposal	597	353,408
Full and Open Competition - Combination	0	0
Architect Engineer	64	1,267
Basic Research	0	0
Multiple Award Schedule	28	1,508
Alternate Source/Reduced Cost	0	0
Alternate Source/Mobilization	0	0
Alternate Source/Eng R & D	0	0
Set-aside	217	21,215
Other than Full and Open Competition	143	45,206
<b>FULL AND OPEN COMPETITION WITH ONLY ONE BIDDER/OFFERER</b>	<b>98</b>	<b>74,392</b>
<b>AUTHORITY FOR OTHER THAN FULL AND OPEN COMPETITION</b>		
Only One Source	19	6,446
- Follow-on Contract	0	0
- Utilities (Regulated & Telecommunications)	4	615
Unusual & Compelling Urgency	0	0
Mobilization/Essential R&D	0	0
International Agreement	0	0
Authorized by Statute	124	38,760
Authorized Resale	0	0
National Security	0	0
Public Interest	0	0
<b>EXTENT COMPETED</b>		
Competed	1,059	447,961
Not Available for Competition	144	49,830
Follow-on to Competed Action	1	125
Not Competed	6	810
<b>TYPE OF CONTRACT</b>		
Fixed Price	451	50,062
Cost Reimbursement	523	435,224
Time and Material	3	758
Labor Hour	233	12,682
<b>TYPE OF CONTRACTOR</b>		
Small Disadvantaged Business	138	35,337
Other Small Business	412	54,682
Large Business	429	286,367
Sheltered Workshops	0	0
Educational & Nonprofit	151	90,448
State & Local Government	80	31,892
Foreign Contractor	0	0
Domestic Contractor Performing Outside US	0	0
<b>WOMAN-OWNED SMALL BUSINESS</b>	<b>38</b>	<b>3,602</b>
<b>PREFERENCE PROGRAMS</b>		
Directed to Sheltered Workshop	0	0
8 (a) Program	45	6,690
Combined LSA/SB Set-aside	9	1,325
Small Business Set-aside	336	24,511
Labor Surplus Area Set-aside	73	43,463
Tie Bid Preference	0	0
Buy Indian/Self Determination Act	0	0
No Preference Program or Not Listed	747	422,737
<b>SUBJECT TO LABOR STATUTES</b>		
Walsh Healy Act - Manufacturer	40	2,065
Walsh Healy Act - Dealer	49	4,005
Service Contract Act	349	67,878
Davis Bacon Act	137	63,473
Not Subject to Above Acts	635	361,305
<b>PRODUCT OR SERVICE</b>		
Supplies & Equipment	34	2,343
ADP Equipment, Purchase and Lease	58	6,848
Research & Development	6	1,916
Construction	2	424
Architect & Engineering	131	15,537
Real Property, Purchase & Lease, or Maintenance	3	66
ADP Services	80	9,670
Other Services	896	461,922

FEDERAL PROCUREMENT DATA SYSTEM  
**DEPARTMENT OF STATE**  
 Actions Reported in Summary on SF281  
 Fiscal Year 1989 Through Fourth Quarter

PART I - PRIME CONTRACTS							
	PROCUREMENT METHODS	Number of Actions (a)	NET DOLLAR AMOUNTS (000)				
			Small Business Concerns (b)	Large Business Concerns (c)	Domestic Outside U.S./ Foreign (d)	Other Entities (e)	Total Dollars (f)
NEW AWARDS AND MODIFICATIONS	1. Tariff or Regulated Acquisitions	25				127	
	2. Contracts for Foreign Government or International Organization	0				0	
	3. Small Purchases	6,899	14,825	5,161	63	305	20,354
	4. Delivery Orders - GSA Schedules Only	2,626	3,453	6,546	0	64	10,063
	5. Delivery Orders - Other Federal Schedules	22	27	72	0	10	109
	6. Delivery Orders - All Other	3,292	6,161	10,606	0	0	16,767
	7. Other Procurement Methods	6,237	10,721	1,649	18	60	12,448
	8. TOTAL NEW AWARDS AND MODIFICATIONS	18,901	35,187	24,034	81	439	59,968
COMPETITION	9. Competed	5,637	10,448	8,588	0	152	19,197
	10. Not Competed	7,856	13,901	15,051	63	233	29,363
	11. Not Available for Competition	5,408	10,838	395	18	54	11,308
MODIFICATIONS	12. TOTAL MODIFICATIONS (Excluding Line 3)	1,761					2,068

PART II - SELECTED SOCIOECONOMIC STATISTICS (Includes both new awards and modifications)					
PREFERENCE PROGRAMS			TYPE OF CONTRACTOR		
CATEGORY	Number of Actions (a)	Total net Dollars (b)	CATEGORY	Number of Actions (a)	Total net Dollars (b)
13. Small Business - Small Purchase Set-Aside	1,767	5,139	18. Small Disadvantaged Business	3,291	6,604
14. Small Business Set-Aside	195	702	19. Woman-Owned Small Business	2,117	4,820
15. Labor Surplus Area Set-Aside	0	0	20. Sheltered Workshop	15	14
16. Combined Labor Surplus/ Small Business Set-Aside	3	8			
17. 8(a) Awards	103	787			

**DEPARTMENT OF STATE**  
 Actions Reported Individually on SF279  
 Fiscal Year 1989 Through Fourth Quarter

	Actions	Dollars (000)
<b>TOTAL</b>	1,777	378,183
<b>CICA APPLICABILITY</b>		
Pre-CICA	324	47,886
CICA Awards	1,318	319,053
Small Purchases	1	83
Subject to Statute other than CICA	134	11,361
<b>KIND OF CONTRACT ACTION</b>		
Initial Letter Contract	11	9,033
Def. Contract Superseding Letter	9	1,854
New Definitive Contract	277	64,018
Small Purchase Procedure	0	0
Order Under IDC	657	75,663
Order Under BOA	1	159
Order /Mod Under GSA Schedule	196	11,679
Order/Mod Under VA Schedule	0	0
Modifications	625	215,964
Termination for Default	0	0
Termination for Convenience	1	-207
<b>SYNOPSIS OF PROCUREMENT PRIOR TO AWARD</b>		
Synopsized Prior to Award	629	192,468
Not Synopsized Due to Urgency	102	12,389
Not Synopsized for Other Reason	1,046	173,326

FEDERAL PROCUREMENT DATA SYSTEM  
**DEPARTMENT OF STATE**  
**Actions Reported Individually on SF279**  
**Fiscal Year 1989 Through Fourth Quarter**

	Actions	Dollars (000)
<b>SOLICITATION PROCEDURE</b>		
Full and Open Competition - Sealed Bid	268	26,860
Full and Open Competition - Comp Proposal	202	68,149
Full and Open Competition - Combination	10	53,133
Architect Engineer	35	9,961
Basic Research	0	0
Multiple Award Schedule	174	10,570
Alternate Source/Reduced Cost	1	44
Alternate Source/Mobilization	0	0
Alternate Source/Eng R & D	0	0
Set-aside	14	4,443
Other than Full and Open Competition	614	145,893
<b>FULL AND OPEN COMPETITION WITH ONLY ONE BIDDER/OFFERER</b>	<b>117</b>	<b>29,061</b>
<b>AUTHORITY FOR OTHER THAN FULL AND OPEN COMPETITION</b>		
Only One Source	140	37,032
- Follow-on Contract	37	16,725
- Utilities (Regulated & Telecommunications)	0	0
Unusual & Compelling Urgency	154	18,940
Mobilization/Essential R&D	0	0
International Agreement	0	0
Authorized by Statute	313	87,558
Authorized Resale	0	0
National Security	7	2,363
Public Interest	0	0
<b>EXTENT COMPETED</b>		
Competed	800	189,274
Not Available for Competition	430	96,740
Follow-on to Competed Action	42	15,160
Not Competed	505	77,009
<b>TYPE OF CONTRACT</b>		
Fixed Price	1,174	169,279
Cost Reimbursement	92	118,715
Time and Material	68	12,634
Labor Hour	443	77,555
<b>TYPE OF CONTRACTOR</b>		
Small Disadvantaged Business	216	62,314
Other Small Business	629	95,011
Large Business	909	201,560
Sheltered Workshops	0	0
Educational & Nonprofit	11	15,674
State & Local Government	1	50
Foreign Contractor	4	410
Domestic Contractor Performing Outside US	7	3,164
<b>WOMAN-OWNED SMALL BUSINESS</b>	<b>67</b>	<b>7,941</b>
<b>PREFERENCE PROGRAMS</b>		
Directed to Sheltered Workshop	0	0
8 (a) Program	174	49,164
Combined LSA/SB Set-aside	0	0
Small Business Set-aside	46	7,993
Labor Surplus Area Set-aside	0	0
Tie Bid Preference	0	0
Buy Indian/Self Determination Act	2	781
No Preference Program or Not Listed	1,555	320,245
<b>SUBJECT TO LABOR STATUTES</b>		
Walsh Healy Act - Manufacturer	496	60,381
Walsh Healy Act - Dealer	58	3,156
Service Contract Act	215	68,331
Davis Bacon Act	26	3,979
Not Subject to Above Acts	982	242,336
<b>PRODUCT OR SERVICE</b>		
Supplies & Equipment	440	48,084
ADP Equipment, Purchase and Lease	271	35,411
Research & Development	0	0
Construction	56	69,723
Architect & Engineering	100	26,277
Real Property, Purchase & Lease, or Maintenance	3	415
ADP Services	190	28,345
Other Services	717	171,928

FEDERAL PROCUREMENT DATA SYSTEM  
**DEPARTMENT OF TRANSPORTATION**  
 Actions Reported in Summary on SF281  
 Fiscal Year 1989 Through Fourth Quarter

PART I - PRIME CONTRACTS							
	PROCUREMENT METHODS	Number of Actions (a)	NET DOLLAR AMOUNTS (000)				
			Small Business Concerns (b)	Large Business Concerns (c)	Domestic Outside U.S./ Foreign (d)	Other Entities (e)	Total Dollars (f)
NEW AWARDS AND MODIFICATIONS	1. Tariff or Regulated Acquisitions	1,282				8,231	
	2. Contracts for Foreign Government or International Organization	579				457	
	3. Small Purchases	212,396	173,962	86,247	695	4,358	265,260
	4. Delivery Orders - GSA Schedules Only	39,323	43,345	53,021	0	1,121	97,487
	5. Delivery Orders - Other Federal Schedules	5,039	3,324	6,625	0	302	10,251
	6. Delivery Orders - All Other	5,914	6,849	10,172	0	214	17,235
	7. Other Procurement Methods	13,212	4,049	2,340	12	3,081	9,482
	8. TOTAL NEW AWARDS AND MODIFICATIONS	277,745	231,529	158,405	707	9,074	408,403
COMPETITION	9. Competed	120,299	135,804	69,731	277	2,571	208,383
	10. Not Competed	86,667	60,311	38,934	153	4,589	103,987
	11. Not Available for Competition	70,779	35,414	49,740	277	1,914	96,033
MODIFICATIONS	12. TOTAL MODIFICATIONS (Excluding Line 3)	11,428					14,244

PART II - SELECTED SOCIOECONOMIC STATISTICS (Includes both new awards and modifications)					
PREFERENCE PROGRAMS			TYPE OF CONTRACTOR		
CATEGORY	Number of Actions (a)	Total net Dollars (b)	CATEGORY	Number of Actions (a)	Total net Dollars (b)
13. Small Business - Small Purchase Set-Aside	116,408	119,744	18. Small Disadvantaged Business	4,062	7,248
14. Small Business Set-Aside	34,134	41,027	19. Woman-Owned Small Business	4,297	7,615
15. Labor Surplus Area Set-Aside	355	668	20. Sheltered Workshop	61	245
16. Combined Labor Surplus/ Small Business Set-Aside	4,592	6,916			
17. 8(a) Awards	405	1,728			

**DEPARTMENT OF TRANSPORTATION**  
 Actions Reported Individually on SF279  
 Fiscal Year 1989 Through Fourth Quarter

	Actions	Dollars (000)
<b>TOTAL</b>	2,908	1,088,589
<b>CICA APPLICABILITY</b>		
Pre-CICA	130	118,533
CICA Awards	2,588	954,659
Small Purchases	139	984
Subject to Statute other than CICA	70	12,395
<b>KIND OF CONTRACT ACTION</b>		
Initial Letter Contract	5	1,489
Def. Contract Superseding Letter	3	426
New Definitive Contract	1,133	677,265
Small Purchase Procedure	132	950
Order Under IDC	516	70,321
Order Under BOA	10	1,124
Order /Mod Under GSA Schedule	111	6,738
Order/Mod Under VA Schedule	0	0
Modifications	998	328,286
Termination for Default	0	0
Termination for Convenience	0	0
<b>SYNOPSIS OF PROCUREMENT PRIOR TO AWARD</b>		
Synopsized Prior to Award	1,886	693,742
Not Synopsized Due to Urgency	25	3,852
Not Synopsized for Other Reason	996	388,977

**FEDERAL PROCUREMENT DATA SYSTEM**  
**DEPARTMENT OF TRANSPORTATION**  
**Actions Reported Individually on SF279**  
**Fiscal Year 1989 Through Fourth Quarter**

SOLICITATION PROCEDURE	Actions	Dollars (000)
Full and Open Competition - Sealed Bid	1,123	356,934
Full and Open Competition - Comp Proposal	452	217,388
Full and Open Competition - Combination	17	80,622
Architect Engineer	48	2,635
Basic Research	0	0
Multiple Award Schedule	114	6,267
Alternate Source/Reduced Cost	0	0
Alternate Source/Mobilization	0	0
Alternate Source/Eng R & D	1	20
Set-aside	197	28,863
Other than Full and Open Competition	618	261,930
<b>FULL AND OPEN COMPETITION WITH ONLY ONE BIDDER/OFFERER</b>	<b>178</b>	<b>91,178</b>
<b>AUTHORITY FOR OTHER THAN FULL AND OPEN COMPETITION</b>		
Only One Source	211	137,743
- Follow-on Contract	51	2,713
- Utilities (Regulated & Telecommunications)	0	0
Unusual & Compelling Urgency	40	5,891
Mobilization/Essential R&D	0	0
International Agreement	3	453
Authorized by Statute	364	117,843
Authorized Resale	0	0
National Security	0	0
Public Interest	0	0
<b>EXTENT COMPETED</b>		
Competed	2,206	799,739
Not Available for Competition	474	155,172
Follow-on to Competed Action	8	269
Not Competed	219	131,391
<b>TYPE OF CONTRACT</b>		
Fixed Price	2,495	794,669
Cost Reimbursement	346	261,214
Time and Material	29	13,592
Labor Hour	37	17,096
<b>TYPE OF CONTRACTOR</b>		
Small Disadvantaged Business	478	165,412
Other Small Business	1,517	225,210
Large Business	831	686,173
Sheltered Workshops	0	0
Educational & Nonprofit	32	4,088
State & Local Government	20	2,886
Foreign Contractor	28	2,763
Domestic Contractor Performing Outside US	1	39
<b>WOMAN-OWNED SMALL BUSINESS</b>	<b>201</b>	<b>30,628</b>
<b>PREFERENCE PROGRAMS</b>		
Directed to Sheltered Workshop	0	0
8 (a) Program	418	147,743
Combined LSA/SB Set-aside	67	3,121
Small Business Set-aside	611	68,570
Labor Surplus Area Set-aside	43	11,767
Tie Bid Preference	0	0
Buy Indian/Self Determination Act	0	0
No Preference Program or Not Listed	1,770	855,370
<b>SUBJECT TO LABOR STATUTES</b>		
Walsh Healy Act - Manufacturer	610	335,368
Walsh Healy Act - Dealer	441	128,885
Service Contract Act	247	104,145
Davis Bacon Act	621	221,366
Not Subject to Above Acts	988	296,807
<b>PRODUCT OR SERVICE</b>		
Supplies & Equipment	585	405,131
ADP Equipment, Purchase and Lease	189	44,265
Research & Development	200	24,372
Construction	666	225,491
Architect & Engineering	105	7,415
Real Property, Purchase & Lease, or Maintenance	21	574
ADP Services	82	27,598
Other Services	1,060	351,755

FEDERAL PROCUREMENT DATA SYSTEM  
**DEPARTMENT OF THE TREASURY**  
 Actions Reported in Summary on SF281  
 Fiscal Year 1989 Through Fourth Quarter

PART I - PRIME CONTRACTS							
	PROCUREMENT METHODS	Number of Actions (a)	NET DOLLAR AMOUNTS (000)				
			Small Business Concerns (b)	Large Business Concerns (c)	Domestic Outside U.S./ Foreign (d)	Other Entities (e)	Total Dollars (f)
NEW AWARDS AND MODIFICATIONS	1. Tariff or Regulated Acquisitions	58				1,283	
	2. Contracts for Foreign Government or International Organization	244				1,112	
	3. Small Purchases	143,487	112,582	36,770	142	712	150,206
	4. Delivery Orders - GSA Schedules Only	32,595	23,763	48,217	0	3	71,983
	5. Delivery Orders - Other Federal Schedules	188	52	589	0	4	645
	6. Delivery Orders - All Other	3,437	1,653	4,321	0	88	6,062
	7. Other Procurement Methods	7,644	3,166	636	0	167	3,969
	8. TOTAL NEW AWARDS AND MODIFICATIONS	187,653	141,216	90,533	142	974	235,260
COMPETITION	9. Competed	57,627	87,582	59,181	43	381	147,216
	10. Not Competed	110,000	46,016	23,696	81	344	71,281
	11. Not Available for Competition	20,026	7,618	7,656	18	249	16,763
MODIFICATIONS	12. TOTAL MODIFICATIONS (Excluding Line 3)	800					503

PART II - SELECTED SOCIOECONOMIC STATISTICS (Includes both new awards and modifications)					
PREFERENCE PROGRAMS			TYPE OF CONTRACTOR		
CATEGORY	Number of Actions (a)	Total net Dollars (b)	CATEGORY	Number of Actions (a)	Total net Dollars (b)
13. Small Business - Small Purchase Set-Aside	102,249	99,960	18. Small Disadvantaged Business	4,852	7,176
14. Small Business Set-Aside	1,064	2,452	19. Woman-Owned Small Business	6,506	7,708
15. Labor Surplus Area Set-Aside	10,774	8,753	20. Sheltered Workshop	49	96
16. Combined Labor Surplus/ Small Business Set-Aside	11,333	15,302			
17. 8(a) Awards	181	1,037			

**DEPARTMENT OF THE TREASURY**  
 Actions Reported Individually on SF279  
 Fiscal Year 1989 Through Fourth Quarter

	Actions	Dollars (000)
<b>TOTAL</b>	3,246	919,051
<b>CICA APPLICABILITY</b>		
Pre-CICA	686	77,155
CICA Awards	2,474	733,789
Small Purchases	0	0
Subject to Statute other than CICA	84	108,022
<b>KIND OF CONTRACT ACTION</b>		
Initial Letter Contract	20	29,243
Def. Contract Superseding Letter	6	2,438
New Definitive Contract	255	159,061
Small Purchase Procedure	0	0
Order Under IDC	1,672	222,817
Order Under BOA	151	338,754
Order /Mod Under GSA Schedule	386	38,403
Order/Mod Under VA Schedule	0	0
Modifications	755	128,328
Termination for Default	0	0
Termination for Convenience	1	7
<b>SYNOPSIS OF PROCUREMENT PRIOR TO AWARD</b>		
Synopsized Prior to Award	2,346	692,194
Not Synopsized Due to Urgency	61	11,175
Not Synopsized for Other Reason	837	215,577



**FEDERAL PROCUREMENT DATA SYSTEM**  
**DEPARTMENT OF THE TREASURY**  
**Actions Reported Individually on SF279**  
**Fiscal Year 1989 Through Fourth Quarter**

SOLICITATION PROCEDURE	Actions	Dollars (000)
Full and Open Competition - Sealed Bid	554	412,874
Full and Open Competition - Comp Proposal	935	168,174
Full and Open Competition - Combination	1	105
Architect Engineer	21	2,211
Basic Research	0	0
Multiple Award Schedule	274	31,917
Alternate Source/Reduced Cost	0	0
Alternate Source/Mobilization	1	25
Alternate Source/Eng R & D	0	0
Set-aside	155	19,024
Other than Full and Open Competition	533	99,639
<b>FULL AND OPEN COMPETITION WITH ONLY ONE BIDDER/OFFERER</b>	<b>173</b>	<b>52,674</b>
<b>AUTHORITY FOR OTHER THAN FULL AND OPEN COMPETITION</b>		
Only One Source	146	28,564
- Follow-on Contract	10	726
- Utilities (Regulated & Telecommunications)	3	689
Unusual & Compelling Urgency	86	16,853
Mobilization/Essential R&D	0	0
International Agreement	3	68
Authorized by Statute	289	52,669
Authorized Resale	0	0
National Security	9	1,685
Public Interest	0	0
<b>EXTENT COMPETED</b>		
Competed	2,608	723,362
Not Available for Competition	413	157,448
Follow-on to Competed Action	15	2,047
Not Competed	208	36,089
<b>TYPE OF CONTRACT</b>		
Fixed Price	2,994	833,170
Cost Reimbursement	87	61,637
Time and Material	6	984
Labor Hour	157	23,155
<b>TYPE OF CONTRACTOR</b>		
Small Disadvantaged Business	308	54,987
Other Small Business	644	194,338
Large Business	2,259	666,177
Sheltered Workshops	19	1,843
Educational & Nonprofit	7	1,175
State & Local Government	4	165
Foreign Contractor	2	420
Domestic Contractor Performing Outside US	1	41
<b>WOMAN-OWNED SMALL BUSINESS</b>	<b>86</b>	<b>6,250</b>
<b>PREFERENCE PROGRAMS</b>		
Directed to Sheltered Workshop	17	1,485
8 (a) Program	296	52,548
Combined LSA/SB Set-aside	13	1,445
Small Business Set-aside	262	26,292
Labor Surplus Area Set-aside	11	2,407
Tie Bid Preference	0	0
Buy Indian/Self Determination Act	0	0
No Preference Program or Not Listed	2,655	834,771
<b>SUBJECT TO LABOR STATUTES</b>		
Walsh Healy Act - Manufacturer	973	116,662
Walsh Healy Act - Dealer	909	428,212
Service Contract Act	486	142,061
Davis Bacon Act	97	11,779
Not Subject to Above Acts	779	220,232
<b>PRODUCT OR SERVICE</b>		
Supplies & Equipment	973	598,561
ADP Equipment, Purchase and Lease	813	85,537
Research & Development	12	7,906
Construction	91	11,852
Architect & Engineering	23	2,239
Real Property, Purchase & Lease, or Maintenance	72	3,479
ADP Services	612	76,121
Other Services	650	133,356

FEDERAL PROCUREMENT DATA SYSTEM  
**DEPARTMENT OF VETERANS AFFAIRS**  
 Actions Reported in Summary on SF281  
 Fiscal Year 1989 Through Fourth Quarter

PART I - PRIME CONTRACTS							
	PROCUREMENT METHODS	Number of Actions (a)	NET DOLLAR AMOUNTS (000)				Total Dollars (f)
			Small Business Concerns (b)	Large Business Concerns (c)	Domestic Outside U.S./ Foreign (d)	Other Entities (e)	
NEW AWARDS AND MODIFICATIONS	1. Tariff or Regulated Acquisitions	12,552					28,760
	2. Contracts for Foreign Government or International Organization	8,072					1,523
	3. Small Purchases	1,188,543	368,710	333,224	482	13,965	718,381
	4. Delivery Orders - GSA Schedules Only	110,988	58,557	103,530	43	318	162,448
	5. Delivery Orders - Other Federal Schedules	424,841	82,233	409,562	137	1,320	493,252
	6. Delivery Orders - All Other	37,445	32,907	33,541	187	2,826	69,461
	7. Other Procurement Methods	31,405	20,452	8,174	32	12,002	40,660
	8. TOTAL NEW AWARDS AND MODIFICATIONS	1,813,846	562,859	888,031	881	30,431	1,512,485
COMPETITION	9. Competed	719,448	299,044	619,611	459	5,216	924,330
	10. Not Competed	183,664	69,989	110,111	160	7,544	187,804
	11. Not Available for Competition	810,734	193,828	158,309	262	17,671	400,351
MODIFICATIONS	12. TOTAL MODIFICATIONS (Excluding Line 3)	2,484					812

PART II - SELECTED SOCIOECONOMIC STATISTICS (Includes both new awards and modifications)					
PREFERENCE PROGRAMS			TYPE OF CONTRACTOR		
CATEGORY	Number of Actions (a)	Total net Dollars (b)	CATEGORY	Number of Actions (a)	Total net Dollars (b)
13. Small Business - Small Purchase Set-Aside	448,414	180,061	18. Small Disadvantaged Business	23,298	30,214
14. Small Business Set-Aside	68,397	75,643	19. Woman-Owned Small Business	38,198	22,472
15. Labor Surplus Area Set-Aside	5,776	5,279	20. Sheltered Workshop	747	799
16. Combined Labor Surplus/ Small Business Set-Aside	6,488	3,303			
17. 8(a) Awards	383	1,558			

**DEPARTMENT OF VETERANS AFFAIRS**  
 Actions Reported Individually on SF279  
 Fiscal Year 1989 Through Fourth Quarter

	Actions	Dollars (000)
<b>TOTAL</b>	<b>30,123</b>	<b>1,533,612</b>
<b>CICA APPLICABILITY</b>		
Pre-CICA	906	55,672
CICA Awards	28,895	1,472,485
Small Purchases	221	1,495
Subject to Statute other than CICA	101	3,950
<b>KIND OF CONTRACT ACTION</b>		
Initial Letter Contract	102	22,454
Def. Contract Superseding Letter	39	11,667
New Definitive Contract	3,891	704,028
Small Purchase Procedure	220	1,470
Order Under IDC	20,683	529,587
Order Under BOA	12	2,232
Order /Mod Under GSA Schedule	789	179,834
Order/Mod Under VA Schedule	1,204	46,962
Modifications	3,380	42,538
Termination for Default	1	-8,900
Termination for Convenience	2	-60
<b>SYNOPSIS OF PROCUREMENT PRIOR TO AWARD</b>		
Synopsized Prior to Award	12,280	939,138
Not Synopsized Due to Urgency	76	3,446
Not Synopsized for Other Reason	17,767	591,028

FEDERAL PROCUREMENT DATA SYSTEM  
**DEPARTMENT OF VETERANS AFFAIRS**  
 Actions Reported Individually on SF279  
 Fiscal Year 1989 Through Fourth Quarter

SOLICITATION PROCEDURE	Actions	Dollars (000)
Full and Open Competition - Sealed Bid	4,528	305,121
Full and Open Competition - Comp Proposal	2,985	219,707
Full and Open Competition - Combination	23	92,171
Architect Engineer	600	50,721
Basic Research	0	0
Multiple Award Schedule	1,917	234,356
Alternate Source/Reduced Cost	0	0
Alternate Source/Mobilization	0	0
Alternate Source/Eng R & D	0	0
Set-aside	0	0
Other than Full and Open Competition	2,772	175,433
<b>FULL AND OPEN COMPETITION WITH ONLY ONE BIDDER/OFFERER</b>	<b>18,060</b>	<b>394,986</b>
<b>AUTHORITY FOR OTHER THAN FULL AND OPEN COMPETITION</b>	<b>1,477</b>	<b>53,838</b>
Only One Source	2,060	134,604
- Follow-on Contract	29	1,451
- Utilities (Regulated & Telecommunications)	1,470	109,834
Unusual & Compelling Urgency	94	4,483
Mobilization/Essential R&D	6	210
International Agreement	0	0
Authorized by Statute	13,890	252,904
Authorized Resale	5	28
National Security	0	0
Public Interest	5	2,757
<b>EXTENT COMPETED</b>		
Competed	13,861	1,115,051
Not Available for Competition	15,790	387,839
Follow-on to Competed Action	51	2,450
Not Competed	621	28,272
<b>TYPE OF CONTRACT</b>		
Fixed Price	29,977	1,513,571
Cost Reimbursement	143	19,824
Time and Material	2	71
Labor Hour	1	148
<b>TYPE OF CONTRACTOR</b>		
Small Disadvantaged Business	962	78,922
Other Small Business	11,597	378,908
Large Business	15,560	979,388
Sheltered Workshops	12	448
Educational & Nonprofit	1,075	32,614
State & Local Government	892	59,363
Foreign Contractor	1	22
Domestic Contractor Performing Outside US	24	5,969
<b>WOMAN-OWNED SMALL BUSINESS</b>	<b>652</b>	<b>24,646</b>
<b>PREFERENCE PROGRAMS</b>		
Directed to Sheltered Workshop	12	448
8 (a) Program	447	53,853
Combined LSA/SB Set-aside	578	19,898
Small Business Set-aside	2,211	97,561
Labor Surplus Area Set-aside	547	66,851
Tie Bid Preference	0	0
Buy Indian/Self Determination Act	0	0
No Preference Program or Not Listed	26,328	1,295,001
<b>SUBJECT TO LABOR STATUTES</b>		
Walsh Healy Act - Manufacturer	4,968	447,365
Walsh Healy Act - Dealer	1,287	70,250
Service Contract Act	15,364	241,396
Davis Bacon Act	4,049	503,135
Not Subject to Above Acts	4,452	271,370
<b>PRODUCT OR SERVICE</b>		
Supplies & Equipment	6,437	487,270
ADP Equipment, Purchase and Lease	303	45,056
Research & Development	18	823
Construction	4,049	502,221
Architect & Engineering	701	52,839
Real Property, Purchase & Lease, or Maintenance	201	3,330
ADP Services	83	4,271
Other Services	18,333	437,802

**FEDERAL PROCUREMENT DATA SYSTEM**  
**ACTION**  
**Actions Reported in Summary on SF281**  
**Fiscal Year 1989 Through Fourth Quarter**

PART I - PRIME CONTRACTS							
	PROCUREMENT METHODS	Number of Actions (a)	NET DOLLAR AMOUNTS (000)				Total Dollars (f)
			Small Business Concerns (b)	Large Business Concerns (c)	Domestic Outside U.S./ Foreign (d)	Other Entities (e)	
<b>NEW AWARDS AND MODIFICATIONS</b>	1. Tariff or Regulated Acquisitions	0					0
	2. Contracts for Foreign Government or International Organization	0					0
	3. Small Purchases	512	312	119	0	12	443
	4. Delivery Orders - GSA Schedules Only	144	21	189	0	0	210
	5. Delivery Orders - Other Federal Schedules	7	35	0	0	0	35
	6. Delivery Orders - All Other	4	0	3	0	0	3
	7. Other Procurement Methods	0	0	0	0	0	0
	8. <b>TOTAL NEW AWARDS AND MODIFICATIONS</b>	<b>667</b>	<b>368</b>	<b>311</b>	<b>0</b>	<b>12</b>	<b>691</b>
<b>COMPETITION</b>	9. Competed	195	146	239	0	0	385
	10. Not Competed	450	158	59	0	10	227
	11. Not Available for Competition	22	64	13	0	2	79
<b>MODIFICATIONS</b>	12. <b>TOTAL MODIFICATIONS (Excluding Line 3)</b>	<b>1</b>					<b>3</b>

PART II - SELECTED SOCIOECONOMIC STATISTICS (Includes both new awards and modifications)					
PREFERENCE PROGRAMS			TYPE OF CONTRACTOR		
CATEGORY	Number of Actions (a)	Total net Dollars (b)	CATEGORY	Number of Actions (a)	Total net Dollars (b)
13. Small Business - Small Purchase Set-Aside	58	42	18. Small Disadvantaged Business	0	0
14. Small Business Set-Aside	2	10	19. Woman-Owned Small Business	2	1
15. Labor Surplus Area Set-Aside	0	0	20. Sheltered Workshop	0	0
16. Combined Labor Surplus/ Small Business Set-Aside	0	0			
17. 8(a) Awards	0	0			

**ACTION**  
**Actions Reported Individually on SF279**  
**Fiscal Year 1989 Through Fourth Quarter**

	Actions	Dollars (000)
<b>TOTAL</b>	<b>3</b>	<b>166</b>
<b>CICA APPLICABILITY</b>		
Pre-CICA	0	0
CICA Awards	1	114
Small Purchases	0	0
Subject to Statute other than CICA	2	52
<b>KIND OF CONTRACT ACTION</b>		
Initial Letter Contract	0	0
Def. Contract Superseding Letter	0	0
New Definitive Contract	2	138
Small Purchase Procedure	0	0
Order Under IDC	0	0
Order Under BOA	0	0
Order /Mod Under GSA Schedule	0	0
Order/Mod Under VA Schedule	0	0
Modifications	1	28
Termination for Default	0	0
Termination for Convenience	0	0
<b>SYNOPSIS OF PROCUREMENT PRIOR TO AWARD</b>		
Synopsized Prior to Award	0	0
Not Synopsized Due to Urgency	1	114
Not Synopsized for Other Reason	2	52

**FEDERAL PROCUREMENT DATA SYSTEM**  
**ACTION**  
**Actions Reported Individually on SF279**  
**Fiscal Year 1989 Through Fourth Quarter**

SOLICITATION PROCEDURE	Actions	Dollars (000)
Full and Open Competition - Sealed Bid	0	0
Full and Open Competition - Comp Proposal	0	0
Full and Open Competition - Combination	0	0
Architect Engineer	0	0
Basic Research	0	0
Multiple Award Schedule	0	0
Alternate Source/Reduced Cost	0	0
Alternate Source/Mobilization	0	0
Alternate Source/Eng R & D	0	0
Set-aside	0	0
Other than Full and Open Competition	1	114
<b>FULL AND OPEN COMPETITION WITH ONLY ONE BIDDER/OFFERER</b>	<b>1</b>	<b>114</b>
<b>AUTHORITY FOR OTHER THAN FULL AND OPEN COMPETITION</b>		
Only One Source	0	0
- Follow-on Contract	0	0
- Utilities (Regulated & Telecommunications)	0	0
Unusual & Compelling Urgency	1	114
Mobilization/Essential R&D	0	0
International Agreement	0	0
Authorized by Statute	0	0
Authorized Resale	0	0
National Security	0	0
Public Interest	0	0
<b>EXTENT COMPETED</b>		
Competed	0	0
Not Available for Competition	3	166
Follow-on to Competed Action	0	0
Not Competed	0	0
<b>TYPE OF CONTRACT</b>		
Fixed Price	2	142
Cost Reimbursement	0	0
Time and Material	0	0
Labor Hour	1	24
<b>TYPE OF CONTRACTOR</b>		
Small Disadvantaged Business	2	52
Other Small Business	0	0
Large Business	1	114
Sheltered Workshops	0	0
Educational & Nonprofit	0	0
State & Local Government	0	0
Foreign Contractor	0	0
Domestic Contractor Performing Outside US	0	0
<b>WOMAN-OWNED SMALL BUSINESS</b>	<b>0</b>	<b>0</b>
<b>PREFERENCE PROGRAMS</b>		
Directed to Sheltered Workshop	0	0
8 (a) Program	2	52
Combined LSA/SB Set-aside	0	0
Small Business Set-aside	0	0
Labor Surplus Area Set-aside	0	0
Tie Bid Preference	0	0
Buy Indian/Self Determination Act	0	0
No Preference Program or Not Listed	1	114
<b>SUBJECT TO LABOR STATUTES</b>		
Walsh Healy Act - Manufacturer	0	0
Walsh Healy Act - Dealer	0	0
Service Contract Act	0	0
Davis Bacon Act	0	0
Not Subject to Above Acts	3	166
<b>PRODUCT OR SERVICE</b>		
Supplies & Equipment	0	0
ADP Equipment, Purchase and Lease	0	0
Research & Development	0	0
Construction	0	0
Architect & Engineering	0	0
Real Property, Purchase & Lease, or Maintenance	0	0
ADP Services	1	114
Other Services	2	52

FEDERAL PROCUREMENT DATA SYSTEM  
**ADMINISTRATIVE CONFERENCE OF THE U.S.**  
 Actions Reported in Summary on SF281  
 Fiscal Year 1989 Through Fourth Quarter

PART I - PRIME CONTRACTS							
	PROCUREMENT METHODS	Number of Actions (e)	NET DOLLAR AMOUNTS (000)				
			Small Business Concerns (b)	Large Business Concerns (c)	Domestic Outside U.S./ Foreign (d)	Other Entities (e)	Total Dollars (f)
NEW AWARDS AND MODIFICATIONS	1. Tariff or Regulated Acquisitions	32				20	
	2. Contracts for Foreign Government or International Organization	0				0	
	3. Small Purchases	489	169	19	0	13	201
	4. Delivery Orders - GSA Schedules Only	42	9	26	0	0	35
	5. Delivery Orders - Other Federal Schedules	0	0	0	0	0	0
	6. Delivery Orders - All Other	0	0	0	0	0	0
	7. Other Procurement Methods	64	197	0	0	0	197
	8. TOTAL NEW AWARDS AND MODIFICATIONS	627	375	45	0	13	453
COMPETITION	9. Competed	566	325	32	0	13	370
	10. Not Competed	22	50	0	0	0	51
	11. Not Available for Competition	39	0	13	0	0	32
MODIFICATIONS	12. TOTAL MODIFICATIONS (Excluding Line 3)	0					0

PART II - SELECTED SOCIOECONOMIC STATISTICS (Includes both new awards and modifications)					
PREFERENCE PROGRAMS			TYPE OF CONTRACTOR		
CATEGORY	Number of Actions (a)	Total net Dollars (b)	CATEGORY	Number of Actions (a)	Total net Dollars (b)
13. Small Business - Small Purchase Set-Aside	385	122	18. Small Disadvantaged Business	18	34
14. Small Business Set-Aside	41	193	19. Woman-Owned Small Business	19	34
15. Labor Surplus Area Set-Aside	0	0	20. Sheltered Workshop	0	0
16. Combined Labor Surplus/ Small Business Set-Aside	0	0			
17. 8(a) Awards	13	11			

**ADMINISTRATIVE CONFERENCE OF THE U.S.**  
 Actions Reported Individually on SF279  
 Fiscal Year 1989 Through Fourth Quarter

	Actions	Dollars (000)
<b>TOTAL</b>	1	32
<b>CICA APPLICABILITY</b>		
Pre-CICA	0	0
CICA Awards	1	32
Small Purchases	0	0
Subject to Statute other than CICA	0	0
<b>KIND OF CONTRACT ACTION</b>		
Initial Letter Contract	0	0
Def. Contract Superseding Letter	0	0
New Definitive Contract	1	32
Small Purchase Procedure	0	0
Order Under IDC	0	0
Order Under BOA	0	0
Order /Mod Under GSA Schedule	0	0
Order/Mod Under VA Schedule	0	0
Modifications	0	0
Termination for Default	0	0
Termination for Convenience	0	0
<b>SYNOPSIS OF PROCUREMENT PRIOR TO AWARD</b>		
Synopsized Prior to Award	1	32
Not Synopsized Due to Urgency	0	0
Not Synopsized for Other Reason	0	0

FEDERAL PROCUREMENT DATA SYSTEM  
**ADMINISTRATIVE CONFERENCE OF THE U.S.**  
 Actions Reported Individually on SF279  
 Fiscal Year 1989 Through Fourth Quarter

SOLICITATION PROCEDURE	Actions	Dollars (000)
Full and Open Competition - Sealed Bid	0	0
Full and Open Competition - Comp Proposal	0	0
Full and Open Competition - Combination	1	32
Architect Engineer	0	0
Basic Research	0	0
Multiple Award Schedule	0	0
Alternate Source/Reduced Cost	0	0
Alternate Source/Mobilization	0	0
Alternate Source/Eng R & D	0	0
Set-aside	0	0
Other than Full and Open Competition	0	0
<b>FULL AND OPEN COMPETITION WITH ONLY ONE BIDDER/OFFERER</b>	<b>0</b>	<b>0</b>
<b>AUTHORITY FOR OTHER THAN FULL AND OPEN COMPETITION</b>		
Only One Source	0	0
- Follow-on Contract	0	0
- Utilities (Regulated & Telecommunications)	0	0
Unusual & Compelling Urgency	0	0
Mobilization/Essential R&D	0	0
International Agreement	0	0
Authorized by Statute	0	0
Authorized Resale	0	0
National Security	0	0
Public Interest	0	0
<b>EXTENT COMPETED</b>		
Competed	1	32
Not Available for Competition	0	0
Follow-on to Competed Action	0	0
Not Competed	0	0
<b>TYPE OF CONTRACT</b>		
Fixed Price	1	32
Cost Reimbursement	0	0
Time and Material	0	0
Labor Hour	0	0
<b>TYPE OF CONTRACTOR</b>		
Small Disadvantaged Business	0	0
Other Small Business	0	0
Large Business	1	32
Sheltered Workshops	0	0
Educational & Nonprofit	0	0
State & Local Government	0	0
Foreign Contractor	0	0
Domestic Contractor Performing Outside US	0	0
<b>WOMAN-OWNED SMALL BUSINESS</b>	<b>0</b>	<b>0</b>
<b>PREFERENCE PROGRAMS</b>		
Directed to Sheltered Workshop	0	0
8 (a) Program	0	0
Combined LSA/SB Set-aside	0	0
Small Business Set-aside	0	0
Labor Surplus Area Set-aside	0	0
Tie Bid Preference	0	0
Buy Indian/Self Determination Act	0	0
No Preference Program or Not Listed	1	32
<b>SUBJECT TO LABOR STATUTES</b>		
Walsh Healy Act - Manufacturer	0	0
Walsh Healy Act - Dealer	0	0
Service Contract Act	0	0
Davis Bacon Act	0	0
Not Subject to Above Acts	1	32
<b>PRODUCT OR SERVICE</b>		
Supplies & Equipment	1	32
ADP Equipment, Purchase and Lease	0	0
Research & Development	0	0
Construction	0	0
Architect & Engineering	0	0
Real Property, Purchase & Lease, or Maintenance	0	0
ADP Services	0	0
Other Services	0	0

FEDERAL PROCUREMENT DATA SYSTEM  
**AGENCY FOR INTERNATIONAL DEVELOPMENT**  
 Actions Reported in Summary on SF281  
 Fiscal Year 1989 Through Fourth Quarter

PART I - PRIME CONTRACTS							
	PROCUREMENT METHODS	Number of Actions (a)	NET DOLLAR AMOUNTS (000)				
			Small Business Concerns (b)	Large Business Concerns (c)	Domestic Outside U.S./ Foreign (d)	Other Entitles (e)	Total Dollars (f)
NEW AWARDS AND MODIFICATIONS	1. Tariff or Regulated Acquisitions	0					0
	2. Contracts for Foreign Government or International Organization	0					0
	3. Small Purchases	4,427	2,146	2,862	7,175	474	12,657
	4. Delivery Orders - GSA Schedules Only	579	380	965	113	276	1,734
	5. Delivery Orders- Other Federal Schedules	153	77	241	353	42	713
	6. Delivery Orders - All Other	784	539	324	8	111	982
	7. Other Procurement Methods	1,148	50	55	3,375	44	3,524
	8. TOTAL NEW AWARDS AND MODIFICATIONS	7,091	3,192	4,447	11,024	947	19,610
COMPETITION	9. Competed	3,439	1,424	2,285	6,143	377	10,593
	10. Not Competed	2,370	1,401	1,210	4,288	496	7,031
	11. Not Available for Competition	1,282	367	952	593	74	1,986
MODIFICATIONS	12. TOTAL MODIFICATIONS (Excluding Line 3)	612					644

PART II - SELECTED SOCIOECONOMIC STATISTICS (Includes both new awards and modifications)					
PREFERENCE PROGRAMS			TYPE OF CONTRACTOR		
CATEGORY	Number of Actions (a)	Total net Dollars (b)	CATEGORY	Number of Actions (a)	Total net Dollars (b)
13. Small Business - Small Purchase Set-Aside	874	818	18. Small Disadvantaged Business	104	626
14. Small Business Set-Aside	47	397	19. Woman-Owned Small Business	122	741
15. Labor Surplus Area Set-Aside	0	0	20. Sheltered Workshop	0	0
16. Combined Labor Surplus/ Small Business Set-Aside	0	0			
17. 8(a) Awards	23	109			

**AGENCY FOR INTERNATIONAL DEVELOPMENT**  
 Actions Reported Individually on SF279  
 Fiscal Year 1989 Through Fourth Quarter

	Actions	Dollars (000)
<b>TOTAL</b>	1,281	491,860
<b>CICA APPLICABILITY</b>		
Pre-CICA	60	23,890
CICA Awards	890	419,443
Small Purchases	1	55
Subject to Statute other than CICA	330	48,472
<b>KIND OF CONTRACT ACTION</b>		
Initial Letter Contract	0	0
Def. Contract Superseding Letter	0	0
New Definitive Contract	544	228,311
Small Purchase Procedure	0	0
Order Under IDC	338	31,249
Order Under BOA	4	352
Order /Mod Under GSA Schedule	2	59
Order/Mod Under VA Schedule	0	0
Modifications	393	231,889
Termination for Default	0	0
Termination for Convenience	0	0
<b>SYNOPSIS OF PROCUREMENT PRIOR TO AWARD</b>		
Synopsized Prior to Award	649	324,977
Not Synopsized Due to Urgency	11	3,834
Not Synopsized for Other Reason	621	163,249



FEDERAL PROCUREMENT DATA SYSTEM  
**AGENCY FOR INTERNATIONAL DEVELOPMENT**  
 Actions Reported Individually on SF279  
 Fiscal Year 1989 Through Fourth Quarter

	Actions	Dollars (000)
<b>SOLICITATION PROCEDURE</b>		
Full and Open Competition - Sealed Bid	30	7,713
Full and Open Competition - Comp Proposal	602	313,891
Full and Open Competition - Combination	20	10,930
Architect Engineer	3	834
Basic Research	1	800
Multiple Award Schedule	1	27
Alternate Source/Reduced Cost	0	0
Alternate Source/Mobilization	0	0
Alternate Source/Eng R & D	0	0
Set-aside	8	2,172
Other than Full and Open Competition	225	83,276
<b>FULL AND OPEN COMPETITION WITH ONLY ONE BIDDER/OFFERER</b>	<b>62</b>	<b>57,883</b>
<b>AUTHORITY FOR OTHER THAN FULL AND OPEN COMPETITION</b>		
Only One Source	30	7,435
- Follow-on Contract	10	1,791
- Utilities (Regulated & Telecommunications)	0	0
Unusual & Compelling Urgency	26	12,632
Mobilization/Essential R&D	3	269
International Agreement	3	231
Authorized by Statute	183	62,689
Authorized Resale	0	0
National Security	0	0
Public Interest	0	0
<b>EXTENT COMPETED</b>		
Competed	890	388,326
Not Available for Competition	326	91,575
Follow-on to Competed Action	11	1,216
Not Competed	54	10,743
<b>TYPE OF CONTRACT</b>		
Fixed Price	478	84,867
Cost Reimbursement	492	382,589
Time and Material	309	24,282
Labor Hour	2	122
<b>TYPE OF CONTRACTOR</b>		
Small Disadvantaged Business	227	63,564
Other Small Business	333	86,367
Large Business	131	64,286
Sheltered Workshops	2	105
Educational & Nonprofit	65	62,180
State & Local Government	15	9,572
Foreign Contractor	124	26,979
Domestic Contractor Performing Outside US	384	178,807
<b>WOMAN-OWNED SMALL BUSINESS</b>	<b>96</b>	<b>6,263</b>
<b>PREFERENCE PROGRAMS</b>		
Directed to Sheltered Workshop	2	105
8 (a) Program	136	50,471
Combined LSA/SB Set-aside	0	0
Small Business Set-aside	96	12,685
Labor Surplus Area Set-aside	10	3,630
Tie Bid Preference	3	247
Buy Indian/Self Determination Act	0	0
No Preference Program or Not Listed	1,034	424,722
<b>SUBJECT TO LABOR STATUTES</b>		
Walsh Healy Act - Manufacturer	9	4,652
Walsh Healy Act - Dealer	10	913
Service Contract Act	19	3,656
Davis Bacon Act	0	0
Not Subject to Above Acts	1,243	482,639
<b>PRODUCT OR SERVICE</b>		
Supplies & Equipment	120	23,232
ADP Equipment, Purchase and Lease	26	2,435
Research & Development	44	15,555
Construction	17	5,101
Architect & Engineering	26	24,101
Real Property, Purchase & Lease, or Maintenance	0	0
ADP Services	32	17,078
Other Services	1,014	404,358

FEDERAL PROCUREMENT DATA SYSTEM  
**AMERICAN BATTLE MONUMENTS COMMISSION**  
 Actions Reported in Summary on SF281  
 Fiscal Year 1989 Through Fourth Quarter

PART I - PRIME CONTRACTS							
	PROCUREMENT METHODS	Number of Actions (a)	NET DOLLAR AMOUNTS (000)				
			Small Business Concerns (b)	Large Business Concerns (c)	Domestic Outside U.S./ Foreign (d)	Other Entities (e)	Total Dollars (f)
NEW AWARDS AND MODIFICATIONS	1. Tariff or Regulated Acquisitions	0				0	
	2. Contracts for Foreign Government or International Organization	0				0	
	3. Small Purchases	5,300	0	0	2,793	0	2,793
	4. Delivery Orders - GSA Schedules Only	87	42	35	0	0	77
	5. Delivery Orders - Other Federal Schedules	23	0	0	0	41	41
	6. Delivery Orders - All Other	0	0	0	0	0	0
	7. Other Procurement Methods	1,285	0	0	709	0	709
	8. TOTAL NEW AWARDS AND MODIFICATIONS	6,695	42	35	3,502	41	3,620
COMPETITION	9. Competed	536	1	1	175	2	180
	10. Not Competed	1,205	6	5	525	6	543
	11. Not Available for Competition	4,954	35	29	2,802	33	2,897
MODIFICATIONS	12. TOTAL MODIFICATIONS (Excluding Line 3)	0					0

PART II - SELECTED SOCIOECONOMIC STATISTICS (Includes both new awards and modifications)					
PREFERENCE PROGRAMS			TYPE OF CONTRACTOR		
CATEGORY	Number of Actions (a)	Total net Dollars (b)	CATEGORY	Number of Actions (a)	Total net Dollars (b)
13. Small Business - Small Purchase Set-Aside	0	0	18. Small Disadvantaged Business	0	0
14. Small Business Set-Aside	0	0	19. Woman-Owned Small Business	0	0
15. Labor Surplus Area Set-Aside	0	0	20. Sheltered Workshop	0	0
16. Combined Labor Surplus/ Small Business Set-Aside	0	0			
17. 8(a) Awards	0	0			

**AMERICAN BATTLE MONUMENTS COMMISSION**  
 Actions Reported Individually on SF279  
 Fiscal Year 1989 Through Fourth Quarter

	Actions	Dollars (000)
<b>TOTAL</b>	0	0
<b>CICA APPLICABILITY</b>		
Pre-CICA	0	0
CICA Awards	0	0
Small Purchases	0	0
Subject to Statute other than CICA	0	0
<b>KIND OF CONTRACT ACTION</b>		
Initial Letter Contract	0	0
Def. Contract Superseding Letter	0	0
New Definitive Contract	0	0
Small Purchase Procedure	0	0
Order Under IDC	0	0
Order Under BOA	0	0
Order /Mod Under GSA Schedule	0	0
Order/Mod Under VA Schedule	0	0
Modifications	0	0
Termination for Default	0	0
Termination for Convenience	0	0
<b>SYNOPSIS OF PROCUREMENT PRIOR TO AWARD</b>		
Synopsisized Prior to Award	0	0
Not Synopsisized Due to Urgency	0	0
Not Synopsisized for Other Reason	0	0

FEDERAL PROCUREMENT DATA SYSTEM  
**AMERICAN BATTLE MONUMENTS COMMISSION**  
 Actions Reported Individually on SF279  
 Fiscal Year 1989 Through Fourth Quarter

SOLICITATION PROCEDURE	Actions	Dollars (000)
Full and Open Competition - Sealed Bid	0	0
Full and Open Competition - Comp Proposal	0	0
Full and Open Competition - Combination	0	0
Architect Engineer	0	0
Basic Research	0	0
Multiple Award Schedule	0	0
Alternate Source/Reduced Cost	0	0
Alternate Source/Mobilization	0	0
Alternate Source/Eng R & D	0	0
Set-aside	0	0
Other than Full and Open Competition	0	0
<b>FULL AND OPEN COMPETITION WITH ONLY ONE BIDDER/OFFERER</b>	0	0
<b>AUTHORITY FOR OTHER THAN FULL AND OPEN COMPETITION</b>		
Only One Source	0	0
- Follow-on Contract	0	0
- Utilities (Regulated & Telecommunications)	0	0
Unusual & Compelling Urgency	0	0
Mobilization/Essential R&D	0	0
International Agreement	0	0
Authorized by Statute	0	0
Authorized Resale	0	0
National Security	0	0
Public Interest	0	0
<b>EXTENT COMPETED</b>		
Competed	0	0
Not Available for Competition	0	0
Follow-on to Competed Action	0	0
Not Competed	0	0
<b>TYPE OF CONTRACT</b>		
Fixed Price	0	0
Cost Reimbursement	0	0
Time and Material	0	0
Labor Hour	0	0
<b>TYPE OF CONTRACTOR</b>		
Small Disadvantaged Business	0	0
Other Small Business	0	0
Large Business	0	0
Sheltered Workshops	0	0
Educational & Nonprofit	0	0
State & Local Government	0	0
Foreign Contractor	0	0
Domestic Contractor Performing Outside US	0	0
<b>WOMAN-OWNED SMALL BUSINESS</b>	0	0
<b>PREFERENCE PROGRAMS</b>		
Directed to Sheltered Workshop	0	0
8 (a) Program	0	0
Combined LSA/SB Set-aside	0	0
Small Business Set-aside	0	0
Labor Surplus Area Set-aside	0	0
Tie Bid Preference	0	0
Buy Indian/Self Determination Act	0	0
No Preference Program or Not Listed	0	0
<b>SUBJECT TO LABOR STATUTES</b>		
Walsh Healy Act - Manufacturer	0	0
Walsh Healy Act - Dealer	0	0
Service Contract Act	0	0
Davis Bacon Act	0	0
Not Subject to Above Acts	0	0
<b>PRODUCT OR SERVICE</b>		
Supplies & Equipment	0	0
ADP Equipment, Purchase and Lease	0	0
Research & Development	0	0
Construction	0	0
Architect & Engineering	0	0
Real Property, Purchase & Lease, or Maintenance	0	0
ADP Services	0	0
Other Services	0	0

FEDERAL PROCUREMENT DATA SYSTEM  
**BOARD FOR INTERNATIONAL BROADCASTING**  
 Actions Reported in Summary on SF281  
 Fiscal Year 1989 Through Fourth Quarter

PART I - PRIME CONTRACTS						
	PROCUREMENT METHODS	Number of Actions (a)	NET DOLLAR AMOUNTS (000)			
			Small Business Concerns (b)	Large Business Concerns (c)	Domestic Outside U.S./ Foreign (d)	Other Entities (e)
NEW AWARDS AND MODIFICATIONS	1. Tariff or Regulated Acquisitions	0				0
	2. Contracts for Foreign Government or International Organization	0				0
	3. Small Purchases	17	45	0	0	45
	4. Delivery Orders - GSA Schedules Only	4	6	6	0	12
	5. Delivery Orders - Other Federal Schedules	0	0	0	0	0
	6. Delivery Orders - All Other	63	0	56	0	56
	7. Other Procurement Methods	0	0	0	0	0
	8. TOTAL NEW AWARDS AND MODIFICATIONS	84	51	62	0	113
COMPETITION	9. Competed	0	0	0	0	0
	10. Not Competed	84	51	62	0	113
	11. Not Available for Competition	0	0	0	0	0
MODIFICATIONS	12. TOTAL MODIFICATIONS (Excluding Line 3)	37				45

PART II - SELECTED SOCIOECONOMIC STATISTICS (Includes both new awards and modifications)					
PREFERENCE PROGRAMS			TYPE OF CONTRACTOR		
CATEGORY	Number of Actions (a)	Total net Dollars (b)	CATEGORY	Number of Actions (a)	Total net Dollars (b)
13. Small Business - Small Purchase Set-Aside	0	0	18. Small Disadvantaged Business	0	0
14. Small Business Set-Aside	0	0	19. Woman-Owned Small Business	0	0
15. Labor Surplus Area Set-Aside	0	0	20. Sheltered Workshop	0	0
16. Combined Labor Surplus/ Small Business Set-Aside	0	0			
17. 8(a) Awards	0	0			

**BOARD FOR INTERNATIONAL BROADCASTING**  
 Actions Reported Individually on SF279  
 Fiscal Year 1989 Through Fourth Quarter

	Actions	Dollars (000)
<b>TOTAL</b>	1	119
<b>CICA APPLICABILITY</b>		
Pre-CICA	0	0
CICA Awards	1	119
Small Purchases	0	0
Subject to Statute other than CICA	0	0
<b>KIND OF CONTRACT ACTION</b>		
Initial Letter Contract	0	0
Def. Contract Superseding Letter	0	0
New Definitive Contract	0	0
Small Purchase Procedure	0	0
Order Under IDC	0	0
Order Under BOA	0	0
Order /Mod Under GSA Schedule	0	0
Order/Mod Under VA Schedule	0	0
Modifications	1	119
Termination for Default	0	0
Termination for Convenience	0	0
<b>SYNOPSIS OF PROCUREMENT PRIOR TO AWARD</b>		
Synopsized Prior to Award	1	119
Not Synopsized Due to Urgency	0	0
Not Synopsized for Other Reason	0	0

FEDERAL PROCUREMENT DATA SYSTEM  
**BOARD FOR INTERNATIONAL BROADCASTING**  
 Actions Reported Individually on SF279  
 Fiscal Year 1989 Through Fourth Quarter

SOLICITATION PROCEDURE	Actions	Dollars (000)
Full and Open Competition - Sealed Bid	0	0
Full and Open Competition - Comp Proposal	1	119
Full and Open Competition - Combination	0	0
Architect Engineer	0	0
Basic Research	0	0
Multiple Award Schedule	0	0
Alternate Source/Reduced Cost	0	0
Alternate Source/Mobilization	0	0
Alternate Source/Eng R & D	0	0
Set-aside	0	0
Other than Full and Open Competition	0	0
<b>FULL AND OPEN COMPETITION WITH ONLY ONE BIDDER/OFFERER</b>	<b>0</b>	<b>0</b>
<b>AUTHORITY FOR OTHER THAN FULL AND OPEN COMPETITION</b>		
Only One Source	0	0
- Follow-on Contract	0	0
- Utilities (Regulated & Telecommunications)	0	0
Unusual & Compelling Urgency	0	0
Mobilization/Essential R&D	0	0
International Agreement	0	0
Authorized by Statute	0	0
Authorized Resale	0	0
National Security	0	0
Public Interest	0	0
<b>EXTENT COMPETED</b>		
Competed	1	119
Not Available for Competition	0	0
Follow-on to Competed Action	0	0
Not Competed	0	0
<b>TYPE OF CONTRACT</b>		
Fixed Price	1	119
Cost Reimbursement	0	0
Time and Material	0	0
Labor Hour	0	0
<b>TYPE OF CONTRACTOR</b>		
Small Disadvantaged Business	0	0
Other Small Business	0	0
Large Business	1	119
Sheltered Workshops	0	0
Educational & Nonprofit	0	0
State & Local Government	0	0
Foreign Contractor	0	0
Domestic Contractor Performing Outside US	0	0
<b>WOMAN-OWNED SMALL BUSINESS</b>	<b>0</b>	<b>0</b>
<b>PREFERENCE PROGRAMS</b>		
Directed to Sheltered Workshop	0	0
8 (a) Program	0	0
Combined LSA/SB Set-aside	0	0
Small Business Set-aside	0	0
Labor Surplus Area Set-aside	0	0
Tie Bid Preference	0	0
Buy Indian/Self Determination Act	0	0
No Preference Program or Not Listed	1	119
<b>SUBJECT TO LABOR STATUTES</b>		
Walsh Healy Act - Manufacturer	0	0
Walsh Healy Act - Dealer	0	0
Service Contract Act	1	119
Davis Bacon Act	0	0
Not Subject to Above Acts	0	0
<b>PRODUCT OR SERVICE</b>		
Supplies & Equipment	0	0
ADP Equipment, Purchase and Lease	0	0
Research & Development	0	0
Construction	0	0
Architect & Engineering	0	0
Real Property, Purchase & Lease, or Maintenance	0	0
ADP Services	0	0
Other Services	1	119

FEDERAL PROCUREMENT DATA SYSTEM  
**COMMISSION ON CIVIL RIGHTS**  
 Actions Reported in Summary on SF281  
 Fiscal Year 1989 Through Fourth Quarter

PART I - PRIME CONTRACTS							
	PROCUREMENT METHODS	Number of Actions (a)	NET DOLLAR AMOUNTS (000)				
			Small Business Concerns (b)	Large Business Concerns (c)	Domestic Outside U.S./ Foreign (d)	Other Entities (e)	Total Dollars (f)
NEW AWARDS AND MODIFICATIONS	1. Tariff or Regulated Acquisitions	0				0	
	2. Contracts for Foreign Government or International Organization	0				0	
	3. Small Purchases	352	72	109	0	28	207
	4. Delivery Orders - GSA Schedules Only	61	32	132	0	0	164
	5. Delivery Orders - Other Federal Schedules	1	0	1	0	0	1
	6. Delivery Orders - All Other	9	0	3	0	0	3
	7. Other Procurement Methods	47	6	6	0	0	12
	8. TOTAL NEW AWARDS AND MODIFICATIONS	470	110	251	0	28	387
COMPETITION	9. Competed	241	69	228	0	0	297
	10. Not Competed	166	38	23	0	2	63
	11. Not Available for Competition	63	3	0	0	24	27
MODIFICATIONS	12. TOTAL MODIFICATIONS (Excluding Line 3)	0					0

PART II - SELECTED SOCIOECONOMIC STATISTICS (Includes both new awards and modifications)					
PREFERENCE PROGRAMS			TYPE OF CONTRACTOR		
CATEGORY	Number of Actions (a)	Total net Dollars (b)	CATEGORY	Number of Actions (a)	Total net Dollars (b)
13. Small Business - Small Purchase Set-Aside	5	5	18. Small Disadvantaged Business	1	0
14. Small Business Set-Aside	112	31	19. Woman-Owned Small Business	29	38
15. Labor Surplus Area Set-Aside	1	0	20. Sheltered Workshop	0	0
16. Combined Labor Surplus/ Small Business Set-Aside	3	4			
17. 8(a) Awards	0	0			

**COMMISSION ON CIVIL RIGHTS**  
 Actions Reported Individually on SF279  
 Fiscal Year 1989 Through Fourth Quarter

	Actions	Dollars (000)
<b>TOTAL</b>		
<b>CICA APPLICABILITY</b>	0	0
Pre-CICA	0	0
CICA Awards	0	0
Small Purchases	0	0
Subject to Statute other than CICA	0	0
<b>KIND OF CONTRACT ACTION</b>	0	0
Initial Letter Contract	0	0
Def. Contract Superseding Letter	0	0
New Definitive Contract	0	0
Small Purchase Procedure	0	0
Order Under IDC	0	0
Order Under BOA	0	0
Order /Mod Under GSA Schedule	0	0
Order/Mod Under VA Schedule	0	0
Modifications	0	0
Termination for Default	0	0
Termination for Convenience	0	0
<b>SYNOPSIS OF PROCUREMENT PRIOR TO AWARD</b>	0	0
Synopsized Prior to Award	0	0
Not Synopsized Due to Urgency	0	0
Not Synopsized for Other Reason	0	0

**FEDERAL PROCUREMENT DATA SYSTEM**  
**COMMISSION ON CIVIL RIGHTS**  
**Actions Reported Individually on SF279**  
**Fiscal Year 1989 Through Fourth Quarter**

SOLICITATION PROCEDURE	Actions	Dollars (000)
Full and Open Competition - Sealed Bid	0	0
Full and Open Competition - Comp Proposal	0	0
Full and Open Competition - Combination	0	0
Architect Engineer	0	0
Basic Research	0	0
Multiple Award Schedule	0	0
Alternate Source/Reduced Cost	0	0
Alternate Source/Mobilization	0	0
Alternate Source/Eng R & D	0	0
Set-aside	0	0
Other than Full and Open Competition	0	0
<b>FULL AND OPEN COMPETITION WITH ONLY ONE BIDDER/OFFERER</b>	<b>0</b>	<b>0</b>
<b>AUTHORITY FOR OTHER THAN FULL AND OPEN COMPETITION</b>		
Only One Source	0	0
- Follow-on Contract	0	0
- Utilities (Regulated & Telecommunications)	0	0
Unusual & Compelling Urgency	0	0
Mobilization/Essential R&D	0	0
International Agreement	0	0
Authorized by Statute	0	0
Authorized Resale	0	0
National Security	0	0
Public Interest	0	0
<b>EXTENT COMPETED</b>		
Competed	0	0
Not Available for Competition	0	0
Follow-on to Competed Action	0	0
Not Competed	0	0
<b>TYPE OF CONTRACT</b>		
Fixed Price	0	0
Cost Reimbursement	0	0
Time and Material	0	0
Labor Hour	0	0
<b>TYPE OF CONTRACTOR</b>		
Small Disadvantaged Business	0	0
Other Small Business	0	0
Large Business	0	0
Sheltered Workshops	0	0
Educational & Nonprofit	0	0
State & Local Government	0	0
Foreign Contractor	0	0
Domestic Contractor Performing Outside US	0	0
<b>WOMAN-OWNED SMALL BUSINESS</b>	<b>0</b>	<b>0</b>
<b>PREFERENCE PROGRAMS</b>		
Directed to Sheltered Workshop	0	0
8 (a) Program	0	0
Combined LSA/SB Set-aside	0	0
Small Business Set-aside	0	0
Labor Surplus Area Set-aside	0	0
Tie Bid Preference	0	0
Buy Indian/Self Determination Act	0	0
No Preference Program or Not Listed	0	0
<b>SUBJECT TO LABOR STATUTES</b>		
Walsh Healy Act - Manufacturer	0	0
Walsh Healy Act - Dealer	0	0
Service Contract Act	0	0
Davis Bacon Act	0	0
Not Subject to Above Acts	0	0
<b>PRODUCT OR SERVICE</b>		
Supplies & Equipment	0	0
ADP Equipment, Purchase and Lease	0	0
Research & Development	0	0
Construction	0	0
Architect & Engineering	0	0
Real Property, Purchase & Lease, or Maintenance	0	0
ADP Services	0	0
Other Services	0	0

FEDERAL PROCUREMENT DATA SYSTEM  
**COMMODITY FUTURES TRADING COMMISSION**  
 Actions Reported in Summary on SF281  
 Fiscal Year 1989 Through Fourth Quarter

PART I - PRIME CONTRACTS						
	PROCUREMENT METHODS	Number of Actions (a)	NET DOLLAR AMOUNTS (000)			
			Small Business Concerns (b)	Large Business Concerns (c)	Domestic Outside U.S./ Foreign (d)	Other Entities (e)
NEW AWARDS AND MODIFICATIONS	1. Tariff or Regulated Acquisitions	52				82
	2. Contracts for Foreign Government or International Organization	0				0
	3. Small Purchases	1,358	654	466	0	1,120
	4. Delivery Orders - GSA Schedules Only	410	181	413	0	594
	5. Delivery Orders - Other Federal Schedules	0	0	0	0	0
	6. Delivery Orders - All Other	43	166	52	0	218
	7. Other Procurement Methods	0	0	0	0	0
	8. TOTAL NEW AWARDS AND MODIFICATIONS	1,863	1,001	931	0	2,014
COMPETITION	9. Competed	785	847	587	0	1,434
	10. Not Competed	66	61	180	0	241
	11. Not Available for Competition	1,012	93	164	0	339
MODIFICATIONS	12. TOTAL MODIFICATIONS (Excluding Line 3)	19				42

PART II - SELECTED SOCIOECONOMIC STATISTICS (Includes both new awards and modifications)					
PREFERENCE PROGRAMS			TYPE OF CONTRACTOR		
CATEGORY	Number of Actions (a)	Total net Dollars (b)	CATEGORY	Number of Actions (a)	Total net Dollars (b)
13. Small Business - Small Purchase Set-Aside	785	638	18. Small Disadvantaged Business	2	4
14. Small Business Set-Aside	0	0	19. Woman-Owned Small Business	27	81
15. Labor Surplus Area Set-Aside	0	0	20. Sheltered Workshop	0	0
16. Combined Labor Surplus/ Small Business Set-Aside	0	0			
17. 8(a) Awards	0	0			

**COMMODITY FUTURES TRADING COMMISSION**  
 Actions Reported Individually on SF279  
 Fiscal Year 1989 Through Fourth Quarter

	Actions	Dollars (000)
<b>TOTAL</b>		
<b>CICA APPLICABILITY</b>	41	5,411
Pre-CICA	0	0
CICA Awards	41	5,411
Small Purchases	0	0
Subject to Statute other than CICA	0	0
<b>KIND OF CONTRACT ACTION</b>		
Initial Letter Contract	0	0
Def. Contract Superseding Letter	0	0
New Definitive Contract	14	4,652
Small Purchase Procedure	0	0
Order Under IDC	0	0
Order Under BOA	0	0
Order /Mod Under GSA Schedule	16	973
Order/Mod Under VA Schedule	0	0
Modifications	11	-214
Termination for Default	0	0
Termination for Convenience	0	0
<b>SYNOPSIS OF PROCUREMENT PRIOR TO AWARD</b>		
Synopsized Prior to Award	32	5,068
Not Synopsized Due to Urgency	0	0
Not Synopsized for Other Reason	9	343



FEDERAL PROCUREMENT DATA SYSTEM  
**COMMODITY FUTURES TRADING COMMISSION**  
 Actions Reported Individually on SF279  
 Fiscal Year 1989 Through Fourth Quarter

SOLICITATION PROCEDURE	Actions	Dollars (000)
Full and Open Competition - Sealed Bid	0	0
Full and Open Competition - Comp Proposal	27	4,741
Full and Open Competition - Combination	0	0
Architect Engineer	0	0
Basic Research	0	0
Multiple Award Schedule	10	489
Alternate Source/Reduced Cost	0	0
Alternate Source/Mobilization	0	0
Alternate Source/Eng R & D	0	0
Set-aside	0	0
Other than Full and Open Competition	4	181
<b>FULL AND OPEN COMPETITION WITH ONLY ONE BIDDER/OFFERER</b>	<b>11</b>	<b>490</b>
<b>AUTHORITY FOR OTHER THAN FULL AND OPEN COMPETITION</b>		
Only One Source	3	46
- Follow-on Contract	0	0
- Utilities (Regulated & Telecommunications)	3	46
Unusual & Compelling Urgency	0	0
Mobilization/Essential R&D	0	0
International Agreement	0	0
Authorized by Statute	1	135
Authorized Resale	0	0
National Security	0	0
Public Interest	0	0
<b>EXTENT COMPETED</b>		
Competed	37	5,230
Not Available for Competition	3	133
Follow-on to Competed Action	0	0
Not Competed	1	48
<b>TYPE OF CONTRACT</b>		
Fixed Price	40	5,276
Cost Reimbursement	0	0
Time and Material	0	0
Labor Hour	1	135
<b>TYPE OF CONTRACTOR</b>		
Small Disadvantaged Business	1	135
Other Small Business	6	484
Large Business	34	4,792
Sheltered Workshops	0	0
Educational & Nonprofit	0	0
State & Local Government	0	0
Foreign Contractor	0	0
Domestic Contractor Performing Outside US	0	0
<b>WOMAN-OWNED SMALL BUSINESS</b>	<b>0</b>	<b>0</b>
<b>PREFERENCE PROGRAMS</b>		
Directed to Sheltered Workshop	0	0
8 (a) Program	1	135
Combined LSA/SB Set-aside	0	0
Small Business Set-aside	0	0
Labor Surplus Area Set-aside	0	0
Tie Bid Preference	0	0
Buy Indian/Self Determination Act	0	0
No Preference Program or Not Listed	40	5,276
<b>SUBJECT TO LABOR STATUTES</b>		
Walsh Healy Act - Manufacturer	11	569
Walsh Healy Act - Dealer	5	404
Service Contract Act	0	0
Davis Bacon Act	0	0
Not Subject to Above Acts	25	4,438
<b>PRODUCT OR SERVICE</b>		
Supplies & Equipment	2	137
ADP Equipment, Purchase and Lease	18	980
Research & Development	0	0
Construction	0	0
Architect & Engineering	0	0
Real Property, Purchase & Lease, or Maintenance	11	3,928
ADP Services	1	135
Other Services	9	231

FEDERAL PROCUREMENT DATA SYSTEM  
**CONSUMER PRODUCT SAFETY COMMISSION**  
 Actions Reported in Summary on SF281  
 Fiscal Year 1989 Through Fourth Quarter

PART I - PRIME CONTRACTS							
	PROCUREMENT METHODS	Number of Actions (a)	NET DOLLAR AMOUNTS (000)				Total Dollars (f)
			Small Business Concerns (b)	Large Business Concerns (c)	Domestic Outside U.S./ Foreign (d)	Other Entities (e)	
NEW AWARDS AND MODIFICATIONS	1. Tariff or Regulated Acquisitions	0					0
	2. Contracts for Foreign Government or International Organization	0					0
	3. Small Purchases	1,422	804	458	0	702	1,964
	4. Delivery Orders - GSA Schedules Only	234	109	321	0	0	430
	5. Delivery Orders - Other Federal Schedules	2	0	21	0	0	21
	6. Delivery Orders - All Other	1	0	1	0	0	1
	7. Other Procurement Methods	6	54	0	0	0	54
	8. TOTAL NEW AWARDS AND MODIFICATIONS	1,665	967	801	0	702	2,470
COMPETITION	9. Competed	360	464	504	0	0	968
	10. Not Competed	508	174	95	0	165	434
	11. Not Available for Competition	797	329	202	0	537	1,068
MODIFICATIONS	12. TOTAL MODIFICATIONS (Excluding Line 3)	12					39

PART II - SELECTED SOCIOECONOMIC STATISTICS (Includes both new awards and modifications)					
PREFERENCE PROGRAMS			TYPE OF CONTRACTOR		
CATEGORY	Number of Actions (a)	Total net Dollars (b)	CATEGORY	Number of Actions (a)	Total net Dollars (b)
13. Small Business - Small Purchase Set-Aside	698	736	18. Small Disadvantaged Business	32	37
14. Small Business Set-Aside	0	0	19. Woman-Owned Small Business	58	99
15. Labor Surplus Area Set-Aside	0	0	20. Sheltered Workshop	0	0
16. Combined Labor Surplus/ Small Business Set-Aside	0	0			
17. 8(a) Awards	6	54			

**CONSUMER PRODUCT SAFETY COMMISSION**  
 Actions Reported Individually on SF279  
 Fiscal Year 1989 Through Fourth Quarter

	Actions	Dollars (000)
<b>TOTAL</b>	<b>68</b>	<b>2,147</b>
<b>CICA APPLICABILITY</b>		
Pre-CICA	0	0
CICA Awards	68	2,147
Small Purchases	0	0
Subject to Statute other than CICA	0	0
<b>KIND OF CONTRACT ACTION</b>		
Initial Letter Contract	0	0
Def. Contract Superseding Letter	0	0
New Definitive Contract	8	487
Small Purchase Procedure	0	0
Order Under IDC	2	188
Order Under BOA	0	0
Order /Mod Under GSA Schedule	5	164
Order /Mod Under VA Schedule	0	0
Modifications	53	1,307
Termination for Default	0	0
Termination for Convenience	0	0
<b>SYNOPSIS OF PROCUREMENT PRIOR TO AWARD</b>		
Synopsized Prior to Award	36	876
Not Synopsized Due to Urgency	0	0
Not Synopsized for Other Reason	32	1,172

FEDERAL PROCUREMENT DATA SYSTEM  
**CONSUMER PRODUCT SAFETY COMMISSION**  
 Actions Reported Individually on SF279  
 Fiscal Year 1989 Through Fourth Quarter

SOLICITATION PROCEDURE	Actions	Dollars (000)
Full and Open Competition - Sealed Bid	0	0
Full and Open Competition - Comp Proposal	40	1,055
Full and Open Competition - Combination	0	0
Architect Engineer	0	0
Basic Research	0	0
Multiple Award Schedule	5	184
Alternate Source/Reduced Cost	0	0
Alternate Source/Mobilization	0	0
Alternate Source/Eng R & D	0	0
Set-aside	0	0
Other than Full and Open Competition	23	928
<b>FULL AND OPEN COMPETITION WITH ONLY ONE BIDDER/OFFERER</b>	<b>13</b>	<b>254</b>
<b>AUTHORITY FOR OTHER THAN FULL AND OPEN COMPETITION</b>		
Only One Source	2	87
- Follow-on Contract	1	43
- Utilities (Regulated & Telecommunications)	0	0
Unusual & Compelling Urgency	0	0
Mobilization/Essential R&D	0	0
International Agreement	0	0
Authorized by Statute	21	841
Authorized Resale	0	0
National Security	0	0
Public Interest	0	0
<b>EXTENT COMPETED</b>		
Competed	45	1,219
Not Available for Competition	21	841
Follow-on to Competed Action	0	0
Not Competed	2	87
<b>TYPE OF CONTRACT</b>		
Fixed Price	55	1,736
Cost Reimbursement	1	50
Time and Material	4	198
Labor Hour	8	183
<b>TYPE OF CONTRACTOR</b>		
Small Disadvantaged Business	24	775
Other Small Business	22	434
Large Business	10	508
Sheltered Workshops	4	173
Educational & Nonprofit	4	209
State & Local Government	4	50
Foreign Contractor	0	0
Domestic Contractor Performing Outside US	0	0
<b>WOMAN-OWNED SMALL BUSINESS</b>	<b>3</b>	<b>210</b>
<b>PREFERENCE PROGRAMS</b>		
Directed to Sheltered Workshop	3	153
8 (a) Program	17	668
Combined LSA/SB Set-aside	0	0
Small Business Set-aside	10	112
Labor Surplus Area Set-aside	0	0
Tie Bid Preference	0	0
Buy Indian/Self Determination Act	0	0
No Preference Program or Not Listed	38	1,214
<b>SUBJECT TO LABOR STATUTES</b>		
Walsh Healy Act - Manufacturer	6	140
Walsh Healy Act - Dealer	2	115
Service Contract Act	14	519
Davis Bacon Act	0	0
Not Subject to Above Acts	46	1,373
<b>PRODUCT OR SERVICE</b>		
Supplies & Equipment	5	148
ADP Equipment, Purchase and Lease	2	115
Research & Development	8	381
Construction	0	0
Architect & Engineering	0	0
Real Property, Purchase & Lease, or Maintenance	0	0
ADP Services	10	311
Other Services	43	1,194

FEDERAL PROCUREMENT DATA SYSTEM  
**ENVIRONMENTAL PROTECTION AGENCY**  
 Actions Reported in Summary on SF281  
 Fiscal Year 1989 Through Fourth Quarter

PART I - PRIME CONTRACTS						
PROCUREMENT METHODS	Number of Actions (a)	NET DOLLAR AMOUNTS (000)				
		Small Business Concerns (b)	Large Business Concerns (c)	Domestic Outside U.S./ Foreign (d)	Other Entities (e)	Total Dollars (f)
1. Tariff or Regulated Acquisitions	0					0
2. Contracts for Foreign Government or International Organization	0					0
<b>NEW AWARDS AND MODIFICATIONS</b>						
3. Small Purchases	0	0	0	0	0	0
4. Delivery Orders - GSA Schedules Only	0	0	0	0	0	0
5. Delivery Orders - Other Federal Schedules	0	0	0	0	0	0
6. Delivery Orders - All Other	0	0	0	0	0	0
7. Other Procurement Methods	0	0	0	0	0	0
8. TOTAL NEW AWARDS AND MODIFICATIONS	0	0	0	0	0	0
<b>COMPETITION</b>						
9. Competed	0	0	0	0	0	0
10. Not Competed	0	0	0	0	0	0
11. Not Available for Competition	0	0	0	0	0	0
<b>MODIFICATIONS</b>						
12. TOTAL MODIFICATIONS (Excluding Line 3)	0					0

PART II - SELECTED SOCIOECONOMIC STATISTICS (Includes both new awards and modifications)					
PREFERENCE PROGRAMS			TYPE OF CONTRACTOR		
CATEGORY	Number of Actions (a)	Total net Dollars (b)	CATEGORY	Number of Actions (a)	Total net Dollars (b)
13. Small Business - Small Purchase Set-Aside	0	0	18. Small Disadvantaged Business	0	0
14. Small Business Set-Aside	0	0	19. Woman-Owned Small Business	0	0
15. Labor Surplus Area Set-Aside	0	0	20. Sheltered Workshop	0	0
16. Combined Labor Surplus/ Small Business Set-Aside	0	0			
17. 8(a) Awards	0	0			

**ENVIRONMENTAL PROTECTION AGENCY**  
 Actions Reported Individually on SF279  
 Fiscal Year 1989 Through Fourth Quarter

	Actions	Dollars (000)
<b>TOTAL</b>	0	0
<b>CICA APPLICABILITY</b>		
Pre-CICA	0	0
CICA Awards	0	0
Small Purchases	0	0
Subject to Statute other than CICA	0	0
<b>KIND OF CONTRACT ACTION</b>		
Initial Letter Contract	0	0
Def. Contract Superseding Letter	0	0
New Definitive Contract	0	0
Small Purchase Procedure	0	0
Order Under IDC	0	0
Order Under BOA	0	0
Order /Mod Under GSA Schedule	0	0
Order/Mod Under VA Schedule	0	0
Modifications	0	0
Termination for Default	0	0
Termination for Convenience	0	0
<b>SYNOPSIS OF PROCUREMENT PRIOR TO AWARD</b>		
Synopsized Prior to Award	0	0
Not Synopsized Due to Urgency	0	0
Not Synopsized for Other Reason	0	0

FEDERAL PROCUREMENT DATA SYSTEM  
**ENVIRONMENTAL PROTECTION AGENCY**  
 Actions Reported Individually on SF279  
 Fiscal Year 1989 Through Fourth Quarter

SOLICITATION PROCEDURE	Actions	Dollars (000)
Full and Open Competition - Sealed Bid	0	0
Full and Open Competition - Comp Proposal	0	0
Full and Open Competition - Combination	0	0
Architect Engineer	0	0
Basic Research	0	0
Multiple Award Schedule	0	0
Alternate Source/Reduced Cost	0	0
Alternate Source/Mobilization	0	0
Alternate Source/Eng R & D	0	0
Set-aside	0	0
Other than Full and Open Competition	0	0
<b>FULL AND OPEN COMPETITION WITH ONLY ONE BIDDER/OFFERER</b>	<b>0</b>	<b>0</b>
<b>AUTHORITY FOR OTHER THAN FULL AND OPEN COMPETITION</b>		
Only One Source	0	0
- Follow-on Contract	0	0
- Utilities (Regulated & Telecommunications)	0	0
Unusual & Compelling Urgency	0	0
Mobilization/Essential R&D	0	0
International Agreement	0	0
Authorized by Statute	0	0
Authorized Resale	0	0
National Security	0	0
Public Interest	0	0
<b>EXTENT COMPETED</b>		
Competed	0	0
Not Available for Competition	0	0
Follow-on to Competed Action	0	0
Not Competed	0	0
<b>TYPE OF CONTRACT</b>		
Fixed Price	0	0
Cost Reimbursement	0	0
Time and Material	0	0
Labor Hour	0	0
<b>TYPE OF CONTRACTOR</b>		
Small Disadvantaged Business	0	0
Other Small Business	0	0
Large Business	0	0
Sheltered Workshops	0	0
Educational & Nonprofit	0	0
State & Local Government	0	0
Foreign Contractor	0	0
Domestic Contractor Performing Outside US	0	0
<b>WOMAN-OWNED SMALL BUSINESS</b>	<b>0</b>	<b>0</b>
<b>PREFERENCE PROGRAMS</b>		
Directed to Sheltered Workshop	0	0
8 (a) Program	0	0
Combined LSA/SB Set-aside	0	0
Small Business Set-aside	0	0
Labor Surplus Area Set-aside	0	0
Tie Bid Preference	0	0
Buy Indian/Self Determination Act	0	0
No Preference Program or Not Listed	0	0
<b>SUBJECT TO LABOR STATUTES</b>		
Walsh Healy Act - Manufacturer	0	0
Walsh Healy Act - Dealer	0	0
Service Contract Act	0	0
Davis Bacon Act	0	0
Not Subject to Above Acts	0	0
<b>PRODUCT OR SERVICE</b>		
Supplies & Equipment	0	0
ADP Equipment, Purchase and Lease	0	0
Research & Development	0	0
Construction	0	0
Architect & Engineering	0	0
Real Property, Purchase & Lease, or Maintenance	0	0
ADP Services	0	0
Other Services	0	0

**FEDERAL PROCUREMENT DATA SYSTEM**  
**EQUAL EMPLOYMENT OPPORTUNITY COMMISSION**  
**Actions Reported in Summary on SF281**  
**Fiscal Year 1989 Through Fourth Quarter**

PART I - PRIME CONTRACTS						
	PROCUREMENT METHODS	Number of Actions (a)	NET DOLLAR AMOUNTS (000)			
			Small Business Concerns (b)	Large Business Concerns (c)	Domestic Outside U.S./ Foreign (d)	Other Entities (e)
NEW AWARDS AND MODIFICATIONS	1. Tariff or Regulated Acquisitions	0				0
	2. Contracts for Foreign Government or International Organization	0				0
	3. Small Purchases	5,025	2,842	827	0	3,669
	4. Delivery Orders - GSA Schedules Only	804	510	808	0	1,318
	5. Delivery Orders - Other Federal Schedules	0	0	0	0	0
	6. Delivery Orders - All Other	0	0	0	0	0
	7. Other Procurement Methods	0	0	0	0	0
	8. TOTAL NEW AWARDS AND MODIFICATIONS	5,829	3,352	1,835	0	4,987
COMPETITION	9. Competed	2,080	2,041	1,208	0	3,247
	10. Not Competed	333	749	235	0	984
	11. Not Available for Competition	3,418	562	194	0	756
MODIFICATIONS	12. TOTAL MODIFICATIONS (Excluding Line 3)	2,008				-85

PART II - SELECTED SOCIOECONOMIC STATISTICS (Includes both new awards and modifications)					
PREFERENCE PROGRAMS			TYPE OF CONTRACTOR		
CATEGORY	Number of Actions (a)	Total net Dollars (b)	CATEGORY	Number of Actions (c)	Total net Dollars (d)
13. Small Business - Small Purchase Set-Aside	0	0	18. Small Disadvantaged Business	0	0
14. Small Business Set-Aside	0	0	19. Woman-Owned Small Business	0	0
15. Labor Surplus Area Set-Aside	0	0	20. Sheltered Workshop	0	0
16. Combined Labor Surplus/ Small Business Set-Aside	0	0			
17. 8(a) Awards	0	0			

**EQUAL EMPLOYMENT OPPORTUNITY COMMISSION**  
**Actions Reported Individually on SF279**  
**Fiscal Year 1989 Through Fourth Quarter**

	Actions	Dollars (000)
<b>TOTAL</b>	<b>448</b>	<b>25,153</b>
<b>CICA APPLICABILITY</b>		
Pre-CICA	11	456
CICA Awards	408	24,343
Small Purchases	27	354
Subject to Statute other than CICA	0	0
<b>KIND OF CONTRACT ACTION</b>		
Initial Letter Contract	0	0
Def. Contract Superseding Letter	0	0
New Definitive Contract	180	21,930
Small Purchase Procedure	22	329
Order Under IDC	0	0
Order Under BOA	0	0
Order /Mod Under GSA Schedule	19	738
Order/Mod Under VA Schedule	0	0
Modifications	245	2,158
Termination for Default	0	0
Termination for Convenience	0	0
<b>SYNOPSIS OF PROCUREMENT PRIOR TO AWARD</b>		
Synopsized Prior to Award	23	958
Not Synopsized Due to Urgency	24	1,373
Not Synopsized for Other Reason	399	22,822

FEDERAL PROCUREMENT DATA SYSTEM  
**EQUAL EMPLOYMENT OPPORTUNITY COMMISSION**  
 Actions Reported Individually on SF279  
 Fiscal Year 1989 Through Fourth Quarter

SOLICITATION PROCEDURE	Actions	Dollars (000)
Full and Open Competition - Sealed Bid	1	44
Full and Open Competition - Comp Proposal	43	1,320
Full and Open Competition - Combination	0	0
Architect Engineer	0	0
Basic Research	0	0
Multiple Award Schedule	8	262
Alternate Source/Reduced Cost	0	0
Alternate Source/Mobilization	0	0
Alternate Source/Eng R & D	0	0
Set-aside	0	0
Other than Full and Open Competition	356	22,717
<b>FULL AND OPEN COMPETITION WITH ONLY ONE BIDDER/OFFERER</b>	<b>17</b>	<b>334</b>
<b>AUTHORITY FOR OTHER THAN FULL AND OPEN COMPETITION</b>		
Only One Source	2	225
- Follow-on Contract	0	0
- Utilities (Regulated & Telecommunications)	0	0
Unusual & Compelling Urgency	24	1,373
Mobilization/Essential R&D	1	4
International Agreement	0	0
Authorized by Statute	329	21,115
Authorized Resale	0	0
National Security	0	0
Public Interest	0	0
<b>EXTENT COMPETED</b>		
Competed	66	2,100
Not Available for Competition	330	21,119
Follow-on to Competed Action	1	24
Not Competed	49	1,910
<b>TYPE OF CONTRACT</b>		
Fixed Price	442	24,153
Cost Reimbursement	1	900
Time and Material	3	100
Labor Hour	0	0
<b>TYPE OF CONTRACTOR</b>		
Small Disadvantaged Business	9	639
Other Small Business	65	2,004
Large Business	50	1,998
Sheltered Workshops	0	0
Educational & Nonprofit	1	900
State & Local Government	321	19,612
Foreign Contractor	0	0
Domestic Contractor Performing Outside US	0	0
<b>WOMAN-OWNED SMALL BUSINESS</b>	<b>2</b>	<b>213</b>
<b>PREFERENCE PROGRAMS</b>		
Directed to Sheltered Workshop	0	0
8 (a) Program	7	603
Combined LSA/SB Set-aside	0	0
Small Business Set-aside	0	0
Labor Surplus Area Set-aside	1	1
Tie Bid Preference	0	0
Buy Indian/Self Determination Act	0	0
No Preference Program or Not Listed	438	24,549
<b>SUBJECT TO LABOR STATUTES</b>		
Walsh Healy Act - Manufacturer	27	1,136
Walsh Healy Act - Dealer	6	514
Service Contract Act	26	1,049
Davis Bacon Act	0	0
Not Subject to Above Acts	387	22,454
<b>PRODUCT OR SERVICE</b>		
Supplies & Equipment	26	1,095
ADP Equipment, Purchase and Lease	9	383
Research & Development	0	0
Construction	0	0
Architect & Engineering	0	0
Real Property, Purchase & Lease, or Maintenance	2	288
ADP Services	18	770
Other Services	391	22,617

FEDERAL PROCUREMENT DATA SYSTEM  
**FEDERAL COMMUNICATIONS COMMISSION**  
 Actions Reported in Summary on SF281  
 Fiscal Year 1989 Through Fourth Quarter

PART I - PRIME CONTRACTS						
	PROCUREMENT METHODS	Number of Actions (a)	NET DOLLAR AMOUNTS (000)			
			Small Business Concerns (b)	Large Business Concerns (c)	Domestic Outside U.S./ Foreign (d)	Other Entities (e)
NEW AWARDS AND MODIFICATIONS	1. Tariff or Regulated Acquisitions	0				0
	2. Contracts for Foreign Government or International Organization	0				0
	3. Small Purchases	947	747	310	0	1,057
	4. Delivery Orders - GSA Schedules Only	248	382	835	0	1,197
	5. Delivery Orders - Other Federal Schedules	0	0	0	0	0
	6. Delivery Orders - All Other	0	0	0	0	0
	7. Other Procurement Methods	0	0	0	0	0
	8. TOTAL NEW AWARDS AND MODIFICATIONS	1,195	1,109	1,145	0	2,254
COMPETITION	9. Competed	177	416	98	0	514
	10. Not Competed	770	331	212	0	543
	11. Not Available for Competition	248	362	835	0	1,197
MODIFICATIONS	12. TOTAL MODIFICATIONS (Excluding Line 3)	0				277

PART II - SELECTED SOCIOECONOMIC STATISTICS (Includes both new awards and modifications)					
PREFERENCE PROGRAMS			TYPE OF CONTRACTOR		
CATEGORY	Number of Actions (a)	Total net Dollars (b)	CATEGORY	Number of Actions (a)	Total net Dollars (b)
13. Small Business - Small Purchase Set-Aside	0	0	18. Small Disadvantaged Business	0	0
14. Small Business Set-Aside	0	0	19. Woman-Owned Small Business	0	0
15. Labor Surplus Area Set-Aside	0	0	20. Sheltered Workshop	0	0
16. Combined Labor Surplus/ Small Business Set-Aside	0	0			
17. 8(a) Awards	0	0			

**FEDERAL COMMUNICATIONS COMMISSION**  
 Actions Reported Individually on SF279  
 Fiscal Year 1989 Through Fourth Quarter

	Actions	Dollars (000)
<b>TOTAL</b>	22	1,782
<b>CICA APPLICABILITY</b>		
Pre-CICA	0	0
CICA Awards	22	1,782
Small Purchases	0	0
Subject to Statute other than CICA	0	0
<b>KIND OF CONTRACT ACTION</b>		
Initial Letter Contract	0	0
Def. Contract Superseding Letter	0	0
New Definitive Contract	3	729
Small Purchase Procedure	0	0
Order Under IDC	2	62
Order Under BOA	0	0
Order /Mod Under GSA Schedule	12	518
Order/Mod Under VA Schedule	0	0
Modifications	5	473
Termination for Default	0	0
Termination for Convenience	0	0
<b>SYNOPSIS OF PROCUREMENT PRIOR TO AWARD</b>		
Synopsized Prior to Award	12	1,003
Not Synopsized Due to Urgency	0	0
Not Synopsized for Other Reason	10	779



FEDERAL PROCUREMENT DATA SYSTEM  
**FEDERAL COMMUNICATIONS COMMISSION**  
 Actions Reported Individually on SF279  
 Fiscal Year 1989 Through Fourth Quarter

	Actions	Dollars (000)
<b>SOLICITATION PROCEDURE</b>		
Full and Open Competition - Sealed Bid	5	791
Full and Open Competition - Comp Proposal	6	499
Full and Open Competition - Combination	0	0
Architect Engineer	0	0
Basic Research	0	0
Multiple Award Schedule	11	492
Alternate Source/Reduced Cost	0	0
Alternate Source/Mobilization	0	0
Alternate Source/Eng R & D	0	0
Set-aside	0	0
Other than Full and Open Competition	0	0
<b>FULL AND OPEN COMPETITION WITH ONLY ONE BIDDER/OFFERER</b>	<b>1</b>	<b>305</b>
<b>AUTHORITY FOR OTHER THAN FULL AND OPEN COMPETITION</b>		
Only One Source	0	0
- Follow-on Contract	0	0
- Utilities (Regulated & Telecommunications)	0	0
Unusual & Compelling Urgency	0	0
Mobilization/Essential R&D	0	0
International Agreement	0	0
Authorized by Statute	0	0
Authorized Resale	0	0
National Security	0	0
Public Interest	0	0
<b>EXTENT COMPETED</b>		
Competed	22	1,782
Not Available for Competition	0	0
Follow-on to Competed Action	0	0
Not Competed	0	0
<b>TYPE OF CONTRACT</b>		
Fixed Price	22	1,782
Cost Reimbursement	0	0
Time and Material	0	0
Labor Hour	0	0
<b>TYPE OF CONTRACTOR</b>		
Small Disadvantaged Business	1	53
Other Small Business	9	983
Large Business	12	748
Sheltered Workshops	0	0
Educational & Nonprofit	0	0
State & Local Government	0	0
Foreign Contractor	0	0
Domestic Contractor Performing Outside US	0	0
<b>WOMAN-OWNED SMALL BUSINESS</b>	<b>0</b>	<b>0</b>
<b>PREFERENCE PROGRAMS</b>		
Directed to Sheltered Workshop	0	0
8 (a) Program	0	0
Combined LSA/SB Set-aside	0	0
Small Business Set-aside	3	729
Labor Surplus Area Set-aside	0	0
Tie Bid Preference	0	0
Buy Indian/Self Determination Act	0	0
No Preference Program or Not Listed	19	1,053
<b>SUBJECT TO LABOR STATUTES</b>		
Walsh Healy Act - Manufacturer	9	378
Walsh Healy Act - Dealer	2	58
Service Contract Act	7	558
Davis Bacon Act	1	648
Not Subject to Above Acts	3	148
<b>PRODUCT OR SERVICE</b>		
Supplies & Equipment	8	340
ADP Equipment, Purchase and Lease	7	267
Research & Development	0	0
Construction	1	648
Architect & Engineering	0	0
Real Property, Purchase & Lease, or Maintenance	0	0
ADP Services	4	420
Other Services	2	109

FEDERAL PROCUREMENT DATA SYSTEM  
**FEDERAL ELECTION COMMISSION**  
 Actions Reported in Summary on SF281  
 Fiscal Year 1989 Through Fourth Quarter

PART I - PRIME CONTRACTS							
	PROCUREMENT METHODS	Number of Actions (a)	NET DOLLAR AMOUNTS (000)				
			Small Business Concerns (b)	Large Business Concerns (c)	Domestic Outside U.S./ Foreign (d)	Other Entities (e)	Total Dollars (f)
NEW AWARDS AND MODIFICATIONS	1. Tariff or Regulated Acquisitions	7					18
	2. Contracts for Foreign Government or International Organization	0					0
	3. Small Purchases	704	259	354	0	5	618
	4. Delivery Orders - GSA Schedules Only	69	9	288	0	0	297
	5. Delivery Orders - Other Federal Schedules	3	2	42	0	0	44
	6. Delivery Orders - All Other	12	6	38	0	4	48
	7. Other Procurement Methods	1	0	10	0	0	10
	8. TOTAL NEW AWARDS AND MODIFICATIONS	796	276	732	0	9	1,035
COMPETITION	9. Competed	134	109	486	0	0	595
	10. Not Competed	3	4	1	0	0	5
	11. Not Available for Competition	659	163	245	0	9	435
MODIFICATIONS	12. TOTAL MODIFICATIONS (Excluding Line 3)	16					30

PART II - SELECTED SOCIOECONOMIC STATISTICS (Includes both new awards and modifications)					
PREFERENCE PROGRAMS			TYPE OF CONTRACTOR		
CATEGORY	Number of Actions (a)	Total net Dollars (b)	CATEGORY	Number of Actions (a)	Total net Dollars (b)
13. Small Business - Small Purchase Set-Aside	0	0	18. Small Disadvantaged Business	0	0
14. Small Business Set-Aside	0	0	19. Woman-Owned Small Business	65	55
15. Labor Surplus Area Set-Aside	0	0	20. Sheltered Workshop	2	5
16. Combined Labor Surplus/ Small Business Set-Aside	0	0			
17. 8(a) Awards	0	0			

**FEDERAL ELECTION COMMISSION**  
 Actions Reported Individually on SF279  
 Fiscal Year 1989 Through Fourth Quarter

	Actions	Dollars (000)
<b>TOTAL</b>	15	1,365
<b>CICA APPLICABILITY</b>		
Pre-CICA	1	33
CICA Awards	14	1,332
Small Purchases	0	0
Subject to Statute other than CICA	0	0
<b>KIND OF CONTRACT ACTION</b>		
Initial Letter Contract	0	0
Def. Contract Superseding Letter	0	0
New Definitive Contract	2	66
Small Purchase Procedure	0	0
Order Under IDC	12	551
Order Under BOA	0	0
Order /Mod Under GSA Schedule	1	748
Order /Mod Under VA Schedule	0	0
Modifications	0	0
Termination for Default	0	0
Termination for Convenience	0	0
<b>SYNOPSIS OF PROCUREMENT PRIOR TO AWARD</b>		
Synopsisized Prior to Award	13	1,299
Not Synopsisized Due to Urgency	0	0
Not Synopsisized for Other Reason	2	66

**FEDERAL PROCUREMENT DATA SYSTEM**  
**FEDERAL ELECTION COMMISSION**  
**Actions Reported Individually on SF279**  
**Fiscal Year 1989 Through Fourth Quarter**

SOLICITATION PROCEDURE	Actions	Dollars (000)
Full and Open Competition - Sealed Bid	0	0
Full and Open Competition - Comp Proposal	12	551
Full and Open Competition - Combination	0	0
Architect Engineer	0	0
Basic Research	0	0
Multiple Award Schedule	1	748
Alternate Source/Reduced Cost	0	0
Alternate Source/Mobilization	0	0
Alternate Source/Eng R & D	0	0
Set-aside	0	0
Other than Full and Open Competition	1	33
<b>FULL AND OPEN COMPETITION WITH ONLY ONE BIDDER/OFFERER</b>	<b>0</b>	<b>0</b>
<b>AUTHORITY FOR OTHER THAN FULL AND OPEN COMPETITION</b>		
Only One Source	1	33
- Follow-on Contract	0	0
- Utilities (Regulated & Telecommunications)	1	33
Unusual & Compelling Urgency	0	0
Mobilization/Essential R&D	0	0
International Agreement	0	0
Authorized by Statute	0	0
Authorized Resale	0	0
National Security	0	0
Public Interest	0	0
<b>EXTENT COMPETED</b>		
Competed	13	1,299
Not Available for Competition	1	33
Follow-on to Competed Action	1	33
Not Competed	0	0
<b>TYPE OF CONTRACT</b>		
Fixed Price	15	1,365
Cost Reimbursement	0	0
Time and Material	0	0
Labor Hour	0	0
<b>TYPE OF CONTRACTOR</b>		
Small Disadvantaged Business	0	0
Other Small Business	1	33
Large Business	14	1,332
Sheltered Workshops	0	0
Educational & Nonprofit	0	0
State & Local Government	0	0
Foreign Contractor	0	0
Domestic Contractor Performing Outside US	0	0
<b>WOMAN-OWNED SMALL BUSINESS</b>	<b>1</b>	<b>33</b>
<b>PREFERENCE PROGRAMS</b>		
Directed to Sheltered Workshop	0	0
8 (a) Program	0	0
Combined LSA/SB Set-aside	0	0
Small Business Set-aside	0	0
Labor Surplus Area Set-aside	0	0
Tie Bid Preference	0	0
Buy Indian/Self Determination Act	0	0
No Preference Program or Not Listed	15	1,365
<b>SUBJECT TO LABOR STATUTES</b>		
Walsh Healy Act - Manufacturer	1	748
Walsh Healy Act - Dealer	0	0
Service Contract Act	0	0
Davis Bacon Act	0	0
Not Subject to Above Acts	14	617
<b>PRODUCT OR SERVICE</b>		
Supplies & Equipment	1	33
ADP Equipment, Purchase and Lease	1	748
Research & Development	0	0
Construction	0	0
Architect & Engineering	0	0
Real Property, Purchase & Lease, or Maintenance	0	0
ADP Services	12	551
Other Services	1	33

FEDERAL PROCUREMENT DATA SYSTEM  
**FEDERAL EMERGENCY MANAGEMENT AGENCY**  
 Actions Reported in Summary on SF281  
 Fiscal Year 1989 Through Fourth Quarter

PART I - PRIME CONTRACTS							
	PROCUREMENT METHODS	Number of Actions (a)	NET DOLLAR AMOUNTS (000)				Total Dollars (f)
			Small Business Concerns (b)	Large Business Concerns (c)	Domestic Outside U.S./ Foreign (d)	Other Entities (e)	
NEW AWARDS AND MODIFICATIONS	1. Tariff or Regulated Acquisitions	99					290
	2. Contracts for Foreign Government or International Organization	0					0
	3. Small Purchases	6,156	8,626	124	0	2,321	11,071
	4. Delivery Orders - GSA Schedules Only	1,165	2,517	35	0	547	3,099
	5. Delivery Orders - Other Federal Schedules	24	65	0	0	15	80
	6. Delivery Orders - All Other	8	18	0	0	58	76
	7. Other Procurement Methods	304	898	2	0	110	1,010
	8. TOTAL NEW AWARDS AND MODIFICATIONS	7,756	12,124	161	0	3,051	15,626
COMPETITION	9. Competed	3,859	9,405	121	0	228	9,754
	10. Not Competed	1,154	740	2	0	1,791	2,534
	11. Not Available for Competition	2,943	1,979	38	0	1,032	3,338
MODIFICATIONS	12. TOTAL MODIFICATIONS (Excluding Line 3)	182					190

PART II - SELECTED SOCIOECONOMIC STATISTICS (Includes both new awards and modifications)					
PREFERENCE PROGRAMS			TYPE OF CONTRACTOR		
CATEGORY	Number of Actions (a)	Total net Dollars (b)	CATEGORY	Number of Actions (d)	Total net Dollars (e)
13. Small Business - Small Purchase Set-Aside	1,514	2,352	18. Small Disadvantaged Business	39	134
14. Small Business Set-Aside	431	721	19. Woman-Owned Small Business	48	200
15. Labor Surplus Area Set-Aside	1	3	20. Sheltered Workshop	0	0
16. Combined Labor Surplus/ Small Business Set-Aside	3	3			
17. 8(a) Awards	11	62			

**FEDERAL EMERGENCY MANAGEMENT AGENCY**  
 Actions Reported Individually on SF279  
 Fiscal Year 1989 Through Fourth Quarter

	Actions	Dollars (000)
<b>TOTAL</b>	520	191,172
<b>CICA APPLICABILITY</b>		
Pre-CICA	59	52,028
CICA Awards	457	139,048
Small Purchases	0	0
Subject to Statute other than CICA	4	98
<b>KIND OF CONTRACT ACTION</b>		
Initial Letter Contract	3	289
Def. Contract Superseding Letter	0	0
New Definitive Contract	157	31,685
Small Purchase Procedure	0	0
Order Under IDC	77	16,201
Order Under BOA	0	0
Order /Mod Under GSA Schedule	15	766
Order/Mod Under VA Schedule	0	0
Modifications	268	142,221
Termination for Default	0	0
Termination for Convenience	0	0
<b>SYNOPSIS OF PROCUREMENT PRIOR TO AWARD</b>		
Synopsized Prior to Award	356	104,759
Not Synopsized Due to Urgency	2	85
Not Synopsized for Other Reason	162	86,328

**FEDERAL PROCUREMENT DATA SYSTEM**  
**FEDERAL EMERGENCY MANAGEMENT AGENCY**  
**Actions Reported Individually on SF279**  
**Fiscal Year 1989 Through Fourth Quarter**

	Actions	Dollars (000)
<b>SOLICITATION PROCEDURE</b>		
Full and Open Competition - Sealed Bid	94	12,773
Full and Open Competition - Comp Proposal	143	38,414
Full and Open Competition - Combination	3	20,503
Architect Engineer	52	26,958
Basic Research	0	0
Multiple Award Schedule	11	692
Alternate Source/Reduced Cost	0	0
Alternate Source/Mobilization	0	0
Alternate Source/Eng R & D	0	0
Set-aside	5	114
Other than Full and Open Competition	149	39,594
<b>FULL AND OPEN COMPETITION WITH ONLY ONE BIDDER/OFFERER</b>	<b>78</b>	<b>37,634</b>
<b>AUTHORITY FOR OTHER THAN FULL AND OPEN COMPETITION</b>		
Only One Source	66	17,947
- Follow-on Contract	13	1,250
- Utilities (Regulated & Telecommunications)	20	407
Unusual & Compelling Urgency	2	85
Mobilization/Essential R&D	0	0
International Agreement	0	0
Authorized by Statute	73	17,988
Authorized Resale	0	0
National Security	8	3,574
Public Interest	0	0
<b>EXTENT COMPETED</b>		
Competed	365	141,918
Not Available for Competition	104	19,716
Follow-on to Competed Action	0	0
Not Competed	51	29,540
<b>TYPE OF CONTRACT</b>		
Fixed Price	236	41,620
Cost Reimbursement	226	143,978
Time and Material	10	1,383
Labor Hour	48	4,191
<b>TYPE OF CONTRACTOR</b>		
Small Disadvantaged Business	107	19,583
Other Small Business	190	25,524
Large Business	202	143,802
Sheltered Workshops	0	0
Educational & Nonprofit	19	2,259
State & Local Government	2	4
Foreign Contractor	0	0
Domestic Contractor Performing Outside US	0	0
<b>WOMAN-OWNED SMALL BUSINESS</b>	<b>23</b>	<b>3,909</b>
<b>PREFERENCE PROGRAMS</b>		
Directed to Sheltered Workshop	0	0
8 (a) Program	70	14,392
Combined LSA/SB Set-aside	2	282
Small Business Set-aside	53	6,017
Labor Surplus Area Set-aside	0	0
Tie Bid Preference	0	0
Buy Indian/Self Determination Act	0	0
No Preference Program or Not Listed	395	170,481
<b>SUBJECT TO LABOR STATUTES</b>		
Walsh Healy Act - Manufacturer	13	733
Walsh Healy Act - Dealer	40	3,456
Service Contract Act	174	100,049
Davis Bacon Act	39	3,676
Not Subject to Above Acts	254	83,258
<b>PRODUCT OR SERVICE</b>		
Supplies & Equipment	66	49,686
ADP Equipment, Purchase and Lease	35	5,458
Research & Development	1	35
Construction	44	3,932
Architect & Engineering	106	31,368
Real Property, Purchase & Lease, or Maintenance	3	646
ADP Services	41	12,636
Other Services	224	87,431

FEDERAL PROCUREMENT DATA SYSTEM  
**FEDERAL LABOR RELATIONS AUTHORITY**  
 Actions Reported in Summary on SF281  
 Fiscal Year 1989 Through Fourth Quarter

PART I - PRIME CONTRACTS							
PROCUREMENT METHODS	Number of Actions (a)	NET DOLLAR AMOUNTS (000)					
		Small Business Concerns (b)	Large Business Concerns (c)	Domestic Outside U.S./ Foreign (d)	Other Entities (e)	Total Dollars (f)	
1. Tariff or Regulated Acquisitions	0					0	
2. Contracts for Foreign Government or International Organization	0					0	
3. Small Purchases	411	278	122	0	0	398	
4. Delivery Orders - GSA Schedules Only	1,257	184	257	0	0	441	
5. Delivery Orders - Other Federal Schedules	0	0	0	0	0	0	
6. Delivery Orders - All Other	22	34	0	0	0	34	
7. Other Procurement Methods	8	32	0	0	0	32	
8. TOTAL NEW AWARDS AND MODIFICATIONS	1,696	528	379	0	0	905	
COMPETITION	9. Competed	1,415	417	327	0	0	744
	10. Not Competed	20	78	30	0	0	106
	11. Not Available for Competition	261	33	22	0	0	55
MODIFICATIONS	12. TOTAL MODIFICATIONS (Excluding Line 3)	0					0

PART II - SELECTED SOCIOECONOMIC STATISTICS (Includes both new awards and modifications)					
PREFERENCE PROGRAMS			TYPE OF CONTRACTOR		
CATEGORY	Number of Actions (a)	Total net Dollars (b)	CATEGORY	Number of Actions (a)	Total net Dollars (b)
13. Small Business - Small Purchase Set-Aside	205	151	18. Small Disadvantaged Business	0	0
14. Small Business Set-Aside	17	26	19. Woman-Owned Small Business	13	62
15. Labor Surplus Area Set-Aside	0	0	20. Sheltered Workshop	0	0
16. Combined Labor Surplus/ Small Business Set-Aside	0	0			
17. 8(a) Awards	0	0			

**FEDERAL LABOR RELATIONS AUTHORITY**  
 Actions Reported Individually on SF279  
 Fiscal Year 1989 Through Fourth Quarter

	Actions	Dollars (000)
<b>TOTAL</b>	2	50
<b>CICA APPLICABILITY</b>		
Pre-CICA	0	0
CICA Awards	2	50
Small Purchases	0	0
Subject to Statute other than CICA	0	0
<b>KIND OF CONTRACT ACTION</b>		
Initial Letter Contract	0	0
Def. Contract Superseding Letter	0	0
New Definitive Contract	0	0
Small Purchase Procedure	0	0
Order Under IDC	0	0
Order Under BOA	1	50
Order /Mod Under GSA Schedule	0	0
Order/Mod Under VA Schedule	0	0
Modifications	1	0
Termination for Default	0	0
Termination for Convenience	0	0
<b>SYNOPSIS OF PROCUREMENT PRIOR TO AWARD</b>		
Synopsized Prior to Award	2	50
Not Synopsized Due to Urgency	0	0
Not Synopsized for Other Reason	0	0

FEDERAL PROCUREMENT DATA SYSTEM  
**FEDERAL LABOR RELATIONS AUTHORITY**  
 Actions Reported Individually on SF279  
 Fiscal Year 1989 Through Fourth Quarter

SOLICITATION PROCEDURE	Actions	Dollars (000)
Full and Open Competition - Sealed Bid	1	0
Full and Open Competition - Comp Proposal	1	50
Full and Open Competition - Combination	0	0
Architect Engineer	0	0
Basic Research	0	0
Multiple Award Schedule	0	0
Alternate Source/Reduced Cost	0	0
Alternate Source/Mobilization	0	0
Alternate Source/Eng R & D	0	0
Set-aside	0	0
Other than Full and Open Competition	0	0
<b>FULL AND OPEN COMPETITION WITH ONLY ONE BIDDER/OFFERER</b>	<b>0</b>	<b>0</b>
<b>AUTHORITY FOR OTHER THAN FULL AND OPEN COMPETITION</b>	<b>0</b>	<b>0</b>
Only One Source	0	0
- Follow-on Contract	0	0
- Utilities (Regulated & Telecommunications)	0	0
Unusual & Compelling Urgency	0	0
Mobilization/Essential R&D	0	0
International Agreement	0	0
Authorized by Statute	0	0
Authorized Resale	0	0
National Security	0	0
Public Interest	0	0
<b>EXTENT COMPETED</b>	<b>0</b>	<b>0</b>
Competed	2	50
Not Available for Competition	0	0
Follow-on to Competed Action	0	0
Not Competed	0	0
<b>TYPE OF CONTRACT</b>	<b>0</b>	<b>0</b>
Fixed Price	2	50
Cost Reimbursement	0	0
Time and Material	0	0
Labor Hour	0	0
<b>TYPE OF CONTRACTOR</b>	<b>0</b>	<b>0</b>
Small Disadvantaged Business	0	0
Other Small Business	1	0
Large Business	1	50
Sheltered Workshops	0	0
Educational & Nonprofit	0	0
State & Local Government	0	0
Foreign Contractor	0	0
Domestic Contractor Performing Outside US	0	0
<b>WOMAN-OWNED SMALL BUSINESS</b>	<b>0</b>	<b>0</b>
<b>PREFERENCE PROGRAMS</b>	<b>0</b>	<b>0</b>
Directed to Sheltered Workshop	0	0
8 (a) Program	0	0
Combined LSA/SB Set-aside	0	0
Small Business Set-aside	1	0
Labor Surplus Area Set-aside	0	0
Tie Bid Preference	0	0
Buy Indian/Self Determination Act	0	0
No Preference Program or Not Listed	1	50
<b>SUBJECT TO LABOR STATUTES</b>	<b>0</b>	<b>0</b>
Walsh Healy Act - Manufacturer	0	0
Walsh Healy Act - Dealer	0	0
Service Contract Act	2	50
Davis Bacon Act	0	0
Not Subject to Above Acts	0	0
<b>PRODUCT OR SERVICE</b>	<b>0</b>	<b>0</b>
Supplies & Equipment	0	0
ADP Equipment, Purchase and Lease	0	0
Research & Development	0	0
Construction	0	0
Architect & Engineering	0	0
Real Property, Purchase & Lease, or Maintenance	0	0
ADP Services	2	50
Other Services	0	0

FEDERAL PROCUREMENT DATA SYSTEM  
**FEDERAL MARITIME COMMISSION**  
 Actions Reported in Summary on SF281  
 Fiscal Year 1989 Through Fourth Quarter

PART I - PRIME CONTRACTS							
	PROCUREMENT METHODS	Number of Actions (e)	NET DOLLAR AMOUNTS (000)				Total Dollars (f)
			Small Business Concerns (b)	Large Business Concerns (c)	Domestic Outside U.S./ Foreign (d)	Other Entities (e)	
NEW AWARDS AND MODIFICATIONS	1. Tariff or Regulated Acquisitions	0					0
	2. Contracts for Foreign Government or International Organization	0					0
	3. Small Purchases	282	291	220	0	0	511
	4. Delivery Orders - GSA Schedules Only	71	53	97	0	0	150
	5. Delivery Orders - Other Federal Schedules	0	0	0	0	0	0
	6. Delivery Orders - All Other	0	0	0	0	0	0
	7. Other Procurement Methods	0	0	0	0	0	0
	8. TOTAL NEW AWARDS AND MODIFICATIONS	353	344	317	0	0	661
COMPETITION	9. Competed	353	344	317	0	0	661
	10. Not Competed	0	0	0	0	0	0
	11. Not Available for Competition	0	0	0	0	0	0
MODIFICATIONS	12. TOTAL MODIFICATIONS (Excluding Line 3)	0					0

PART II - SELECTED SOCIOECONOMIC STATISTICS (Includes both new awards and modifications)					
PREFERENCE PROGRAMS			TYPE OF CONTRACTOR		
CATEGORY	Number of Actions (e)	Total net Dollars (b)	CATEGORY	Number of Actions (e)	Total net Dollars (b)
13. Small Business - Small Purchase Set-Aside	0	0	18. Small Disadvantaged Business	0	0
14. Small Business Set-Aside	0	0	19. Woman-Owned Small Business	0	0
15. Labor Surplus Area Set-Aside	0	0	20. Sheltered Workshop	0	0
16. Combined Labor Surplus/ Small Business Set-Aside	0	0			
17. 8(a) Awards	0	0			

**FEDERAL MARITIME COMMISSION**  
 Actions Reported Individually on SF279  
 Fiscal Year 1989 Through Fourth Quarter

	Actions	Dollars (000)
<b>TOTAL</b>	4	371
<b>CICA APPLICABILITY</b>		
Pre-CICA	0	0
CICA Awards	4	371
Small Purchases	0	0
Subject to Statute other than CICA	0	0
<b>KIND OF CONTRACT ACTION</b>		
Initial Letter Contract	1	85
Def. Contract Superseding Letter	0	0
New Definitive Contract	0	0
Small Purchase Procedure	0	0
Order Under IDC	1	227
Order Under BOA	0	0
Order /Mod Under GSA Schedule	2	59
Order/Mod Under VA Schedule	0	0
Modifications	0	0
Termination for Default	0	0
Termination for Convenience	0	0
<b>SYNOPSIS OF PROCUREMENT PRIOR TO AWARD</b>		
Synopsized Prior to Award	3	286
Not Synopsized Due to Urgency	0	0
Not Synopsized for Other Reason	1	85



FEDERAL PROCUREMENT DATA SYSTEM  
**FEDERAL MARITIME COMMISSION**  
 Actions Reported Individually on SF279  
 Fiscal Year 1989 Through Fourth Quarter

SOLICITATION PROCEDURE	Actions	Dollars (000)
Full and Open Competition - Sealed Bid	1	227
Full and Open Competition - Comp Proposal	0	0
Full and Open Competition - Combination	0	0
Architect Engineer	0	0
Basic Research	0	0
Multiple Award Schedule	2	59
Alternate Source/Reduced Cost	0	0
Alternate Source/Mobilization	0	0
Alternate Source/Eng R & D	0	0
Set-aside	0	0
Other than Full and Open Competition	1	85
<b>FULL AND OPEN COMPETITION WITH ONLY ONE BIDDER/OFFERER</b>	<b>0</b>	<b>0</b>
<b>AUTHORITY FOR OTHER THAN FULL AND OPEN COMPETITION</b>		
Only One Source	1	85
- Follow-on Contract	0	0
- Utilities (Regulated & Telecommunications)	0	0
Unusual & Compelling Urgency	0	0
Mobilization/Essential R&D	0	0
International Agreement	0	0
Authorized by Statute	0	0
Authorized Resale	0	0
National Security	0	0
Public Interest	0	0
<b>EXTENT COMPETED</b>		
Competed	3	286
Not Available for Competition	0	0
Follow-on to Competed Action	0	0
Not Competed	1	85
<b>TYPE OF CONTRACT</b>		
Fixed Price	4	371
Cost Reimbursement	0	0
Time and Material	0	0
Labor Hour	0	0
<b>TYPE OF CONTRACTOR</b>		
Small Disadvantaged Business	0	0
Other Small Business	0	0
Large Business	4	371
Sheltered Workshops	0	0
Educational & Nonprofit	0	0
State & Local Government	0	0
Foreign Contractor	0	0
Domestic Contractor Performing Outside US	0	0
<b>WOMAN-OWNED SMALL BUSINESS</b>	<b>0</b>	<b>0</b>
<b>PREFERENCE PROGRAMS</b>		
Directed to Sheltered Workshop	0	0
8 (a) Program	0	0
Combined LSA/SB Set-aside	0	0
Small Business Set-aside	0	0
Labor Surplus Area Set-aside	0	0
Tie Bid Preference	0	0
Buy Indian/Self Determination Act	0	0
No Preference Program or Not Listed	4	371
<b>SUBJECT TO LABOR STATUTES</b>		
Walsh Healy Act - Manufacturer	3	286
Walsh Healy Act - Dealer	0	0
Service Contract Act	0	0
Davis Bacon Act	0	0
Not Subject to Above Acts	1	85
<b>PRODUCT OR SERVICE</b>		
Supplies & Equipment	0	0
ADP Equipment, Purchase and Lease	0	0
Research & Development	0	0
Construction	0	0
Architect & Engineering	0	0
Real Property, Purchase & Lease, or Maintenance	0	0
ADP Services	1	227
Other Services	3	144

FEDERAL PROCUREMENT DATA SYSTEM  
**FEDERAL MEDIATION AND CONCILIATION SERVICE**  
 Actions Reported in Summary on SF281  
 Fiscal Year 1989 Through Fourth Quarter

PART I - PRIME CONTRACTS						
	PROCUREMENT METHODS	Number of Actions (a)	NET DOLLAR AMOUNTS (000)			
			Small Business Concerns (b)	Large Business Concerns (c)	Domestic Outside U.S./ Foreign (d)	Other Entities (e)
NEW AWARDS AND MODIFICATIONS	1. Tariff or Regulated Acquisitions	0				0
	2. Contracts for Foreign Government or International Organization	0				0
	3. Small Purchases	0	0	0	0	0
	4. Delivery Orders - GSA Schedules Only	0	0	0	0	0
	5. Delivery Orders - Other Federal Schedules	0	0	0	0	0
	6. Delivery Orders - All Other	0	0	0	0	0
	7. Other Procurement Methods	0	0	0	0	0
	8. TOTAL NEW AWARDS AND MODIFICATIONS	0	0	0	0	0
COMPETITION	9. Competed	0	0	0	0	0
	10. Not Competed	0	0	0	0	0
	11. Not Available for Competition	0	0	0	0	0
MODIFICATIONS	12. TOTAL MODIFICATIONS (Excluding Line 3)	0				0

PART II - SELECTED SOCIOECONOMIC STATISTICS (Includes both new awards and modifications)					
PREFERENCE PROGRAMS			TYPE OF CONTRACTOR		
CATEGORY	Number of Actions (a)	Total net Dollars (b)	CATEGORY	Number of Actions (a)	Total net Dollars (b)
13. Small Business - Small Purchase Set-Aside	0	0	18. Small Disadvantaged Business	0	0
14. Small Business Set-Aside	0	0	19. Woman-Owned Small Business	0	0
15. Labor Surplus Area Set-Aside	0	0	20. Sheltered Workshop	0	0
16. Combined Labor Surplus/ Small Business Set-Aside	0	0			
17. 8(a) Awards	0	0			

**FEDERAL MEDIATION AND CONCILIATION SERVICE**  
 Actions Reported Individually on SF279  
 Fiscal Year 1989 Through Fourth Quarter

	Actions	Dollars (000)
<b>TOTAL</b>	0	0
<b>CICA APPLICABILITY</b>		
Pre-CICA	0	0
CICA Awards	0	0
Small Purchases	0	0
Subject to Statute other than CICA	0	0
<b>KIND OF CONTRACT ACTION</b>		
Initial Letter Contract	0	0
Def. Contract Superseding Letter	0	0
New Definitive Contract	0	0
Small Purchase Procedure	0	0
Order Under IDC	0	0
Order Under BOA	0	0
Order /Mod Under GSA Schedule	0	0
Order/Mod Under VA Schedule	0	0
Modifications	0	0
Termination for Default	0	0
Termination for Convenience	0	0
<b>SYNOPSIS OF PROCUREMENT PRIOR TO AWARD</b>		
Synopsized Prior to Award	0	0
Not Synopsized Due to Urgency	0	0
Not Synopsized for Other Reason	0	0

FEDERAL PROCUREMENT DATA SYSTEM  
**FEDERAL MEDIATION AND CONCILIATION SERVICE**  
 Actions Reported Individually on SF279  
 Fiscal Year 1989 Through Fourth Quarter

SOLICITATION PROCEDURE	Actions	Dollars (000)
Full and Open Competition - Sealed Bid	0	0
Full and Open Competition - Comp Proposal	0	0
Full and Open Competition - Combination	0	0
Architect Engineer	0	0
Basic Research	0	0
Multiple Award Schedule	0	0
Alternate Source/Reduced Cost	0	0
Alternate Source/Mobilization	0	0
Alternate Source/Eng R & D	0	0
Set-aside	0	0
Other than Full and Open Competition	0	0
<b>FULL AND OPEN COMPETITION WITH ONLY ONE BIDDER/OFFERER</b>	<b>0</b>	<b>0</b>
<b>AUTHORITY FOR OTHER THAN FULL AND OPEN COMPETITION</b>		
Only One Source	0	0
- Follow-on Contract	0	0
- Utilities (Regulated & Telecommunications)	0	0
Unusual & Compelling Urgency	0	0
Mobilization/Essential R&D	0	0
International Agreement	0	0
Authorized by Statute	0	0
Authorized Resale	0	0
National Security	0	0
Public Interest	0	0
<b>EXTENT COMPETED</b>		
Competed	0	0
Not Available for Competition	0	0
Follow-on to Competed Action	0	0
Not Competed	0	0
<b>TYPE OF CONTRACT</b>		
Fixed Price	0	0
Cost Reimbursement	0	0
Time and Material	0	0
Labor Hour	0	0
<b>TYPE OF CONTRACTOR</b>		
Small Disadvantaged Business	0	0
Other Small Business	0	0
Large Business	0	0
Sheltered Workshops	0	0
Educational & Nonprofit	0	0
State & Local Government	0	0
Foreign Contractor	0	0
Domestic Contractor Performing Outside US	0	0
<b>WOMAN-OWNED SMALL BUSINESS</b>	<b>0</b>	<b>0</b>
<b>PREFERENCE PROGRAMS</b>		
Directed to Sheltered Workshop	0	0
8 (a) Program	0	0
Combined LSA/SB Set-aside	0	0
Small Business Set-aside	0	0
Labor Surplus Area Set-aside	0	0
Tie Bid Preference	0	0
Buy Indian/Self Determination Act	0	0
No Preference Program or Not Listed	0	0
<b>SUBJECT TO LABOR STATUTES</b>		
Walsh Healy Act - Manufacturer	0	0
Walsh Healy Act - Dealer	0	0
Service Contract Act	0	0
Davis Bacon Act	0	0
Not Subject to Above Acts	0	0
<b>PRODUCT OR SERVICE</b>		
Supplies & Equipment	0	0
ADP Equipment, Purchase and Lease	0	0
Research & Development	0	0
Construction	0	0
Architect & Engineering	0	0
Real Property, Purchase & Lease, or Maintenance	0	0
ADP Services	0	0
Other Services	0	0

FEDERAL PROCUREMENT DATA SYSTEM  
**FEDERAL MINE SAFETY AND HEALTH REVIEW COMMISSION**  
 Actions Reported in Summary on SF281  
 Fiscal Year 1989 Through Fourth Quarter

PART I - PRIME CONTRACTS						
	PROCUREMENT METHODS	Number of Actions (a)	NET DOLLAR AMOUNTS (000)			
			Small Business Concerns (b)	Large Business Concerns (c)	Domestic Outside U.S./ Foreign (d)	Other Entities (e)
<b>NEW AWARDS AND MODIFICATIONS</b>	1. Tariff or Regulated Acquisitions	0				0
	2. Contracts for Foreign Government or International Organization	0				0
	3. Small Purchases	0	0	0	0	0
	4. Delivery Orders - GSA Schedules Only	209	277	0	0	277
	5. Delivery Orders - Other Federal Schedules	0	0	0	0	0
	6. Delivery Orders - All Other	0	0	0	0	0
	7. Other Procurement Methods	0	0	0	0	0
	8. TOTAL NEW AWARDS AND MODIFICATIONS	209	277	0	0	277
<b>COMPETITION</b>	9. Competed	209	277	0	0	277
	10. Not Competed	0	0	0	0	0
	11. Not Available for Competition	0	0	0	0	0
<b>MODIFICATIONS</b>	12. TOTAL MODIFICATIONS (Excluding Line 3)	0				0

PART II - SELECTED SOCIOECONOMIC STATISTICS (Includes both new awards and modifications)					
PREFERENCE PROGRAMS			TYPE OF CONTRACTOR		
CATEGORY	Number of Actions (a)	Total net Dollars (b)	CATEGORY	Number of Actions (e)	Total net Dollars (b)
13. Small Business - Small Purchase Set-Aside	0	0	18. Small Disadvantaged Business	0	0
14. Small Business Set-Aside	0	0	19. Women-Owned Small Business	0	0
15. Labor Surplus Area Set-Aside	0	0	20. Sheltered Workshop	0	0
16. Combined Labor Surplus/ Small Business Set-Aside	0	0			
17. 8(a) Awards	0	0			

**FEDERAL MINE SAFETY AND HEALTH REVIEW COMMISSION**  
 Actions Reported Individually on SF279  
 Fiscal Year 1989 Through Fourth Quarter

	Actions	Dollars (000)
<b>TOTAL</b>	0	0
<b>CICA APPLICABILITY</b>		
Pre-CICA	0	0
CICA Awards	0	0
Small Purchases	0	0
Subject to Statute other than CICA	0	0
<b>KIND OF CONTRACT ACTION</b>		
Initial Letter Contract	0	0
Def. Contract Superseding Letter	0	0
New Definitive Contract	0	0
Small Purchase Procedure	0	0
Order Under IDC	0	0
Order Under BOA	0	0
Order /Mod Under GSA Schedule	0	0
Order/Mod Under VA Schedule	0	0
Modifications	0	0
Termination for Default	0	0
Termination for Convenience	0	0
<b>SYNOPSIS OF PROCUREMENT PRIOR TO AWARD</b>		
Synopsized Prior to Award	0	0
Not Synopsized Due to Urgency	0	0
Not Synopsized for Other Reason	0	0

FEDERAL PROCUREMENT DATA SYSTEM  
**FEDERAL MINE SAFETY AND HEALTH REVIEW COMMISSION**  
 Actions Reported Individually on SF279  
 Fiscal Year 1989 Through Fourth Quarter

SOLICITATION PROCEDURE	Actions	Dollars (000)
Full and Open Competition - Sealed Bid	0	0
Full and Open Competition - Comp Proposal	0	0
Full and Open Competition - Combination	0	0
Architect Engineer	0	0
Basic Research	0	0
Multiple Award Schedule	0	0
Alternate Source/Reduced Cost	0	0
Alternate Source/Mobilization	0	0
Alternate Source/Eng R & D	0	0
Set-aside	0	0
Other than Full and Open Competition	0	0
<b>FULL AND OPEN COMPETITION WITH ONLY ONE BIDDER/OFFERER</b>	<b>0</b>	<b>0</b>
<b>AUTHORITY FOR OTHER THAN FULL AND OPEN COMPETITION</b>		
Only One Source	0	0
- Follow-on Contract	0	0
- Utilities (Regulated & Telecommunications)	0	0
Unusual & Compelling Urgency	0	0
Mobilization/Essential R&D	0	0
International Agreement	0	0
Authorized by Statute	0	0
Authorized Resale	0	0
National Security	0	0
Public Interest	0	0
<b>EXTENT COMPETED</b>		
Competed	0	0
Not Available for Competition	0	0
Follow-on to Competed Action	0	0
Not Competed	0	0
<b>TYPE OF CONTRACT</b>		
Fixed Price	0	0
Cost Reimbursement	0	0
Time and Material	0	0
Labor Hour	0	0
<b>TYPE OF CONTRACTOR</b>		
Small Disadvantaged Business	0	0
Other Small Business	0	0
Large Business	0	0
Sheltered Workshops	0	0
Educational & Nonprofit	0	0
State & Local Government	0	0
Foreign Contractor	0	0
Domestic Contractor Performing Outside US	0	0
<b>WOMAN-OWNED SMALL BUSINESS</b>	<b>0</b>	<b>0</b>
<b>PREFERENCE PROGRAMS</b>		
Directed to Sheltered Workshop	0	0
8 (a) Program	0	0
Combined LSA/SB Set-aside	0	0
Small Business Set-aside	0	0
Labor Surplus Area Set-aside	0	0
Tie Bid Preference	0	0
Buy Indian/Self Determination Act	0	0
No Preference Program or Not Listed	0	0
<b>SUBJECT TO LABOR STATUTES</b>		
Walsh Healy Act - Manufacturer	0	0
Walsh Healy Act - Dealer	0	0
Service Contract Act	0	0
Davis Bacon Act	0	0
Not Subject to Above Acts	0	0
<b>PRODUCT OR SERVICE</b>		
Supplies & Equipment	0	0
ADP Equipment, Purchase and Lease	0	0
Research & Development	0	0
Construction	0	0
Architect & Engineering	0	0
Real Property, Purchase & Lease, or Maintenance	0	0
ADP Services	0	0
Other Services	0	0

**FEDERAL PROCUREMENT DATA SYSTEM**  
**FEDERAL TRADE COMMISSION**  
**Actions Reported in Summary on SF281**  
**Fiscal Year 1989 Through Fourth Quarter**

PART I - PRIME CONTRACTS							
	PROCUREMENT METHODS	Number of Actions (a)	NET DOLLAR AMOUNTS (000)				Total Dollars (f)
			Small Business Concerns (b)	Large Business Concerns (c)	Domestic Outside U.S./ Foreign (d)	Other Entities (e)	
NEW AWARDS AND MODIFICATIONS	1. Tariff or Regulated Acquisitions	0					0
	2. Contracts for Foreign Government or International Organization	0					0
	3. Small Purchases	1,382	1,427	556	0	107	2,000
	4. Delivery Orders - GSA Schedules Only	183	171	502	0	13	686
	5. Delivery Orders - Other Federal Schedules	43	15	40	0	80	115
	6. Delivery Orders - All Other	0	0	0	0	0	0
	7. Other Procurement Methods	30	24	0	0	28	52
	8. TOTAL NEW AWARDS AND MODIFICATIONS	1,818	1,637	1,088	0	208	2,943
COMPETITION	9. Competed	315	778	693	0	107	1,578
	10. Not Competed	317	648	192	0	74	914
	11. Not Available for Competition	986	211	213	0	27	451
MODIFICATIONS	12. TOTAL MODIFICATIONS (Excluding Line 3)	0					0

PART II - SELECTED SOCIOECONOMIC STATISTICS (includes both new awards and modifications)					
PREFERENCE PROGRAMS			TYPE OF CONTRACTOR		
CATEGORY	Number of Actions (a)	Total net Dollars (b)	CATEGORY	Number of Actions (a)	Total net Dollars (b)
13. Small Business - Small Purchase Set-Aside	0	0	18. Small Disadvantaged Business	7	23
14. Small Business Set-Aside	0	0	19. Woman-Owned Small Business	18	58
15. Labor Surplus Area Set-Aside	0	0	20. Sheltered Workshop	0	0
16. Combined Labor Surplus/ Small Business Set-Aside	0	0			
17. 8(a) Awards	0	0			

**FEDERAL TRADE COMMISSION**  
**Actions Reported Individually on SF279**  
**Fiscal Year 1989 Through Fourth Quarter**

	Actions	Dollars (000)
<b>TOTAL</b>	<b>24</b>	<b>2,689</b>
<b>CICA APPLICABILITY</b>		
Pre-CICA	0	0
CICA Awards	23	2,604
Small Purchases	0	0
Subject to Statute other than CICA	1	85
<b>KIND OF CONTRACT ACTION</b>		
Initial Letter Contract	0	0
Def. Contract Superseding Letter	0	0
New Definitive Contract	4	360
Small Purchase Procedure	0	0
Order Under IDC	8	656
Order Under BOA	0	0
Order /Mod Under GSA Schedule	8	482
Order/Mod Under VA Schedule	0	0
Modifications	6	1,191
Termination for Default	0	0
Termination for Convenience	0	0
<b>SYNOPSIS OF PROCUREMENT PRIOR TO AWARD</b>		
Synopsized Prior to Award	14	1,674
Not Synopsized Due to Urgency	0	0
Not Synopsized for Other Reason	10	1,015

**FEDERAL PROCUREMENT DATA SYSTEM**  
**FEDERAL TRADE COMMISSION**  
**Actions Reported Individually on SF279**  
**Fiscal Year 1989 Through Fourth Quarter**

SOLICITATION PROCEDURE	Actions	Dollars (000)
Full and Open Competition - Sealed Bid	1	70
Full and Open Competition - Comp Proposal	10	1,368
Full and Open Competition - Combination	0	0
Architect Engineer	0	0
Basic Research	0	0
Multiple Award Schedule	8	482
Alternate Source/Reduced Cost	0	0
Alternate Source/Mobilization	0	0
Alternate Source/Eng R & D	0	0
Set-aside	0	0
Other than Full and Open Competition	4	684
<b>FULL AND OPEN COMPETITION WITH ONLY ONE BIDDER/OFFERER</b>	<b>2</b>	<b>575</b>
<b>AUTHORITY FOR OTHER THAN FULL AND OPEN COMPETITION</b>		
Only One Source	0	0
- Follow-on Contract	0	0
- Utilities (Regulated & Telecommunications)	0	0
Unusual & Compelling Urgency	1	55
Mobilization/Essential R&D	0	0
International Agreement	0	0
Authorized by Statute	3	629
Authorized Resale	0	0
National Security	0	0
Public Interest	0	0
<b>EXTENT COMPETED</b>		
Competed	20	2,005
Not Available for Competition	3	629
Follow-on to Competed Action	0	0
Not Competed	1	55
<b>TYPE OF CONTRACT</b>		
Fixed Price	24	2,889
Cost Reimbursement	0	0
Time and Material	0	0
Labor Hour	0	0
<b>TYPE OF CONTRACTOR</b>		
Small Disadvantaged Business	3	629
Other Small Business	8	718
Large Business	12	1,285
Sheltered Workshops	1	59
Educational & Nonprofit	0	0
State & Local Government	0	0
Foreign Contractor	0	0
Domestic Contractor Performing Outside US	0	0
<b>WOMAN-OWNED SMALL BUSINESS</b>	<b>3</b>	<b>331</b>
<b>PREFERENCE PROGRAMS</b>		
Directed to Sheltered Workshop	0	0
8 (a) Program	3	629
Combined LSA/SB Set-aside	0	0
Small Business Set-aside	2	230
Labor Surplus Area Set-aside	0	0
Tie Bid Preference	0	0
Buy Indian/Self Determination Act	0	0
No Preference Program or Not Listed	19	1,830
<b>SUBJECT TO LABOR STATUTES</b>		
Walsh Healy Act - Manufacturer	7	451
Walsh Healy Act - Dealer	1	31
Service Contract Act	1	252
Davis Bacon Act	1	70
Not Subject to Above Acts	14	1,885
<b>PRODUCT OR SERVICE</b>		
Supplies & Equipment	5	271
ADP Equipment, Purchase and Lease	6	518
Research & Development	0	0
Construction	0	0
Architect & Engineering	0	0
Real Property, Purchase & Lease, or Maintenance	0	0
ADP Services	4	371
Other Services	9	1,531

FEDERAL PROCUREMENT DATA SYSTEM  
**GENERAL SERVICES ADMINISTRATION**  
 Actions Reported in Summary on SF281  
 Fiscal Year 1989 Through Fourth Quarter

PART I - PRIME CONTRACTS							
	PROCUREMENT METHODS	Number of Actions (a)	NET DOLLAR AMOUNTS (000)				Total Dollars (f)
			Small Business Concerns (b)	Large Business Concerns (c)	Domestic Outside U.S./ Foreign (d)	Other Entities (e)	
<b>NEW AWARDS AND MODIFICATIONS</b>	1. Tariff or Regulated Acquisitions	0					0
	2. Contracts for Foreign Government or International Organization	0					0
	3. Small Purchases	0	0	0	0	0	0
	4. Delivery Orders - GSA Schedules Only	0	0	0	0	0	0
	5. Delivery Orders - Other Federal Schedules	0	0	0	0	0	0
	6. Delivery Orders - All Other	0	0	0	0	0	0
	7. Other Procurement Methods	0	0	0	0	0	0
	8. TOTAL NEW AWARDS AND MODIFICATIONS	0	0	0	0	0	0
<b>COMPETITION</b>	9. Competed	0	0	0	0	0	0
	10. Not Competed	0	0	0	0	0	0
	11. Not Available for Competition	0	0	0	0	0	0
<b>MODIFICATIONS</b>	12. TOTAL MODIFICATIONS (Excluding Line 3)	0					0

PART II - SELECTED SOCIOECONOMIC STATISTICS (Includes both new awards and modifications)					
PREFERENCE PROGRAMS			TYPE OF CONTRACTOR		
CATEGORY	Number of Actions (a)	Total net Dollars (b)	CATEGORY	Number of Actions (a)	Total net Dollars (b)
13. Small Business - Small Purchase Set-Aside	0	0	18. Small Disadvantaged Business	0	0
14. Small Business Set-Aside	0	0	19. Woman-Owned Small Business	0	0
15. Labor Surplus Area Set-Aside	0	0	20. Sheltered Workshop	0	0
16. Combined Labor Surplus/ Small Business Set-Aside	0	0			
17. 8(a) Awards	0	0			

**GENERAL SERVICES ADMINISTRATION**  
 Actions Reported Individually on SF279  
 Fiscal Year 1989 Through Fourth Quarter

	Actions	Dollars (000)
<b>TOTAL</b>	17,166	3,114,818
<b>CICA APPLICABILITY</b>		
Pre-CICA	778	322,263
CICA Awards	13,484	2,776,013
Small Purchases	2,869	13,735
Subject to Statute other than CICA	55	2,605
<b>KIND OF CONTRACT ACTION</b>		
Initial Letter Contract	73	65,712
Def. Contract Superseding Letter	7	6,890
New Definitive Contract	3,086	1,731,363
Small Purchase Procedure	2,794	13,442
Order Under IDC	6,361	508,988
Order Under BOA	19	24,240
Order /Mod Under GSA Schedule	881	59,897
Order/Mod Under VA Schedule	0	0
Modifications	3,931	704,441
Termination for Default	5	74
Termination for Convenience	9	-431
<b>SYNOPSIS OF PROCUREMENT PRIOR TO AWARD</b>		
Synopsized Prior to Award	11,040	1,959,247
Not Synopsized Due to Urgency	181	27,461
Not Synopsized for Other Reason	5,945	1,127,908



FEDERAL PROCUREMENT DATA SYSTEM  
**GENERAL SERVICES ADMINISTRATION**  
 Actions Reported Individually on SF279  
 Fiscal Year 1989 Through Fourth Quarter

SOLICITATION PROCEDURE	Actions	Dollars (000)
Full and Open Competition - Sealed Bid	4,094	385,088
Full and Open Competition - Comp Proposal	2,729	1,236,321
Full and Open Competition - Combination	16	2,224
Architect Engineer	663	90,204
Basic Research	0	0
Multiple Award Schedule	387	24,749
Alternate Source/Reduced Cost	0	0
Alternate Source/Mobilization	2	405
Alternate Source/Eng R & D	0	0
Set-aside	2,728	226,020
Other than Full and Open Competition	2,845	811,022
<b>FULL AND OPEN COMPETITION WITH ONLY ONE BIDDER/OFFERER</b>	<b>469</b>	<b>38,161</b>
<b>AUTHORITY FOR OTHER THAN FULL AND OPEN COMPETITION</b>		
Only One Source	1,332	633,793
- Follow-on Contract	3	143
- Utilities (Regulated & Telecommunications)	1,149	106,929
Unusual & Compelling Urgency	206	31,096
Mobilization/Essential R&D	0	0
International Agreement	0	0
Authorized by Statute	1,300	117,859
Authorized Resale	2	238
National Security	5	28,036
Public Interest	0	0
<b>EXTENT COMPETED</b>		
Competed	12,879	2,011,213
Not Available for Competition	3,183	521,318
Follow-on to Competed Action	26	471,264
Not Competed	1,078	110,821
<b>TYPE OF CONTRACT</b>		
Fixed Price	16,130	3,025,151
Cost Reimbursement	1,021	88,212
Time and Material	8	272
Labor Hour	7	961
<b>TYPE OF CONTRACTOR</b>		
Small Disadvantaged Business	943	131,119
Other Small Business	9,200	708,637
Large Business	5,918	2,202,811
Sheltered Workshops	1,087	70,453
Educational & Nonprofit	6	1,047
State & Local Government	7	193
Foreign Contractor	0	0
Domestic Contractor Performing Outside US	7	356
<b>WOMAN-OWNED SMALL BUSINESS</b>	<b>451</b>	<b>29,348</b>
<b>PREFERENCE PROGRAMS</b>		
Directed to Sheltered Workshop	1,082	69,231
8 (a) Program	270	48,194
Combined LSA/SB Set-aside	566	60,346
Small Business Set-aside	3,914	226,694
Labor Surplus Area Set-aside	477	107,946
Tie Bid Preference	16	403
Buy Indian/Self Determination Act	3	22
No Preference Program or Not Listed	10,838	2,601,778
<b>SUBJECT TO LABOR STATUTES</b>		
Walsh Healy Act - Manufacturer	4,582	670,780
Walsh Healy Act - Dealer	590	532,487
Service Contract Act	2,488	440,777
Davis Bacon Act	4,572	804,579
Not Subject to Above Acts	4,934	665,993
<b>PRODUCT OR SERVICE</b>		
Supplies & Equipment	6,144	782,651
ADP Equipment, Purchase and Lease	72	524,227
Research & Development	1	29
Construction	5,755	812,768
Architect & Engineering	766	94,017
Real Property, Purchase & Lease, or Maintenance	16	24,077
ADP Services	1,122	196,951
Other Services	3,290	669,898

FEDERAL PROCUREMENT DATA SYSTEM  
**INTERNATIONAL TRADE COMMISSION**  
 Actions Reported in Summary on SF281  
 Fiscal Year 1989 Through Fourth Quarter

PART I - PRIME CONTRACTS						
	PROCUREMENT METHODS	Number of Actions (a)	NET DOLLAR AMOUNTS (000)			
			Small Business Concerns (b)	Large Business Concerns (c)	Domestic Outside U.S./ Foreign (d)	Other Entities (e)
NEW AWARDS AND MODIFICATIONS	1. Tariff or Regulated Acquisitions	0				0
	2. Contracts for Foreign Government or International Organization	3				0
	3. Small Purchases	2,522	913	232	0	1,184
	4. Delivery Orders - GSA Schedules Only	111	138	69	0	207
	5. Delivery Orders - Other Federal Schedules	27	1	6	0	7
	6. Delivery Orders - All Other	6	3	25	0	29
	7. Other Procurement Methods	14	11	0	0	14
	8. TOTAL NEW AWARDS AND MODIFICATIONS	2,683	1,068	332	0	1,421
COMPETITION	9. Competed	344	671	223	0	894
	10. Not Competed	27	0	0	0	22
	11. Not Available for Competition	2,312	395	109	0	505
MODIFICATIONS	12. TOTAL MODIFICATIONS (Excluding Line 3)	0				0

PART II - SELECTED SOCIOECONOMIC STATISTICS (Includes both new awards and modifications)					
PREFERENCE PROGRAMS			TYPE OF CONTRACTOR		
CATEGORY	Number of Actions (a)	Total net Dollars (b)	CATEGORY	Number of Actions (a)	Total net Dollars (b)
13. Small Business - Small Purchase Set-Aside	0	0	18. Small Disadvantaged Business	0	0
14. Small Business Set-Aside	0	0	19. Woman-Owned Small Business	0	0
15. Labor Surplus Area Set-Aside	0	0	20. Sheltered Workshop	0	0
16. Combined Labor Surplus/ Small Business Set-Aside	0	0			
17. 8(a) Awards	1	11			

**INTERNATIONAL TRADE COMMISSION**  
 Actions Reported Individually on SF279  
 Fiscal Year 1989 Through Fourth Quarter

	Actions	Dollars (000)
<b>TOTAL</b>	12	632
<b>CICA APPLICABILITY</b>		
Pre-CICA	0	0
CICA Awards	11	582
Small Purchases	0	0
Subject to Statute other than CICA	1	50
<b>KIND OF CONTRACT ACTION</b>		
Initial Letter Contract	0	0
Def. Contract Superseding Letter	0	0
New Definitive Contract	2	62
Small Purchase Procedure	0	0
Order Under IDC	3	154
Order Under BOA	0	0
Order /Mod Under GSA Schedule	5	305
Order/Mod Under VA Schedule	0	0
Modifications	2	111
Termination for Default	0	0
Termination for Convenience	0	0
<b>SYNOPSIS OF PROCUREMENT PRIOR TO AWARD</b>		
Synopsized Prior to Award	11	546
Not Synopsized Due to Urgency	0	0
Not Synopsized for Other Reason	1	86

FEDERAL PROCUREMENT DATA SYSTEM  
**INTERNATIONAL TRADE COMMISSION**  
 Actions Reported Individually on SF279  
 Fiscal Year 1989 Through Fourth Quarter

SOLICITATION PROCEDURE	Actions	Dollars (000)
Full and Open Competition - Sealed Bid	0	0
Full and Open Competition - Comp Proposal	7	369
Full and Open Competition - Combination	0	0
Architect Engineer	0	0
Basic Research	0	0
Multiple Award Schedule	3	143
Alternate Source/Reduced Cost	0	0
Alternate Source/Mobilization	0	0
Alternate Source/Eng R & D	0	0
Set-aside	0	0
Other than Full and Open Competition	1	70
<b>FULL AND OPEN COMPETITION WITH ONLY ONE BIDDER/OFFERER</b>	<b>1</b>	<b>35</b>
<b>AUTHORITY FOR OTHER THAN FULL AND OPEN COMPETITION</b>		
Only One Source	0	0
- Follow-on Contract	0	0
- Utilities (Regulated & Telecommunications)	0	0
Unusual & Compelling Urgency	0	0
Mobilization/Essential R&D	0	0
International Agreement	0	0
Authorized by Statute	1	70
Authorized Resale	0	0
National Security	0	0
Public Interest	0	0
<b>EXTENT COMPETED</b>		
Competed	10	512
Not Available for Competition	1	70
Follow-on to Competed Action	0	0
Not Competed	1	50
<b>TYPE OF CONTRACT</b>		
Fixed Price	12	632
Cost Reimbursement	0	0
Time and Material	0	0
Labor Hour	0	0
<b>TYPE OF CONTRACTOR</b>		
Small Disadvantaged Business	0	0
Other Small Business	4	246
Large Business	8	386
Sheltered Workshops	0	0
Educational & Nonprofit	0	0
State & Local Government	0	0
Foreign Contractor	0	0
Domestic Contractor Performing Outside US	0	0
<b>WOMAN-OWNED SMALL BUSINESS</b>	<b>0</b>	<b>0</b>
<b>PREFERENCE PROGRAMS</b>		
Directed to Sheltered Workshop	0	0
8 (a) Program	0	0
Combined LSA/SB Set-aside	0	0
Small Business Set-aside	0	0
Labor Surplus Area Set-aside	0	0
Tie Bid Preference	0	0
Buy Indian/Self Determination Act	0	0
No Preference Program or Not Listed	12	632
<b>SUBJECT TO LABOR STATUTES</b>		
Walsh Healy Act - Manufacturer	6	332
Walsh Healy Act - Dealer	1	57
Service Contract Act	4	193
Davis Bacon Act	0	0
Not Subject to Above Acts	1	50
<b>PRODUCT OR SERVICE</b>		
Supplies & Equipment	2	93
ADP Equipment, Purchase and Lease	5	318
Research & Development	0	0
Construction	0	0
Architect & Engineering	1	35
Real Property, Purchase & Lease, or Maintenance	0	0
ADP Services	2	77
Other Services	2	111

FEDERAL PROCUREMENT DATA SYSTEM  
**INTERSTATE COMMERCE COMMISSION**  
 Actions Reported in Summary on SF281  
 Fiscal Year 1989 Through Fourth Quarter

PART I - PRIME CONTRACTS							
NEW AWARDS AND MODIFICATIONS	PROCUREMENT METHODS	Number of Actions (a)	NET DOLLAR AMOUNTS (000)				Total Dollars (f)
			Small Business Concerns (b)	Large Business Concerns (c)	Domestic Outside U.S./ Foreign (d)	Other Entities (e)	
	1. Tariff or Regulated Acquisitions	0					0
	2. Contracts for Foreign Government or International Organization	0					0
	3. Small Purchases	700	258	175	0	61	494
	4. Delivery Orders - GSA Schedules Only	180	91	412	0	19	522
	5. Delivery Orders - Other Federal Schedules	0	0	0	0	0	0
	6. Delivery Orders - All Other	0	0	0	0	0	0
	7. Other Procurement Methods	2	1	0	0	0	1
	8. TOTAL NEW AWARDS AND MODIFICATIONS	882	350	587	0	80	1,017
COMPETITION	9. Competed	591	250	466	0	0	716
	10. Not Competed	291	100	121	0	80	301
	11. Not Available for Competition	0	0	0	0	0	0
MODIFICATIONS	12. TOTAL MODIFICATIONS (Excluding Line 3)	105					326

PART II - SELECTED SOCIOECONOMIC STATISTICS (Includes both new awards and modifications)					
PREFERENCE PROGRAMS			TYPE OF CONTRACTOR		
CATEGORY	Number of Actions (a)	Total net Dollars (b)	CATEGORY	Number of Actions (a)	Total net Dollars (b)
13. Small Business - Small Purchase Set-Aside	215	216	18. Small Disadvantaged Business	81	60
14. Small Business Set-Aside	0	0	19. Woman-Owned Small Business	1	2
15. Labor Surplus Area Set-Aside	0	0	20. Sheltered Workshop	0	0
16. Combined Labor Surplus/ Small Business Set-Aside	0	0			
17. 8(a) Awards	0	0			

**INTERSTATE COMMERCE COMMISSION**  
 Actions Reported Individually on SF279  
 Fiscal Year 1989 Through Fourth Quarter

	Actions	Dollars (000)
<b>TOTAL</b>	2	950
<b>CICA APPLICABILITY</b>		
Pre-CICA	0	0
CICA Awards	2	950
Small Purchases	0	0
Subject to Statute other than CICA	0	0
<b>KIND OF CONTRACT ACTION</b>		
Initial Letter Contract	0	0
Def. Contract Superseding Letter	0	0
New Definitive Contract	2	950
Small Purchase Procedure	0	0
Order Under IDC	0	0
Order Under BOA	0	0
Order /Mod Under GSA Schedule	0	0
Order/Mod Under VA Schedule	0	0
Modifications	0	0
Termination for Default	0	0
Termination for Convenience	0	0
<b>SYNOPSIS OF PROCUREMENT PRIOR TO AWARD</b>		
Synopsized Prior to Award	2	950
Not Synopsized Due to Urgency	0	0
Not Synopsized for Other Reason	0	0

**FEDERAL PROCUREMENT DATA SYSTEM**  
**INTERSTATE COMMERCE COMMISSION**  
**Actions Reported Individually on SF279**  
**Fiscal Year 1989 Through Fourth Quarter**

SOLICITATION PROCEDURE	Actions	Dollars (000)
Full and Open Competition - Sealed Bid	0	0
Full and Open Competition - Comp Proposal	1	350
Full and Open Competition - Combination	0	0
Architect Engineer	0	0
Basic Research	0	0
Multiple Award Schedule	0	0
Alternate Source/Reduced Cost	0	0
Alternate Source/Mobilization	0	0
Alternate Source/Eng R & D	0	0
Set-aside	0	0
Other than Full and Open Competition	1	600
<b>FULL AND OPEN COMPETITION WITH ONLY ONE BIDDER/OFFERER</b>	<b>0</b>	<b>0</b>
<b>AUTHORITY FOR OTHER THAN FULL AND OPEN COMPETITION</b>		
Only One Source	0	0
- Follow-on Contract	0	0
- Utilities (Regulated & Telecommunications)	0	0
Unusual & Compelling Urgency	0	0
Mobilization/Essential R&D	0	0
International Agreement	0	0
Authorized by Statute	1	600
Authorized Resale	0	0
National Security	0	0
Public Interest	0	0
<b>EXTENT COMPETED</b>		
Competed	1	350
Not Available for Competition	1	600
Follow-on to Competed Action	0	0
Not Competed	0	0
<b>TYPE OF CONTRACT</b>		
Fixed Price	2	950
Cost Reimbursement	0	0
Time and Material	0	0
Labor Hour	0	0
<b>TYPE OF CONTRACTOR</b>		
Small Disadvantaged Business	0	0
Other Small Business	0	0
Large Business	1	600
Sheltered Workshops	0	0
Educational & Nonprofit	1	350
State & Local Government	0	0
Foreign Contractor	0	0
Domestic Contractor Performing Outside US	0	0
<b>WOMAN-OWNED SMALL BUSINESS</b>	<b>0</b>	<b>0</b>
<b>PREFERENCE PROGRAMS</b>		
Directed to Sheltered Workshop	0	0
8 (a) Program	0	0
Combined LSA/SB Set-aside	0	0
Small Business Set-aside	0	0
Labor Surplus Area Set-aside	0	0
Tie Bid Preference	0	0
Buy Indian/Self Determination Act	0	0
No Preference Program or Not Listed	2	950
<b>SUBJECT TO LABOR STATUTES</b>		
Walsh Healy Act - Manufacturer	0	0
Walsh Healy Act - Dealer	0	0
Service Contract Act	2	950
Davis Bacon Act	0	0
Not Subject to Above Acts	0	0
<b>PRODUCT OR SERVICE</b>		
Supplies & Equipment	0	0
ADP Equipment, Purchase and Lease	0	0
Research & Development	0	0
Construction	0	0
Architect & Engineering	0	0
Real Property, Purchase & Lease, or Maintenance	0	0
ADP Services	1	600
Other Services	1	350

FEDERAL PROCUREMENT DATA SYSTEM  
**MERIT SYSTEMS PROTECTION BOARD**  
 Actions Reported in Summary on SF281  
 Fiscal Year 1989 Through Fourth Quarter

PART I - PRIME CONTRACTS							
	PROCUREMENT METHODS	Number of Actions (a)	NET DOLLAR AMOUNTS (000)				
			Small Business Concerns (b)	Large Business Concerns (c)	Domestic Outside U.S./ Foreign (d)	Other Entities (e)	Total Dollars (f)
NEW AWARDS AND MODIFICATIONS	1. Tariff or Regulated Acquisitions	28				18	
	2. Contracts for Foreign Government or International Organization	0				0	
	3. Small Purchases	2,381	735	273	0	0	1,008
	4. Delivery Orders - GSA Schedules Only	1,326	126	534	2	1	663
	5. Delivery Orders - Other Federal Schedules	49	1	101	0	0	102
	6. Delivery Orders - All Other	139	14	8	0	0	22
	7. Other Procurement Methods	138	48	107	0	55	210
	8. TOTAL NEW AWARDS AND MODIFICATIONS	4,061	924	1,023	2	56	2,023
COMPETITION	9. Competed	3,418	780	883	2	1	1,666
	10. Not Competed	383	108	107	0	0	215
	11. Not Available for Competition	260	36	33	0	55	142
MODIFICATIONS	12. TOTAL MODIFICATIONS (Excluding Line 3)	0					0

PART II - SELECTED SOCIOECONOMIC STATISTICS (Includes both new awards and modifications)					
PREFERENCE PROGRAMS			TYPE OF CONTRACTOR		
CATEGORY	Number of Actions (a)	Total net Dollars (b)	CATEGORY	Number of Actions (a)	Total net Dollars (b)
13. Small Business - Small Purchase Set-Aside	14	8	18. Small Disadvantaged Business	45	27
14. Small Business Set-Aside	11	7	19. Woman-Owned Small Business	694	128
15. Labor Surplus Area Set-Aside	5	4	20. Sheltered Workshop	0	0
16. Combined Labor Surplus/ Small Business Set-Aside	2	4			
17. 8(a) Awards	27	19			

**MERIT SYSTEMS PROTECTION BOARD**  
 Actions Reported Individually on SF279  
 Fiscal Year 1989 Through Fourth Quarter

	Actions	Dollars (000)
<b>TOTAL</b>	11	333
<b>CICA APPLICABILITY</b>		
Pre-CICA	0	0
CICA Awards	11	333
Small Purchases	0	0
Subject to Statute other than CICA	0	0
<b>KIND OF CONTRACT ACTION</b>		
Initial Letter Contract	0	0
Def. Contract Superseding Letter	0	0
New Definitive Contract	0	0
Small Purchase Procedure	0	0
Order Under IDC	0	0
Order Under BOA	0	0
Order /Mod Under GSA Schedule	11	333
Order/Mod Under VA Schedule	0	0
Modifications	0	0
Termination for Default	0	0
Termination for Convenience	0	0
<b>SYNOPSIS OF PROCUREMENT PRIOR TO AWARD</b>		
Synopsized Prior to Award	0	0
Not Synopsized Due to Urgency	0	0
Not Synopsized for Other Reason	11	333

FEDERAL PROCUREMENT DATA SYSTEM  
**MERIT SYSTEMS PROTECTION BOARD**  
 Actions Reported Individually on SF279  
 Fiscal Year 1989 Through Fourth Quarter

SOLICITATION PROCEDURE	Actions	Dollars (000)
Full and Open Competition - Sealed Bid	0	0
Full and Open Competition - Comp Proposal	10	294
Full and Open Competition - Combination	0	0
Architect Engineer	0	0
Basic Research	0	0
Multiple Award Schedule	1	39
Alternate Source/Reduced Cost	0	0
Alternate Source/Mobilization	0	0
Alternate Source/Eng R & D	0	0
Set-aside	0	0
Other than Full and Open Competition	0	0
<b>FULL AND OPEN COMPETITION WITH ONLY ONE BIDDER/OFFERER</b>	<b>0</b>	<b>0</b>
<b>AUTHORITY FOR OTHER THAN FULL AND OPEN COMPETITION</b>		
Only One Source	0	0
- Follow-on Contract	0	0
- Utilities (Regulated & Telecommunications)	0	0
Unusual & Compelling Urgency	0	0
Mobilization/Essential R&D	0	0
International Agreement	0	0
Authorized by Statute	0	0
Authorized Resale	0	0
National Security	0	0
Public Interest	0	0
<b>EXTENT COMPETED</b>		
Competed	11	333
Not Available for Competition	0	0
Follow-on to Competed Action	0	0
Not Competed	0	0
<b>TYPE OF CONTRACT</b>		
Fixed Price	11	333
Cost Reimbursement	0	0
Time and Material	0	0
Labor Hour	0	0
<b>TYPE OF CONTRACTOR</b>		
Small Disadvantaged Business	0	0
Other Small Business	10	294
Large Business	1	39
Sheltered Workshops	0	0
Educational & Nonprofit	0	0
State & Local Government	0	0
Foreign Contractor	0	0
Domestic Contractor Performing Outside US	0	0
<b>WOMAN-OWNED SMALL BUSINESS</b>	<b>0</b>	<b>0</b>
<b>PREFERENCE PROGRAMS</b>		
Directed to Sheltered Workshop	0	0
8 (a) Program	0	0
Combined LSA/SB Set-aside	0	0
Small Business Set-aside	0	0
Labor Surplus Area Set-aside	0	0
Tie Bid Preference	0	0
Buy Indian/Self Determination Act	0	0
No Preference Program or Not Listed	11	333
<b>SUBJECT TO LABOR STATUTES</b>		
Walsh Healy Act - Manufacturer	1	39
Walsh Healy Act - Dealer	10	294
Service Contract Act	0	0
Davis Bacon Act	0	0
Not Subject to Above Acts	0	0
<b>PRODUCT OR SERVICE</b>		
Supplies & Equipment	0	0
ADP Equipment, Purchase and Lease	11	333
Research & Development	0	0
Construction	0	0
Architect & Engineering	0	0
Real Property, Purchase & Lease, or Maintenance	0	0
ADP Services	0	0
Other Services	0	0

FEDERAL PROCUREMENT DATA SYSTEM  
**NATIONAL AERONAUTICS AND SPACE ADMINISTRATION**  
 Actions Reported in Summary on SF281  
 Fiscal Year 1989 Through Fourth Quarter

PART I - PRIME CONTRACTS							
	PROCUREMENT METHODS	Number of Actions (a)	NET DOLLAR AMOUNTS (000)				
			Small Business Concerns (b)	Large Business Concerns (c)	Domestic Outside U.S./ Foreign (d)	Other Entities (e)	Total Dollars (f)
NEW AWARDS AND MODIFICATIONS	1. Tariff or Regulated Acquisitions	0				0	
	2. Contracts for Foreign Government or International Organization	0				0	
	3. Small Purchases	71,548	101,599	31,972	1,076	3,843	138,490
	4. Delivery Orders - GSA Schedules Only	11,192	16,906	29,708	0	0	46,614
	5. Delivery Orders - Other Federal Schedules	0	0	0	0	0	0
	6. Delivery Orders - All Other	0	0	0	0	0	0
	7. Other Procurement Methods	18	343	0	0	0	343
	8. TOTAL NEW AWARDS AND MODIFICATIONS	82,756	118,848	61,880	1,076	3,843	185,447
COMPETITION	9. Competed	32,258	85,170	39,661	0	161	124,992
	10. Not Competed	11,081	20,109	19,398	1,016	3,335	43,858
	11. Not Available for Competition	39,417	13,569	2,621	60	347	16,597
MODIFICATIONS	12. TOTAL MODIFICATIONS (Excluding Line 3)	0					0

PART II - SELECTED SOCIOECONOMIC STATISTICS (Includes both new awards and modifications)					
PREFERENCE PROGRAMS			TYPE OF CONTRACTOR		
CATEGORY	Number of Actions (a)	Total net Dollars (b)	CATEGORY	Number of Actions (a)	Total net Dollars (b)
13. Small Business - Small Purchase Set-Aside	27,916	86,995	18. Small Disadvantaged Business	1,525	2,272
14. Small Business Set-Aside	0	0	19. Woman-Owned Small Business	2,822	4,836
15. Labor Surplus Area Set-Aside	0	0	20. Sheltered Workshop	0	0
16. Combined Labor Surplus/ Small Business Set-Aside	0	0			
17. 8(a) Awards	18	343			

**NATIONAL AERONAUTICS AND SPACE ADMINISTRATION**  
 Actions Reported Individually on SF279  
 Fiscal Year 1989 Through Fourth Quarter

	Actions	Dollars (000)
<b>TOTAL</b>	9,833	9,811,444
<b>CICA APPLICABILITY</b>		
Pre-CICA	1,844	5,015,003
CICA Awards	7,978	4,796,327
Small Purchases	13	114
Subject to Statute other than CICA	0	0
<b>KIND OF CONTRACT ACTION</b>		
Initial Letter Contract	10	37,520
Def. Contract Superseding Letter	0	0
New Definitive Contract	1,737	455,669
Small Purchase Procedure	13	114
Order Under IDC	15	6,683
Order Under BOA	13	1,407
Order /Mod Under GSA Schedule	597	30,289
Order/Mod Under VA Schedule	1	88
Modifications	7,441	9,279,757
Termination for Default	2	148
Termination for Convenience	4	-231
<b>SYNOPSIS OF PROCUREMENT PRIOR TO AWARD</b>		
Synopsized Prior to Award	7,430	8,096,840
Not Synopsized Due to Urgency	99	75,109
Not Synopsized for Other Reason	2,304	1,639,495



FEDERAL PROCUREMENT DATA SYSTEM  
**NATIONAL AERONAUTICS AND SPACE ADMINISTRATION**  
 Actions Reported Individually on SF279  
 Fiscal Year 1989 Through Fourth Quarter

SOLICITATION PROCEDURE	Actions	Dollars (000)
Full and Open Competition - Sealed Bid	659	92,706
Full and Open Competition - Comp Proposal	2,511	2,356,636
Full and Open Competition - Combination	30	17,163
Architect Engineer	200	28,072
Basic Research	194	37,154
Multiple Award Schedule	527	27,718
Alternate Source/Reduced Cost	39	98,318
Alternate Source/Mobilization	14	7,052
Alternate Source/Eng R & D	12	654
Set-aside	1,497	211,103
Other than Full and Open Competition	2,293	1,919,753
<b>FULL AND OPEN COMPETITION WITH ONLY ONE BIDDER/OFFERER</b>	<b>665</b>	<b>436,605</b>
<b>AUTHORITY FOR OTHER THAN FULL AND OPEN COMPETITION</b>		
Only One Source	1,272	1,451,010
- Follow-on Contract	142	137,212
- Utilities (Regulated & Telecommunications)	60	20,612
Unusual & Compelling Urgency	234	175,411
Mobilization/Essential R&D	115	107,167
International Agreement	2	10,800
Authorized by Statute	657	170,958
Authorized Resale	0	0
National Security	13	4,409
Public Interest	0	0
<b>EXTENT COMPLETED</b>		
Completed	6,886	6,922,312
Not Available for Competition	811	205,714
Follow-on to Completed Action	48	269,617
Not Completed	2,088	2,413,801
<b>TYPE OF CONTRACT</b>		
Fixed Price	4,708	946,772
Cost Reimbursement	4,998	8,858,680
Time and Material	111	5,385
Labor Hour	16	607
<b>TYPE OF CONTRACTOR</b>		
Small Disadvantaged Business	979	271,474
Other Small Business	3,142	462,896
Large Business	4,528	7,651,999
Sheltered Workshops	0	0
Educational & Nonprofit	562	1,248,143
State & Local Government	511	114,719
Foreign Contractor	94	59,174
Domestic Contractor Performing Outside US	17	3,039
<b>WOMAN-OWNED SMALL BUSINESS</b>	<b>269</b>	<b>56,955</b>
<b>PREFERENCE PROGRAMS</b>		
Directed to Sheltered Workshop	0	0
8 (a) Program	732	181,924
Combined LSA/SB Set-aside	87	14,372
Small Business Set-aside	1,800	273,249
Labor Surplus Area Set-aside	9	664
Tie Bid Preference	0	0
Buy Indian/Self Determination Act	0	0
No Preference Program or Not Listed	7,405	9,341,235
<b>SUBJECT TO LABOR STATUTES</b>		
Walsh Healy Act - Manufacturer	2,702	3,164,499
Walsh Healy Act - Dealer	1,024	451,554
Service Contract Act	1,386	2,040,465
Devis Bacon Act	668	291,925
Not Subject to Above Acts	4,053	3,863,001
<b>PRODUCT OR SERVICE</b>		
Supplies & Equipment	1,141	1,834,021
ADP Equipment, Purchase and Lease	822	142,411
Research & Development	4,186	3,646,622
Construction	751	333,623
Architect & Engineering	379	60,189
Real Property, Purchase & Lease, or Maintenance	24	2,847
ADP Services	339	278,590
Other Services	2,191	3,513,141

FEDERAL PROCUREMENT DATA SYSTEM  
**NATIONAL ARCHIVES AND RECORDS ADMINISTRATION**  
 Actions Reported in Summary on SF281  
 Fiscal Year 1989 Through Fourth Quarter

PART I - PRIME CONTRACTS							
	PROCUREMENT METHODS	Number of Actions (a)	NET DOLLAR AMOUNTS (000)				
			Small Business Concerns (b)	Large Business Concerns (c)	Domestic Outside U.S./ Foreign (d)	Other Entities (e)	Total Dollars (f)
NEW AWARDS AND MODIFICATIONS	1. Tariff or Regulated Acquisitions	135				49	
	2. Contracts for Foreign Government or International Organization	0				0	
	3. Small Purchases	5,253	2,330	795	2	89	3,216
	4. Delivery Orders - GSA Schedules Only	2,582	888	1,489	0	7	2,384
	5. Delivery Orders - Other Federal Schedules	101	36	35	0	2	73
	6. Delivery Orders - All Other	619	391	311	0	6	708
	7. Other Procurement Methods	249	25	34	0	8	67
	8. TOTAL NEW AWARDS AND MODIFICATIONS	8,939	3,670	2,664	2	112	6,497
COMPETITION	9. Competed	4,309	2,679	2,035	0	8	4,722
	10. Not Competed	1,962	630	245	2	26	903
	11. Not Available for Competition	2,668	361	384	0	78	872
MODIFICATIONS	12. TOTAL MODIFICATIONS (Excluding Line 3)	24					-38

PART II - SELECTED SOCIOECONOMIC STATISTICS (Includes both new awards and modifications)					
PREFERENCE PROGRAMS			TYPE OF CONTRACTOR		
CATEGORY	Number of Actions (a)	Total net Dollars (b)	CATEGORY	Number of Actions (a)	Total net Dollars (b)
13. Small Business - Small Purchase Set-Aside	2,600	1,811	18. Small Disadvantaged Business	10	5
14. Small Business Set-Aside	26	57	19. Woman-Owned Small Business	41	9
15. Labor Surplus Area Set-Aside	0	0	20. Sheltered Workshop	0	0
16. Combined Labor Surplus/ Small Business Set-Aside	0	0			
17. 8(a) Awards	0	0			

**NATIONAL ARCHIVES AND RECORDS ADMINISTRATION**  
 Actions Reported Individually on SF279  
 Fiscal Year 1989 Through Fourth Quarter

	Actions	Dollars (000)
<b>TOTAL</b>	48	6,235
<b>CICA APPLICABILITY</b>		
Pre-CICA	0	0
CICA Awards	44	5,784
Small Purchases	0	0
Subject to Statute other than CICA	2	471
<b>KIND OF CONTRACT ACTION</b>		
Initial Letter Contract	0	0
Def. Contract Superseding Letter	1	370
New Definitive Contract	9	2,860
Small Purchase Procedure	0	0
Order Under IDC	23	2,349
Order Under BOA	1	36
Order /Mod Under GSA Schedule	12	620
Order/Mod Under VA Schedule	0	0
Modifications	0	0
Termination for Default	0	0
Termination for Convenience	0	0
<b>SYNOPSIS OF PROCUREMENT PRIOR TO AWARD</b>		
Synopsized Prior to Award	23	2,499
Not Synopsized Due to Urgency	0	0
Not Synopsized for Other Reason	23	3,736

FEDERAL PROCUREMENT DATA SYSTEM  
**NATIONAL ARCHIVES AND RECORDS ADMINISTRATION**  
 Actions Reported Individually on SF279  
 Fiscal Year 1989 Through Fourth Quarter

SOLICITATION PROCEDURE	Actions	Dollars (000)
Full and Open Competition - Sealed Bid	12	1,499
Full and Open Competition - Comp Proposal	11	2,031
Full and Open Competition - Combination	0	0
Architect Engineer	0	0
Basic Research	0	0
Multiple Award Schedule	11	561
Alternate Source/Reduced Cost	0	0
Alternate Source/Mobilization	0	0
Alternate Source/Eng R & D	0	0
Set-aside	2	243
Other than Full and Open Competition	8	1,430
<b>FULL AND OPEN COMPETITION WITH ONLY ONE BIDDER/OFFERER</b>	<b>3</b>	<b>108</b>
<b>AUTHORITY FOR OTHER THAN FULL AND OPEN COMPETITION</b>		
Only One Source	8	1,430
- Follow-on Contract	0	0
- Utilities (Regulated & Telecommunications)	5	1,027
Unusual & Compelling Urgency	0	0
Mobilization/Essential R&D	0	0
International Agreement	0	0
Authorized by Statute	0	0
Authorized Resale	0	0
National Security	0	0
Public Interest	0	0
<b>EXTENT COMPETED</b>		
Competed	36	4,334
Not Available for Competition	4	575
Follow-on to Competed Action	0	0
Not Competed	6	1,326
<b>TYPE OF CONTRACT</b>		
Fixed Price	46	6,235
Cost Reimbursement	0	0
Time and Material	0	0
Labor Hour	0	0
<b>TYPE OF CONTRACTOR</b>		
Small Disadvantaged Business	3	501
Other Small Business	19	3,125
Large Business	21	2,278
Sheltered Workshops	1	232
Educational & Nonprofit	1	49
State & Local Government	1	50
Foreign Contractor	0	0
Domestic Contractor Performing Outside US	0	0
<b>WOMAN-OWNED SMALL BUSINESS</b>	<b>1</b>	<b>99</b>
<b>PREFERENCE PROGRAMS</b>		
Directed to Sheltered Workshop	1	232
8 (a) Program	0	0
Combined LSA/SB Set-aside	0	0
Small Business Set-aside	19	2,102
Labor Surplus Area Set-aside	0	0
Tie Bid Preference	0	0
Buy Indian/Self Determination Act	0	0
No Preference Program or Not Listed	26	3,901
<b>SUBJECT TO LABOR STATUTES</b>		
Walsh Healy Act - Manufacturer	13	1,687
Walsh Healy Act - Dealer	3	135
Service Contract Act	17	3,516
Davis Bacon Act	1	196
Not Subject to Above Acts	12	699
<b>PRODUCT OR SERVICE</b>		
Supplies & Equipment	6	660
ADP Equipment, Purchase and Lease	6	325
Research & Development	0	0
Construction	1	36
Architect & Engineering	0	0
Real Property, Purchase & Lease, or Maintenance	1	198
ADP Services	3	205
Other Services	29	4,811

FEDERAL PROCUREMENT DATA SYSTEM  
**NATIONAL CAPITAL PLANNING COMMISSION**  
 Actions Reported in Summary on SF281  
 Fiscal Year 1989 Through Fourth Quarter

PART I - PRIME CONTRACTS						
	PROCUREMENT METHODS	Number of Actions (a)	NET DOLLAR AMOUNTS (000)			
			Small Business Concerns (b)	Large Business Concerns (c)	Domestic Outside U.S./ Foreign (d)	Other Entities (e)
NEW AWARDS AND MODIFICATIONS	1. Tariff or Regulated Acquisitions	0				0
	2. Contracts for Foreign Government or International Organization	0				0
	3. Small Purchases	70	14	6	0	20
	4. Delivery Orders - GSA Schedules Only	17	4	4	0	8
	5. Delivery Orders - Other Federal Schedules	8	4	9	0	13
	6. Delivery Orders - All Other	7	1	0	0	1
	7. Other Procurement Methods	2	4	0	0	4
	8. TOTAL NEW AWARDS AND MODIFICATIONS	104	27	19	0	46
COMPETITION	9. Competed	78	23	19	0	42
	10. Not Competed	26	4	0	0	4
	11. Not Available for Competition	0	0	0	0	0
MODIFICATIONS	12. TOTAL MODIFICATIONS (Excluding Line 3)	30				13

PART II - SELECTED SOCIOECONOMIC STATISTICS (Includes both new awards and modifications)					
PREFERENCE PROGRAMS			TYPE OF CONTRACTOR		
CATEGORY	Number of Actions (a)	Total net Dollars (b)	CATEGORY	Number of Actions (a)	Total net Dollars (b)
13. Small Business - Small Purchase Set-Aside	0	0	18. Small Disadvantaged Business	0	0
14. Small Business Set-Aside	0	0	19. Woman-Owned Small Business	8	6
15. Labor Surplus Area Set-Aside	0	0	20. Sheltered Workshop	0	0
16. Combined Labor Surplus/ Small Business Set-Aside	0	0			
17. 8(a) Awards	2	4			

**NATIONAL CAPITAL PLANNING COMMISSION**  
 Actions Reported Individually on SF279  
 Fiscal Year 1989 Through Fourth Quarter

	Actions	Dollars (000)
<b>TOTAL</b>	1	32
<b>CICA APPLICABILITY</b>		
Pre-CICA	0	0
CICA Awards	1	32
Small Purchases	0	0
Subject to Statute other than CICA	0	0
<b>KIND OF CONTRACT ACTION</b>		
Initial Letter Contract	0	0
Def. Contract Superseding Letter	0	0
New Definitive Contract	1	32
Small Purchase Procedure	0	0
Order Under IDC	0	0
Order Under BOA	0	0
Order /Mod Under GSA Schedule	0	0
Order/Mod Under VA Schedule	0	0
Modifications	0	0
Termination for Default	0	0
Termination for Convenience	0	0
<b>SYNOPSIS OF PROCUREMENT PRIOR TO AWARD</b>		
Synopsized Prior to Award	0	0
Not Synopsized Due to Urgency	0	0
Not Synopsized for Other Reason	1	32

FEDERAL PROCUREMENT DATA SYSTEM  
**NATIONAL CAPITAL PLANNING COMMISSION**  
 Actions Reported Individually on SF279  
 Fiscal Year 1989 Through Fourth Quarter

SOLICITATION PROCEDURE	Actions	Dollars (000)
Full and Open Competition - Sealed Bid	0	0
Full and Open Competition - Comp Proposal	0	0
Full and Open Competition - Combination	0	0
Architect Engineer	0	0
Basic Research	0	0
Multiple Award Schedule	0	0
Alternate Source/Reduced Cost	0	0
Alternate Source/Mobilization	0	0
Alternate Source/Eng R & D	0	0
Set-aside	0	0
Other than Full and Open Competition	1	32
<b>FULL AND OPEN COMPETITION WITH ONLY ONE BIDDER/OFFERER</b>	<b>0</b>	<b>0</b>
<b>AUTHORITY FOR OTHER THAN FULL AND OPEN COMPETITION</b>		
Only One Source	0	0
- Follow-on Contract	0	0
- Utilities (Regulated & Telecommunications)	0	0
Unusual & Compelling Urgency	0	0
Mobilization/Essential R&D	1	32
International Agreement	0	0
Authorized by Statute	0	0
Authorized Resale	0	0
National Security	0	0
Public Interest	0	0
	0	0
<b>EXTENT COMPETED</b>		
Competed	1	32
Not Available for Competition	0	0
Follow-on to Competed Action	0	0
Not Competed	0	0
	0	0
<b>TYPE OF CONTRACT</b>		
Fixed Price	0	0
Cost Reimbursement	1	32
Time and Material	0	0
Labor Hour	0	0
	0	0
<b>TYPE OF CONTRACTOR</b>		
Small Disadvantaged Business	0	0
Other Small Business	0	0
Large Business	0	0
Sheltered Workshops	0	0
Educational & Nonprofit	1	32
State & Local Government	0	0
Foreign Contractor	0	0
Domestic Contractor Performing Outside US	0	0
	0	0
<b>WOMAN-OWNED SMALL BUSINESS</b>	<b>0</b>	<b>0</b>
<b>PREFERENCE PROGRAMS</b>		
Directed to Sheltered Workshop	0	0
8 (a) Program	0	0
Combined LSA/SB Set-aside	0	0
Small Business Set-aside	0	0
Labor Surplus Area Set-aside	0	0
Tie Bid Preference	0	0
Buy Indian/Self Determination Act	0	0
No Preference Program or Not Listed	1	32
	1	32
<b>SUBJECT TO LABOR STATUTES</b>		
Walsh Healy Act - Manufacturer	0	0
Walsh Healy Act - Dealer	0	0
Service Contract Act	0	0
Davis Bacon Act	0	0
Not Subject to Above Acts	1	32
	1	32
<b>PRODUCT OR SERVICE</b>		
Supplies & Equipment	0	0
ADP Equipment, Purchase and Lease	0	0
Research & Development	0	0
Construction	0	0
Architect & Engineering	0	0
Real Property, Purchase & Lease, or Maintenance	0	0
ADP Services	0	0
Other Services	1	32
	1	32

FEDERAL PROCUREMENT DATA SYSTEM  
**NATIONAL FOUNDATION ON THE ARTS**  
 Actions Reported in Summary on SF281  
 Fiscal Year 1989 Through Fourth Quarter

PART I - PRIME CONTRACTS							
	PROCUREMENT METHODS	Number of Actions (a)	NET DOLLAR AMOUNTS (000)				Total Dollars (f)
			Small Business Concerns (b)	Large Business Concerns (c)	Domestic Outside U.S./ Foreign (d)	Other Entities (e)	
NEW AWARDS AND MODIFICATIONS	1. Tariff or Regulated Acquisitions	0					0
	2. Contracts for Foreign Government or International Organization	0					0
	3. Small Purchases	693	425	8	0	15	448
	4. Delivery Orders - GSA Schedules Only	162	58	117	0	0	175
	5. Delivery Orders - Other Federal Schedules	0	0	0	0	0	0
	6. Delivery Orders - All Other	0	0	0	0	0	0
	7. Other Procurement Methods	0	0	0	0	0	0
	8. TOTAL NEW AWARDS AND MODIFICATIONS	855	483	125	0	15	623
COMPETITION	9. Competed	214	287	117	0	2	406
	10. Not Competed	641	198	8	0	13	217
	11. Not Available for Competition	0	0	0	0	0	0
MODIFICATIONS	12. TOTAL MODIFICATIONS (Excluding Line 3)	0					0

PART II - SELECTED SOCIOECONOMIC STATISTICS (Includes both new awards and modifications)					
PREFERENCE PROGRAMS			TYPE OF CONTRACTOR		
CATEGORY	Number of Actions (a)	Total net Dollars (b)	CATEGORY	Number of Actions (a)	Total net Dollars (b)
13. Small Business - Small Purchase Set-Aside	27	171	18. Small Disadvantaged Business	8	7
14. Small Business Set-Aside	0	0	19. Woman-Owned Small Business	5	7
15. Labor Surplus Area Set-Aside	0	0	20. Sheltered Workshop	0	0
16. Combined Labor Surplus/ Small Business Set-Aside	0	0			
17. 8(a) Awards	0	0			

**NATIONAL FOUNDATION ON THE ARTS**  
 Actions Reported Individually on SF279  
 Fiscal Year 1989 Through Fourth Quarter

	Actions	Dollars (000)
<b>TOTAL</b>	<b>5</b>	<b>651</b>
<b>CICA APPLICABILITY</b>		
Pre-CICA	0	0
CICA Awards	8	651
Small Purchases	0	0
Subject to Statute other than CICA	0	0
<b>KIND OF CONTRACT ACTION</b>		
Initial Letter Contract	1	29
Def. Contract Superseding Letter	0	0
New Definitive Contract	2	332
Small Purchase Procedure	0	0
Order Under IDC	0	0
Order Under BOA	0	0
Order /Mod Under GSA Schedule	2	77
Order/Mod Under VA Schedule	0	0
Modifications	3	213
Termination for Default	0	0
Termination for Convenience	0	0
<b>SYNOPSIS OF PROCUREMENT PRIOR TO AWARD</b>		
Synopsized Prior to Award	5	545
Not Synopsized Due to Urgency	0	0
Not Synopsized for Other Reason	3	108

FEDERAL PROCUREMENT DATA SYSTEM  
**NATIONAL FOUNDATION ON THE ARTS**  
 Actions Reported Individually on SF279  
 Fiscal Year 1989 Through Fourth Quarter

SOLICITATION PROCEDURE	Actions	Dollars (000)
Full and Open Competition - Sealed Bid	0	0
Full and Open Competition - Comp Proposal	5	545
Full and Open Competition - Combination	0	0
Architect Engineer	0	0
Basic Research	0	0
Multiple Award Schedule	2	77
Alternate Source/Reduced Cost	0	0
Alternate Source/Mobilization	0	0
Alternate Source/Eng R & D	0	0
Set-aside	0	0
Other than Full and Open Competition	1	29
<b>FULL AND OPEN COMPETITION WITH ONLY ONE BIDDER/OFFERER</b>	<b>0</b>	<b>0</b>
<b>AUTHORITY FOR OTHER THAN FULL AND OPEN COMPETITION</b>		
Only One Source	1	29
- Follow-on Contract	0	0
- Utilities (Regulated & Telecommunications)	0	0
Unusual & Compelling Urgency	0	0
Mobilization/Essential R&D	0	0
International Agreement	0	0
Authorized by Statute	0	0
Authorized Resale	0	0
National Security	0	0
Public Interest	0	0
<b>EXTENT COMPETED</b>		
Competed	7	622
Not Available for Competition	0	0
Follow-on to Competed Action	0	0
Not Competed	1	29
<b>TYPE OF CONTRACT</b>		
Fixed Price	8	651
Cost Reimbursement	0	0
Time and Material	0	0
Labor Hour	0	0
<b>TYPE OF CONTRACTOR</b>		
Small Disadvantaged Business	2	332
Other Small Business	3	108
Large Business	3	213
Sheltered Workshops	0	0
Educational & Nonprofit	0	0
State & Local Government	0	0
Foreign Contractor	0	0
Domestic Contractor Performing Outside US	0	0
<b>WOMAN-OWNED SMALL BUSINESS</b>	<b>1</b>	<b>29</b>
<b>PREFERENCE PROGRAMS</b>		
Directed to Sheltered Workshop	0	0
8 (a) Program	0	0
Combined LSA/SB Set-aside	0	0
Small Business Set-aside	1	225
Labor Surplus Area Set-aside	0	0
Tie Bid Preference	0	0
Buy Indian/Self Determination Act	0	0
No Preference Program or Not Listed	7	426
<b>SUBJECT TO LABOR STATUTES</b>		
Walsh Healy Act - Manufacturer	0	0
Walsh Healy Act - Dealer	2	77
Service Contract Act	5	545
Davis Bacon Act	0	0
Not Subject to Above Acts	1	29
<b>PRODUCT OR SERVICE</b>		
Supplies & Equipment	1	32
ADP Equipment, Purchase and Lease	1	45
Research & Development	0	0
Construction	0	0
Architect & Engineering	0	0
Real Property, Purchase & Lease, or Maintenance	0	0
ADP Services	1	225
Other Services	5	349

FEDERAL PROCUREMENT DATA SYSTEM  
**NATIONAL FOUNDATION ON THE HUMANITIES**  
 Actions Reported in Summary on SF281  
 Fiscal Year 1989 Through Fourth Quarter

PART I - PRIME CONTRACTS							
	PROCUREMENT METHODS	Number of Actions (a)	NET DOLLAR AMOUNTS (000)				
			Small Business Concerns (b)	Large Business Concerns (c)	Domestic Outside U.S./ Foreign (d)	Other Entities (e)	Total Dollars (f)
NEW AWARDS AND MODIFICATIONS	1. Tariff or Regulated Acquisitions	0				0	
	2. Contracts for Foreign Government or International Organization	0				0	
	3. Small Purchases	828	343	184	0	5	512
	4. Delivery Orders - GSA Schedules Only	103	14	128	0	0	142
	5. Delivery Orders - Other Federal Schedules	0	0	0	0	0	0
	6. Delivery Orders - All Other	0	0	0	0	0	0
	7. Other Procurement Methods	1	4	0	0	0	4
	8. TOTAL NEW AWARDS AND MODIFICATIONS	932	361	292	0	5	658
COMPETITION	9. Competed	504	228	169	0	0	397
	10. Not Competed	428	133	123	0	5	261
	11. Not Available for Competition	0	0	0	0	0	0
MODIFICATIONS	12. TOTAL MODIFICATIONS (Excluding Line 3)	0					0

PART II - SELECTED SOCIOECONOMIC STATISTICS (Includes both new awards and modifications)					
PREFERENCE PROGRAMS			TYPE OF CONTRACTOR		
CATEGORY	Number of Actions (a)	Total net Dollars (b)	CATEGORY	Number of Actions (a)	Total net Dollars (b)
13. Small Business - Small Purchase Set-Aside	611	329	18. Small Disadvantaged Business	4	2
14. Small Business Set-Aside	0	0	19. Woman-Owned Small Business	52	78
15. Labor Surplus Area Set-Aside	0	0	20. Sheltered Workshop	0	0
16. Combined Labor Surplus/ Small Business Set-Aside	0	0			
17. 8(a) Awards	0	0			

**NATIONAL FOUNDATION ON THE HUMANITIES**  
 Actions Reported Individually on SF279  
 Fiscal Year 1989 Through Fourth Quarter

	Actions	Dollars (000)
<b>TOTAL</b>	10	520
<b>CICA APPLICABILITY</b>		
Pre-CICA	0	0
CICA Awards	8	508
Small Purchases	0	0
Subject to Statute other than CICA	2	12
<b>KIND OF CONTRACT ACTION</b>		
Initial Letter Contract	0	0
Def. Contract Superseding Letter	0	0
New Definitive Contract	1	23
Small Purchase Procedure	2	12
Order Under IDC	0	0
Order Under BOA	0	0
Order /Mod Under GSA Schedule	3	34
Order/Mod Under VA Schedule	0	0
Modifications	4	451
Termination for Default	0	0
Termination for Convenience	0	0
<b>SYNOPSIS OF PROCUREMENT PRIOR TO AWARD</b>		
Synopsisized Prior to Award	5	474
Not Synopsisized Due to Urgency	0	0
Not Synopsisized for Other Reason	5	48



FEDERAL PROCUREMENT DATA SYSTEM  
**NATIONAL FOUNDATION ON THE HUMANITIES**  
 Actions Reported Individually on SF279  
 Fiscal Year 1989 Through Fourth Quarter

SOLICITATION PROCEDURE	Actions	Dollars (000)
Full and Open Competition - Sealed Bid	0	0
Full and Open Competition - Comp Proposal	1	23
Full and Open Competition - Combination	0	0
Architect Engineer	0	0
Basic Research	0	0
Multiple Award Schedule	3	34
Alternate Source/Reduced Cost	0	0
Alternate Source/Mobilization	0	0
Alternate Source/Eng R & D	0	0
Set-aside	0	0
Other than Full and Open Competition	4	451
<b>FULL AND OPEN COMPETITION WITH ONLY ONE BIDDER/OFFERER</b>	<b>0</b>	<b>0</b>
<b>AUTHORITY FOR OTHER THAN FULL AND OPEN COMPETITION</b>		
Only One Source	4	451
- Follow-on Contract	4	451
- Utilities (Regulated & Telecommunications)	0	0
Unusual & Compelling Urgency	0	0
Mobilization/Essential R&D	0	0
International Agreement	0	0
Authorized by Statute	0	0
Authorized Resale	0	0
National Security	0	0
Public Interest	0	0
<b>EXTENT COMPETED</b>		
Competed	4	57
Not Available for Competition	2	12
Follow-on to Competed Action	0	0
Not Competed	4	451
<b>TYPE OF CONTRACT</b>		
Fixed Price	5	133
Cost Reimbursement	4	293
Time and Material	0	0
Labor Hour	1	94
<b>TYPE OF CONTRACTOR</b>		
Small Disadvantaged Business	1	94
Other Small Business	3	357
Large Business	4	57
Sheltered Workshops	2	12
Educational & Nonprofit	0	0
State & Local Government	0	0
Foreign Contractor	0	0
Domestic Contractor Performing Outside US	0	0
<b>WOMAN-OWNED SMALL BUSINESS</b>	<b>1</b>	<b>94</b>
<b>PREFERENCE PROGRAMS</b>		
Directed to Sheltered Workshop	2	12
8 (a) Program	0	0
Combined LSA/SB Set-aside	0	0
Small Business Set-aside	3	390
Labor Surplus Area Set-aside	0	0
Tie Bid Preference	0	0
Buy Indiany/Self Determination Act	0	0
No Preference Program or Not Listed	5	118
<b>SUBJECT TO LABOR STATUTES</b>		
Walsh Healy Act - Manufacturer	3	34
Walsh Healy Act - Dealer	0	0
Service Contract Act	4	413
Davis Bacon Act	0	0
Not Subject to Above Acts	3	73
<b>PRODUCT OR SERVICE</b>		
Supplies & Equipment	0	0
ADP Equipment, Purchase and Lease	3	34
Research & Development	0	0
Construction	0	0
Architect & Engineering	0	0
Real Property, Purchase & Lease, or Maintenance	0	0
ADP Services	1	94
Other Services	6	392

**FEDERAL PROCUREMENT DATA SYSTEM  
NATIONAL GALLERY OF ART  
Actions Reported in Summary on SF281  
Fiscal Year 1989 Through Fourth Quarter**

PART I - PRIME CONTRACTS							
	PROCUREMENT METHODS	Number of Actions (a)	NET DOLLAR AMOUNTS (000)				
			Small Business Concerns (b)	Large Business Concerns (c)	Domestic Outside U.S./ Foreign (d)	Other Entities (e)	Total Dollars (f)
NEW AWARDS AND MODIFICATIONS	1. Tariff or Regulated Acquisitions	0				0	
	2. Contracts for Foreign Government or International Organization	0				0	
	3. Small Purchases	1,188	698	637	228	0	1,563
	4. Delivery Orders - GSA Schedules Only	67	48	206	0	0	254
	5. Delivery Orders - Other Federal Schedules	0	0	0	0	0	0
	6. Delivery Orders - All Other	0	0	0	0	0	0
	7. Other Procurement Methods	33	0	50	0	0	50
	8. TOTAL NEW AWARDS AND MODIFICATIONS	1,288	746	893	228	0	1,867
COMPETITION	9. Competed	357	51	619	0	0	670
	10. Not Competed	47	86	86	0	0	172
	11. Not Available for Competition	884	609	188	228	0	1,025
MODIFICATIONS	12. TOTAL MODIFICATIONS (Excluding Line 3)	0					0

PART II - SELECTED SOCIOECONOMIC STATISTICS (Includes both new awards and modifications)					
PREFERENCE PROGRAMS			TYPE OF CONTRACTOR		
CATEGORY	Number of Actions (a)	Total net Dollars (b)	CATEGORY	Number of Actions (a)	Total net Dollars (b)
13. Small Business - Small Purchase Set-Aside	479	238	18. Small Disadvantaged Business	0	0
14. Small Business Set-Aside	0	0	19. Woman-Owned Small Business	0	0
15. Labor Surplus Area Set-Aside	0	0	20. Sheltered Workshop	0	0
16. Combined Labor Surplus/ Small Business Set-Aside	0	0			
17. 8(a) Awards	0	0			

**NATIONAL GALLERY OF ART  
Actions Reported Individually on SF279  
Fiscal Year 1989 Through Fourth Quarter**

	Actions	Dollars (000)
<b>TOTAL</b>	12	827
<b>CICA APPLICABILITY</b>		
Pre-CICA	0	0
CICA Awards	12	827
Small Purchases	0	0
Subject to Statute other than CICA	0	0
<b>KIND OF CONTRACT ACTION</b>		
Initial Letter Contract	0	0
Def. Contract Superseding Letter	0	0
New Definitive Contract	12	827
Small Purchase Procedure	0	0
Order Under IDC	0	0
Order Under BOA	0	0
Order /Mod Under GSA Schedule	0	0
Order/Mod Under VA Schedule	0	0
Modifications	0	0
Termination for Default	0	0
Termination for Convenience	0	0
<b>SYNOPSIS OF PROCUREMENT PRIOR TO AWARD</b>		
Synopsized Prior to Award	1	44
Not Synopsized Due to Urgency	5	198
Not Synopsized for Other Reason	6	587

**FEDERAL PROCUREMENT DATA SYSTEM  
NATIONAL GALLERY OF ART  
Actions Reported Individually on SF279  
Fiscal Year 1989 Through Fourth Quarter**

SOLICITATION PROCEDURE	Actions	Dollars (000)
Full and Open Competition - Sealed Bid	1	44
Full and Open Competition - Comp Proposal	1	45
Full and Open Competition - Combination	0	0
Architect Engineer	0	0
Basic Research	0	0
Multiple Award Schedule	0	0
Alternate Source/Reduced Cost	0	0
Alternate Source/Mobilization	0	0
Alternate Source/Eng R & D	0	0
Set-aside	0	0
Other than Full and Open Competition	10	738
<b>FULL AND OPEN COMPETITION WITH ONLY ONE BIDDER/OFFERER</b>	<b>0</b>	<b>0</b>
<b>AUTHORITY FOR OTHER THAN FULL AND OPEN COMPETITION</b>		
Only One Source	1	38
- Follow-on Contract	0	0
- Utilities (Regulated & Telecommunications)	0	0
Unusual & Compelling Urgency	9	700
Mobilization/Essential R&D	0	0
International Agreement	0	0
Authorized by Statute	0	0
Authorized Resale	0	0
National Security	0	0
Public Interest	0	0
<b>EXTENT COMPETED</b>		
Competed	2	89
Not Available for Competition	0	0
Follow-on to Completed Action	0	0
Not Completed	10	738
<b>TYPE OF CONTRACT</b>		
Fixed Price	12	827
Cost Reimbursement	0	0
Time and Material	0	0
Labor Hour	0	0
<b>TYPE OF CONTRACTOR</b>		
Small Disadvantaged Business	0	0
Other Small Business	12	827
Large Business	0	0
Sheltered Workshops	0	0
Educational & Nonprofit	0	0
State & Local Government	0	0
Foreign Contractor	0	0
Domestic Contractor Performing Outside US	0	0
<b>WOMAN-OWNED SMALL BUSINESS</b>	<b>0</b>	<b>0</b>
<b>PREFERENCE PROGRAMS</b>		
Directed to Sheltered Workshop	0	0
8 (a) Program	0	0
Combined LSA/SB Set-aside	0	0
Small Business Set-aside	2	70
Labor Surplus Area Set-aside	0	0
Tie Bid Preference	0	0
Buy Indian/Self Determination Act	0	0
No Preference Program or Not Listed	10	757
<b>SUBJECT TO LABOR STATUTES</b>		
Walsh Healy Act - Manufacturer	0	0
Walsh Healy Act - Dealer	1	44
Service Contract Act	0	0
Davis Bacon Act	9	719
Not Subject to Above Acts	2	64
<b>PRODUCT OR SERVICE</b>		
Supplies & Equipment	5	267
ADP Equipment, Purchase and Lease	0	0
Research & Development	0	0
Construction	4	452
Architect & Engineering	1	26
Real Property, Purchase & Lease, or Maintenance	0	0
ADP Services	0	0
Other Services	2	82

FEDERAL PROCUREMENT DATA SYSTEM  
**NATIONAL LABOR RELATIONS BOARD**  
 Actions Reported in Summary on SF281  
 Fiscal Year 1989 Through Fourth Quarter

PART I - PRIME CONTRACTS						
	PROCUREMENT METHODS	Number of Actions (a)	NET DOLLAR AMOUNTS (000)			
			Small Business Concerns (b)	Large Business Concerns (c)	Domestic Outside U.S./ Foreign (d)	Other Entities (e)
NEW AWARDS AND MODIFICATIONS	1. Tariff or Regulated Acquisitions	0				0
	2. Contracts for Foreign Government or International Organization	0				0
	3. Small Purchases	596	433	103	0	536
	4. Delivery Orders - GSA Schedules Only	448	203	390	0	593
	5. Delivery Orders - Other Federal Schedules	0	0	0	0	0
	6. Delivery Orders - All Other	0	0	0	0	0
	7. Other Procurement Methods	0	0	0	0	0
	8. TOTAL NEW AWARDS AND MODIFICATIONS	1,044	636	493	0	1,129
COMPETITION	9. Competed	591	408	102	0	510
	10. Not Competed	5	25	1	0	26
	11. Not Available for Competition	448	203	390	0	593
MODIFICATIONS	12. TOTAL MODIFICATIONS (Excluding Line 3)	0				0

PART II - SELECTED SOCIOECONOMIC STATISTICS (Includes both new awards and modifications)					
PREFERENCE PROGRAMS			TYPE OF CONTRACTOR		
CATEGORY	Number of Actions (a)	Total net Dollars (b)	CATEGORY	Number of Actions (a)	Total net Dollars (b)
13. Small Business - Small Purchase Set-Aside	0	0	18. Small Disadvantaged Business	3	4
14. Small Business Set-Aside	0	0	19. Woman-Owned Small Business	13	24
15. Labor Surplus Area Set-Aside	0	0	20. Sheltered Workshop	0	0
16. Combined Labor Surplus/ Small Business Set-Aside	0	0			
17. 8(a) Awards	0	0			

**NATIONAL LABOR RELATIONS BOARD**  
 Actions Reported Individually on SF279  
 Fiscal Year 1989 Through Fourth Quarter

	Actions	Dollars (000)
<b>TOTAL</b>	42	2,056
<b>CICA APPLICABILITY</b>		
Pre-CICA	0	0
CICA Awards	42	2,056
Small Purchases	0	0
Subject to Statute other than CICA	0	0
<b>KIND OF CONTRACT ACTION</b>		
Initial Letter Contract	0	0
Def. Contract Superseding Letter	0	0
New Definitive Contract	30	1,328
Small Purchase Procedure	0	0
Order Under IDC	0	0
Order Under BOA	0	0
Order /Mod Under GSA Schedule	10	628
Order/Mod Under VA Schedule	0	0
Modifications	0	0
Termination for Default	0	0
Termination for Convenience	2	102
<b>SYNOPSIS OF PROCUREMENT PRIOR TO AWARD</b>		
Synopsized Prior to Award	21	951
Not Synopsized Due to Urgency	0	0
Not Synopsized for Other Reason	21	1,105

FEDERAL PROCUREMENT DATA SYSTEM  
**NATIONAL LABOR RELATIONS BOARD**  
 Actions Reported Individually on SF279  
 Fiscal Year 1989 Through Fourth Quarter

SOLICITATION PROCEDURE	Actions	Dollars (000)
Full and Open Competition - Sealed Bid	22	986
Full and Open Competition - Comp Proposal	6	232
Full and Open Competition - Combination	0	0
Architect Engineer	1	41
Basic Research	0	0
Multiple Award Schedule	9	591
Alternate Source/Reduced Cost	0	0
Alternate Source/Mobilization	0	0
Alternate Source/Eng R & D	0	0
Set-aside	0	0
Other than Full and Open Competition	4	206
<b>FULL AND OPEN COMPETITION WITH ONLY ONE BIDDER/OFFERER</b>	<b>0</b>	<b>0</b>
<b>AUTHORITY FOR OTHER THAN FULL AND OPEN COMPETITION</b>		
Only One Source	0	0
- Follow-on Contract	0	0
- Utilities (Regulated & Telecommunications)	0	0
Unusual & Compelling Urgency	0	0
Mobilization/Essential R&D	0	0
International Agreement	0	0
Authorized by Statute	4	206
Authorized Resale	0	0
National Security	0	0
Public Interest	0	0
<b>EXTENT COMPETED</b>		
Competed	38	1,850
Not Available for Competition	4	206
Follow-on to Competed Action	0	0
Not Competed	0	0
<b>TYPE OF CONTRACT</b>		
Fixed Price	39	1,895
Cost Reimbursement	3	161
Time and Material	0	0
Labor Hour	0	0
<b>TYPE OF CONTRACTOR</b>		
Small Disadvantaged Business	4	206
Other Small Business	24	1,048
Large Business	14	802
Sheltered Workshops	0	0
Educational & Nonprofit	0	0
State & Local Government	0	0
Foreign Contractor	0	0
Domestic Contractor Performing Outside US	0	0
<b>WOMAN-OWNED SMALL BUSINESS</b>	<b>10</b>	<b>423</b>
<b>PREFERENCE PROGRAMS</b>		
Directed to Sheltered Workshop	0	0
8 (a) Program	4	206
Combined LSA/SB Set-aside	0	0
Small Business Set-aside	23	1,021
Labor Surplus Area Set-aside	0	0
Tie Bid Preference	0	0
Buy Indian/Self Determination Act	0	0
No Preference Program or Not Listed	15	829
<b>SUBJECT TO LABOR STATUTES</b>		
Walsh Healy Act - Manufacturer	8	528
Walsh Healy Act - Dealer	1	35
Service Contract Act	0	0
Davis Bacon Act	0	0
Not Subject to Above Acts	33	1,493
<b>PRODUCT OR SERVICE</b>		
Supplies & Equipment	1	35
ADP Equipment, Purchase and Lease	0	0
Research & Development	0	0
Construction	3	137
Architect & Engineering	1	41
Real Property, Purchase & Lease, or Maintenance	0	0
ADP Services	1	49
Other Services	36	1,794

**FEDERAL PROCUREMENT DATA SYSTEM**  
**NATIONAL MEDIATION BOARD**  
**Actions Reported in Summary on SF281**  
**Fiscal Year 1989 Through Fourth Quarter**

PART I - PRIME CONTRACTS						
	PROCUREMENT METHODS	Number of Actions (a)	NET DOLLAR AMOUNTS (000)			
			Small Business Concerns (b)	Large Business Concerns (c)	Domestic Outside U.S./ Foreign (d)	Other Entities (e)
<b>NEW AWARDS AND MODIFICATIONS</b>	1. Tariff or Regulated Acquisitions	0				0
	2. Contracts for Foreign Government or International Organization	0				0
	3. Small Purchases	1	4	0	0	4
	4. Delivery Orders - GSA Schedules Only	43	19	14	0	33
	5. Delivery Orders - Other Federal Schedules	0	0	0	0	0
	6. Delivery Orders - All Other	131	19	46	0	65
	7. Other Procurement Methods	50	0	0	190	190
	8. TOTAL NEW AWARDS AND MODIFICATIONS	225	42	60	190	292
<b>COMPETITION</b>	9. Competed	48	24	17	0	41
	10. Not Competed	59	11	22	0	33
	11. Not Available for Competition	118	7	21	190	218
<b>MODIFICATIONS</b>	12. TOTAL MODIFICATIONS (Excluding Line 3)	0				0

PART II - SELECTED SOCIOECONOMIC STATISTICS (Includes both new awards and modifications)					
PREFERENCE PROGRAMS			TYPE OF CONTRACTOR		
CATEGORY	Number of Actions (a)	Total net Dollars (b)	CATEGORY	Number of Actions (a)	Total net Dollars (b)
13. Small Business - Small Purchase Set-Aside	0	0	18. Small Disadvantaged Business	0	0
14. Small Business Set-Aside	0	0	19. Woman-Owned Small Business	0	0
15. Labor Surplus Area Set-Aside	0	0	20. Sheltered Workshop	0	0
16. Combined Labor Surplus/ Small Business Set-Aside	0	0			
17. 8(a) Awards	0	0			

**NATIONAL MEDIATION BOARD**  
**Actions Reported Individually on SF279**  
**Fiscal Year 1989 Through Fourth Quarter**

	Actions	Dollars (000)
<b>TOTAL</b>	153	1,856
<b>CICA APPLICABILITY</b>		
Pre-CICA	0	0
CICA Awards	153	1,856
Small Purchases	0	0
Subject to Statute other than CICA	0	0
<b>KIND OF CONTRACT ACTION</b>		
Initial Letter Contract	0	0
Def. Contract Superseding Letter	0	0
New Definitive Contract	56	920
Small Purchase Procedure	0	0
Order Under IDC	1	27
Order Under BOA	0	0
Order /Mod Under GSA Schedule	0	0
Order/Mod Under VA Schedule	0	0
Modifications	96	909
Termination for Default	0	0
Termination for Convenience	0	0
<b>SYNOPSIS OF PROCUREMENT PRIOR TO AWARD</b>		
Synopsisized Prior to Award	0	0
Not Synopsisized Due to Urgency	0	0
Not Synopsisized for Other Reason	153	1,856

**FEDERAL PROCUREMENT DATA SYSTEM**  
**NATIONAL MEDIATION BOARD**  
**Actions Reported Individually on SF279**  
**Fiscal Year 1989 Through Fourth Quarter**

SOLICITATION PROCEDURE	Actions	Dollars (000)
Full and Open Competition - Sealed Bid	0	0
Full and Open Competition - Comp Proposal	0	0
Full and Open Competition - Combination	1	27
Architect Engineer	0	0
Basic Research	0	0
Multiple Award Schedule	0	0
Alternate Source/Reduced Cost	0	0
Alternate Source/Mobilization	0	0
Alternate Source/Eng R & D	0	0
Set-aside	0	0
Other than Full and Open Competition	152	1,829
<b>FULL AND OPEN COMPETITION WITH ONLY ONE BIDDER/OFFERER</b>	<b>1</b>	<b>27</b>
<b>AUTHORITY FOR OTHER THAN FULL AND OPEN COMPETITION</b>		
Only One Source	152	1,829
- Follow-on Contract	0	0
- Utilities (Regulated & Telecommunications)	0	0
Unusual & Compelling Urgency	0	0
Mobilization/Essential R&D	0	0
International Agreement	0	0
Authorized by Statute	0	0
Authorized Resale	0	0
National Security	0	0
Public Interest	0	0
<b>EXTENT COMPLETED</b>		
Competed	51	565
Not Available for Competition	0	0
Follow-on to Completed Action	0	0
Not Completed	102	1,291
<b>TYPE OF CONTRACT</b>		
Fixed Price	1	27
Cost Reimbursement	0	0
Time and Material	0	0
Labor Hour	152	1,829
<b>TYPE OF CONTRACTOR</b>		
Small Disadvantaged Business	0	0
Other Small Business	152	1,829
Large Business	1	27
Sheltered Workshops	0	0
Educational & Nonprofit	0	0
State & Local Government	0	0
Foreign Contractor	0	0
Domestic Contractor Performing Outside US	0	0
<b>WOMAN-OWNED SMALL BUSINESS</b>	<b>3</b>	<b>41</b>
<b>PREFERENCE PROGRAMS</b>		
Directed to Sheltered Workshop	0	0
8 (a) Program	0	0
Combined LSA/SB Set-aside	0	0
Small Business Set-aside	0	0
Labor Surplus Area Set-aside	0	0
Tie Bid Preference	0	0
Buy Indian/Self Determination Act	0	0
No Preference Program or Not Listed	153	1,856
<b>SUBJECT TO LABOR STATUTES</b>		
Walsh Healy Act - Manufacturer	0	0
Walsh Healy Act - Dealer	0	0
Service Contract Act	0	0
Davis Bacon Act	0	0
Not Subject to Above Acts	153	1,856
<b>PRODUCT OR SERVICE</b>		
Supplies & Equipment	0	0
ADP Equipment, Purchase and Lease	0	0
Research & Development	0	0
Construction	0	0
Architect & Engineering	0	0
Real Property, Purchase & Lease, or Maintenance	0	0
ADP Services	0	0
Other Services	153	1,856

FEDERAL PROCUREMENT DATA SYSTEM  
**NATIONAL SCIENCE FOUNDATION**  
 Actions Reported in Summary on SF281  
 Fiscal Year 1989 Through Fourth Quarter

PART I - PRIME CONTRACTS							
	PROCUREMENT METHODS	Number of Actions (a)	NET DOLLAR AMOUNTS (000)				
			Small Business Concerns (b)	Large Business Concerns (c)	Domestic Outside U.S./ Foreign (d)	Other Entities (e)	Total Dollars (f)
NEW AWARDS AND MODIFICATIONS	1. Tariff or Regulated Acquisitions	0				0	
	2. Contracts for Foreign Government or International Organization	0				0	
	3. Small Purchases	3,471	4,103	478	33	183	4,795
	4. Delivery Orders - GSA Schedules Only	433	488	833	5	0	1,306
	5. Delivery Orders - Other Federal Schedules	5	0	-24	1	2	-21
	6. Delivery Orders - All Other	0	0	0	0	0	0
	7. Other Procurement Methods	1	7	0	0	0	7
	8. TOTAL NEW AWARDS AND MODIFICATIONS	3,910	4,578	1,285	39	185	6,087
COMPETITION	9. Competed	928	2,930	557	3	59	3,549
	10. Not Competed	627	1,104	281	35	118	1,538
	11. Not Available for Competition	2,355	544	447	1	8	1,000
MODIFICATIONS	12. TOTAL MODIFICATIONS (Excluding Line 3)	0					0

PART II - SELECTED SOCIOECONOMIC STATISTICS (Includes both new awards and modifications)					
PREFERENCE PROGRAMS			TYPE OF CONTRACTOR		
CATEGORY	Number of Actions (a)	Total net Dollars (b)	CATEGORY	Number of Actions (e)	Total net Dollars (b)
13. Small Business - Small Purchase Set-Aside	855	1,722	18. Small Disadvantaged Business	310	408
14. Small Business Set-Aside	528	1,777	19. Woman-Owned Small Business	171	379
15. Labor Surplus Area Set-Aside	25	51	20. Sheltered Workshop	1	35
16. Combined Labor Surplus/ Small Business Set-Aside	13	33			
17. 8(a) Awards	1	7			

**NATIONAL SCIENCE FOUNDATION**  
 Actions Reported Individually on SF279  
 Fiscal Year 1989 Through Fourth Quarter

	Actions	Dollars (000)
<b>TOTAL</b>	311	119,056
<b>CICA APPLICABILITY</b>		
Pre-CICA	7	3,900
CICA Awards	243	43,608
Small Purchases	43	691
Subject to Statute other than CICA	8	902
<b>KIND OF CONTRACT ACTION</b>		
Initial Letter Contract	0	0
Def. Contract Superseding Letter	3	200
New Definitive Contract	27	3,433
Small Purchase Procedure	43	680
Order Under IDC	5	90
Order Under BOA	0	0
Order /Mod Under GSA Schedule	23	817
Order/Mod Under VA Schedule	0	0
Modifications	210	113,836
Termination for Default	0	0
Termination for Convenience	0	0
<b>SYNOPSIS OF PROCUREMENT PRIOR TO AWARD</b>		
Synopsized Prior to Award	115	26,025
Not Synopsized Due to Urgency	0	0
Not Synopsized for Other Reason	186	23,076



FEDERAL PROCUREMENT DATA SYSTEM  
**NATIONAL SCIENCE FOUNDATION**  
 Actions Reported Individually on SF279  
 Fiscal Year 1989 Through Fourth Quarter

SOLICITATION PROCEDURE	Actions	Dollars (000)
Full and Open Competition - Sealed Bid	0	0
Full and Open Competition - Comp Proposal	133	27,985
Full and Open Competition - Combination	0	0
Architect Engineer	5	209
Basic Research	0	0
Multiple Award Schedule	19	885
Alternate Source/Reduced Cost	0	0
Alternate Source/Mobilization	0	0
Alternate Source/Eng R & D	0	0
Set-aside	33	2,288
Other than Full and Open Competition	53	12,441
<b>FULL AND OPEN COMPETITION WITH ONLY ONE BIDDER/OFFERER</b>	<b>29</b>	<b>18,373</b>
<b>AUTHORITY FOR OTHER THAN FULL AND OPEN COMPETITION</b>		
Only One Source	51	12,228
- Follow-on Contract	4	2,208
- Utilities (Regulated & Telecommunications)	0	0
Unusual & Compelling Urgency	0	0
Mobilization/Essential R&D	0	0
International Agreement	0	0
Authorized by Statute	2	215
Authorized Resale	0	0
National Security	0	0
Public Interest	0	0
<b>EXTENT COMPETED</b>		
Competed	228	34,378
Not Available for Competition	20	4,784
Follow-on to Competed Action	5	545
Not Competed	48	9,394
<b>TYPE OF CONTRACT</b>		
Fixed Price	147	4,976
Cost Reimbursement	123	41,723
Time and Material	0	0
Labor Hour	31	2,402
<b>TYPE OF CONTRACTOR</b>		
Small Disadvantaged Business	48	4,591
Other Small Business	125	5,950
Large Business	75	7,823
Sheltered Workshops	1	25
Educational & Nonprofit	49	28,956
State & Local Government	5	1,756
Foreign Contractor	0	0
Domestic Contractor Performing Outside US	0	0
<b>WOMAN-OWNED SMALL BUSINESS</b>	<b>49</b>	<b>3,109</b>
<b>PREFERENCE PROGRAMS</b>		
Directed to Sheltered Workshop	0	0
8 (a) Program	14	3,523
Combined LSA/SB Set-aside	25	503
Small Business Set-aside	44	3,297
Labor Surplus Area Set-aside	0	0
Tie Bid Preference	0	0
Buy Indian/Self Determination Act	0	0
No Preference Program or Not Listed	0	0
	218	41,778
<b>SUBJECT TO LABOR STATUTES</b>		
Walsh Healy Act - Manufacturer	22	779
Walsh Healy Act - Dealer	12	3,185
Service Contract Act	52	2,056
Davis Bacon Act	0	0
Not Subject to Above Acts	215	43,081
<b>PRODUCT OR SERVICE</b>		
Supplies & Equipment	21	689
ADP Equipment, Purchase and Lease	9	2,494
Research & Development	32	78,772
Construction	6	332
Architect & Engineering	5	209
Real Property, Purchase & Lease, or Maintenance	2	334
ADP Services	31	1,949
Other Services	205	34,297

FEDERAL PROCUREMENT DATA SYSTEM  
**NATIONAL TRANSPORTATION SAFETY BOARD**  
 Actions Reported in Summary on SF281  
 Fiscal Year 1989 Through Fourth Quarter

PART I - PRIME CONTRACTS						
	PROCUREMENT METHODS	Number of Actions (a)	NET DOLLAR AMOUNTS (000)			
			Small Business Concerns (b)	Large Business Concerns (c)	Domestic Outside U.S./ Foreign (d)	Other Entities (e)
NEW AWARDS AND MODIFICATIONS	1. Tariff or Regulated Acquisitions	21				83
	2. Contracts for Foreign Government or International Organization	0				0
	3. Small Purchases	171	260	0	0	260
	4. Delivery Orders - GSA Schedules Only	301	445	60	0	532
	5. Delivery Orders - Other Federal Schedules	0	0	0	0	0
	6. Delivery Orders - All Other	0	0	0	0	0
	7. Other Procurement Methods	49	0	0	0	30
	8. TOTAL NEW AWARDS AND MODIFICATIONS	542	705	60	0	915
COMPETITION	9. Competed	354	595	60	0	682
	10. Not Competed	44	0	0	0	27
	11. Not Available for Competition	144	110	0	0	206
MODIFICATIONS	12. TOTAL MODIFICATIONS (Excluding Line 3)	0				0

PART II - SELECTED SOCIOECONOMIC STATISTICS (Includes both new awards and modifications)					
PREFERENCE PROGRAMS			TYPE OF CONTRACTOR		
CATEGORY	Number of Actions (a)	Total net Dollars (b)	CATEGORY	Number of Actions (a)	Total net Dollars (b)
13. Small Business - Small Purchase Set-Aside	171	260	18. Small Disadvantaged Business	0	0
14. Small Business Set-Aside	0	0	19. Woman-Owned Small Business	8	51
15. Labor Surplus Area Set-Aside	0	0	20. Sheltered Workshop	0	0
16. Combined Labor Surplus/ Small Business Set-Aside	0	0			
17. 8(a) Awards	0	0			

**NATIONAL TRANSPORTATION SAFETY BOARD**  
 Actions Reported Individually on SF279  
 Fiscal Year 1989 Through Fourth Quarter

	Actions	Dollars (000)
<b>TOTAL</b>	1	42
<b>CICA APPLICABILITY</b>		
Pre-CICA	0	0
CICA Awards	1	42
Small Purchases	0	0
Subject to Statute other than CICA	0	0
<b>KIND OF CONTRACT ACTION</b>		
Initial Letter Contract	0	0
Def. Contract Superseding Letter	0	0
New Definitive Contract	1	42
Small Purchase Procedure	0	0
Order Under IDC	0	0
Order Under BOA	0	0
Order /Mod Under GSA Schedule	0	0
Order/Mod Under VA Schedule	0	0
Modifications	0	0
Termination for Default	0	0
Termination for Convenience	0	0
<b>SYNOPSIS OF PROCUREMENT PRIOR TO AWARD</b>		
Synopsized Prior to Award	1	42
Not Synopsized Due to Urgency	0	0
Not Synopsized for Other Reason	0	0

FEDERAL PROCUREMENT DATA SYSTEM  
**NATIONAL TRANSPORTATION SAFETY BOARD**  
 Actions Reported Individually on SF279  
 Fiscal Year 1989 Through Fourth Quarter

SOLICITATION PROCEDURE	Actions	Dollars (000)
Full and Open Competition - Sealed Bid	0	0
Full and Open Competition - Comp Proposal	1	42
Full and Open Competition - Combination	0	0
Architect Engineer	0	0
Basic Research	0	0
Multiple Award Schedule	0	0
Alternate Source/Reduced Cost	0	0
Alternate Source/Mobilization	0	0
Alternate Source/Eng R & D	0	0
Set-aside	0	0
Other than Full and Open Competition	0	0
<b>FULL AND OPEN COMPETITION WITH ONLY ONE BIDDER/OFFERER</b>	<b>0</b>	<b>0</b>
<b>AUTHORITY FOR OTHER THAN FULL AND OPEN COMPETITION</b>		
Only One Source	0	0
- Follow-on Contract	0	0
- Utilities (Regulated & Telecommunications)	0	0
Unusual & Compelling Urgency	0	0
Mobilization/Essential R&D	0	0
International Agreement	0	0
Authorized by Statute	0	0
Authorized Resale	0	0
National Security	0	0
Public Interest	0	0
<b>EXTENT COMPETED</b>		
Competed	1	42
Not Available for Competition	0	0
Follow-on to Competed Action	0	0
Not Competed	0	0
<b>TYPE OF CONTRACT</b>		
Fixed Price	1	42
Cost Reimbursement	0	0
Time and Material	0	0
Labor Hour	0	0
<b>TYPE OF CONTRACTOR</b>		
Small Disadvantaged Business	0	0
Other Small Business	1	42
Large Business	0	0
Sheltered Workshops	0	0
Educational & Nonprofit	0	0
State & Local Government	0	0
Foreign Contractor	0	0
Domestic Contractor Performing Outside US	0	0
<b>WOMAN-OWNED SMALL BUSINESS</b>	<b>0</b>	<b>0</b>
<b>PREFERENCE PROGRAMS</b>		
Directed to Sheltered Workshop	0	0
8 (a) Program	0	0
Combined LSA/SB Set-aside	0	0
Small Business Set-aside	0	0
Labor Surplus Area Set-aside	0	0
Tie Bid Preference	0	0
Buy Indiany/Self Determination Act	0	0
No Preference Program or Not Listed	1	42
<b>SUBJECT TO LABOR STATUTES</b>		
Walsh Healy Act - Manufacturer	0	0
Walsh Healy Act - Dealer	1	42
Service Contract Act	0	0
Davis Bacon Act	0	0
Not Subject to Above Acts	0	0
<b>PRODUCT OR SERVICE</b>		
Supplies & Equipment	0	0
ADP Equipment, Purchase and Lease	0	0
Research & Development	0	0
Construction	0	0
Architect & Engineering	0	0
Real Property, Purchase & Lease, or Maintenance	0	0
ADP Services	1	42
Other Services	0	0

FEDERAL PROCUREMENT DATA SYSTEM  
**NUCLEAR REGULATORY COMMISSION**  
 Actions Reported in Summary on SF281  
 Fiscal Year 1989 Through Fourth Quarter

PART I - PRIME CONTRACTS						
PROCUREMENT METHODS	Number of Actions (e)	NET DOLLAR AMOUNTS (000)				
		Small Business Concerns (b)	Large Business Concerns (c)	Domestic Outside U.S./ Foreign (d)	Other Entities (e)	Total Dollars (f)
1. Tariff or Regulated Acquisitions	0					0
2. Contracts for Foreign Government or International Organization	0					0
<b>NEW AWARDS AND MODIFICATIONS</b>						
3. Small Purchases	2,278	3,219	1,855	0	78	5,150
4. Delivery Orders - GSA Schedules Only	778	834	1,199	0	0	2,033
5. Delivery Orders - Other Federal Schedules	0	0	0	0	0	0
6. Delivery Orders - All Other	0	0	0	0	0	0
7. Other Procurement Methods	0	0	0	0	0	0
8. <b>TOTAL NEW AWARDS AND MODIFICATIONS</b>	3,052	4,053	3,054	0	78	7,183
<b>COMPETITION</b>						
9. Competed	831	2,488	1,043	0	15	3,546
10. Not Competed	694	1,234	1,840	0	51	3,125
11. Not Available for Competition	1,427	331	171	0	10	512
<b>MODIFICATIONS</b>						
12. <b>TOTAL MODIFICATIONS (Excluding Line 3)</b>	234					202

PART II - SELECTED SOCIOECONOMIC STATISTICS (Includes both new awards and modifications)					
PREFERENCE PROGRAMS			TYPE OF CONTRACTOR		
CATEGORY	Number of Actions (e)	Total net Dollars (b)	CATEGORY	Number of Actions (e)	Total net Dollars (b)
13. Small Business - Small Purchase Set-Aside	1,412	3,032	18. Small Disadvantaged Business	43	126
14. Small Business Set-Aside	0	0	19. Woman-Owned Small Business	69	179
15. Labor Surplus Area Set-Aside	0	0	20. Sheltered Workshop	0	0
16. Combined Labor Surplus/ Small Business Set-Aside	0	0			
17. 8(a) Awards	0	0			

**NUCLEAR REGULATORY COMMISSION**  
 Actions Reported Individually on SF279  
 Fiscal Year 1989 Through Fourth Quarter

	Actions	Dollars (000)
<b>TOTAL</b>	387	56,452
<b>CICA APPLICABILITY</b>		
Pre-CICA	13	1,842
CICA Awards	384	54,810
Small Purchases	0	0
Subject to Statute other than CICA	0	0
<b>KIND OF CONTRACT ACTION</b>		
Initial Letter Contract	1	34
Def. Contract Superseding Letter	2	174
New Definitive Contract	59	5,720
Small Purchase Procedure	0	0
Order Under IDC	39	2,099
Order Under BOA	0	0
Order /Mod Under GSA Schedule	23	3,280
Order/Mod Under VA Schedule	0	0
Modifications	273	45,165
Termination for Default	0	0
Termination for Convenience	0	0
<b>SYNOPSIS OF PROCUREMENT PRIOR TO AWARD</b>		
Synopsized Prior to Award	289	41,792
Not Synopsized Due to Urgency	20	2,011
Not Synopsized for Other Reason	88	12,649

FEDERAL PROCUREMENT DATA SYSTEM  
**NUCLEAR REGULATORY COMMISSION**  
 Actions Reported Individually on SF279  
 Fiscal Year 1989 Through Fourth Quarter

SOLICITATION PROCEDURE	Actions	Dollars (000)
Full and Open Competition - Sealed Bid	4	45
Full and Open Competition - Comp Proposal	137	26,238
Full and Open Competition - Combination	1	20
Architect Engineer	0	0
Basic Research	0	0
Multiple Award Schedule	18	1,959
Alternate Source/Reduced Cost	0	0
Alternate Source/Mobilization	0	0
Alternate Source/Eng R & D	0	0
Set-aside	75	4,565
Other than Full and Open Competition	151	21,983
<b>FULL AND OPEN COMPETITION WITH ONLY ONE BIDDER/OFFERER</b>	<b>3</b>	<b>284</b>
<b>AUTHORITY FOR OTHER THAN FULL AND OPEN COMPETITION</b>		
Only One Source	72	10,940
- Follow-on Contract	2	40
- Utilities (Regulated & Telecommunications)	0	0
Unusual & Compelling Urgency	21	2,044
Mobilization/Essential R&D	0	0
International Agreement	0	0
Authorized by Statute	58	8,999
Authorized Resale	0	0
National Security	0	0
Public Interest	0	0
<b>EXTENT COMPETED</b>		
Competed	247	34,268
Not Available for Competition	60	9,213
Follow-on to Competed Action	0	0
Not Competed	90	12,971
<b>TYPE OF CONTRACT</b>		
Fixed Price	144	16,295
Cost Reimbursement	237	39,166
Time and Material	6	271
Labor Hour	10	720
<b>TYPE OF CONTRACTOR</b>		
Small Disadvantaged Business	64	9,384
Other Small Business	113	8,008
Large Business	177	26,869
Sheltered Workshops	0	0
Educational & Nonprofit	24	10,314
State & Local Government	19	1,877
Foreign Contractor	0	0
Domestic Contractor Performing Outside US	0	0
<b>WOMAN-OWNED SMALL BUSINESS</b>	<b>15</b>	<b>1,106</b>
<b>PREFERENCE PROGRAMS</b>		
Directed to Sheltered Workshop	0	0
8 (a) Program	57	8,709
Combined LSA/SB Set-aside	0	0
Small Business Set-aside	74	4,550
Labor Surplus Area Set-aside	0	0
Tie Bid Preference	0	0
Buy Indian/Self Determination Act	1	97
No Preference Program or Not Listed	265	43,096
<b>SUBJECT TO LABOR STATUTES</b>		
Walsh Healy Act - Manufacturer	18	1,420
Walsh Healy Act - Dealer	6	1,225
Service Contract Act	100	13,791
Davis Bacon Act	1	484
Not Subject to Above Acts	272	39,552
<b>PRODUCT OR SERVICE</b>		
Supplies & Equipment	11	805
ADP Equipment, Purchase and Lease	17	2,053
Research & Development	59	7,668
Construction	1	33
Architect & Engineering	4	95
Real Property, Purchase & Lease, or Maintenance	0	0
ADP Services	78	10,206
Other Services	229	35,572

**FEDERAL PROCUREMENT DATA SYSTEM**  
**OCCUPATIONAL SAFETY AND HEALTH REVIEW COMMISSION**  
**Actions Reported in Summary on SF281**  
**Fiscal Year 1989 Through Fourth Quarter**

PART I - PRIME CONTRACTS							
	PROCUREMENT METHODS	Number of Actions (a)	NET DOLLAR AMOUNTS (000)				Total Dollars (f)
			Small Business Concerns (b)	Large Business Concerns (c)	Domestic Outside U.S./ Foreign (d)	Other Entities (e)	
NEW AWARDS AND MODIFICATIONS	1. Tariff or Regulated Acquisitions	56					27
	2. Contracts for Foreign Government or International Organization	0					0
	3. Small Purchases	205	46	21	0	0	67
	4. Delivery Orders - GSA Schedules Only	810	8	170	0	0	178
	5. Delivery Orders - Other Federal Schedules	22	1	17	0	0	18
	6. Delivery Orders - All Other	256	12	9	0	0	21
	7. Other Procurement Methods	75	1	30	0	16	47
	8. TOTAL NEW AWARDS AND MODIFICATIONS	1,424	68	247	0	16	358
COMPETITION	9. Competed	1,008	55	209	0	0	264
	10. Not Competed	72	11	23	0	0	34
	11. Not Available for Competition	344	2	15	0	16	60
MODIFICATIONS	12. TOTAL MODIFICATIONS (Excluding Line 3)	651					172

PART II - SELECTED SOCIOECONOMIC STATISTICS (Includes both new awards and modifications)					
PREFERENCE PROGRAMS			TYPE OF CONTRACTOR		
CATEGORY	Number of Actions (a)	Total net Dollars (b)	CATEGORY	Number of Actions (a)	Total net Dollars (b)
13. Small Business - Small Purchase Set-Aside	1	0	18. Small Disadvantaged Business	0	0
14. Small Business Set-Aside	1	0	19. Woman-Owned Small Business	2	0
15. Labor Surplus Area Set-Aside	5	4	20. Sheltered Workshop	0	0
16. Combined Labor Surplus/ Small Business Set-Aside	0	0			
17. 8(a) Awards	2	0			

**OCCUPATIONAL SAFETY AND HEALTH REVIEW COMMISSION**  
**Actions Reported Individually on SF279**  
**Fiscal Year 1989 Through Fourth Quarter**

	Actions	Dollars (000)
<b>TOTAL</b>	2	72
<b>CICA APPLICABILITY</b>		
Pre-CICA	0	0
CICA Awards	2	72
Small Purchases	0	0
Subject to Statute other than CICA	0	0
<b>KIND OF CONTRACT ACTION</b>		
Initial Letter Contract	0	0
Def. Contract Superseding Letter	0	0
New Definitive Contract	0	0
Small Purchase Procedure	0	0
Order Under IDC	0	0
Order Under BOA	0	0
Order /Mod Under GSA Schedule	2	72
Order/Mod Under VA Schedule	0	0
Modifications	0	0
Termination for Default	0	0
Termination for Convenience	0	0
<b>SYNOPSIS OF PROCUREMENT PRIOR TO AWARD</b>		
Synopsized Prior to Award	2	72
Not Synopsized Due to Urgency	0	0
Not Synopsized for Other Reason	0	0

FEDERAL PROCUREMENT DATA SYSTEM  
**OCCUPATIONAL SAFETY AND HEALTH REVIEW COMMISSION**  
 Actions Reported Individually on SF279  
 Fiscal Year 1989 Through Fourth Quarter

SOLICITATION PROCEDURE	Actions	Dollars (000)
Full and Open Competition - Sealed Bid	0	0
Full and Open Competition - Comp Proposal	0	0
Full and Open Competition - Combination	0	0
Architect Engineer	0	0
Basic Research	0	0
Multiple Award Schedule	2	72
Alternate Source/Reduced Cost	0	0
Alternate Source/Mobilization	0	0
Alternate Source/Eng R & D	0	0
Set-aside	0	0
Other than Full and Open Competition	0	0
<b>FULL AND OPEN COMPETITION WITH ONLY ONE BIDDER/OFFERER</b>	<b>0</b>	<b>0</b>
<b>AUTHORITY FOR OTHER THAN FULL AND OPEN COMPETITION</b>		
Only One Source	0	0
- Follow-on Contract	0	0
- Utilities (Regulated & Telecommunications)	0	0
Unusual & Compelling Urgency	0	0
Mobilization/Essential R&D	0	0
International Agreement	0	0
Authorized by Statute	0	0
Authorized Resale	0	0
National Security	0	0
Public Interest	0	0
<b>EXTENT COMPETED</b>		
Competed	2	72
Not Available for Competition	0	0
Follow-on to Competed Action	0	0
Not Competed	0	0
<b>TYPE OF CONTRACT</b>		
Fixed Price	2	72
Cost Reimbursement	0	0
Time and Material	0	0
Labor Hour	0	0
<b>TYPE OF CONTRACTOR</b>		
Small Disadvantaged Business	0	0
Other Small Business	0	0
Large Business	2	72
Sheltered Workshops	0	0
Educational & Nonprofit	0	0
State & Local Government	0	0
Foreign Contractor	0	0
Domestic Contractor Performing Outside US	0	0
<b>WOMAN-OWNED SMALL BUSINESS</b>	<b>0</b>	<b>0</b>
<b>PREFERENCE PROGRAMS</b>		
Directed to Sheltered Workshop	0	0
8 (a) Program	0	0
Combined LSA/SB Set-aside	0	0
Small Business Set-aside	0	0
Labor Surplus Area Set-aside	0	0
Tie Bid Preference	0	0
Buy Indian/Self Determination Act	0	0
No Preference Program or Not Listed	2	72
<b>SUBJECT TO LABOR STATUTES</b>		
Walsh Healy Act - Manufacturer	2	72
Walsh Healy Act - Dealer	0	0
Service Contract Act	0	0
Davis Bacon Act	0	0
Not Subject to Above Acts	0	0
<b>PRODUCT OR SERVICE</b>		
Supplies & Equipment	1	47
ADP Equipment, Purchase and Lease	1	25
Research & Development	0	0
Construction	0	0
Architect & Engineering	0	0
Real Property, Purchase & Lease, or Maintenance	0	0
ADP Services	0	0
Other Services	0	0

FEDERAL PROCUREMENT DATA SYSTEM  
**OFFICE OF PERSONNEL MANAGEMENT**  
 Actions Reported in Summary on SF281  
 Fiscal Year 1989 Through Fourth Quarter

PART I - PRIME CONTRACTS							
	PROCUREMENT METHODS	Number of Actions (a)	NET DOLLAR AMOUNTS (000)				Total Dollars (f)
			Small Business Concerns (b)	Large Business Concerns (c)	Domestic Outside U.S./ Foreign (d)	Other Entities (e)	
NEW AWARDS AND MODIFICATIONS	1. Tariff or Regulated Acquisitions	0					0
	2. Contracts for Foreign Government or International Organization	0					0
	3. Small Purchases	8,632	9,019	2,285	0	102	11,406
	4. Delivery Orders - GSA Schedules Only	1,973	1,462	2,040	0	955	4,457
	5. Delivery Orders - Other Federal Schedules	573	252	100	0	0	352
	6. Delivery Orders - All Other	502	502	62	0	0	564
	7. Other Procurement Methods	482	265	56	0	10	331
	8. TOTAL NEW AWARDS AND MODIFICATIONS	12,142	11,500	4,543	0	1,067	17,110
COMPETITION	9. Competed	3,926	7,018	2,166	0	43	9,225
	10. Not Competed	4,144	2,485	1,126	0	8	3,619
	11. Not Available for Competition	4,072	1,999	1,251	0	1,016	4,266
MODIFICATIONS	12. TOTAL MODIFICATIONS (Excluding Line 3)	258					209

PART II - SELECTED SOCIOECONOMIC STATISTICS (Includes both new awards and modifications)					
PREFERENCE PROGRAMS			TYPE OF CONTRACTOR		
CATEGORY	Number of Actions (a)	Total net Dollars (b)	CATEGORY	Number of Actions (a)	Total net Dollars (b)
13. Small Business - Small Purchase Set-Aside	5,728	7,419	18. Small Disadvantaged Business	69	71
14. Small Business Set-Aside	72	169	19. Woman-Owned Small Business	770	783
15. Labor Surplus Area Set-Aside	2	0	20. Sheltered Workshop	5	5
16. Combined Labor Surplus/ Small Business Set-Aside	2	2			
17. 8(a) Awards	3	9			

**OFFICE OF PERSONNEL MANAGEMENT**  
 Actions Reported Individually on SF279  
 Fiscal Year 1989 Through Fourth Quarter

	Actions	Dollars (000)
<b>TOTAL</b>	26	3,867
<b>CICA APPLICABILITY</b>		
Pre-CICA	1	32
CICA Awards	25	3,835
Small Purchases	0	0
Subject to Statute other than CICA	0	0
<b>KIND OF CONTRACT ACTION</b>		
Initial Letter Contract	1	155
Def. Contract Superseding Letter	2	812
New Definitive Contract	4	1,778
Small Purchase Procedure	0	0
Order Under IDC	0	0
Order Under BOA	0	0
Order /Mod Under GSA Schedule	19	1,124
Order/Mod Under VA Schedule	0	0
Modifications	0	0
Termination for Default	0	0
Termination for Convenience	0	0
<b>SYNOPSIS OF PROCUREMENT PRIOR TO AWARD</b>		
Synopsized Prior to Award	9	3,078
Not Synopsized Due to Urgency	0	0
Not Synopsized for Other Reason	17	789



FEDERAL PROCUREMENT DATA SYSTEM  
**OFFICE OF PERSONNEL MANAGEMENT**  
 Actions Reported Individually on SF279  
 Fiscal Year 1989 Through Fourth Quarter

SOLICITATION PROCEDURE	Actions	Dollars (000)
Full and Open Competition - Sealed Bid	1	73
Full and Open Competition - Comp Proposal	11	2,883
Full and Open Competition - Combination	0	0
Architect Engineer	0	0
Basic Research	0	0
Multiple Award Schedule	13	879
Alternate Source/Reduced Cost	0	0
Alternate Source/Mobilization	0	0
Alternate Source/Eng R & D	0	0
Set-aside	0	0
Other than Full and Open Competition	0	0
<b>FULL AND OPEN COMPETITION WITH ONLY ONE BIDDER/OFFERER</b>	<b>1</b>	<b>753</b>
<b>AUTHORITY FOR OTHER THAN FULL AND OPEN COMPETITION</b>		
Only One Source	0	0
- Follow-on Contract	0	0
- Utilities (Regulated & Telecommunications)	0	0
Unusual & Compelling Urgency	0	0
Mobilization/Essential R&D	0	0
International Agreement	0	0
Authorized by Statute	0	0
Authorized Resale	0	0
National Security	0	0
Public Interest	0	0
<b>EXTENT COMPETED</b>		
Competed	25	3,835
Not Available for Competition	0	0
Follow-on to Competed Action	0	0
Not Competed	1	32
<b>TYPE OF CONTRACT</b>		
Fixed Price	25	3,835
Cost Reimbursement	1	32
Time and Material	0	0
Labor Hour	0	0
<b>TYPE OF CONTRACTOR</b>		
Small Disadvantaged Business	0	0
Other Small Business	9	313
Large Business	17	3,554
Sheltered Workshops	0	0
Educational & Nonprofit	0	0
State & Local Government	0	0
Foreign Contractor	0	0
Domestic Contractor Performing Outside US	0	0
<b>WOMAN-OWNED SMALL BUSINESS</b>	<b>0</b>	<b>0</b>
<b>PREFERENCE PROGRAMS</b>		
Directed to Sheltered Workshop	0	0
8 (e) Program	0	0
Combined LSA/SB Set-aside	0	0
Small Business Set-aside	0	0
Labor Surplus Area Set-aside	0	0
Tie Bid Preference	0	0
Buy Indian/Self Determination Act	0	0
No Preference Program or Not Listed	26	3,867
<b>SUBJECT TO LABOR STATUTES</b>		
Walsh Healy Act - Manufacturer	10	693
Walsh Healy Act - Dealer	7	353
Service Contract Act	3	2,288
Davis Bacon Act	0	0
Not Subject to Above Acts	6	533
<b>PRODUCT OR SERVICE</b>		
Supplies & Equipment	6	323
ADP Equipment, Purchase and Lease	10	665
Research & Development	0	0
Construction	0	0
Architect & Engineering	0	0
Real Property, Purchase & Lease, or Maintenance	0	0
ADP Services	2	92
Other Services	8	2,787

FEDERAL PROCUREMENT DATA SYSTEM  
**PEACE CORPS**  
 Actions Reported in Summary on SF281  
 Fiscal Year 1989 Through Fourth Quarter

PART I - PRIME CONTRACTS							
	PROCUREMENT METHODS	Number of Actions (a)	NET DOLLAR AMOUNTS (000)				
			Small Business Concerns (b)	Large Business Concerns (c)	Domestic Outside U.S./ Foreign (d)	Other Entities (e)	Total Dollars (f)
NEW AWARDS AND MODIFICATIONS	1. Tariff or Regulated Acquisitions	0				0	
	2. Contracts for Foreign Government or International Organization	0				0	
	3. Small Purchases	13,533	2,745	948	21,171	473	25,337
	4. Delivery Orders - GSA Schedules Only	277	192	398	0	0	590
	5. Delivery Orders - Other Federal Schedules	10	0	10	0	0	10
	6. Delivery Orders - All Other	28	0	86	0	0	86
	7. Other Procurement Methods	21	3	37	0	0	40
	8. TOTAL NEW AWARDS AND MODIFICATIONS	13,867	2,940	1,479	21,171	473	28,063
COMPETITION	9. Competed	4,418	1,017	620	7,162	15	8,814
	10. Not Competed	4,536	1,081	477	12,649	29	14,236
	11. Not Available for Competition	4,913	842	382	1,380	429	3,013
MODIFICATIONS	12. TOTAL MODIFICATIONS (Excluding Line 3)	855					479

PART II - SELECTED SOCIOECONOMIC STATISTICS (Includes both new awards and modifications)					
PREFERENCE PROGRAMS			TYPE OF CONTRACTOR		
CATEGORY	Number of Actions (a)	Total net Dollars (b)	CATEGORY	Number of Actions (a)	Total net Dollars (b)
13. Small Business - Small Purchase Set-Aside	0	0	18. Small Disadvantaged Business	41	38
14. Small Business Set-Aside	0	0	19. Woman-Owned Small Business	88	374
15. Labor Surplus Area Set-Aside	0	0	20. Sheltered Workshop	0	0
16. Combined Labor Surplus/ Small Business Set-Aside	0	0			
17. 8(a) Awards	5	3			

**PEACE CORPS**  
 Actions Reported Individually on SF279  
 Fiscal Year 1989 Through Fourth Quarter

	Actions	Dollars (000)
<b>TOTAL</b>	114	11,213
<b>CICA APPLICABILITY</b>		
Pre-CICA	0	0
CICA Awards	114	11,213
Small Purchases	0	0
Subject to Statute other than CICA	0	0
<b>KIND OF CONTRACT ACTION</b>		
Initial Letter Contract	0	0
Def. Contract Superseding Letter	0	0
New Definitive Contract	50	3,875
Small Purchase Procedure	0	0
Order Under IDC	0	0
Order Under BOA	0	0
Order /Mod Under GSA Schedule	1	30
Order/Mod Under VA Schedule	0	0
Modifications	63	7,308
Termination for Default	0	0
Termination for Convenience	0	0
<b>SYNOPSIS OF PROCUREMENT PRIOR TO AWARD</b>		
Synopsized Prior to Award	70	5,737
Not Synopsized Due to Urgency	0	0
Not Synopsized for Other Reason	44	5,476

FEDERAL PROCUREMENT DATA SYSTEM  
**PEACE CORPS**  
 Actions Reported Individually on SF279  
 Fiscal Year 1989 Through Fourth Quarter

SOLICITATION PROCEDURE	Actions	Dollars (000)
Full and Open Competition - Sealed Bid	2	80
Full and Open Competition - Comp Proposal	55	5,578
Full and Open Competition - Combination	9	403
Architect Engineer	0	0
Basic Research	0	0
Multiple Award Schedule	1	30
Alternate Source/Reduced Cost	0	0
Alternate Source/Mobilization	0	0
Alternate Source/Eng R & D	0	0
Set-aside	0	0
Other than Full and Open Competition	47	5,111
<b>FULL AND OPEN COMPETITION WITH ONLY ONE BIDDER/OFFERER</b>	<b>1</b>	<b>574</b>
<b>AUTHORITY FOR OTHER THAN FULL AND OPEN COMPETITION</b>		
Only One Source	29	2,065
- Follow-on Contract	1	41
- Utilities (Regulated & Telecommunications)	0	0
Unusual & Compelling Urgency	0	0
Mobilization/Essential R&D	0	0
International Agreement	0	0
Authorized by Statute	18	3,048
Authorized Resale	0	0
National Security	0	0
Public Interest	0	0
<b>EXTENT COMPETED</b>		
Competed	67	6,102
Not Available for Competition	22	3,178
Follow-on to Competed Action	0	0
Not Competed	25	1,933
<b>TYPE OF CONTRACT</b>		
Fixed Price	72	3,410
Cost Reimbursement	42	7,803
Time and Material	0	0
Labor Hour	0	0
<b>TYPE OF CONTRACTOR</b>		
Small Disadvantaged Business	18	3,048
Other Small Business	13	1,858
Large Business	11	463
Sheltered Workshops	0	0
Educational & Nonprofit	4	251
State & Local Government	2	335
Foreign Contractor	35	2,908
Domestic Contractor Performing Outside US	31	2,554
<b>WOMAN-OWNED SMALL BUSINESS</b>	<b>8</b>	<b>984</b>
<b>PREFERENCE PROGRAMS</b>		
Directed to Sheltered Workshop	0	0
8 (a) Program	18	3,048
Combined LSA/SB Set-aside	0	0
Small Business Set-aside	2	617
Labor Surplus Area Set-aside	0	0
Tie Bid Preference	0	0
Buy Indian/Self Determination Act	0	0
No Preference Program or Not Listed	94	7,550
<b>SUBJECT TO LABOR STATUTES</b>		
Walsh Healy Act - Manufacturer	1	30
Walsh Healy Act - Dealer	5	233
Service Contract Act	0	0
Davis Bacon Act	0	0
Not Subject to Above Acts	108	10,950
<b>PRODUCT OR SERVICE</b>		
Supplies & Equipment	11	534
ADP Equipment, Purchase and Lease	1	94
Research & Development	0	0
Construction	0	0
Architect & Engineering	0	0
Real Property, Purchase & Lease, or Maintenance	6	320
ADP Services	3	245
Other Services	83	10,020

FEDERAL PROCUREMENT DATA SYSTEM  
**PENNSYLVANIA AVENUE DEVELOPMENT CORPORATION**  
 Actions Reported in Summary on SF281  
 Fiscal Year 1989 Through Fourth Quarter

PART I - PRIME CONTRACTS						
	PROCUREMENT METHODS	Number of Actions (a)	NET DOLLAR AMOUNTS (000)			
			Small Business Concerns (b)	Large Business Concerns (c)	Domestic Outside U.S./ Foreign (d)	Other Entities (e)
NEW AWARDS AND MODIFICATIONS	1. Tariff or Regulated Acquisitions	0				0
	2. Contracts for Foreign Government or International Organization	0				0
	3. Small Purchases	0	0	0	0	0
	4. Delivery Orders - GSA Schedules Only	11	14	3	0	17
	5. Delivery Orders - Other Federal Schedules	0	0	0	0	0
	6. Delivery Orders - All Other	47	24	55	0	79
	7. Other Procurement Methods	38	66	18	0	84
	8. TOTAL NEW AWARDS AND MODIFICATIONS	96	104	76	0	180
COMPETITION	9. Competed	49	30	55	0	85
	10. Not Competed	20	12	14	0	26
	11. Not Available for Competition	27	62	7	0	69
MODIFICATIONS	12. TOTAL MODIFICATIONS (Excluding Line 3)	0				0

PART II - SELECTED SOCIOECONOMIC STATISTICS (Includes both new awards and modifications)					
PREFERENCE PROGRAMS			TYPE OF CONTRACTOR		
CATEGORY	Number of Actions (a)	Total net Dollars (b)	CATEGORY	Number of Actions (e)	Total net Dollars (f)
13. Small Business - Small Purchase Set-Aside	0	0	18. Small Disadvantaged Business	0	0
14. Small Business Set-Aside	0	0	19. Woman-Owned Small Business	0	0
15. Labor Surplus Area Set-Aside	0	0	20. Sheltered Workshop	0	0
16. Combined Labor Surplus/ Small Business Set-Aside	0	0			
17. 8(a) Awards	2	50			

**PENNSYLVANIA AVENUE DEVELOPMENT CORPORATION**  
 Actions Reported Individually on SF279  
 Fiscal Year 1989 Through Fourth Quarter

	Actions	Dollars (000)
<b>TOTAL</b>	<b>8</b>	<b>1,595</b>
<b>CICA APPLICABILITY</b>		
Pre-CICA	2	498
CICA Awards	6	1,097
Small Purchases	0	0
Subject to Statute other than CICA	0	0
<b>KIND OF CONTRACT ACTION</b>		
Initial Letter Contract	0	0
Def. Contract Superseding Letter	0	0
New Definitive Contract	8	1,595
Small Purchase Procedure	0	0
Order Under IDC	0	0
Order Under BOA	0	0
Order /Mod Under GSA Schedule	0	0
Order/Mod Under VA Schedule	0	0
Modifications	0	0
Termination for Default	0	0
Termination for Convenience	0	0
<b>SYNOPSIS OF PROCUREMENT PRIOR TO AWARD</b>		
Synopsized Prior to Award	4	826
Not Synopsized Due to Urgency	0	0
Not Synopsized for Other Reason	4	769

FEDERAL PROCUREMENT DATA SYSTEM  
**PENNSYLVANIA AVENUE DEVELOPMENT CORPORATION**  
 Actions Reported Individually on SF279  
 Fiscal Year 1989 Through Fourth Quarter

SOLICITATION PROCEDURE	Actions	Dollars (000)
Full and Open Competition - Sealed Bid	4	826
Full and Open Competition - Comp Proposal	0	0
Full and Open Competition - Combination	0	0
Architect Engineer	1	88
Basic Research	0	0
Multiple Award Schedule	0	0
Alternate Source/Reduced Cost	0	0
Alternate Source/Mobilization	0	0
Alternate Source/Eng R & D	0	0
Set-aside	0	0
Other than Full and Open Competition	1	183
<b>FULL AND OPEN COMPETITION WITH ONLY ONE BIDDER/OFFERER</b>	<b>1</b>	<b>88</b>
<b>AUTHORITY FOR OTHER THAN FULL AND OPEN COMPETITION</b>		
Only One Source	1	183
- Follow-on Contract	1	183
- Utilities (Regulated & Telecommunications)	0	0
Unusual & Compelling Urgency	0	0
Mobilization/Essential R&D	0	0
International Agreement	0	0
Authorized by Statute	0	0
Authorized Resale	0	0
National Security	0	0
Public Interest	0	0
<b>EXTENT COMPETED</b>		
Competed	5	914
Not Available for Competition	0	0
Follow-on to Competed Action	1	130
Not Competed	2	551
<b>TYPE OF CONTRACT</b>		
Fixed Price	8	1,595
Cost Reimbursement	0	0
Time and Material	0	0
Labor Hour	0	0
<b>TYPE OF CONTRACTOR</b>		
Small Disadvantaged Business	0	0
Other Small Business	0	0
Large Business	8	1,595
Sheltered Workshops	0	0
Educational & Nonprofit	0	0
State & Local Government	0	0
Foreign Contractor	0	0
Domestic Contractor Performing Outside US	0	0
<b>WOMAN-OWNED SMALL BUSINESS</b>	<b>0</b>	<b>0</b>
<b>PREFERENCE PROGRAMS</b>		
Directed to Sheltered Workshop	0	0
8 (a) Program	0	0
Combined LSA/SB Set-aside	0	0
Small Business Set-aside	0	0
Labor Surplus Area Set-aside	0	0
Tie Bid Preference	0	0
Buy Indian/Self Determination Act	0	0
No Preference Program or Not Listed	8	1,595
<b>SUBJECT TO LABOR STATUTES</b>		
Walsh Healy Act - Manufacturer	1	57
Walsh Healy Act - Dealer	0	0
Service Contract Act	0	0
Davis Bacon Act	2	449
Not Subject to Above Acts	5	1,089
<b>PRODUCT OR SERVICE</b>		
Supplies & Equipment	1	320
ADP Equipment, Purchase and Lease	0	0
Research & Development	0	0
Construction	0	0
Architect & Engineering	4	840
Real Property, Purchase & Lease, or Maintenance	0	0
ADP Services	0	0
Other Services	3	435

FEDERAL PROCUREMENT DATA SYSTEM  
**RAILROAD RETIREMENT BOARD**  
 Actions Reported in Summary on SF281  
 Fiscal Year 1989 Through Fourth Quarter

PART I - PRIME CONTRACTS							
	PROCUREMENT METHODS	Number of Actions (a)	NET DOLLAR AMOUNTS (000)				
			Small Business Concerns (b)	Large Business Concerns (c)	Domestic Outside U.S./ Foreign (d)	Other Entities (e)	Total Dollars (f)
NEW AWARDS AND MODIFICATIONS	1. Tariff or Regulated Acquisitions	0				0	
	2. Contracts for Foreign Government or International Organization	0				0	
	3. Small Purchases	2,174	883	1,327	0	55	2,265
	4. Delivery Orders - GSA Schedules Only	489	283	854	0	0	1,137
	5. Delivery Orders - Other Federal Schedules	0	0	0	0	0	0
	6. Delivery Orders - All Other	70	35	0	0	21	56
	7. Other Procurement Methods	1	11	0	0	0	11
	8. TOTAL NEW AWARDS AND MODIFICATIONS	2,734	1,212	2,181	0	76	3,469
COMPETITION	9. Competed	822	631	1,170	0	21	1,823
	10. Not Competed	387	362	819	0	43	1,224
	11. Not Available for Competition	1,525	219	192	0	12	422
MODIFICATIONS	12. TOTAL MODIFICATIONS (Excluding Line 3)	0					0

PART II - SELECTED SOCIOECONOMIC STATISTICS (Includes both new awards and modifications)					
PREFERENCE PROGRAMS			TYPE OF CONTRACTOR		
CATEGORY	Number of Actions (a)	Total net Dollars (b)	CATEGORY	Number of Actions (a)	Total net Dollars (b)
13. Small Business - Small Purchase Set-Aside	0	0	18. Small Disadvantaged Business	0	0
14. Small Business Set-Aside	0	0	19. Woman-Owned Small Business	0	0
15. Labor Surplus Area Set-Aside	0	0	20. Sheltered Workshop	0	0
16. Combined Labor Surplus/ Small Business Set-Aside	0	0			
17. 8(a) Awards	2	19			

**RAILROAD RETIREMENT BOARD**  
 Actions Reported Individually on SF279  
 Fiscal Year 1989 Through Fourth Quarter

	Actions	Dollars (000)
<b>TOTAL</b>	<b>52</b>	<b>5,993</b>
<b>CICA APPLICABILITY</b>		
Pre-CICA	0	0
CICA Awards	52	5,993
Small Purchases	0	0
Subject to Statute other than CICA	0	0
<b>KIND OF CONTRACT ACTION</b>		
Initial Letter Contract	0	0
Def. Contract Superseding Letter	0	0
New Definitive Contract	10	858
Small Purchase Procedure	0	0
Order Under IDC	8	680
Order Under BOA	0	0
Order /Mod Under GSA Schedule	17	1,108
Order/Mod Under VA Schedule	0	0
Modifications	19	3,349
Termination for Default	0	0
Termination for Convenience	0	0
<b>SYNOPSIS OF PROCUREMENT PRIOR TO AWARD</b>		
Synopsized Prior to Award	24	4,285
Not Synopsized Due to Urgency	1	26
Not Synopsized for Other Reason	27	1,700

**FEDERAL PROCUREMENT DATA SYSTEM**  
**RAILROAD RETIREMENT BOARD**  
**Actions Reported Individually on SF279**  
**Fiscal Year 1989 Through Fourth Quarter**

SOLICITATION PROCEDURE	Actions	Dollars (000)
Full and Open Competition - Sealed Bid	7	735
Full and Open Competition - Comp Proposal	18	3,477
Full and Open Competition - Combination	0	0
Architect Engineer	0	0
Basic Research	0	0
Multiple Award Schedule	0	0
Alternate Source/Reduced Cost	18	1,068
Alternate Source/Mobilization	0	0
Alternate Source/Eng R & D	0	0
Set-aside	0	0
Other than Full and Open Competition	0	0
<b>FULL AND OPEN COMPETITION WITH ONLY ONE BIDDER/OFFERER</b>	<b>11</b>	<b>713</b>
<b>AUTHORITY FOR OTHER THAN FULL AND OPEN COMPETITION</b>	<b>4</b>	<b>304</b>
Only One Source	3	59
- Follow-on Contract	0	0
- Utilities (Regulated & Telecommunications)	0	0
Unusual & Compelling Urgency	0	0
Mobilization/Essential R&D	1	28
International Agreement	0	0
Authorized by Statute	0	0
Authorized Resale	3	336
National Security	0	0
Public Interest	0	0
	<b>4</b>	<b>290</b>
<b>EXTENT COMPETED</b>		
Competed	45	5,570
Not Available for Competition	4	374
Follow-on to Competed Action	0	0
Not Competed	0	0
	<b>3</b>	<b>49</b>
<b>TYPE OF CONTRACT</b>		
Fixed Price	51	5,954
Cost Reimbursement	1	39
Time and Material	0	0
Labor Hour	0	0
	<b>0</b>	<b>0</b>
<b>TYPE OF CONTRACTOR</b>		
Small Disadvantaged Business	3	336
Other Small Business	14	1,458
Large Business	35	4,201
Sheltered Workshops	0	0
Educational & Nonprofit	0	0
State & Local Government	0	0
Foreign Contractor	0	0
Domestic Contractor Performing Outside US	0	0
	<b>0</b>	<b>0</b>
<b>WOMAN-OWNED SMALL BUSINESS</b>		
	<b>0</b>	<b>0</b>
<b>PREFERENCE PROGRAMS</b>		
Directed to Sheltered Workshop	0	0
8 (a) Program	3	336
Combined LSA/SB Set-aside	0	0
Small Business Set-aside	5	696
Labor Surplus Area Set-aside	0	0
Tie Bid Preference	0	0
Buy Indian/Self Determination Act	0	0
No Preference Program or Not Listed	0	0
	<b>44</b>	<b>4,971</b>
<b>SUBJECT TO LABOR STATUTES</b>		
Walsh Healy Act - Manufacturer	21	2,811
Walsh Healy Act - Dealer	1	61
Service Contract Act	11	1,310
Davis Bacon Act	3	615
Not Subject to Above Acts	18	1,196
<b>PRODUCT OR SERVICE</b>		
Supplies & Equipment	5	191
ADP Equipment, Purchase and Lease	10	2,069
Research & Development	0	0
Construction	1	70
Architect & Engineering	0	0
Real Property, Purchase & Lease, or Maintenance	0	0
ADP Services	10	779
Other Services	28	2,884

FEDERAL PROCUREMENT DATA SYSTEM  
**SECURITIES AND EXCHANGE COMMISSION**  
 Actions Reported in Summary on SF281  
 Fiscal Year 1989 Through Fourth Quarter

PART I - PRIME CONTRACTS						
	PROCUREMENT METHODS	Number of Actions (a)	NET DOLLAR AMOUNTS (000)			
			Small Business Concerns (b)	Large Business Concerns (c)	Domestic Outside U.S./ Foreign (d)	Other Entities (e)
NEW AWARDS AND MODIFICATIONS	1. Tariff or Regulated Acquisitions	0				0
	2. Contracts for Foreign Government or International Organization	0				0
	3. Small Purchases	1,716	2,123	1,240	0	3,363
	4. Delivery Orders - GSA Schedules Only	170	300	238	0	538
	5. Delivery Orders - Other Federal Schedules	0	0	0	0	0
	6. Delivery Orders - All Other	0	0	0	0	0
	7. Other Procurement Methods	22	0	0	0	112
	8. TOTAL NEW AWARDS AND MODIFICATIONS	1,908	2,423	1,478	0	4,013
COMPETITION	9. Competed	486	1,576	666	0	2,270
	10. Not Competed	19	311	2	0	313
	11. Not Available for Competition	1,403	536	810	0	1,430
MODIFICATIONS	12. TOTAL MODIFICATIONS (Excluding Line 3)	0				0

PART II - SELECTED SOCIOECONOMIC STATISTICS (Includes both new awards and modifications)					
PREFERENCE PROGRAMS			TYPE OF CONTRACTOR		
CATEGORY	Number of Actions (a)	Total net Dollars (b)	CATEGORY	Number of Actions (a)	Total net Dollars (b)
13. Small Business - Small Purchase Set-Aside	392	643	18. Small Disadvantaged Business	0	0
14. Small Business Set-Aside	0	0	19. Woman-Owned Small Business	0	0
15. Labor Surplus Area Set-Aside	0	0	20. Sheltered Workshop	0	0
16. Combined Labor Surplus/ Small Business Set-Aside	0	0			
17. 8(a) Awards	0	0			

**SECURITIES AND EXCHANGE COMMISSION**  
 Actions Reported Individually on SF279  
 Fiscal Year 1989 Through Fourth Quarter

	Actions	Dollars (000)
<b>TOTAL</b>	59	13,429
<b>CICA APPLICABILITY</b>		
Pre-CICA	1	31
CICA Awards	53	12,269
Small Purchases	0	0
Subject to Statute other than CICA	5	1,128
<b>KIND OF CONTRACT ACTION</b>		
Initial Letter Contract	0	0
Def. Contract Superseding Letter	0	0
New Definitive Contract	7	826
Small Purchase Procedure	0	0
Order Under IDC	14	1,737
Order Under BOA	0	0
Order /Mod Under GSA Schedule	18	908
Order/Mod Under VA Schedule	0	0
Modifications	20	9,957
Termination for Default	0	0
Termination for Convenience	0	0
<b>SYNOPSIS OF PROCUREMENT PRIOR TO AWARD</b>		
Synopsized Prior to Award	24	10,111
Not Synopsized Due to Urgency	0	0
Not Synopsized for Other Reason	35	3,317



FEDERAL PROCUREMENT DATA SYSTEM  
**SECURITIES AND EXCHANGE COMMISSION**  
 Actions Reported Individually on SF279  
 Fiscal Year 1989 Through Fourth Quarter

SOLICITATION PROCEDURE	Actions	Dollars (000)
Full and Open Competition - Sealed Bid	1	40
Full and Open Competition - Comp Proposal	15	9,580
Full and Open Competition - Combination	0	0
Architect Engineer	0	0
Basic Research	0	0
Multiple Award Schedule	18	832
Alternate Source/Reduced Cost	0	0
Alternate Source/Mobilization	0	0
Alternate Source/Eng R & D	0	0
Set-aside	1	38
Other than Full and Open Competition	20	1,781
<b>FULL AND OPEN COMPETITION WITH ONLY ONE BIDDER/OFFERER</b>	<b>3</b>	<b>158</b>
<b>AUTHORITY FOR OTHER THAN FULL AND OPEN COMPETITION</b>		
Only One Source	8	774
- Follow-on Contract	3	302
- Utilities (Regulated & Telecommunications)	0	0
Unusual & Compelling Urgency	0	0
Mobilization/Essential R&D	0	0
International Agreement	0	0
Authorized by Statute	11	842
Authorized Resale	1	165
National Security	0	0
Public Interest	0	0
<b>EXTENT COMPETED</b>		
Competed	34	10,519
Not Available for Competition	18	2,198
Follow-on to Competed Action	3	302
Not Competed	4	409
<b>TYPE OF CONTRACT</b>		
Fixed Price	40	3,423
Cost Reimbursement	15	9,515
Time and Material	4	490
Labor Hour	0	0
<b>TYPE OF CONTRACTOR</b>		
Small Disadvantaged Business	10	789
Other Small Business	9	1,173
Large Business	35	10,872
Sheltered Workshops	0	0
Educational & Nonprofit	4	553
State & Local Government	1	41
Foreign Contractor	0	0
Domestic Contractor Performing Outside US	0	0
<b>WOMAN-OWNED SMALL BUSINESS</b>	<b>0</b>	<b>0</b>
<b>PREFERENCE PROGRAMS</b>		
Directed to Sheltered Workshop	0	0
8 (a) Program	10	789
Combined LSA/SB Set-aside	0	0
Small Business Set-aside	1	36
Labor Surplus Area Set-aside	0	0
Tie Bid Preference	0	0
Buy Indian/Self Determination Act	0	0
No Preference Program or Not Listed	48	12,603
<b>SUBJECT TO LABOR STATUTES</b>		
Walsh Healy Act - Manufacturer	17	868
Walsh Healy Act - Dealer	10	462
Service Contract Act	22	10,359
Davis Bacon Act	0	0
Not Subject to Above Acts	10	1,739
<b>PRODUCT OR SERVICE</b>		
Supplies & Equipment	6	398
ADP Equipment, Purchase and Lease	15	710
Research & Development	0	0
Construction	0	0
Architect & Engineering	2	349
Real Property, Purchase & Lease, or Maintenance	0	0
ADP Services	30	10,986
Other Services	6	975

FEDERAL PROCUREMENT DATA SYSTEM  
**SELECTIVE SERVICE SYSTEM**  
 Actions Reported in Summary on SF281  
 Fiscal Year 1989 Through Fourth Quarter

PART I - PRIME CONTRACTS							
	PROCUREMENT METHODS	Number of Actions (a)	NET DOLLAR AMOUNTS (000)				Total Dollars (f)
			Small Business Concerns (b)	Large Business Concerns (c)	Domestic Outside U.S./ Foreign (d)	Other Entitled (e)	
NEW AWARDS AND MODIFICATIONS	1. Tariff or Regulated Acquisitions	0					0
	2. Contracts for Foreign Government or International Organization	0					0
	3. Small Purchases	141	71	17	0	1	89
	4. Delivery Orders - GSA Schedules Only	45	17	15	0	0	32
	5. Delivery Orders - Other Federal Schedules	0	0	0	0	0	0
	6. Delivery Orders - All Other	0	0	0	0	0	0
	7. Other Procurement Methods	0	0	0	0	0	0
	8. TOTAL NEW AWARDS AND MODIFICATIONS	186	88	32	0	1	121
COMPETITION	9. Competed	125	77	28	0	0	103
	10. Not Competed	33	5	4	0	0	9
	11. Not Available for Competition	28	6	2	0	1	9
MODIFICATIONS	12. TOTAL MODIFICATIONS (Excluding Line 3)	0					0

PART II - SELECTED SOCIOECONOMIC STATISTICS (Includes both new awards and modifications)					
PREFERENCE PROGRAMS			TYPE OF CONTRACTOR		
CATEGORY	Number of Actions (a)	Total net Dollars (b)	CATEGORY	Number of Actions (a)	Total net Dollars (b)
13. Small Business - Small Purchase Set-Aside	0	0	18. Small Disadvantaged Business	3	4
14. Small Business Set-Aside	0	0	19. Woman-Owned Small Business	21	13
15. Labor Surplus Area Set-Aside	0	0	20. Sheltered Workshop	0	0
16. Combined Labor Surplus/ Small Business Set-Aside	0	0			
17. 8(a) Awards	0	0			

**SELECTIVE SERVICE SYSTEM**  
 Actions Reported Individually on SF279  
 Fiscal Year 1989 Through Fourth Quarter

	Actions	Dollars (000)
<b>TOTAL</b>	2	66
<b>CICA APPLICABILITY</b>		
Pre-CICA	0	0
CICA Awards	2	66
Small Purchases	0	0
Subject to Statute other than CICA	0	0
<b>KIND OF CONTRACT ACTION</b>		
Initial Letter Contract	0	0
Def. Contract Superseding Letter	0	0
New Definitive Contract	0	0
Small Purchase Procedure	0	0
Order Under IDC	2	66
Order Under BOA	0	0
Order /Mod Under GSA Schedule	0	0
Order/Mod Under VA Schedule	0	0
Modifications	0	0
Termination for Default	0	0
Termination for Convenience	0	0
<b>SYNOPSIS OF PROCUREMENT PRIOR TO AWARD</b>		
Synopsized Prior to Award	2	66
Not Synopsized Due to Urgency	0	0
Not Synopsized for Other Reason	0	0

FEDERAL PROCUREMENT DATA SYSTEM  
**SELECTIVE SERVICE SYSTEM**  
 Actions Reported Individually on SF279  
 Fiscal Year 1989 Through Fourth Quarter

SOLICITATION PROCEDURE	Actions	Dollars (000)
Full and Open Competition - Sealed Bid	0	0
Full and Open Competition - Comp Proposal	2	66
Full and Open Competition - Combination	0	0
Architect Engineer	0	0
Basic Research	0	0
Multiple Award Schedule	0	0
Alternate Source/Reduced Cost	0	0
Alternate Source/Mobilization	0	0
Alternate Source/Eng R & D	0	0
Set-aside	0	0
Other than Full and Open Competition	0	0
<b>FULL AND OPEN COMPETITION WITH ONLY ONE BIDDER/OFFERER</b>	<b>0</b>	<b>0</b>
<b>AUTHORITY FOR OTHER THAN FULL AND OPEN COMPETITION</b>		
Only One Source	0	0
- Follow-on Contract	0	0
- Utilities (Regulated & Telecommunications)	0	0
Unusual & Compelling Urgency	0	0
Mobilization/Essential R&D	0	0
International Agreement	0	0
Authorized by Statute	0	0
Authorized Resale	0	0
National Security	0	0
Public Interest	0	0
<b>EXTENT COMPETED</b>		
Competed	2	66
Not Available for Competition	0	0
Follow-on to Competed Action	0	0
Not Competed	0	0
<b>TYPE OF CONTRACT</b>		
Fixed Price	2	66
Cost Reimbursement	0	0
Time and Material	0	0
Labor Hour	0	0
<b>TYPE OF CONTRACTOR</b>		
Small Disadvantaged Business	0	0
Other Small Business	0	0
Large Business	2	66
Sheltered Workshops	0	0
Educational & Nonprofit	0	0
State & Local Government	0	0
Foreign Contractor	0	0
Domestic Contractor Performing Outside US	0	0
<b>WOMAN-OWNED SMALL BUSINESS</b>	<b>0</b>	<b>0</b>
<b>PREFERENCE PROGRAMS</b>		
Directed to Sheltered Workshop	0	0
8 (a) Program	0	0
Combined LSA/SB Set-aside	0	0
Small Business Set-aside	0	0
Labor Surplus Area Set-aside	0	0
Tie Bid Preference	0	0
Buy Indian/Self Determination Act	0	0
No Preference Program or Not Listed	2	66
<b>SUBJECT TO LABOR STATUTES</b>		
Walsh Healy Act - Manufacturer	0	0
Walsh Healy Act - Dealer	0	0
Service Contract Act	2	66
Davis Bacon Act	0	0
Not Subject to Above Acts	0	0
<b>PRODUCT OR SERVICE</b>		
Supplies & Equipment	0	0
ADP Equipment, Purchase and Lease	0	0
Research & Development	0	0
Construction	0	0
Architect & Engineering	0	0
Real Property, Purchase & Lease, or Maintenance	0	0
ADP Services	0	0
Other Services	2	66

FEDERAL PROCUREMENT DATA SYSTEM  
**SMALL BUSINESS ADMINISTRATION**  
 Actions Reported in Summary on SF281  
 Fiscal Year 1989 Through Fourth Quarter

PART I - PRIME CONTRACTS							
	PROCUREMENT METHODS	Number of Actions (a)	NET DOLLAR AMOUNTS (000)				Total Dollars (f)
			Small Business Concerns (b)	Large Business Concerns (c)	Domestic Outside U.S./ Foreign (d)	Other Entities (e)	
NEW AWARDS AND MODIFICATIONS	1. Tariff or Regulated Acquisitions	67					74
	2. Contracts for Foreign Government or International Organization	0					0
	3. Small Purchases	5,004	3,004	3,249	0	27	6,280
	4. Delivery Orders - GSA Schedules Only	2,209	1,730	4,337	0	12	6,079
	5. Delivery Orders - Other Federal Schedules	187	37	117	0	19	173
	6. Delivery Orders - All Other	524	176	296	0	3	475
	7. Other Procurement Methods	784	248	211	0	325	784
	8. TOTAL NEW AWARDS AND MODIFICATIONS	8,775	5,195	8,210	0	386	13,885
COMPETITION	9. Competed	3,577	2,375	3,428	0	15	5,818
	10. Not Competed	2,765	1,466	2,176	0	7	3,649
	11. Not Available for Competition	2,433	1,354	2,808	0	384	4,398
MODIFICATIONS	12. TOTAL MODIFICATIONS (Excluding Line 3)	401					332

PART II - SELECTED SOCIOECONOMIC STATISTICS (Includes both new awards and modifications)					
PREFERENCE PROGRAMS			TYPE OF CONTRACTOR		
CATEGORY	Number of Actions (a)	Total net Dollars (b)	CATEGORY	Number of Actions (a)	Total net Dollars (b)
13. Small Business - Small Purchase Set-Aside	498	288	18. Small Disadvantaged Business	35	188
14. Small Business Set-Aside	88	20	19. Woman-Owned Small Business	38	38
15. Labor Surplus Area Set-Aside	48	20	20. Sheltered Workshop	1	1
16. Combined Labor Surplus/ Small Business Set-Aside	16	29			
17. 8(a) Awards	10	88			

**SMALL BUSINESS ADMINISTRATION**  
 Actions Reported Individually on SF279  
 Fiscal Year 1989 Through Fourth Quarter

	Actions	Dollars (000)
<b>TOTAL</b>	73	8,612
<b>CICA APPLICABILITY</b>		
Pre-CICA	0	0
CICA Awards	73	8,612
Small Purchases	0	0
Subject to Statute other than CICA	0	0
<b>KIND OF CONTRACT ACTION</b>		
Initial Letter Contract	0	0
Def. Contract Superseding Letter	0	0
New Definitive Contract	15	1,206
Small Purchase Procedure	0	0
Order Under IDC	0	0
Order Under BOA	0	0
Order /Mod Under GSA Schedule	0	0
Order/Mod Under VA Schedule	0	0
Modifications	57	7,535
Termination for Default	0	0
Termination for Convenience	1	-129
<b>SYNOPSIS OF PROCUREMENT PRIOR TO AWARD</b>		
Synopsized Prior to Award	34	5,458
Not Synopsized Due to Urgency	0	0
Not Synopsized for Other Reason	39	3,154

**FEDERAL PROCUREMENT DATA SYSTEM**  
**SMALL BUSINESS ADMINISTRATION**  
**Actions Reported Individually on SF279**  
**Fiscal Year 1989 Through Fourth Quarter**

SOLICITATION PROCEDURE	Actions	Dollars (000)
Full and Open Competition - Sealed Bid	3	257
Full and Open Competition - Comp Proposal	22	4,519
Full and Open Competition - Combination	0	0
Architect Engineer	0	0
Basic Research	0	0
Multiple Award Schedule	0	0
Alternate Source/Reduced Cost	0	0
Alternate Source/Mobilization	0	0
Alternate Source/Eng R & D	0	0
Set-aside	0	0
Other than Full and Open Competition	48	3,838
<b>FULL AND OPEN COMPETITION WITH ONLY ONE BIDDER/OFFERER</b>	<b>5</b>	<b>366</b>
<b>AUTHORITY FOR OTHER THAN FULL AND OPEN COMPETITION</b>		
Only One Source	24	1,372
- Follow-on Contract	12	833
- Utilities (Regulated & Telecommunications)	1	43
Unusual & Compelling Urgency	0	0
Mobilization/Essential R&D	0	0
International Agreement	0	0
Authorized by Statute	24	2,464
Authorized Resale	0	0
National Security	0	0
Public Interest	0	0
<b>EXTENT COMPETED</b>		
Competed	25	4,778
Not Available for Competition	37	2,959
Follow-on to Competed Action	1	33
Not Competed	10	844
<b>TYPE OF CONTRACT</b>		
Fixed Price	64	7,182
Cost Reimbursement	8	1,406
Time and Material	1	44
Labor Hour	0	0
<b>TYPE OF CONTRACTOR</b>		
Small Disadvantaged Business	22	2,170
Other Small Business	17	3,374
Large Business	32	2,928
Sheltered Workshops	0	0
Educational & Nonprofit	2	140
State & Local Government	0	0
Foreign Contractor	0	0
Domestic Contractor Performing Outside US	0	0
<b>WOMAN-OWNED SMALL BUSINESS</b>	<b>4</b>	<b>974</b>
<b>PREFERENCE PROGRAMS</b>		
Directed to Sheltered Workshop	0	0
8 (e) Program	21	2,107
Combined LSA/SB Set-aside	0	0
Small Business Set-aside	11	3,106
Labor Surplus Area Set-aside	0	0
Tie Bid Preference	0	0
Buy Indian/Self Determination Act	0	0
No Preference Program or Not Listed	41	3,399
<b>SUBJECT TO LABOR STATUTES</b>		
Walsh Healy Act - Manufacturer	0	0
Walsh Healy Act - Dealer	0	0
Service Contract Act	13	837
Davis Bacon Act	0	0
Not Subject to Above Acts	80	7,775
<b>PRODUCT OR SERVICE</b>		
Supplies & Equipment	0	0
ADP Equipment, Purchase and Lease	19	1,139
Research & Development	0	0
Construction	0	0
Architect & Engineering	0	0
Real Property, Purchase & Lease, or Maintenance	0	0
ADP Services	25	4,092
Other Services	29	3,381

FEDERAL PROCUREMENT DATA SYSTEM  
**SMITHSONIAN INSTITUTION**  
 Actions Reported in Summary on SF281  
 Fiscal Year 1989 Through Fourth Quarter

PART I - PRIME CONTRACTS							
	PROCUREMENT METHODS	Number of Actions (a)	NET DOLLAR AMOUNTS (000)				
			Small Business Concerns (b)	Large Business Concerns (c)	Domestic Outside U.S./ Foreign (d)	Other Entities (e)	Total Dollars (f)
NEW AWARDS AND MODIFICATIONS	1. Tariff or Regulated Acquisitions	0				0	
	2. Contracts for Foreign Government or International Organization	0				0	
	3. Small Purchases	28,814	14,294	1,918	0	880	17,090
	4. Delivery Orders - GSA Schedules Only	979	1,455	1,976	0	0	3,431
	5. Delivery Orders - Other Federal Schedules	0	0	0	0	0	0
	6. Delivery Orders - All Other	123	0	0	0	525	525
	7. Other Procurement Methods	198	0	0	0	469	469
	8. TOTAL NEW AWARDS AND MODIFICATIONS	29,914	15,749	3,892	0	1,874	21,515
COMPETITION	9. Competed	3,957	3,309	1,136	0	0	4,445
	10. Not Competed	14,939	9,682	1,665	0	1,101	12,448
	11. Not Available for Competition	11,018	2,758	1,091	0	773	4,622
MODIFICATIONS	12. TOTAL MODIFICATIONS (Excluding Line 3)	0					0

PART II - SELECTED SOCIOECONOMIC STATISTICS (Includes both new awards and modifications)					
PREFERENCE PROGRAMS			TYPE OF CONTRACTOR		
CATEGORY	Number of Actions (a)	Total net Dollars (b)	CATEGORY	Number of Actions (a)	Total net Dollars (b)
13. Small Business - Small Purchase Set-Aside	18,603	9,363	18. Small Disadvantaged Business	251	597
14. Small Business Set-Aside	1,237	3,415	19. Woman-Owned Small Business	223	559
15. Labor Surplus Area Set-Aside	0	0	20. Sheltered Workshop	0	0
16. Combined Labor Surplus/ Small Business Set-Aside	0	0			
17. 8(a) Awards	0	0			

**SMITHSONIAN INSTITUTION**  
 Actions Reported Individually on SF279  
 Fiscal Year 1989 Through Fourth Quarter

	Actions	Dollars (000)
<b>TOTAL</b>	342	33,228
<b>CICA APPLICABILITY</b>		
Pre-CICA	6	342
CICA Awards	335	32,835
Small Purchases	0	0
Subject to Statute other than CICA	0	0
<b>KIND OF CONTRACT ACTION</b>		
Initial Letter Contract	2	82
Def. Contract Superseding Letter	0	0
New Definitive Contract	116	25,373
Small Purchase Procedure	0	0
Order Under IDC	2	86
Order Under BOA	2	350
Order /Mod Under GSA Schedule	20	1,053
Order/Mod Under VA Schedule	0	0
Modifications	200	6,284
Termination for Default	0	0
Termination for Convenience	0	0
<b>SYNOPSIS OF PROCUREMENT PRIOR TO AWARD</b>		
Synopsized Prior to Award	83	6,257
Not Synopsized Due to Urgency	0	0
Not Synopsized for Other Reason	258	26,920

**FEDERAL PROCUREMENT DATA SYSTEM**  
**SMITHSONIAN INSTITUTION**  
**Actions Reported Individually on SF279**  
**Fiscal Year 1989 Through Fourth Quarter**

	Actions	Dollars (000)
<b>SOLICITATION PROCEDURE</b>		
Full and Open Competition - Sealed Bid	88	6,959
Full and Open Competition - Comp Proposal	89	13,638
Full and Open Competition - Combination	0	0
Architect Engineer	0	0
Basic Research	0	0
Multiple Award Schedule	19	1,016
Alternate Source/Reduced Cost	0	0
Alternate Source/Mobilization	0	0
Alternate Source/Eng R & D	0	0
Set-aside	0	0
Other than Full and Open Competition	140	11,273
<b>FULL AND OPEN COMPETITION WITH ONLY ONE BIDDER/OFFERER</b>	<b>6</b>	<b>214</b>
<b>AUTHORITY FOR OTHER THAN FULL AND OPEN COMPETITION</b>		
Only One Source	124	6,996
- Follow-on Contract	83	5,055
- Utilities (Regulated & Telecommunications)	3	111
Unusual & Compelling Urgency	0	0
Mobilization/Essential R&D	0	0
International Agreement	1	1
Authorized by Statute	15	4,276
Authorized Resale	0	0
National Security	0	0
Public Interest	0	0
<b>EXTENT COMPETED</b>		
Competed	205	21,827
Not Available for Competition	78	7,672
Follow-on to Competed Action	0	0
Not Competed	60	3,678
<b>TYPE OF CONTRACT</b>		
Fixed Price	341	33,177
Cost Reimbursement	0	0
Time and Material	0	0
Labor Hour	0	0
<b>TYPE OF CONTRACTOR</b>		
Small Disadvantaged Business	59	3,428
Other Small Business	207	13,637
Large Business	66	15,009
Sheltered Workshops	1	99
Educational & Nonprofit	8	1,004
State & Local Government	0	0
Foreign Contractor	0	0
Domestic Contractor Performing Outside US	0	0
<b>WOMAN-OWNED SMALL BUSINESS</b>	<b>8</b>	<b>216</b>
<b>PREFERENCE PROGRAMS</b>		
Directed to Sheltered Workshop	0	0
8 (a) Program	59	3,428
Combined LSA/SB Set-aside	0	0
Small Business Set-aside	0	0
Labor Surplus Area Set-aside	0	0
Tie Bid Preference	0	0
Buy Indian/Self Determination Act	1	1
No Preference Program or Not Listed	281	29,748
<b>SUBJECT TO LABOR STATUTES</b>		
Walsh Healy Act - Manufacturer	21	1,296
Walsh Healy Act - Dealer	49	2,410
Service Contract Act	29	1,754
Davis Bacon Act	162	22,878
Not Subject to Above Acts	80	4,869
<b>PRODUCT OR SERVICE</b>		
Supplies & Equipment	54	2,993
ADP Equipment, Purchase and Lease	8	470
Research & Development	1	51
Construction	156	22,658
Architect & Engineering	24	1,404
Real Property, Purchase & Lease, or Maintenance	0	0
ADP Services	10	681
Other Services	91	4,971

**FEDERAL PROCUREMENT DATA SYSTEM  
 TENNESSEE VALLEY AUTHORITY  
 Actions Reported in Summary on SF281  
 Fiscal Year 1989 Through Fourth Quarter**

PART I - PRIME CONTRACTS							
	PROCUREMENT METHODS	Number of Actions (a)	NET DOLLAR AMOUNTS (000)				
			Small Business Concerns (b)	Large Business Concerns (c)	Domestic Outside U.S./ Foreign (d)	Other Entities (e)	Total Dollars (f)
NEW AWARDS AND MODIFICATIONS	1. Tariff or Regulated Acquisitions	39,938				16,668	
	2. Contracts for Foreign Government or International Organization	0				0	
	3. Small Purchases	37,238	66,926	15,705	75	224	82,930
	4. Delivery Orders - GSA Schedules Only	0	0	0	0	0	0
	5. Delivery Orders - Other Federal Schedules	0	0	0	0	0	0
	6. Delivery Orders - All Other	0	0	0	0	0	0
	7. Other Procurement Methods	0	0	0	0	0	0
	8. TOTAL NEW AWARDS AND MODIFICATIONS	77,174	66,926	15,705	75	224	89,598
COMPETITION	9. Competed	36,784	66,290	15,367	74	156	81,887
	10. Not Competed	454	636	338	1	68	1,043
	11. Not Available for Competition	39,938	0	0	0	0	16,668
MODIFICATIONS	12. TOTAL MODIFICATIONS (Excluding Line 3)	0				0	

PART II - SELECTED SOCIOECONOMIC STATISTICS (Includes both new awards and modifications)					
PREFERENCE PROGRAMS			TYPE OF CONTRACTOR		
CATEGORY	Number of Actions (a)	Total net Dollars (b)	CATEGORY	Number of Actions (a)	Total net Dollars (b)
13. Small Business - Small Purchase Set-Aside	584	295	18. Small Disadvantaged Business	5,653	8,492
14. Small Business Set-Aside	0	0	19. Woman-Owned Small Business	2,806	3,826
15. Labor Surplus Area Set-Aside	0	0	20. Sheltered Workshop	0	0
16. Combined Labor Surplus/ Small Business Set-Aside	0	0			
17. 8(a) Awards	0	0			

**TENNESSEE VALLEY AUTHORITY  
 Actions Reported Individually on SF279  
 Fiscal Year 1989 Through Fourth Quarter**

	Actions	Dollars (000)
<b>TOTAL</b>		
<b>CICA APPLICABILITY</b>	1,573	1,078,662
Pre-CICA	7	3,921
CICA Awards	1,554	1,068,914
Small Purchases	0	0
Subject to Statute other than CICA	12	4,857
<b>KIND OF CONTRACT ACTION</b>		
Initial Letter Contract	1	30
Def. Contract Superseding Letter	0	0
New Definitive Contract	1,237	1,042,047
Small Purchase Procedure	0	0
Order Under IDC	0	0
Order Under BOA	0	0
Order /Mod Under GSA Schedule	4	1,215
Order/Mod Under VA Schedule	0	0
Modifications	331	35,400
Termination for Default	0	0
Termination for Convenience	0	0
<b>SYNOPSIS OF PROCUREMENT PRIOR TO AWARD</b>		
Synopsized Prior to Award	348	594,598
Not Synopsized Due to Urgency	27	10,582
Not Synopsized for Other Reason	1,200	473,512



FEDERAL PROCUREMENT DATA SYSTEM  
**TENNESSEE VALLEY AUTHORITY**  
 Actions Reported Individually on SF279  
 Fiscal Year 1989 Through Fourth Quarter

	Actions	Dollars (000)
<b>SOLICITATION PROCEDURE</b>		
Full and Open Competition - Sealed Bid	1,221	785,253
Full and Open Competition - Comp Proposal	226	38,393
Full and Open Competition - Combination	6	35
Architect Engineer	0	0
Basic Research	0	0
Multiple Award Schedule	4	1,215
Alternate Source/Reduced Cost	0	0
Alternate Source/Mobilization	0	0
Alternate Source/Eng R & D	0	0
Set-aside	0	0
Other than Full and Open Competition	97	245,018
<b>FULL AND OPEN COMPETITION WITH ONLY ONE BIDDER/OFFERER</b>	<b>146</b>	<b>21,670</b>
<b>AUTHORITY FOR OTHER THAN FULL AND OPEN COMPETITION</b>		
Only One Source	61	233,493
- Follow-on Contract	0	0
- Utilities (Regulated & Telecommunications)	0	0
Unusual & Compelling Urgency	27	10,582
Mobilization/Essential R&D	0	0
International Agreement	1	300
Authorized by Statute	8	843
Authorized Resale	0	0
National Security	0	0
Public Interest	0	0
<b>EXTENT COMPETED</b>		
Competed	1,485	835,355
Not Available for Competition	9	884
Follow-on to Competed Action	0	0
Not Competed	79	242,453
<b>TYPE OF CONTRACT</b>		
Fixed Price	1,538	1,072,742
Cost Reimbursement	0	0
Time and Material	2	425
Labor Hour	33	5,525
<b>TYPE OF CONTRACTOR</b>		
Small Disadvantaged Business	48	27,253
Other Small Business	995	51,108
Large Business	514	997,042
Sheltered Workshops	1	100
Educational & Nonprofit	5	290
State & Local Government	9	738
Foreign Contractor	1	2,165
Domestic Contractor Performing Outside US	0	0
<b>WOMAN-OWNED SMALL BUSINESS</b>	<b>31</b>	<b>4,693</b>
<b>PREFERENCE PROGRAMS</b>		
Directed to Sheltered Workshop	0	0
8 (a) Program	2	164
Combined LSA/SB Set-aside	0	0
Small Business Set-aside	5	348
Labor Surplus Area Set-aside	230	813,331
Tie Bid Preference	0	0
Buy Indian/Self Determination Act	0	0
No Preference Program or Not Listed	1,336	264,849
<b>SUBJECT TO LABOR STATUTES</b>		
Walsh Healy Act - Manufacturer	281	792,271
Walsh Healy Act - Dealer	41	9,413
Service Contract Act	0	0
Davis Bacon Act	0	0
Not Subject to Above Acts	1,251	277,008
<b>PRODUCT OR SERVICE</b>		
Supplies & Equipment	1,281	1,024,865
ADP Equipment, Purchase and Lease	47	8,118
Research & Development	0	0
Construction	75	12,579
Architect & Engineering	4	2,350
Real Property, Purchase & Lease, or Maintenance	12	4,380
ADP Services	21	3,925
Other Services	133	22,495

FEDERAL PROCUREMENT DATA SYSTEM  
**UNITED STATES ARMS CONTROL AND DISARMAMENT AGENCY**  
 Actions Reported in Summary on SF281  
 Fiscal Year 1989 Through Fourth Quarter

PART I - PRIME CONTRACTS						
	PROCUREMENT METHODS	Number of Actions (a)	NET DOLLAR AMOUNTS (000)			
			Small Business Concerns (b)	Large Business Concerns (c)	Domestic Outside U.S./ Foreign (d)	Other Entities (e)
NEW AWARDS AND MODIFICATIONS	1. Tariff or Regulated Acquisitions	0				0
	2. Contracts for Foreign Government or International Organization	0				0
	3. Small Purchases	155	148	151	0	299
	4. Delivery Orders - GSA Schedules Only	20	23	30	0	53
	5. Delivery Orders - Other Federal Schedules	0	0	0	0	0
	6. Delivery Orders - All Other	18	50	143	0	226
	7. Other Procurement Methods	12	73	36	0	150
	8. TOTAL NEW AWARDS AND MODIFICATIONS	205	294	360	0	728
COMPETITION	9. Competed	89	132	230	0	411
	10. Not Competed	68	102	86	0	213
	11. Not Available for Competition	48	60	44	0	104
MODIFICATIONS	12. TOTAL MODIFICATIONS (Excluding Line 3)	11				138

PART II - SELECTED SOCIOECONOMIC STATISTICS (Includes both new awards and modifications)					
PREFERENCE PROGRAMS			TYPE OF CONTRACTOR		
CATEGORY	Number of Actions (a)	Total net Dollars (b)	CATEGORY	Number of Actions (a)	Total net Dollars (b)
13. Small Business - Small Purchase Set-Aside	0	0	18. Small Disadvantaged Business	0	0
14. Small Business Set-Aside	8	68	19. Woman-Owned Small Business	3	2
15. Labor Surplus Area Set-Aside	0	0	20. Sheltered Workshop	0	0
16. Combined Labor Surplus/ Small Business Set-Aside	0	0			
17. 8(a) Awards	3	38			

**UNITED STATES ARMS CONTROL AND DISARMAMENT AGENCY**  
 Actions Reported Individually on SF279  
 Fiscal Year 1989 Through Fourth Quarter

	Actions	Dollars (000)
<b>TOTAL</b>	16	1,352
<b>CICA APPLICABILITY</b>		
Pre-CICA	0	0
CICA Awards	16	1,352
Small Purchases	0	0
Subject to Statute other than CICA	0	0
<b>KIND OF CONTRACT ACTION</b>		
Initial Letter Contract	0	0
Def. Contract Superseding Letter	0	0
New Definitive Contract	1	735
Small Purchase Procedure	0	0
Order Under IDC	13	526
Order Under BOA	0	0
Order /Mod Under GSA Schedule	0	0
Order/Mod Under VA Schedule	0	0
Modifications	2	91
Termination for Default	0	0
Termination for Convenience	0	0
<b>SYNOPSIS OF PROCUREMENT PRIOR TO AWARD</b>		
Synopsized Prior to Award	14	1,261
Not Synopsized Due to Urgency	0	0
Not Synopsized for Other Reason	2	91

FEDERAL PROCUREMENT DATA SYSTEM  
**UNITED STATES ARMS CONTROL AND DISARMAMENT AGENCY**  
 Actions Reported Individually on SF279  
 Fiscal Year 1989 Through Fourth Quarter

SOLICITATION PROCEDURE	Actions	Dollars (000)
Full and Open Competition - Sealed Bid	0	0
Full and Open Competition - Comp Proposal	14	1,261
Full and Open Competition - Combination	0	0
Architect Engineer	0	0
Basic Research	0	0
Multiple Award Schedule	0	0
Alternate Source/Reduced Cost	0	0
Alternate Source/Mobilization	0	0
Alternate Source/Eng R & D	0	0
Set-aside	0	0
Other than Full and Open Competition	2	91
<b>FULL AND OPEN COMPETITION WITH ONLY ONE BIDDER/OFFERER</b>	<b>0</b>	<b>0</b>
<b>AUTHORITY FOR OTHER THAN FULL AND OPEN COMPETITION</b>		
Only One Source	1	31
- Follow-on Contract	0	0
- Utilities (Regulated & Telecommunications)	0	0
Unusual & Compelling Urgency	0	0
Mobilization/Essential R&D	0	0
International Agreement	0	0
Authorized by Statute	1	60
Authorized Resale	0	0
National Security	0	0
Public Interest	0	0
<b>EXTENT COMPETED</b>		
Competed	14	1,261
Not Available for Competition	1	60
Follow-on to Competed Action	0	0
Not Competed	1	31
<b>TYPE OF CONTRACT</b>		
Fixed Price	0	0
Cost Reimbursement	14	557
Time and Material	1	60
Labor Hour	1	735
<b>TYPE OF CONTRACTOR</b>		
Small Disadvantaged Business	1	60
Other Small Business	0	0
Large Business	15	1,292
Sheltered Workshops	0	0
Educational & Nonprofit	0	0
State & Local Government	0	0
Foreign Contractor	0	0
Domestic Contractor Performing Outside US	0	0
<b>WOMAN-OWNED SMALL BUSINESS</b>	<b>0</b>	<b>0</b>
<b>PREFERENCE PROGRAMS</b>		
Directed to Sheltered Workshop	0	0
8 (a) Program	1	60
Combined LSA/SB Set-aside	0	0
Small Business Set-aside	0	0
Labor Surplus Area Set-aside	0	0
Tie Bid Preference	0	0
Buy Indian/Self Determination Act	0	0
No Preference Program or Not Listed	15	1,292
<b>SUBJECT TO LABOR STATUTES</b>		
Walsh Healy Act - Manufacturer	0	0
Walsh Healy Act - Dealer	0	0
Service Contract Act	2	795
Devis Bacon Act	0	0
Not Subject to Above Acts	14	557
<b>PRODUCT OR SERVICE</b>		
Supplies & Equipment	0	0
ADP Equipment, Purchase and Lease	0	0
Research & Development	0	0
Construction	0	0
Architect & Engineering	0	0
Real Property, Purchase & Lease, or Maintenance	0	0
ADP Services /	2	795
Other Services	14	557

FEDERAL PROCUREMENT DATA SYSTEM  
**UNITED STATES INFORMATION AGENCY**  
 Actions Reported in Summary on SF281  
 Fiscal Year 1989 Through Fourth Quarter

PART I - PRIME CONTRACTS							
	PROCUREMENT METHODS	Number of Actions (a)	NET DOLLAR AMOUNTS (000)				
			Small Business Concerns (b)	Large Business Concerns (c)	Domestic Outside U.S./ Foreign (d)	Other Entities (e)	Total Dollars (f)
NEW AWARDS AND MODIFICATIONS	1. Tariff or Regulated Acquisitions	302				901	
	2. Contracts for Foreign Government or International Organization	0				0	
	3. Small Purchases	21,837	18,545	3,331	338	287	22,501
	4. Delivery Orders - GSA Schedules Only	3,429	2,442	7,662	0	2	10,108
	5. Delivery Orders - Other Federal Schedules	735	891	509	0	58	1,458
	6. Delivery Orders - All Other	1,263	2,902	1,234	24	28	4,188
	7. Other Procurement Methods	57	307	17	0	31	355
	8. TOTAL NEW AWARDS AND MODIFICATIONS	27,623	25,087	12,753	362	406	39,509
COMPETITION	9. Competed	6,927	11,660	3,409	266	30	15,365
	10. Not Competed	13,728	10,464	8,522	95	284	19,365
	11. Not Available for Competition	6,968	2,963	822	1	92	4,779
MODIFICATIONS	12. TOTAL MODIFICATIONS (Excluding Line 3)	0					0

PART II - SELECTED SOCIOECONOMIC STATISTICS (Includes both new awards and modifications)					
PREFERENCE PROGRAMS			TYPE OF CONTRACTOR		
CATEGORY	Number of Actions (a)	Total net Dollars (b)	CATEGORY	Number of Actions (a)	Total net Dollars (b)
13. Small Business - Small Purchase Set-Aside	11,025	13,517	18. Small Disadvantaged Business	318	816
14. Small Business Set-Aside	903	1,853	19. Woman-Owned Small Business	1,929	1,718
15. Labor Surplus Area Set-Aside	13	66	20. Sheltered Workshop	22	32
16. Combined Labor Surplus/ Small Business Set-Aside	5	33			
17. 8(a) Awards	53	452			

**UNITED STATES INFORMATION AGENCY**  
 Actions Reported Individually on SF279  
 Fiscal Year 1989 Through Fourth Quarter

	Actions	Dollars (000)
<b>TOTAL</b>	417	80,612
<b>CICA APPLICABILITY</b>		
Pre-CICA	98	13,669
CICA Awards	317	67,083
Small Purchases	0	0
Subject to Statute other than CICA	2	60
<b>KIND OF CONTRACT ACTION</b>		
Initial Letter Contract	1	41
Def. Contract Superseding Letter	18	2,414
New Definitive Contract	67	13,550
Small Purchase Procedure	0	0
Order Under IDC	87	11,237
Order Under BOA	3	330
Order /Mod Under GSA Schedule	73	3,266
Order/Mod Under VA Schedule	0	0
Modifications	168	49,972
Termination for Default	0	0
Termination for Convenience	0	0
<b>SYNOPSIS OF PROCUREMENT PRIOR TO AWARD</b>		
Synopsized Prior to Award	196	57,333
Not Synopsized Due to Urgency	6	559
Not Synopsized for Other Reason	215	22,920

**FEDERAL PROCUREMENT DATA SYSTEM**  
**UNITED STATES INFORMATION AGENCY**  
**Actions Reported Individually on SF279**  
**Fiscal Year 1989 Through Fourth Quarter**

	Actions	Dollars (000)
<b>SOLICITATION PROCEDURE</b>		
Full and Open Competition - Sealed Bid	52	8,687
Full and Open Competition - Comp Proposal	113	35,348
Full and Open Competition - Combination	8	9,367
Architect Engineer	4	405
Basic Research	0	0
Multiple Award Schedule	52	2,356
Alternate Source/Reduced Cost	0	0
Alternate Source/Mobilization	0	0
Alternate Source/Eng R & D	0	0
Set-aside	4	81
Other than Full and Open Competition	84	10,819
<b>FULL AND OPEN COMPETITION WITH ONLY ONE BIDDER/OFFERER</b>	<b>14</b>	<b>2,021</b>
<b>AUTHORITY FOR OTHER THAN FULL AND OPEN COMPETITION</b>		
Only One Source	35	4,972
- Follow-on Contract	5	930
- Utilities (Regulated & Telecommunications)	5	482
Unusual & Compelling Urgency	7	1,069
Mobilization/Essential R&D	0	0
International Agreement	3	1,038
Authorized by Statute	39	3,740
Authorized Resale	0	0
National Security	0	0
Public Interest	0	0
<b>EXTENT COMPETED</b>		
Competed	246	58,451
Not Available for Competition	105	11,323
Follow-on to Competed Action	11	1,296
Not Competed	55	9,742
<b>TYPE OF CONTRACT</b>		
Fixed Price	405	79,557
Cost Reimbursement	5	697
Time and Material	1	99
Labor Hour	6	459
<b>TYPE OF CONTRACTOR</b>		
Small Disadvantaged Business	41	3,927
Other Small Business	101	6,783
Large Business	257	54,524
Sheltered Workshops	0	0
Educational & Nonprofit	0	0
State & Local Government	0	0
Foreign Contractor	18	15,598
Domestic Contractor Performing Outside US	0	0
<b>WOMAN-OWNED SMALL BUSINESS</b>	<b>14</b>	<b>864</b>
<b>PREFERENCE PROGRAMS</b>		
Directed to Sheltered Workshop	0	0
8 (a) Program	34	3,206
Combined LSA/SB Set-aside	2	88
Small Business Set-aside	17	422
Labor Surplus Area Set-aside	3	213
Tie Bid Preference	0	0
Buy Indian/Self Determination Act	0	0
No Preference Program or Not Listed	361	76,883
<b>SUBJECT TO LABOR STATUTES</b>		
Walsh Healy Act - Manufacturer	138	32,469
Walsh Healy Act - Dealer	39	4,267
Service Contract Act	71	4,402
Davis Bacon Act	9	1,595
Not Subject to Above Acts	160	38,079
<b>PRODUCT OR SERVICE</b>		
Supplies & Equipment	117	36,973
ADP Equipment, Purchase and Lease	55	4,758
Research & Development	0	0
Construction	24	6,638
Architect & Engineering	4	405
Real Property, Purchase & Lease, or Maintenance	1	15
ADP Services	48	4,723
Other Services	168	27,300