



FPDS-NG
Federal Procurement Report
FY 2005

Section I
Total Federal Views



Table of Contents

Forward

Section I: Total Federal Views

Procurement History by Quarter Actions

Procurement History by Quarter Dollars

Small Business Ownership Report by Ethnic Group

Small Business Ownership Report by Type of Contractor

Preference Goaling Achievements Report on Method of Awards Small Business

Preference Goaling Achievements Report on Method of Awards – Small Disadvantaged Business

Federal Contract Actions and Dollars by Executive Department and Agency

Contract Actions by Dollar Value

Contract Dollars by Executive Dept and Agencies Bar Graphs – Civilian and Defense

Procurements Performed Outside U.S.

Research and Development Summary by R&D Category – Actions and Dollars

Other Services and Construction Summary by Service Category

Supplies and Equipment Summary by PSC

NAICS Summary by NAICS Code

Small Business Goaling Report

Appendix

FEDERAL PROCUREMENT DATA SYSTEM – NEXT GENERATION

FOREWARD

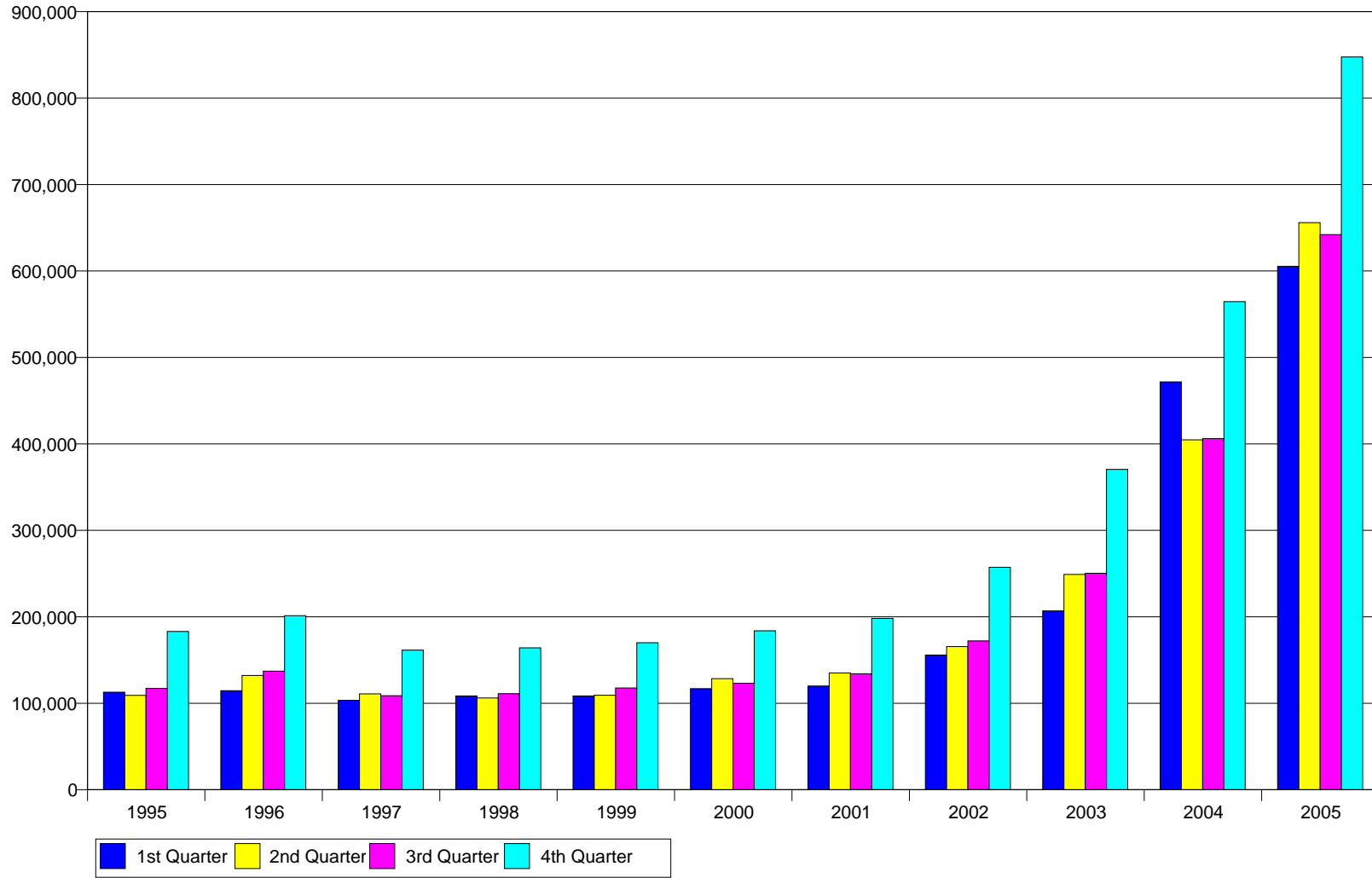
Public Law 93-400 requires that the Office of Management and Budget (OMB), Office of Federal Procurement Policy (OFPP), "...establish a system for collecting, developing, and disseminating the procurement data which takes into account the needs of the Congress, the executive branch, and the public sector." Under the guidance of OFPP, design of the Federal Procurement Data System (FPDS) was completed in early 1978 and data collection began October 1, 1978. The Federal Procurement Data Center provides a central point to respond to the requirements of the legislative, executive, and judicial branches of the Government as well as the private sector.

Beginning October 1, 2003 Global Computer Enterprises, Inc. became the owner and operator of the Federal Procurement Data System – Next Generation (FPDS-NG) for FY 2004 data and subsequent fiscal years. Historically the Federal Procurement Data Center produced reports that examined the various aspects and impacts of the Federal acquisition process. Now this information is available through the enhanced reporting capabilities of the FPDS-NG. This data can be used for geographical analysis, market analysis, and analysis of the impact of congressional and presidential initiatives in socio-economic areas such as small business. The data is also a reliable basis for measuring and assessing the impact of the Federal acquisition policy and management improvement.

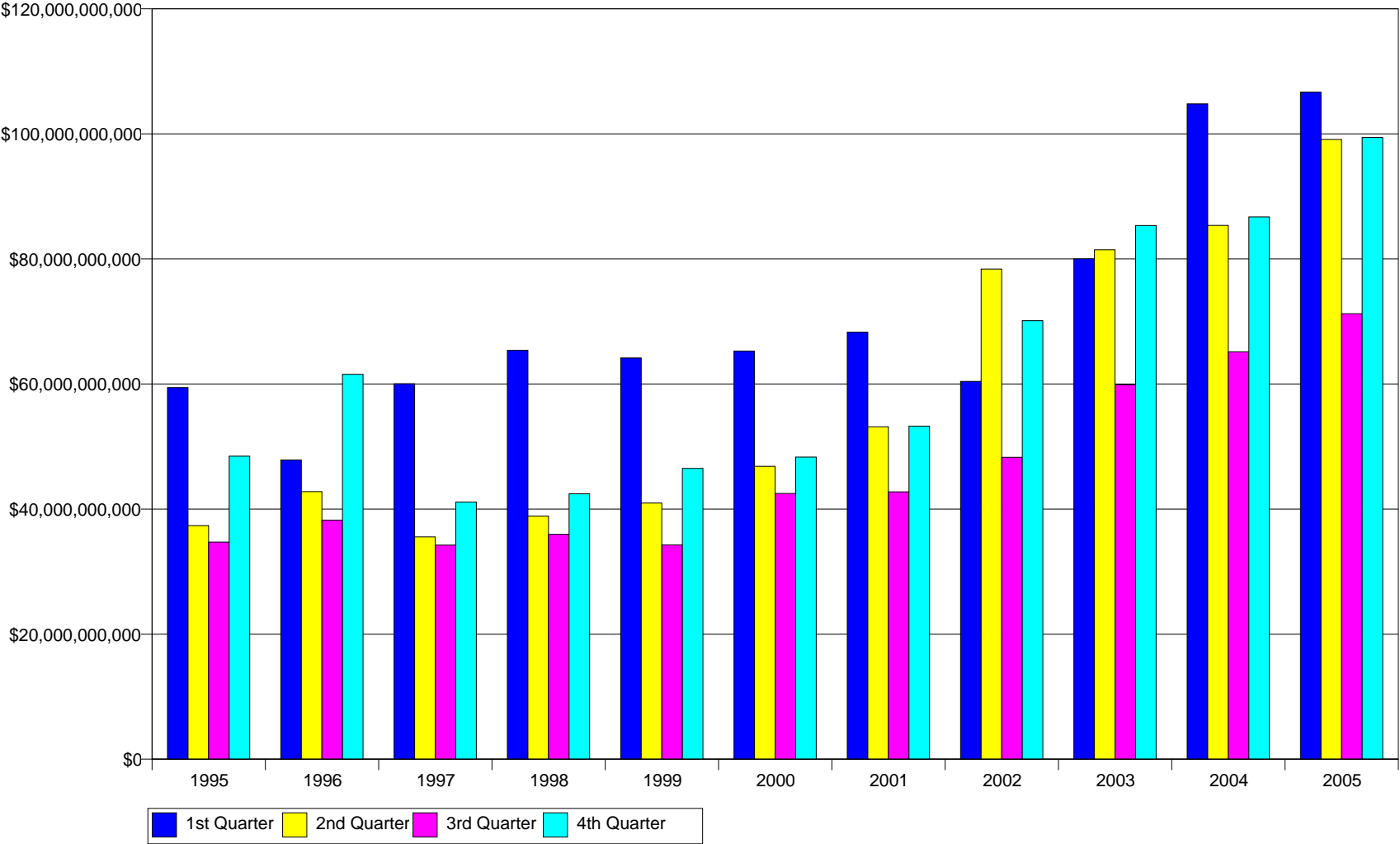
Special reports to meet specific data requirements are available through GCE's reporting system. Basic acquisition data will be published electronically each fiscal year providing the same types of data available in past years through the Federal Procurement Report. Reports are available on GCE's Web Site <https://www.fpds.gov>.

Federal Procurement Data System - Next Generation
FEDERAL PROCUREMENT HISTORY BY QUARTER
Actions Reported Individually
Fiscal Year 1995 To Fiscal Year 2005

ACTIONS



DOLLARS



Federal Procurement Data System - Next Generation

SMALL BUSINESS OWNERSHIP REPORT

Number of New Businesses by Ethnic Group

Actions Reported individually - Fiscal Year 2005 Through Fourth Quarter

	WOMEN-OWNED SMALL BUSINESS FIRMS	WOMEN-OWNED SMALL DISADVANTAGED BUSINESS FIRMS	SMALL DISADVANTAGED BUSINESS FIRMS
TOTAL DOD	2,264	344	1,014
ASIAN PACIFIC AMERICAN	26	23	52
BLACK AMERICAN	36	35	123
HISPANIC AMERICAN	31	28	113
NATIVE AMERICAN	16	16	238
NO REPRESENTATION	2,155	242	488

	WOMEN-OWNED SMALL BUSINESS FIRMS	WOMEN-OWNED SMALL DISADVANTAGED BUSINESS FIRMS	SMALL DISADVANTAGED BUSINESS FIRMS
TOTAL CIVILIAN	4,671	206	932
ASIAN INDIAN AMERICAN	106	3	38
ASIAN PACIFIC AMERICAN	96	14	47
BLACK AMERICAN	190	19	80
HISPANIC AMERICAN	337	26	99
NATIVE AMERICAN	166	5	92
NO REPRESENTATION	3,870	142	613

Federal Procurement Data System - Next Generation

SMALL BUSINESS OWNERSHIP REPORT

Number of New Businesses by Type of Contractor

Actions Reported individually - Fiscal Year 2005 Through Fourth Quarter

	WOMEN-OWNED SMALL BUSINESS FIRMS	WOMEN-OWNED SMALL DISADVANTAGED BUSINESS FIRMS	OTHER SMALL DISADVANTAGED BUSINESS FIRMS
TOTAL FEDERAL	6,935	550	1,946
AGRICULTURE, DEPARTMENT OF	353	14	49
BROADCASTING BOARD OF GOVERNORS	37	1	1
COMMERCE, DEPARTMENT OF	177	16	44
CONSUMER PRODUCT SAFETY COMMISSION	5	0	0
CORPORATION FOR NATIONAL AND COMMUNITY SERVICE	26	1	1
COURT SERVICES AND OFFENDER SUPERVISION AGENCY	0	0	1
DEPT OF DEFENSE	2,264	344	1,014
EDUCATION, DEPARTMENT OF	42	0	5
ENERGY, DEPARTMENT OF	22	1	3
ENVIRONMENTAL PROTECTION AGENCY	104	4	17
EQUAL EMPLOYMENT OPPORTUNITY COMMISSION	150	0	0
FEDERAL COMMUNICATIONS COMMISSION	2	1	1
FEDERAL ELECTION COMMISSION	2	0	0
FEDERAL TRADE COMMISSION	1	0	0
GENERAL SERVICES ADMINISTRATION	883	41	185
HEALTH AND HUMAN SERVICES, DEPARTMENT OF	578	12	57
HOMELAND SECURITY, DEPARTMENT OF	278	10	55
HOUSING AND URBAN DEVELOPMENT, DEPARTMENT OF	41	10	38
INTERIOR, DEPARTMENT OF THE	659	27	118
JUSTICE, DEPARTMENT OF	441	16	55
LABOR, DEPARTMENT OF	119	12	18
MILLENIUUM CHALLENGE CORPORATION	3	0	0
NATIONAL AERONAUTICS AND SPACE ADMINISTRATION	47	4	15
NATIONAL ARCHIVES AND RECORDS ADMINISTRATION	1	0	0
NATIONAL COMMISSION ON LIBRARIES AND INFORMATION SCIENCE	2	0	0
NATIONAL ENDOWMENT FOR THE ARTS	1	0	0
NATIONAL LABOR RELATIONS BOARD	3	0	1
NATIONAL SCIENCE FOUNDATION	2	0	0
NATIONAL TRANSPORTATION SAFETY BOARD	3	0	1

	WOMEN-OWNED SMALL BUSINESS FIRMS	WOMEN-OWNED SMALL DISADVANTAGED BUSINESS FIRMS	OTHER SMALL DISADVANTAGED BUSINESS FIRMS
TOTAL FEDERAL	6,935	550	1,946
NUCLEAR REGULATORY COMMISSION	7	0	0
OFFICE OF PERSONNEL MANAGEMENT	2	0	0
SECURITIES AND EXCHANGE COMMISSION	3	0	1
SMALL BUSINESS ADMINISTRATION	2	2	14
SMITHSONIAN INSTITUTION	7	0	4
SOCIAL SECURITY ADMINISTRATION	25	3	3
STATE, DEPARTMENT OF	239	4	17
TRANSPORTATION, DEPARTMENT OF	67	4	6
TREASURY, DEPARTMENT OF THE	71	11	116
UNITED STATES TRADE AND DEVELOPMENT AGENCY	3	0	0
VETERANS AFFAIRS, DEPARTMENT OF	263	12	106

Federal Procurement Data System - Next Generation

REPORT ON ANNUAL PROCUREMENT PREFERENCE GOALING ACHIEVEMENTS

Report on Method of Awards - Small Business Concerns

Actions Reported Individually - Fiscal Year 2005 Through Fourth Quarter

	NONCOMPETITIVE		RESTRICTED COMP		UNRESTRICTED COMP	
	Number of Actions	Dollars	Number of Actions	Dollars	Number of Actions	Dollars
TOTAL FEDERAL	250,185	\$20,425,676,363	279,300	\$20,602,512,126	365,654	\$22,724,176,281
AGENCY FOR INTERNATIONAL DEVELOPMENT (7200)	31	\$145,793	0	\$0	15	\$102,194
AGRICULTURE, DEPARTMENT OF (1200)	3,203	\$242,520,470	6,256	\$401,483,267	7,362	\$785,113,452
BROADCASTING BOARD OF GOVERNORS (9568)	281	\$2,171,137	3	\$29,175	186	\$904,903
COMMERCE, DEPARTMENT OF (1300)	4,548	\$243,623,220	1,735	\$262,928,260	3,964	\$163,289,965
COMMISSION ON CIVIL RIGHTS (9517)	44	\$26,318	0	\$0	11	\$28,279
COMMITTEE FOR PRCH FROM BLIND & OTHER SEVERELY HANDICAPPED (9518)	2	\$34,000	3	\$108,401	0	\$0
COMMODITY FUTURES TRADING COMMISSION (9507)	6	\$42,360	15	\$320,611	12	\$242,811
CONSUMER PRODUCT SAFETY COMMISSION (6100)	158	\$2,245,989	8	\$39,079	77	\$643,967
CORPORATION FOR NATIONAL AND COMMUNITY SERVICE (9577)	34	\$3,491,395	12	\$2,022,103	25	\$3,479,853
COURT SERVICES AND OFFENDER SUPERVISION AGENCY (9594)	9	\$31,811	1	\$38,934	58	\$485,756
DEFENSE NUCLEAR FACILITIES SAFETY BOARD (9516)	24	\$1,644,787	0	\$0	8	\$70,979
DEPT OF DEFENSE (9700)	129,589	\$13,331,089,867	233,430	\$15,927,315,311	240,992	\$17,375,698,541
EDUCATION, DEPARTMENT OF (9100)	535	\$30,958,199	212	\$20,619,683	318	\$3,170,701
ENERGY, DEPARTMENT OF (8900)	1,907	\$312,384,698	1,329	\$337,382,647	529	\$59,327,099
ENVIRONMENTAL PROTECTION AGENCY (6800)	3,841	\$123,533,404	2,317	\$133,787,021	1,276	\$22,160,266
EQUAL EMPLOYMENT OPPORTUNITY COMMISSION (4500)	639	\$13,827,413	1	\$83,140	1	\$875
EXECUTIVE OFFICE OF THE PRESIDENT (1100)	103	\$2,286,682	46	\$2,199,095	82	\$4,425,194
FEDERAL COMMUNICATIONS COMMISSION (2700)	257	\$38,068,230	0	\$0	0	\$0
FEDERAL ELECTION COMMISSION (9506)	187	\$281,189	0	\$0	128	\$357,725
FEDERAL ENERGY REGULATORY COMMISSION (8961)	11	\$857,046	0	\$0	2	\$201,495
FEDERAL MARITIME COMMISSION (6500)	17	\$126,688	8	\$285,055	8	\$24,241
FEDERAL TRADE COMMISSION (2900)	21	\$445,662	1	\$150,000	27	\$187,651
GENERAL SERVICES ADMINISTRATION (4700)	42,902	\$1,175,246,185	2,215	\$166,130,618	68,430	\$550,756,866
HEALTH AND HUMAN SERVICES, DEPARTMENT OF (7500)	7,419	\$546,299,003	3,248	\$610,373,777	8,503	\$636,503,957
HOMELAND SECURITY, DEPARTMENT OF (7000)	9,562	\$908,161,725	5,130	\$420,584,466	7,701	\$1,471,197,128
HOUSING AND URBAN DEVELOPMENT, DEPARTMENT OF (8600)	1,109	\$184,920,369	1,050	\$236,660,590	155	\$49,212,940
INTERIOR, DEPARTMENT OF THE (1400)	13,312	\$876,831,857	3,568	\$233,576,242	2,023	\$77,038,208
INTERNATIONAL TRADE COMMISSION (3400)	3	\$2,012,771	0	\$0	0	\$0
J. F. KENNEDY CENTER FOR THE PERFORMING ARTS (3352)	15	\$151,545	0	\$0	0	\$0
JUSTICE, DEPARTMENT OF (1500)	7,141	\$236,848,157	9,084	\$244,701,764	11,497	\$195,245,156
LABOR, DEPARTMENT OF (1600)	1,216	\$84,777,098	540	\$280,819,013	1,705	\$152,503,959
MERIT SYSTEMS PROTECTION BOARD (4100)	5	\$25,100	0	\$0	5	\$103,521
MILLENIUM CHALLENGE CORPORATION (9543)	3	\$1,627,294	0	\$0	10	\$920,207
NATIONAL AERONAUTICS AND SPACE ADMINISTRATION (8000)	1,343	\$213,625,330	3,498	\$812,869,229	3,191	\$324,022,848
NATIONAL ARCHIVES AND RECORDS ADMINISTRATION (8800)	70	\$5,005,366	42	\$1,905,639	69	\$5,820,140
NATIONAL COMMISSION ON LIBRARIES AND INFORMATION SCIENCE (9527)	22	\$103,271	0	\$0	0	\$0
NATIONAL ENDOWMENT FOR THE ARTS (5920)	7	\$60,369	15	\$146,561	1	\$30,259
NATIONAL ENDOWMENT FOR THE HUMANITIES (5940)	3	\$0	1	\$0	6	\$0
NATIONAL GALLERY OF ART (3355)	10	\$3,782,653	0	\$0	1	\$46,630
NATIONAL LABOR RELATIONS BOARD (6300)	3	\$26,835	0	\$0	148	\$5,907,706
NATIONAL MEDIATION BOARD (9524)	0	\$0	0	\$0	1	\$103,816
NATIONAL SCIENCE FOUNDATION (4900)	164	\$10,492,708	4	\$1,762,323	3	\$1,561,768

NATIONAL TRANSPORTATION SAFETY BOARD (9508)	45	\$487,289	4	\$4,000	1	\$14,488
NUCLEAR REGULATORY COMMISSION (3100)	196	\$10,043,927	161	\$11,614,136	187	\$2,505,368
OCCUPATIONAL SAFETY AND HEALTH REVIEW COMMISSION (9514)	5	\$332,594	19	\$191,262	9	\$861,657
OFFICE OF PERSONNEL MANAGEMENT (2400)	93	\$7,344,510	56	\$3,827,824	895	\$25,402,566
PEACE CORPS (1145)	27	\$980,751	3	\$30,608	9	\$265,887
RAILROAD RETIREMENT BOARD (6000)	6	\$53,664	11	\$492,734	54	\$2,567,336
SECURITIES AND EXCHANGE COMMISSION (5000)	87	\$7,617,907	11	\$1,966,226	59	\$7,606,955
SELECTIVE SERVICE SYSTEM (9000)	7	\$11,736	0	\$0	0	\$0
SMALL BUSINESS ADMINISTRATION (7300)	118	\$8,817,220	46	\$8,986,486	156	\$11,187,549
SMITHSONIAN INSTITUTION (3300)	128	\$19,518,213	50	\$6,379,006	117	\$17,030,028
SOCIAL SECURITY ADMINISTRATION (2800)	391	\$45,917,226	933	\$48,594,519	336	\$7,225,689
STATE, DEPARTMENT OF (1900)	4,107	\$439,543,364	225	\$24,064,727	1,196	\$126,477,421
TRANSPORTATION, DEPARTMENT OF (6900)	2,556	\$315,444,354	464	\$46,630,707	402	\$92,434,479
TREASURY, DEPARTMENT OF THE (2000)	2,067	\$101,462,636	1,061	\$36,114,720	1,745	\$162,985,154
UNITED STATES TRADE AND DEVELOPMENT AGENCY (1153)	27	\$4,180,728	2	\$150,505	103	\$1,774,063
VETERANS AFFAIRS, DEPARTMENT OF (3600)	10,569	\$864,086,249	2,482	\$315,142,662	1,855	\$374,946,582

Federal Procurement Data System - Next Generation

REPORT ON ANNUAL PROCUREMENT PREFERENCE GOALING ACHIEVEMENTS

Report on Method of Awards - Small Disadvantaged Business Concerns

Actions Reported Individually - Fiscal Year 2005 Through Fourth Quarter

	NONCOMPETITIVE		RESTRICTED COMP		UNRESTRICTED COMP	
	Number of Actions	Dollars	Number of Actions	Dollars	Number of Actions	Dollars
TOTAL FEDERAL	56,665	\$8,968,829,798	40,735	\$5,586,355,719	23,403	\$3,104,627,620
AGENCY FOR INTERNATIONAL DEVELOPMENT (7200)	0	\$0	0	\$0	5	\$34,818
AGRICULTURE, DEPARTMENT OF (1200)	906	\$111,686,018	373	\$43,803,974	506	\$46,860,342
BROADCASTING BOARD OF GOVERNORS (9568)	5	\$172,631	0	\$0	6	\$34,730
COMMERCE, DEPARTMENT OF (1300)	1,029	\$95,630,261	189	\$40,378,712	305	\$24,877,158
COMMISSION ON CIVIL RIGHTS (9517)	0	\$0	0	\$0	1	\$0
COMMODITY FUTURES TRADING COMMISSION (9507)	2	\$3,856	0	\$0	1	\$18,394
CONSUMER PRODUCT SAFETY COMMISSION (6100)	8	\$201,067	0	\$0	1	\$1,100
CORPORATION FOR NATIONAL AND COMMUNITY SERVICE (9577)	9	\$2,789,720	2	\$65,153	1	\$68,463
COURT SERVICES AND OFFENDER SUPERVISION AGENCY (9594)	0	\$0	0	\$0	2	\$6,125
DEFENSE NUCLEAR FACILITIES SAFETY BOARD (9516)	4	\$1,271,146	0	\$0	0	\$0
DEPT OF DEFENSE (9700)	37,366	\$6,305,068,774	35,843	\$4,474,935,462	15,529	\$2,298,214,168
EDUCATION, DEPARTMENT OF (9100)	61	\$15,771,082	40	\$4,276,330	34	\$265,752
ENERGY, DEPARTMENT OF (8900)	836	\$106,923,602	203	\$55,683,684	61	\$16,614,873
ENVIRONMENTAL PROTECTION AGENCY (6800)	776	\$67,820,919	227	\$13,382,291	100	\$3,370,908
EQUAL EMPLOYMENT OPPORTUNITY COMMISSION (4500)	24	\$1,305,212	0	\$0	1	\$875
EXECUTIVE OFFICE OF THE PRESIDENT (1100)	6	\$110,000	3	\$194,920	2	\$0
FEDERAL COMMUNICATIONS COMMISSION (2700)	70	\$3,941,636	0	\$0	0	\$0
FEDERAL ELECTION COMMISSION (9506)	0	\$0	0	\$0	1	\$271
FEDERAL MARITIME COMMISSION (6500)	4	\$9,732	1	\$60,000	0	\$0
FEDERAL TRADE COMMISSION (2900)	3	\$155,691	0	\$0	0	\$0
GENERAL SERVICES ADMINISTRATION (4700)	3,243	\$274,918,348	456	\$51,477,904	3,560	\$78,971,571
HEALTH AND HUMAN SERVICES, DEPARTMENT OF (7500)	1,556	\$176,351,233	650	\$167,048,164	963	\$137,871,077
HOMELAND SECURITY, DEPARTMENT OF (7000)	1,200	\$204,079,314	479	\$69,630,732	451	\$198,370,805
HOUSING AND URBAN DEVELOPMENT, DEPARTMENT OF (8600)	756	\$111,477,711	262	\$143,455,854	26	\$9,019,388
INTERIOR, DEPARTMENT OF THE (1400)	3,290	\$452,720,386	360	\$51,154,793	94	\$3,295,548
J. F. KENNEDY CENTER FOR THE PERFORMING ARTS (3352)	6	\$109,642	0	\$0	0	\$0
JUSTICE, DEPARTMENT OF (1500)	412	\$81,535,050	306	\$16,245,898	291	\$9,079,085
LABOR, DEPARTMENT OF (1600)	283	\$58,222,435	137	\$36,859,886	265	\$42,525,676
NATIONAL AERONAUTICS AND SPACE ADMINISTRATION (8000)	497	\$100,974,869	578	\$255,006,929	339	\$59,263,488
NATIONAL ARCHIVES AND RECORDS ADMINISTRATION (8800)	8	\$1,244,748	4	\$145,670	4	\$32,645
NATIONAL ENDOWMENT FOR THE ARTS (5920)	1	\$3,437	1	\$16,643	1	\$30,259
NATIONAL GALLERY OF ART (3355)	2	\$3,720,000	0	\$0	0	\$0
NATIONAL LABOR RELATIONS BOARD (6300)	0	\$0	0	\$0	12	\$1,178,550
NATIONAL MEDIATION BOARD (9524)	0	\$0	0	\$0	2	\$11,000
NATIONAL SCIENCE FOUNDATION (4900)	81	\$4,718,640	2	\$1,305,274	0	\$0
NATIONAL TRANSPORTATION SAFETY BOARD (9508)	2	\$42,298	2	\$4,000	0	\$0
NUCLEAR REGULATORY COMMISSION (3100)	50	\$7,139,172	24	\$1,822,601	14	\$177,845
OCCUPATIONAL SAFETY AND HEALTH REVIEW COMMISSION (9514)	4	\$297,326	1	\$42,408	0	\$0
OFFICE OF PERSONNEL MANAGEMENT (2400)	21	\$3,143,131	5	\$357,998	10	\$286,029
PEACE CORPS (1145)	13	\$747,800	0	\$0	0	\$0
RAILROAD RETIREMENT BOARD (6000)	1	\$22,890	3	\$445,685	3	\$32,214
SECURITIES AND EXCHANGE COMMISSION (5000)	11	\$1,526,593	0	\$0	16	\$2,784,820
SELECTIVE SERVICE SYSTEM (9000)	3	\$11,300	0	\$0	0	\$0

SMALL BUSINESS ADMINISTRATION (7300)	75	\$7,986,129	25	\$7,521,091	38	\$2,029,820
SMITHSONIAN INSTITUTION (3300)	47	\$12,687,076	20	\$2,743,906	36	\$5,115,170
SOCIAL SECURITY ADMINISTRATION (2800)	146	\$30,240,309	72	\$7,431,742	36	\$648,735
STATE, DEPARTMENT OF (1900)	1,501	\$215,437,111	36	\$17,642,654	311	\$22,272,638
TRANSPORTATION, DEPARTMENT OF (6900)	403	\$70,961,188	64	\$15,203,542	71	\$26,550,643
TREASURY, DEPARTMENT OF THE (2000)	403	\$38,230,557	87	\$3,940,887	133	\$14,132,230
UNITED STATES TRADE AND DEVELOPMENT AGENCY (1153)	13	\$2,844,563	2	\$150,505	6	\$52,784
VETERANS AFFAIRS, DEPARTMENT OF (3600)	1,528	\$394,575,196	278	\$103,920,430	165	\$100,527,623

Federal Procurement Data System - Next Generation

Federal Contract Actions and Dollars by Executive Department and Agency

Actions Reported - Fiscal Year 2005 Through Fourth Quarter

	All Reported Actions				Actions Reported Individually				Actions Reported in Summary			
	Number of Actions	Percent of Actions	Dollars	Percent of Dollars	Number of Actions	Percent of Actions	Dollars	Percent of Dollars	Number of Actions	Percent of Actions	Dollars	Percent of Dollars
Total Federal	5,942,935	100.000 %	\$378,388,298,541	100.000 %	2,751,207	100.000 %	\$376,463,953,871	100.000 %	3,191,728	100.000 %	\$1,924,344,670	100.000 %
AGENCY FOR INTERNATIONAL DEVELOPMENT (1152)	4	0.000 %	\$566,604	0.000 %	4	0.000 %	\$566,604	0.000 %	0	0.000 %	\$0	0.000 %
AGENCY FOR INTERNATIONAL DEVELOPMENT (7200)	126	0.002 %	\$4,602,779	0.001 %	126	0.005 %	\$4,602,779	0.001 %	0	0.000 %	\$0	0.000 %
AGRICULTURE, DEPARTMENT OF (1200)	106,708	1.796 %	\$3,617,131,347	0.956 %	31,400	1.141 %	\$3,489,338,659	0.927 %	75,308	2.359 %	\$127,792,688	6.641 %
BROADCASTING BOARD OF GOVERNORS (9568)	3,028	0.051 %	\$28,550,792	0.008 %	3,028	0.110 %	\$28,550,792	0.008 %	0	0.000 %	\$0	0.000 %
COMMERCE, DEPARTMENT OF (1300)	26,604	0.448 %	\$1,873,592,245	0.495 %	26,604	0.967 %	\$1,873,592,245	0.498 %	0	0.000 %	\$0	0.000 %
COMMISSION ON CIVIL RIGHTS (9517)	152	0.003 %	\$98,186	0.000 %	152	0.006 %	\$98,186	0.000 %	0	0.000 %	\$0	0.000 %
COMMITTEE FOR PRCH FROM BLIND & OTHER SEVERELY HANDICAPPED (9518)	8	0.000 %	\$268,333	0.000 %	8	0.000 %	\$268,333	0.000 %	0	0.000 %	\$0	0.000 %
COMMODITY FUTURES TRADING COMMISSION (9507)	214	0.004 %	\$16,294,992	0.004 %	214	0.008 %	\$16,294,992	0.004 %	0	0.000 %	\$0	0.000 %
CONSUMER PRODUCT SAFETY COMMISSION (6100)	665	0.011 %	\$7,318,265	0.002 %	665	0.024 %	\$7,318,265	0.002 %	0	0.000 %	\$0	0.000 %
CORPORATION FOR NATIONAL AND COMMUNITY SERVICE (9577)	892	0.015 %	\$49,669,775	0.013 %	892	0.032 %	\$49,669,775	0.013 %	0	0.000 %	\$0	0.000 %
COURT SERVICES AND OFFENDER SUPERVISION AGENCY (9594)	187	0.003 %	\$4,830,986	0.001 %	187	0.007 %	\$4,830,986	0.001 %	0	0.000 %	\$0	0.000 %
DEFENSE NUCLEAR FACILITIES SAFETY BOARD (9516)	68	0.001 %	\$2,396,653	0.001 %	68	0.002 %	\$2,396,653	0.001 %	0	0.000 %	\$0	0.000 %
DEPT OF DEFENSE (9700)	1,363,312	22.940 %	\$268,425,647,938	70.939 %	1,363,312	49.553 %	\$268,425,647,938	71.302 %	0	0.000 %	\$0	0.000 %

	All Reported Actions				Actions Reported Individually				Actions Reported in Summary			
	Number of Actions	Percent of Actions	Dollars	Percent of Dollars	Number of Actions	Percent of Actions	Dollars	Percent of Dollars	Number of Actions	Percent of Actions	Dollars	Percent of Dollars
Total Federal	5,942,935	100.000 %	\$378,388,298,541	100.000 %	2,751,207	100.000 %	\$376,463,953,871	100.000 %	3,191,728	100.000 %	\$1,924,344,670	100.000 %
EDUCATION, DEPARTMENT OF (9100)	4,058	0.068 %	\$1,265,700,293	0.334 %	4,058	0.147 %	\$1,265,700,293	0.336 %	0	0.000 %	\$0	0.000 %
ENERGY, DEPARTMENT OF (8900)	9,870	0.166 %	\$22,895,113,868	6.051 %	9,870	0.359 %	\$22,895,113,868	6.082 %	0	0.000 %	\$0	0.000 %
ENVIRONMENTAL PROTECTION AGENCY (6800)	23,653	0.398 %	\$1,256,183,824	0.332 %	23,653	0.860 %	\$1,256,183,824	0.334 %	0	0.000 %	\$0	0.000 %
EQUAL EMPLOYMENT OPPORTUNITY COMMISSION (4500)	4,159	0.070 %	\$52,012,498	0.014 %	4,159	0.151 %	\$52,012,498	0.014 %	0	0.000 %	\$0	0.000 %
EXECUTIVE OFFICE OF THE PRESIDENT (1100)	810	0.014 %	\$33,604,351	0.009 %	810	0.029 %	\$33,604,351	0.009 %	0	0.000 %	\$0	0.000 %
FEDERAL COMMUNICATIONS COMMISSION (2700)	845	0.014 %	\$67,060,587	0.018 %	845	0.031 %	\$67,060,587	0.018 %	0	0.000 %	\$0	0.000 %
FEDERAL ELECTION COMMISSION (9506)	942	0.016 %	\$4,528,781	0.001 %	942	0.034 %	\$4,528,781	0.001 %	0	0.000 %	\$0	0.000 %
FEDERAL ENERGY REGULATORY COMMISSION (8961)	55	0.001 %	\$9,305,942	0.002 %	55	0.002 %	\$9,305,942	0.002 %	0	0.000 %	\$0	0.000 %
FEDERAL MARITIME COMMISSION (6500)	132	0.002 %	\$988,328	0.000 %	132	0.005 %	\$988,328	0.000 %	0	0.000 %	\$0	0.000 %
FEDERAL TRADE COMMISSION (2900)	213	0.004 %	\$4,532,390	0.001 %	213	0.008 %	\$4,532,390	0.001 %	0	0.000 %	\$0	0.000 %
GENERAL SERVICES ADMINISTRATION (4700)	778,126	13.093 %	\$13,669,917,372	3.613 %	778,126	28.283 %	\$13,669,917,372	3.631 %	0	0.000 %	\$0	0.000 %
HEALTH AND HUMAN SERVICES, DEPARTMENT OF (7500)	63,727	1.072 %	\$7,937,106,409	2.098 %	63,727	2.316 %	\$7,937,106,409	2.108 %	0	0.000 %	\$0	0.000 %
HOMELAND SECURITY, DEPARTMENT OF (7000)	64,435	1.084 %	\$10,325,195,238	2.729 %	64,435	2.342 %	\$10,325,195,238	2.743 %	0	0.000 %	\$0	0.000 %
HOUSING AND URBAN DEVELOPMENT, DEPARTMENT OF (8600)	3,726	0.063 %	\$1,015,421,240	0.268 %	3,726	0.135 %	\$1,015,421,240	0.270 %	0	0.000 %	\$0	0.000 %
INTERIOR, DEPARTMENT OF THE (1400)	85,372	1.437 %	\$4,701,392,876	1.242 %	85,372	3.103 %	\$4,701,392,876	1.249 %	0	0.000 %	\$0	0.000 %
INTERNATIONAL TRADE COMMISSION (3400)	37	0.001 %	\$3,766,572	0.001 %	37	0.001 %	\$3,766,572	0.001 %	0	0.000 %	\$0	0.000 %

	All Reported Actions				Actions Reported Individually				Actions Reported in Summary			
	Number of Actions	Percent of Actions	Dollars	Percent of Dollars	Number of Actions	Percent of Actions	Dollars	Percent of Dollars	Number of Actions	Percent of Actions	Dollars	Percent of Dollars
Total Federal	5,942,935	100.000 %	\$378,388,298,541	100.000 %	2,751,207	100.000 %	\$376,463,953,871	100.000 %	3,191,728	100.000 %	\$1,924,344,670	100.000 %
J. F. KENNEDY CENTER FOR THE PERFORMING ARTS (3352)	113	0.002 %	\$14,570,164	0.004 %	113	0.004 %	\$14,570,164	0.004 %	0	0.000 %	\$0	0.000 %
JUSTICE, DEPARTMENT OF (1500)	224,180	3.772 %	\$4,238,335,814	1.120 %	82,626	3.003 %	\$3,959,367,171	1.052 %	141,554	4.435 %	\$278,968,643	14.497 %
LABOR, DEPARTMENT OF (1600)	8,223	0.138 %	\$1,627,541,348	0.430 %	8,223	0.299 %	\$1,627,541,348	0.432 %	0	0.000 %	\$0	0.000 %
MERIT SYSTEMS PROTECTION BOARD (4100)	74	0.001 %	\$2,093,665	0.001 %	74	0.003 %	\$2,093,665	0.001 %	0	0.000 %	\$0	0.000 %
MILLENIUM CHALLENGE CORPORATION (9543)	56	0.001 %	\$8,515,934	0.002 %	56	0.002 %	\$8,515,934	0.002 %	0	0.000 %	\$0	0.000 %
NATIONAL AERONAUTICS AND SPACE ADMINISTRATION (8000)	24,856	0.418 %	\$12,548,691,712	3.316 %	24,856	0.903 %	\$12,548,691,712	3.333 %	0	0.000 %	\$0	0.000 %
NATIONAL ARCHIVES AND RECORDS ADMINISTRATION (8800)	787	0.013 %	\$105,899,898	0.028 %	787	0.029 %	\$105,899,898	0.028 %	0	0.000 %	\$0	0.000 %
NATIONAL COMMISSION ON LIBRARIES AND INFORMATION SCIENCE (9527)	68	0.001 %	\$241,447	0.000 %	68	0.002 %	\$241,447	0.000 %	0	0.000 %	\$0	0.000 %
NATIONAL ENDOWMENT FOR THE ARTS (5920)	54	0.001 %	\$1,106,906	0.000 %	54	0.002 %	\$1,106,906	0.000 %	0	0.000 %	\$0	0.000 %
NATIONAL ENDOWMENT FOR THE HUMANITIES (5940)	46	0.001 %	\$12,500	0.000 %	46	0.002 %	\$12,500	0.000 %	0	0.000 %	\$0	0.000 %
NATIONAL GALLERY OF ART (3355)	58	0.001 %	\$9,275,170	0.002 %	58	0.002 %	\$9,275,170	0.002 %	0	0.000 %	\$0	0.000 %
NATIONAL LABOR RELATIONS BOARD (6300)	309	0.005 %	\$14,032,635	0.004 %	309	0.011 %	\$14,032,635	0.004 %	0	0.000 %	\$0	0.000 %
NATIONAL MEDIATION BOARD (9524)	51	0.001 %	\$395,883	0.000 %	51	0.002 %	\$395,883	0.000 %	0	0.000 %	\$0	0.000 %
NATIONAL SCIENCE FOUNDATION (4900)	1,275	0.021 %	\$257,065,214	0.068 %	1,275	0.046 %	\$257,065,214	0.068 %	0	0.000 %	\$0	0.000 %
NATIONAL TRANSPORTATION SAFETY BOARD (9508)	280	0.005 %	\$6,144,290	0.002 %	280	0.010 %	\$6,144,290	0.002 %	0	0.000 %	\$0	0.000 %

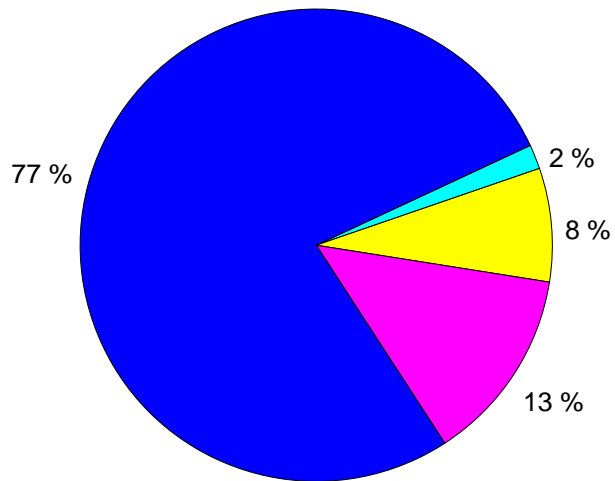
	All Reported Actions				Actions Reported Individually				Actions Reported in Summary			
	Number of Actions	Percent of Actions	Dollars	Percent of Dollars	Number of Actions	Percent of Actions	Dollars	Percent of Dollars	Number of Actions	Percent of Actions	Dollars	Percent of Dollars
Total Federal	5,942,935	100.000 %	\$378,388,298,541	100.000 %	2,751,207	100.000 %	\$376,463,953,871	100.000 %	3,191,728	100.000 %	\$1,924,344,670	100.000 %
NUCLEAR REGULATORY COMMISSION (3100)	1,788	0.030 %	\$105,881,273	0.028 %	1,788	0.065 %	\$105,881,273	0.028 %	0	0.000 %	\$0	0.000 %
OCCUPATIONAL SAFETY AND HEALTH REVIEW COMMISSION (9514)	62	0.001 %	\$1,503,484	0.000 %	62	0.002 %	\$1,503,484	0.000 %	0	0.000 %	\$0	0.000 %
OFFICE OF PERSONNEL MANAGEMENT (2400)	5,030	0.085 %	\$234,764,250	0.062 %	5,030	0.183 %	\$234,764,250	0.062 %	0	0.000 %	\$0	0.000 %
PEACE CORPS (1145)	1,017	0.017 %	\$25,183,078	0.007 %	1,017	0.037 %	\$25,183,078	0.007 %	0	0.000 %	\$0	0.000 %
RAILROAD RETIREMENT BOARD (6000)	246	0.004 %	\$6,622,668	0.002 %	246	0.009 %	\$6,622,668	0.002 %	0	0.000 %	\$0	0.000 %
SECURITIES AND EXCHANGE COMMISSION (5000)	492	0.008 %	\$90,036,798	0.024 %	492	0.018 %	\$90,036,798	0.024 %	0	0.000 %	\$0	0.000 %
SELECTIVE SERVICE SYSTEM (9000)	9	0.000 %	\$120,136	0.000 %	9	0.000 %	\$120,136	0.000 %	0	0.000 %	\$0	0.000 %
SMALL BUSINESS ADMINISTRATION (7300)	602	0.010 %	\$44,778,320	0.012 %	602	0.022 %	\$44,778,320	0.012 %	0	0.000 %	\$0	0.000 %
SMITHSONIAN INSTITUTION (3300)	28,365	0.477 %	\$220,766,746	0.058 %	738	0.027 %	\$190,736,375	0.051 %	27,627	0.866 %	\$30,030,371	1.561 %
SOCIAL SECURITY ADMINISTRATION (2800)	7,396	0.124 %	\$848,370,653	0.224 %	7,396	0.269 %	\$848,370,653	0.225 %	0	0.000 %	\$0	0.000 %
STATE, DEPARTMENT OF (1900)	174,286	2.933 %	\$5,517,525,098	1.458 %	46,548	1.692 %	\$5,489,438,674	1.458 %	127,738	4.002 %	\$28,086,424	1.460 %
TRANSPORTATION, DEPARTMENT OF (6900)	10,631	0.179 %	\$1,311,949,894	0.347 %	10,631	0.386 %	\$1,311,949,894	0.348 %	0	0.000 %	\$0	0.000 %
TREASURY, DEPARTMENT OF THE (2000)	48,081	0.809 %	\$3,510,866,347	0.928 %	48,081	1.748 %	\$3,510,866,347	0.933 %	0	0.000 %	\$0	0.000 %
UNITED STATES TRADE AND DEVELOPMENT AGENCY (1153)	233	0.004 %	\$10,963,696	0.003 %	233	0.008 %	\$10,963,696	0.003 %	0	0.000 %	\$0	0.000 %
VETERANS AFFAIRS, DEPARTMENT OF (3600)	2,862,139	48.160 %	\$10,352,244,057	2.736 %	42,638	1.550 %	\$8,892,777,513	2.362 %	2,819,501	88.338 %	\$1,459,466,544	75.842 %

Appendix:

Summary data is being phased out. If the summary data is zero then the agency reported all actions individually and did not submit a summary report.

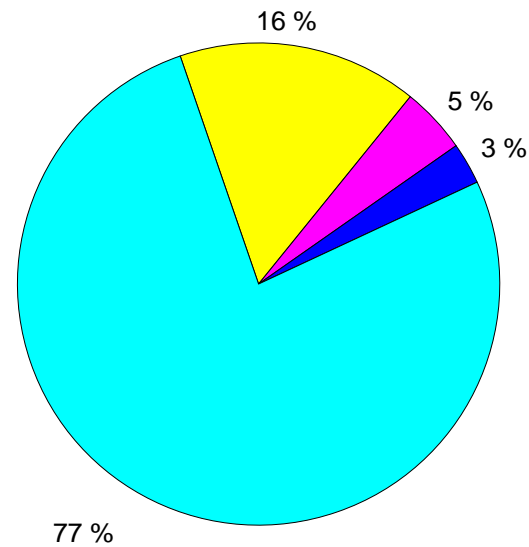
Federal Procurement Data System - Next Generation
CONTRACT ACTIONS BY DOLLAR VALUE
 Actions Reported Individually - Fiscal Year 2005 Through Fourth Quarter

Number of actions for action dollar ranges



Blue	< \$25,000	2,124,379
Magenta	Between \$25,000 and \$100,000	364,007
Yellow	Between \$100,000 and \$1,000,000	215,131
Cyan	>=\$1,000,000	47,690

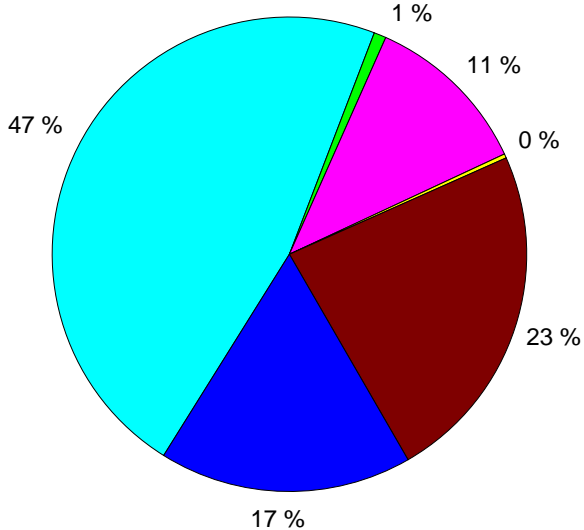
Sum of dollars for action dollar ranges



Blue	< \$25,000	\$9,924,061,142
Magenta	Between \$25,000 and \$100,000	\$16,763,891,230
Yellow	Between \$100,000 and \$1,000,000	\$60,351,112,606
Cyan	>=\$1,000,000	\$289,424,888,892

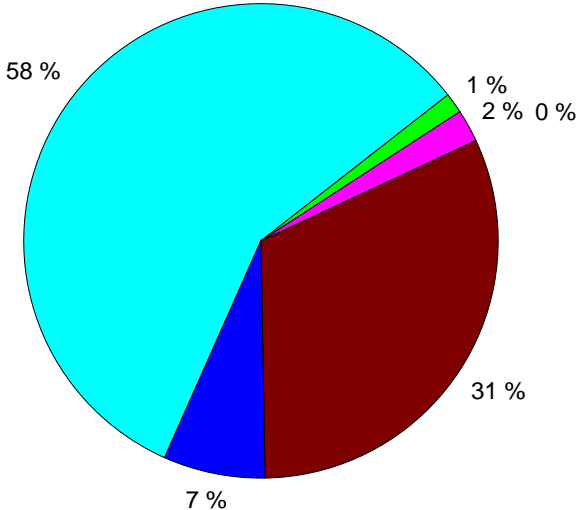
Contract actions under 25,000 showing type of action

Number of actions for action dollar ranges



- BPA Call 237,831
- Delivery Order 995,884
- Purchase Order 498,796
- Definitive Contracts 18,118
- Modifications 368,111
- Terminations 6,550

Sum of dollars for action dollar ranges

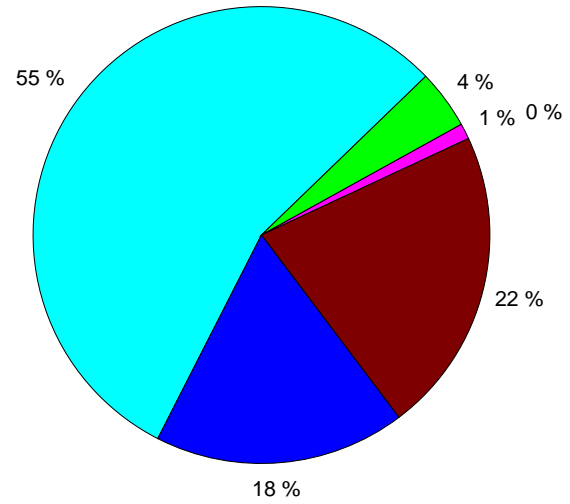
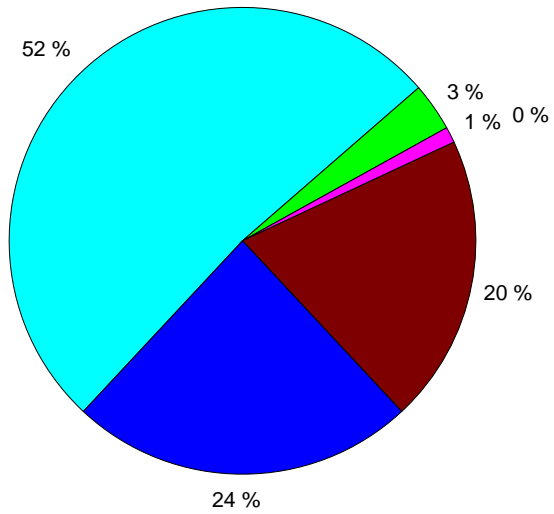


- BPA Call \$204,577,127
- Delivery Order \$5,757,942,075
- Purchase Order \$3,139,683,282
- Definitive Contracts \$144,820,124
- Modifications \$699,109,386
- Terminations -\$22,151,320

Contract actions greater than or equal to \$25,000 and less than \$100,000 showing type of actions

Number of actions for action dollar ranges

Sum of dollars for action dollar ranges



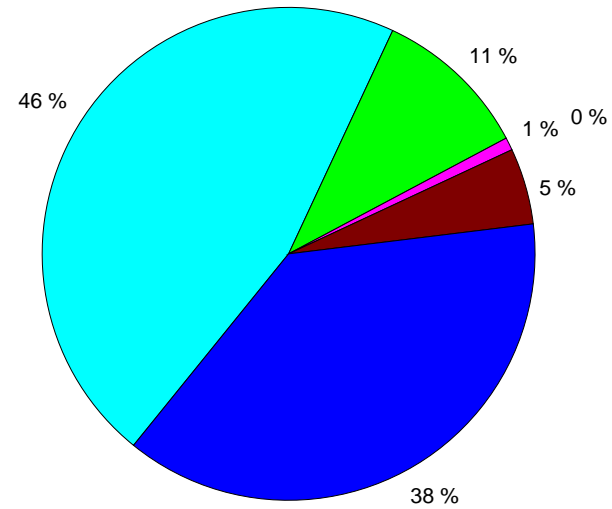
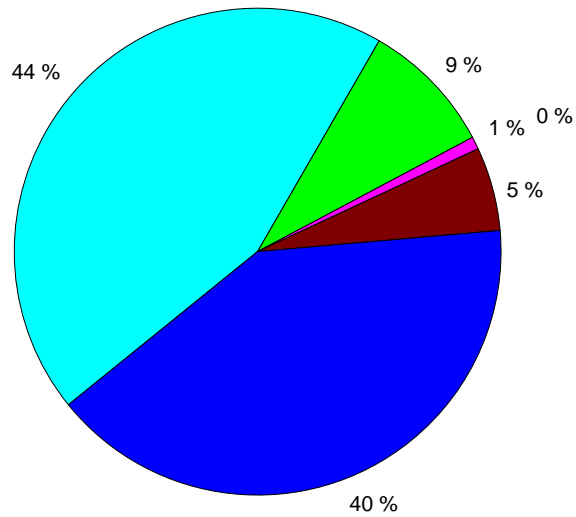
■ BPA Call 3,392	■ Definitive Contracts 11,885
■ Delivery Order 187,983	■ Modifications 87,868
■ Purchase Order 72,075	■ Terminations 802

■ BPA Call \$167,591,093	■ Definitive Contracts \$695,113,115
■ Delivery Order \$9,321,026,588	■ Modifications \$2,976,705,410
■ Purchase Order \$3,640,061,268	■ Terminations -\$36,528,313

Contract actions greater than or equal to \$100,000 and less than \$1,000,000 showing type of actions

Number of actions for action dollar ranges

Sum of dollars for action dollar ranges

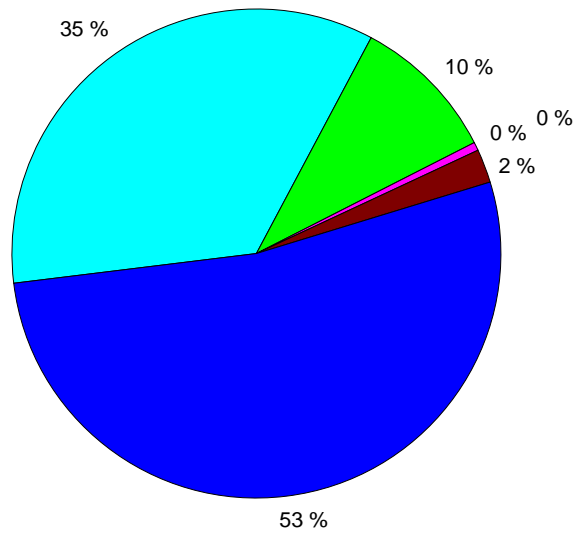


■ BPA Call 1,259	■ Definitive Contracts 19,147
■ Delivery Order 95,465	■ Modifications 87,034
■ Purchase Order 11,827	■ Terminations 397

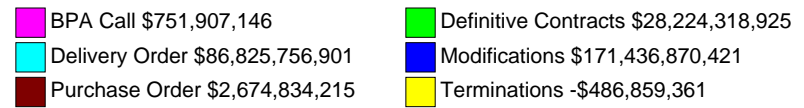
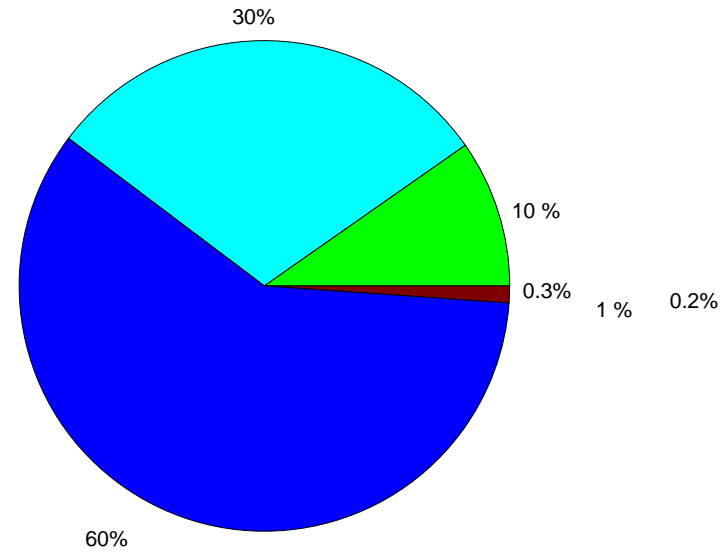
■ BPA Call \$367,082,187	■ Definitive Contracts \$6,361,097,679
■ Delivery Order \$27,854,971,563	■ Modifications \$22,810,795,250
■ Purchase Order \$3,059,616,373	■ Terminations -\$101,698,296

Contract actions over \$1,000,000 showing type of actions

Number of actions for action dollar ranges



Sum of dollars for action dollar ranges



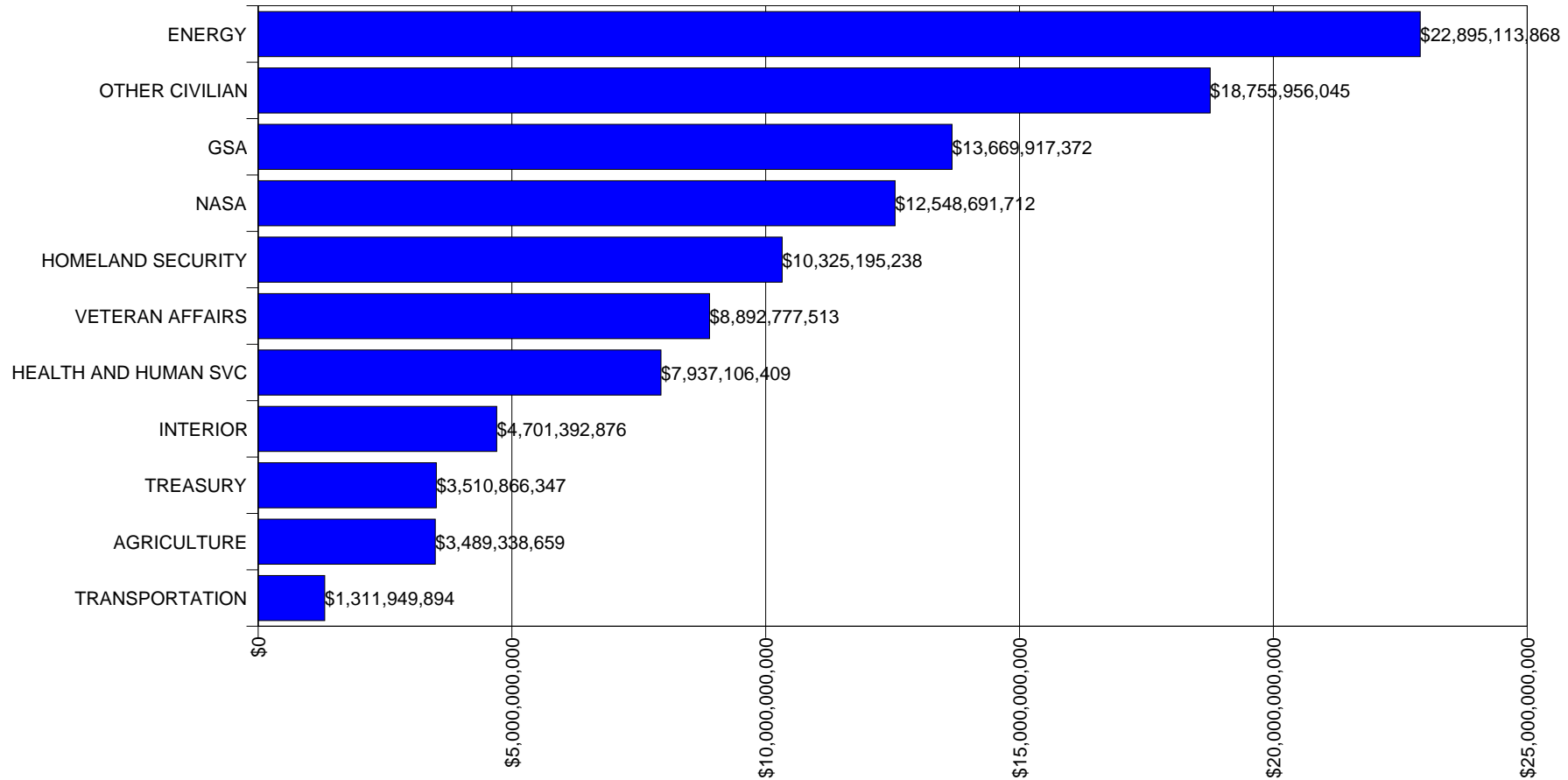
Federal Procurement Data System - Next Generation

CONTRACT DOLLARS BY EXECUTIVE DEPARTMENTS AND AGENCIES

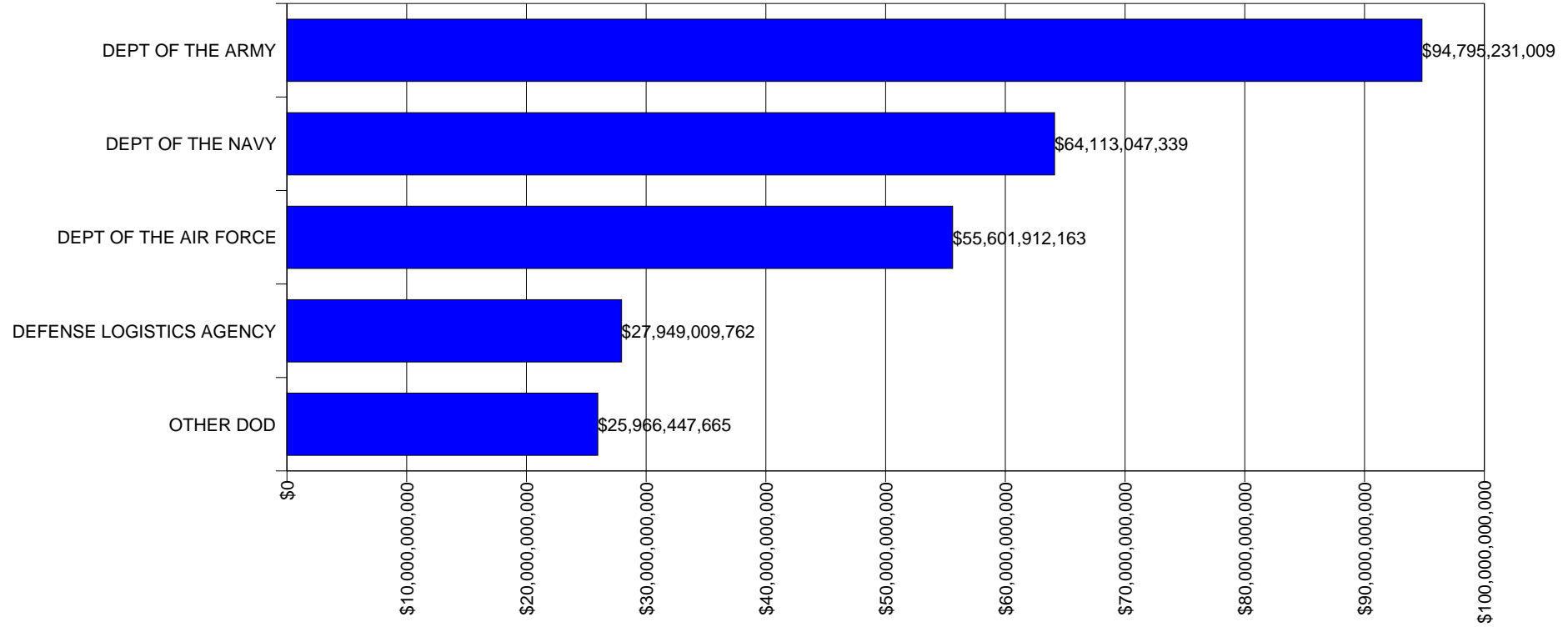
Actions Reported Individually - Fiscal Year 2005 Through Fourth Quarter

CIVILIAN AGENCIES

TOTAL DOLLARS \$108,038,305,933



**DEPARTMENT OF DEFENSE
TOTAL DOLLARS \$268,425,647,938**



Federal Procurement Data System - Next Generation

PROCUREMENTS PERFORMED OUTSIDE U.S. AND U.S. TERRITORIES BY CONTINENT

Actions Reported individually - Fiscal Year 2005 Through Fourth Quarter

Continent/Island Group Name	Dollars
Total	\$34,823,427,051
ASIA	\$24,828,150,299
WESTERN EUROPE	\$5,968,747,024
NORTH AMERICA	\$1,080,504,833
AFRICA	\$884,452,067
EASTERN EUROPE	\$698,505,530
SOUTH AND CENTRAL AMERICA	\$695,200,885
CARIBBEAN	\$298,475,423
ANTARCTICA	\$162,390,298
PACIFIC OCEAN / AUSTRALIA	\$129,095,061
INDIAN OCEAN	\$77,905,630

AFRICA

Country Name	Dollars
Total	\$884,452,067
SUDAN	\$178,197,525
DJIBOUTI	\$114,246,538
RWANDA	\$85,495,796
SOUTH AFRICA	\$83,201,256
LIBERIA	\$72,147,672
GABON	\$64,800,612
EGYPT	\$55,362,574
GHANA	\$29,384,003
ZAMBIA	\$29,373,776
MALI	\$19,623,967
NIGERIA	\$13,760,083
MALAWI	\$11,159,325
CHAD	\$10,927,685
MOZAMBIQUE	\$9,216,010
KENYA	\$9,027,125
TANZANIA	\$8,565,588
SIERRA LEONE	\$8,123,865
ZIMBABWE	\$7,140,368
UGANDA	\$6,869,523
ERITREA	\$5,633,820
BOTSWANA	\$5,579,192
GAMBIA,THE	\$4,870,398
ETHIOPIA	\$4,618,590

Country Name	Dollars
Total	\$884,452,067
GUINEA	\$4,587,344
MOROCCO	\$4,553,263
SENEGAL	\$4,536,771
NAMIBIA	\$3,610,946
BENIN	\$3,454,874
SWAZILAND	\$3,283,292
NIGER	\$2,887,043
ANGOLA	\$2,680,338
CONGO,DEMOCRATIC REPUBLIC OF THE (KINSHASA)	\$2,645,684
MAURITANIA	\$2,369,124
CAMEROON	\$2,142,390
TOGO	\$2,066,801
CONGO,REPUBLIC OF THE (BRAZZAVILLE)	\$1,860,964
TUNISIA	\$1,338,519
COTE DIVOIRE	\$1,326,360
ALGERIA	\$1,162,608
BURUNDI	\$712,839
LESOTHO	\$462,633
BURKINA FASO	\$458,156
EQUATORIAL GUINEA	\$274,700
CAPE VERDE	\$233,125
SOMALIA	\$217,953
LIBYA	\$155,140
GUINEA-BISSAU	\$34,381
SAO TOME AND PRINCIPE	\$32,206
CENTRAL AFRICAN REPUBLIC	\$30,871
WESTERN SAHARA [UNDETERMINED]	\$8,451

ANTARCTICA

Country Name	Dollars
Total	\$162,390,298
ANTARCTICA	\$162,372,752
BOUVET ISLAND [NORWAY]	\$12,160
SAINT HELENA [UNITED KINGDOM]	\$5,386

ASIA

Country Name	Dollars
Total	\$24,828,150,299
IRAQ	\$14,614,101,715
AFGHANISTAN	\$2,072,301,216
KUWAIT	\$2,040,984,529
SOUTH KOREA	\$940,423,435
JAPAN	\$909,180,804

Country Name	Dollars
Total	\$24,828,150,299
SAUDI ARABIA	\$759,142,991
BAHRAIN	\$499,767,427
UNITED ARAB EMIRATES	\$400,722,152
RUSSIA	\$376,676,357
TAIWAN, PROVINCE OF CHINA	\$356,314,292
PAKISTAN	\$348,523,508
QATAR	\$245,473,390
ISRAEL	\$201,480,821
JORDAN	\$192,941,500
SINGAPORE	\$119,447,245
TURKEY	\$113,247,443
INDIA	\$97,092,998
OMAN	\$78,082,558
GEORGIA	\$64,196,827
KYRGYZSTAN	\$63,297,821
AZERBAIJAN	\$51,412,880
UZBEKISTAN	\$51,293,753
THAILAND	\$45,550,214
KAZAKHSTAN	\$31,978,737
UKRAINE	\$25,904,550
NEPAL	\$23,301,408
INDONESIA	\$22,196,743
TURKMENISTAN	\$17,909,691
CHINA	\$10,712,851
HONG KONG	\$8,884,480
VIETNAM	\$7,069,973
CAMBODIA	\$6,856,559
LEBANON	\$4,878,542
TAJIKISTAN	\$4,601,165
MALAYSIA	\$4,016,489
YEMEN	\$3,815,093
SRI LANKA	\$3,249,936
LAOS	\$3,185,813
BANGLADESH	\$2,020,085
MONGOLIA	\$1,405,811
BURMA (MYANMAR)	\$1,227,941
BELARUS	\$771,511
ARMENIA	\$763,116
NORTH KOREA	\$579,949
SYRIA	\$554,222
IRAN	\$432,475
WEST BANK	\$152,259
MACAU	\$25,025

CARIBBEAN

Country Name	Dollars
Total	\$298,475,423
CUBA	\$116,238,874
HAITI	\$87,370,544
BAHAMAS, THE	\$47,748,819
JAMAICA	\$21,009,934
NETHERLANDS ANTILLES [NETHERLANDS]	\$9,000,132
BRITISH VIRGIN ISLANDS [UNITED KINGDOM]	\$4,048,400
ARUBA [NETHERLANDS]	\$3,861,133
TRINIDAD AND TOBAGO	\$3,626,185
BARBADOS	\$2,345,906
DOMINICAN REPUBLIC	\$2,166,062
ANTIGUA AND BARBUDA	\$613,030
SAINT LUCIA	\$194,756
GRENADA	\$82,039
SAINT KITTS AND NEVIS	\$65,103
DOMINICA	\$59,484
ANGUILLA [UNITED KINGDOM]	\$30,862
MONTSERRAT [UNITED KINGDOM]	\$10,183
CAYMAN ISLANDS [UNITED KINGDOM]	\$3,977

EASTERN EUROPE

Country Name	Dollars
Total	\$698,505,530
GREECE	\$287,120,621
BOSNIA AND HERZEGOVINA	\$109,906,285
MACEDONIA, THE FORMER YUGOSLAV REPUBLIC OF (FYROM)	\$56,245,474
SLOVAKIA	\$47,886,267
ROMANIA	\$40,181,666
ALBANIA	\$32,727,980
MOLDOVA	\$26,079,907
FINLAND	\$22,638,274
HUNGARY	\$21,023,919
CROATIA	\$17,307,382
BULGARIA	\$12,154,289
CZECH REPUBLIC	\$7,715,715
POLAND	\$4,362,359
LITHUANIA	\$4,331,246
SERBIA	\$2,534,804
CYPRUS	\$2,173,588
SLOVENIA	\$1,948,354
LATVIA	\$1,119,795
ESTONIA	\$1,040,206
MONTENEGRO	\$7,400

INDIAN OCEAN

Country Name	Dollars
Total	\$77,905,630
BRITISH INDIAN OCEAN TERRITORY [UNITED KINGDOM]	\$73,910,336
MADAGASCAR	\$1,970,978
COMOROS	\$1,011,109
MAURITIUS	\$718,726
MALDIVES	\$120,855
SEYCHELLES	\$99,267
BASSAS DA INDIA [FRANCE]	\$69,366
EUROPA ISLAND [FRANCE]	\$4,993

NORTH AMERICA

Country Name	Dollars
Total	\$1,080,504,833
CANADA	\$921,898,140
MEXICO	\$106,755,491
GREENLAND [DENMARK]	\$51,463,282
BERMUDA [UNITED KINGDOM]	\$379,270
SAINT PIERRE AND MIQUELON [FRANCE]	\$8,650

PACIFIC OCEAN / AUSTRALIA

Country Name	Dollars
Total	\$129,095,061
AUSTRALIA	\$73,437,588
PHILIPPINES	\$45,680,013
NEW ZEALAND	\$3,957,147
BRUNEI	\$1,766,879
PAPUA NEW GUINEA	\$1,172,724
NIUE [NEW ZEALAND]	\$1,062,936
FIJI	\$835,782
KIRIBATI	\$501,151
VANUATU	\$284,014
SOLOMON ISLANDS	\$143,230
SAMOA	\$76,506
TONGA	\$69,170
TOKELAU [NEW ZEALAND]	\$64,800
ASHMORE AND CARTIER ISLANDS	\$18,962
PITCAIRN ISLANDS [UNITED KINGDOM]	\$15,810
COOK ISLANDS [NEW ZEALAND]	\$6,748
NEW CALEDONIA [FRANCE]	\$1,600

SOUTH AND CENTRAL AMERICA

Country Name	Dollars
Total	\$695,200,885
COLOMBIA	\$298,533,845
ECUADOR	\$161,021,718
HONDURAS	\$67,437,332
EL SALVADOR	\$32,348,103
COSTA RICA	\$24,960,577
PERU	\$21,990,069
BRAZIL	\$17,632,297
NICARAGUA	\$16,370,749
PANAMA	\$10,562,908
ARGENTINA	\$9,808,568
BELIZE	\$6,521,518
BOLIVIA	\$6,422,836
CHILE	\$5,875,696
VENEZUELA	\$5,809,892
GUATEMALA	\$3,749,454
SURINAME	\$2,224,373
GUYANA	\$1,670,685
PARAGUAY	\$1,417,618
URUGUAY	\$842,649

WESTERN EUROPE

Country Name	Dollars
Total	\$5,968,747,024
GERMANY	\$2,600,838,537
UNITED KINGDOM	\$1,228,966,826
ITALY	\$410,998,216
NETHERLANDS	\$392,833,048
SPAIN	\$267,519,879
SWITZERLAND	\$250,772,390
FRANCE	\$182,635,419
LUXEMBOURG	\$140,843,619
BELGIUM	\$136,740,221
SWEDEN	\$123,237,509
PORTUGAL	\$87,200,123
ICELAND	\$50,828,036
DENMARK	\$39,279,656
AUSTRIA	\$19,594,126
GIBRALTAR [UNITED KINGDOM]	\$17,413,517
NORWAY	\$11,931,981
IRELAND	\$6,734,684
MALTA	\$228,674
JAN MAYEN [NORWAY]	\$126,227
LIECHTENSTEIN	\$13,205

Country Name	Dollars
Total	\$5,968,747,024
ANDORRA	\$7,028
MONACO	\$4,104

Federal Procurement Data System - Next Generation

RESEARCH AND DEVELOPMENT SUMMARY - BY R & D CATEGORY

Actions Reported individually - Fiscal Year 2005 Through Fourth Quarter

		Year to Date	
		Number of Actions	Dollars
TOTAL FEDERAL RESEARCH AND DEVELOPMENT		66,039	\$47,749,355,365
AA	AGRICULTURE RandD	164	\$39,687,383
AB	COMMUNITY SERVICE/DEV. RandD	277	\$837,485,484
AC	DEFENSE SYSTEMS RandD	16,413	\$22,306,465,167
AD	DEFENSE (OTHER) RandD	25,121	\$10,540,181,451
AE	ECONOMIC GROWTH/PRODUCTIVITY RandD	334	\$112,781,881
AF	EDUCATION RandD	470	\$203,742,721
AG	ENERGY RandD	521	\$875,254,927
AH	ENVIRONMENTAL PROTECTION RandD	1,004	\$97,250,627
AJ	GEN. SCIENCE/TECHNOLOGY RandD	3,910	\$1,861,936,872
AK	HOUSING RandD	238	\$272,597,444
AL	INCOME SECURITY RandD	391	\$39,009,416
AM	INTERNATIONAL AFFAIR/COOPERAT RandD	34	\$6,949,424
AN	MEDICAL RandD	4,513	\$1,611,205,252
AP	NATURAL RESOURCES RandD	325	\$27,637,253
AQ	SOCIAL SERVICES RandD	139	\$17,641,150
AR	SPACE RandD	4,454	\$5,115,291,995
AS	TRANSPORTATION (MODAL) RandD	546	\$57,062,717
AT	TRANSPORTATION (OTHER) RandD	336	\$28,323,041
AU	TRANSPORTATION (OBSOLETE GROUP)	1	\$217,696
AV	MINING RandD	25	\$4,789,848
AZ	OTHER RESEARCH/DEVELOPMENT	6,823	\$3,693,843,614

Federal Procurement Data System - Next Generation

OTHER SERVICES AND CONSTRUCTION - SUMMARY BY SERVICE CATEGORY

Actions Reported individually - Fiscal Year 2005 Through Fourth Quarter

		Year to Date	
		Number of Actions	Dollars
TOTAL FEDERAL OTHER SERVICES AND CONSTRUCTION		868,830	\$178,884,693,134
B	SPECIAL STUDIES/ANALYSIS, NOT RandD	15,897	\$2,451,003,294
C	ARCHITECT/ENGINEER SERVICES	30,378	\$4,738,837,667
D	ADP AND TELECOMMUNICATIONS	84,199	\$22,892,074,002
F	NATURAL RESOURCES MANAGEMENT	22,023	\$4,438,452,519
G	SOCIAL SERVICES	6,648	\$560,999,604
H	QUALITY CONTROL, TEST, INSPECTION	5,784	\$1,010,221,043
J	MAINT, REPAIR, REBUILD EQUIPMENT	75,717	\$12,432,213,649
K	MODIFICATION OF EQUIPMENT	2,829	\$1,444,913,579
L	TECHNICAL REPRESENTATIVE SVCS.	4,193	\$1,687,795,456
M	OPERATION OF GOVT OWNED FACILITY	9,091	\$20,954,456,168
N	INSTALLATION OF EQUIPMENT	5,312	\$544,750,171
P	SALVAGE SERVICES	1,516	\$161,724,767
Q	MEDICAL SERVICES	39,214	\$9,478,182,463
R	SUPPORT SVCS (PROF, ADMIN, MGMT)	184,008	\$44,672,099,088
S	UTILITIES AND HOUSEKEEPING	83,585	\$9,832,982,256
T	PHOTO, MAP, PRINT, PUBLICATION	5,715	\$262,465,298
U	EDUCATION AND TRAINING	26,170	\$2,076,852,377
V	TRANSPORT, TRAVEL, RELOCATION	32,026	\$7,064,114,925
W	LEASE/RENT EQUIPMENT	21,570	\$774,500,237
X	LEASE/RENT FACILITIES	107,870	\$4,249,299,048
Y	CONSTRUCT OF STRUCTURES/FACILITIES	33,688	\$17,338,808,497
Z	MAINT, REPAIR, ALTER REAL PROPERTY	71,397	\$9,817,947,026

Federal Procurement Data System - Next Generation

SUPPLIES AND EQUIPMENT - SUMMARY BY PSC GROUP

Actions Reported individually - Fiscal Year 2005 Through Fourth Quarter

	Year to Date	
	Number of Actions	Dollars
TOTAL FEDERAL SUPPLIES AND EQUIPMENT	1,766,110	\$149,418,579,448
10 WEAPONS	7,166	\$2,618,841,159
11 NUCLEAR ORDNANCE	110	\$666,161,607
12 FIRE CONTROL EQPT.	2,232	\$1,602,488,533
13 AMMUNITION AND EXPLOSIVES	4,089	\$4,433,407,073
14 GUIDED MISSILES	2,003	\$5,193,505,207
15 AIRCRAFT/AIRFRAME STRUCTURE COMPTS	23,061	\$17,632,626,667
16 AIRCRAFT COMPONENTS/ACCESSORIES	24,692	\$3,991,361,026
17 AIRCRAFT LAUNCH/LAND/GROUND HANDLE	2,744	\$474,682,836
18 SPACE VEHICLES	440	\$2,914,483,978
19 SHIPS, SMALL CRAFT, PONTOON, DOCKS	4,332	\$6,628,343,423
20 SHIP AND MARINE EQUIPMENT	3,587	\$316,661,868
22 RAILWAY EQUIPMENT	104	\$13,082,409
23 MOTOR VEHICLES, CYCLES, TRAILERS	36,361	\$10,365,910,085
24 TRACTORS	546	\$19,176,214
25 VEHICULAR EQUIPMENT COMPONENTS	19,039	\$1,751,215,032
26 TIRES AND TUBES	1,546	\$182,908,381
28 ENGINES AND TURBINES AND COMPONENT	11,611	\$5,892,381,221
29 ENGINE ACCESSORIES	8,663	\$561,409,914
30 MECHANICAL POWER TRANSMISSION EQPT	10,466	\$365,000,757
31 BEARINGS	7,558	\$225,084,131
32 WOODWORKING MACHINERY AND EQPT	171	\$2,348,418
34 METALWORKING MACHINERY	5,688	\$204,227,373
35 SERVICE AND TRADE EQPT	2,347	\$51,796,368
36 SPECIAL INDUSTRY MACHINERY	12,270	\$555,715,659
37 AGRICULTURAL MACHINERY AND EQPT	3,673	\$22,748,520
38 CONSTRUCT/MINE/EXCAVATE/HIGHWY EQPT	3,413	\$401,846,465
39 MATERIALS HANDLING EQPT	4,916	\$379,455,697
40 ROPE, CABLE, CHAIN, FITTINGS	2,921	\$53,681,973
41 REFRIG, AIR CONDIT/CIRCULAT EQPT	7,035	\$447,731,099
42 FIRE/RESCUE/SAFETY; ENVIRO PROTECT	16,682	\$663,306,247
43 PUMPS AND COMPRESSORS	7,590	\$217,990,928
44 FURNACE/STEAM/DRYING; NUCL REACTOR	2,785	\$830,122,478
45 PLUMBING, HEATING, WASTE DISPOSAL	5,803	\$100,049,972
46 WATER PURIFICATION/SEWAGE TREATMENT	996	\$161,575,617
47 PIPE, TUBING, HOSE, AND FITTINGS	19,309	\$250,783,361
48 VALVES	11,631	\$270,089,002

	Year to Date	
	Number of Actions	Dollars
TOTAL FEDERAL SUPPLIES AND EQUIPMENT	1,766,110	\$149,418,579,448
49 MAINT/REPAIR SHOP EQPT	8,644	\$910,701,534
51 HAND TOOLS	292,353	\$280,850,830
52 MEASURING TOOLS	6,398	\$16,776,707
53 HARDWARE AND ABRASIVES	77,718	\$1,152,412,216
54 PREFAB STRUCTURES/SCAFFOLDING	3,537	\$883,153,390
55 LUMBER, MILLWORK, PLYWOOD, VENEER	5,363	\$102,337,797
56 CONSTRUCTION AND BUILDING MATERIAL	23,736	\$480,836,237
58 COMM/DETECT/COHERENT RADIATION	32,380	\$11,250,864,570
59 ELECTRICAL/ELECTRONIC EQPT COMPNTS	69,914	\$3,552,849,698
60 FIBER OPTIC	1,920	\$101,739,000
61 ELECTRIC WIRE, POWER DISTRIB EQPT	26,218	\$1,205,069,399
62 LIGHTING FIXTURES, LAMPS	8,508	\$169,233,827
63 ALARM, SIGNAL, SECURITY DETECTION	4,255	\$719,153,090
65 MEDICAL/DENTAL/VETERINARY EQPT/SUPP	178,399	\$8,957,911,176
66 INSTRUMENTS AND LABORATORY EQPT	39,077	\$2,061,755,096
67 PHOTOGRAPHIC EQPT	4,456	\$116,880,942
68 CHEMICALS AND CHEMICAL PRODUCTS	12,082	\$1,288,902,665
69 TRAINING AIDS AND DEVICES	3,898	\$1,400,285,912
70 ADP EQPT/SOFTWARE/SUPPLIES AND EQPT	111,711	\$7,575,270,861
71 FURNITURE	64,638	\$1,340,652,592
72 HOUSEHOLD/COMMERC FURNISH/APPLIANCE	7,929	\$163,329,787
73 FOOD PREPARATION/SERVING EQPT	10,661	\$180,978,570
74 OFFICE MACH/TEXT PROCESS/VISIB REC	7,125	\$163,262,073
75 OFFICE SUPPLIES AND DEVICES	88,809	\$494,921,787
76 BOOKS, MAPS, OTHER PUBLICATIONS	9,025	\$377,269,649
77 MUSICAL INST/PHONOGRAPH/HOME RADIO	1,053	\$13,362,785
78 RECREATIONAL/ATHLETIC EQPT	5,179	\$74,062,579
79 CLEANING EQPT AND SUPPLIES	28,805	\$71,450,495
80 BRUSHES, PAINTS, SEALERS, ADHESIVES	59,248	\$94,826,775
81 CONTAINERS/PACKAGING/PACKING SUPPL	31,909	\$474,124,326
83 TEXTILE/LEATHER/FUR; TENT; FLAG	6,323	\$362,963,123
84 CLOTHING/INDIVIDUAL EQPT, INSIGNIA	16,439	\$3,195,444,479
85 TOILETRIES	3,961	\$44,792,808
87 AGRICULTURAL SUPPLIES	1,325	\$35,685,148
88 LIVE ANIMALS	371	\$14,486,013
89 SUBSISTENCE	153,822	\$10,121,539,674
91 FUELS, LUBRICANTS, OILS, WAXES	7,414	\$9,708,318,683
93 NONMETALLIC FABRICATED MATERIALS	4,226	\$263,954,853
94 NONMETALLIC CRUDE MATERIALS	303	\$363,607,975
95 METAL BARS, SHEETS, SHAPES	7,678	\$278,528,283
96 ORES, MINERALS AND PRIMARY PRODUCTS	875	\$590,713,233
99 MISCELLANEOUS	60,315	\$8,233,302,593

E	PURCHASE OF STRUCTURES/FACILITIES	530	\$67,815,522
E1	PURCHASE BUILDINGS	280	\$36,441,697
E2	PURCHASE FACILITY NOT A BUILDING	213	\$9,053,731
E3	PURCH RESTORATION OF REAL PROPERTY	37	\$22,320,094

Federal Procurement Data System - Next Generation

**NORTH AMERICAN INDUSTRY CLASSIFICATION SYSTEM (NAICS) CODE
SUMMARY BY NAICS GROUP**

Actions Reported Individually - Fiscal Year 2005 Through Fourth Quarter

NAICS	Actions	Dollars
TOTAL FEDERAL - YEAR TO DATE	1,359,373	\$204,645,883,723
11 AGRICULTURE, FORESTRY, FISHING AND HUNTING	5,187	\$247,723,529
111 CROP PRODUCTION	810	\$70,361,673
112 ANIMAL PRODUCTION	693	\$30,355,691
113 FORESTRY AND LOGGING	258	\$5,215,955
114 FISHING, HUNTING AND TRAPPING	167	\$2,705,413
115 SUPPORT ACTIVITIES FOR AGRICULTURE AND FORESTRY	3,259	\$139,084,797
21 MINING	1,703	\$98,273,792
211 OIL AND GAS EXTRACTION	199	\$12,812,582
212 MINING (EXCEPT OIL AND GAS)	1,178	\$72,885,197
213 SUPPORT ACTIVITIES FOR MINING	326	\$12,576,013
22 UTILITIES	6,659	\$1,064,530,043
221 UTILITIES	6,659	\$1,064,530,043
23 CONSTRUCTION	64,062	\$16,488,121,463
233 BUILDING, DEVELOPING, AND GENERAL CONTRACTING	4,227	\$801,727,436
234 HEAVY CONSTRUCTION	1,261	\$1,091,208,439
235 SPECIAL TRADE CONTRACTORS	853	\$47,905,218
236 CONSTRUCTION OF BUILDINGS	21,851	\$9,029,364,565
237 HEAVY AND CIVIL ENGINEERING CONSTRUCTION	12,944	\$3,952,646,538
238 SPECIALTY TRADE CONTRACTORS	22,926	\$1,565,269,267
31 MANUFACTURING (FOOD, TEXTILE, APPAREL, LEATHER)	23,394	\$2,332,300,331
311 FOOD MANUFACTURING	4,207	\$1,400,966,644
312 BEVERAGE AND TOBACCO PRODUCT MANUFACTURING	617	\$36,111,896
313 TEXTILE MILLS	5,574	\$56,770,760
314 TEXTILE PRODUCT MILLS	7,733	\$320,682,818
315 APPAREL MANUFACTURING	4,036	\$400,052,700
316 LEATHER AND ALLIED PRODUCT MANUFACTURING	1,227	\$117,715,513
32 MANUFACTURING (PAPER, PRINTING, PETROLEUM, COAL, CHEMICAL, PLASTICS, RUBBER, NONMETALIC MINERAL)	125,476	\$1,817,604,399
321 WOOD PRODUCT MANUFACTURING	1,920	\$66,344,044
322 PAPER MANUFACTURING	15,458	\$121,983,875
323 PRINTING AND RELATED SUPPORT ACTIVITIES	3,486	\$392,715,713
324 PETROLEUM AND COAL PRODUCTS MANUFACTURING	2,636	\$103,542,218
325 CHEMICAL MANUFACTURING	65,592	\$809,826,107
326 PLASTICS AND RUBBER PRODUCTS MANUFACTURING	21,759	\$210,917,800

327 NONMETALLIC MINERAL PRODUCT MANUFACTURING	14,625	\$112,274,642
33 MANUFACTURING (METALS, MACHINERY, COMPUTER, ELECTRONICS ELECTRICAL TRANSPORTATION EQUIPMENT, FURNITURE, MISCELLANEOUS)	525,536	\$66,949,312,448
331 PRIMARY METAL MANUFACTURING	5,812	\$214,113,864
332 FABRICATED METAL PRODUCT MANUFACTURING	195,373	\$5,171,651,841
333 MACHINERY MANUFACTURING	59,114	\$1,996,353,074
334 COMPUTER AND ELECTRONIC PRODUCT MANUFACTURING	82,043	\$12,051,506,654
335 ELECTRICAL EQUIPMENT, APPLIANCE, AND COMPONENT MANUFACTURING	22,493	\$774,480,324
336 TRANSPORTATION EQUIPMENT MANUFACTURING	81,436	\$45,353,362,639
337 FURNITURE AND RELATED PRODUCT MANUFACTURING	32,127	\$601,576,006
339 MISCELLANEOUS MANUFACTURING	47,138	\$786,268,046
42 WHOLESALE TRADE	71,848	\$2,435,175,510
421 WHOLESALE TRADE, DURABLE GOODS	3,299	\$301,992,973
422 WHOLESALE TRADE, NONDURABLE GOODS	617	\$20,201,716
423 MERCHANT WHOLESALERS, DURABLE GOODS	55,047	\$1,371,615,364
424 MERCHANT WHOLESALERS, NONDURABLE GOODS	11,959	\$735,802,964
425 WHOLESALE ELECTRONIC MARKETS AND AGENTS AND BROKERS	926	\$5,562,493
44 RETAIL TRADE (MOTOR VEHICLE, FURNITURE, ELECTRONICS, BUILDING MATERIAL, FOOD, HEALTH, GASOLINE, CLOTHING)	101,565	\$1,313,803,573
441 MOTOR VEHICLE AND PARTS DEALERS	3,431	\$184,639,388
442 FURNITURE AND HOME FURNISHINGS STORES	1,209	\$19,582,119
443 ELECTRONICS AND APPLIANCE STORES	15,349	\$941,248,766
444 BUILDING MATERIAL AND GARDEN EQUIPMENT AND SUPPLIES DEALERS	79,498	\$70,600,895
445 FOOD AND BEVERAGE STORES	394	\$3,877,985
446 HEALTH AND PERSONAL CARE STORES	437	\$76,910,170
447 GASOLINE STATIONS	334	\$5,934,992
448 CLOTHING AND CLOTHING ACCESSORIES STORES	913	\$11,009,257
45 RETAIL TRADE (SPORTING GOODS GENERAL MERCHANDISE, MISCELLANEOUS)	41,534	\$240,928,678
451 SPORTING GOODS, HOBBY, BOOK, AND MUSIC STORES	1,496	\$23,371,924
452 GENERAL MERCHANDISE STORES	247	\$3,530,439
453 MISCELLANEOUS STORE RETAILERS	37,740	\$109,393,174
454 NONSTORE RETAILERS	2,051	\$104,633,140
48 TRANSPORTATION	13,038	\$2,347,232,640
481 AIR TRANSPORTATION	3,321	\$358,532,436
482 RAIL TRANSPORTATION	39	\$2,630,110
483 WATER TRANSPORTATION	944	\$639,732,338
484 TRUCK TRANSPORTATION	1,794	\$92,612,259
485 TRANSIT AND GROUND PASSENGER TRANSPORTATION	2,013	\$85,736,026
486 PIPELINE TRANSPORTATION	55	\$2,018,336

487 SCENIC AND SIGHTSEEING TRANSPORTATION	102	\$2,996,530
488 SUPPORT ACTIVITIES FOR TRANSPORTATION	4,770	\$1,162,974,606
49 POSTAL SERVICE, COURIER/MESSANGER, WAREHOUSING	3,715	\$345,943,799
491 POSTAL SERVICE	428	\$18,882,524
492 COURIERS AND MESSENGERS	2,143	\$46,267,948
493 WAREHOUSING AND STORAGE	1,144	\$280,793,327
51 INFORMATION	29,073	\$4,232,383,479
511 PUBLISHING INDUSTRIES (EXCEPT INTERNET)	9,379	\$617,064,069
512 MOTION PICTURE AND SOUND RECORDING INDUSTRIES	968	\$87,899,877
513 BROADCASTING AND TELECOMMUNICATIONS	3,198	\$698,946,849
514 INFORMATION SERVICES AND DATA PROCESSING SERVICES	1,686	\$521,158,099
515 BROADCASTING (EXCEPT INTERNET)	802	\$14,217,270
516 INTERNET PUBLISHING AND BROADCASTING	297	\$13,644,127
517 TELECOMMUNICATIONS	8,228	\$1,317,882,685
518 INTERNET SERVICE PROVIDERS, WEB SEARCH PORTALS, AND DATA PROCESSING SERVICES	3,485	\$799,036,920
519 OTHER INFORMATION SERVICES	1,030	\$162,533,581
52 FINANCE AND INSURANCE	1,888	\$6,246,275,340
521 MONETARY AUTHORITIES - CENTRAL BANK	25	\$268,272
522 CREDIT INTERMEDIATION AND RELATED ACTIVITIES	279	\$61,732,531
523 SECURITIES, COMMODITY CONTRACTS, AND OTHER FINANCIAL INVESTMENTS AND RELATED ACTIVITIES	383	\$104,860,095
524 INSURANCE CARRIERS AND RELATED ACTIVITIES	847	\$6,070,294,288
525 FUNDS, TRUSTS, AND OTHER FINANCIAL VEHICLES	354	\$9,120,155
53 REAL ESTATE AND RENTAL AND LEASING	20,781	\$1,257,791,381
531 REAL ESTATE	8,927	\$683,238,524
532 RENTAL AND LEASING SERVICES	11,834	\$574,129,109
533 LESSORS OF NONFINANCIAL INTANGIBLE ASSETS (EXCEPT COPYRIGHTED WORKS)	20	\$423,749
54 PROFESSIONAL, SCIENTIFIC, AND TECHNICAL SERVICES	161,951	\$65,068,428,016
541 PROFESSIONAL, SCIENTIFIC, AND TECHNICAL SERVICES	161,951	\$65,068,428,016
55 MANAGEMENT OF COMPANIES AND ENTERPRISES	29	\$444,200
551 MANAGEMENT OF COMPANIES AND ENTERPRISES	29	\$444,200
56 ADMINISTRATIVE AND SUPPORT AND WASTE MANAGEMENT AND REMEDIATION SERVICES	72,172	\$22,488,312,896
561 ADMINISTRATIVE AND SUPPORT SERVICES	62,346	\$19,556,354,275
562 WASTE MANAGEMENT AND REMEDIATION SERVICES	9,826	\$2,931,958,621
61 EDUCATIONAL SERVICES	15,299	\$2,693,381,590
611 EDUCATIONAL SERVICES	15,299	\$2,693,381,590
62 HEALTH CARE AND SOCIAL ASSISTANCE	18,387	\$1,981,784,140
621 AMBULATORY HEALTH CARE SERVICES	12,781	\$1,452,985,452

622 HOSPITALS	3,020	\$172,553,181
623 NURSING AND RESIDENTIAL CARE FACILITIES	595	\$59,269,453
624 SOCIAL ASSISTANCE	1,991	\$296,976,054
71 ARTS, ENTERTAINMENT, AND RECREATION	3,377	\$94,882,229
711 PERFORMING ARTS, SPECTATOR SPORTS, AND RELATED INDUSTRIES	2,049	\$41,384,804
712 MUSEUMS, HISTORICAL SITES, AND SIMILAR INSTITUTIONS	265	\$22,705,587
713 AMUSEMENT, GAMBLING, AND RECREATION INDUSTRIES	1,063	\$30,791,838
72 ACCOMMODATION AND FOOD SERVICES	14,894	\$755,460,718
721 ACCOMMODATION	9,796	\$193,351,964
722 FOOD SERVICES AND DRINKING PLACES	5,098	\$562,108,753
81 OTHER SERVICES (EXCEPT PUBLIC ADMINISTRATION)	27,899	\$1,481,728,188
811 REPAIR AND MAINTENANCE	20,663	\$1,280,361,708
812 PERSONAL AND LAUNDRY SERVICES	3,247	\$102,457,132
813 RELIGIOUS, GRANTMAKING, CIVIC, PROFESSIONAL, AND SIMILAR ORGANIZATIONS	3,855	\$98,359,906
814 PRIVATE HOUSEHOLDS	134	\$549,442
92 PUBLIC ADMINISTRATION	9,906	\$2,664,061,345
921 EXECUTIVE, LEGISLATIVE, AND OTHER GENERAL GOVERNMENT SUPPORT	5,101	\$1,831,808,121
922 JUSTICE, PUBLIC ORDER, AND SAFETY ACTIVITIES	1,718	\$169,173,377
923 ADMINISTRATION OF HUMAN RESOURCE PROGRAMS	1,019	\$67,772,102
924 ADMINISTRATION OF ENVIRONMENTAL QUALITY PROGRAMS	437	\$37,965,510
925 ADMINISTRATION OF HOUSING PROGRAMS, URBAN PLANNING, AND COMMUNITY DEVELOPMENT	55	\$3,008,754
926 ADMINISTRATION OF ECONOMIC PROGRAMS	522	\$25,702,074
927 SPACE RESEARCH AND TECHNOLOGY	319	\$305,949,485
928 NATIONAL SECURITY AND INTERNATIONAL AFFAIRS	735	\$222,681,922

Federal Procurement Data System
Small Business Goaling Report
 Actions Reported Between Fiscal Year 2005 (Q1) and Fiscal Year 2005 (Q4)

Department Name	Small Business Contractor Actions	Small Business Contractor Dollars	Small Business Contractor %	SDB Program Total Actions	SDB Program Total Dollars	SDB Program Total %	8(a) Program Actions	8(a) Program Dollars	8(a) Program %	Other SDB Program Actions	Other SDB Program Dollars	Other SDB Program %	HUBZONE Program Actions	HUBZONE Program Dollars	HUBZONE Program %	Women Owned Small Business Contractor Actions	Women Owned Small Business Contractor Dollars	Women Owned Small Business Contractor %	Service Disabled Veterans Small Business Contractor Actions	Service Disabled Veterans Small Business Contractor Dollars	Service Disabled Veterans Small Business Contractor %	All Actions	All Dollars
Total Federal	2,302,698	\$79,624,883,437	25.358%	286,851	\$21,715,093,160	6.916%	75,983	\$10,464,083,780	3.332%	210,868	\$11,251,009,379	3.583%	69,834	\$6,103,161,942	1.944%	346,685	\$10,494,302,639	3.342%	40,659	\$1,899,148,262	0.605%	5,584,944	\$314,002,424,176
AGENCY FOR INTERNATIONAL DEVELOPMENT (1152)	34	\$7,133,581	4.108%	19	\$11,078,429	6.380%	7	\$4,051,536	2.333%	12	\$7,026,893	4.047%	2	\$149,915	0.086%	11	\$2,207,752	1.272%	4	\$325,395	0.187%	66	\$173,631,851
AGENCY FOR INTERNATIONAL DEVELOPMENT (7200)	81	\$1,682,876	6.117%	11	\$225,811	0.821%	0	\$0	0%	11	\$225,811	0.821%	3	\$134,892	0.490%	12	\$161,948	0.589%	2	\$77,919	0.283%	678	\$27,510,882
AGRICULTURE, DEPARTMENT OF (1200)	63,929	\$1,955,655,108	49.533%	5,130	\$329,614,465	8.349%	1,753	\$130,035,181	3.294%	3,377	\$199,579,284	5.055%	2,490	\$359,617,566	9.108%	6,771	\$209,897,130	5.316%	663	\$23,842,386	0.604%	108,607	\$3,948,158,917
ARCHITECTURAL AND TRANSPORTATION BARRIERS COMPLIANCE BOARD (9532)	20	\$178,427	29.906%	1	\$1,000	0.168%	0	\$0	0%	1	\$1,000	0.168%	0	\$0	0%	4	\$17,628	2.955%	0	\$0	0%	55	\$596,632
ARMED FORCES RETIREMENT HOME (84AF)	317	\$5,330,612	27.453%	24	\$1,017,135	5.238%	7	\$471,979	2.431%	17	\$545,156	2.808%	23	\$812,695	4.185%	58	\$501,058	2.580%	12	\$215,193	1.108%	573	\$19,417,469
BROADCASTING BOARD OF GOVERNORS (9568)	2,361	\$29,257,092	54.913%	66	\$1,536,636	2.884%	57	\$696,468	1.307%	9	\$840,168	1.577%	14	\$1,530,142	2.872%	411	\$3,349,679	6.287%	14	\$330,911	0.621%	3,364	\$53,279,413
CHEMICAL SAFETY AND HAZARD INVESTIGATION BOARD (9565)	58	\$1,188,851	77.024%	7	\$356,257	23.081%	2	\$60,270	3.905%	5	\$295,987	19.177%	5	\$5,657	0.366%	11	\$76,563	4.960%	0	\$0	0%	94	\$1,543,488
COMMERCE, DEPARTMENT OF (1300)	15,429	\$985,368,031	51.966%	2,598	\$294,507,757	15.532%	1,192	\$115,908,070	6.113%	1,406	\$178,599,687	9.419%	682	\$41,766,611	2.203%	2,701	\$182,713,517	9.636%	529	\$24,173,011	1.275%	25,435	\$1,896,181,065
COMMISSION ON CIVIL RIGHTS (9517)	7	\$6,830	64.939%	2	\$0	0%	0	\$0	0%	2	\$0	0%	0	\$0	0%	2	\$0	0%	0	\$0	0%	38	\$10,518
COMMITTEE FOR PRCH FROM BLIND & OTHER SEVERELY HANDICAPPED (9518)	8	\$292,401	72.536%	2	\$110,000	27.288%	0	\$0	0%	2	\$110,000	27.288%	0	\$0	0%	0	\$0	0%	1	\$80,015	19.849%	14	\$403,109
COMMODITY FUTURES TRADING COMMISSION (9507)	103	\$3,280,930	44.976%	29	\$532,817	7.304%	0	\$0	0%	29	\$532,817	7.304%	0	\$0	0%	32	\$564,877	7.744%	0	\$0	0%	203	\$7,294,837
CONSUMER PRODUCT SAFETY COMMISSION (6100)	296	\$4,339,008	59.588%	32	\$1,326,359	18.215%	20	\$1,037,494	14.248%	12	\$288,865	3.967%	5	\$325,662	4.472%	96	\$947,906	13.018%	0	\$0	0%	648	\$7,281,669
CORPORATION FOR NATIONAL AND COMMUNITY SERVICE (9577)	351	\$13,952,752	32.739%	44	\$3,436,188	8.063%	12	\$1,871,891	4.392%	32	\$1,564,297	3.671%	6	\$3,539	0.008%	68	\$648,862	1.523%	7	\$44,328	0.104%	788	\$42,617,712
DEFENSE NUCLEAR FACILITIES SAFETY BOARD (9516)	43	\$1,921,462	80.780%	7	\$1,285,348	54.037%	3	\$896,146	37.675%	4	\$389,202	16.362%	0	\$0	0%	5	\$23,392	0.983%	2	\$380,575	16.000%	67	\$2,378,635
DEPT OF DEFENSE (9700)	970,009	\$53,807,026,057	24.573%	111,849	\$14,522,598,044	6.632%	41,566	\$7,106,290,824	3.245%	70,283	\$7,416,307,220	3.387%	41,575	\$4,253,906,153	1.943%	168,683	\$6,586,186,327	3.008%	17,829	\$1,093,009,806	0.499%	1,705,008	\$218,970,654,489
EDUCATION, DEPARTMENT OF (9100)	1,324	\$115,895,340	9.206%	237	\$37,918,358	3.012%	56	\$14,259,432	1.133%	181	\$23,658,926	1.879%	32	\$2,915,006	0.232%	290	\$31,558,545	2.507%	37	\$1,048,443	0.083%	2,972	\$1,258,847,634
ENERGY, DEPARTMENT OF (8900)	5,488	\$939,320,963	4.110%	1,867	\$309,945,696	1.356%	1,080	\$195,570,631	0.856%	787	\$114,375,066	0.500%	318	\$44,576,077	0.195%	1,162	\$131,290,230	0.574%	125	\$49,154,298	0.215%	9,887	\$22,855,579,163
ENVIRONMENTAL PROTECTION AGENCY (6800)	10,603	\$495,796,617	33.765%	2,113	\$180,504,452	12.293%	796	\$69,926,369	4.762%	1,317	\$110,578,083	7.531%	241	\$14,924,092	1.016%	1,598	\$68,302,534	4.652%	98	\$3,027,819	0.206%	23,376	\$1,468,353,011
EQUAL EMPLOYMENT OPPORTUNITY COMMISSION (4500)	3,143	\$21,393,992	41.095%	76	\$2,661,653	5.113%	32	\$2,882,807	5.537%	44	\$0	0%	46	\$77,182	0.148%	840	\$2,090,726	4.016%	100	\$147,097	0.283%	3,808	\$52,060,168
EXECUTIVE OFFICE OF THE PRESIDENT (1100)	557	\$32,028,126	15.196%	91	\$10,981,653	5.210%	18	\$2,287,668	1.085%	73	\$8,693,985	4.125%	22	\$1,413,715	0.671%	104	\$5,299,557	2.514%	5	\$227,425	0.108%	1,114	\$210,767,501
EXPORT-IMPORT BANK OF THE U.S. (8300)	0	\$0	0%	0	\$0	0%	0	\$0	0%	0	\$0	0%	0	\$0	0%	0	\$0	0%	0	\$0	0%	1	\$0
FEDERAL COMMUNICATIONS COMMISSION (2700)	441	\$34,789,924	67.262%	165	\$10,290,808	19.896%	7	\$56,089	0.108%	158	\$10,234,719	19.787%	4	\$4,050	0.008%	175	\$15,020,462	29.040%	2	\$21,159	0.041%	650	\$51,723,193
FEDERAL ELECTION COMMISSION (9506)	732	\$1,831,526	38.545%	10	\$1,555	0.033%	1	\$2,619	0.055%	9	\$0	0%	10	\$1,255	0.026%	56	\$296,961	6.250%	0	\$0	0%	923	\$4,751,703
FEDERAL EMERGENCY MANAGEMENT AGENCY (5800)	266	\$242,544,990	45.990%	62	\$102,254,722	19.389%	26	\$45,077,057	8.547%	36	\$57,177,665	10.842%	3	\$542,816	0.103%	35	\$6,701,192	1.271%	8	\$50,612,246	9.597%	394	\$527,390,686
FEDERAL ENERGY REGULATORY COMMISSION (8961)	32	\$3,112,277	31.301%	1	\$208,800	2.100%	0	\$0	0%	1	\$208,800	2.100%	0	\$0	0%	4	\$166,575	1.675%	1	\$0	0%	68	\$9,943,055
FEDERAL HOUSING FINANCE BOARD (9540)	16	\$276,820	42.041%	1	\$13,840	2.102%	0	\$0	0%	1	\$13,840	2.102%	0	\$0	0%	3	\$61,660	9.364%	0	\$0	0%	36	\$658,459
FEDERAL LABOR RELATIONS AUTHORITY (5400)	9	\$11,021,164	97.754%	1	\$444,264	3.940%	1	\$444,264	3.940%	0	\$0	0%	0	\$0	0%	2	\$524,264	4.650%	0	\$0	0%	14	\$11,274,372
FEDERAL MARITIME COMMISSION (6500)	37	\$451,236	46.254%	7	\$75,232	7.712%	0	\$0	0%	7	\$75,232	7.712%	6	\$70,207	7.197%	2	\$8,500	0.871%	0	\$0	0%	120	\$975,557
FEDERAL MEDIATION AND CONCILIATION SERVICE (9300)	1	\$-20,580	100.000%	0	\$0	0%	0	\$0	0%	0	\$0	0%	0	\$0	0%	0	\$0	0%	0	\$0	0%	1	\$-20,580
FEDERAL MINE SAFETY AND HEALTH REVIEW COMMISSION (9504)	1	\$26,406	100.000%	0	\$0	0%	0	\$0	0%	0	\$0	0%	0	\$0	0%	0	\$0	0%	0	\$0	0%	1	\$26,406
FEDERAL TRADE COMMISSION (2900)	89	\$1,928,618	42.940%	7	\$323,060	7.193%	3	\$148,991	3.317%	4	\$174,069	3.876%	3	\$148,991	3.317%	17	\$182,800	4.070%	2	\$9,969	0.222%	209	\$4,491,451
GENERAL ACCOUNTING OFFICE (0500)	0	\$0	0%	0	\$0	0%	0	\$0	0%	0	\$0	0%	0	\$0	0%	0	\$0	0%	0	\$0	0%	1	\$1,072,911
GENERAL SERVICES ADMINISTRATION (4700)	86,361	\$1,518,062,263	34.956%	11,576	\$468,709,253	10.793%	3,147	\$236,072,297	5.436%	8,429	\$232,636,956	5.357%	4,648	\$176,415,822	4.062%	16,255	\$269,065,285	6.196%	2,265	\$52,231,177	1.203%	170,570	\$4,342,817,361
GOVERNMENT PRINTING OFFICE (0400)	0	\$0	0%	0	\$0	0%	0	\$0	0%	0	\$0	0%	0	\$0	0%	0	\$0	0%	0	\$0	0%	3	\$438,042
HEALTH AND HUMAN SERVICES, DEPARTMENT OF (7500)	22,707	\$3,355,609,490	36.434%	4,687	\$767,888,838	8.337%	1,934	\$367,594,242	3.991%	2,753	\$400,294,596	4.346%	814	\$154,370,088	1.676%	5,347	\$460,325,340	4.998%	265	\$41,394,195	0.449%	62,469	\$9,210,072,297
HOMELAND SECURITY, DEPARTMENT OF (7000)	26,027	\$4,496,333,612	46.630%	4,080	\$730,571,425	7.576%	1,751	\$283,536,388	2.940%	2,329	\$447,035,037	4.636%	2,022	\$198,270,010	2.056%	3,999	\$437,658,396	4.539%	420	\$46,308,628	0.480%	46,298	\$9,642,620,427
HOUSING AND URBAN DEVELOPMENT, DEPARTMENT OF (8600)	3,011	\$681,735,427	63.564%	1,668	\$398,985,491	37.201%	1,032	\$200,956,805	18.737%	636	\$198,028,686	18.464%	758	\$72,299,701	6.741%	984	\$260,722,123	24.309%	53	\$16,362,406	1.526%	3,955	\$1,072,523,589
INSTITUTE OF AMERICAN INDIAN AND ALASKA NATIVE CULTURE AND ARTS DEVELOPMENT (9535)	2	\$3,519	100.000%	0	\$0	0%	0	\$0	0%	0	\$0	0%	0	\$0	0%	1	\$-2,500	71.043%	0	\$0	0%	2	\$3,519
INTERAGENCY COUNCIL ON THE HOMELESS (4865)	0	\$0	0%	0	\$0	0%	0	\$0	0%	0	\$0	0%	0	\$0	0%	0	\$0	0%	0	\$0	0%	2	\$1,344,687
INTERIOR, DEPARTMENT OF THE (1400)	46,813	\$1,490,829,122	55.240%	6,484	\$585,039,080	21.677%	2,909	\$308,025,886	11.413%	3,575	\$277,013,195	10.264%	2,973	\$242,039,523	8.968%	7,700	\$242,270,096	8.977%	590	\$29,547,519	1.095%	73,320	\$2,698,843,235
INTERNATIONAL TRADE COMMISSION (3400)	23	\$3,319,351	86.294%	5	\$154,770	4.024%	0	\$0	0%	5	\$154,770	4.024%	0	\$0	0%	8	\$74,037	1.925%	0	\$0	0%	38	\$3,846,572
J. F. KENNEDY CENTER FOR THE PERFORMING ARTS (3352)	41	\$2,351,432	16.286%	24	\$405,819	2.811%	0	\$0	0%	24	\$405,819	2.811%	12	\$304,744	2.111%	5	\$1,700,839	11.780%	0	\$0	0%	108	\$14,438,405
JUSTICE, DEPARTMENT OF (1500)	157,821	\$1,442,746,604	34.639%	3,341	\$215,946,233	5.185%	798	\$91,965,775	2.208%	2,543	\$123,980,458	2.977%	716	\$48,277,324	1.159%	15,008	\$266,874,873	6.408%	39				

OFFICE OF SPECIAL COUNSEL (6201)	65	\$532,862	59.038%	5	\$204,000	22.602%	2	\$24,000	2.659%	3	\$180,000	19.943%	0	\$0	0%	17	\$119,596	13.251%	0	\$0	0%	134	\$902,568
PEACE CORPS (1145)	269	\$8,884,590	24.119%	66	\$2,941,558	7.986%	3	\$358,887	0.974%	63	\$2,582,671	7.011%	0	\$0	0%	59	\$2,913,619	7.910%	4	\$55,447	0.151%	993	\$36,835,752
RAILROAD RETIREMENT BOARD (6000)	84	\$3,718,390	56.534%	7	\$500,789	7.614%	0	\$0	0%	7	\$500,789	7.614%	0	\$0	0%	13	\$2,192,883	33.340%	2	\$44,499	0.677%	247	\$6,577,261
SECURITIES AND EXCHANGE COMMISSION (5000)	202	\$41,812,447	44.882%	42	\$23,166,005	24.866%	6	\$2,300,742	2.470%	36	\$20,865,262	22.397%	6	\$132,430	0.142%	52	\$7,563,615	8.119%	2	\$54,486	0.058%	545	\$93,161,686
SELECTIVE SERVICE SYSTEM (9000)	8	\$-27,078	31.661%	3	\$11,300	13.212%	0	\$0	0%	3	\$11,300	13.212%	3	\$11,300	13.212%	4	\$11,300	13.212%	0	\$0	0%	11	\$85,526
SMALL BUSINESS ADMINISTRATION (7300)	368	\$34,197,652	72.104%	196	\$25,469,488	53.701%	75	\$13,815,454	29.129%	121	\$11,654,034	24.572%	12	\$2,868,615	6.048%	95	\$8,893,092	18.751%	12	\$237,298	0.500%	602	\$47,428,314
SMITHSONIAN INSTITUTION (3300)	3,584	\$56,265,515	26.407%	471	\$23,647,112	11.098%	111	\$3,427,346	1.609%	360	\$20,219,766	9.490%	43	\$7,254,002	3.405%	821	\$11,208,325	5.260%	13	\$40,232	0.019%	28,329	\$213,070,491
SOCIAL SECURITY ADMINISTRATION (2800)	4,880	\$310,705,161	35.926%	538	\$87,528,443	10.121%	280	\$58,264,603	6.737%	258	\$29,263,841	3.384%	99	\$18,495,345	2.139%	739	\$45,090,947	5.214%	82	\$3,686,618	0.426%	8,207	\$864,844,114
STATE, DEPARTMENT OF (1900)	27,039	\$745,134,130	35.327%	3,375	\$280,399,053	13.294%	393	\$45,884,217	2.175%	2,982	\$234,514,836	11.118%	232	\$3,454,329	0.164%	4,769	\$131,535,930	6.236%	363	\$42,395,871	2.010%	148,568	\$2,109,253,098
THE JUDICIAL BRANCH (1000)	3	\$153,685	100.000%	3	\$153,685	100.000%	0	\$0	0%	3	\$153,685	100.000%	0	\$0	0%	0	\$0	0%	0	\$0	0%	3	\$153,685
THE LEGISLATIVE BRANCH (0000)	1	\$4,605	100.000%	0	\$0	0%	0	\$0	0%	0	\$0	0%	1	\$4,605	100.000%	0	\$0	0%	0	\$0	0%	1	\$4,605
TRANSPORTATION, DEPARTMENT OF (6900)	6,321	\$665,685,246	44.578%	1,240	\$189,488,430	12.689%	528	\$139,546,408	9.345%	712	\$49,942,022	3.344%	316	\$62,439,138	4.181%	941	\$99,285,636	6.649%	129	\$12,511,197	0.838%	12,792	\$1,493,316,115
TREASURY, DEPARTMENT OF THE (2000)	7,572	\$718,026,760	36.882%	999	\$151,645,347	7.789%	362	\$46,787,710	2.403%	637	\$104,857,636	5.386%	160	\$9,445,500	0.485%	1,758	\$129,772,619	6.666%	118	\$5,459,025	0.280%	17,436	\$1,946,821,434
UNITED STATES INFORMATION AGENCY (6700)	3	\$37,390	100.000%	0	\$0	0%	0	\$0	0%	0	\$0	0%	0	\$0	0%	2	\$35,190	94.116%	0	\$0	0%	3	\$37,390
UNITED STATES TRADE AND DEVELOPMENT AGENCY (1153)	132	\$6,105,295	55.781%	21	\$3,047,851	27.846%	0	\$0	0%	21	\$3,047,851	27.846%	0	\$0	0%	36	\$2,480,420	22.662%	0	\$0	0%	230	\$10,945,196
U.S. CLAIMS COURT (1005)	1	\$7,411	100.000%	0	\$0	0%	0	\$0	0%	0	\$0	0%	0	\$0	0%	0	\$0	0%	0	\$0	0%	1	\$7,411
U.S. COURT OF INTERNATIONAL TRADE (1004)	2	\$13,988	100.000%	2	\$13,988	100.000%	0	\$0	0%	2	\$13,988	100.000%	0	\$0	0%	2	\$13,988	100.000%	0	\$0	0%	2	\$13,988
U.S. COURT OF VETERAN APPEALS (9593)	1	\$36,692	100.000%	0	\$0	0%	0	\$0	0%	0	\$0	0%	0	\$0	0%	0	\$0	0%	0	\$0	0%	1	\$36,692
VETERANS AFFAIRS, DEPARTMENT OF (3600)	815,719	\$2,788,525,148	28.453%	118,924	\$898,091,367	9.164%	14,435	\$506,229,797	5.165%	104,489	\$391,861,570	3.998%	10,922	\$322,158,907	3.287%	101,289	\$457,782,228	4.671%	15,993	\$210,829,326	2.151%	2,863,287	\$9,800,419,790

Appendix:

This report displays the Goaling data for Small Businesses.

This report includes all awards and IDVs in an approved state for the selected date range for all Federal departments. Actions and dollars for each category is sum of Award, IDV and summary data. Report includes contracts with place of performance is Null or Empty if the contracting office is located in United states and has valid state codes. Report excludes if the contracting office address has state codes AA (ARMED FORCES-AMERICAS), AE (ARMED FORCES-EUROPE), AP (ARMED FORCES-PACIFIC), and 98 (NONDISTRINUTED). ** SF 281 (summary) data is being phased out and departments are submitting SF 279 (individual) data. ** Please note that the combined socio-economic subcategory values will not add up to the total values for each column since some of the categories are subsets of other categories. All the figures are for the date range that the user enters.

** This report displays data for the funding agency. If funding agency for the award is not there, then the award is reported as under the contracting agency.

*** Criteria used to derive the small business categories ***

1. Small Business Contractor Actions: An award is included in the Small Business Contractor category when the Contracting Officer's selection of Business Size is Small Business.

2. Small Disadvantaged Business Program (SDB): SDB is based on the CCR SDB or 8(a) flags. If there is no SDB CCR flag but an 8(a) flag, then that 8(a) CCR entry would be included in the SDB count.

For DoD, NASA, and United States Coast Guard, vendors with the following characteristics are also included in the Small Disadvantaged Business Program goaling category:

- Historically Black Colleges or Universities (HBCU)

- Minority Institutions (MI)

3. 8(a) Program: The 8(a) Program goaling category is based solely on the Type of Set Aside. Awards are included in the 8(a) Program small business goaling category when the following Type of Set Aside are used:

Type of Set Aside: 8(a) Sole Source or 8(a) Competed or SDB, 8(a) with HUBZone.

4. Other Small Disadvantaged Business Program: Small Disadvantaged Business Program is based on the "SDB" value minus "8(a) Program" value.

5. HubZone Program: Awards are included in the HubZone Program small business goaling category when the Contracting Officer's Business Size selection is Small Business and the vendor is designated as a HUBZone business in the CCR data for an award.

6. Women-owned Small Business Contractor: An award is included in the Women Owned Small Business Contractor goaling achievement when the Contracting Officer's Business Size selection is Small Business and the vendor is designated as a Women Owned business in the award CCR data.

7. Service Disabled Veteran Owned Small Business Contractor: An award is included in the Service Disabled Veterans Small Business Contractor goaling achievement when the Contracting Officer's Business Size selection is Small Business and the vendor is designated as a Service Disabled Veteran Owned Business in the award CCR data.

8. All Dollars and Actions: These columns show the total figures for all the department for a given quarter range based on date signed.

*** Fields used to derive the [SF279 & SF281 Data Sources] (Subject to Exclusions)***

1. Total Actions and Dollars: The count of all actions and the sum of all dollars obligated for a Department for the selected fiscal quarter range. Add to this SF279 data the following SF281 data. This includes all 8(a)s.

-All Actions: sum("Tariff or Regulated Acquisitions Number of Actions" + "Purchases using Simplified Acquisition Procedures Number of Actions" + "Orders GSA Federal Schedules Number of Actions" + "Orders Other Federal Schedules Number of Actions" + "All Other Orders Number of Actions" + ("Other Procurement Methods Number of Actions" minus "JWOD Nonprofit Agency Number of Actions"))

-All Dollars: sum("Purchases using Simplified Acquisition Procedures Small Business Concerns Dollars" + "Orders-GSA Federal Schedules Small Business Concerns Dollars" + "Orders Other Federal Schedules Small Business Concerns Dollars" + "All Other Orders Small Business Concerns Dollars" + "Purchases using Simplified Acquisition Procedures Large Business Concerns Dollars" + "Orders-GSA Federal Schedules Large Business Concerns Dollars" + "Orders Other Federal Schedules Large Business Concerns Dollars" + "All Other Orders Large Business Concerns Dollars" + "Other Procurement Methods Small Business Concerns Dollars" + "Purchases using Simplified Acquisition Procedures Large Business Concerns Dollars" + "Orders GSA Federal Schedules Other Entities Dollars" + "Orders Other Federal Schedules Other Entities Dollars" + "All Other Orders Other Entities Dollars" + "Other Procurement Methods Other Entities Dollars" + ("Tariff or Regulated Acquisitions Total Dollars" minus "JWOD Nonprofit Agency Total Net Dollars"))

2. Small Business Concerns: Awards that Contracting Officers have determined are for Small Businesses. If no Contracting Officer's designation is found for an Award, then a small business is determined by those contractors which are designated as Small Businesses in the CCR system. Add to this SF279 data the following SF281 data.

-Actions: sum("Small Business Concerns Number of Actions")

-Dollars: sum("Purchases using Simplified Acquisition Procedures Small Business Concerns Dollars" + "Orders GSA Federal Schedules Small Business Concerns Dollars" + "Orders Other Federal Schedules Small Business Concerns Dollars" + "All Other Orders Small Business Concerns Dollars" + "Other Procurement Methods Small Business Concerns Dollars")

3. Small Disadvantaged Business Concerns: Awards for contractors that have a SDB designation in the CCR data. Add to this SF279 data the following SF281 data.

-Actions: sum("Small Disadvantaged Business Concerns Number of Actions")

-Dollars: sum("Small Disadvantaged Business Concerns Total Net Dollars")

4. 8(a) Contractors: Awards that Contracting Officers have determined are for Small Businesses and the Type of Set Aside determined as 8(a) Sole Source or 8(a) Competed or SDB, 8(a) with HUBZone. Add to this SF279 data the following SF281 data.

-Actions: sum("8(a) Contract Awards Number of Actions")

-Dollars: sum("8(a) Contract Awards Total Net Dollars")

5. Other SDB Contractors: This category is based on the number of SDB Awards minus the 8(a) Awards. Add to this SF279 data the following SF281 data.

-Actions: sum("Small Disadvantaged Business Concerns Number of Actions" minus "8(a) Contract Awards Number of Actions")

-Dollars: sum("Small Disadvantaged Business Concerns Total Net Dollars" minus "8(a) Contract Awards Total Net Dollars")

6. HUBZONE Small Businesses: Awards that Contracting Officers have determined are for Small Businesses and the contractors have a HUBZONE Business designation in the CCR data. Add to this SF279 data the following SF281 data.

-Actions: sum("HUBZone Program Number of Actions")

-Dollars: sum("HUBZone Program Total Net Dollars")

7. Women Owned Small Business Concerns: Awards that Contracting Officers have determined are for Small Businesses and the contractors have a Women Owned Business designation in the CCR data. Add to this SF279 data the following SF281 data.

-Actions: sum("Women Owned Small Business Concerns Number of Actions")

-Dollars: sum("Women Owned Small Business Concerns Total Net Dollars")

8. Service Disabled Veterans Small Businesses: Awards that Contracting Officers have determined are for Small Businesses and the contractors have a Service Disabled Veteran Owned designation in the CCR data. Add to this SF279 data the following SF281 data.

-Actions: sum("Service Disabled Veteran Owned Small Business Concerns Number of Actions")

-Dollars: sum("Service Disabled Veteran Owned Small Business Concerns Total Net Dollars")

*** The Exclusions for all the Categories ***

*Javits-Wagner-O'Day Program (JWOD, Sheltered Workshop): Awards/IDVs with the CCR based Sheltered Workshop Flag equal to "Y" are excluded.

*UNICOR: UNICOR or Federal Prison Industries are determined when the award/IDV has a UNICOR designation for the contractor. The exclusion is done by excluding all vendors whose name contains the pattern "FEDERAL PRISON" or "UNICOR" within it.

*American Institute in Taiwan: Awards/IDVs with the American Institute in Taiwan designated as the contractor for the award and determined by a DUNS number of "161174503."

*Contracts awarded and performed outside of the United States: Awards contracted and performed outside of the US are designated when the country in the place of performance is NOT the United States.

*Acquisitions by agencies on behalf of foreign governments or entities or international organizations: Awards in which the contract for foreign entity is yes are excluded from the report. *Product or Service code for Lease Information - PSC X111 to PSC X300. *Product or Service code for Utilities - PSC S112. *Contracts by Tricare DODAAC - H94002.

*Contracts funded predominately with agency generated sources. Accordingly, the following Federal Government agencies are excluded:

-FDIC, 5100

-Postal Service, 1800

-Bureau Of Engraving And Printing, 2041

-United States Mint, 2044

-Office Of The Comptroller Of The Currency, 2046

-Office Of Thrift Supervision, 2047

-Transportation Security Administration, 6965; 7013

-Federal Aviation Administration, 6920

-Tennessee Valley Authority, 6400 -Administrative Office of the US Courts, 1027 -Architect of the Capitol, 0100 -Bankruptcy Courts, 1021 -Central Intelligence Agency, 5600 -Congressional Budget Office, 0800 -Court Services and Offender Supervision Agency, 9594 -Pretrial Services Agency, 959P -Federal Judicial Center, 1028 -Overseas Private Investment Corporation, 7100 -Supreme Court of US, 1001 -US Courts of Appeals-Judicial Circuits, 1002 -US Dis

Territorial Courts, 1012

*Contracts awarded for DeCA are excluded because they are buying for a commissary, resale.

-Awards/IDVs with a Reason Not Completed value of "RES" for Resale.

** Grants, CreditCards, Personal Service Contracts that are issued under 5U.S.C.3109. (FAR Part 37) are not included in the exclusions.

Appendix: Total Federal Views

Procurement History by Quarter Actions

This report provides total actions for procurement actions for each FY quarter for the fiscal year 2005 and the ten previous fiscal years. Beginning in FY 2004 these action counts began to include individual actions that in previous years were reported as summary contract actions. Only awards (Delivery/Task Order, Purchase Order, Definitive Contract, and BPA Call) in final status are included in the report. NASA-specific award types such as Intragovernmental, Cooperative Agreement, Grant for Research, Funded Space Act Agreement, and Training Grant are not included in the report. Indefinite Delivery Vehicle Awards (IDVs) are not included in this report, but delivery orders and BPA Calls placed against IDVs are included.

Procurement History by Quarter Dollars

This report provides the total dollars obligated for each FY quarter for the fiscal year 2004 and the ten previous fiscal years. Beginning in FY 2004 these dollars amounts began to include individual actions that in previous years were reported as summary contract actions. Only awards (Delivery/Task Order, Purchase Order, Definitive Contract, and BPA Call) in final status are included in the report. NASA-specific awards such as Intragovernmental, Cooperative Agreement, Grant for Research, Funded Space Act Agreement, and Training Grant are not included in the report. Indefinite Delivery Vehicle awards (IDVs) are not included in this report, but delivery orders and BPA Calls placed against IDVs are included.

Small Business Ownership Report – Number of New Businesses by Ethnic Group

This report provides the total number of *new business actions* [contractors registered in Central Contractor Registry (CCR) for the first time in FY04] for Department of Defense Agencies and Civilian Agencies for the following categories:

Columns

- *Women-Owned Small Business Firms* – Awards made to Women-owned businesses determined by the Contracting Officer to be a “Small Business” for this procurement.
- *Women-Owned Small Disadvantaged Business Firms* – Awards made to Women-owned businesses that are also Small Disadvantaged Business firms, determined by the Contracting Officer to be a “Small Business” for this procurement.
- *Small Disadvantaged Business Firms* – Awards made to Small Disadvantaged Business firms determined by the Contracting Officer to be a “Small Business” for this procurement. Each of these categories is combined with one of the ethnic groups listed below and limited to businesses that registered in the Central Contractor Registry in the Fiscal Year 2005.
- *Asian-Indian American* – Contracts with Socio Economic indicator as Asian-Indian American.
- *Asian-Pacific American* – Contracts with Socio Economic indicator as Asian-Pacific American.
- *Black American* – Contracts with Socio Economic indicator as Black American.
- *Hispanic American* – Contracts with Socio Economic indicator as Hispanic American.
- *Native American* – Contracts with Socio Economic indicator as Native American. What about American Indian and Tribal Government?
- *No Representation* – Contracts with Socio Economic indicators other than those listed above.

New businesses are defined as contractors registered in the Central Contractor Registry for the first time in the fiscal year 2005.

Beginning in FY 2004 these action counts and dollars began to include individual actions that in previous years were reported as summary contract actions.

This report is limited to awards (Delivery/Task Order, Purchase Order, Definitive Contract and BPA Call) in final status. NASA specific award types such as Intragovernmental, Cooperative Agreement, Grant for Research, Funded Space Act Agreement, and Training Grant are not included in the report. Indefinite Delivery Vehicle Awards (IDVs) are not included in this report, but delivery orders and BPA Calls placed against IDVs are included.

Small Business Ownership Report – Number of New Businesses by Department

This report displays the same information as the “Small Business Ownership Report – Number of New Businesses by Ethnic Group” report, broken down by US Government Department rather than ethnic group.

Columns

- *Women-Owned Small Business Firms* - Awards made to Women-owned businesses determined by the Contracting Officer to be a “Small Business” for this procurement.
- *Women-Owned Small Disadvantaged Business Firms* - Awards made to Women-owned businesses that are also Small Disadvantaged Business firms, determined by the Contracting Officer to be a “Small Business” for this procurement.
- *Small Disadvantaged Business Firms* - Awards made to Small Disadvantaged Business firms determined by the Contracting Officer to be a “Small Business” for this procurement. Each of these categories is combined with one of the federal government departments and limited to businesses that registered in the Central Contractor Registry in the Fiscal Year 2005.

Rows

Federal Government Departments

New businesses are defined as the contractors registered in the Central Contractor Registry for the first time in the Fiscal Year 2005.

Beginning in FY 2004 these action counts and dollars began to include individual actions that in previous years were reported as summary contract actions.

This report is limited to awards (Delivery/Task Order, Purchase Order, Definitive Contract and BPA Call) in final status. NASA specific award types such as Intragovernmental, Cooperative Agreement, Grant for Research, Funded Space Act Agreement, and Training Grant are not included in the report. Indefinite Delivery Vehicle Awards (IDVs) are not included in this report, but delivery orders and BPA Calls placed against IDVs are included.

Note: Some departments and agencies may have an unusually high number of businesses considered to be doing business with the Federal government for the first time because this report shows businesses registering with the Central Contractor Registry (CCR) for the first time. FY2004 was the first year in which businesses were required to register in CCR to be eligible to get government contracts. Previously, some Federal organizations had not required contractors to register with CCR in order to do business.

Report on Method of Awards – Small Business

This report provides total actions and total dollars obligated to Small Businesses for federal government department in the following three competition categories:

- *Non Competitive* – Awards with Extent Competed as ‘Not available for competition’ or ‘Not Competed’ or ‘Follow on to competed action’ or ‘Non competitive Delivery Order’
- *Restricted Competition* – Extent Competed is “Full and Open after Exclusion of Sources.”
- *Unrestricted Competition* – Extent competed as ‘Full and Open Competition’ or ‘Full and Open Competition after exclusion of sources’ or ‘Competed under SAT’
- *A small business* is a business determined by the Contracting Officer to be a “Small Business” for this procurement.

Beginning in FY 2004 these action counts and dollars began to include individual actions that in previous years were reported as summary contract actions.

This report is limited to awards (Delivery/Task Order, Purchase Order, Definitive Contract, and BPA Call) in final status. NASA-specific awards such as Intragovernmental, Cooperative Agreement, Grant for Research, Funded Space Act Agreement, and Training Grant are not included in the report. Indefinite Delivery Vehicle Awards (IDVs) are not included in this report, but delivery orders and BPA Calls placed against IDVs are included.

Report on Method of Awards – Small Disadvantaged Business

The report provides, by federal government department, the total actions and total dollars obligated to Small disadvantaged businesses in the following three competition categories:

- *Non Competitive* – Awards with Extent Competed as “Not available for competition,” or “Not Competed,” or “Follow on to competed action,” or “Non competitive Delivery Order.”
- *Restricted Competition* – Extent Competed is “Full and Open after Exclusion of Sources.”
- *Un-restricted Competition* – Extent competed as ‘Full and Open Competition’ or ‘Full and Open Competition after exclusion of sources’ or ‘Competed under SAT’
- *Small Disadvantaged Business* is a business determined by Contracting Officer to be a
- “Small Disadvantaged Business” for this procurement.

Beginning in FY 2004 these action counts and dollars began to include individual actions that in previous years were reported as summary contract actions.

This report is limited to awards (Delivery/Task Order, Purchase Order, Definitive Contract, and BPA Call) in final status. NASA-specific awards such as Intragovernmental, Cooperative Agreement, Grant for Research, Funded Space Act Agreement, and Training Grant are not included in the report. Indefinite Delivery Vehicle Awards (IDVs) are not included in this report, but delivery orders and BPA Calls placed against IDVs are included.

Contract Actions by Dollar Value

The report provides total actions and total Dollars Obligated for transactions having dollars obligated amounts in the following dollar ranges: (1) \$ 0 to \$25,000; (2) over \$25000 to \$100,000; (3) over \$100,000 to \$1,000,000 and (4) over \$1,000,000.

Beginning in FY 2004 these action counts and dollars began to include individual actions that in previous years were reported as summary contract actions.

This report is limited to awards (Delivery/Task Order, Purchase Order, Definitive Contract, and BPA Call) in final status. NASA-specific awards such as Intragovernmental, Cooperative Agreement, Grant for Research, Funded Space Act Agreement, and Training Grant are not included in the report. Indefinite Delivery Vehicle Awards (IDVs) are not included in this report, but delivery orders and BPA Calls placed against IDVs are included.

Contract Dollars by Executive Departments and Agencies

This report displays the total dollars obligated for the Department of Defense and ten Civilian Agencies for Fiscal Year 2005.

Beginning in FY 2004 these action counts and dollars began to include individual actions that in previous years were reported as summary contract actions. Summary contract data was reported by the Department of Agriculture and Veterans Affairs. The other agencies on this chart reported all contract actions individually. If summary data had been reported individually the ranks for these two agencies would have been higher.

This report is limited to awards (Delivery/Task Order, Purchase Order, Definitive Contract and BPA Call) in final status. NASA-specific awards such as Intragovernmental, Cooperative Agreement, Grant for Research, Funded Space Act Agreement, and Training Grant are not included in the report. Indefinite Delivery Vehicle Awards (IDVs) are not included in this report, but delivery orders and BPA Calls placed against IDVs are included.

Procurements Performed Outside U.S. and U.S. Territories by Continent

This report displays the total dollars obligated for contracts performed outside of the U.S (and U.S territories) for the Fiscal Year 2005 by continent or major island group.

The report excludes contracts with Place of Performance in the U.S., country codes belonging to the U.S territories: American Samoa, Federated States / Micronesia, Guam, Northern Mariana Islands, Marshall Islands, Palau, Puerto Rico, U.S. Minor Outlying Islands, and U.S. Virgin Islands and where Place of Performance is not reported.

Beginning in FY 2004 these action counts and dollars began to include individual actions that in previous years were reported as summary contract actions.

This report is limited to awards (Delivery/Task Order, Purchase Order, Definitive Contract, and BPA Call) in final status. NASA-specific awards such as Intragovernmental, Cooperative Agreement, Grant for Research, Funded Space Act Agreement, and Training Grant are not included in the report. Indefinite Delivery Vehicle Awards (IDVs) are not included in this report, but delivery orders and BPA Calls placed against IDVs are included.

Also, Beginning in FY 2004 these action counts and dollars began to include individual actions that in previous years were reported as summary contract actions

Research and Development – Summary by R&D Category

This report displays the total actions and dollars obligated in Fiscal Year 2005 for R&D categories which are Product and Service Codes (PSC) starting with the letter A.

Beginning in FY 2004 these action counts and dollars began to include individual actions that in previous years were reported as summary contract actions.

This report is limited to awards (Delivery/Task Order, Purchase Order, Definitive Contract, and BPA Call) in final status. NASA-specific awards such as Intragovernmental, Cooperative Agreement, Grant for Research, Funded Space Act Agreement, and Training Grant are not included in the report. Indefinite Delivery Vehicle Awards (IDVs) are not included in this report, but delivery orders and BPA Calls placed against IDVs are included.

Other Services and Construction – Summary by Service Category

This report displays the total actions and total dollars obligated in Fiscal Year 2004 for “Other Services and Construction” categories (PSC codes starting with B, C, D, F, G, H, J, K, L, M, N, P, Q, R, S, T, U, V, W, X, Y, or Z).

Beginning in FY 2004 these action counts and dollars began to include individual actions that in previous years were reported as summary contract actions.

This report is limited to awards (Delivery/Task Order, Purchase Order, Definitive Contract, and BPA Call) in final status. NASA-specific awards such as Intragovernmental, Cooperative Agreement, Grant for Research, Funded Space Act Agreement, and Training Grant are not included in the report. Indefinite Delivery Vehicle Awards (IDVs) are not included in this report, but delivery orders and BPA Calls placed against IDVs are included.

Supplies and Equipment – Summary by PSC Group

This report displays the total actions and total dollars obligated in Fiscal Year 2005 for supplies and equipments.

Beginning in FY 2004 these action counts and dollars began to include individual actions that in previous years were reported as summary contract actions.

This report is limited to awards (Delivery/Task Order, Purchase Order, Definitive Contract, and BPA Call) in final status. NASA-specific awards such as Intragovernmental, Cooperative Agreement, Grant for Research, Funded Space Act Agreement, and Training Grant are not included in the report. Indefinite Delivery Vehicle Awards (IDVs) are not included in this report, but delivery orders and BPA Calls placed against IDVs are included.

North American Industry Classification System Code – Summary by NAICS Group

This report provides the total actions and total dollars obligated in fiscal year 2005 by NAICS code categories using the first two positions of the NAICS code.

Beginning in FY 2004 these action counts and dollars began to include individual actions that in previous years were reported as summary contract actions.

This report is limited to awards (Delivery/Task Order, Purchase Order, Definitive Contract, and BPA Call) in final status. NASA-specific awards such as Intragovernmental, Cooperative Agreement, Grant for Research, Funded Space Act Agreement, and Training Grant are not included in the report. Indefinite Delivery Vehicle Awards (IDVs) are not included in this report, but delivery orders and BPA Calls placed against IDVs are included.

Note: Actions are calculated to the nearest whole percent and dollars to the nearest 100th of a percent.

Small Business Goaling Report

This report displays goaling data for Federal government departments' awards to small businesses in fiscal year 2005.

Exclusions: The Small Business Administration has specified that the following types of transactions shall be excluded from the Small Business Goaling Report.

- • Awards to JWOD organizations, previously known as Sheltered Workshops.
- • Awards to Federal Prison Industries also known as UNICOR.
- • Awards to the American Institute in Taiwan (DUNS number 161174503)
- • Contracts awarded and performed outside of the United States.
- • Acquisitions by agencies on behalf of foreign governments or entities, or international organizations.
- • Contracts funded by agencies using non-appropriated funds following or not required by the FAR or DFARS to report to FPDS-NG. In general, these Federal Government agencies are excluded:
 - FDIC, 5100
 - Postal Service, 1800
 - Bureau of Engraving and Printing, 2041
 - United States Mint, 2044
 - Office of the Comptroller of the Currency, 2046
 - Office of Thrift Supervision, 2047
 - Transportation Security Administration, 6965; 7013
 - Federal Aviation Administration, 6920
 - Tennessee Valley Authority, 6400
 - Administrative Office of the US Courts, 1027
 - Architect of the Capitol, 0100
 - Bankruptcy Courts, 1021
 - Central Intelligence Agency, 5600
 - Congressional Budget Office, 0800
 - Court Services and Offender Supervision Agency, 9594
 - Pretrial Services Agency, 959P
 - Federal Judicial Center, 1028
 - Overseas Private Investment Corporation, 7100
 - Supreme Court of the US, 1001
 - US Courts of Appeals – Judicial Circuits, 1002
 - US District and Territorial Courts, 1012
- Contracts awarded for Defense Commissary Agency (DeCA) are excluded because they are buying for a commissary for resale.
- Awards where Reason Not Competed is Resale.

Category Definitions

The following are the definitions of the categories; all exclude the categories listed above:

Total Actions and Dollars	Total Actions and Dollars for federal government departments for the fiscal year 2005.
Small Business Concerns	Awards are included in the Small Business category when the Contracting Officer's selection of Business Size is Small Business.
Small Disadvantaged Business Concerns (SDB)	Awards are included when the vendor is listed in the Central Contractor Registry as either a small disadvantaged business or as an 8(A) firm. For DoD, NASA, and the United States Coast Guard, Historically Black Colleges or Universities (HBCU) and Minority Institutions (MI) are also included in the Small Disadvantaged Business Program goaling category.
8(a) Contractors	Awards are included in the 8(a) Program small business goaling category when the Type of Set Aside used is one of: 8(a) Sole Source or 8(a) Competed or 8(a) with HUBZone.
Other SDB Contractors	Awards to Small Disadvantaged Businesses that are not 8(a) Businesses.
HUBZONE Small Businesses	Awards to HUBZone small businesses where the Contracting Officer's Business Size selection is Small Business and the vendor is designated as a HUBZone business in the Central Contractor Registry.
Women Owned Small Business Concerns	Awards to Women Owned Small Businesses where the Contracting Officer's Business Size selection is Small Business and the vendor is designated as a Women Owned business in the Central Contractor Registry.
Service Disabled Veteran Owned Business	Awards to Service Disabled Veteran Owned Business where the Contracting Officer's Business Size selection is Small Business and the vendor is designated as Service Disabled Veteran Owned Business in the Central Contractor Registry.