



FPDS-NG
Federal Procurement Report
FY 2005

Section II
Geographic Views



Table of Contents

Section II: Geographic Views

Federal Procurement by State Summary

Top 10 States by Procurement for Last 5 Fiscal Years

Federal Procurement Dollars by State

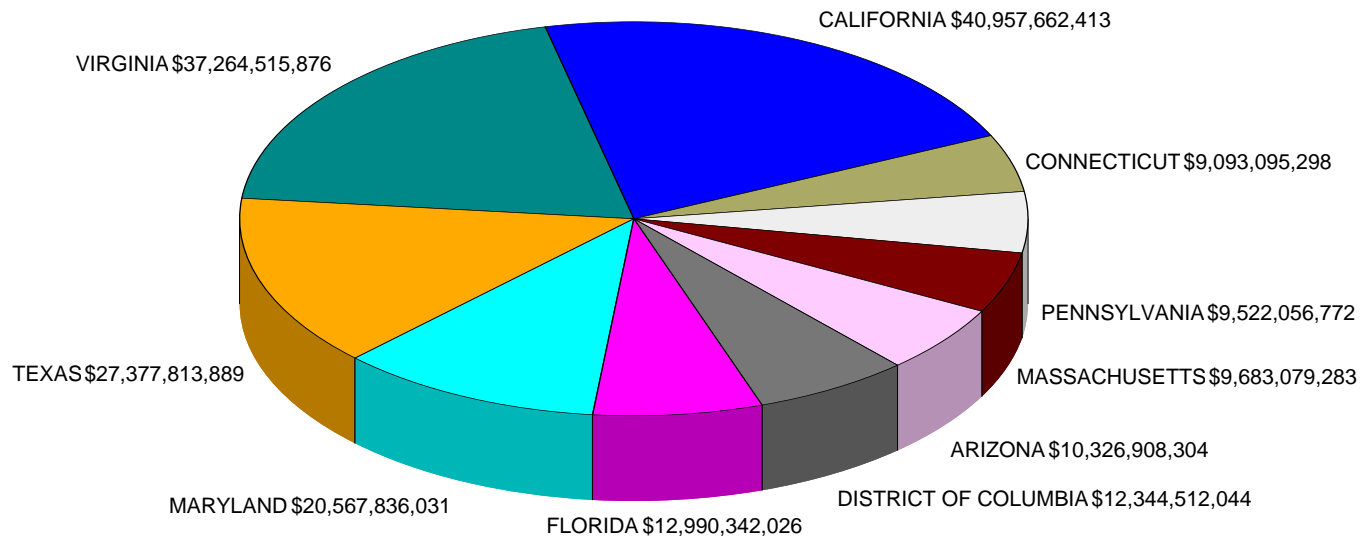
Appendix

Federal Procurement Data System - Next Generation
FEDERAL PROCUREMENT BY STATE SUMMARY
Actions Reported Individually - Fiscal Year 2005 Through Fourth Quarter

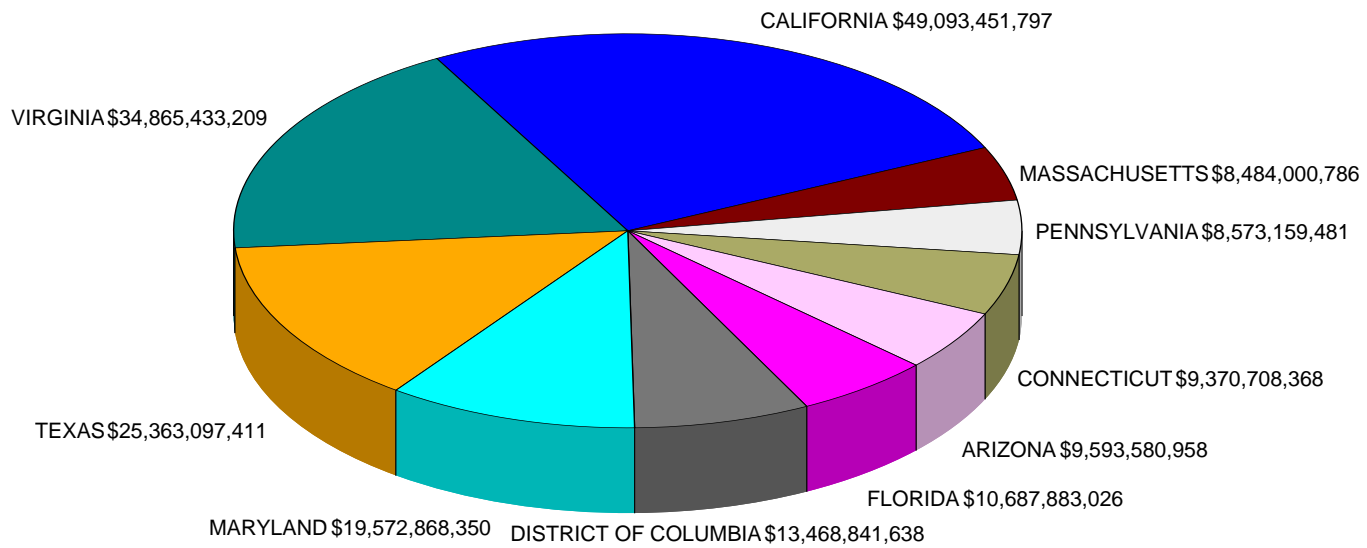
	Dollars	Percent of Dollars	Dollar Rank	Rank Last FY	Rank Per Capita
Total Federal	\$338,418,074,040	100.00 %			
ALABAMA	\$8,195,313,611	2.42 %	13	13	8
ALASKA	\$2,332,419,655	0.69 %	34	36	4
ARIZONA	\$10,326,908,304	3.05 %	7	7	7
ARKANSAS	\$1,029,630,597	0.30 %	42	43	49
CALIFORNIA	\$40,957,662,413	12.10 %	1	1	19
COLORADO	\$5,811,765,419	1.72 %	21	20	15
CONNECTICUT	\$9,093,095,298	2.69 %	10	8	6
DELAWARE	\$223,407,842	0.07 %	51	51	51
DISTRICT OF COLUMBIA	\$12,344,512,044	3.65 %	6	5	1
FLORIDA	\$12,990,342,026	3.84 %	5	6	30
GEORGIA	\$7,866,719,874	2.32 %	15	19	25
HAWAII	\$2,211,858,643	0.65 %	35	33	9
IDAHO	\$1,525,653,699	0.45 %	38	38	20
ILLINOIS	\$6,303,072,205	1.86 %	19	18	45
INDIANA	\$5,415,934,135	1.60 %	22	23	28
IOWA	\$1,499,059,812	0.44 %	39	37	43
KANSAS	\$2,732,223,844	0.81 %	31	32	24
KENTUCKY	\$4,729,455,629	1.40 %	25	27	22
LOUISIANA	\$4,994,899,295	1.48 %	24	25	23
MAINE	\$1,827,691,515	0.54 %	36	35	12
MARYLAND	\$20,567,836,031	6.08 %	4	4	3
MASSACHUSETTS	\$9,683,079,283	2.86 %	8	10	10
MICHIGAN	\$5,225,042,243	1.54 %	23	24	41
MINNESOTA	\$2,511,085,466	0.74 %	32	34	44
MISSISSIPPI	\$4,002,159,831	1.18 %	28	30	13
MISSOURI	\$8,327,678,827	2.46 %	11	12	11
MONTANA	\$470,793,357	0.14 %	48	45	42
NEBRASKA	\$673,472,974	0.20 %	44	44	48
NEVADA	\$1,781,528,852	0.53 %	37	39	27
NEW HAMPSHIRE	\$1,159,664,519	0.34 %	40	42	26
NEW JERSEY	\$7,127,457,987	2.11 %	17	21	29
NEW MEXICO	\$6,300,946,947	1.86 %	20	17	5
NEW YORK	\$8,274,447,840	2.45 %	12	11	47
NORTH CAROLINA	\$4,480,489,782	1.32 %	27	26	39
NORTH DAKOTA	\$465,325,267	0.14 %	49	48	33

	Dollars	Percent of Dollars	Dollar Rank	Rank Last FY	Rank Per Capita
Total Federal	\$338,418,074,040	100.00 %			
OHIO	\$7,505,069,324	2.22 %	16	15	36
OKLAHOMA	\$2,446,212,874	0.72 %	33	28	35
OREGON	\$1,158,798,642	0.34 %	41	40	50
PENNSYLVANIA	\$9,522,056,772	2.81 %	9	9	31
RHODE ISLAND	\$479,838,435	0.14 %	46	46	46
SOUTH CAROLINA	\$4,711,679,354	1.39 %	26	22	21
SOUTH DAKOTA	\$540,354,744	0.16 %	45	49	34
TENNESSEE	\$7,027,567,345	2.08 %	18	16	18
TEXAS	\$27,377,813,889	8.09 %	3	3	16
UTAH	\$2,857,656,524	0.84 %	30	31	17
VERMONT	\$471,482,182	0.14 %	47	47	32
VIRGINIA	\$37,264,515,876	11.01 %	2	2	2
WASHINGTON	\$7,971,196,183	2.36 %	14	14	14
WEST VIRGINIA	\$970,148,503	0.29 %	43	41	40
WISCONSIN	\$3,318,916,301	0.98 %	29	29	37
WYOMING	\$278,368,430	0.08 %	50	50	38
U.S OUTLYING AREAS	\$1,053,763,594	0.31 %			

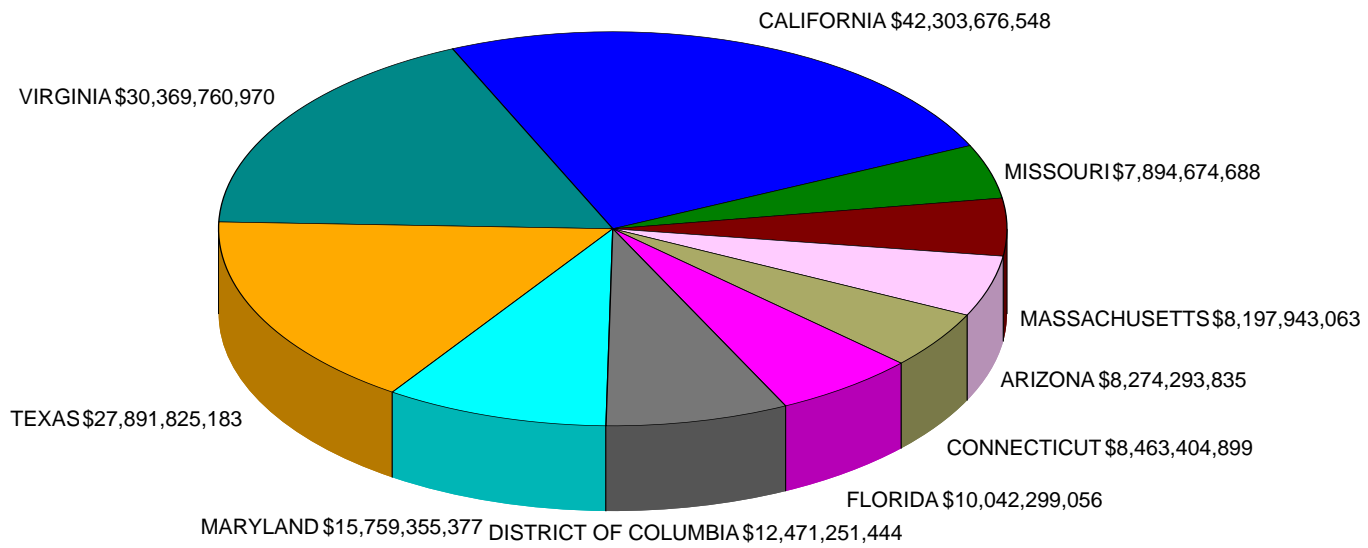
Federal Procurement Data System - Next Generation
TOP 10 STATES BY FEDERAL PROCUREMENT
Actions Reported Individually - Fiscal Year 2005



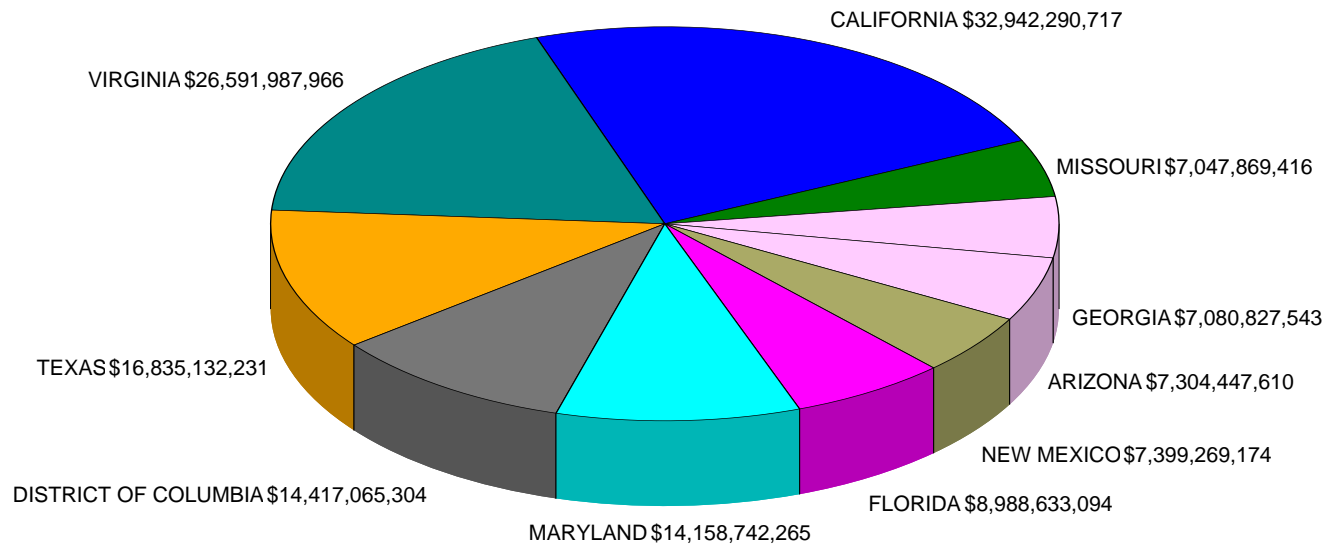
Federal Procurement Data System - Next Generation
TOP 10 STATES BY FEDERAL PROCUREMENT
Actions Reported Individually - Fiscal Year 2004



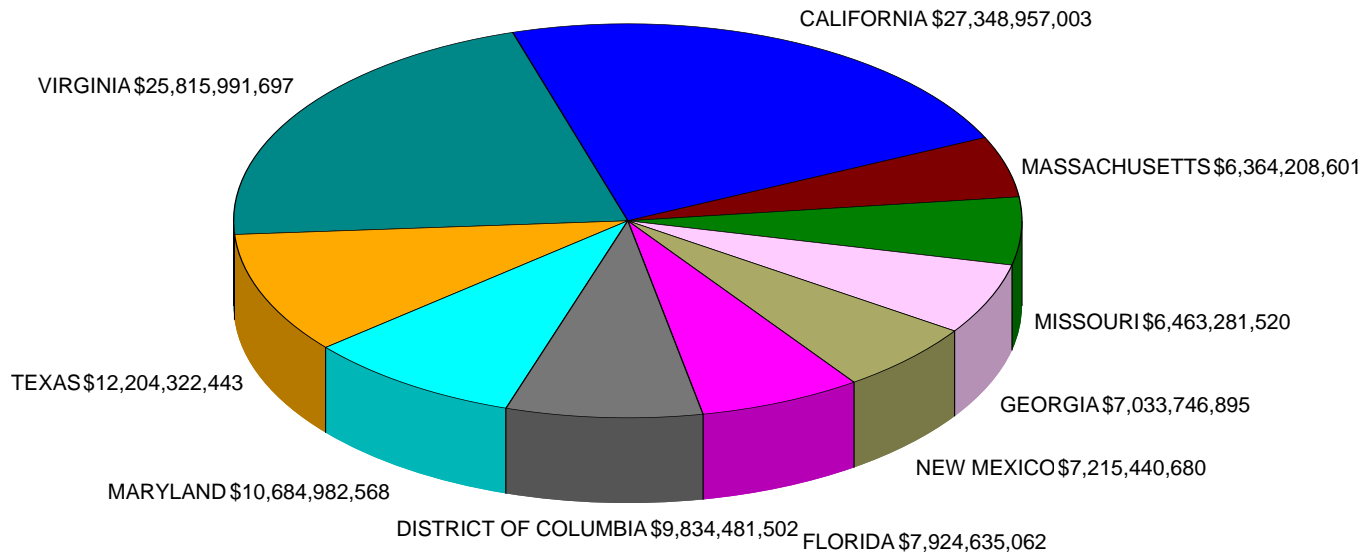
Federal Procurement Data System - Next Generation
TOP 10 STATES BY FEDERAL PROCUREMENT
Actions Reported Individually - Fiscal Year 2003



Federal Procurement Data System - Next Generation
TOP 10 STATES BY FEDERAL PROCUREMENT
Actions Reported Individually - Fiscal Year 2002



Federal Procurement Data System - Next Generation
TOP 10 STATES BY FEDERAL PROCUREMENT
Actions Reported Individually - Fiscal Year 2001



Federal Procurement Data System

FEDERAL PROCUREMENT DOLLARS BY STATE

Actions Reported individually - Fiscal Year 2005 Through Fourth Quarter

Date Generated: 07/11/2006

ALABAMA

Population: 4,447,100

Total Actions: 35,431

Per Capita Procurement: \$1,842.84

Total Dollars: \$8,195,313,611

Rank Per Capita: 8

Rank Per Capita - Last Year: 9

TOP FIVE COUNTIES					
NAME OF COUNTIES	CIVILIAN AGENCIES		DEPT OF DEFENSE		TOTAL
	SMALL DISADVANTAGED	OTHER	SMALL DISADVANTAGED	OTHER	
Limestone	\$12,118,148	\$98,057,098	\$428,492,990	\$4,201,241,558	\$4,739,909,793
Madison	\$45,939,857	\$481,864,626	\$62,573,890	\$90,589,761	\$680,968,134
Coffee	\$165,721	\$12,613,026	\$62,215,973	\$412,776,468	\$487,771,188
Mobile	\$3,760,108	\$162,740,646	\$36,920,964	\$279,451,138	\$482,872,857
Montgomery	\$3,521,498	\$49,817,162	\$44,448,846	\$286,037,200	\$383,824,706

TOP FIVE DEPARTMENTS WITH PLACE OF PERFORMANCE IN THIS STATE	TOTAL
DEPT OF DEFENSE (9700)	\$7,068,766,126
NATIONAL AERONAUTICS AND SPACE ADMINISTRATION (8000)	\$505,464,167
GENERAL SERVICES ADMINISTRATION (4700)	\$226,606,937
HOMELAND SECURITY, DEPARTMENT OF (7000)	\$145,920,942
HEALTH AND HUMAN SERVICES, DEPARTMENT OF (7500)	\$57,296,827

TOP FIVE CONTRACTING OFFICES LOCATED IN THIS STATE	TOTAL
DEPARTMENT OF DEFENSE (HQ0006)	\$2,517,859,328
PR W0H9 US ARMY AVN & MISSLES CMD (W31P4Q)	\$846,542,459
MARSHALL SPACE FLIGHT CENTER (MSFC0)	\$493,463,943
XR W4T8 USA SMDC HUNTSVILLE (W9113M)	\$480,094,534
XU W074 ENDIST MOBILE (W91278)	\$362,933,007

TYPE OF PRODUCT OR SERVICE	SMALL BUSINESS	OTHER THAN SMALL BUSINESS	STATE LOCAL & TRIBAL GOV'T	NON-PROFIT JWOD & OTHER	TOTAL
CONSTRUCTION	\$329,178,658	\$174,924,991	\$2,700	\$0	\$504,106,349
RESEARCH AND DEVELOPMENT	\$881,999,640	\$2,995,637,097	\$23,512	\$61,409,072	\$3,939,069,321
SERVICES	\$925,879,268	\$1,196,154,337	\$11,454,387	\$46,170,997	\$2,179,658,989
SUPPLIES & EQUIPMENT	\$590,631,815	\$919,421,929	\$19,963	\$10,501,080	\$1,520,574,786

ALASKA

Population: 626,932

Total Actions: 16,565

Per Capita Procurement: \$3,720.37

Total Dollars: \$2,332,419,655

Rank Per Capita: 4

Rank Per Capita - Last Year: 6

TOP FIVE COUNTIES					
NAME OF COUNTIES	CIVILIAN AGENCIES		DEPT OF DEFENSE		TOTAL
	SMALL DISADVANTAGED	OTHER	SMALL DISADVANTAGED	OTHER	
Anchorage	\$61,884,175	\$104,563,669	\$326,421,507	\$483,252,999	\$976,122,351
Fairbanks North Star	\$2,300,936	\$30,224,381	\$263,907,122	\$228,132,445	\$524,564,884
Southeast Fairbanks	\$322,044	\$1,065,465	\$309,407,517	\$38,856,638	\$349,651,663
Yukon-Koyukuk	\$476,369	\$1,428,955	\$13,850,665	\$50,159,528	\$65,915,516
Kodiak Island	\$2,773,831	\$23,192,219	\$367,500	\$28,651,876	\$54,985,425

TOP FIVE DEPARTMENTS WITH PLACE OF PERFORMANCE IN THIS STATE	TOTAL
DEPT OF DEFENSE (9700)	\$1,918,907,927
INTERIOR, DEPARTMENT OF THE (1400)	\$106,361,227
HOMELAND SECURITY, DEPARTMENT OF (7000)	\$62,448,091
GENERAL SERVICES ADMINISTRATION (4700)	\$59,381,513
COMMERCE, DEPARTMENT OF (1300)	\$59,244,317

TOP FIVE CONTRACTING OFFICES LOCATED IN THIS STATE	TOTAL
XR W2SN ENDIST ALASKA (W911KB)	\$790,485,789
DEFENSE ENERGY SUPPORT CENTER (SP0600)	\$248,843,320
FA5000 3 CONS LGC (FA5000)	\$169,343,286
XR W6BX ACA FT RICHARDSON (W912CZ)	\$130,776,781
FA4428 HQ AMC DOKR (FA4428)	\$68,095,833

TYPE OF PRODUCT OR SERVICE	SMALL BUSINESS	OTHER THAN SMALL BUSINESS	STATE LOCAL & TRIBAL GOV'T	NON-PROFIT JWOD & OTHER	TOTAL
CONSTRUCTION	\$661,841,718	\$402,207,792	\$-13,689	\$60,543	\$1,064,096,364
RESEARCH AND DEVELOPMENT	\$51,754,729	\$2,425,030	\$19,033,837	\$6,477,962	\$79,691,558
SERVICES	\$369,713,369	\$324,354,994	\$6,794,422	\$36,087,350	\$736,950,135
SUPPLIES & EQUIPMENT	\$350,770,185	\$98,083,322	\$164,107	\$225,638	\$449,243,252

ARIZONA

Population: 5,130,632

Total Actions: 44,362

Per Capita Procurement: \$2,012.79

Total Dollars: \$10,326,908,304

Rank Per Capita: 7

Rank Per Capita - Last Year: 7

TOP FIVE COUNTIES					
NAME OF COUNTIES	CIVILIAN AGENCIES		DEPT OF DEFENSE		TOTAL
	SMALL DISADVANTAGED	OTHER	SMALL DISADVANTAGED	OTHER	
Maricopa	\$20,260,289	\$431,143,293	\$61,291,096	\$5,193,194,084	\$5,705,888,762
Pima	\$28,464,585	\$106,459,043	\$53,745,394	\$3,190,019,668	\$3,378,688,689
Cochise	\$3,045,203	\$114,576,149	\$62,663,546	\$571,235,392	\$751,520,289
Yuma	\$2,893,783	\$16,821,331	\$11,018,679	\$77,968,510	\$108,702,303
La Paz	\$561,103	\$12,485,261	\$9,126,048	\$75,592,200	\$97,764,612

TOP FIVE DEPARTMENTS WITH PLACE OF PERFORMANCE IN THIS STATE	TOTAL
DEPT OF DEFENSE (9700)	\$9,336,229,849
INTERIOR, DEPARTMENT OF THE (1400)	\$257,864,696
HOMELAND SECURITY, DEPARTMENT OF (7000)	\$220,219,213
HEALTH AND HUMAN SERVICES, DEPARTMENT OF (7500)	\$110,477,943
VETERANS AFFAIRS, DEPARTMENT OF (3600)	\$100,760,650

TOP FIVE CONTRACTING OFFICES LOCATED IN THIS STATE	TOTAL
TRICARE MGMT ACTIVITY AURORA WEST (H94002)	\$1,833,494,697
XR W0H9 US ARMY AVN & MISSLES CMD (W58RGZ)	\$1,255,743,155
NAVAL SEA SYSTEMS COMMAND (N00024)	\$1,187,885,567
PR W0H9 US ARMY AVN & MISSLES CMD (W31P4Q)	\$621,362,976
DSCP DIR OF MEDICAL MATERIAL (SP0200)	\$547,920,473

TYPE OF PRODUCT OR SERVICE	SMALL BUSINESS	OTHER THAN SMALL BUSINESS	STATE LOCAL & TRIBAL GOV'T	NON-PROFIT JWOD & OTHER	TOTAL
CONSTRUCTION	\$219,533,605	\$132,748,241	\$45,572	\$249,216	\$352,576,634
RESEARCH AND DEVELOPMENT	\$122,218,728	\$644,193,783	\$41,899	\$12,009,910	\$778,464,319
SERVICES	\$430,980,579	\$2,947,782,859	\$4,070,597	\$44,243,899	\$3,427,077,935
SUPPLIES & EQUIPMENT	\$604,743,471	\$4,728,197,584	\$215,045	\$8,261,933	\$5,341,418,033

ARKANSAS

Population: 2,673,400

Total Actions: 8,984

Per Capita Procurement: \$385.14

Total Dollars: \$1,029,630,597

Rank Per Capita: 49

Rank Per Capita - Last Year: 51

TOP FIVE COUNTIES					
NAME OF COUNTIES	CIVILIAN AGENCIES		DEPT OF DEFENSE		TOTAL
	SMALL DISADVANTAGED	OTHER	SMALL DISADVANTAGED	OTHER	
Pulaski	\$9,766,611	\$110,151,198	\$17,194,642	\$178,430,199	\$315,542,650
Jefferson	\$1,401,754	\$10,498,062	\$4,846,219	\$176,591,285	\$193,337,319
Calhoun	\$0	\$0	\$0	\$172,838,381	\$172,838,381
Benton	\$1,770,643	\$4,178,308	\$4,554	\$119,762,964	\$125,716,469
Washington	\$6,054,303	\$19,636,917	\$499,975	\$5,959,271	\$32,150,466

TOP FIVE DEPARTMENTS WITH PLACE OF PERFORMANCE IN THIS STATE	TOTAL
DEPT OF DEFENSE (9700)	\$797,144,053
VETERANS AFFAIRS, DEPARTMENT OF (3600)	\$85,952,903
HEALTH AND HUMAN SERVICES, DEPARTMENT OF (7500)	\$39,722,000
GENERAL SERVICES ADMINISTRATION (4700)	\$35,353,848
AGRICULTURE, DEPARTMENT OF (1200)	\$26,570,627

TOP FIVE CONTRACTING OFFICES LOCATED IN THIS STATE	TOTAL
PR W0H9 US ARMY AVN & MISSLES CMD (W31P4Q)	\$173,117,879
SR W0K8 USA ROCK ISL ARSENAL (W52P1J)	\$133,457,593
(HDEC01)	\$119,287,810
FA4428 HQ AMC DOKR (FA4428)	\$74,228,644
DEPT OF VETERANS AFFAIRS (00598)	\$61,372,740

TYPE OF PRODUCT OR SERVICE	SMALL BUSINESS	OTHER THAN SMALL BUSINESS	STATE LOCAL & TRIBAL GOV'T	NON-PROFIT JWOD & OTHER	TOTAL
CONSTRUCTION	\$72,699,240	\$16,023,178	\$4,082	\$0	\$88,726,499
RESEARCH AND DEVELOPMENT	\$7,269,874	\$6,897,242	\$65,076	\$3,682,396	\$17,914,588
SERVICES	\$85,965,104	\$320,366,048	\$3,750,621	\$17,232,768	\$427,314,541
SUPPLIES & EQUIPMENT	\$94,749,999	\$395,199,142	\$9,325	\$5,479,282	\$495,437,748

CALIFORNIA

Population: 33,871,648

Total Actions: 240,737

Per Capita Procurement: \$1,209.20

Total Dollars: \$40,957,662,413

Rank Per Capita: 19

Rank Per Capita - Last Year: 10

TOP FIVE COUNTIES					
NAME OF COUNTIES	CIVILIAN AGENCIES		DEPT OF DEFENSE		TOTAL
	SMALL DISADVANTAGED	OTHER	SMALL DISADVANTAGED	OTHER	
Los Angeles	\$84,923,754	\$2,851,066,135	\$127,417,110	\$10,385,742,732	\$13,449,149,730
San Diego	\$32,045,696	\$571,576,066	\$308,129,077	\$5,601,244,932	\$6,512,995,772
Santa Clara	\$93,406,975	\$913,177,684	\$90,946,134	\$4,139,989,314	\$5,237,520,107
Orange	\$34,155,501	\$533,732,932	\$41,222,347	\$2,551,669,551	\$3,160,780,331
Alameda	\$23,283,890	\$2,466,805,889	\$14,852,041	\$435,555,423	\$2,940,497,243

TOP FIVE DEPARTMENTS WITH PLACE OF PERFORMANCE IN THIS STATE	TOTAL
DEPT OF DEFENSE (9700)	\$30,978,700,284
NATIONAL AERONAUTICS AND SPACE ADMINISTRATION (8000)	\$2,897,117,438
ENERGY, DEPARTMENT OF (8900)	\$2,385,493,438
VETERANS AFFAIRS, DEPARTMENT OF (3600)	\$885,814,635
GENERAL SERVICES ADMINISTRATION (4700)	\$802,369,321

TOP FIVE CONTRACTING OFFICES LOCATED IN THIS STATE	TOTAL
FA8614 ASD YCK BLDG 558 (FA8614)	\$3,943,937,610
TRICARE MGMT ACTIVITY AURORA WEST (H94002)	\$2,015,914,925
OAKLAND OPERATIONS OFFICE (00003)	\$1,489,652,747
NASA MANAGEMENT OFFICE (NMO00)	\$1,469,186,379
XR W4GV USA HQ COMM ELECT CMD (W15P7T)	\$1,062,381,187

TYPE OF PRODUCT OR SERVICE	SMALL BUSINESS	OTHER THAN SMALL BUSINESS	STATE LOCAL & TRIBAL GOV'T	NON-PROFIT JWOD & OTHER	TOTAL
CONSTRUCTION	\$933,912,648	\$662,212,808	\$176,985	\$9,871,137	\$1,606,173,578
RESEARCH AND DEVELOPMENT	\$926,033,639	\$6,091,822,254	\$4,168,692	\$3,022,139,511	\$10,044,164,095
SERVICES	\$2,548,365,476	\$7,893,728,290	\$59,766,644	\$2,192,446,249	\$12,694,306,659
SUPPLIES & EQUIPMENT	\$2,712,398,503	\$13,339,264,826	\$2,040,810	\$36,184,834	\$16,089,888,974

COLORADO

Population: 4,301,261

Total Actions: 32,941

Per Capita Procurement: \$1,351.18

Total Dollars: \$5,811,765,419

Rank Per Capita: 15

Rank Per Capita - Last Year: 14

TOP FIVE COUNTIES					
NAME OF COUNTIES	CIVILIAN AGENCIES		DEPT OF DEFENSE		TOTAL
	SMALL DISADVANTAGED	OTHER	SMALL DISADVANTAGED	OTHER	
El Paso	\$10,395,638	\$105,123,722	\$296,086,758	\$1,643,306,391	\$2,054,912,509
Denver	\$64,888,033	\$290,937,453	\$9,074,031	\$643,350,259	\$1,008,249,776
Jefferson	\$41,355,191	\$857,697,362	\$2,336,386	\$18,652,644	\$920,041,582
Arapahoe	\$7,369,573	\$237,682,630	\$21,052,165	\$391,042,261	\$657,146,629
Boulder	\$33,198,115	\$197,595,079	\$12,343,247	\$206,085,953	\$449,222,394

TOP FIVE DEPARTMENTS WITH PLACE OF PERFORMANCE IN THIS STATE	TOTAL
DEPT OF DEFENSE (9700)	\$3,687,516,928
ENERGY, DEPARTMENT OF (8900)	\$840,831,713
INTERIOR, DEPARTMENT OF THE (1400)	\$286,253,550
NATIONAL AERONAUTICS AND SPACE ADMINISTRATION (8000)	\$279,203,432
GENERAL SERVICES ADMINISTRATION (4700)	\$219,199,301

TOP FIVE CONTRACTING OFFICES LOCATED IN THIS STATE	TOTAL
ROCKY FLATS OFFICE (EM CBC) (00034)	\$654,030,690
FA8816 EELV PKH LOS ANGELES AFB (FA8816)	\$339,387,075
FA2517 21 CONS LGC (FA2517)	\$290,030,698
FA8722 ESC CC2SG/PK COMBATANT CC C2 (FA8722)	\$255,146,196
XR W6BA ACA FT CARSON (W911RZ)	\$210,586,051

TYPE OF PRODUCT OR SERVICE	SMALL BUSINESS	OTHER THAN SMALL BUSINESS	STATE LOCAL & TRIBAL GOV'T	NON-PROFIT JWOD & OTHER	TOTAL
CONSTRUCTION	\$339,784,297	\$113,845,793	\$309,485	\$1,036,376	\$454,975,951
RESEARCH AND DEVELOPMENT	\$172,660,926	\$427,260,178	\$0	\$48,743,650	\$648,664,754
SERVICES	\$849,230,700	\$2,180,568,356	\$21,833,063	\$66,154,680	\$3,117,786,799
SUPPLIES & EQUIPMENT	\$353,086,120	\$1,168,767,485	\$1,201,897	\$10,270,085	\$1,533,325,587

CONNECTICUT

Population: 3,405,565

Total Actions: 36,196

Per Capita Procurement: \$2,670.07

Total Dollars: \$9,093,095,298

Rank Per Capita: 6

Rank Per Capita - Last Year: 5

TOP FIVE COUNTIES					
NAME OF COUNTIES	CIVILIAN AGENCIES		DEPT OF DEFENSE		TOTAL
	SMALL DISADVANTAGED	OTHER	SMALL DISADVANTAGED	OTHER	
Hartford	\$9,890,340	\$145,948,081	\$6,137,653	\$2,597,346,126	\$2,759,322,200
New London	\$322,641	\$29,490,675	\$7,169,498	\$2,562,122,860	\$2,599,105,674
Fairfield	\$599,181	\$108,413,975	\$1,424,019	\$2,213,427,799	\$2,323,864,974
Middlesex	\$0	\$879,681	\$958,872	\$1,069,188,957	\$1,071,027,510
New Haven	\$7,323,675	\$91,114,776	\$3,878,408	\$127,517,479	\$229,834,338

TOP FIVE DEPARTMENTS WITH PLACE OF PERFORMANCE IN THIS STATE	TOTAL
DEPT OF DEFENSE (9700)	\$8,693,640,217
NATIONAL AERONAUTICS AND SPACE ADMINISTRATION (8000)	\$153,127,233
JUSTICE, DEPARTMENT OF (1500)	\$38,584,448
GENERAL SERVICES ADMINISTRATION (4700)	\$34,890,461
HOMELAND SECURITY, DEPARTMENT OF (7000)	\$34,682,930

TOP FIVE CONTRACTING OFFICES LOCATED IN THIS STATE	TOTAL
NAVAL SEA SYSTEMS COMMAND (N00024)	\$2,179,015,797
XR W0H9 US ARMY AVN & MISSLES CMD (W58RGZ)	\$1,307,724,749
NAVAL AIR SYSTEMS COMMAND (N00019)	\$1,296,621,617
FA8611 ASC JFK (FA8611)	\$731,787,013
FA8626 PRSS PK (FA8626)	\$598,745,557

TYPE OF PRODUCT OR SERVICE	SMALL BUSINESS	OTHER THAN SMALL BUSINESS	STATE LOCAL & TRIBAL GOV'T	NON-PROFIT JWOD & OTHER	TOTAL
CONSTRUCTION	\$30,636,796	\$21,474,745	\$0	\$121,458	\$52,232,999
RESEARCH AND DEVELOPMENT	\$39,645,546	\$1,284,895,933	\$0	\$4,436,670	\$1,328,978,149
SERVICES	\$78,107,299	\$670,891,709	\$2,223,881	\$6,274,267	\$757,497,156
SUPPLIES & EQUIPMENT	\$595,500,902	\$6,230,014,287	\$5,455	\$3,220,480	\$6,828,741,124

DELAWARE

Population: 783,600

Total Actions: 2,843

Per Capita Procurement: \$285.10

Total Dollars: \$223,407,842

Rank Per Capita: 51

Rank Per Capita - Last Year: 50

TOP FIVE COUNTIES					
NAME OF COUNTIES	CIVILIAN AGENCIES		DEPT OF DEFENSE		TOTAL
	SMALL DISADVANTAGED	OTHER	SMALL DISADVANTAGED	OTHER	
Kent	\$94,854	\$5,481,975	\$23,170,526	\$79,534,734	\$108,282,088
New Castle	\$5,990,560	\$36,247,169	\$8,048,857	\$39,646,501	\$89,933,087
Sussex	\$12,320	\$1,252,440	\$1,365,000	\$22,471,588	\$25,101,348

TOP FIVE DEPARTMENTS WITH PLACE OF PERFORMANCE IN THIS STATE	TOTAL
DEPT OF DEFENSE (9700)	\$174,237,206
VETERANS AFFAIRS, DEPARTMENT OF (3600)	\$11,754,613
GENERAL SERVICES ADMINISTRATION (4700)	\$9,642,694
HOMELAND SECURITY, DEPARTMENT OF (7000)	\$5,328,717
ENVIRONMENTAL PROTECTION AGENCY (6800)	\$4,871,101

TOP FIVE CONTRACTING OFFICES LOCATED IN THIS STATE	TOTAL
FA4497 436 CONS LGC (FA4497)	\$46,243,647
PR W4GG TACOM ROCK ISLAND (W52H09)	\$34,353,269
XU W2SD ENDIST PHILADELPHIA (W912BU)	\$22,154,703
DEPT OF VETERANS AFFAIRS (00460)	\$10,078,661
FA8625 MSW PK (FA8625)	\$8,161,863

TYPE OF PRODUCT OR SERVICE	SMALL BUSINESS	OTHER THAN SMALL BUSINESS	STATE LOCAL & TRIBAL GOV'T	NON-PROFIT JWOD & OTHER	TOTAL
CONSTRUCTION	\$20,611,417	\$23,835,151	\$0	\$0	\$44,446,568
RESEARCH AND DEVELOPMENT	\$15,754,589	\$1,792,638	\$0	\$1,278,135	\$18,825,362
SERVICES	\$29,217,332	\$30,059,229	\$1,022,254	\$6,981,348	\$67,280,164
SUPPLIES & EQUIPMENT	\$34,957,066	\$55,895,821	\$0	\$1,622,011	\$92,474,898

DISTRICT OF COLUMBIA

Population: 572,059

Total Actions: 73,803

Per Capita Procurement: \$21,579.09

Total Dollars: \$12,344,512,044

Rank Per Capita: 1

Rank Per Capita - Last Year: 1

TOP FIVE COUNTIES					
NAME OF COUNTIES	CIVILIAN AGENCIES		DEPT OF DEFENSE		TOTAL
	SMALL DISADVANTAGED	OTHER	SMALL DISADVANTAGED	OTHER	
District of Columbia	\$1,072,405,951	\$7,802,514,559	\$278,545,239	\$3,190,046,327	\$12,343,512,076

TOP FIVE DEPARTMENTS WITH PLACE OF PERFORMANCE IN THIS STATE	TOTAL
DEPT OF DEFENSE (9700)	\$3,468,661,239
GENERAL SERVICES ADMINISTRATION (4700)	\$2,055,346,180
HOMELAND SECURITY, DEPARTMENT OF (7000)	\$1,332,710,356
TREASURY, DEPARTMENT OF THE (2000)	\$881,831,538
JUSTICE, DEPARTMENT OF (1500)	\$703,149,290

TOP FIVE CONTRACTING OFFICES LOCATED IN THIS STATE	TOTAL
NAVAL SEA SYSTEMS COMMAND (N00024)	\$880,637,841
OFFICE OF ACQUISITION MGMT - PD (AQMPD)	\$600,794,999
GSA/PUBLIC BUILDINGS SERVICE (MM000)	\$579,239,813
DEPT OF JUST (POS01)	\$564,246,833
GSA/FTS FEDERAL SYSTEMS INTEGRATION CTR (AJ000)	\$456,430,223

TYPE OF PRODUCT OR SERVICE	SMALL BUSINESS	OTHER THAN SMALL BUSINESS	STATE LOCAL & TRIBAL GOV'T	NON-PROFIT JWOD & OTHER	TOTAL
CONSTRUCTION	\$237,401,205	\$333,788,405	\$0	\$2,881,724	\$574,071,334
RESEARCH AND DEVELOPMENT	\$209,240,796	\$226,574,015	\$144,563	\$130,392,460	\$566,351,834
SERVICES	\$2,874,657,418	\$5,730,914,934	\$112,344,482	\$384,958,602	\$9,102,875,436
SUPPLIES & EQUIPMENT	\$565,390,026	\$1,454,150,137	\$1,131,998	\$32,663,444	\$2,053,335,604

FLORIDA

Population: 15,982,378

Total Actions: 87,444

Per Capita Procurement: \$812.79

Total Dollars: \$12,990,342,026

Rank Per Capita: 30

Rank Per Capita - Last Year: 30

TOP FIVE COUNTIES					
NAME OF COUNTIES	CIVILIAN AGENCIES		DEPT OF DEFENSE		TOTAL
	SMALL DISADVANTAGED	OTHER	SMALL DISADVANTAGED	OTHER	
Brevard	\$47,351,719	\$1,051,600,875	\$92,418,277	\$1,672,745,193	\$2,864,116,064
Orange	\$6,002,906	\$88,986,688	\$86,959,924	\$2,280,490,555	\$2,462,440,072
Okaloosa	\$5,939,394	\$24,913,630	\$150,092,357	\$899,033,050	\$1,079,978,431
Pinellas	\$3,777,657	\$219,188,368	\$48,239,923	\$722,818,843	\$994,024,791
Hillsborough	\$18,611,836	\$145,719,164	\$215,111,913	\$580,426,980	\$959,869,893

TOP FIVE DEPARTMENTS WITH PLACE OF PERFORMANCE IN THIS STATE	TOTAL
DEPT OF DEFENSE (9700)	\$10,292,770,993
NATIONAL AERONAUTICS AND SPACE ADMINISTRATION (8000)	\$1,063,235,960
HOMELAND SECURITY, DEPARTMENT OF (7000)	\$486,931,125
GENERAL SERVICES ADMINISTRATION (4700)	\$372,348,518
VETERANS AFFAIRS, DEPARTMENT OF (3600)	\$296,343,418

TOP FIVE CONTRACTING OFFICES LOCATED IN THIS STATE	TOTAL
KENNEDY SPACE CENTER (KSC00)	\$1,042,570,685
NAVAL AIR WARFARE CENTER (N61339)	\$684,178,416
XR W0H9 US ARMY AVN & MISSLES CMD (W58RGZ)	\$674,258,527
XU W074 ENDIST JACKSNVLLLE (W912EP)	\$471,311,704
NAVY FACILITIES ENGINEERING COMMAND (N62467)	\$470,785,412

TYPE OF PRODUCT OR SERVICE	SMALL BUSINESS	OTHER THAN SMALL BUSINESS	STATE LOCAL & TRIBAL GOV'T	NON-PROFIT JWOD & OTHER	TOTAL
CONSTRUCTION	\$918,050,277	\$683,814,203	\$115,972	\$1,205,992	\$1,603,186,444
RESEARCH AND DEVELOPMENT	\$288,744,302	\$1,182,437,693	\$327,914	\$49,332,598	\$1,520,842,506
SERVICES	\$1,385,017,808	\$2,982,138,962	\$27,246,615	\$114,807,478	\$4,509,210,862
SUPPLIES & EQUIPMENT	\$1,871,089,734	\$3,322,193,898	\$984,062	\$33,193,837	\$5,227,461,532

GEORGIA

Population: 8,186,453

Total Actions: 82,143

Per Capita Procurement: \$960.94

Total Dollars: \$7,866,719,874

Rank Per Capita: 25

Rank Per Capita - Last Year: 31

TOP FIVE COUNTIES					
NAME OF COUNTIES	CIVILIAN AGENCIES		DEPT OF DEFENSE		TOTAL
	SMALL DISADVANTAGED	OTHER	SMALL DISADVANTAGED	OTHER	
Cobb	\$1,216,564	\$87,448,341	\$9,928,109	\$1,818,180,988	\$1,916,774,002
DeKalb	\$86,857,203	\$859,025,014	\$7,662,869	\$493,644,311	\$1,447,189,397
Gwinnett	\$4,949,414	\$59,612,452	\$10,556,714	\$512,005,027	\$587,123,607
Houston	\$6,220,912	\$51,424,419	\$139,581,880	\$312,025,806	\$509,253,016
Fulton	\$5,154,416	\$113,990,509	\$53,324,582	\$284,793,826	\$457,263,333

TOP FIVE DEPARTMENTS WITH PLACE OF PERFORMANCE IN THIS STATE	TOTAL
DEPT OF DEFENSE (9700)	\$5,731,696,838
HOMELAND SECURITY, DEPARTMENT OF (7000)	\$571,311,389
GENERAL SERVICES ADMINISTRATION (4700)	\$528,910,778
HEALTH AND HUMAN SERVICES, DEPARTMENT OF (7500)	\$245,372,288
VETERANS AFFAIRS, DEPARTMENT OF (3600)	\$144,825,547

TOP FIVE CONTRACTING OFFICES LOCATED IN THIS STATE	TOTAL
FA8625 MSW PK (FA8625)	\$1,772,400,602
XR W4GV USA HQ COMM ELECT CMD (W15P7T)	\$373,697,375
XU W074 ENDIST SAVANNAH (W912HN)	\$363,273,367
EMERGENCY PREPAREDNESS AND RESPONSE (ARFAF)	\$318,109,478
XR W6BB ACA SOUTHERN REGION (W911SE)	\$262,381,873

TYPE OF PRODUCT OR SERVICE	SMALL BUSINESS	OTHER THAN SMALL BUSINESS	STATE LOCAL & TRIBAL GOV'T	NON-PROFIT JWOD & OTHER	TOTAL
CONSTRUCTION	\$656,737,610	\$422,204,131	\$129,000	\$53,449	\$1,079,124,189
RESEARCH AND DEVELOPMENT	\$137,450,507	\$17,731,086	\$219,096	\$51,358,719	\$206,759,408
SERVICES	\$1,170,098,979	\$1,390,392,398	\$9,110,389	\$234,157,244	\$2,803,759,009
SUPPLIES & EQUIPMENT	\$1,010,171,171	\$2,740,083,155	\$4,805,713	\$11,237,817	\$3,766,297,856

HAWAII

Population: 1,211,537

Total Actions: 32,045

Per Capita Procurement: \$1,825.66

Total Dollars: \$2,211,858,643

Rank Per Capita: 9

Rank Per Capita - Last Year: 8

TOP FIVE COUNTIES					
NAME OF COUNTIES	CIVILIAN AGENCIES		DEPT OF DEFENSE		TOTAL
	SMALL DISADVANTAGED	OTHER	SMALL DISADVANTAGED	OTHER	
Honolulu	\$44,957,983	\$130,540,352	\$332,965,806	\$1,453,737,542	\$1,962,201,683
Hawaii	\$1,486,755	\$36,903,308	\$34,188,568	\$17,025,890	\$89,604,520
Kauai	\$926,895	\$1,929,127	\$465,738	\$77,223,993	\$80,545,753
Maui	\$14,723,799	\$3,221,070	\$5,156,014	\$56,366,745	\$79,467,627
Kalawao	\$0	\$30,472	\$0	\$0	\$30,472

TOP FIVE DEPARTMENTS WITH PLACE OF PERFORMANCE IN THIS STATE	TOTAL
DEPT OF DEFENSE (9700)	\$1,977,130,296
GENERAL SERVICES ADMINISTRATION (4700)	\$72,954,219
AGRICULTURE, DEPARTMENT OF (1200)	\$33,703,218
INTERIOR, DEPARTMENT OF THE (1400)	\$29,126,453
HOMELAND SECURITY, DEPARTMENT OF (7000)	\$24,786,439

TOP FIVE CONTRACTING OFFICES LOCATED IN THIS STATE	TOTAL
DSCP DIR OF MEDICAL MATERIAL (SP0200)	\$281,004,185
XU W2SN ENDIST HONOLULU (W9128A)	\$226,678,220
FA5215 15 CONS LGC (FA5215)	\$174,971,474
Ft Shafter (W912CN)	\$146,602,621
DEFENSE ENERGY SUPPORT CENTER (SP0600)	\$136,055,479

TYPE OF PRODUCT OR SERVICE	SMALL BUSINESS	OTHER THAN SMALL BUSINESS	STATE LOCAL & TRIBAL GOV'T	NON-PROFIT JWOD & OTHER	TOTAL
CONSTRUCTION	\$206,372,049	\$280,773,495	\$0	\$2,159,563	\$489,305,107
RESEARCH AND DEVELOPMENT	\$63,026,197	\$48,571,698	\$0	\$42,387,095	\$153,984,991
SERVICES	\$403,710,263	\$411,953,343	\$4,509,703	\$32,397,354	\$852,570,662
SUPPLIES & EQUIPMENT	\$143,094,507	\$519,694,947	\$130,709	\$867,608	\$663,787,771

IDAHO

Population: 1,293,953

Total Actions: 8,134

Per Capita Procurement: \$1,179.06

Total Dollars: \$1,525,653,699

Rank Per Capita: 20

Rank Per Capita - Last Year: 18

TOP FIVE COUNTIES					
NAME OF COUNTIES	CIVILIAN AGENCIES		DEPT OF DEFENSE		TOTAL
	SMALL DISADVANTAGED	OTHER	SMALL DISADVANTAGED	OTHER	
Bonneville	\$8,721,800	\$1,091,731,854	\$1,603,032	\$16,047,925	\$1,118,104,611
Kootenai	\$401,917	\$88,886,369	\$271,754	\$2,961,753	\$92,521,793
Elmore	\$527,731	\$443,766	\$23,231,087	\$59,141,406	\$83,343,989
Canyon	\$957,426	\$39,085,056	\$8,816	\$18,842,450	\$58,893,748
Ada	\$2,092,398	\$44,130,182	\$1,964,063	\$4,744,289	\$52,930,933

TOP FIVE DEPARTMENTS WITH PLACE OF PERFORMANCE IN THIS STATE	TOTAL
ENERGY, DEPARTMENT OF (8900)	\$1,087,752,854
DEPT OF DEFENSE (9700)	\$154,398,688
AGRICULTURE, DEPARTMENT OF (1200)	\$82,790,705
TREASURY, DEPARTMENT OF THE (2000)	\$82,573,137
INTERIOR, DEPARTMENT OF THE (1400)	\$39,884,415

TOP FIVE CONTRACTING OFFICES LOCATED IN THIS STATE	TOTAL
IDAHO OPERATIONS OFFICE (00007)	\$1,078,450,915
DEPT OF TREAS/U.S. MINT (MT001)	\$81,844,545
XU W071 ENDIST SEATTLE (W912DW)	\$47,154,237
FA4897 366 CONS LGCP (FA4897)	\$37,021,302
AGRIC STABILIZ AND CONS SVC (EODV)	\$27,369,262

TYPE OF PRODUCT OR SERVICE	SMALL BUSINESS	OTHER THAN SMALL BUSINESS	STATE LOCAL & TRIBAL GOV'T	NON-PROFIT JWOD & OTHER	TOTAL
CONSTRUCTION	\$48,915,846	\$39,184,681	\$425,621	\$117,797	\$88,643,945
RESEARCH AND DEVELOPMENT	\$8,706,285	\$1,584,157	\$2,667	\$0	\$10,293,109
SERVICES	\$72,891,024	\$504,542,490	\$2,463,470	\$617,297,006	\$1,197,193,989
SUPPLIES & EQUIPMENT	\$156,937,529	\$68,229,897	\$5,898	\$4,089,604	\$229,262,928

ILLINOIS

Population: 12,419,293

Total Actions: 72,015

Per Capita Procurement: \$507.52

Total Dollars: \$6,303,072,205

Rank Per Capita: 45

Rank Per Capita - Last Year: 42

TOP FIVE COUNTIES					
NAME OF COUNTIES	CIVILIAN AGENCIES		DEPT OF DEFENSE		TOTAL
	SMALL DISADVANTAGED	OTHER	SMALL DISADVANTAGED	OTHER	
Cook	\$70,952,101	\$1,732,341,443	\$19,170,147	\$1,537,175,560	\$3,359,639,252
DuPage	\$550,371	\$479,710,110	\$2,429,296	\$170,272,288	\$652,962,065
Lake	\$5,946,313	\$83,026,855	\$40,081,199	\$495,313,120	\$624,367,487
St. Clair	\$3,103,251	\$56,052,426	\$44,812,106	\$246,118,676	\$350,086,460
Peoria	\$3,356,785	\$21,723,121	\$1,079,658	\$207,017,080	\$233,176,645

TOP FIVE DEPARTMENTS WITH PLACE OF PERFORMANCE IN THIS STATE	TOTAL
DEPT OF DEFENSE (9700)	\$3,569,720,493
VETERANS AFFAIRS, DEPARTMENT OF (3600)	\$931,975,459
ENERGY, DEPARTMENT OF (8900)	\$840,646,362
GENERAL SERVICES ADMINISTRATION (4700)	\$243,101,473
AGRICULTURE, DEPARTMENT OF (1200)	\$129,246,664

TOP FIVE CONTRACTING OFFICES LOCATED IN THIS STATE	TOTAL
CHICAGO SERVICE CENTER (OFFICE OF SCIENCE) (00002)	\$818,332,176
CONSOLIDATED MAIL OUT PHARMACY HINES (00765)	\$681,034,361
XR W6BB ACA KNOX (W9124D)	\$270,796,561
(HDEC01)	\$253,970,723
DEFENSE SUPPLY CENTER PHILADELPHIA (SP0500)	\$251,785,128

TYPE OF PRODUCT OR SERVICE	SMALL BUSINESS	OTHER THAN SMALL BUSINESS	STATE LOCAL & TRIBAL GOV'T	NON-PROFIT JWOD & OTHER	TOTAL
CONSTRUCTION	\$162,558,082	\$260,732,613	\$296,802	\$2,928,043	\$426,515,541
RESEARCH AND DEVELOPMENT	\$31,672,408	\$203,911,811	\$0	\$64,783,162	\$300,367,380
SERVICES	\$328,826,119	\$987,276,683	\$13,998,773	\$981,974,668	\$2,312,076,243
SUPPLIES & EQUIPMENT	\$834,960,986	\$2,390,543,090	\$4,417,526	\$13,574,639	\$3,243,496,241

INDIANA

Population: 6,080,485

Total Actions: 30,971

Per Capita Procurement: \$890.71

Total Dollars: \$5,415,934,135

Rank Per Capita: 28

Rank Per Capita - Last Year: 34

TOP FIVE COUNTIES					
NAME OF COUNTIES	CIVILIAN AGENCIES		DEPT OF DEFENSE		TOTAL
	SMALL DISADVANTAGED	OTHER	SMALL DISADVANTAGED	OTHER	
St. Joseph	\$1,008,242	\$10,854,513	\$14,881,218	\$1,405,655,099	\$1,432,399,072
Allen	\$733,223	\$113,078,015	\$6,099,702	\$1,072,047,108	\$1,191,958,048
Marion	\$6,260,988	\$158,067,959	\$6,290,138	\$968,578,289	\$1,139,197,374
Elkhart	\$0	\$524,956,099	\$10,393	\$24,192,576	\$549,159,068
Vanderburgh	\$0	\$3,490,142	\$2,465,199	\$226,904,643	\$232,859,984

TOP FIVE DEPARTMENTS WITH PLACE OF PERFORMANCE IN THIS STATE	TOTAL
DEPT OF DEFENSE (9700)	\$4,418,473,708
HOMELAND SECURITY, DEPARTMENT OF (7000)	\$607,568,717
VETERANS AFFAIRS, DEPARTMENT OF (3600)	\$101,485,751
NATIONAL AERONAUTICS AND SPACE ADMINISTRATION (8000)	\$94,891,552
GENERAL SERVICES ADMINISTRATION (4700)	\$42,408,836

TOP FIVE CONTRACTING OFFICES LOCATED IN THIS STATE	TOTAL
SR W4GG HQ US ARMY TACOM (W56HZV)	\$1,588,067,254
XR W4GV USA HQ COMM ELECT CMD (W15P7T)	\$950,493,269
EMERGENCY PREPAREDNESS AND RESPONSE (ARFAF)	\$281,297,359
EMERGENCY PREPAREDNESS AND RESPONSE (ARFAN)	\$272,488,918
CRANE DIVISION NAVAL SURFACE (N00164)	\$216,482,927

TYPE OF PRODUCT OR SERVICE	SMALL BUSINESS	OTHER THAN SMALL BUSINESS	STATE LOCAL & TRIBAL GOV'T	NON-PROFIT JWOD & OTHER	TOTAL
CONSTRUCTION	\$64,584,878	\$53,725,037	\$0	\$455,715	\$118,765,631
RESEARCH AND DEVELOPMENT	\$19,305,233	\$229,396,293	\$47,809	\$11,505,969	\$260,255,304
SERVICES	\$119,953,632	\$624,837,555	\$627,099	\$15,899,135	\$761,317,421
SUPPLIES & EQUIPMENT	\$526,100,603	\$3,664,456,306	\$2,011	\$17,992,932	\$4,208,551,851

IOWA

Population: 2,926,324

Total Actions: 10,872

Per Capita Procurement: \$512.27

Total Dollars: \$1,499,059,812

Rank Per Capita: 43

Rank Per Capita - Last Year: 39

TOP FIVE COUNTIES					
NAME OF COUNTIES	CIVILIAN AGENCIES		DEPT OF DEFENSE		TOTAL
	SMALL DISADVANTAGED	OTHER	SMALL DISADVANTAGED	OTHER	
Linn	\$1,684,307	\$153,978,339	\$16,558,444	\$585,569,538	\$757,790,628
Johnson	\$4,766,461	\$297,096,779	\$1,591	\$5,107,698	\$306,972,529
Des Moines	\$0	\$107,576	\$4,056,578	\$74,402,296	\$78,566,450
Polk	\$4,824,734	\$30,504,334	\$2,250,681	\$33,253,879	\$70,833,629
Story	\$31,264	\$60,008,908	\$0	\$8,758,227	\$68,798,399

TOP FIVE DEPARTMENTS WITH PLACE OF PERFORMANCE IN THIS STATE	TOTAL
DEPT OF DEFENSE (9700)	\$866,919,067
EDUCATION, DEPARTMENT OF (9100)	\$164,323,824
HEALTH AND HUMAN SERVICES, DEPARTMENT OF (7500)	\$150,063,077
TREASURY, DEPARTMENT OF THE (2000)	\$140,500,016
AGRICULTURE, DEPARTMENT OF (1200)	\$52,993,644

TOP FIVE CONTRACTING OFFICES LOCATED IN THIS STATE	TOTAL
CONTRACTS AND ACQUISITIONS MANAGEMENT (ELCPO)	\$164,323,824
DEPT OF HHS/HEALTH CARE FINANCING ADMIN (00500)	\$141,614,820
DEPT OF TREAS/U.S. MINT (MT001)	\$140,182,443
FA8807 SMC CZK LOS ANGELES AFB (FA8807)	\$134,121,451
NAVAL AIR SYSTEMS COMMAND (N00019)	\$87,026,629

TYPE OF PRODUCT OR SERVICE	SMALL BUSINESS	OTHER THAN SMALL BUSINESS	STATE LOCAL & TRIBAL GOV'T	NON-PROFIT JWOD & OTHER	TOTAL
CONSTRUCTION	\$34,810,195	\$23,659,873	\$3,713,453	\$21,681	\$62,205,201
RESEARCH AND DEVELOPMENT	\$25,071,074	\$66,549,750	\$0	\$9,317,094	\$100,937,918
SERVICES	\$33,080,250	\$441,857,523	\$393,078	\$65,936,975	\$541,267,826
SUPPLIES & EQUIPMENT	\$57,316,800	\$580,760,431	\$488	\$528,940	\$638,606,658

KANSAS

Population: 2,688,418

Total Actions: 16,802

Per Capita Procurement: \$1,016.29

Total Dollars: \$2,732,223,844

Rank Per Capita: 24

Rank Per Capita - Last Year: 25

TOP FIVE COUNTIES					
NAME OF COUNTIES	CIVILIAN AGENCIES		DEPT OF DEFENSE		TOTAL
	SMALL DISADVANTAGED	OTHER	SMALL DISADVANTAGED	OTHER	
Sedgwick	\$3,884,376	\$20,052,498	\$21,195,961	\$998,664,312	\$1,043,797,147
Leavenworth	\$6,913,722	\$537,503,356	\$9,361,402	\$220,922,849	\$774,701,329
Johnson	\$796,878	\$155,452,397	\$9,036,492	\$114,847,772	\$280,133,539
Riley	\$0	\$660,907	\$120,004,922	\$155,909,695	\$276,575,524
Cowley	\$0	\$7,601,220	\$4,483	\$58,250,468	\$65,856,171

TOP FIVE DEPARTMENTS WITH PLACE OF PERFORMANCE IN THIS STATE	TOTAL
DEPT OF DEFENSE (9700)	\$1,879,396,038
VETERANS AFFAIRS, DEPARTMENT OF (3600)	\$549,218,891
AGRICULTURE, DEPARTMENT OF (1200)	\$155,993,432
GENERAL SERVICES ADMINISTRATION (4700)	\$56,481,960
ENVIRONMENTAL PROTECTION AGENCY (6800)	\$19,948,790

TOP FIVE CONTRACTING OFFICES LOCATED IN THIS STATE	TOTAL
DEPT OF VETERANS AFFAIRS (00760)	\$523,577,415
FA8617 ASC YTA T38C PRGM (FA8617)	\$393,889,233
XU W071 ENDIST KANSAS CITY (W912DQ)	\$249,050,497
FA8106 327 CLSG PK (FA8106)	\$155,610,263
AGRIC STABILIZ AND CONS SVC (BGMD)	\$113,838,042

TYPE OF PRODUCT OR SERVICE	SMALL BUSINESS	OTHER THAN SMALL BUSINESS	STATE LOCAL & TRIBAL GOV'T	NON-PROFIT JWOD & OTHER	TOTAL
CONSTRUCTION	\$182,891,052	\$132,699,929	\$75,277	\$7,757	\$315,674,015
RESEARCH AND DEVELOPMENT	\$3,225,953	\$207,139,873	\$96,560	\$3,489,309	\$213,951,694
SERVICES	\$143,382,118	\$407,752,458	\$1,639,678	\$14,971,135	\$567,745,389
SUPPLIES & EQUIPMENT	\$134,873,528	\$1,335,819,876	\$9,095	\$45,517,917	\$1,516,220,416

KENTUCKY

Population: 4,041,769

Total Actions: 23,867

Per Capita Procurement: \$1,170.14

Total Dollars: \$4,729,455,629

Rank Per Capita: 22

Rank Per Capita - Last Year: 22

TOP FIVE COUNTIES					
NAME OF COUNTIES	CIVILIAN AGENCIES		DEPT OF DEFENSE		TOTAL
	SMALL DISADVANTAGED	OTHER	SMALL DISADVANTAGED	OTHER	
Jefferson	\$6,546,151	\$64,444,704	\$8,123,716	\$2,574,589,921	\$2,653,704,493
Fayette	\$4,764,609	\$61,608,721	\$1,893,506	\$462,015,788	\$530,282,624
Bullitt	\$248,092	\$86,061,873	\$22,729,359	\$284,638,185	\$393,677,509
Christian	\$3,691,903	\$5,175,438	\$61,664,770	\$311,606,933	\$382,139,044
Knox	\$3,000,000	\$11,176,182	\$0	\$105,614,224	\$119,790,406

TOP FIVE DEPARTMENTS WITH PLACE OF PERFORMANCE IN THIS STATE	TOTAL
DEPT OF DEFENSE (9700)	\$4,299,288,840
GENERAL SERVICES ADMINISTRATION (4700)	\$166,452,963
VETERANS AFFAIRS, DEPARTMENT OF (3600)	\$62,714,535
LABOR, DEPARTMENT OF (1600)	\$59,722,281
JUSTICE, DEPARTMENT OF (1500)	\$40,025,089

TOP FIVE CONTRACTING OFFICES LOCATED IN THIS STATE	TOTAL
TRICARE MGMT ACTIVITY AURORA WEST (H94002)	\$2,244,621,437
USSOCOM REGIONAL CONTRACTING OFFICE (H92222)	\$363,724,832
DEFENSE SUPPLY CENTER PHILADELPHIA (SP0100)	\$262,878,353
XU W072 ENDIST LOUISVILLE (W912QR)	\$225,167,896
XR W6BB ACA KNOX (W9124D)	\$167,647,620

TYPE OF PRODUCT OR SERVICE	SMALL BUSINESS	OTHER THAN SMALL BUSINESS	STATE LOCAL & TRIBAL GOV'T	NON-PROFIT JWOD & OTHER	TOTAL
CONSTRUCTION	\$148,372,138	\$244,984,372	\$3,083,376	\$7,535	\$396,447,421
RESEARCH AND DEVELOPMENT	\$4,462,417	\$2,799,271	\$18,232	\$7,803,690	\$15,083,610
SERVICES	\$209,703,793	\$3,147,593,291	\$1,018,942	\$49,348,015	\$3,407,664,041
SUPPLIES & EQUIPMENT	\$339,651,959	\$479,257,906	\$483,210	\$90,044,078	\$909,437,153

LOUISIANA

Population: 4,468,976

Total Actions: 20,043

Per Capita Procurement: \$1,117.68

Total Dollars: \$4,994,899,295

Rank Per Capita: 23

Rank Per Capita - Last Year: 24

TOP FIVE COUNTIES					
NAME OF COUNTIES	CIVILIAN AGENCIES		DEPT OF DEFENSE		TOTAL
	SMALL DISADVANTAGED	OTHER	SMALL DISADVANTAGED	OTHER	
Orleans	\$10,687,652	\$1,408,983,932	\$21,924,812	\$1,735,035,685	\$3,176,632,081
Vernon	\$238,591	\$597,391	\$15,507,316	\$338,378,714	\$354,722,012
Calcasieu	\$6,385	\$23,410,317	\$28,436	\$196,259,904	\$219,705,042
Bossier	\$2,474,576	\$33,345,585	\$26,889,478	\$133,285,419	\$195,995,059
East Baton Rouge	\$1,771,238	\$111,922,751	\$10,024,157	\$24,907,505	\$148,625,651

TOP FIVE DEPARTMENTS WITH PLACE OF PERFORMANCE IN THIS STATE	TOTAL
DEPT OF DEFENSE (9700)	\$3,009,212,704
HOMELAND SECURITY, DEPARTMENT OF (7000)	\$751,712,233
NATIONAL AERONAUTICS AND SPACE ADMINISTRATION (8000)	\$530,355,145
GENERAL SERVICES ADMINISTRATION (4700)	\$218,596,438
ENERGY, DEPARTMENT OF (8900)	\$178,874,841

TOP FIVE CONTRACTING OFFICES LOCATED IN THIS STATE	TOTAL
SR W4GG HQ US ARMY TACOM (W56HZV)	\$661,701,807
EMERGENCY PREPAREDNESS AND RESPONSE (ARFAR)	\$568,367,761
MARSHALL SPACE FLIGHT CENTER (MSFC0)	\$529,543,900
NAVAL SEA SYSTEMS COMMAND (N00024)	\$375,644,507
DEFENSE ENERGY SUPPORT CENTER (SP0600)	\$350,324,820

TYPE OF PRODUCT OR SERVICE	SMALL BUSINESS	OTHER THAN SMALL BUSINESS	STATE LOCAL & TRIBAL GOV'T	NON-PROFIT JWOD & OTHER	TOTAL
CONSTRUCTION	\$155,615,615	\$370,868,091	\$0	\$283,614	\$526,767,320
RESEARCH AND DEVELOPMENT	\$13,893,799	\$4,218,157	\$34,599	\$3,848,608	\$21,995,163
SERVICES	\$342,031,947	\$1,080,512,735	\$16,939,067	\$22,069,169	\$1,461,552,918
SUPPLIES & EQUIPMENT	\$636,890,960	\$2,327,299,005	\$242,901	\$17,091,884	\$2,981,524,750

MAINE

Population: 1,274,923

Total Actions: 5,471

Per Capita Procurement: \$1,433.57

Total Dollars: \$1,827,691,515

Rank Per Capita: 12

Rank Per Capita - Last Year: 13

TOP FIVE COUNTIES					
NAME OF COUNTIES	CIVILIAN AGENCIES		DEPT OF DEFENSE		TOTAL
	SMALL DISADVANTAGED	OTHER	SMALL DISADVANTAGED	OTHER	
Sagadahoc	\$0	\$106,863	\$83,758	\$1,355,773,563	\$1,355,964,184
York	\$1,427,138	\$3,893,396	\$13,116,078	\$98,208,451	\$116,645,063
Cumberland	\$12,369	\$11,571,847	\$7,160,408	\$82,280,111	\$101,024,736
Hancock	\$1,935,098	\$14,069,552	\$29,605	\$33,514,477	\$49,548,731
Waldo	\$0	\$208,107	\$9,372,903	\$37,268,982	\$46,849,992

TOP FIVE DEPARTMENTS WITH PLACE OF PERFORMANCE IN THIS STATE	TOTAL
DEPT OF DEFENSE (9700)	\$1,742,086,865
GENERAL SERVICES ADMINISTRATION (4700)	\$15,152,222
VETERANS AFFAIRS, DEPARTMENT OF (3600)	\$13,345,049
HEALTH AND HUMAN SERVICES, DEPARTMENT OF (7500)	\$12,270,888
LABOR, DEPARTMENT OF (1600)	\$11,064,534

TOP FIVE CONTRACTING OFFICES LOCATED IN THIS STATE	TOTAL
NAVAL SEA SYSTEMS COMMAND (N00024)	\$1,237,274,007
SUPERVISOR OF SHIPBUILDING (N62786)	\$117,664,437
DEFENSE ENERGY SUPPORT CENTER (SP0600)	\$59,253,480
DEFENSE SUPPLY CENTER PHILADELPHIA (SP0100)	\$53,694,110
NAVFAC ENGINEERING FIELD ACTIVITY (N62472)	\$47,120,302

TYPE OF PRODUCT OR SERVICE	SMALL BUSINESS	OTHER THAN SMALL BUSINESS	STATE LOCAL & TRIBAL GOV'T	NON-PROFIT JWOD & OTHER	TOTAL
CONSTRUCTION	\$46,854,643	\$19,047,809	\$13,822	\$5,780	\$65,922,054
RESEARCH AND DEVELOPMENT	\$31,512,618	\$106,385,442	\$21,440	\$6,495,260	\$144,414,759
SERVICES	\$43,856,508	\$97,287,685	\$582,062	\$4,577,825	\$146,304,080
SUPPLIES & EQUIPMENT	\$86,889,384	\$1,203,263,329	\$13,434,208	\$36,876,159	\$1,340,463,081

MARYLAND

Population: 5,296,486

Total Actions: 174,942

Per Capita Procurement: \$3,883.30

Total Dollars: \$20,567,836,031

Rank Per Capita: 3

Rank Per Capita - Last Year: 3

TOP FIVE COUNTIES					
NAME OF COUNTIES	CIVILIAN AGENCIES		DEPT OF DEFENSE		TOTAL
	SMALL DISADVANTAGED	OTHER	SMALL DISADVANTAGED	OTHER	
Montgomery	\$720,303,833	\$3,887,905,587	\$283,964,889	\$2,086,568,331	\$6,978,742,640
Prince George's	\$440,557,204	\$2,675,675,598	\$172,019,217	\$1,090,681,326	\$4,378,933,345
Anne Arundel	\$19,365,214	\$144,867,851	\$62,768,067	\$1,466,408,961	\$1,693,410,093
St. Mary's	\$1,876,533	\$18,222,263	\$120,024,774	\$1,422,578,574	\$1,562,702,144
Baltimore (city)	\$65,728,463	\$742,620,515	\$12,852,215	\$623,801,280	\$1,445,002,473

TOP FIVE DEPARTMENTS WITH PLACE OF PERFORMANCE IN THIS STATE	TOTAL
DEPT OF DEFENSE (9700)	\$10,838,927,557
HEALTH AND HUMAN SERVICES, DEPARTMENT OF (7500)	\$3,547,093,838
NATIONAL AERONAUTICS AND SPACE ADMINISTRATION (8000)	\$1,441,695,857
GENERAL SERVICES ADMINISTRATION (4700)	\$855,507,606
TREASURY, DEPARTMENT OF THE (2000)	\$692,900,412

TOP FIVE CONTRACTING OFFICES LOCATED IN THIS STATE	TOTAL
DIRECTORATE OF SUBSISTENCE DSCP (SP0300)	\$1,416,117,788
GODDARD SPACE FLIGHT CENTER (GSFC0)	\$1,246,986,224
XR W4GV USA HQ COMM ELECT CMD (W15P7T)	\$1,185,136,075
NAVAL AIR WARFARE CENTER AIR DIV (N00421)	\$1,009,977,968
DEPT OF TREAS/INTERNAL REVENUE SERVICE (RS001)	\$601,370,258

TYPE OF PRODUCT OR SERVICE	SMALL BUSINESS	OTHER THAN SMALL BUSINESS	STATE LOCAL & TRIBAL GOV'T	NON-PROFIT JWOD & OTHER	TOTAL
CONSTRUCTION	\$382,158,864	\$446,233,589	\$6,268,732	\$1,722,255	\$836,383,440
RESEARCH AND DEVELOPMENT	\$721,816,785	\$1,025,735,710	\$5,807,162	\$598,480,445	\$2,351,840,102
SERVICES	\$3,793,376,734	\$7,323,126,856	\$25,124,976	\$377,784,053	\$11,519,412,619
SUPPLIES & EQUIPMENT	\$1,394,454,951	\$4,264,283,411	\$4,823,104	\$-22,705,109	\$5,640,856,357

MASSACHUSETTS

Population: 6,349,097

Total Actions: 97,382

Per Capita Procurement: \$1,525.11

Total Dollars: \$9,683,079,283

Rank Per Capita: 10

Rank Per Capita - Last Year: 12

TOP FIVE COUNTIES					
NAME OF COUNTIES	CIVILIAN AGENCIES		DEPT OF DEFENSE		TOTAL
	SMALL DISADVANTAGED	OTHER	SMALL DISADVANTAGED	OTHER	
Middlesex	\$30,478,063	\$757,111,385	\$76,499,363	\$4,126,773,521	\$4,990,862,332
Essex	\$559,158	\$53,024,645	\$1,864,033	\$1,465,994,316	\$1,521,442,152
Norfolk	\$1,003,170	\$40,949,422	\$3,497,749	\$1,106,282,633	\$1,151,732,973
Bristol	\$158,308	\$47,095,442	\$9,846,260	\$728,313,358	\$785,413,368
Suffolk	\$13,864,513	\$218,762,686	\$3,634,300	\$280,526,426	\$516,787,925

TOP FIVE DEPARTMENTS WITH PLACE OF PERFORMANCE IN THIS STATE	TOTAL
DEPT OF DEFENSE (9700)	\$8,318,347,217
VETERANS AFFAIRS, DEPARTMENT OF (3600)	\$292,646,487
GENERAL SERVICES ADMINISTRATION (4700)	\$196,373,130
NATIONAL AERONAUTICS AND SPACE ADMINISTRATION (8000)	\$161,795,173
HEALTH AND HUMAN SERVICES, DEPARTMENT OF (7500)	\$131,597,542

TOP FIVE CONTRACTING OFFICES LOCATED IN THIS STATE	TOTAL
FA8721 ESC-XPK (FA8721)	\$908,517,018
PR W0H9 US ARMY AVN & MISSLES CMD (W31P4Q)	\$836,075,340
XR W4GV USA HQ COMM ELECT CMD (W15P7T)	\$639,303,286
NAVAL SEA SYSTEMS COMMAND (N00024)	\$507,764,156
NAVAL AIR SYSTEMS COMMAND (N00019)	\$449,043,845

TYPE OF PRODUCT OR SERVICE	SMALL BUSINESS	OTHER THAN SMALL BUSINESS	STATE LOCAL & TRIBAL GOV'T	NON-PROFIT JWOD & OTHER	TOTAL
CONSTRUCTION	\$97,269,047	\$113,323,058	\$76,430	\$589,265	\$211,257,799
RESEARCH AND DEVELOPMENT	\$437,801,801	\$958,512,550	\$225,267	\$955,405,435	\$2,351,945,053
SERVICES	\$442,453,105	\$1,962,139,797	\$4,171,495	\$238,598,402	\$2,647,362,800
SUPPLIES & EQUIPMENT	\$486,460,915	\$3,598,490,841	\$7,000	\$64,782,996	\$4,149,741,752

MICHIGAN

Population: 9,938,444

Total Actions: 72,235

Per Capita Procurement: \$525.74

Total Dollars: \$5,225,042,243

Rank Per Capita: 41

Rank Per Capita - Last Year: 47

TOP FIVE COUNTIES					
NAME OF COUNTIES	CIVILIAN AGENCIES		DEPT OF DEFENSE		TOTAL
	SMALL DISADVANTAGED	OTHER	SMALL DISADVANTAGED	OTHER	
Macomb	\$1,113,728	\$14,293,568	\$19,298,237	\$2,753,220,147	\$2,787,925,680
Wayne	\$22,891,059	\$711,255,918	\$4,917,670	\$76,082,751	\$815,147,397
Eaton	\$31,320	\$127,770,740	\$607,871	\$141,701,659	\$270,111,590
Kent	\$3,703,631	\$31,784,221	\$833,813	\$123,158,083	\$159,479,748
Wexford	\$0	\$1,628,219	\$0	\$149,178,886	\$150,807,105

TOP FIVE DEPARTMENTS WITH PLACE OF PERFORMANCE IN THIS STATE	TOTAL
DEPT OF DEFENSE (9700)	\$3,961,555,788
GENERAL SERVICES ADMINISTRATION (4700)	\$751,756,295
HEALTH AND HUMAN SERVICES, DEPARTMENT OF (7500)	\$155,639,579
VETERANS AFFAIRS, DEPARTMENT OF (3600)	\$99,688,032
AGRICULTURE, DEPARTMENT OF (1200)	\$60,730,610

TOP FIVE CONTRACTING OFFICES LOCATED IN THIS STATE	TOTAL
SR W4GG HQ US ARMY TACOM (W56HZV)	\$2,711,983,492
GSA/FSS AUTOMOTIVE CENTER (BX000)	\$593,160,655
PR W4GG TACOM ROCK ISLAND (W52H09)	\$136,296,672
DEPT OF HHS/CENTERS FOR DISEASE CONTROL (00200)	\$124,794,401
DEFENSE SUPPLY CENTER PHILADELPHIA (SP0100)	\$93,344,354

TYPE OF PRODUCT OR SERVICE	SMALL BUSINESS	OTHER THAN SMALL BUSINESS	STATE LOCAL & TRIBAL GOV'T	NON-PROFIT JWOD & OTHER	TOTAL
CONSTRUCTION	\$62,084,209	\$28,994,005	\$0	\$3,320	\$91,081,534
RESEARCH AND DEVELOPMENT	\$197,593,584	\$211,681,050	\$21,440	\$57,148,285	\$466,444,358
SERVICES	\$163,061,628	\$1,695,286,892	\$4,086,875	\$30,566,382	\$1,893,001,777
SUPPLIES & EQUIPMENT	\$468,447,231	\$2,235,595,722	\$347,925	\$60,552,027	\$2,764,942,905

MINNESOTA

Population: 4,919,479

Total Actions: 23,735

Per Capita Procurement: \$510.44

Total Dollars: \$2,511,085,466

Rank Per Capita: 44

Rank Per Capita - Last Year: 46

TOP FIVE COUNTIES					
NAME OF COUNTIES	CIVILIAN AGENCIES		DEPT OF DEFENSE		TOTAL
	SMALL DISADVANTAGED	OTHER	SMALL DISADVANTAGED	OTHER	
Hennepin	\$14,202,693	\$358,247,293	\$3,779,194	\$753,817,207	\$1,130,046,387
Ramsey	\$316,406	\$120,732,570	\$4,382,595	\$254,816,746	\$380,248,316
Dakota	\$12,800	\$25,005,616	\$27,760	\$346,295,284	\$371,341,461
Anoka	\$100,000	\$2,661,216	\$10,106	\$114,075,276	\$116,846,598
St. Louis	\$3,583,240	\$16,482,234	\$1,520,378	\$85,772,245	\$107,358,097

TOP FIVE DEPARTMENTS WITH PLACE OF PERFORMANCE IN THIS STATE	TOTAL
DEPT OF DEFENSE (9700)	\$1,715,765,963
AGRICULTURE, DEPARTMENT OF (1200)	\$346,420,039
VETERANS AFFAIRS, DEPARTMENT OF (3600)	\$152,984,940
HEALTH AND HUMAN SERVICES, DEPARTMENT OF (7500)	\$73,892,656
GENERAL SERVICES ADMINISTRATION (4700)	\$67,871,491

TOP FIVE CONTRACTING OFFICES LOCATED IN THIS STATE	TOTAL
NAVAL SEA SYSTEMS COMMAND (N00024)	\$275,316,754
(HDEC01)	\$265,875,915
SPACE AND NAVAL WARFARE SYSTEMS (N00039)	\$229,626,731
SR W0K8 USA ROCK ISL ARSENAL (W52P1J)	\$162,160,542
XR W4GG TACOM PICATINNY (W15QKN)	\$134,272,358

TYPE OF PRODUCT OR SERVICE	SMALL BUSINESS	OTHER THAN SMALL BUSINESS	STATE LOCAL & TRIBAL GOV'T	NON-PROFIT JWOD & OTHER	TOTAL
CONSTRUCTION	\$63,459,055	\$39,364,852	\$781,329	\$3,155	\$103,608,391
RESEARCH AND DEVELOPMENT	\$22,748,598	\$149,882,756	\$2,568,708	\$33,296,146	\$208,496,208
SERVICES	\$93,955,131	\$145,383,966	\$4,785,374	\$54,377,658	\$298,502,129
SUPPLIES & EQUIPMENT	\$266,179,791	\$1,625,526,532	\$28,268	\$3,754,445	\$1,895,489,037

MISSISSIPPI

Population: 2,844,658

Total Actions: 17,020

Per Capita Procurement: \$1,406.90

Total Dollars: \$4,002,159,831

Rank Per Capita: 13

Rank Per Capita - Last Year: 23

TOP FIVE COUNTIES					
NAME OF COUNTIES	CIVILIAN AGENCIES		DEPT OF DEFENSE		TOTAL
	SMALL DISADVANTAGED	OTHER	SMALL DISADVANTAGED	OTHER	
Jackson	\$567,187	\$9,690,953	\$25,073,179	\$1,983,116,332	\$2,018,447,651
Harrison	\$28,143,955	\$106,326,709	\$111,393,566	\$293,257,382	\$539,121,613
Madison	\$0	\$11,176,151	\$203,144	\$253,813,389	\$265,192,684
Hancock	\$11,835,354	\$188,421,282	\$6,986,528	\$47,311,832	\$254,554,997
Hinds	\$20,340,398	\$130,968,471	\$5,644,086	\$41,781,641	\$198,734,596

TOP FIVE DEPARTMENTS WITH PLACE OF PERFORMANCE IN THIS STATE	TOTAL
DEPT OF DEFENSE (9700)	\$3,291,840,576
GENERAL SERVICES ADMINISTRATION (4700)	\$338,379,313
NATIONAL AERONAUTICS AND SPACE ADMINISTRATION (8000)	\$150,320,535
VETERANS AFFAIRS, DEPARTMENT OF (3600)	\$49,503,502
HOMELAND SECURITY, DEPARTMENT OF (7000)	\$39,021,563

TOP FIVE CONTRACTING OFFICES LOCATED IN THIS STATE	TOTAL
NAVAL SEA SYSTEMS COMMAND (N00024)	\$1,629,839,396
(N69316)	\$325,693,728
XU W07V ENDIST VICKSBURG (W912EE)	\$306,947,822
STENNIS SPACE CENTER (SSC00)	\$139,993,556
GSA/PUBLIC BUILDINGS SERVICE (RJ000)	\$138,976,775

TYPE OF PRODUCT OR SERVICE	SMALL BUSINESS	OTHER THAN SMALL BUSINESS	STATE LOCAL & TRIBAL GOV'T	NON-PROFIT JWOD & OTHER	TOTAL
CONSTRUCTION	\$125,899,307	\$233,801,333	\$3,366	\$54,477	\$359,758,483
RESEARCH AND DEVELOPMENT	\$33,701,891	\$1,118,972,283	\$153,936	\$35,744,708	\$1,188,572,817
SERVICES	\$328,604,859	\$680,227,475	\$2,712,701	\$14,626,680	\$1,026,171,715
SUPPLIES & EQUIPMENT	\$361,128,770	\$753,827,703	\$2,141,830	\$11,729,819	\$1,128,828,122

MISSOURI

Population: 5,595,211

Total Actions: 55,456

Per Capita Procurement: \$1,488.36

Total Dollars: \$8,327,678,827

Rank Per Capita: 11

Rank Per Capita - Last Year: 11

TOP FIVE COUNTIES					
NAME OF COUNTIES	CIVILIAN AGENCIES		DEPT OF DEFENSE		TOTAL
	SMALL DISADVANTAGED	OTHER	SMALL DISADVANTAGED	OTHER	
St. Louis (city)	\$10,055,711	\$209,794,598	\$48,072,234	\$4,366,085,719	\$4,634,008,262
St. Louis	\$7,020,690	\$103,546,081	\$18,488,229	\$1,016,451,004	\$1,145,506,005
Cass	\$41,234,505	\$826,050,750	\$7,619,592	\$203,600,609	\$1,078,505,457
Jackson	\$7,877,456	\$15,820,879	\$841,403	\$550,692,320	\$575,232,058
Pulaski	\$0	\$133,005	\$15,041,193	\$199,451,456	\$214,625,654

TOP FIVE DEPARTMENTS WITH PLACE OF PERFORMANCE IN THIS STATE	TOTAL
DEPT OF DEFENSE (9700)	\$6,957,791,204
ENERGY, DEPARTMENT OF (8900)	\$514,679,825
GENERAL SERVICES ADMINISTRATION (4700)	\$244,068,979
AGRICULTURE, DEPARTMENT OF (1200)	\$210,975,560
VETERANS AFFAIRS, DEPARTMENT OF (3600)	\$87,882,421

TOP FIVE CONTRACTING OFFICES LOCATED IN THIS STATE	TOTAL
NAVAL AIR SYSTEMS COMMAND (N00019)	\$2,640,844,332
FA8681 AAC YUK (FA8681)	\$758,212,693
SR W0K8 USA ROCK ISL ARSENAL (W52P1J)	\$543,870,407
KANSAS CITY SITE OFFICE (00033)	\$503,953,282
SR W4GG HQ US ARMY TACOM (W56HZV)	\$391,675,844

TYPE OF PRODUCT OR SERVICE	SMALL BUSINESS	OTHER THAN SMALL BUSINESS	STATE LOCAL & TRIBAL GOV'T	NON-PROFIT JWOD & OTHER	TOTAL
CONSTRUCTION	\$125,806,761	\$125,523,607	\$3,302,006	\$3,142,620	\$257,774,994
RESEARCH AND DEVELOPMENT	\$23,031,858	\$865,617,988	\$3,083,776	\$37,533,006	\$929,266,627
SERVICES	\$348,132,876	\$1,280,587,291	\$2,849,888	\$46,149,551	\$1,677,719,606
SUPPLIES & EQUIPMENT	\$459,652,295	\$4,911,413,061	\$22,420	\$16,020,102	\$5,387,107,878

MONTANA

Population: 902,195

Total Actions: 12,199

Per Capita Procurement: \$521.83

Total Dollars: \$470,793,357

Rank Per Capita: 42

Rank Per Capita - Last Year: 35

TOP FIVE COUNTIES					
NAME OF COUNTIES	CIVILIAN AGENCIES		DEPT OF DEFENSE		TOTAL
	SMALL DISADVANTAGED	OTHER	SMALL DISADVANTAGED	OTHER	
Cascade	\$1,047,780	\$6,009,018	\$8,369,769	\$101,199,025	\$116,625,592
Lake	\$3,343,167	\$5,657,246	\$38,465,654	\$3,396,145	\$50,862,212
Missoula	\$422,326	\$27,643,471	\$182,484	\$8,605,721	\$36,854,002
Yellowstone	\$1,828,199	\$29,241,710	\$676,321	\$4,421,646	\$36,167,875
Silver Bow	\$70,649	\$16,796,556	\$0	\$16,435,529	\$33,302,735

TOP FIVE DEPARTMENTS WITH PLACE OF PERFORMANCE IN THIS STATE	TOTAL
DEPT OF DEFENSE (9700)	\$232,669,003
INTERIOR, DEPARTMENT OF THE (1400)	\$51,475,558
AGRICULTURE, DEPARTMENT OF (1200)	\$37,675,766
HEALTH AND HUMAN SERVICES, DEPARTMENT OF (7500)	\$36,619,786
TRANSPORTATION, DEPARTMENT OF (6900)	\$36,357,589

TOP FIVE CONTRACTING OFFICES LOCATED IN THIS STATE	TOTAL
XU W071 ENDIST SEATTLE (W912DW)	\$42,748,464
FA4626 341 CONS LGC (FA4626)	\$40,188,710
FA8505 330 FSG LFKA (FA8505)	\$36,363,812
DEFENSE ENERGY SUPPORT CENTER (SP0600)	\$21,980,232
DEPT OF TRANS/FEDERAL HIGHWAY ADMIN (00070)	\$21,781,205

TYPE OF PRODUCT OR SERVICE	SMALL BUSINESS	OTHER THAN SMALL BUSINESS	STATE LOCAL & TRIBAL GOV'T	NON-PROFIT JWOD & OTHER	TOTAL
CONSTRUCTION	\$78,972,019	\$58,069,456	\$2,500	\$750	\$137,044,725
RESEARCH AND DEVELOPMENT	\$26,933,509	\$15,161	\$21,440	\$2,778,690	\$29,748,801
SERVICES	\$116,855,228	\$58,439,016	\$4,118,153	\$14,896,661	\$194,309,058
SUPPLIES & EQUIPMENT	\$86,374,372	\$13,735,426	\$17,175	\$1,065,833	\$101,192,805

NEBRASKA

Population: 1,711,263

Total Actions: 6,332

Per Capita Procurement: \$393.55

Total Dollars: \$673,472,974

Rank Per Capita: 48

Rank Per Capita - Last Year: 48

TOP FIVE COUNTIES					
NAME OF COUNTIES	CIVILIAN AGENCIES		DEPT OF DEFENSE		TOTAL
	SMALL DISADVANTAGED	OTHER	SMALL DISADVANTAGED	OTHER	
Sarpy	\$0	\$992,234	\$23,714,058	\$283,244,261	\$307,950,553
Douglas	\$11,995,200	\$78,556,689	\$3,062,061	\$80,969,927	\$174,583,876
Lancaster	\$744,703	\$21,652,448	\$880,669	\$21,492,573	\$44,770,393
Saline	\$0	\$34,815,244	\$0	\$0	\$34,815,244
Saunders	\$58,800	\$8,052,564	\$433,089	\$7,559,115	\$16,103,568

TOP FIVE DEPARTMENTS WITH PLACE OF PERFORMANCE IN THIS STATE	TOTAL
DEPT OF DEFENSE (9700)	\$479,510,389
AGRICULTURE, DEPARTMENT OF (1200)	\$59,089,811
VETERANS AFFAIRS, DEPARTMENT OF (3600)	\$45,160,336
GENERAL SERVICES ADMINISTRATION (4700)	\$29,680,086
HEALTH AND HUMAN SERVICES, DEPARTMENT OF (7500)	\$19,317,215

TOP FIVE CONTRACTING OFFICES LOCATED IN THIS STATE	TOTAL
FA4600 55 CONS LGC (FA4600)	\$261,887,093
(HDEC01)	\$58,030,415
XU W071 ENDIST OMAHA (W9128F)	\$42,533,644
AGRIC STABILIZ AND CONS SVC (EODV)	\$36,775,284
DEPT OF VETERANS AFFAIRS (00636)	\$29,222,555

TYPE OF PRODUCT OR SERVICE	SMALL BUSINESS	OTHER THAN SMALL BUSINESS	STATE LOCAL & TRIBAL GOV'T	NON-PROFIT JWOD & OTHER	TOTAL
CONSTRUCTION	\$62,226,711	\$6,875,340	\$9,000	\$26,688	\$69,137,739
RESEARCH AND DEVELOPMENT	\$5,552,934	\$8,683,585	\$21,440	\$878,589	\$15,136,547
SERVICES	\$63,913,438	\$222,479,217	\$3,730,817	\$16,506,752	\$306,630,224
SUPPLIES & EQUIPMENT	\$80,474,800	\$151,631,574	\$6,548	\$8,532,638	\$240,645,560

NEVADA

Population: 1,998,257

Total Actions: 7,969

Per Capita Procurement: \$891.54

Total Dollars: \$1,781,528,852

Rank Per Capita: 27

Rank Per Capita - Last Year: 32

TOP FIVE COUNTIES					
NAME OF COUNTIES	CIVILIAN AGENCIES		DEPT OF DEFENSE		TOTAL
	SMALL DISADVANTAGED	OTHER	SMALL DISADVANTAGED	OTHER	
Clark	\$36,662,092	\$1,131,701,784	\$90,084,486	\$125,821,461	\$1,384,269,823
Washoe	\$4,555,944	\$63,758,532	\$2,027,500	\$142,974,436	\$213,316,412
Churchill	\$0	\$3,797,640	\$34,585,296	\$46,296,881	\$84,679,817
Mineral	\$373,861	\$411,856	\$2,454,770	\$36,103,111	\$39,343,598
Carson City (city)	\$0	\$3,096,191	\$263,262	\$15,447,962	\$18,807,415

TOP FIVE DEPARTMENTS WITH PLACE OF PERFORMANCE IN THIS STATE	TOTAL
ENERGY, DEPARTMENT OF (8900)	\$961,222,157
DEPT OF DEFENSE (9700)	\$514,276,367
TRANSPORTATION, DEPARTMENT OF (6900)	\$118,431,906
INTERIOR, DEPARTMENT OF THE (1400)	\$55,620,068
VETERANS AFFAIRS, DEPARTMENT OF (3600)	\$39,657,658

TOP FIVE CONTRACTING OFFICES LOCATED IN THIS STATE	TOTAL
NEVADA OPERATIONS OFFICE (00008)	\$500,196,704
OFFICE OF CIVILIAN RADIOACTIVE WASTE MGMT (00028)	\$401,465,146
DEPT OF TRANS/FEDERAL HIGHWAY ADMIN (00068)	\$117,696,103
FA4861 99 CONS LGC (FA4861)	\$83,630,442
NATIONAL NUCLEAR SECURITY ADMN SVC CENTER (00052)	\$56,417,561

TYPE OF PRODUCT OR SERVICE	SMALL BUSINESS	OTHER THAN SMALL BUSINESS	STATE LOCAL & TRIBAL GOV'T	NON-PROFIT JWOD & OTHER	TOTAL
CONSTRUCTION	\$116,318,436	\$139,751,494	\$1,619	\$486,580	\$256,558,130
RESEARCH AND DEVELOPMENT	\$22,602,533	\$6,543,747	\$0	\$14,347,381	\$43,493,661
SERVICES	\$172,265,607	\$1,111,846,805	\$1,696,455	\$13,605,946	\$1,299,414,814
SUPPLIES & EQUIPMENT	\$143,786,512	\$35,092,197	\$10,182	\$1,677,309	\$180,566,200

NEW HAMPSHIRE

Population: 1,235,786

Total Actions: 7,413

Per Capita Procurement: \$938.40

Total Dollars: \$1,159,664,519

Rank Per Capita: 26

Rank Per Capita - Last Year: 26

TOP FIVE COUNTIES					
NAME OF COUNTIES	CIVILIAN AGENCIES		DEPT OF DEFENSE		TOTAL
	SMALL DISADVANTAGED	OTHER	SMALL DISADVANTAGED	OTHER	
Hillsborough	\$40,209	\$36,243,987	\$2,432,166	\$693,102,578	\$731,818,940
Rockingham	\$3,807,453	\$63,775,272	\$1,709,952	\$233,932,883	\$303,225,559
Grafton	\$817,703	\$13,075,056	\$2,725,753	\$49,270,167	\$65,888,679
Merrimack	\$2,131,173	\$12,472,074	\$347,662	\$4,785,703	\$19,736,611
Belknap	\$0	\$1,377,970	\$19,273	\$13,382,913	\$14,780,156

TOP FIVE DEPARTMENTS WITH PLACE OF PERFORMANCE IN THIS STATE	TOTAL
DEPT OF DEFENSE (9700)	\$1,020,199,302
GENERAL SERVICES ADMINISTRATION (4700)	\$40,207,876
STATE, DEPARTMENT OF (1900)	\$28,223,700
NATIONAL AERONAUTICS AND SPACE ADMINISTRATION (8000)	\$17,149,351
EDUCATION, DEPARTMENT OF (9100)	\$10,934,632

TOP FIVE CONTRACTING OFFICES LOCATED IN THIS STATE	TOTAL
XR W4GV USA HQ COMM ELECT CMD (W15P7T)	\$383,437,808
PR W2DF RDECOM ACQUISITION CENTER (W91CRB)	\$101,565,237
FA8620 RSW PK (FA8620)	\$60,973,514
(H94003)	\$36,865,889
NAVAL INVENTORY CONTROL POINT (N00383)	\$30,096,712

TYPE OF PRODUCT OR SERVICE	SMALL BUSINESS	OTHER THAN SMALL BUSINESS	STATE LOCAL & TRIBAL GOV'T	NON-PROFIT JWOD & OTHER	TOTAL
CONSTRUCTION	\$18,141,768	\$4,810,141	\$0	\$0	\$22,951,909
RESEARCH AND DEVELOPMENT	\$39,895,209	\$109,193,417	\$21,440	\$2,675,288	\$151,785,354
SERVICES	\$33,367,426	\$188,715,453	\$389,420	\$3,891,409	\$226,363,709
SUPPLIES & EQUIPMENT	\$186,001,068	\$571,579,094	\$93,850	\$308,853	\$757,982,865

NEW JERSEY

Population: 8,414,350

Total Actions: 73,934

Per Capita Procurement: \$847.06

Total Dollars: \$7,127,457,987

Rank Per Capita: 29

Rank Per Capita - Last Year: 33

TOP FIVE COUNTIES					
NAME OF COUNTIES	CIVILIAN AGENCIES		DEPT OF DEFENSE		TOTAL
	SMALL DISADVANTAGED	OTHER	SMALL DISADVANTAGED	OTHER	
Monmouth	\$7,406,338	\$236,839,734	\$89,692,199	\$1,382,285,386	\$1,716,223,657
Burlington	\$4,042,973	\$49,072,807	\$89,135,000	\$1,432,896,424	\$1,575,147,205
Bergen	\$98,314	\$66,848,590	\$5,578,701	\$737,034,203	\$809,559,808
Passaic	\$9,853	\$8,437,258	\$161,179	\$436,519,928	\$445,128,218
Morris	\$11,656,679	\$33,169,256	\$23,823,659	\$354,765,719	\$423,415,313

TOP FIVE DEPARTMENTS WITH PLACE OF PERFORMANCE IN THIS STATE	TOTAL
DEPT OF DEFENSE (9700)	\$6,095,309,782
GENERAL SERVICES ADMINISTRATION (4700)	\$321,707,059
HOMELAND SECURITY, DEPARTMENT OF (7000)	\$126,830,366
ENERGY, DEPARTMENT OF (8900)	\$82,673,308
JUSTICE, DEPARTMENT OF (1500)	\$77,172,227

TOP FIVE CONTRACTING OFFICES LOCATED IN THIS STATE	TOTAL
XR W4GV USA HQ COMM ELECT CMD (W15P7T)	\$1,347,313,283
NAVAL SEA SYSTEMS COMMAND (N00024) (HDEC01)	\$1,110,689,943
PR W4PQ MSDDC FIELD OPERATING ACT (W81GYE)	\$463,297,492
DEFENSE SUPPLY CENTER PHILADELPHIA (SP0500)	\$325,629,782
	\$258,533,400

TYPE OF PRODUCT OR SERVICE	SMALL BUSINESS	OTHER THAN SMALL BUSINESS	STATE LOCAL & TRIBAL GOV'T	NON-PROFIT JWOD & OTHER	TOTAL
CONSTRUCTION	\$171,892,467	\$125,524,211	\$0	\$796,758	\$298,213,437
RESEARCH AND DEVELOPMENT	\$96,886,749	\$901,317,602	\$1,171,953	\$121,715,550	\$1,121,091,854
SERVICES	\$706,623,626	\$2,033,555,642	\$949,218	\$25,511,784	\$2,766,640,270
SUPPLIES & EQUIPMENT	\$847,116,047	\$2,010,866,842	\$35,576	\$3,682,357	\$2,861,700,821

NEW MEXICO

Population: 1,819,046

Total Actions: 21,292

Per Capita Procurement: \$3,463.87

Total Dollars: \$6,300,946,947

Rank Per Capita: 5

Rank Per Capita - Last Year: 4

TOP FIVE COUNTIES					
NAME OF COUNTIES	CIVILIAN AGENCIES		DEPT OF DEFENSE		TOTAL
	SMALL DISADVANTAGED	OTHER	SMALL DISADVANTAGED	OTHER	
Bernalillo	\$64,185,242	\$2,513,305,368	\$146,730,357	\$569,936,775	\$3,294,157,742
Los Alamos	\$2,837,107	\$2,107,190,189	\$4,049,995	\$19,630,029	\$2,133,707,320
Dona Ana	\$2,602,741	\$75,422,663	\$70,650,454	\$153,386,093	\$302,061,950
Eddy	\$8,887,409	\$174,385,924	\$0	\$5,461,852	\$188,735,185
Otero	\$4,770,887	\$2,194,118	\$34,788,904	\$65,745,624	\$107,499,533

TOP FIVE DEPARTMENTS WITH PLACE OF PERFORMANCE IN THIS STATE	TOTAL
ENERGY, DEPARTMENT OF (8900)	\$4,618,090,118
DEPT OF DEFENSE (9700)	\$1,154,804,167
INTERIOR, DEPARTMENT OF THE (1400)	\$153,029,006
HEALTH AND HUMAN SERVICES, DEPARTMENT OF (7500)	\$107,833,024
NATIONAL AERONAUTICS AND SPACE ADMINISTRATION (8000)	\$76,132,573

TOP FIVE CONTRACTING OFFICES LOCATED IN THIS STATE	TOTAL
ALBUQUERQUE OPERATIONS OFFICE (00004)	\$2,301,126,719
LOS ALAMOS SITE OFFICE (00032)	\$2,101,474,260
CARLSBAD FIELD OFFICE (00029)	\$157,641,050
XR W6BB ACA WHITE SANDS MISSILE (W9124Q)	\$131,544,071
FA9401 377 CONS CC (FA9401)	\$87,963,829

TYPE OF PRODUCT OR SERVICE	SMALL BUSINESS	OTHER THAN SMALL BUSINESS	STATE LOCAL & TRIBAL GOV'T	NON-PROFIT JWOD & OTHER	TOTAL
CONSTRUCTION	\$135,301,704	\$25,056,193	\$0	\$369,180	\$160,727,077
RESEARCH AND DEVELOPMENT	\$184,029,913	\$234,212,840	\$10,000	\$67,144,180	\$485,396,933
SERVICES	\$309,734,295	\$4,878,652,970	\$23,296,877	\$58,120,011	\$5,269,804,153
SUPPLIES & EQUIPMENT	\$148,599,472	\$231,089,300	\$464,272	\$895,841	\$381,048,885

NEW YORK

Population: 18,976,457

Total Actions: 82,363

Per Capita Procurement: \$436.04

Total Dollars: \$8,274,447,840

Rank Per Capita: 47

Rank Per Capita - Last Year: 45

TOP FIVE COUNTIES					
NAME OF COUNTIES	CIVILIAN AGENCIES		DEPT OF DEFENSE		TOTAL
	SMALL DISADVANTAGED	OTHER	SMALL DISADVANTAGED	OTHER	
Suffolk	\$15,212,724	\$509,750,761	\$26,364,869	\$583,900,839	\$1,135,229,193
Tioga	\$0	\$7,118,674	\$0	\$974,629,950	\$981,748,624
Schenectady	\$855,431	\$392,079,452	\$145,201	\$553,311,880	\$946,391,964
Nassau	\$5,015,126	\$38,164,838	\$7,576,626	\$870,831,713	\$921,588,303
Bronx	\$30,183,657	\$391,317,352	\$3,117,908	\$206,165,651	\$630,784,568

TOP FIVE DEPARTMENTS WITH PLACE OF PERFORMANCE IN THIS STATE	TOTAL
DEPT OF DEFENSE (9700)	\$5,966,599,636
ENERGY, DEPARTMENT OF (8900)	\$808,323,159
GENERAL SERVICES ADMINISTRATION (4700)	\$414,515,757
VETERANS AFFAIRS, DEPARTMENT OF (3600)	\$236,597,347
TREASURY, DEPARTMENT OF THE (2000)	\$179,109,902

TOP FIVE CONTRACTING OFFICES LOCATED IN THIS STATE	TOTAL
NAVAL AIR SYSTEMS COMMAND (N00019)	\$1,326,975,977
NAVAL SEA SYSTEMS COMMAND (N00024)	\$670,739,721
XR W4GV USA HQ COMM ELECT CMD (W15P7T)	\$452,348,223
CHICAGO SERVICE CENTER (OFFICE OF SCIENCE) (00002)	\$415,627,508
SCHENECTADY NAVAL REACTORS OFFICE (00012)	\$391,197,707

TYPE OF PRODUCT OR SERVICE	SMALL BUSINESS	OTHER THAN SMALL BUSINESS	STATE LOCAL & TRIBAL GOV'T	NON-PROFIT JWOD & OTHER	TOTAL
CONSTRUCTION	\$308,157,400	\$246,036,511	\$14,355	\$10,403,226	\$564,611,492
RESEARCH AND DEVELOPMENT	\$147,024,302	\$1,467,256,695	\$560	\$86,992,563	\$1,701,274,120
SERVICES	\$680,603,317	\$1,836,458,424	\$15,623,568	\$115,233,856	\$2,647,919,165
SUPPLIES & EQUIPMENT	\$1,009,793,471	\$2,252,199,871	\$39,950	\$30,787,301	\$3,292,820,592

NORTH CAROLINA

Population: 8,049,313

Total Actions: 47,431

Per Capita Procurement: \$556.63

Total Dollars: \$4,480,489,782

Rank Per Capita: 39

Rank Per Capita - Last Year: 44

TOP FIVE COUNTIES					
NAME OF COUNTIES	CIVILIAN AGENCIES		DEPT OF DEFENSE		TOTAL
	SMALL DISADVANTAGED	OTHER	SMALL DISADVANTAGED	OTHER	
Cumberland	\$5,721,138	\$59,666,813	\$209,200,540	\$736,905,825	\$1,011,494,315
Mecklenburg	\$7,950,655	\$412,981,857	\$1,190,063	\$147,513,607	\$569,636,182
Durham	\$15,094,698	\$425,070,048	\$824,069	\$77,929,435	\$518,918,250
Onslow	\$8,574,907	\$10,200,504	\$42,453,026	\$260,967,791	\$322,196,228
Wake	\$3,339,772	\$48,763,765	\$3,875,449	\$192,685,770	\$248,664,756

TOP FIVE DEPARTMENTS WITH PLACE OF PERFORMANCE IN THIS STATE	TOTAL
DEPT OF DEFENSE (9700)	\$2,852,553,055
HEALTH AND HUMAN SERVICES, DEPARTMENT OF (7500)	\$350,575,407
ENERGY, DEPARTMENT OF (8900)	\$317,077,253
STATE, DEPARTMENT OF (1900)	\$255,838,037
GENERAL SERVICES ADMINISTRATION (4700)	\$158,114,058

TOP FIVE CONTRACTING OFFICES LOCATED IN THIS STATE	TOTAL
XU W074 ENDIST SAVANNAH (W912HN)	\$353,975,712
NAV FACILITIES ENGINEERING COMMAND (N62470)	\$320,806,159
CHICAGO SERVICE CENTER (OFFICE OF SCIENCE) (00002)	\$311,648,605
XR W6BB FT BRAGG (W91247)	\$208,466,271
XR W4GV USA HQ COMM ELECT CMD (W15P7T)	\$171,769,243

TYPE OF PRODUCT OR SERVICE	SMALL BUSINESS	OTHER THAN SMALL BUSINESS	STATE LOCAL & TRIBAL GOV'T	NON-PROFIT JWOD & OTHER	TOTAL
CONSTRUCTION	\$454,400,109	\$765,753,904	\$0	\$293,743	\$1,220,447,756
RESEARCH AND DEVELOPMENT	\$63,130,175	\$130,857,393	\$28,640	\$95,162,370	\$289,178,578
SERVICES	\$473,804,853	\$893,126,300	\$4,460,930	\$165,427,523	\$1,536,819,606
SUPPLIES & EQUIPMENT	\$480,368,196	\$793,744,885	\$541,666	\$74,146,738	\$1,348,801,485

NORTH DAKOTA

Population: 642,200

Total Actions: 5,554

Per Capita Procurement: \$724.58

Total Dollars: \$465,325,267

Rank Per Capita: 33

Rank Per Capita - Last Year: 27

TOP FIVE COUNTIES					
NAME OF COUNTIES	CIVILIAN AGENCIES		DEPT OF DEFENSE		TOTAL
	SMALL DISADVANTAGED	OTHER	SMALL DISADVANTAGED	OTHER	
Ward	\$2,182,403	\$9,050,801	\$24,533,337	\$81,303,123	\$117,069,664
Cass	\$8,767,319	\$81,578,155	\$134,792	\$11,957,156	\$102,437,422
Grand Forks	\$479,630	\$10,402,782	\$6,083,626	\$71,898,356	\$88,864,394
Morton	\$7,237,061	\$767,103	\$0	\$34,463,580	\$42,467,745
McKenzie	\$1,263,506	\$15,772,633	\$1,235,988	\$854,980	\$19,127,106

TOP FIVE DEPARTMENTS WITH PLACE OF PERFORMANCE IN THIS STATE	TOTAL
DEPT OF DEFENSE (9700)	\$269,259,969
HOMELAND SECURITY, DEPARTMENT OF (7000)	\$63,253,447
INTERIOR, DEPARTMENT OF THE (1400)	\$30,686,758
AGRICULTURE, DEPARTMENT OF (1200)	\$28,258,681
GENERAL SERVICES ADMINISTRATION (4700)	\$24,695,483

TOP FIVE CONTRACTING OFFICES LOCATED IN THIS STATE	TOTAL
XU W071 ENDIST OMAHA (W9128F)	\$61,069,348
EMERGENCY PREPAREDNESS AND RESPONSE (ARFAR)	\$58,028,284
FA4528 5 CONS LGC (FA4528)	\$42,497,388
DEFENSE ENERGY SUPPORT CENTER (SP0600)	\$37,909,805
FA4659 319 CONS LGC (FA4659)	\$30,381,778

TYPE OF PRODUCT OR SERVICE	SMALL BUSINESS	OTHER THAN SMALL BUSINESS	STATE LOCAL & TRIBAL GOV'T	NON-PROFIT JWOD & OTHER	TOTAL
CONSTRUCTION	\$130,405,845	\$38,251,889	\$4,528	\$110,755	\$168,773,017
RESEARCH AND DEVELOPMENT	\$1,769,469	\$166,000	\$24,000	\$178,800	\$2,138,269
SERVICES	\$74,368,974	\$31,512,962	\$1,428,773	\$16,281,199	\$123,591,908
SUPPLIES & EQUIPMENT	\$112,112,403	\$55,457,734	\$98,536	\$2,432,664	\$170,101,338

OHIO

Population: 11,353,140

Total Actions: 74,339

Per Capita Procurement: \$661.06

Total Dollars: \$7,505,069,324

Rank Per Capita: 36

Rank Per Capita - Last Year: 36

TOP FIVE COUNTIES					
NAME OF COUNTIES	CIVILIAN AGENCIES		DEPT OF DEFENSE		TOTAL
	SMALL DISADVANTAGED	OTHER	SMALL DISADVANTAGED	OTHER	
Hamilton	\$22,613,478	\$560,348,860	\$1,447,585	\$1,422,245,312	\$2,006,655,234
Delaware	\$2,086,110	\$292,385,334	\$51,744,403	\$795,029,624	\$1,141,245,471
Montgomery	\$11,657,356	\$165,755,759	\$35,827,242	\$612,438,119	\$825,678,476
Greene	\$12,754,377	\$60,243,311	\$99,993,590	\$591,813,687	\$764,804,966
Cuyahoga	\$49,172,526	\$237,684,581	\$12,216,079	\$283,586,223	\$582,659,409

TOP FIVE DEPARTMENTS WITH PLACE OF PERFORMANCE IN THIS STATE	TOTAL
DEPT OF DEFENSE (9700)	\$5,454,052,089
ENERGY, DEPARTMENT OF (8900)	\$696,504,236
VETERANS AFFAIRS, DEPARTMENT OF (3600)	\$398,381,356
GENERAL SERVICES ADMINISTRATION (4700)	\$185,106,582
JUSTICE, DEPARTMENT OF (1500)	\$167,102,033

TOP FIVE CONTRACTING OFFICES LOCATED IN THIS STATE	TOTAL
SR W4GG HQ US ARMY TACOM (W56HZV)	\$738,968,912
OHIO FIELD OFFICE (EM CBC) (00024) (HDEC01)	\$549,003,423
DSCP DIR OF MEDICAL MATERIAL (SP0200)	\$389,616,053
FA8601 88 CONS PK (FA8601)	\$300,864,644

TYPE OF PRODUCT OR SERVICE	SMALL BUSINESS	OTHER THAN SMALL BUSINESS	STATE LOCAL & TRIBAL GOV'T	NON-PROFIT JWOD & OTHER	TOTAL
CONSTRUCTION	\$178,249,985	\$181,918,594	\$794,440	\$68,507	\$361,031,525
RESEARCH AND DEVELOPMENT	\$251,240,289	\$572,402,044	\$567,078	\$184,204,710	\$1,008,414,122
SERVICES	\$734,658,586	\$1,557,205,024	\$1,967,250	\$75,858,043	\$2,369,688,902
SUPPLIES & EQUIPMENT	\$632,591,873	\$3,037,102,082	\$286,723	\$43,248,348	\$3,713,229,026

OKLAHOMA

Population: 3,450,654

Total Actions: 19,082

Per Capita Procurement: \$708.91

Total Dollars: \$2,446,212,874

Rank Per Capita: 35

Rank Per Capita - Last Year: 28

TOP FIVE COUNTIES					
NAME OF COUNTIES	CIVILIAN AGENCIES		DEPT OF DEFENSE		TOTAL
	SMALL DISADVANTAGED	OTHER	SMALL DISADVANTAGED	OTHER	
Oklahoma	\$1,772,120	\$16,355,419	\$70,797,359	\$638,887,130	\$727,812,027
Canadian	\$9,531,854	\$172,201,235	\$9,906,529	\$251,477,230	\$443,116,848
Osage	\$16,483,594	\$23,473,539	\$125,707,162	\$265,041,046	\$430,705,340
Comanche	\$1,168,037	\$5,120,966	\$80,046,934	\$179,397,804	\$265,733,742
Garfield	\$602,892	\$388,023	\$2,312,310	\$82,063,025	\$85,366,250

TOP FIVE DEPARTMENTS WITH PLACE OF PERFORMANCE IN THIS STATE	TOTAL
DEPT OF DEFENSE (9700)	\$2,006,811,357
GENERAL SERVICES ADMINISTRATION (4700)	\$153,707,422
HOUSING AND URBAN DEVELOPMENT, DEPARTMENT OF (8600)	\$56,312,543
VETERANS AFFAIRS, DEPARTMENT OF (3600)	\$56,150,094
INTERIOR, DEPARTMENT OF THE (1400)	\$49,433,329

TOP FIVE CONTRACTING OFFICES LOCATED IN THIS STATE	TOTAL
DEFENSE ENERGY SUPPORT CENTER (SP0600)	\$420,492,162
FA8101 72D CONS (FA8101)	\$247,778,344
XU W076 ENDIST TULSA (W912BV)	\$169,672,177
FA8106 327 CLSG PK (FA8106)	\$136,995,848
XR W6BB ACA SILL (W9124L)	\$102,161,058

TYPE OF PRODUCT OR SERVICE	SMALL BUSINESS	OTHER THAN SMALL BUSINESS	STATE LOCAL & TRIBAL GOV'T	NON-PROFIT JWOD & OTHER	TOTAL
CONSTRUCTION	\$165,707,311	\$135,418,849	\$16,806	\$200,272	\$301,343,238
RESEARCH AND DEVELOPMENT	\$82,015,507	\$372,302	\$2,143,751	\$15,069,175	\$99,600,735
SERVICES	\$362,093,179	\$619,060,191	\$8,910,701	\$44,022,747	\$1,034,086,819
SUPPLIES & EQUIPMENT	\$518,153,343	\$454,334,496	\$7,410,347	\$9,169,063	\$989,067,249

OREGON

Population: 3,421,399

Total Actions: 21,189

Per Capita Procurement: \$338.69

Total Dollars: \$1,158,798,642

Rank Per Capita: 50

Rank Per Capita - Last Year: 49

TOP FIVE COUNTIES					
NAME OF COUNTIES	CIVILIAN AGENCIES		DEPT OF DEFENSE		TOTAL
	SMALL DISADVANTAGED	OTHER	SMALL DISADVANTAGED	OTHER	
Clackamas	\$5,741,265	\$205,799,505	\$1,894,343	\$279,066,114	\$492,501,227
Umatilla	-\$40,419	\$6,782,214	\$1,537,865	\$117,985,737	\$126,265,396
Lane	\$2,166,019	\$54,394,217	\$1,206,860	\$26,934,534	\$84,701,630
Multnomah	\$5,482,320	\$34,820,753	\$1,358,371	\$21,052,043	\$62,713,487
Washington	\$1,463,110	\$11,804,806	\$422,156	\$32,343,397	\$46,033,469

TOP FIVE DEPARTMENTS WITH PLACE OF PERFORMANCE IN THIS STATE	TOTAL
DEPT OF DEFENSE (9700)	\$588,893,250
AGRICULTURE, DEPARTMENT OF (1200)	\$180,506,435
GENERAL SERVICES ADMINISTRATION (4700)	\$124,266,382
INTERIOR, DEPARTMENT OF THE (1400)	\$82,665,498
VETERANS AFFAIRS, DEPARTMENT OF (3600)	\$66,637,627

TOP FIVE CONTRACTING OFFICES LOCATED IN THIS STATE	TOTAL
SR W0K8 USA ROCK ISL ARSENAL (W52P1J)	\$106,688,292
XU W071 ENDIST PORTLAND (W9127N)	\$92,616,837
SR W4GG HQ US ARMY TACOM (W56HZV)	\$91,215,125
FOREST SERVICE (24B)	\$72,235,005
XR W4T8 USA SMDC HUNTSVILLE (W9113M)	\$49,781,642

TYPE OF PRODUCT OR SERVICE	SMALL BUSINESS	OTHER THAN SMALL BUSINESS	STATE LOCAL & TRIBAL GOV'T	NON-PROFIT JWOD & OTHER	TOTAL
CONSTRUCTION	\$84,423,811	\$85,537,438	\$331,418	\$2,905,660	\$173,198,327
RESEARCH AND DEVELOPMENT	\$32,401,212	\$50,497,133	\$52,303	\$6,840,352	\$89,791,000
SERVICES	\$202,419,968	\$241,052,578	\$4,777,527	\$38,585,550	\$486,835,624
SUPPLIES & EQUIPMENT	\$169,614,936	\$236,433,123	\$210,628	\$1,711,006	\$407,969,694

PENNSYLVANIA

Population: 12,281,054

Total Actions: 87,408

Per Capita Procurement: \$775.35

Total Dollars: \$9,522,056,772

Rank Per Capita: 31

Rank Per Capita - Last Year: 29

TOP FIVE COUNTIES					
NAME OF COUNTIES	CIVILIAN AGENCIES		DEPT OF DEFENSE		TOTAL
	SMALL DISADVANTAGED	OTHER	SMALL DISADVANTAGED	OTHER	
Allegheny	\$30,047,822	\$738,613,817	\$13,907,679	\$1,236,333,489	\$2,018,902,807
York	\$34,496	\$5,360,163	\$7,356,564	\$1,790,523,678	\$1,803,274,901
Delaware	\$312,415	\$22,686,263	\$13,942,117	\$1,262,613,373	\$1,299,554,168
Philadelphia	\$42,871,801	\$341,965,354	\$26,331,437	\$253,152,807	\$664,321,400
Montgomery	\$1,122,301	\$243,969,872	\$12,335,625	\$371,318,280	\$628,746,078

TOP FIVE DEPARTMENTS WITH PLACE OF PERFORMANCE IN THIS STATE	TOTAL
DEPT OF DEFENSE (9700)	\$7,472,996,055
ENERGY, DEPARTMENT OF (8900)	\$536,274,981
GENERAL SERVICES ADMINISTRATION (4700)	\$269,693,170
VETERANS AFFAIRS, DEPARTMENT OF (3600)	\$261,524,694
HEALTH AND HUMAN SERVICES, DEPARTMENT OF (7500)	\$158,983,341

TOP FIVE CONTRACTING OFFICES LOCATED IN THIS STATE	TOTAL
SR W4GG HQ US ARMY TACOM (W56HZV)	\$1,784,220,880
XR W0H9 US ARMY AVN & MISSLES CMD (W58RGZ)	\$993,748,640
NAVAL SEA SYSTEMS COMMAND (N00024)	\$726,427,452
PITTSBURGH NAVAL REACTORS OFFICE (00011)	\$435,392,396
DSCP DIR OF MEDICAL MATERIAL (SP0200)	\$281,529,237

TYPE OF PRODUCT OR SERVICE	SMALL BUSINESS	OTHER THAN SMALL BUSINESS	STATE LOCAL & TRIBAL GOV'T	NON-PROFIT JWOD & OTHER	TOTAL
CONSTRUCTION	\$163,654,622	\$190,800,702	\$0	\$4,555,303	\$359,010,627
RESEARCH AND DEVELOPMENT	\$149,447,350	\$600,134,628	\$1,590	\$244,763,523	\$994,347,092
SERVICES	\$575,675,558	\$1,713,727,021	\$11,362,494	\$88,945,210	\$2,389,710,283
SUPPLIES & EQUIPMENT	\$1,108,493,226	\$4,620,564,664	\$207,108	\$32,149,541	\$5,761,414,539

RHODE ISLAND

Population: 1,048,319

Total Actions: 5,859

Per Capita Procurement: \$457.72

Total Dollars: \$479,838,435

Rank Per Capita: 46

Rank Per Capita - Last Year: 41

TOP FIVE COUNTIES					
NAME OF COUNTIES	CIVILIAN AGENCIES		DEPT OF DEFENSE		TOTAL
	SMALL DISADVANTAGED	OTHER	SMALL DISADVANTAGED	OTHER	
Newport	\$113,870	\$13,397,735	\$12,663,122	\$344,193,082	\$370,367,808
Providence	\$3,785,073	\$22,807,865	\$365,907	\$22,198,573	\$49,157,418
Washington	\$554,114	\$17,185,791	\$135,017	\$18,891,411	\$36,766,332
Kent	\$203,301	\$7,144,402	\$169,220	\$8,001,118	\$15,518,041
Bristol	\$0	\$168,356	\$130,998	\$7,709,482	\$8,008,836

TOP FIVE DEPARTMENTS WITH PLACE OF PERFORMANCE IN THIS STATE	TOTAL
DEPT OF DEFENSE (9700)	\$414,457,930
GENERAL SERVICES ADMINISTRATION (4700)	\$13,991,864
ENVIRONMENTAL PROTECTION AGENCY (6800)	\$10,027,813
TREASURY, DEPARTMENT OF THE (2000)	\$7,005,536
HOMELAND SECURITY, DEPARTMENT OF (7000)	\$6,575,681

TOP FIVE CONTRACTING OFFICES LOCATED IN THIS STATE	TOTAL
NAVAL SEA SYSTEMS COMMAND (N00024)	\$119,617,561
NAVAL UNDERSEA WARFARE CENTER (N66604)	\$111,834,503
NAVAL AIR SYSTEMS COMMAND (N00019)	\$42,944,844
NAVFAC ENGINEERING FIELD ACTIVITY (N62472)	\$33,052,660
NAVAL WAR COLLEGE (N00124)	\$11,428,430

TYPE OF PRODUCT OR SERVICE	SMALL BUSINESS	OTHER THAN SMALL BUSINESS	STATE LOCAL & TRIBAL GOV'T	NON-PROFIT JWOD & OTHER	TOTAL
CONSTRUCTION	\$24,072,917	\$12,216,959	\$0	\$0	\$36,289,876
RESEARCH AND DEVELOPMENT	\$9,558,128	\$63,871,657	\$21,440	\$3,893,878	\$77,345,103
SERVICES	\$112,893,665	\$76,761,631	\$1,600,416	\$2,004,075	\$193,259,787
SUPPLIES & EQUIPMENT	\$47,234,925	\$125,210,780	\$0	\$312,744	\$172,758,449

SOUTH CAROLINA

Population: 4,012,012

Total Actions: 28,866

Per Capita Procurement: \$1,174.39

Total Dollars: \$4,711,679,354

Rank Per Capita: 21

Rank Per Capita - Last Year: 19

TOP FIVE COUNTIES					
NAME OF COUNTIES	CIVILIAN AGENCIES		DEPT OF DEFENSE		TOTAL
	SMALL DISADVANTAGED	OTHER	SMALL DISADVANTAGED	OTHER	
Aiken	\$4,545,539	\$1,513,830,494	\$-2,336	\$121,139,842	\$1,639,513,540
Berkeley	\$29,585,795	\$816,341,627	\$28,805,799	\$557,035,039	\$1,431,768,261
Lexington	\$711,354	\$150,120,199	\$1,744,689	\$284,047,651	\$436,623,892
Charleston	\$13,864,112	\$24,529,937	\$41,589,357	\$186,530,448	\$266,513,854
Greenville	\$514,775	\$22,337,816	\$63,845	\$210,170,439	\$233,086,875

TOP FIVE DEPARTMENTS WITH PLACE OF PERFORMANCE IN THIS STATE	TOTAL
DEPT OF DEFENSE (9700)	\$1,990,488,221
ENERGY, DEPARTMENT OF (8900)	\$1,514,470,479
VETERANS AFFAIRS, DEPARTMENT OF (3600)	\$753,555,137
HEALTH AND HUMAN SERVICES, DEPARTMENT OF (7500)	\$108,540,962
GENERAL SERVICES ADMINISTRATION (4700)	\$94,018,122

TOP FIVE CONTRACTING OFFICES LOCATED IN THIS STATE	TOTAL
SAVANNAH RIVER OPERATIONS OFFICE (00009)	\$1,512,111,387
DEPT OF VETERANS AFFAIRS (00766)	\$704,814,801
SPACE AND NAVAL WARFARE SYSTEMS CEN (N65236)	\$420,363,970
PR W4GG TACOM ROCK ISLAND (W52H09)	\$187,316,828
DIRECTORATE OF SUBSISTENCE DSCP (SP0300)	\$161,337,288

TYPE OF PRODUCT OR SERVICE	SMALL BUSINESS	OTHER THAN SMALL BUSINESS	STATE LOCAL & TRIBAL GOV'T	NON-PROFIT JWOD & OTHER	TOTAL
CONSTRUCTION	\$226,817,198	\$134,826,549	\$0	\$26,910	\$361,670,657
RESEARCH AND DEVELOPMENT	\$8,994,724	\$1,852,788	\$8,325	\$25,410,828	\$36,266,665
SERVICES	\$454,093,461	\$2,233,497,478	\$28,162,554	\$24,452,352	\$2,740,205,845
SUPPLIES & EQUIPMENT	\$317,741,179	\$1,226,136,454	\$2,487,576	\$6,207,542	\$1,552,572,752

SOUTH DAKOTA

Population: 754,844

Total Actions: 6,780

Per Capita Procurement: \$715.85

Total Dollars: \$540,354,744

Rank Per Capita: 34

Rank Per Capita - Last Year: 38

TOP FIVE COUNTIES					
NAME OF COUNTIES	CIVILIAN AGENCIES		DEPT OF DEFENSE		TOTAL
	SMALL DISADVANTAGED	OTHER	SMALL DISADVANTAGED	OTHER	
Union	\$47,616	\$4,214,082	\$0	\$202,143,031	\$206,404,729
Lincoln	\$2,998,314	\$62,522,984	\$32,936	\$4,969,616	\$70,523,850
Brown	\$6,294,068	\$13,722,088	\$0	\$38,003,424	\$58,019,579
Meade	\$1,464,793	\$4,211,828	\$7,704,723	\$41,047,039	\$54,428,383
Pennington	\$2,056,927	\$10,922,644	\$1,148,763	\$29,336,287	\$43,464,621

TOP FIVE DEPARTMENTS WITH PLACE OF PERFORMANCE IN THIS STATE	TOTAL
DEPT OF DEFENSE (9700)	\$368,314,005
INTERIOR, DEPARTMENT OF THE (1400)	\$68,443,440
VETERANS AFFAIRS, DEPARTMENT OF (3600)	\$30,001,537
HEALTH AND HUMAN SERVICES, DEPARTMENT OF (7500)	\$29,850,977
AGRICULTURE, DEPARTMENT OF (1200)	\$14,687,624

TOP FIVE CONTRACTING OFFICES LOCATED IN THIS STATE	TOTAL
DEFENSE COMMISSARY AGENCY (HDEC02)	\$168,069,406
CENTRAL REGION BRANCH OF ACQUISITION AND GRANTS (00002)	\$42,507,590
XU W071 ENDIST OMAHA (W9128F)	\$42,434,226
NAVAL SEA SYSTEMS COMMAND (N00024)	\$34,433,153
DEPT OF HHS/PUBLIC HEALTH SERVICE (00241)	\$26,091,797

TYPE OF PRODUCT OR SERVICE	SMALL BUSINESS	OTHER THAN SMALL BUSINESS	STATE LOCAL & TRIBAL GOV'T	NON-PROFIT JWOD & OTHER	TOTAL
CONSTRUCTION	\$40,334,163	\$25,630,633	\$5,742	\$47,038	\$66,017,575
RESEARCH AND DEVELOPMENT	\$2,275,965	\$344,781	\$0	\$102,812	\$2,723,558
SERVICES	\$42,327,555	\$73,816,519	\$8,018,319	\$10,438,063	\$134,600,457
SUPPLIES & EQUIPMENT	\$67,830,410	\$254,732,710	\$4,383,030	\$921,947	\$327,868,097

TENNESSEE

Population: 5,689,283

Total Actions: 20,641

Per Capita Procurement: \$1,235.23

Total Dollars: \$7,027,567,345

Rank Per Capita: 18

Rank Per Capita - Last Year: 17

TOP FIVE COUNTIES					
NAME OF COUNTIES	CIVILIAN AGENCIES		DEPT OF DEFENSE		TOTAL
	SMALL DISADVANTAGED	OTHER	SMALL DISADVANTAGED	OTHER	
Anderson	\$36,336,135	\$2,916,378,941	\$391,283	\$45,593,755	\$2,998,700,114
Shelby	\$8,445,658	\$132,154,965	\$11,412,124	\$1,470,937,680	\$1,622,950,427
Rutherford	\$4,288,557	\$540,106,530	\$1,210,479	\$13,397,664	\$559,003,229
Coffee	\$0	\$26,537,003	\$9,847,564	\$315,813,713	\$352,198,280
Knox	\$5,679,567	\$46,720,458	\$14,615,059	\$151,723,145	\$218,738,229

TOP FIVE DEPARTMENTS WITH PLACE OF PERFORMANCE IN THIS STATE	TOTAL
ENERGY, DEPARTMENT OF (8900)	\$3,037,627,035
DEPT OF DEFENSE (9700)	\$2,802,288,734
VETERANS AFFAIRS, DEPARTMENT OF (3600)	\$673,427,803
HOMELAND SECURITY, DEPARTMENT OF (7000)	\$120,567,776
GENERAL SERVICES ADMINISTRATION (4700)	\$96,720,446

TOP FIVE CONTRACTING OFFICES LOCATED IN THIS STATE	TOTAL
OAK RIDGE OFFICE (OFFICE OF SCIENCE) (00005)	\$2,841,765,714
FA4428 HQ AMC DOKR (FA4428)	\$1,344,287,719
DEPT OF VETERANS AFFAIRS (00764)	\$521,068,852
FA9100 AEDC PK (FA9100)	\$262,399,226
DEFENSE SUPPLY CENTER PHILADELPHIA (SP0100)	\$260,375,222

TYPE OF PRODUCT OR SERVICE	SMALL BUSINESS	OTHER THAN SMALL BUSINESS	STATE LOCAL & TRIBAL GOV'T	NON-PROFIT JWOD & OTHER	TOTAL
CONSTRUCTION	\$134,521,596	\$80,618,587	\$-14,267	\$573,963	\$215,699,880
RESEARCH AND DEVELOPMENT	\$29,393,570	\$311,314,572	\$56,808	\$60,765,319	\$401,530,269
SERVICES	\$192,641,626	\$2,447,507,907	\$16,194,174	\$1,197,880,063	\$3,854,223,771
SUPPLIES & EQUIPMENT	\$623,915,703	\$1,104,848,706	\$0	\$48,865,730	\$1,777,630,138

TEXAS

Population: 20,851,820

Total Actions: 135,663

Per Capita Procurement: \$1,312.97

Total Dollars: \$27,377,813,889

Rank Per Capita: 16

Rank Per Capita - Last Year: 15

TOP FIVE COUNTIES					
NAME OF COUNTIES	CIVILIAN AGENCIES		DEPT OF DEFENSE		TOTAL
	SMALL DISADVANTAGED	OTHER	SMALL DISADVANTAGED	OTHER	
Denton	\$40,641,288	\$253,038,966	\$14,390,933	\$6,499,627,682	\$6,807,698,869
Fort Bend	\$113,637,501	\$3,565,081,596	\$16,604,820	\$590,152,134	\$4,285,476,051
Bexar	\$69,586,875	\$341,769,036	\$299,924,417	\$2,080,816,748	\$2,792,097,075
Collin	\$12,473,420	\$424,432,362	\$7,167,969	\$1,542,678,275	\$1,986,752,027
Dallas	\$16,185,610	\$93,281,029	\$15,427,238	\$1,188,968,624	\$1,313,862,501

TOP FIVE DEPARTMENTS WITH PLACE OF PERFORMANCE IN THIS STATE	TOTAL
DEPT OF DEFENSE (9700)	\$20,626,044,656
NATIONAL AERONAUTICS AND SPACE ADMINISTRATION (8000)	\$3,450,473,601
HOMELAND SECURITY, DEPARTMENT OF (7000)	\$656,318,660
GENERAL SERVICES ADMINISTRATION (4700)	\$585,535,663
ENERGY, DEPARTMENT OF (8900)	\$527,259,155

TOP FIVE CONTRACTING OFFICES LOCATED IN THIS STATE	TOTAL
NAVAL AIR SYSTEMS COMMAND (N00019)	\$4,785,372,989
JOHNSON SPACE CENTER (JSC00)	\$3,339,474,967
DEFENSE ENERGY SUPPORT CENTER (SP0600)	\$2,346,320,017
FA8611 ASC JFK (FA8611)	\$1,550,552,785
SR W4GG HQ US ARMY TACOM (W56HZV)	\$1,344,754,706

TYPE OF PRODUCT OR SERVICE	SMALL BUSINESS	OTHER THAN SMALL BUSINESS	STATE LOCAL & TRIBAL GOV'T	NON-PROFIT JWOD & OTHER	TOTAL
CONSTRUCTION	\$468,497,208	\$637,846,654	\$252,180	\$8,466,252	\$1,115,062,294
RESEARCH AND DEVELOPMENT	\$224,815,052	\$4,952,149,209	\$56,715	\$153,050,317	\$5,330,071,293
SERVICES	\$1,683,192,534	\$6,328,757,275	\$38,728,885	\$212,495,301	\$8,263,173,995
SUPPLIES & EQUIPMENT	\$1,986,723,101	\$8,751,752,938	\$139,526	\$474,820,966	\$11,213,436,532

UTAH

Population: 2,233,169

Total Actions: 13,954

Per Capita Procurement: \$1,279.64

Total Dollars: \$2,857,656,524

Rank Per Capita: 17

Rank Per Capita - Last Year: 20

TOP FIVE COUNTIES					
NAME OF COUNTIES	CIVILIAN AGENCIES		DEPT OF DEFENSE		TOTAL
	SMALL DISADVANTAGED	OTHER	SMALL DISADVANTAGED	OTHER	
Davis	\$1,745,558	\$71,459,273	\$75,102,547	\$1,200,065,857	\$1,348,373,235
Salt Lake	\$7,894,872	\$111,964,792	\$15,775,757	\$457,824,384	\$593,459,805
Box Elder	\$246,540	\$386,801,867	\$97,500	\$44,028,769	\$431,174,676
Tooele	\$7,270	\$693,889	\$18,935,673	\$161,120,154	\$180,756,986
Weber	\$1,488,795	\$33,521,938	\$20,103,256	\$91,845,776	\$146,959,765

TOP FIVE DEPARTMENTS WITH PLACE OF PERFORMANCE IN THIS STATE	TOTAL
DEPT OF DEFENSE (9700)	\$2,164,945,041
NATIONAL AERONAUTICS AND SPACE ADMINISTRATION (8000)	\$391,277,280
INTERIOR, DEPARTMENT OF THE (1400)	\$62,048,247
GENERAL SERVICES ADMINISTRATION (4700)	\$53,178,660
LABOR, DEPARTMENT OF (1600)	\$45,278,496

TOP FIVE CONTRACTING OFFICES LOCATED IN THIS STATE	TOTAL
FA8214 526 ICBMSW PKE (FA8214)	\$837,510,580
MARSHALL SPACE FLIGHT CENTER (MSFC0)	\$385,139,726
FA8201 75 CONS PK (FA8201)	\$251,130,449
DEFENSE ENERGY SUPPORT CENTER (SP0600)	\$148,922,441
SR W0K8 USA ROCK ISL ARSENAL (W52P1J)	\$114,326,518

TYPE OF PRODUCT OR SERVICE	SMALL BUSINESS	OTHER THAN SMALL BUSINESS	STATE LOCAL & TRIBAL GOV'T	NON-PROFIT JWOD & OTHER	TOTAL
CONSTRUCTION	\$105,677,052	\$31,314,592	\$4,201,275	\$10,988	\$141,203,907
RESEARCH AND DEVELOPMENT	\$25,351,381	\$82,320,369	\$32,837	\$23,448,479	\$131,153,066
SERVICES	\$309,561,325	\$927,872,100	\$857,906	\$19,753,877	\$1,258,045,208
SUPPLIES & EQUIPMENT	\$250,636,853	\$761,839,936	\$297,033	\$266,925	\$1,013,040,747

VERMONT

Population: 608,827

Total Actions: 3,713

Per Capita Procurement: \$774.41

Total Dollars: \$471,482,182

Rank Per Capita: 32

Rank Per Capita - Last Year: 21

TOP FIVE COUNTIES					
NAME OF COUNTIES	CIVILIAN AGENCIES		DEPT OF DEFENSE		TOTAL
	SMALL DISADVANTAGED	OTHER	SMALL DISADVANTAGED	OTHER	
Chittenden	\$2,265,300	\$25,392,075	\$560,522	\$343,515,327	\$371,733,224
Addison	\$735,955	\$2,568,943	\$0	\$23,815,721	\$27,120,619
Windsor	\$276,375	\$8,477,422	\$16,973	\$15,188,837	\$23,959,607
Franklin	\$5,540	\$10,891,722	\$0	\$504,982	\$11,402,244
Washington	\$0	\$7,591,773	\$6,407	\$2,756,857	\$10,355,037

TOP FIVE DEPARTMENTS WITH PLACE OF PERFORMANCE IN THIS STATE	TOTAL
DEPT OF DEFENSE (9700)	\$403,250,174
GENERAL SERVICES ADMINISTRATION (4700)	\$22,774,153
HOMELAND SECURITY, DEPARTMENT OF (7000)	\$18,267,352
VETERANS AFFAIRS, DEPARTMENT OF (3600)	\$11,638,655
INTERIOR, DEPARTMENT OF THE (1400)	\$4,498,352

TOP FIVE CONTRACTING OFFICES LOCATED IN THIS STATE	TOTAL
XR W4GG TACOM PICATINNY (W15QKN)	\$166,913,796
XRAW7N4 USPFO ACTIVITY VT ARNG (W912LN)	\$44,647,693
SR W0K8 USA ROCK ISL ARSENAL (W52P1J)	\$29,999,988
NAVAL SEA SYSTEMS COMMAND (N00024)	\$23,249,294
PR W4GG TACOM ROCK ISLAND (W52H09)	\$21,711,245

TYPE OF PRODUCT OR SERVICE	SMALL BUSINESS	OTHER THAN SMALL BUSINESS	STATE LOCAL & TRIBAL GOV'T	NON-PROFIT JWOD & OTHER	TOTAL
CONSTRUCTION	\$44,365,223	\$3,997,741	\$0	\$736,831	\$49,099,795
RESEARCH AND DEVELOPMENT	\$25,105,063	\$73,137,405	\$0	\$658,093	\$98,900,561
SERVICES	\$20,937,233	\$27,827,514	\$3,197,299	\$1,502,726	\$53,464,772
SUPPLIES & EQUIPMENT	\$38,059,675	\$231,301,530	\$4,428	\$495,428	\$269,861,062

VIRGINIA

Population: 7,078,515

Total Actions: 187,341

Per Capita Procurement: \$5,264.45

Total Dollars: \$37,264,515,876

Rank Per Capita: 2

Rank Per Capita - Last Year: 2

TOP FIVE COUNTIES					
NAME OF COUNTIES	CIVILIAN AGENCIES		DEPT OF DEFENSE		TOTAL
	SMALL DISADVANTAGED	OTHER	SMALL DISADVANTAGED	OTHER	
Fairfax	\$346,288,116	\$3,222,133,662	\$639,844,139	\$7,463,384,267	\$11,671,650,183
Arlington	\$205,758,378	\$2,258,624,820	\$291,863,982	\$2,504,278,384	\$5,260,525,564
Alexandria (city)	\$123,254,716	\$725,846,903	\$85,347,966	\$1,976,272,938	\$2,910,722,523
Fairfax (city)	\$122,454,607	\$847,969,339	\$61,330,987	\$1,434,968,426	\$2,466,723,358
Falls Church (city)	\$13,343,554	\$530,797,497	\$149,353,302	\$1,758,427,991	\$2,451,922,344

TOP FIVE DEPARTMENTS WITH PLACE OF PERFORMANCE IN THIS STATE	TOTAL
DEPT OF DEFENSE (9700)	\$26,648,112,580
GENERAL SERVICES ADMINISTRATION (4700)	\$2,636,003,424
HOMELAND SECURITY, DEPARTMENT OF (7000)	\$2,088,877,546
INTERIOR, DEPARTMENT OF THE (1400)	\$979,457,033
ENERGY, DEPARTMENT OF (8900)	\$624,616,556

TOP FIVE CONTRACTING OFFICES LOCATED IN THIS STATE	TOTAL
DITCO DT32 (HC1013)	\$2,220,974,334
NAVAL SEA SYSTEMS COMMAND (N00024)	\$1,940,694,908
XR W4GV USA HQ COMM ELECT CMD (W15P7T)	\$1,361,032,550
XR W2TZ DEF CONTRACTING CMD WA (W74V8H)	\$1,117,974,987
FA4428 HQ AMC DOKR (FA4428)	\$986,386,810

TYPE OF PRODUCT OR SERVICE	SMALL BUSINESS	OTHER THAN SMALL BUSINESS	STATE LOCAL & TRIBAL GOV'T	NON-PROFIT JWOD & OTHER	TOTAL
CONSTRUCTION	\$439,343,566	\$683,151,362	\$12,514	\$277,055	\$1,122,784,497
RESEARCH AND DEVELOPMENT	\$964,225,766	\$2,534,599,085	\$35,028	\$535,263,249	\$4,034,123,128
SERVICES	\$6,806,917,108	\$16,142,800,793	\$17,104,443	\$655,153,271	\$23,621,975,615
SUPPLIES & EQUIPMENT	\$2,775,476,857	\$5,386,391,106	\$955,725	\$55,477,051	\$8,218,300,738

WASHINGTON

Population: 5,894,121

Total Actions: 54,330

Per Capita Procurement: \$1,352.40

Total Dollars: \$7,971,196,183

Rank Per Capita: 14

Rank Per Capita - Last Year: 16

TOP FIVE COUNTIES					
NAME OF COUNTIES	CIVILIAN AGENCIES		DEPT OF DEFENSE		TOTAL
	SMALL DISADVANTAGED	OTHER	SMALL DISADVANTAGED	OTHER	
Benton	\$7,393,107	\$2,693,321,051	\$214,419	\$10,097,866	\$2,711,026,443
King	\$40,022,839	\$408,228,475	\$28,881,757	\$2,148,408,078	\$2,625,541,149
Pierce	\$5,652,657	\$64,481,645	\$136,912,604	\$464,908,892	\$671,955,798
Kitsap	\$6,976,629	\$74,497,551	\$51,982,826	\$526,018,325	\$659,475,331
Whatcom	\$849,185	\$18,818,042	\$692,785	\$605,461,179	\$625,821,190

TOP FIVE DEPARTMENTS WITH PLACE OF PERFORMANCE IN THIS STATE	TOTAL
DEPT OF DEFENSE (9700)	\$4,403,673,801
ENERGY, DEPARTMENT OF (8900)	\$2,680,693,382
HOMELAND SECURITY, DEPARTMENT OF (7000)	\$188,566,437
GENERAL SERVICES ADMINISTRATION (4700)	\$180,760,410
VETERANS AFFAIRS, DEPARTMENT OF (3600)	\$91,318,080

TOP FIVE CONTRACTING OFFICES LOCATED IN THIS STATE	TOTAL
OFFICE OF RIVER PROTECTION (00027)	\$1,094,603,232
RICHLAND OPERATIONS OFFICE (00006)	\$961,157,612
DEFENSE ENERGY SUPPORT CENTER (SP0600)	\$758,994,046
OAK RIDGE OFFICE (OFFICE OF SCIENCE) (00005)	\$619,833,744
NAVAL AIR SYSTEMS COMMAND (N00019)	\$502,183,870

TYPE OF PRODUCT OR SERVICE	SMALL BUSINESS	OTHER THAN SMALL BUSINESS	STATE LOCAL & TRIBAL GOV'T	NON-PROFIT JWOD & OTHER	TOTAL
CONSTRUCTION	\$284,061,011	\$887,785,880	\$587,748	\$4,422,377	\$1,176,857,016
RESEARCH AND DEVELOPMENT	\$66,975,958	\$569,715,391	\$14,189	\$672,308,712	\$1,309,014,250
SERVICES	\$484,901,108	\$1,985,287,420	\$32,294,765	\$71,022,664	\$2,573,505,957
SUPPLIES & EQUIPMENT	\$650,774,433	\$2,215,393,950	\$1,571,524	\$11,100,466	\$2,878,840,373

WEST VIRGINIA

Population: 1,808,344

Total Actions: 12,591

Per Capita Procurement: \$536.48

Total Dollars: \$970,148,503

Rank Per Capita: 40

Rank Per Capita - Last Year: 37

TOP FIVE COUNTIES					
NAME OF COUNTIES	CIVILIAN AGENCIES		DEPT OF DEFENSE		TOTAL
	SMALL DISADVANTAGED	OTHER	SMALL DISADVANTAGED	OTHER	
Berkeley	\$34,772,495	\$62,740,799	\$4,434,879	\$77,870,181	\$179,818,354
Monongalia	\$25,525,834	\$89,902,993	\$3,949,775	\$13,581,908	\$132,960,511
Jefferson	\$5,014,091	\$122,737,878	\$-40,646	\$603,764	\$128,315,087
Mineral	\$0	\$11,493,117	\$796,187	\$93,325,083	\$105,614,387
Kanawha	\$470,734	\$18,935,830	\$1,773,197	\$70,064,332	\$91,244,093

TOP FIVE DEPARTMENTS WITH PLACE OF PERFORMANCE IN THIS STATE	TOTAL
DEPT OF DEFENSE (9700)	\$393,598,832
ENERGY, DEPARTMENT OF (8900)	\$98,636,412
TREASURY, DEPARTMENT OF THE (2000)	\$96,201,361
HOMELAND SECURITY, DEPARTMENT OF (7000)	\$81,571,190
VETERANS AFFAIRS, DEPARTMENT OF (3600)	\$70,330,439

TOP FIVE CONTRACTING OFFICES LOCATED IN THIS STATE	TOTAL
NATIONAL ENERGY TECHNOLOGY CENTER (00026)	\$96,501,607
XU W072 ENDIST HUNTINGTON (W91237)	\$95,932,678
XRAW8BS WV USPF0 SPT SEC (W912L8)	\$75,679,387
DEPT OF TREAS/INTERNAL REVENUE SERVICE (RS001)	\$63,804,136
COMMANDING OFFICER U.S. COAST GUARD OPERATIONS SYSTEMS CENTER (000G3)	\$40,294,220

TYPE OF PRODUCT OR SERVICE	SMALL BUSINESS	OTHER THAN SMALL BUSINESS	STATE LOCAL & TRIBAL GOV'T	NON-PROFIT JWOD & OTHER	TOTAL
CONSTRUCTION	\$80,520,813	\$143,771,062	\$0	\$1,003,764	\$225,295,639
RESEARCH AND DEVELOPMENT	\$57,429,129	\$6,922,492	\$11,957	\$9,895,541	\$74,259,119
SERVICES	\$214,550,672	\$191,222,640	\$1,407,328	\$39,325,766	\$446,506,407
SUPPLIES & EQUIPMENT	\$98,660,024	\$106,868,915	\$787,830	\$986,548	\$207,303,317

WISCONSIN

Population: 5,363,675

Total Actions: 65,256

Per Capita Procurement: \$618.78

Total Dollars: \$3,318,916,301

Rank Per Capita: 37

Rank Per Capita - Last Year: 43

TOP FIVE COUNTIES					
NAME OF COUNTIES	CIVILIAN AGENCIES		DEPT OF DEFENSE		TOTAL
	SMALL DISADVANTAGED	OTHER	SMALL DISADVANTAGED	OTHER	
Winnebago	\$0	\$1,102,233	\$101,498	\$1,463,970,951	\$1,465,174,682
Milwaukee	\$3,457,204	\$98,266,377	\$2,253,584	\$144,037,925	\$248,015,089
Dane	\$2,908,466	\$87,310,750	\$3,004,517	\$130,937,263	\$224,160,995
Ozaukee	\$0	\$137,306,307	\$9,086	\$25,655,385	\$162,970,778
Rock	\$0	\$12,991,833	\$40,855	\$144,293,513	\$157,326,201

TOP FIVE DEPARTMENTS WITH PLACE OF PERFORMANCE IN THIS STATE	TOTAL
DEPT OF DEFENSE (9700)	\$2,561,123,256
VETERANS AFFAIRS, DEPARTMENT OF (3600)	\$233,078,419
AGRICULTURE, DEPARTMENT OF (1200)	\$114,342,696
HEALTH AND HUMAN SERVICES, DEPARTMENT OF (7500)	\$108,483,789
JUSTICE, DEPARTMENT OF (1500)	\$92,109,206

TOP FIVE CONTRACTING OFFICES LOCATED IN THIS STATE	TOTAL
SR W4GG HQ US ARMY TACOM (W56HZV)	\$956,061,535
COMMANDING GENERAL (M67854)	\$490,169,427
(HDEC01)	\$173,250,342
DEPT OF VETERANS AFFAIRS (00797)	\$137,144,240
SR W0K8 USA ROCK ISL ARSENAL (W52P1J)	\$110,708,527

TYPE OF PRODUCT OR SERVICE	SMALL BUSINESS	OTHER THAN SMALL BUSINESS	STATE LOCAL & TRIBAL GOV'T	NON-PROFIT JWOD & OTHER	TOTAL
CONSTRUCTION	\$74,098,829	\$24,005,319	\$2,756	\$60,952	\$98,167,855
RESEARCH AND DEVELOPMENT	\$22,706,385	\$243,461,668	\$46,440	\$43,182,513	\$309,397,006
SERVICES	\$160,079,392	\$240,086,727	\$6,323,730	\$18,926,676	\$425,416,526
SUPPLIES & EQUIPMENT	\$480,145,518	\$1,972,361,029	\$77,319	\$16,228,919	\$2,468,812,784

WYOMING

Population: 493,782

Total Actions: 3,459

Per Capita Procurement: \$563.75

Total Dollars: \$278,368,430

Rank Per Capita: 38

Rank Per Capita - Last Year: 40

TOP FIVE COUNTIES					
NAME OF COUNTIES	CIVILIAN AGENCIES		DEPT OF DEFENSE		TOTAL
	SMALL DISADVANTAGED	OTHER	SMALL DISADVANTAGED	OTHER	
Laramie	\$4,724,401	\$15,325,492	\$45,144,253	\$64,543,898	\$129,738,044
Carbon	\$171,146	\$3,178,471	\$0	\$41,361,865	\$44,711,482
Weston	\$0	\$239,738	\$0	\$27,597,240	\$27,836,978
Fremont	\$13,250,166	\$7,458,937	\$0	\$1,195,272	\$21,904,375
Park	\$2,203,713	\$7,958,816	\$0	\$214,920	\$10,377,449

TOP FIVE DEPARTMENTS WITH PLACE OF PERFORMANCE IN THIS STATE	TOTAL
DEPT OF DEFENSE (9700)	\$184,383,299
TRANSPORTATION, DEPARTMENT OF (6900)	\$21,052,204
INTERIOR, DEPARTMENT OF THE (1400)	\$20,148,489
VETERANS AFFAIRS, DEPARTMENT OF (3600)	\$19,395,293
AGRICULTURE, DEPARTMENT OF (1200)	\$9,422,218

TOP FIVE CONTRACTING OFFICES LOCATED IN THIS STATE	TOTAL
DEFENSE ENERGY SUPPORT CENTER (SP0600)	\$69,896,497
FA8903 311 HSW PKV (FA8903)	\$48,551,754
FA4613 90 CONS LGC (FA4613)	\$35,953,926
DEPT OF TRANS/FEDERAL HIGHWAY ADMIN (00068)	\$13,028,761
FA8773 EIG PK (FA8773)	\$12,516,663

TYPE OF PRODUCT OR SERVICE	SMALL BUSINESS	OTHER THAN SMALL BUSINESS	STATE LOCAL & TRIBAL GOV'T	NON-PROFIT JWOD & OTHER	TOTAL
CONSTRUCTION	\$56,469,707	\$17,307,292	\$24,224	\$20,000	\$73,821,222
RESEARCH AND DEVELOPMENT	\$1,110,536	\$3,143,239	\$46,428	\$278,130	\$4,578,333
SERVICES	\$44,726,108	\$43,257,971	\$5,124,788	\$5,289,807	\$98,398,673
SUPPLIES & EQUIPMENT	\$48,667,557	\$50,903,771	\$27,058	\$861,506	\$100,459,892

Appendix: Geographic Views

Federal Procurement by State Summary

This report displays five columns for each state with the U.S. and outlying areas: the total dollars obligated for each state, percent of total dollars obligated in each state as a percent of the total federal dollars reported, rank based on the total dollars obligated for each state and U.S. outlying areas, rank per capita for the previous fiscal year and the current rank per capita for each of the states.

The U.S. outlying areas include: American Samoa, Federated States of Micronesia, Guam, Marshall Islands, Northern Mariana Islands, Palau, Puerto Rico, U.S. Minor Outlying Islands, and the U.S. Virgin Islands

Rank Per Capita is calculated by dividing the total dollars obligated for a state by the population for that state. The population data for each state is taken from the latest available census data.

This report is limited to awards (Delivery/Task Order, Purchase Order, Definitive Contract, and BPA Call) in final status. NASA-specific awards such as Intragovernmental, Cooperative Agreement, Grant for Research, Funded Space Act Agreement, and Training Grant are not included in the report. Indefinite Delivery Vehicle Awards (IDVs) are not included in this report, but Delivery Orders and BPA Calls placed against IDVs are included.

Top 10 States by Procurement Dollars for Last 5 Fiscal Years

This report displays the total dollars obligated for each of the ten states with the highest number of procurement dollars for fiscal years 2001 to 2005.

This report is limited to awards (Delivery/Task Order, Purchase Order, Definitive Contract, and BPA Call) in final status. NASA-specific awards such as Intragovernmental, Cooperative Agreement, Grant for Research, Funded Space Act Agreement, and Training Grant are not included in the report. Indefinite Delivery Vehicle Awards (IDVs) are not included in this report, but Delivery Orders and BPA Calls placed against IDVs are included.

Federal Procurement Dollars by State

This sectioned report provides dollars obligated for the top five counties, top five departments and top five contracting offices for each state determined by dollars obligated during the fiscal year 2005. The report also displays the dollars obligated for selected Product and Service Code (PSC) categories.

Section 1

- Population - The current population of the state is being taken from the latest census data.
- Total Procurement by Place of Performance – Total Procurement with Place of Performance in the state.
- Per Capita Procurement - Total Procurement for the state divided by the population for the state.
- Rank Per Capita - Rank for each of the states based on the value for Per Capita Procurement.

- Last Year Rank per Capita - Rank for each of the states based total obligated dollars for the state last year divided by the population for the state.

Section 2

- The report displays the total obligated dollars for Department of Defense and Civilian Agencies separately for the top five counties performing in the state based on the reported Place of Performance. For each categorization, Department of Defense and Civilian Agency, the procurement dollars is divided based on:
 - Small Disadvantaged – Awards with Small Disadvantage Business or 8(a) certified companies minus award with both Small Disadvantage Business and 8(a) certified companies.
 - Other – Total dollars obligated minus total Small Disadvantaged Business.

Section 3

- Displays the top five Departments by dollars obligated for work performed in the state based on the reported Place of Performance.

Section 4

- Displays the top five Contracting Offices by dollars obligated for contracting offices located in the state.

Section 5

The report displays the total dollars obligated for each category. PSC Code Row Category Definitions:

- Construction (Product or Service Code begins with “Y” or “Z.”)
- Research and Development (Product or Service Code begins with “A.”)
- Supplies and Equipment (Product or Service Code starting with “E” or “1” through “9.”)
- Services (Product or Service Code starting with “B” through Product or service codes starting with “X” excluding Product or Service codes starting with “E”)
- Column Definitions:
 - *Small Business* (Awards whose Contracting Business Size Determination is “Small Business” which excludes Large Businesses, State Governments, Local Governments, Tribal Governments, Non-profit organizations, JWOD, Minority Institutions, and Educational Institutions).
 - *Other than Small Business* (Awards whose Contracting Business Size Determination is “Other than Small Business,” excluding State Governments, Local Governments, Tribal Governments, Non-profit organizations, JWOD, Minority Institutions, and Educational Institutions) This category is as close as FPDS comes to a “Large Business” category.
 - *State, Local & Tribal Government* (Awards to State Governments, Local Governments, or Tribal Governments).
 - *Non-Profit, JWOD & Other* (Awards to non-profit organizations, JWOD, Minority Institutions, and Educational Institutions).