

# 2005

## Pantex Plant Annual Illness and Injury Surveillance Report



**Pantex Plant**  
**2005 Illness and Injury Surveillance Report**

Questions or comments about this report or the Illness and Injury Surveillance Program (IISP) may be directed to:

E-mail:

Dr. Cliff Strader at [cliff.strader@hq.doe.gov](mailto:cliff.strader@hq.doe.gov)  
or Dr. Bonnie Richter at [bonnie.richter@hq.doe.gov](mailto:bonnie.richter@hq.doe.gov)

or direct letters to:

Mail Stop HS-13 / 270CC  
U.S. Department of Energy  
1000 Independence Avenue, S.W.  
Washington, DC 20585-0270

Additional information about the Department of Energy's Office of Illness and Injury Prevention Programs, the IISP, and annual reports for DOE sites participating in this program can be found at:

**<http://www.hss.energy.gov/healthsafety/WSHP/epi/surv/>**



**The Pantex Plant Work Force – 2005**

The Work Force by Gender and Age ..... 1

The Work Force by Gender and Job Category ..... 1

**Number and Length of Absences**

Absence Rate by Gender and Age ..... 2

Number of Days Absent by Gender and Age ..... 2

Absence Rate by Job Category and Gender ..... 3

Average Duration of Absence by Job Category and Gender ..... 3

**Diagnostic Categories**

Number of Diagnoses and Lost Calendar Days by Diagnostic Category (Categorized by ICD-9-CM) and Gender ..... 4

Common Diagnoses Among Female Workers in 2005 ..... 5

Common Diagnoses Among Male Workers in 2005 ..... 6

Number of Most Frequently Reported Diagnoses by Job Category and Gender ..... 7

**Rates of Disease Occurrence**

Rates for All Illnesses and Injuries Combined by Job Category, Gender, and Age ..... 8

Rates for Selected Diagnostic Categories by Job Category, Gender, and Age ..... 8

**Time Trends**

Age-Adjusted Rates for All Diagnoses Combined Among Women and Men from 2003 to 2005 ..... 10

Age-Adjusted Rates for Selected Diagnostic Categories Among Women and Men from 2003 to 2005 ..... 11

Age-Adjusted Rates for All Diagnoses Combined Among Women and Men by Job Category from 2003 to 2005 ..... 12

**Sentinel Health Events for Occupations (SHEOs)**

Characteristics of SHEOs by Gender ..... 13

**Occupational Safety and Health Administration (OSHA)-Recordable Events**

OSHA-Recordable Events by Gender and Age ..... 13

OSHA-Recordable Events by Job Category and Gender ..... 14

**Diagnostic and Accident Categories for OSHA-Recordable Events**

OSHA-Recordable Diagnoses by Diagnostic Category and Gender ..... 15

OSHA-Recordable Accidents by Type and Gender ..... 15

**Rates of OSHA-Recordable Events**

OSHA-Recordable Rates by Age and Job Categories Among Women, All Diagnoses Combined ..... 16

OSHA-Recordable Rates by Age and Job Categories Among Men, All Diagnoses Combined ..... 16

**Time Trends for OSHA-Recordable Events**

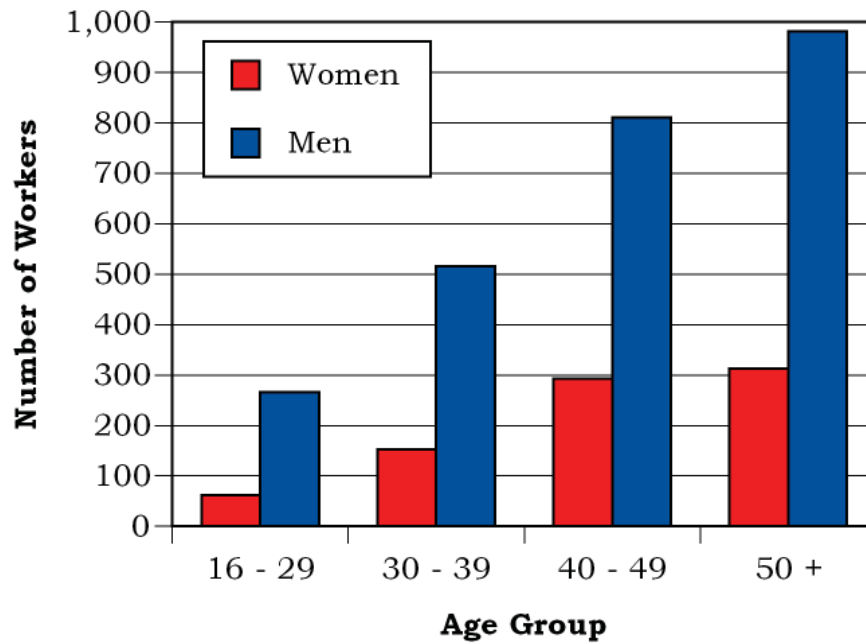
Age-Adjusted Rates for All OSHA-Recordable Diagnoses Combined Among Women and Men by Job Category from 2003 to 2005... 17

**Appendices**

Appendices A-W ..... 19

**The Pantex Plant Work Force - 2005**

**Figure 1. The Work Force by Gender and Age**



**Figure 2. The Work Force by Gender and Job Category**

| Job Category           | Women       | Men           |
|------------------------|-------------|---------------|
| Professional           | 221<br>27%  | 813<br>32%    |
| Administrative Support | 351<br>43%  | 271<br>11%    |
| Technical Support      | 44<br>5%    | 162<br>6%     |
| Service                | 45<br>5%    | 165<br>6%     |
| Security and Fire      | 73<br>9%    | 646<br>25%    |
| Crafts                 | 4<br>1%     | 192<br>7%     |
| Line Operators         | 83<br>10%   | 326<br>13%    |
| Total                  | 821<br>100% | 2,575<br>100% |

Number and Length of Absences

Figure 3. Absence Rate by Gender and Age

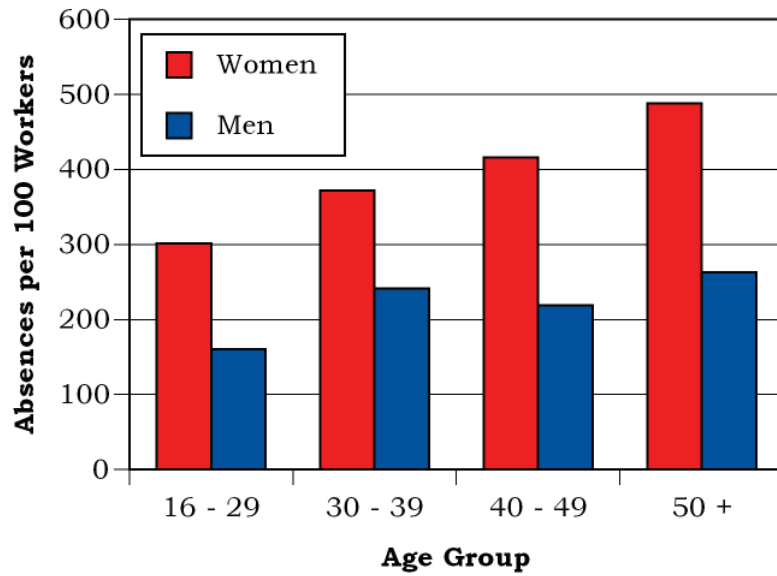
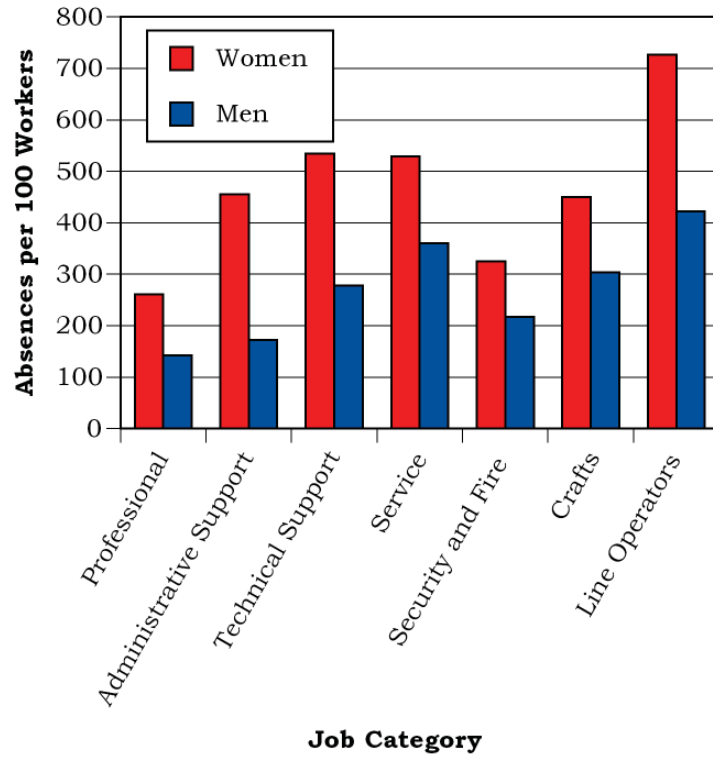


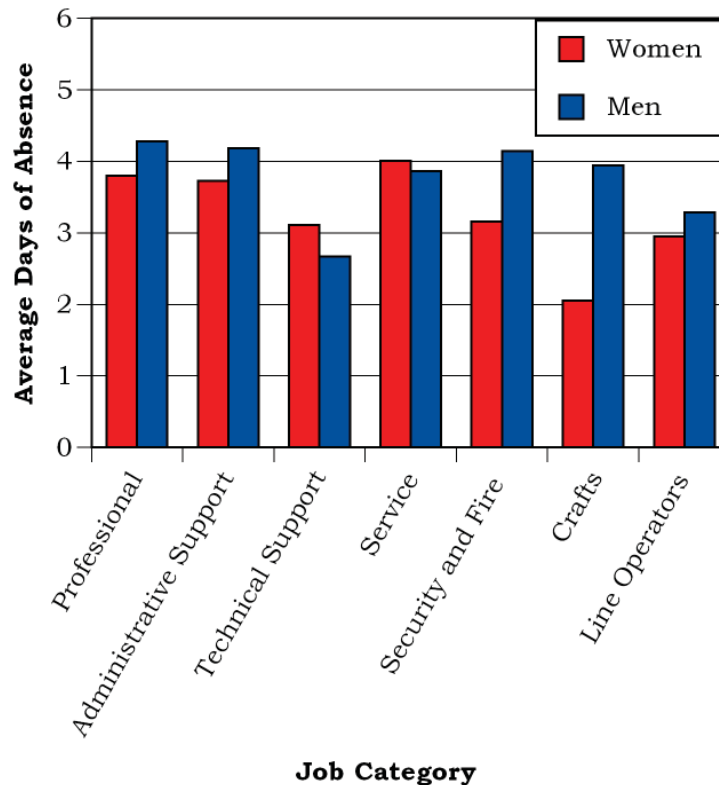
Figure 4. Number of Days Absent by Gender and Age

| Gender | Age          | Number of Absences | Number of Days Absent |          |
|--------|--------------|--------------------|-----------------------|----------|
|        |              |                    | Total                 | Average  |
| Women  | 16-29        | 187                | 536                   | 3        |
|        | 30-39        | 569                | 1,513                 | 3        |
|        | 40-49        | 1,220              | 4,272                 | 4        |
|        | 50+          | 1,529              | 6,083                 | 4        |
|        | <b>Total</b> | <b>3,505</b>       | <b>12,404</b>         | <b>4</b> |
| Men    | 16-29        | 427                | 1,022                 | 2        |
|        | 30-39        | 1,244              | 3,871                 | 3        |
|        | 40-49        | 1,777              | 6,272                 | 4        |
|        | 50+          | 2,585              | 11,893                | 5        |
|        | <b>Total</b> | <b>6,033</b>       | <b>23,058</b>         | <b>4</b> |

**Figure 5. Absence Rate by Job Category and Gender**



**Figure 6. Average Duration of Absence by Job Category and Gender**



**Diagnostic Categories**

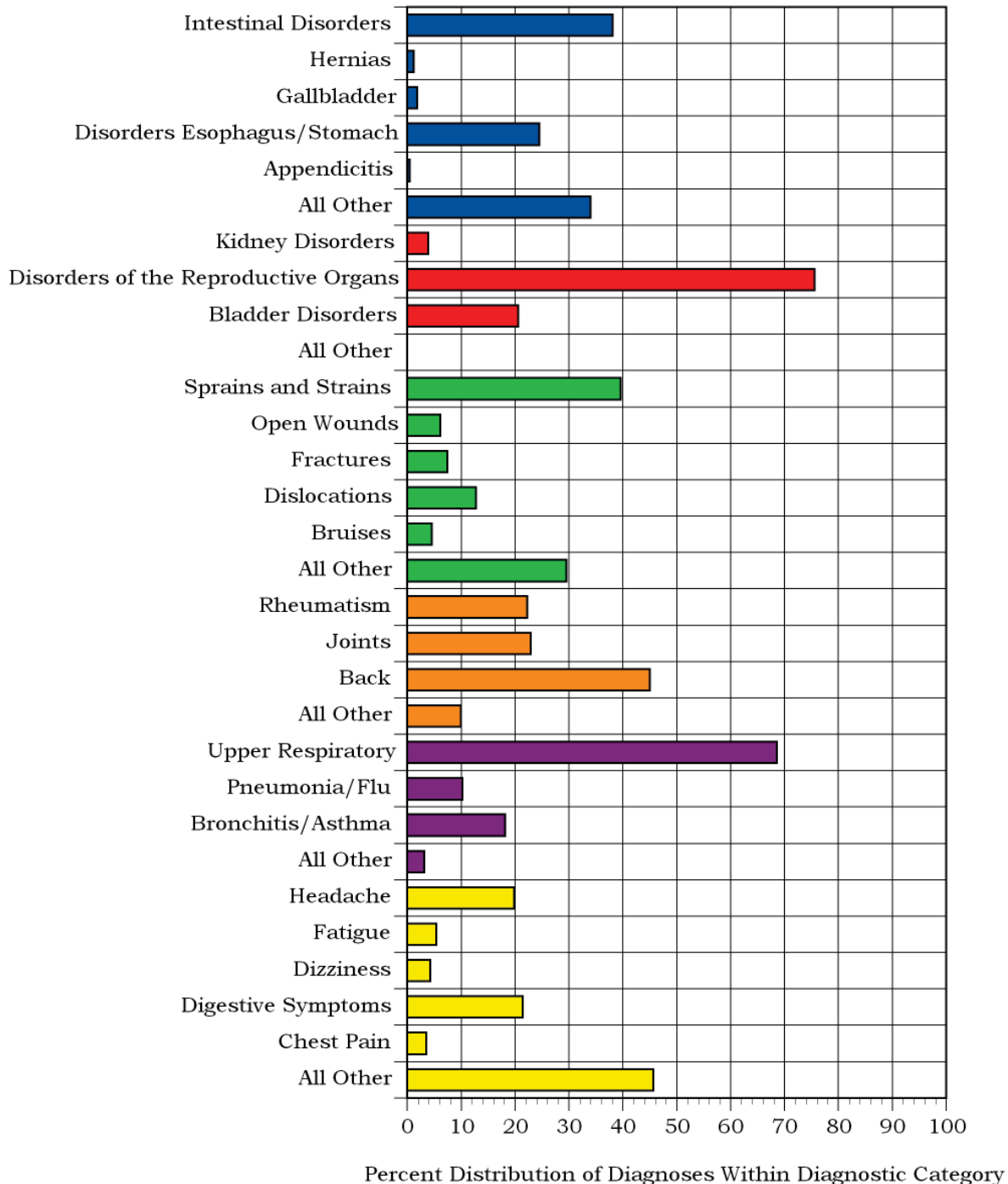
**Figure 7. Number of Diagnoses and Lost Calendar Days by Diagnostic Category (Categorized by ICD-9-CM) and Gender**

| Diagnostic Category      | Women               |                              | Men                 |                              |
|--------------------------|---------------------|------------------------------|---------------------|------------------------------|
|                          | Number of Diagnoses | Number of Lost Calendar Days | Number of Diagnoses | Number of Lost Calendar Days |
| Benign Growths           | 33                  | 194                          | 74                  | 474                          |
| Blood                    | 33                  | 282                          | 29                  | 67                           |
| Cancer                   | 67                  | 495                          | 99                  | 749                          |
| Digestive                | 433                 | 1,301                        | 783                 | 2,758                        |
| Endocrine/Metabolic      | 209                 | 978                          | 483                 | 1,269                        |
| Existing Birth Condition | 14                  | 108                          | 16                  | 134                          |
| Genitourinary            | 258                 | 1,263                        | 233                 | 1,143                        |
| Heart/Circulatory        | 159                 | 645                          | 640                 | 2,592                        |
| Infections/Parasites     | 127                 | 550                          | 251                 | 1,019                        |
| Injury                   | 376                 | 2,139                        | 827                 | 5,124                        |
| Miscarriage              | 7                   | 21                           | NA                  | NA                           |
| Musculoskeletal          | 1,503               | 4,069                        | 2,316               | 8,632                        |
| Nervous System           | 641                 | 1,570                        | 604                 | 1,839                        |
| Psychological            | 117                 | 666                          | 134                 | 660                          |
| Respiratory              | 1,031               | 2,745                        | 1,880               | 4,208                        |
| Skin                     | 102                 | 608                          | 217                 | 695                          |
| Unspecified Symptoms     | 854                 | 2,225                        | 1,306               | 3,875                        |

Note: Lost calendar days for each absence are counted more than once when multiple diagnoses occur in different diagnostic categories for the same absence.

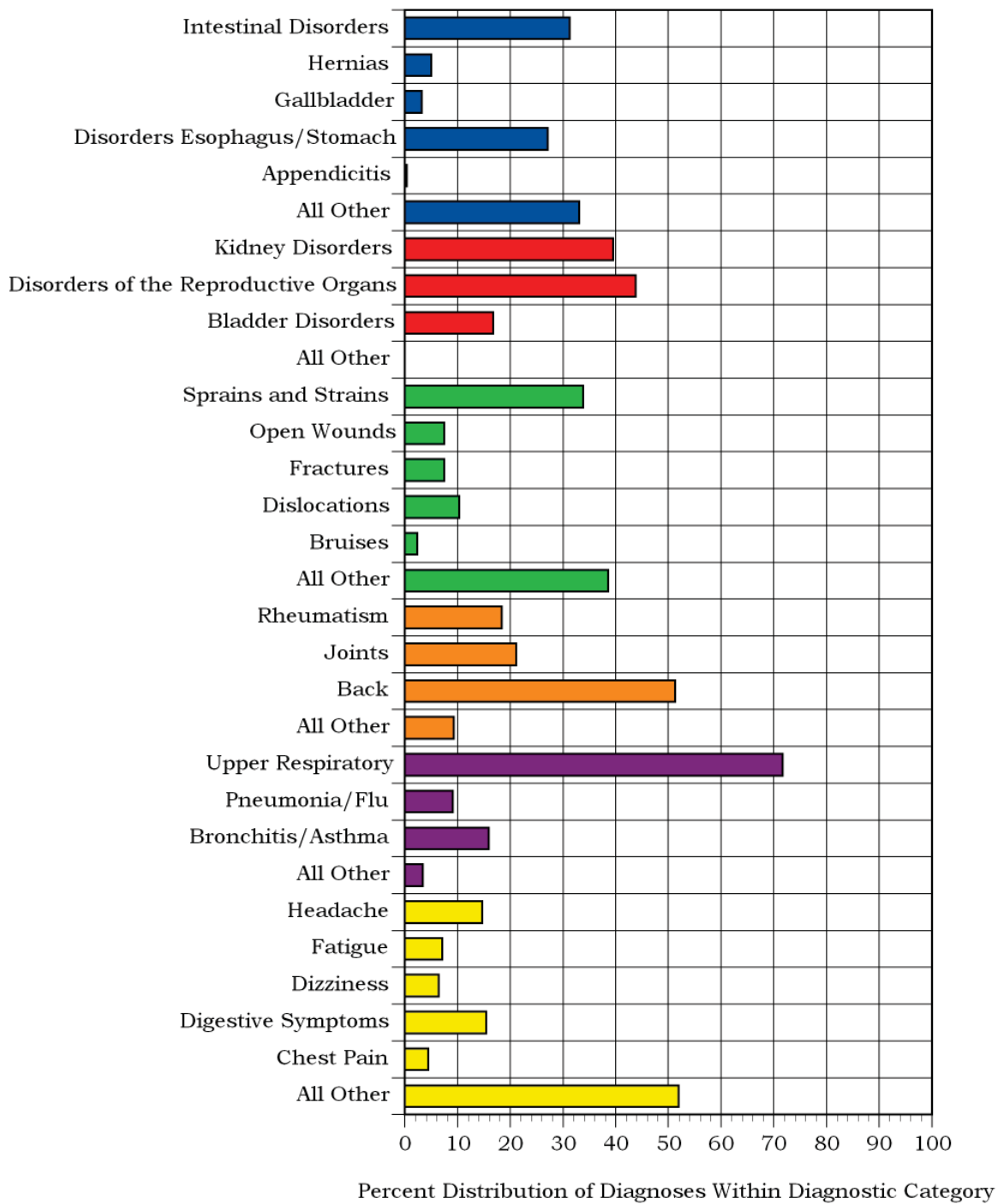


**Figure 8. Common Diagnoses Among Female Workers in 2005**





**Figure 9. Common Diagnoses Among Male Workers in 2005**



**Figure 10. Number of Most Frequently Reported Diagnoses by Job Category and Gender**

| <b>Job Category</b>    | <b>Men</b>           |     | <b>Women</b>         |     |
|------------------------|----------------------|-----|----------------------|-----|
| Professional           | Unspecified Symptoms | 544 | Musculoskeletal      | 281 |
|                        | Respiratory          | 362 | Respiratory          | 169 |
|                        | Musculoskeletal      | 331 | Unspecified Symptoms | 156 |
| Administrative Support | Musculoskeletal      | 154 | Musculoskeletal      | 582 |
|                        | Respiratory          | 149 | Respiratory          | 527 |
|                        | Unspecified Symptoms | 85  | Unspecified Symptoms | 429 |
| Technical Support      | Respiratory          | 148 | Musculoskeletal      | 118 |
|                        | Musculoskeletal      | 128 | Respiratory          | 46  |
|                        | Unspecified Symptoms | 63  | Unspecified Symptoms | 42  |
| Service                | Respiratory          | 214 | Musculoskeletal      | 103 |
|                        | Musculoskeletal      | 164 | Unspecified Symptoms | 53  |
|                        | Heart/Circulatory    | 112 | Respiratory          | 49  |
| Security and Fire      | Musculoskeletal      | 708 | Musculoskeletal      | 114 |
|                        | Respiratory          | 461 | Respiratory          | 63  |
|                        | Unspecified Symptoms | 228 | Unspecified Symptoms | 56  |
| Crafts                 | Musculoskeletal      | 216 | Musculoskeletal      | 10  |
|                        | Respiratory          | 150 | Respiratory          | 7   |
|                        | Heart/Circulatory    | 80  | Digestive            | 2   |
|                        |                      |     | Genitourinary        | 2   |
| Line Operators         | Musculoskeletal      | 615 | Musculoskeletal      | 295 |
|                        | Respiratory          | 396 | Respiratory          | 170 |
|                        | Unspecified Symptoms | 208 | Unspecified Symptoms | 117 |

Rates of Disease Occurrence

Figure 11. Rates for All Illnesses and Injuries Combined by Job Category, Gender, and Age

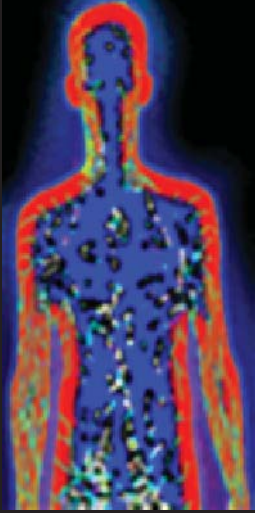
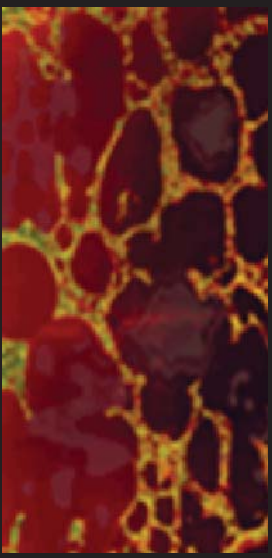
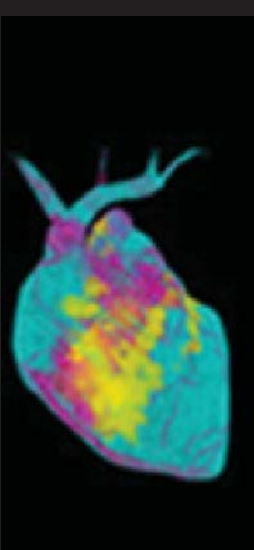

| All Illnesses & Injuries Combined   | Rate per 1,000         |     |       |        |
|---|------------------------|-----|-------|--------|
|   | Job Category           | Age | Men   | Women  |
|  | Professional           | <50 | 1,602 | 3,920  |
|   |                        | 50+ | 4,090 | 6,211  |
|   | Administrative Support | <50 | 2,404 | 7,090  |
|   |                        | 50+ | 3,022 | 8,779  |
|   | Technical Support      | <50 | 4,633 | 8,036  |
|   |                        | 50+ | 3,928 | 9,750  |
|   | Service                | <50 | 6,313 | 8,130  |
|   |                        | 50+ | 6,415 | 8,045  |
|   | Security and Fire      | <50 | 3,236 | 5,453  |
|   |                        | 50+ | 4,056 | 4,111  |
|   | Crafts                 | <50 | 4,421 | 11,500 |
|   |                        | 50+ | 4,948 | 1,500  |
|   | Line Operators         | <50 | 6,043 | 10,189 |
|   |                        | 50+ | 7,696 | 15,800 |

Figure 12. Rates for Selected Diagnostic Categories by Job Category, Gender, and Age


| Cancer  | Rate per 1,000         |     |     |       |
|---|------------------------|-----|-----|-------|
|   | Job Category           | Age | Men | Women |
|  | Professional           | <50 | 2   | 53    |
|   |                        | 50+ | 84  | 225   |
|   | Administrative Support | <50 | 22  | 101   |
|   |                        | 50+ | 133 | 49    |
|   | Technical Support      | <50 | 0   | 0     |
|   |                        | 50+ | 48  | 0     |
|   | Service                | <50 | 60  | 391   |
|   |                        | 50+ | 122 | 45    |
|   | Security and Fire      | <50 | 15  | 31    |
|   |                        | 50+ | 40  | 0     |
|   | Crafts                 | <50 | 0   | 0     |
|   |                        | 50+ | 52  | 0     |
|   | Line Operators         | <50 | 19  | 75    |
|   |                        | 50+ | 61  | 0     |

**Figure 12. Rates for Selected Diagnostic Categories by Job Category, Gender, and Age (Continued)**

| Heart/Circulatory   | Rate per 1,000         |     |     |       |
|---|------------------------|-----|-----|-------|
|   | Job Category           | Age | Men | Women |
|  | Professional           | <50 | 96  | 27    |
|   |                        | 50+ | 217 | 239   |
|   | Administrative Support | <50 | 103 | 69    |
|   |                        | 50+ | 444 | 429   |
|   | Technical Support      | <50 | 215 | 179   |
|   |                        | 50+ | 422 | 438   |
|   | Service                | <50 | 373 | 43    |
|   |                        | 50+ | 988 | 273   |
|   | Security and Fire      | <50 | 67  | 63    |
|   |                        | 50+ | 363 | 0     |
|   | Crafts                 | <50 | 126 | 0     |
|   |                        | 50+ | 701 | 0     |
|   | Line Operators         | <50 | 133 | 113   |
|   |                        | 50+ | 817 | 867   |

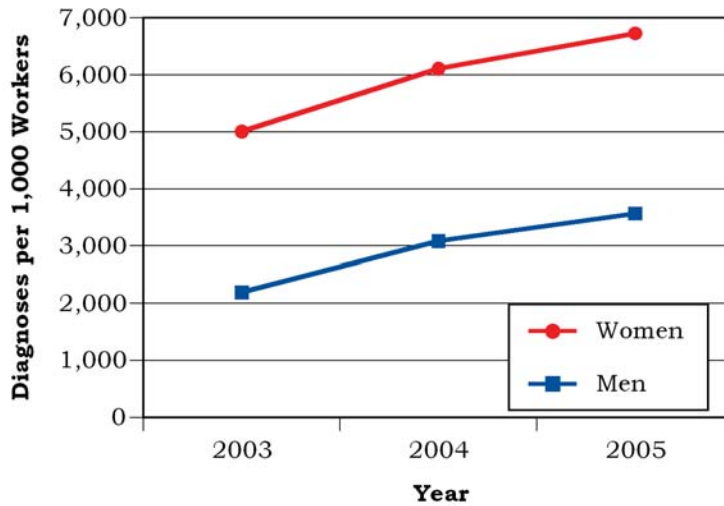
| Respiratory   | Rate per 1,000         |     |       |       |
|---|------------------------|-----|-------|-------|
|   | Job Category           | Age | Men   | Women |
|  | Professional           | <50 | 362   | 653   |
|   |                        | 50+ | 558   | 1,000 |
|   | Administrative Support | <50 | 522   | 1,426 |
|   |                        | 50+ | 578   | 1,589 |
|   | Technical Support      | <50 | 1,165 | 1,143 |
|   |                        | 50+ | 675   | 875   |
|   | Service                | <50 | 1,819 | 913   |
|   |                        | 50+ | 768   | 1,273 |
|   | Security and Fire      | <50 | 770   | 906   |
|   |                        | 50+ | 476   | 556   |
|   | Crafts                 | <50 | 1,021 | 3,500 |
|   |                        | 50+ | 546   | 0     |
|   | Line Operators         | <50 | 1,360 | 2,113 |
|   |                        | 50+ | 948   | 1,933 |

**Figure 12. Rates for Selected Diagnostic Categories by Job Category, Gender, and Age (Continued)**

| Injury   | Rate per 1,000         |     |     |       |
|--|------------------------|-----|-----|-------|
|  | Job Category           | Age | Men | Women |
|  | Professional           | <50 | 141 | 220   |
|  |                        | 50+ | 376 | 338   |
|  | Administrative Support | <50 | 206 | 399   |
|  |                        | 50+ | 215 | 571   |
|  | Technical Support      | <50 | 494 | 500   |
|  |                        | 50+ | 253 | 875   |
|  | Service                | <50 | 687 | 1,217 |
|  |                        | 50+ | 354 | 545   |
|  | Security and Fire      | <50 | 297 | 281   |
|  |                        | 50+ | 298 | 1,111 |
|  | Crafts                 | <50 | 358 | 1,000 |
|  |                        | 50+ | 454 | 0     |
|  | Line Operators         | <50 | 483 | 547   |
|  |                        | 50+ | 487 | 800   |

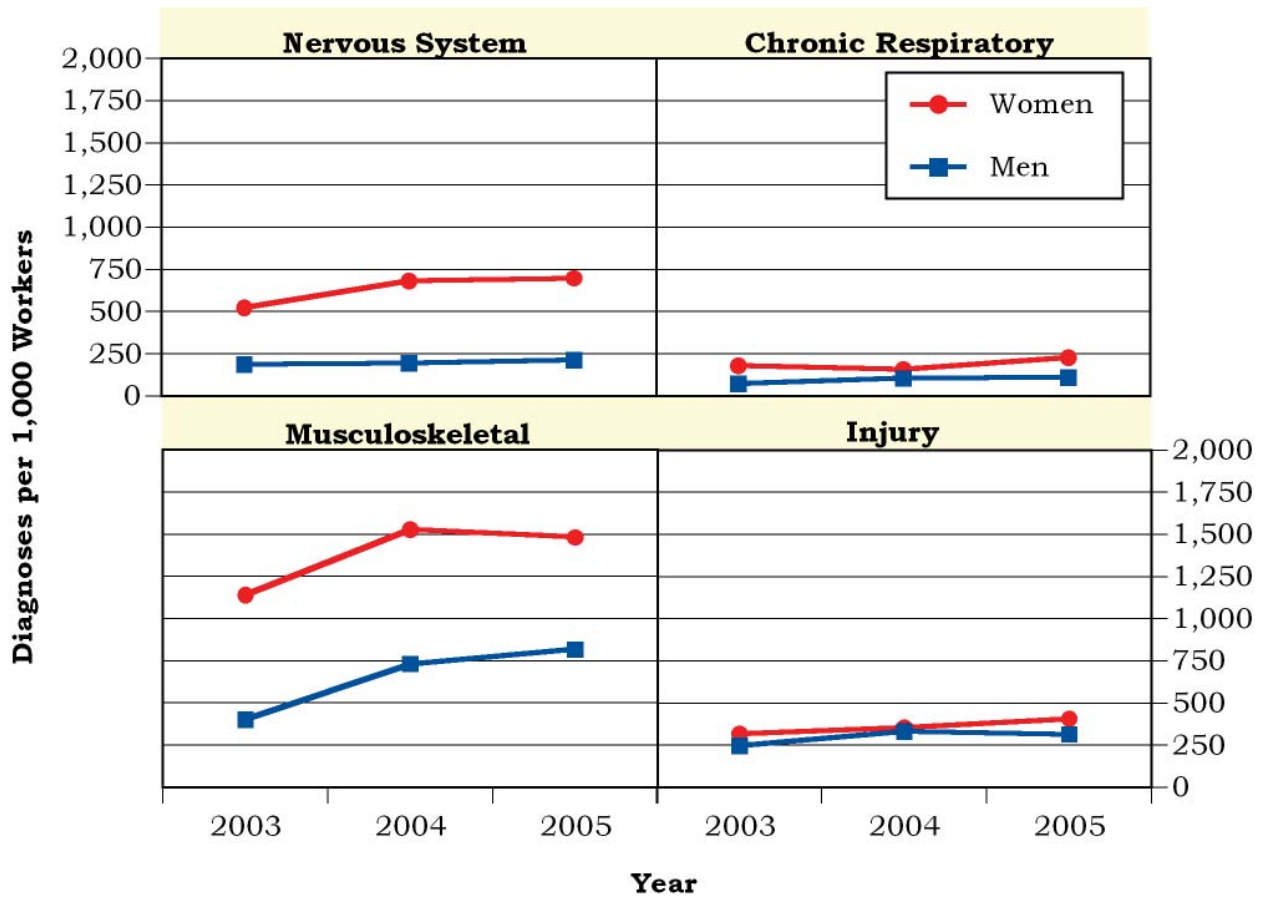
**Time Trends**

**Figure 13. Age-Adjusted Rates for All Diagnoses Combined Among Women and Men from 2003 to 2005\***



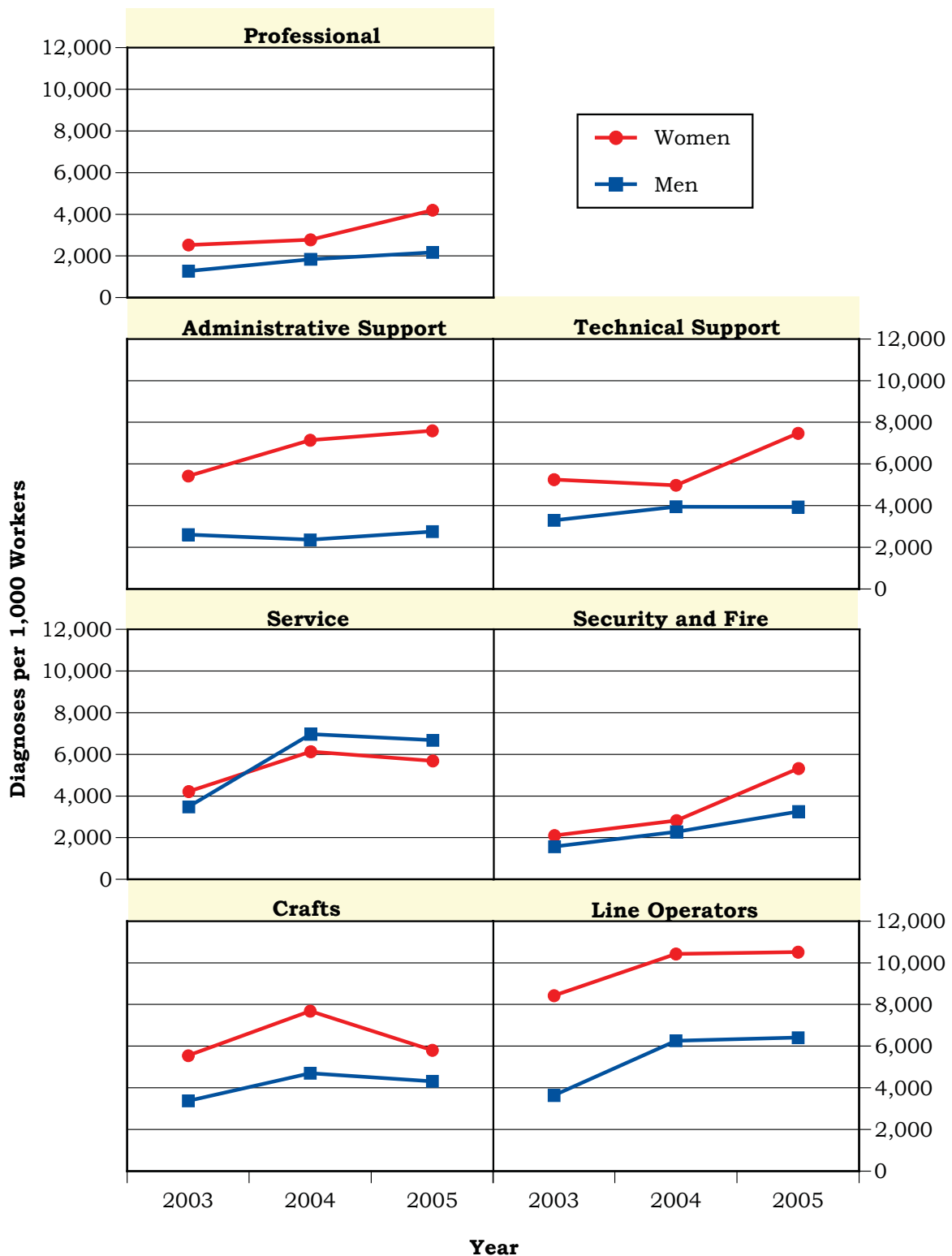
\* Standardized to age distribution of 2000 U.S. population.

**Figure 14. Age-Adjusted Rates for Selected Diagnostic Categories Among Women and Men from 2003 to 2005\***



\* Standardized to age distribution of 2000 U.S. population.

**Figure 15. Age-Adjusted Rates for All Diagnoses Combined Among Women and Men by Job Category from 2003 to 2005\***



\* Standardized to age distribution of 2000 U.S. population.



### Sentinel Health Events for Occupations (SHEOs)

An occupational sentinel health event (SHEO) is a disease, disability, or death that is likely to be occupationally related. Although sentinel health events may indicate an occupational exposure, many may result from nonoccupational exposures. Sentinel health events are therefore assessed in two categories:

*Definite Sentinel Health Events:* Diseases that are unlikely to occur in the absence of an occupational exposure (e.g., asbestosis).

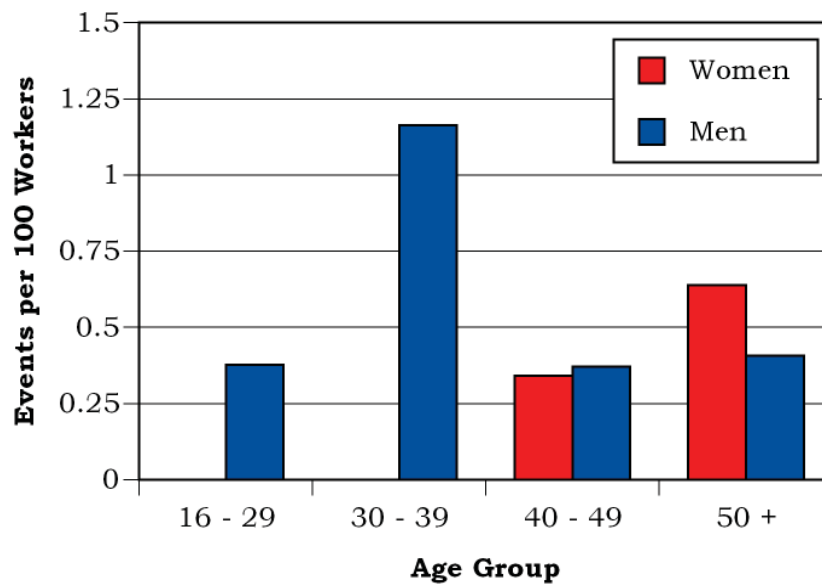
*Possible Sentinel Health Events:* Diseases that may be occupational but can also occur in the absence of an occupational exposure (e.g., lung cancer or carpal tunnel syndrome).

**Figure 16. Characteristics of SHEOs by Gender**

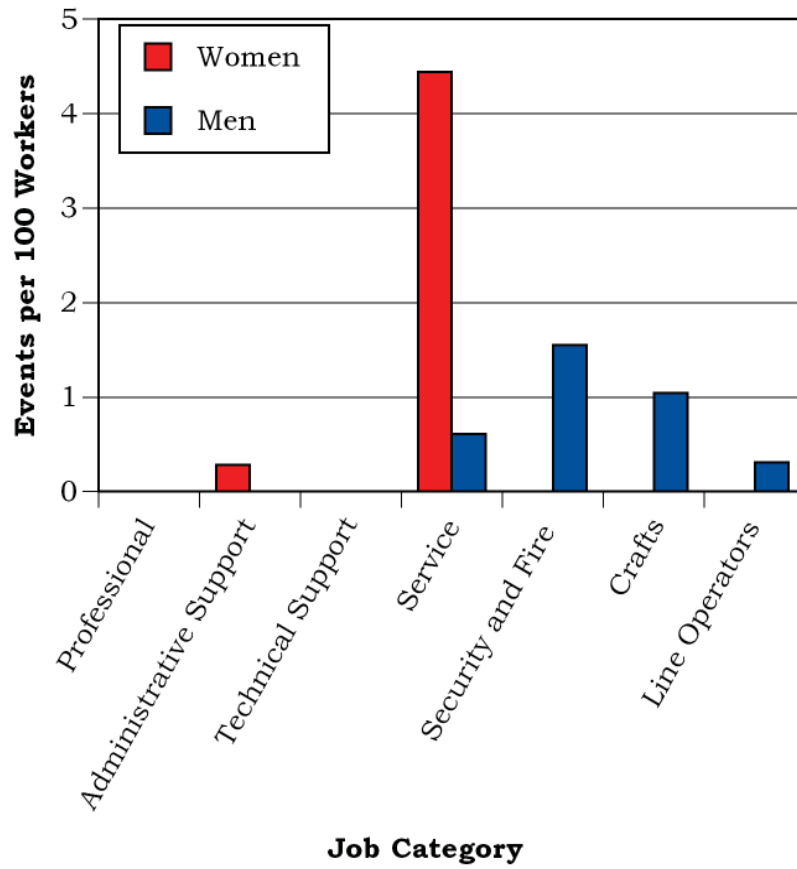
|                 | Total Number of SHEO Diagnoses |           | Total Number of Days Absent |            |
|-----------------|--------------------------------|-----------|-----------------------------|------------|
|                 | Men                            | Women     | Men                         | Women      |
| <b>Definite</b> | <b>23</b>                      | <b>3</b>  | <b>216</b>                  | <b>9</b>   |
| <b>Possible</b> | <b>61</b>                      | <b>42</b> | <b>340</b>                  | <b>365</b> |
| <b>Total</b>    | <b>84</b>                      | <b>45</b> | <b>556</b>                  | <b>374</b> |

### Occupational Safety and Health Administration (OSHA)-Recordable Events

**Figure 17. OSHA-Recordable Events by Gender and Age**



**Figure 18. OSHA-Recordable Events by Job Category and Gender**



## Diagnostic and Accident Categories for OSHA-Recordable Events

**Figure 19. OSHA-Recordable Diagnoses by Diagnostic Category and Gender**

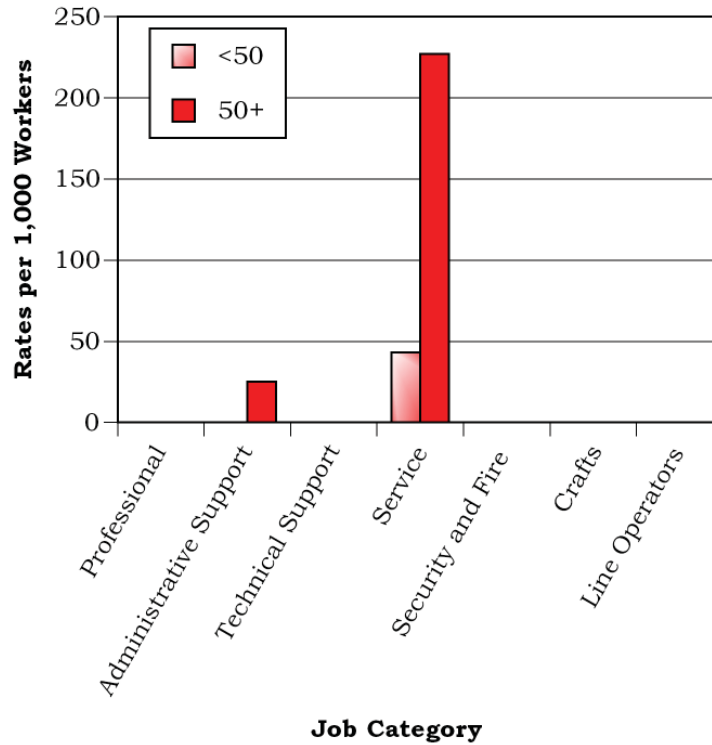
| Diagnostic Category             | Gender |     |
|---------------------------------|--------|-----|
|                                 | Women  | Men |
| Musculoskeletal                 | 0      | 3   |
| Skin                            | 0      | 2   |
| Injury                          | 10     | 12  |
| Fractures – Lower Limb          | 0      | 1   |
| Back Sprains & Strains          | 2      | 1   |
| Other Sprains & Strains         | 2      | 1   |
| Open Wounds – Head, Neck, Trunk | 0      | 2   |
| Open Wounds – Upper Limb        | 0      | 3   |
| Superficial Injuries            | 2      | 2   |
| Bruises                         | 4      | 2   |

**Figure 20. OSHA-Recordable Accidents by Type and Gender**

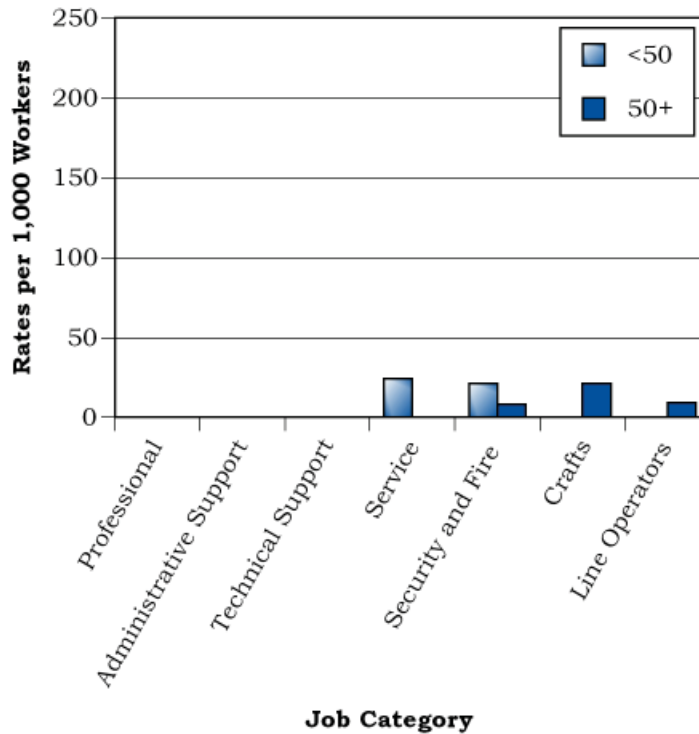
| Accident Category                  | Gender              |                     |
|------------------------------------|---------------------|---------------------|
|                                    | Women               | Men                 |
|                                    | Number of Accidents | Number of Accidents |
| Falls                              | 1                   | 0                   |
| Natural/Environmental Factors      | 0                   | 1                   |
| Other Accidents                    | 0                   | 5                   |
| Struck by an Object                | 0                   | 3                   |
| Cutting/Piercing Instrument/Object | 0                   | 1                   |
| Overexertion/Strenuous Movements   | 0                   | 1                   |
| Total                              | 1                   | 6                   |

Rates of OSHA-Recordable Events

**Figure 21. OSHA-Recordable Rates by Age and Job Categories Among Women, All Diagnoses Combined**

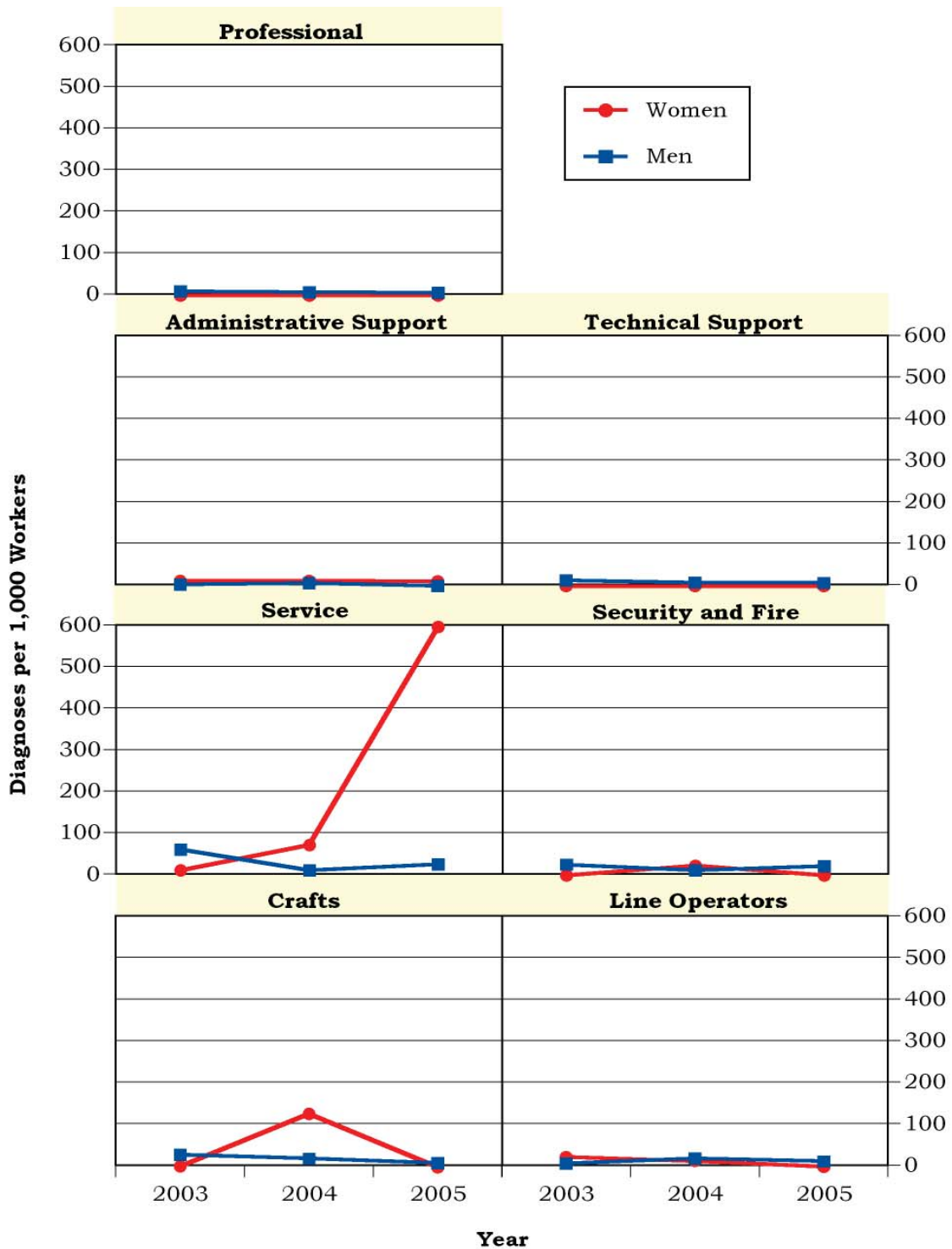


**Figure 22. OSHA-Recordable Rates by Age and Job Categories Among Men, All Diagnoses Combined**



**Time Trends for OSHA-Recordable Events**

**Figure 23. Age-Adjusted Rates for All OSHA-Recordable Diagnoses Combined Among Women and Men by Job Category from 2003 to 2005\***



\* Standardized to age distribution of 2000 U.S. population.

## **Appendices**

**Pantex Plant 2005**  
Absence Data

**Appendix A. Work Force by Gender, Age, and Job Category**

| Job Category           | Women     |         |         |      |       | Men       |         |         |      |       | TOTAL |
|------------------------|-----------|---------|---------|------|-------|-----------|---------|---------|------|-------|-------|
|                        | Age Group |         |         |      | TOTAL | Age Group |         |         |      | TOTAL |       |
|                        | 16 - 29   | 30 - 39 | 40 - 49 | 50 + |       | 16 - 29   | 30 - 39 | 40 - 49 | 50 + |       |       |
| Professional           | 28        | 41      | 81      | 71   | 221   | 60        | 145     | 262     | 346  | 813   | 1,034 |
| Administrative Support | 13        | 58      | 117     | 163  | 351   | 13        | 31      | 92      | 135  | 271   | 622   |
| Technical Support      | 2         | 11      | 15      | 16   | 44    | 10        | 21      | 48      | 83   | 162   | 206   |
| Service                | 1         | 4       | 18      | 22   | 45    | 7         | 20      | 56      | 82   | 165   | 210   |
| Security and Fire      | 11        | 23      | 30      | 9    | 73    | 122       | 213     | 187     | 124  | 646   | 719   |
| Crafts                 | 1         | 0       | 1       | 2    | 4     | 7         | 16      | 72      | 97   | 192   | 196   |
| Line Operators         | 6         | 16      | 31      | 30   | 83    | 47        | 70      | 94      | 115  | 326   | 409   |
| <b>TOTAL</b>           | 62        | 153     | 293     | 313  | 821   | 266       | 516     | 811     | 982  | 2,575 | 3,396 |

**Appendix B. Age Distribution of the Work Force by Gender**

| Year | Women                             |         |         |       | Men                               |         |         |       |
|------|-----------------------------------|---------|---------|-------|-----------------------------------|---------|---------|-------|
|      | Percent Distribution by Age Group |         |         |       | Percent Distribution by Age Group |         |         |       |
|      | 16 - 29                           | 30 - 39 | 40 - 49 | 50 +  | 16 - 29                           | 30 - 39 | 40 - 49 | 50 +  |
| 1994 | 15.81                             | 34.57   | 30.21   | 19.41 | 11.21                             | 31.90   | 28.31   | 28.59 |
| 1995 | 15.73                             | 34.38   | 31.46   | 18.44 | 10.21                             | 31.81   | 30.62   | 27.36 |
| 1996 | 12.86                             | 34.25   | 33.83   | 19.07 | 8.47                              | 31.37   | 31.97   | 28.18 |
| 1997 | 10.61                             | 32.48   | 35.48   | 21.44 | 7.58                              | 28.08   | 34.09   | 30.26 |
| 1998 | 9.43                              | 29.81   | 40.25   | 20.50 | 7.01                              | 27.40   | 37.54   | 28.05 |
| 1999 | 7.91                              | 28.27   | 38.91   | 24.90 | 6.35                              | 26.05   | 37.49   | 30.11 |
| 2000 | 5.70                              | 26.09   | 41.59   | 26.62 | 6.71                              | 24.26   | 36.87   | 32.16 |
| 2001 | 6.78                              | 24.37   | 39.45   | 29.40 | 9.38                              | 22.13   | 36.81   | 31.68 |
| 2002 | 7.48                              | 21.96   | 38.53   | 32.02 | 11.54                             | 21.67   | 34.62   | 32.17 |
| 2003 | 5.74                              | 20.41   | 39.16   | 34.69 | 10.53                             | 20.74   | 33.62   | 35.10 |
| 2004 | 7.48                              | 19.90   | 37.39   | 35.22 | 10.93                             | 20.66   | 32.57   | 35.84 |
| 2005 | 7.55                              | 18.64   | 35.69   | 38.12 | 10.33                             | 20.04   | 31.50   | 38.14 |



**Pantex Plant 2005**  
Absence Data

**Appendix C. Total Number of Workers Who Reported at Least One Absence by Gender, Age, and Job Category\***

| Job Category           | Women     |         |         |      |       | Men       |         |         |      |       | TOTAL |
|------------------------|-----------|---------|---------|------|-------|-----------|---------|---------|------|-------|-------|
|                        | Age Group |         |         |      | TOTAL | Age Group |         |         |      | TOTAL |       |
|                        | 16 - 29   | 30 - 39 | 40 - 49 | 50 + |       | 16 - 29   | 30 - 39 | 40 - 49 | 50 + |       |       |
| Professional           | 23        | 23      | 46      | 47   | 139   | 26        | 56      | 95      | 177  | 354   | 493   |
| Administrative Support | 11        | 46      | 88      | 127  | 272   | 7         | 11      | 46      | 72   | 136   | 408   |
| Technical Support      | 0         | 8       | 14      | 14   | 36    | 5         | 13      | 27      | 39   | 84    | 120   |
| Service                | 0         | 4       | 13      | 21   | 38    | 6         | 18      | 37      | 59   | 120   | 158   |
| Security and Fire      | 7         | 16      | 24      | 5    | 52    | 68        | 142     | 108     | 73   | 391   | 443   |
| Crafts                 | 1         | 0       | 1       | 1    | 3     | 5         | 9       | 51      | 69   | 134   | 137   |
| Line Operators         | 3         | 9       | 28      | 27   | 67    | 28        | 48      | 66      | 84   | 226   | 293   |
| <b>TOTAL</b>           | 45        | 106     | 214     | 242  | 607   | 145       | 297     | 430     | 573  | 1,445 | 2,052 |

\*Only those job categories and gender/age combinations with at least one absence appear in this table.

**Appendix D. Total Number of Absences by Gender, Age, and Job Category\***

| Job Category           | Women     |         |         |       |       | Men       |         |         |       |       | TOTAL |
|------------------------|-----------|---------|---------|-------|-------|-----------|---------|---------|-------|-------|-------|
|                        | Age Group |         |         |       | TOTAL | Age Group |         |         |       | TOTAL |       |
|                        | 16 - 29   | 30 - 39 | 40 - 49 | 50 +  |       | 16 - 29   | 30 - 39 | 40 - 49 | 50 +  |       |       |
| Professional           | 67        | 83      | 186     | 241   | 577   | 48        | 179     | 248     | 686   | 1,161 | 1,738 |
| Administrative Support | 56        | 228     | 512     | 801   | 1,597 | 25        | 33      | 141     | 268   | 467   | 2,064 |
| Technical Support      | 0         | 48      | 98      | 89    | 235   | 10        | 85      | 163     | 192   | 450   | 685   |
| Service                | 0         | 17      | 113     | 108   | 238   | 26        | 120     | 163     | 286   | 595   | 833   |
| Security and Fire      | 34        | 83      | 102     | 18    | 237   | 191       | 510     | 401     | 298   | 1,400 | 1,637 |
| Crafts                 | 8         | 0       | 7       | 3     | 18    | 10        | 57      | 208     | 308   | 583   | 601   |
| Line Operators         | 22        | 110     | 202     | 269   | 603   | 117       | 260     | 453     | 547   | 1,377 | 1,980 |
| <b>TOTAL</b>           | 187       | 569     | 1,220   | 1,529 | 3,505 | 427       | 1,244   | 1,777   | 2,585 | 6,033 | 9,538 |

\*Only those job categories and gender/age combinations with at least one absence appear in this table.

**Pantex Plant 2005**  
Absence Data

**Appendix E. Distribution of the Number of Calendar Days Missed per Absence by Gender and Age\***

| # of Calendar Days | Women     |         |         |       |       | Men       |         |         |       |       | TOTAL |
|--------------------|-----------|---------|---------|-------|-------|-----------|---------|---------|-------|-------|-------|
|                    | Age Group |         |         |       | TOTAL | Age Group |         |         |       | TOTAL |       |
|                    | 16 - 29   | 30 - 39 | 40 - 49 | 50 +  |       | 16 - 29   | 30 - 39 | 40 - 49 | 50 +  |       |       |
| < 15               | 184       | 554     | 1,176   | 1,467 | 3,381 | 420       | 1,200   | 1,705   | 2,435 | 5,760 | 9,141 |
| 15 - 28            | 1         | 10      | 18      | 26    | 55    | 4         | 26      | 36      | 64    | 130   | 185   |
| 29 - 42            | 1         | 5       | 1       | 13    | 20    | 2         | 8       | 16      | 30    | 56    | 76    |
| 43 - 56            | 0         | 0       | 18      | 6     | 24    | 1         | 4       | 6       | 22    | 33    | 57    |
| 57 - 91            | 0         | 0       | 6       | 12    | 18    | 0         | 6       | 11      | 22    | 39    | 57    |
| 92 - 182           | 1         | 0       | 1       | 3     | 5     | 0         | 0       | 2       | 10    | 12    | 17    |
| 183 +              | 0         | 0       | 0       | 2     | 2     | 0         | 0       | 1       | 2     | 3     | 5     |
| <b>TOTAL</b>       | 187       | 569     | 1,220   | 1,529 | 3,505 | 427       | 1,244   | 1,777   | 2,585 | 6,033 | 9,538 |

\*Only those gender/age combinations with at least one absence appear in this table.

**Pantex Plant 2005**  
Absence Data

**Appendix F. Distribution of the Number of Calendar Days Missed per Absence by Gender and Job Category\***

**Women**

| # of Calendar Days | Job Category |                        |                   |         |                   |        |                | TOTAL |
|--------------------|--------------|------------------------|-------------------|---------|-------------------|--------|----------------|-------|
|                    | Professional | Administrative Support | Technical Support | Service | Security and Fire | Crafts | Line Operators |       |
| < 15               | 547          | 1,537                  | 227               | 229     | 232               | 18     | 591            | 3,381 |
| 15 - 28            | 14           | 27                     | 4                 | 2       | 3                 | 0      | 5              | 55    |
| 29 - 42            | 6            | 10                     | 2                 | 2       | 0                 | 0      | 0              | 20    |
| 43 - 56            | 6            | 10                     | 1                 | 3       | 0                 | 0      | 4              | 24    |
| 57 - 91            | 4            | 10                     | 1                 | 1       | 0                 | 0      | 2              | 18    |
| 92 - 182           | 0            | 1                      | 0                 | 1       | 2                 | 0      | 1              | 5     |
| 183 +              | 0            | 2                      | 0                 | 0       | 0                 | 0      | 0              | 2     |
| <b>TOTAL</b>       | 577          | 1,597                  | 235               | 238     | 237               | 18     | 603            | 3,505 |

**Men**

| # of Calendar Days | Job Category |                        |                   |         |                   |        |                | TOTAL |
|--------------------|--------------|------------------------|-------------------|---------|-------------------|--------|----------------|-------|
|                    | Professional | Administrative Support | Technical Support | Service | Security and Fire | Crafts | Line Operators |       |
| < 15               | 1,101        | 440                    | 435               | 572     | 1,327             | 553    | 1,332          | 5,760 |
| 15 - 28            | 27           | 12                     | 11                | 12      | 37                | 12     | 19             | 130   |
| 29 - 42            | 15           | 5                      | 3                 | 3       | 15                | 5      | 10             | 56    |
| 43 - 56            | 5            | 5                      | 0                 | 0       | 9                 | 7      | 7              | 33    |
| 57 - 91            | 9            | 5                      | 1                 | 7       | 5                 | 5      | 7              | 39    |
| 92 - 182           | 3            | 0                      | 0                 | 1       | 6                 | 1      | 1              | 12    |
| 183 +              | 1            | 0                      | 0                 | 0       | 1                 | 0      | 1              | 3     |
| <b>TOTAL</b>       | 1,161        | 467                    | 450               | 595     | 1,400             | 583    | 1,377          | 6,033 |

\*Only those gender/job category combinations with at least one absence appear in this table.

## Pantex Plant 2005

### Absence Data

#### Appendix G. Number of Diagnoses in Each Diagnostic Category by Gender and Age\*

|  |                         | Women     |         |         |      |       |
|--|-------------------------|-----------|---------|---------|------|-------|
|  |                         | Age Group |         |         |      | TOTAL |
|  |                         | 16 - 29   | 30 - 39 | 40 - 49 | 50 + |       |
| Diagnostic Category                              | ICD-9-CM Code           |           |         |         |      |       |
| <b>INFECTIOUS &amp; PARASITIC DISEASES (DIS)</b> | <b>001-139</b>          | 13        | 32      | 40      | 42   | 127   |
| -Intestinal Infectious Dis                       | 001-009                 | 5         | 9       | 13      | 18   | 45    |
| -Tuberculosis                                    | 010-018                 | 0         | 0       | 2       | 0    | 2     |
| -Other Bacterial Dis                             | 030-041                 | 4         | 6       | 2       | 4    | 16    |
| -Polio & Other Viral CNS Dis                     | 045-049                 | 0         | 0       | 0       | 1    | 1     |
| -Viral Dis with Exanthem                         | 050-057                 | 0         | 6       | 3       | 2    | 11    |
| -Arthropod-Borne Viral Dis                       | 060-066                 | 1         | 0       | 0       | 3    | 4     |
| -Other Viral Dis & Chlamydiae                    | 070-079                 | 3         | 9       | 13      | 9    | 34    |
| -Mycoses   | 110-118                 | 0         | 2       | 7       | 3    | 12    |
| -Other Infections & Parasitic Dis                | 130-136                 | 0         | 0       | 0       | 0    | 0     |
| -Late Effects                                    | 137-139                 | 0         | 0       | 0       | 2    | 2     |
| <b>MALIGNANT NEOPLASMS</b>                       | <b>140-208, 230-234</b> | 0         | 0       | 42      | 25   | 67    |
| -Lip, Oral Cavity, Pharynx                       | 140-149                 | 0         | 0       | 0       | 0    | 0     |
| -Digestive & Peritoneal                          | 150-159                 | 0         | 0       | 0       | 0    | 0     |
| -Respiratory & Intrathoracic                     | 160-165                 | 0         | 0       | 0       | 0    | 0     |
| -Bone, Connective Tissue, Skin                   | 170-173, 176            | 0         | 0       | 12      | 6    | 18    |
| -Breast  | 174-175                 | 0         | 0       | 6       | 13   | 19    |
| -Genitourinary                                   | 179-189                 | 0         | 0       | 12      | 0    | 12    |
| -Other & Unspecified Sites                       | 190, 193-199            | 0         | 0       | 4       | 6    | 10    |
| -Nervous System                                  | 191-192                 | 0         | 0       | 0       | 0    | 0     |
| -Lymphatic & Hematopoietic                       | 200-208                 | 0         | 0       | 7       | 0    | 7     |
| -Carcinoma in situ                               | 230-234                 | 0         | 0       | 1       | 0    | 1     |
| <b>BENIGN &amp; UNCERTAIN NEOPLASMS</b>          | <b>210-229, 235-239</b> | 0         | 4       | 13      | 16   | 33    |
| <b>ENDOCRINE/METABOLIC/IMMUNITY</b>              | <b>240-279</b>          | 2         | 18      | 71      | 118  | 209   |
| -Thyroid Gland Disorders                         | 240-246                 | 0         | 3       | 18      | 23   | 44    |
| -Other Endocrine Gland Dis                       | 250-259                 | 0         | 8       | 31      | 54   | 93    |
| -Nutritional Deficiencies                        | 260-269                 | 0         | 1       | 0       | 0    | 1     |
| -Other Metabolic & Immunity Disorders            | 270-279                 | 2         | 6       | 22      | 41   | 71    |
| <b>BLOOD &amp; BLOOD-FORMING ORGANS</b>          | <b>280-289</b>          | 2         | 3       | 11      | 17   | 33    |
| <b>MENTAL DISORDERS</b>                          | <b>290-319</b>          | 3         | 19      | 40      | 55   | 117   |
| -Psychoses                                       | 290-299                 | 0         | 0       | 21      | 11   | 32    |
| -Non-Psychotic Disorders                         | 300-302, 306-316        | 3         | 19      | 18      | 43   | 83    |
| -Alcohol Dependence                              | 303                     | 0         | 0       | 0       | 0    | 0     |
| -Drug Dependence                                 | 304-305                 | 0         | 0       | 1       | 1    | 2     |
| <b>NERVOUS SYSTEM (NS) &amp; SENSE ORGANS</b>    | <b>320-389</b>          | 19        | 124     | 218     | 280  | 641   |
| -Inflammatory Dis of Central NS                  | 320-326                 | 0         | 0       | 0       | 0    | 0     |
| -Hereditary/Degenerative Central NS Dis          | 330-337                 | 0         | 0       | 0       | 17   | 17    |

(Continued)

\*Only those diagnostic categories and gender/age combinations with at least one occurrence appear in this table.

## Pantex Plant 2005

### Absence Data

#### Appendix G. Number of Diagnoses in Each Diagnostic Category by Gender and Age\*

|  |                         | Men       |         |         |      |       | TOTAL |
|--|-------------------------|-----------|---------|---------|------|-------|-------|
|  |                         | Age Group |         |         |      | TOTAL |       |
|  |                         | 16 - 29   | 30 - 39 | 40 - 49 | 50 + |       |       |
| Diagnostic Category                              | ICD-9-CM Code           |           |         |         |      |       |       |
| <b>INFECTIOUS &amp; PARASITIC DISEASES (DIS)</b> | <b>001-139</b>          | 25        | 55      | 46      | 125  | 251   | 378   |
| -Intestinal Infectious Dis                       | 001-009                 | 5         | 15      | 18      | 21   | 59    | 104   |
| -Tuberculosis                                    | 010-018                 | 0         | 0       | 0       | 0    | 0     | 2     |
| -Other Bacterial Dis                             | 030-041                 | 2         | 10      | 6       | 9    | 27    | 43    |
| -Polio & Other Viral CNS Dis                     | 045-049                 | 0         | 0       | 0       | 0    | 0     | 1     |
| -Viral Dis with Exanthem                         | 050-057                 | 2         | 1       | 2       | 7    | 12    | 23    |
| -Arthropod-Borne Viral Dis                       | 060-066                 | 0         | 0       | 0       | 0    | 0     | 4     |
| -Other Viral Dis & Chlamydiae                    | 070-079                 | 15        | 23      | 16      | 80   | 134   | 168   |
| -Mycoses   | 110-118                 | 1         | 5       | 3       | 7    | 16    | 28    |
| -Other Infections & Parasitic Dis                | 130-136                 | 0         | 1       | 1       | 1    | 3     | 3     |
| -Late Effects                                    | 137-139                 | 0         | 0       | 0       | 0    | 0     | 2     |
| <b>MALIGNANT NEOPLASMS</b>                       | <b>140-208, 230-234</b> | 0         | 11      | 10      | 78   | 99    | 166   |
| -Lip, Oral Cavity, Pharynx                       | 140-149                 | 0         | 0       | 0       | 4    | 4     | 4     |
| -Digestive & Peritoneal                          | 150-159                 | 0         | 1       | 0       | 18   | 19    | 19    |
| -Respiratory & Intrathoracic                     | 160-165                 | 0         | 6       | 0       | 5    | 11    | 11    |
| -Bone, Connective Tissue, Skin                   | 170-173, 176            | 0         | 4       | 5       | 12   | 21    | 39    |
| -Breast  | 174-175                 | 0         | 0       | 0       | 1    | 1     | 20    |
| -Genitourinary                                   | 179-189                 | 0         | 0       | 1       | 24   | 25    | 37    |
| -Other & Unspecified Sites                       | 190, 193-199            | 0         | 0       | 0       | 10   | 10    | 20    |
| -Nervous System                                  | 191-192                 | 0         | 0       | 0       | 1    | 1     | 1     |
| -Lymphatic & Hematopoietic                       | 200-208                 | 0         | 0       | 4       | 2    | 6     | 13    |
| -Carcinoma in situ                               | 230-234                 | 0         | 0       | 0       | 1    | 1     | 2     |
| <b>BENIGN &amp; UNCERTAIN NEOPLASMS</b>          | <b>210-229, 235-239</b> | 1         | 3       | 23      | 47   | 74    | 107   |
| <b>ENDOCRINE/METABOLIC/IMMUNITY</b>              | <b>240-279</b>          | 8         | 57      | 119     | 299  | 483   | 692   |
| -Thyroid Gland Disorders                         | 240-246                 | 0         | 0       | 9       | 12   | 21    | 65    |
| -Other Endocrine Gland Dis                       | 250-259                 | 1         | 25      | 40      | 121  | 187   | 280   |
| -Nutritional Deficiencies                        | 260-269                 | 0         | 0       | 0       | 0    | 0     | 1     |
| -Other Metabolic & Immunity Disorders            | 270-279                 | 7         | 32      | 70      | 166  | 275   | 346   |
| <b>BLOOD &amp; BLOOD-FORMING ORGANS</b>          | <b>280-289</b>          | 1         | 0       | 11      | 17   | 29    | 62    |
| <b>MENTAL DISORDERS</b>                          | <b>290-319</b>          | 4         | 13      | 37      | 80   | 134   | 251   |
| -Psychoses                                       | 290-299                 | 0         | 0       | 17      | 23   | 40    | 72    |
| -Non-Psychotic Disorders                         | 300-302, 306-316        | 4         | 9       | 18      | 54   | 85    | 168   |
| -Alcohol Dependence                              | 303                     | 0         | 0       | 1       | 0    | 1     | 1     |
| -Drug Dependence                                 | 304-305                 | 0         | 4       | 1       | 3    | 8     | 10    |
| <b>NERVOUS SYSTEM (NS) &amp; SENSE ORGANS</b>    | <b>320-389</b>          | 35        | 120     | 162     | 287  | 604   | 1,245 |
| -Inflammatory Dis of Central NS                  | 320-326                 | 0         | 2       | 0       | 0    | 2     | 2     |
| -Hereditary/Degenerative Central NS Dis          | 330-337                 | 0         | 6       | 1       | 7    | 14    | 31    |

(Continued)

\*Only those diagnostic categories and gender/age combinations with at least one occurrence appear in this table.

## Pantex Plant 2005

### Absence Data

#### Appendix G. Number of Diagnoses in Each Diagnostic Category by Gender and Age\*

|                                    |                | Women      |            |            |            |              | TOTAL |
|------------------------------------|----------------|------------|------------|------------|------------|--------------|-------|
|                                    |                | Age Group  |            |            |            |              |       |
|                                    |                | 16 - 29    | 30 - 39    | 40 - 49    | 50 +       |              |       |
| Diagnostic Category                | ICD-9-CM Code  |            |            |            |            |              |       |
| -Other Disorders of Central NS     | 340-349        | 14         | 101        | 134        | 123        | 372          |       |
| -Disorders of Peripheral NS        | 350-359        | 0          | 4          | 18         | 34         | 56           |       |
| -Disorders of Eye                  | 360-379        | 1          | 15         | 48         | 72         | 136          |       |
| -Dis of Ear & Mastoid              | 380-389        | 4          | 4          | 18         | 34         | 60           |       |
| <b>CIRCULATORY SYSTEM</b>          | <b>390-459</b> | <b>1</b>   | <b>9</b>   | <b>23</b>  | <b>126</b> | <b>159</b>   |       |
| -Chronic Rheumatic Heart Dis       | 393-398        | 0          | 0          | 0          | 0          | 0            |       |
| -Hypertensive Dis                  | 401-405        | 0          | 3          | 12         | 78         | 93           |       |
| -Ischemic Heart Dis                | 410-414        | 0          | 0          | 1          | 10         | 11           |       |
| -Dis of Pulmonary Circulation      | 415-417        | 0          | 0          | 1          | 4          | 5            |       |
| -Other Heart Dis                   | 420-429        | 1          | 2          | 2          | 13         | 18           |       |
| -Cerebrovascular Dis               | 430-438        | 0          | 0          | 1          | 1          | 2            |       |
| -Dis of Arteries & Capillaries     | 440-448        | 0          | 2          | 1          | 2          | 5            |       |
| -Dis of Veins, Lymphatics, Other   | 451-459        | 0          | 2          | 5          | 18         | 25           |       |
| <b>RESPIRATORY SYSTEM</b>          | <b>460-519</b> | <b>100</b> | <b>155</b> | <b>341</b> | <b>435</b> | <b>1,031</b> |       |
| -Acute Respiratory Infections      | 460-466        | 48         | 63         | 130        | 144        | 385          |       |
| -Other Dis Upper Respiratory Tract | 470-478        | 29         | 44         | 119        | 130        | 322          |       |
| -Pneumonia & Influenza             | 480-487        | 10         | 18         | 23         | 54         | 105          |       |
| -Chronic Obstructive Dis           | 490-496        | 12         | 28         | 58         | 89         | 187          |       |
| -Lung Dis from External Agents     | 500-508        | 0          | 0          | 1          | 2          | 3            |       |
| -Other Respiratory Dis             | 510-519        | 1          | 2          | 10         | 16         | 29           |       |
| <b>DIGESTIVE SYSTEM</b>            | <b>520-579</b> | <b>37</b>  | <b>75</b>  | <b>158</b> | <b>163</b> | <b>433</b>   |       |
| -Oral Cavity, Saliva Glands, Jaw   | 520-529        | 10         | 10         | 54         | 52         | 126          |       |
| -Esophagus, Stomach, Duodenum      | 530-537        | 12         | 20         | 38         | 36         | 106          |       |
| -Appendicitis                      | 540-543        | 1          | 0          | 1          | 0          | 2            |       |
| -Hernia                            | 550-553        | 0          | 0          | 5          | 0          | 5            |       |
| -Enteritis, Colitis                | 555-558        | 4          | 18         | 32         | 20         | 74           |       |
| -Other Intestinal Dis              | 560-569        | 9          | 21         | 21         | 40         | 91           |       |
| -Other Digestive Dis               | 570-579        | 1          | 6          | 7          | 15         | 29           |       |
| <b>GENITOURINARY SYSTEM</b>        | <b>580-629</b> | <b>29</b>  | <b>67</b>  | <b>121</b> | <b>41</b>  | <b>258</b>   |       |
| -Nephritis, Nephrosis              | 580-589        | 0          | 0          | 0          | 2          | 2            |       |
| -Other Urinary Dis                 | 590-599        | 8          | 12         | 26         | 15         | 61           |       |
| -Male Genital Organ Dis            | 600-608        | 0          | 0          | 0          | 0          | 0            |       |
| -Breast Disorders                  | 610-611        | 2          | 5          | 10         | 11         | 28           |       |
| -Pelvic Inflammatory Dis           | 614-616        | 1          | 4          | 9          | 0          | 14           |       |
| -Other Female Disorders            | 617-629        | 18         | 46         | 76         | 13         | 153          |       |
| <b>PREGNANCY &amp; CHILDBIRTH</b>  | <b>630-677</b> | <b>0</b>   | <b>5</b>   | <b>2</b>   | <b>0</b>   | <b>7</b>     |       |

(Continued)

\*Only those diagnostic categories and gender/age combinations with at least one occurrence appear in this table.

## Pantex Plant 2005

### Absence Data

#### Appendix G. Number of Diagnoses in Each Diagnostic Category by Gender and Age\*

|                                    |                | Men        |            |            |            |              | TOTAL        | TOTAL |
|------------------------------------|----------------|------------|------------|------------|------------|--------------|--------------|-------|
|                                    |                | Age Group  |            |            |            | TOTAL        |              |       |
|                                    |                | 16 - 29    | 30 - 39    | 40 - 49    | 50 +       |              |              |       |
| Diagnostic Category                | ICD-9-CM Code  |            |            |            |            |              |              |       |
| -Other Disorders of Central NS     | 340-349        | 11         | 51         | 58         | 22         | 142          | 514          |       |
| -Disorders of Peripheral NS        | 350-359        | 2          | 9          | 13         | 57         | 81           | 137          |       |
| -Disorders of Eye                  | 360-379        | 12         | 31         | 66         | 155        | 264          | 400          |       |
| -Dis of Ear & Mastoid              | 380-389        | 10         | 21         | 23         | 45         | 99           | 159          |       |
| <b>CIRCULATORY SYSTEM</b>          | <b>390-459</b> | <b>3</b>   | <b>39</b>  | <b>140</b> | <b>458</b> | <b>640</b>   | <b>799</b>   |       |
| -Chronic Rheumatic Heart Dis       | 393-398        | 0          | 0          | 0          | 1          | 1            | 1            |       |
| -Hypertensive Dis                  | 401-405        | 2          | 23         | 67         | 182        | 274          | 367          |       |
| -Ischemic Heart Dis                | 410-414        | 0          | 4          | 17         | 147        | 168          | 179          |       |
| -Dis of Pulmonary Circulation      | 415-417        | 0          | 0          | 0          | 2          | 2            | 7            |       |
| -Other Heart Dis                   | 420-429        | 0          | 4          | 19         | 49         | 72           | 90           |       |
| -Cerebrovascular Dis               | 430-438        | 0          | 0          | 2          | 25         | 27           | 29           |       |
| -Dis of Arteries & Capillaries     | 440-448        | 0          | 0          | 10         | 20         | 30           | 35           |       |
| -Dis of Veins, Lymphatics, Other   | 451-459        | 1          | 8          | 25         | 32         | 66           | 91           |       |
| <b>RESPIRATORY SYSTEM</b>          | <b>460-519</b> | <b>220</b> | <b>457</b> | <b>592</b> | <b>611</b> | <b>1,880</b> | <b>2,911</b> |       |
| -Acute Respiratory Infections      | 460-466        | 99         | 163        | 218        | 230        | 710          | 1,095        |       |
| -Other Dis Upper Respiratory Tract | 470-478        | 85         | 177        | 207        | 168        | 637          | 959          |       |
| -Pneumonia & Influenza             | 480-487        | 11         | 41         | 52         | 67         | 171          | 276          |       |
| -Chronic Obstructive Dis           | 490-496        | 21         | 69         | 97         | 112        | 299          | 486          |       |
| -Lung Dis from External Agents     | 500-508        | 0          | 0          | 8          | 8          | 16           | 19           |       |
| -Other Respiratory Dis             | 510-519        | 4          | 7          | 10         | 26         | 47           | 76           |       |
| <b>DIGESTIVE SYSTEM</b>            | <b>520-579</b> | <b>47</b>  | <b>163</b> | <b>222</b> | <b>351</b> | <b>783</b>   | <b>1,216</b> |       |
| -Oral Cavity, Saliva Glands, Jaw   | 520-529        | 13         | 46         | 71         | 98         | 228          | 354          |       |
| -Esophagus, Stomach, Duodenum      | 530-537        | 16         | 48         | 54         | 94         | 212          | 318          |       |
| -Appendicitis                      | 540-543        | 0          | 1          | 0          | 2          | 3            | 5            |       |
| -Hernia                            | 550-553        | 1          | 2          | 18         | 18         | 39           | 44           |       |
| -Enteritis, Colitis                | 555-558        | 14         | 46         | 29         | 43         | 132          | 206          |       |
| -Other Intestinal Dis              | 560-569        | 0          | 17         | 33         | 64         | 114          | 205          |       |
| -Other Digestive Dis               | 570-579        | 3          | 3          | 17         | 32         | 55           | 84           |       |
| <b>GENITOURINARY SYSTEM</b>        | <b>580-629</b> | <b>12</b>  | <b>30</b>  | <b>68</b>  | <b>123</b> | <b>233</b>   | <b>491</b>   |       |
| -Nephritis, Nephrosis              | 580-589        | 0          | 0          | 3          | 2          | 5            | 7            |       |
| -Other Urinary Dis                 | 590-599        | 2          | 24         | 39         | 61         | 126          | 187          |       |
| -Male Genital Organ Dis            | 600-608        | 6          | 3          | 26         | 56         | 91           | 91           |       |
| -Breast Disorders                  | 610-611        | 4          | 2          | 0          | 4          | 10           | 38           |       |
| -Pelvic Inflammatory Dis           | 614-616        | 0          | 0          | 0          | 0          | 0            | 14           |       |
| -Other Female Disorders            | 617-629        | 0          | 1          | 0          | 0          | 1            | 154          |       |
| <b>PREGNANCY &amp; CHILDBIRTH</b>  | <b>630-677</b> | <b>0</b>   | <b>0</b>   | <b>0</b>   | <b>0</b>   | <b>0</b>     | <b>7</b>     |       |

(Continued)

\*Only those diagnostic categories and gender/age combinations with at least one occurrence appear in this table.



## Pantex Plant 2005

### Absence Data

#### Appendix G. Number of Diagnoses in Each Diagnostic Category by Gender and Age\*

|  |                | Women     |         |         |      |       | TOTAL |
|--|----------------|-----------|---------|---------|------|-------|-------|
|  |                | Age Group |         |         |      |       |       |
|  |                | 16 - 29   | 30 - 39 | 40 - 49 | 50 + |       |       |
| Diagnostic Category                                  | ICD-9-CM Code  |           |         |         |      |       |       |
| -Ectopic & Molar Pregnancy                           | 630-633        | 0         | 0       | 1       | 0    | 1     |       |
| -Pregnancy with Abortive Outcome                     | 634-639        | 0         | 5       | 1       | 0    | 6     |       |
| <b>SKIN &amp; SUBCUTANEOUS TISSUE</b>                | <b>680-709</b> | 2         | 6       | 28      | 66   | 102   |       |
| -Infections  | 680-686        | 0         | 1       | 2       | 11   | 14    |       |
| -Other Inflammatory Conditions                       | 690-698        | 1         | 3       | 8       | 14   | 26    |       |
| -Other   | 700-709        | 1         | 2       | 18      | 41   | 62    |       |
| <b>MUSCULOSKELETAL &amp; CONNECTIVE TISSUE</b>       | <b>710-739</b> | 19        | 170     | 565     | 749  | 1,503 |       |
| -Arthropathies                                       | 710-719        | 3         | 27      | 151     | 163  | 344   |       |
| -Dorsopathies  | 720-724        | 13        | 69      | 235     | 359  | 676   |       |
| -Rheumatism, Excluding Back                          | 725-729        | 2         | 42      | 136     | 154  | 334   |       |
| -Other Dis & Acquired Deformities                    | 730-739        | 1         | 32      | 43      | 73   | 149   |       |
| <b>CONGENITAL ANOMALIES</b>                          | <b>740-759</b> | 0         | 1       | 6       | 7    | 14    |       |
| <b>SYMPTOMS, SIGNS, &amp; ILL-DEFINED CONDITIONS</b> | <b>780-799</b> | 57        | 107     | 288     | 402  | 854   |       |
| -Symptoms  | 780-789        | 55        | 102     | 262     | 386  | 805   |       |
| -Non-Specific Abnormal Findings                      | 790-796        | 2         | 5       | 26      | 15   | 48    |       |
| -Ill-Defined & Unknown Causes                        | 797-799        | 0         | 0       | 0       | 1    | 1     |       |
| <b>INJURY &amp; POISONING</b>                        | <b>800-999</b> | 9         | 53      | 137     | 177  | 376   |       |
| -Fracture - Skull                                    | 800-804        | 0         | 0       | 0       | 0    | 0     |       |
| -Fracture - Neck, Trunk                              | 805-809        | 0         | 1       | 3       | 2    | 6     |       |
| -Fracture - Upper Limb                               | 810-819        | 0         | 0       | 2       | 5    | 7     |       |
| -Fracture - Lower Limb                               | 820-829        | 0         | 2       | 8       | 5    | 15    |       |
| -Dislocation   | 830-839        | 0         | 6       | 23      | 19   | 48    |       |
| -Sprains & Strains - Back                            | 846-847        | 1         | 15      | 32      | 33   | 81    |       |
| -Sprains & Strains - Other                           | 840-845, 848   | 2         | 2       | 19      | 45   | 68    |       |
| -Intracranial Injury                                 | 850-854        | 0         | 0       | 0       | 0    | 0     |       |
| -Internal Injury - Thorax, Abdomen, Pelvis           | 860-869        | 0         | 0       | 0       | 0    | 0     |       |
| -Open Wound - Head, Neck, Trunk                      | 870-879        | 2         | 1       | 3       | 9    | 15    |       |
| -Open Wound - Upper Limb                             | 880-887        | 0         | 1       | 1       | 1    | 3     |       |
| -Open Wound - Lower Limb                             | 890-897        | 0         | 0       | 2       | 3    | 5     |       |
| -Late Effects of Accident                            | 905-909        | 0         | 0       | 1       | 0    | 1     |       |
| -Superficial Injury                                  | 910-919        | 0         | 1       | 6       | 1    | 8     |       |
| -Contusion   | 920-924        | 0         | 5       | 7       | 5    | 17    |       |
| -Foreign Body Entering Orifice                       | 930-939        | 0         | 0       | 0       | 0    | 0     |       |
| -Burns   | 940-949        | 0         | 0       | 0       | 1    | 1     |       |
| -Injury to Nerves & Spinal Cord                      | 950-957        | 0         | 0       | 1       | 0    | 1     |       |
| -Complications & Unspecified Injuries                | 958-959        | 1         | 3       | 7       | 9    | 20    |       |

(Continued)

\*Only those diagnostic categories and gender/age combinations with at least one occurrence appear in this table.

# Pantex Plant 2005

## Absence Data

### Appendix G. Number of Diagnoses in Each Diagnostic Category by Gender and Age\*

|  |                | Men       |         |         |      |       | TOTAL | TOTAL |
|--|----------------|-----------|---------|---------|------|-------|-------|-------|
|  |                | Age Group |         |         |      | TOTAL |       |       |
|  |                | 16 - 29   | 30 - 39 | 40 - 49 | 50 + |       |       |       |
| Diagnostic Category                                  | ICD-9-CM Code  |           |         |         |      |       |       |       |
| -Ectopic & Molar Pregnancy                           | 630-633        | 0         | 0       | 0       | 0    | 0     | 1     |       |
| -Pregnancy with Abortive Outcome                     | 634-639        | 0         | 0       | 0       | 0    | 0     | 6     |       |
| <b>SKIN &amp; SUBCUTANEOUS TISSUE</b>                | <b>680-709</b> | 11        | 30      | 81      | 95   | 217   | 319   |       |
| -Infections  | 680-686        | 5         | 5       | 15      | 27   | 52    | 66    |       |
| -Other Inflammatory Conditions                       | 690-698        | 0         | 12      | 44      | 23   | 79    | 105   |       |
| -Other   | 700-709        | 6         | 13      | 22      | 45   | 86    | 148   |       |
| <b>MUSCULOSKELETAL &amp; CONNECTIVE TISSUE</b>       | <b>710-739</b> | 88        | 564     | 785     | 879  | 2,316 | 3,819 |       |
| -Arthropathies                                       | 710-719        | 24        | 72      | 160     | 233  | 489   | 833   |       |
| -Dorsopathies  | 720-724        | 39        | 344     | 381     | 424  | 1,188 | 1,864 |       |
| -Rheumatism, Excluding Back                          | 725-729        | 15        | 95      | 150     | 165  | 425   | 759   |       |
| -Other Dis & Acquired Deformities                    | 730-739        | 10        | 53      | 94      | 57   | 214   | 363   |       |
| <b>CONGENITAL ANOMALIES</b>                          | <b>740-759</b> | 1         | 5       | 2       | 8    | 16    | 30    |       |
| <b>SYMPTOMS, SIGNS, &amp; ILL-DEFINED CONDITIONS</b> | <b>780-799</b> | 83        | 211     | 273     | 739  | 1,306 | 2,160 |       |
| -Symptoms  | 780-789        | 78        | 198     | 251     | 682  | 1,209 | 2,014 |       |
| -Non-Specific Abnormal Findings                      | 790-796        | 5         | 11      | 17      | 51   | 84    | 132   |       |
| -Ill-Defined & Unknown Causes                        | 797-799        | 0         | 2       | 5       | 6    | 13    | 14    |       |
| <b>INJURY &amp; POISONING</b>                        | <b>800-999</b> | 80        | 187     | 214     | 346  | 827   | 1,203 |       |
| -Fracture - Skull                                    | 800-804        | 0         | 0       | 0       | 2    | 2     | 2     |       |
| -Fracture - Neck, Trunk                              | 805-809        | 1         | 2       | 5       | 1    | 9     | 15    |       |
| -Fracture - Upper Limb                               | 810-819        | 6         | 2       | 12      | 6    | 26    | 33    |       |
| -Fracture - Lower Limb                               | 820-829        | 3         | 9       | 1       | 12   | 25    | 40    |       |
| -Dislocation   | 830-839        | 2         | 26      | 23      | 34   | 85    | 133   |       |
| -Sprains & Strains - Back                            | 846-847        | 1         | 26      | 31      | 50   | 108   | 189   |       |
| -Sprains & Strains - Other                           | 840-845, 848   | 9         | 43      | 49      | 71   | 172   | 240   |       |
| -Intracranial Injury                                 | 850-854        | 0         | 0       | 0       | 2    | 2     | 2     |       |
| -Internal Injury - Thorax, Abdomen, Pelvis           | 860-869        | 0         | 0       | 2       | 0    | 2     | 2     |       |
| -Open Wound - Head, Neck, Trunk                      | 870-879        | 2         | 7       | 8       | 22   | 39    | 54    |       |
| -Open Wound - Upper Limb                             | 880-887        | 6         | 4       | 5       | 5    | 20    | 23    |       |
| -Open Wound - Lower Limb                             | 890-897        | 1         | 0       | 0       | 2    | 3     | 8     |       |
| -Late Effects of Accident                            | 905-909        | 0         | 0       | 6       | 1    | 7     | 8     |       |
| -Superficial Injury                                  | 910-919        | 5         | 1       | 6       | 7    | 19    | 27    |       |
| -Contusion   | 920-924        | 2         | 7       | 4       | 6    | 19    | 36    |       |
| -Foreign Body Entering Orifice                       | 930-939        | 0         | 0       | 2       | 1    | 3     | 3     |       |
| -Burns   | 940-949        | 0         | 0       | 0       | 0    | 0     | 1     |       |
| -Injury to Nerves & Spinal Cord                      | 950-957        | 0         | 2       | 1       | 0    | 3     | 4     |       |
| -Complications & Unspecified Injuries                | 958-959        | 9         | 7       | 3       | 17   | 36    | 56    |       |

(Continued)

\*Only those diagnostic categories and gender/age combinations with at least one occurrence appear in this table.

**Pantex Plant 2005**

**Absence Data**

**Appendix G. Number of Diagnoses in Each Diagnostic Category by Gender and Age\***

|   |               | Women     |         |         |      |       |
|---|---------------|-----------|---------|---------|------|-------|
|   |               | Age Group |         |         |      | TOTAL |
|   |               | 16 - 29   | 30 - 39 | 40 - 49 | 50 + |       |
| Diagnostic Category                       | ICD-9-CM Code |           |         |         |      |       |
| -Poisoning - Medicinal/Biological         | 960-979       | 0         | 0       | 2       | 0    | 2     |
| -Toxic Effects - Non-medicinal            | 980-989       | 0         | 0       | 0       | 0    | 0     |
| -Unspecified Effects - External Causes    | 990-995       | 3         | 14      | 16      | 30   | 63    |
| -Complications of Surgical/Medical Care   | 996-999       | 0         | 2       | 4       | 9    | 15    |
| HEALTH STATUS/HEALTH SERVICE CONTACT      | V01-V82       | 17        | 39      | 152     | 198  | 406   |
| -Communicable Dis                         | V01-V06       | 0         | 0       | 0       | 0    | 0     |
| -Isolation & Prophylactic Measures        | V07-V09       | 0         | 0       | 3       | 2    | 5     |
| -Personal & Family History                | V10-V19       | 0         | 0       | 3       | 17   | 20    |
| -Health Services Reproduction/Development | V20-V29       | 6         | 4       | 0       | 2    | 12    |
| -Health Status                            | V40-V49       | 0         | 0       | 0       | 2    | 2     |
| -Specific Procedures/Aftercare            | V50-V59       | 4         | 1       | 2       | 4    | 11    |
| -Other Circumstances                      | V60-V69       | 0         | 9       | 31      | 58   | 98    |
| -Examination & Investigation              | V70-V82       | 7         | 25      | 113     | 113  | 258   |

\*Only those diagnostic categories and gender/age combinations with at least one occurrence appear in this table.

**Pantex Plant 2005**

**Absence Data**

**Appendix G. Number of Diagnoses in Each Diagnostic Category by Gender and Age\***

|   |               | Men       |         |         |      |       | TOTAL | TOTAL |
|---|---------------|-----------|---------|---------|------|-------|-------|-------|
|   |               | Age Group |         |         |      | TOTAL |       |       |
|   |               | 16 - 29   | 30 - 39 | 40 - 49 | 50 + |       |       |       |
| Diagnostic Category                       | ICD-9-CM Code |           |         |         |      |       |       |       |
| -Poisoning - Medicinal/Biological         | 960-979       | 0         | 0       | 0       | 0    | 0     | 2     |       |
| -Toxic Effects - Non-medicinal            | 980-989       | 1         | 1       | 2       | 2    | 6     | 6     |       |
| -Unspecified Effects - External Causes    | 990-995       | 30        | 44      | 43      | 97   | 214   | 277   |       |
| -Complications of Surgical/Medical Care   | 996-999       | 2         | 6       | 11      | 8    | 27    | 42    |       |
| HEALTH STATUS/HEALTH SERVICE CONTACT      | V01-V82       | 36        | 110     | 202     | 371  | 719   | 1,125 |       |
| -Communicable Dis                         | V01-V06       | 0         | 0       | 0       | 1    | 1     | 1     |       |
| -Isolation & Prophylactic Measures        | V07-V09       | 0         | 0       | 2       | 0    | 2     | 7     |       |
| -Personal & Family History                | V10-V19       | 1         | 0       | 5       | 43   | 49    | 69    |       |
| -Health Services Reproduction/Development | V20-V29       | 9         | 18      | 3       | 1    | 31    | 43    |       |
| -Health Status                            | V40-V49       | 0         | 0       | 10      | 18   | 28    | 30    |       |
| -Specific Procedures/Aftercare            | V50-V59       | 1         | 4       | 2       | 2    | 9     | 20    |       |
| -Other Circumstances                      | V60-V69       | 11        | 48      | 72      | 96   | 227   | 325   |       |
| -Examination & Investigation              | V70-V82       | 14        | 40      | 108     | 210  | 372   | 630   |       |

| Diagnostic Category | Women     |         |         |       |       | Men       |         |         |       |        | TOTAL  |
|---------------------|-----------|---------|---------|-------|-------|-----------|---------|---------|-------|--------|--------|
|                     | Age Group |         |         |       | TOTAL | Age Group |         |         |       | TOTAL  |        |
|                     | 16 - 29   | 30 - 39 | 40 - 49 | 50 +  |       | 16 - 29   | 30 - 39 | 40 - 49 | 50 +  |        |        |
| <b>Total</b>        | 310       | 887     | 2,256   | 2,917 | 6,370 | 655       | 2,055   | 2,987   | 4,914 | 10,611 | 16,981 |

\*Only those diagnostic categories and gender/age combinations with at least one occurrence appear in this table.

**Pantex Plant 2005**

**Absence Data**

**Appendix H. Total Number of Calendar Days Absent in Each Diagnostic Category by Gender and Age\***

|   |                  | Women     |         |         |       |       |
|---|------------------|-----------|---------|---------|-------|-------|
|   |                  | Age Group |         |         |       | TOTAL |
|   |                  | 16 - 29   | 30 - 39 | 40 - 49 | 50 +  |       |
| Diagnostic Category                       | ICD-9-CM Code    |           |         |         |       |       |
| INFECTIOUS & PARASITIC DISEASES (DIS)     | 001-139          | 34        | 110     | 187     | 219   | 550   |
| MALIGNANT NEOPLASMS                       | 140-208, 230-234 | 0         | 0       | 407     | 88    | 495   |
| BENIGN & UNCERTAIN NEOPLASMS              | 210-229, 235-239 | 0         | 38      | 122     | 34    | 194   |
| ENDOCRINE/METABOLIC/IMMUNITY              | 240-279          | 7         | 97      | 305     | 569   | 978   |
| BLOOD & BLOOD-FORMING ORGANS              | 280-289          | 11        | 6       | 133     | 132   | 282   |
| MENTAL DISORDERS                          | 290-319          | 19        | 53      | 78      | 516   | 666   |
| NERVOUS SYSTEM (NS) & SENSE ORGANS        | 320-389          | 45        | 246     | 619     | 660   | 1,570 |
| CIRCULATORY SYSTEM                        | 390-459          | 0         | 31      | 119     | 495   | 645   |
| RESPIRATORY SYSTEM                        | 460-519          | 170       | 393     | 842     | 1,340 | 2,745 |
| DIGESTIVE SYSTEM                          | 520-579          | 80        | 162     | 504     | 555   | 1,301 |
| GENTOURINARY SYSTEM                       | 580-629          | 194       | 263     | 636     | 170   | 1,263 |
| PREGNANCY & CHILDBIRTH                    | 630-677          | 0         | 18      | 3       | 0     | 21    |
| SKIN & SUBCUTANEOUS TISSUE                | 680-709          | 2         | 10      | 137     | 459   | 608   |
| MUSCULOSKELETAL & CONNECTIVE TISSUE       | 710-739          | 22        | 323     | 1,351   | 2,373 | 4,069 |
| CONGENITAL ANOMALIES                      | 740-759          | 0         | 14      | 14      | 80    | 108   |
| SYMPTOMS, SIGNS, & ILL-DEFINED CONDITIONS | 780-799          | 106       | 181     | 936     | 1,002 | 2,225 |
| INJURY & POISONING                        | 800-999          | 18        | 146     | 750     | 1,225 | 2,139 |

\*Absences with >1 ICD-9-CM code in the same diagnostic category were counted only once. Only those diagnostic categories and gender/age combinations with at least one occurrence appear in this table.

## Pantex Plant 2005

### Absence Data

#### Appendix H. Total Number of Calendar Days Absent in Each Diagnostic Category by Gender and Age\*

|   |                  | Men       |         |         |       |       | TOTAL  | TOTAL |
|---|------------------|-----------|---------|---------|-------|-------|--------|-------|
|   |                  | Age Group |         |         |       | TOTAL |        |       |
|   |                  | 16 - 29   | 30 - 39 | 40 - 49 | 50 +  |       |        |       |
| Diagnostic Category                       | ICD-9-CM Code    |           |         |         |       |       |        |       |
| INFECTIOUS & PARASITIC DISEASES (DIS)     | 001-139          | 40        | 237     | 170     | 572   | 1,019 | 1,569  |       |
| MALIGNANT NEOPLASMS                       | 140-208, 230-234 | 0         | 106     | 255     | 388   | 749   | 1,244  |       |
| BENIGN & UNCERTAIN NEOPLASMS              | 210-229, 235-239 | 1         | 8       | 276     | 189   | 474   | 668    |       |
| ENDOCRINE/METABOLIC/IMMUNITY              | 240-279          | 18        | 140     | 284     | 827   | 1,269 | 2,247  |       |
| BLOOD & BLOOD-FORMING ORGANS              | 280-289          | 1         | 0       | 15      | 51    | 67    | 349    |       |
| MENTAL DISORDERS                          | 290-319          | 6         | 29      | 156     | 469   | 660   | 1,326  |       |
| NERVOUS SYSTEM (NS) & SENSE ORGANS        | 320-389          | 85        | 297     | 443     | 1,014 | 1,839 | 3,409  |       |
| CIRCULATORY SYSTEM                        | 390-459          | 8         | 117     | 374     | 2,093 | 2,592 | 3,237  |       |
| RESPIRATORY SYSTEM                        | 460-519          | 375       | 954     | 1,120   | 1,759 | 4,208 | 6,953  |       |
| DIGESTIVE SYSTEM                          | 520-579          | 149       | 438     | 670     | 1,501 | 2,758 | 4,059  |       |
| GENTOURINARY SYSTEM                       | 580-629          | 28        | 84      | 132     | 899   | 1,143 | 2,406  |       |
| PREGNANCY & CHILDBIRTH                    | 630-677          | 0         | 0       | 0       | 0     | 0     | 21     |       |
| SKIN & SUBCUTANEOUS TISSUE                | 680-709          | 58        | 60      | 194     | 383   | 695   | 1,303  |       |
| MUSCULOSKELETAL & CONNECTIVE TISSUE       | 710-739          | 191       | 1,335   | 2,531   | 4,575 | 8,632 | 12,701 |       |
| CONGENITAL ANOMALIES                      | 740-759          | 1         | 9       | 1       | 123   | 134   | 242    |       |
| SYMPTOMS, SIGNS, & ILL-DEFINED CONDITIONS | 780-799          | 216       | 489     | 773     | 2,397 | 3,875 | 6,100  |       |
| INJURY & POISONING                        | 800-999          | 157       | 1,101   | 1,590   | 2,276 | 5,124 | 7,263  |       |

\*Absences with >1 ICD-9-CM code in the same diagnostic category were counted only once. Only those diagnostic categories and gender/age combinations with at least one occurrence appear in this table.

**Pantex Plant 2005**

Absence Data

Appendix I. Number of Diagnoses in Each Diagnostic Category by Gender and Job Category\*

| Diagnostic Category                              |                         | Women        |                        |                   |         |                   |        |                |
|--|-------------------------|--------------|------------------------|-------------------|---------|-------------------|--------|----------------|
|  |                         | Job Category |                        |                   |         |                   |        |                |
|  |                         | Professional | Administrative Support | Technical Support | Service | Security and Fire | Crafts | Line Operators |
| ICD-9-CM Code                                    |                         |              |                        |                   |         |                   |        |                |
| <b>INFECTIOUS &amp; PARASITIC DISEASES (DIS)</b> | <b>001-139</b>          | 22           | 76                     | 4                 | 7       | 10                | 0      | 8              |
| -Intestinal Infectious Dis                       | 001-009                 | 12           | 26                     | 0                 | 2       | 3                 | 0      | 2              |
| -Tuberculosis                                    | 010-018                 | 0            | 0                      | 0                 | 2       | 0                 | 0      | 0              |
| -Other Bacterial Dis                             | 030-041                 | 3            | 12                     | 0                 | 0       | 1                 | 0      | 0              |
| -Polio & Other Viral CNS Dis                     | 045-049                 | 0            | 0                      | 1                 | 0       | 0                 | 0      | 0              |
| -Viral Dis with Exanthem                         | 050-057                 | 1            | 7                      | 0                 | 1       | 1                 | 0      | 1              |
| -Arthropod-Borne Viral Dis                       | 060-066                 | 0            | 3                      | 0                 | 0       | 1                 | 0      | 0              |
| -Other Viral Dis & Chlamydiae                    | 070-079                 | 5            | 19                     | 2                 | 2       | 4                 | 0      | 2              |
| -Mycoses   | 110-118                 | 1            | 7                      | 1                 | 0       | 0                 | 0      | 3              |
| -Late Effects                                    | 137-139                 | 0            | 2                      | 0                 | 0       | 0                 | 0      | 0              |
| <b>MALIGNANT NEOPLASMS</b>                       | <b>140-208, 230-234</b> | 24           | 27                     | 0                 | 10      | 2                 | 0      | 4              |
| -Bone, Connective Tissue, Skin                   | 170-173, 176            | 3            | 2                      | 0                 | 10      | 0                 | 0      | 3              |
| -Breast  | 174-175                 | 15           | 2                      | 0                 | 0       | 2                 | 0      | 0              |
| -Genitourinary                                   | 179-189                 | 0            | 12                     | 0                 | 0       | 0                 | 0      | 0              |
| -Other & Unspecified Sites                       | 190, 193-199            | 6            | 4                      | 0                 | 0       | 0                 | 0      | 0              |
| -Lymphatic & Hematopoietic                       | 200-208                 | 0            | 7                      | 0                 | 0       | 0                 | 0      | 0              |
| -Carcinoma in situ                               | 230-234                 | 0            | 0                      | 0                 | 0       | 0                 | 0      | 1              |
| <b>BENIGN &amp; UNCERTAIN NEOPLASMS</b>          | <b>210-229, 235-239</b> | 8            | 12                     | 2                 | 7       | 3                 | 0      | 1              |
| <b>ENDOCRINE/METABOLIC/IMMUNITY</b>              | <b>240-279</b>          | 29           | 101                    | 26                | 13      | 8                 | 0      | 32             |
| -Thyroid Gland Disorders                         | 240-246                 | 2            | 19                     | 10                | 7       | 3                 | 0      | 3              |
| -Other Endocrine Gland Dis                       | 250-259                 | 22           | 49                     | 9                 | 2       | 1                 | 0      | 10             |
| -Nutritional Deficiencies                        | 260-269                 | 0            | 0                      | 0                 | 0       | 0                 | 0      | 1              |
| -Other Metabolic & Immunity Disorders            | 270-279                 | 5            | 33                     | 7                 | 4       | 4                 | 0      | 18             |
| <b>BLOOD &amp; BLOOD-FORMING ORGANS</b>          | <b>280-289</b>          | 6            | 14                     | 3                 | 0       | 2                 | 0      | 8              |
| <b>MENTAL DISORDERS</b>                          | <b>290-319</b>          | 22           | 56                     | 11                | 5       | 1                 | 0      | 22             |
| -Psychoses                                       | 290-299                 | 11           | 9                      | 6                 | 0       | 0                 | 0      | 6              |
| -Non-Psychotic Disorders                         | 300-302, 306-316        | 10           | 47                     | 5                 | 5       | 1                 | 0      | 15             |
| -Drug Dependence                                 | 304-305                 | 1            | 0                      | 0                 | 0       | 0                 | 0      | 1              |
| <b>NERVOUS SYSTEM (NS) &amp; SENSE ORGANS</b>    | <b>320-389</b>          | 101          | 334                    | 38                | 27      | 24                | 1      | 116            |
| -Hereditary/Degenerative Central NS Dis          | 330-337                 | 9            | 2                      | 0                 | 0       | 0                 | 0      | 6              |

(Continued)

\*Only those diagnostic categories and gender/job category combinations with at least one occurrence appear in this table.

## Pantex Plant 2005

### Absence Data

#### Appendix I. Number of Diagnoses in Each Diagnostic Category by Gender and Job Category\*

|  |                         | Women |
|--|-------------------------|-------|
|  |                         | TOTAL |
| Diagnostic Category                              | ICD-9-CM Code           |       |
| <b>INFECTIOUS &amp; PARASITIC DISEASES (DIS)</b> | <b>001-139</b>          | 127   |
| -Intestinal Infectious Dis                       | 001-009                 | 45    |
| -Tuberculosis                                    | 010-018                 | 2     |
| -Other Bacterial Dis                             | 030-041                 | 16    |
| -Polio & Other Viral CNS Dis                     | 045-049                 | 1     |
| -Viral Dis with Exanthem                         | 050-057                 | 11    |
| -Arthropod-Borne Viral Dis                       | 060-066                 | 4     |
| -Other Viral Dis & Chlamydiae                    | 070-079                 | 34    |
| -Mycoses   | 110-118                 | 12    |
| -Late Effects                                    | 137-139                 | 2     |
| <b>MALIGNANT NEOPLASMS</b>                       | <b>140-208, 230-234</b> | 67    |
| -Bone, Connective Tissue, Skin                   | 170-173, 176            | 18    |
| -Breast  | 174-175                 | 19    |
| -Genitourinary                                   | 179-189                 | 12    |
| -Other & Unspecified Sites                       | 190, 193-199            | 10    |
| -Lymphatic & Hematopoietic                       | 200-208                 | 7     |
| -Carcinoma in situ                               | 230-234                 | 1     |
| <b>BENIGN &amp; UNCERTAIN NEOPLASMS</b>          | <b>210-229, 235-239</b> | 33    |
| <b>ENDOCRINE/METABOLIC/IMMUNITY</b>              | <b>240-279</b>          | 209   |
| -Thyroid Gland Disorders                         | 240-246                 | 44    |
| -Other Endocrine Gland Dis                       | 250-259                 | 93    |
| -Nutritional Deficiencies                        | 260-269                 | 1     |
| -Other Metabolic & Immunity Disorders            | 270-279                 | 71    |
| <b>BLOOD &amp; BLOOD-FORMING ORGANS</b>          | <b>280-289</b>          | 33    |
| <b>MENTAL DISORDERS</b>                          | <b>290-319</b>          | 117   |
| -Psychoses                                       | 290-299                 | 32    |
| -Non-Psychotic Disorders                         | 300-302, 306-316        | 83    |
| -Drug Dependence                                 | 304-305                 | 2     |
| <b>NERVOUS SYSTEM (NS) &amp; SENSE ORGANS</b>    | <b>320-389</b>          | 641   |
| -Hereditary/Degenerative Central NS Dis          | 330-337                 | 17    |

(Continued)

\*Only those diagnostic categories and gender/job category combinations with at least one occurrence appear in this table.



## Pantex Plant 2005

### Absence Data

#### Appendix I. Number of Diagnoses in Each Diagnostic Category by Gender and Job Category\*

| Diagnostic Category                |                | Women        |                        |                   |         |
|------------------------------------|----------------|--------------|------------------------|-------------------|---------|
|                                    |                | Job Category |                        |                   |         |
|                                    |                | Professional | Administrative Support | Technical Support | Service |
| ICD-9-CM Code                      |                |              |                        |                   |         |
| -Other Disorders of Central NS     | 340-349        | 56           | 210                    | 20                | 6       |
| -Disorders of Peripheral NS        | 350-359        | 7            | 38                     | 3                 | 4       |
| -Disorders of Eye                  | 360-379        | 20           | 60                     | 13                | 13      |
| -Dis of Ear & Mastoid              | 380-389        | 9            | 24                     | 2                 | 4       |
| <b>CIRCULATORY SYSTEM</b>          | <b>390-459</b> | 21           | 83                     | 12                | 7       |
| -Hypertensive Dis                  | 401-405        | 5            | 54                     | 6                 | 7       |
| -Ischemic Heart Dis                | 410-414        | 0            | 11                     | 0                 | 0       |
| -Dis of Pulmonary Circulation      | 415-417        | 1            | 1                      | 0                 | 0       |
| -Other Heart Dis                   | 420-429        | 7            | 8                      | 0                 | 0       |
| -Cerebrovascular Dis               | 430-438        | 0            | 2                      | 0                 | 0       |
| -Dis of Arteries & Capillaries     | 440-448        | 3            | 0                      | 1                 | 0       |
| -Dis of Veins, Lymphatics, Other   | 451-459        | 5            | 7                      | 5                 | 0       |
| <b>RESPIRATORY SYSTEM</b>          | <b>460-519</b> | 169          | 527                    | 46                | 49      |
| -Acute Respiratory Infections      | 460-466        | 68           | 202                    | 23                | 14      |
| -Other Dis Upper Respiratory Tract | 470-478        | 41           | 171                    | 13                | 15      |
| -Pneumonia & Influenza             | 480-487        | 29           | 45                     | 2                 | 5       |
| -Chronic Obstructive Dis           | 490-496        | 26           | 94                     | 4                 | 15      |
| -Lung Dis from External Agents     | 500-508        | 0            | 3                      | 0                 | 0       |
| -Other Respiratory Dis             | 510-519        | 5            | 12                     | 4                 | 0       |
| <b>DIGESTIVE SYSTEM</b>            | <b>520-579</b> | 57           | 191                    | 24                | 29      |
| -Oral Cavity, Saliva Glands, Jaw   | 520-529        | 21           | 51                     | 12                | 11      |
| -Esophagus, Stomach, Duodenum      | 530-537        | 14           | 53                     | 3                 | 10      |
| -Appendicitis                      | 540-543        | 1            | 1                      | 0                 | 0       |
| -Hernia                            | 550-553        | 1            | 1                      | 2                 | 0       |
| -Enteritis, Colitis                | 555-558        | 10           | 36                     | 1                 | 2       |
| -Other Intestinal Dis              | 560-569        | 4            | 38                     | 1                 | 4       |
| -Other Digestive Dis               | 570-579        | 6            | 11                     | 5                 | 2       |
| <b>GENTOURINARY SYSTEM</b>         | <b>580-629</b> | 55           | 97                     | 21                | 9       |
| -Nephritis, Nephrosis              | 580-589        | 0            | 2                      | 0                 | 0       |
| -Other Urinary Dis                 | 590-599        | 7            | 30                     | 6                 | 3       |
| -Breast Disorders                  | 610-611        | 2            | 14                     | 0                 | 0       |
| -Pelvic Inflammatory Dis           | 614-616        | 1            | 4                      | 3                 | 0       |
| -Other Female Disorders            | 617-629        | 45           | 47                     | 12                | 6       |
| <b>PREGNANCY &amp; CHILDBIRTH</b>  | <b>630-677</b> | 2            | 4                      | 0                 | 0       |
| -Ectopic & Molar Pregnancy         | 630-633        | 0            | 0                      | 0                 | 0       |

(Continued)

\*Only those diagnostic categories and gender/job category combinations with at least one occurrence appear in this table.

## Pantex Plant 2005

### Absence Data

#### Appendix I. Number of Diagnoses in Each Diagnostic Category by Gender and Job Category\*

| Diagnostic Category                |                | Women             |        |                |       | TOTAL |
|------------------------------------|----------------|-------------------|--------|----------------|-------|-------|
|                                    |                | Job Category      |        |                |       |       |
|                                    |                | Security and Fire | Crafts | Line Operators |       |       |
| ICD-9-CM Code                      |                |                   |        |                |       |       |
| -Other Disorders of Central NS     | 340-349        | 11                | 1      | 68             | 372   |       |
| -Disorders of Peripheral NS        | 350-359        | 0                 | 0      | 4              | 56    |       |
| -Disorders of Eye                  | 360-379        | 10                | 0      | 20             | 136   |       |
| -Dis of Ear & Mastoid              | 380-389        | 3                 | 0      | 18             | 60    |       |
| <b>CIRCULATORY SYSTEM</b>          | <b>390-459</b> | 4                 | 0      | 32             | 159   |       |
| -Hypertensive Dis                  | 401-405        | 0                 | 0      | 21             | 93    |       |
| -Ischemic Heart Dis                | 410-414        | 0                 | 0      | 0              | 11    |       |
| -Dis of Pulmonary Circulation      | 415-417        | 1                 | 0      | 2              | 5     |       |
| -Other Heart Dis                   | 420-429        | 2                 | 0      | 1              | 18    |       |
| -Cerebrovascular Dis               | 430-438        | 0                 | 0      | 0              | 2     |       |
| -Dis of Arteries & Capillaries     | 440-448        | 1                 | 0      | 0              | 5     |       |
| -Dis of Veins, Lymphatics, Other   | 451-459        | 0                 | 0      | 8              | 25    |       |
| <b>RESPIRATORY SYSTEM</b>          | <b>460-519</b> | 63                | 7      | 170            | 1,031 |       |
| -Acute Respiratory Infections      | 460-466        | 26                | 1      | 51             | 385   |       |
| -Other Dis Upper Respiratory Tract | 470-478        | 16                | 3      | 63             | 322   |       |
| -Pneumonia & Influenza             | 480-487        | 8                 | 0      | 16             | 105   |       |
| -Chronic Obstructive Dis           | 490-496        | 12                | 3      | 33             | 187   |       |
| -Lung Dis from External Agents     | 500-508        | 0                 | 0      | 0              | 3     |       |
| -Other Respiratory Dis             | 510-519        | 1                 | 0      | 7              | 29    |       |
| <b>DIGESTIVE SYSTEM</b>            | <b>520-579</b> | 36                | 2      | 94             | 433   |       |
| -Oral Cavity, Saliva Glands, Jaw   | 520-529        | 6                 | 0      | 25             | 126   |       |
| -Esophagus, Stomach, Duodenum      | 530-537        | 16                | 2      | 8              | 106   |       |
| -Appendicitis                      | 540-543        | 0                 | 0      | 0              | 2     |       |
| -Hernia                            | 550-553        | 0                 | 0      | 1              | 5     |       |
| -Enteritis, Colitis                | 555-558        | 5                 | 0      | 20             | 74    |       |
| -Other Intestinal Dis              | 560-569        | 8                 | 0      | 36             | 91    |       |
| -Other Digestive Dis               | 570-579        | 1                 | 0      | 4              | 29    |       |
| <b>GENTOURINARY SYSTEM</b>         | <b>580-629</b> | 31                | 2      | 43             | 258   |       |
| -Nephritis, Nephrosis              | 580-589        | 0                 | 0      | 0              | 2     |       |
| -Other Urinary Dis                 | 590-599        | 8                 | 0      | 7              | 61    |       |
| -Breast Disorders                  | 610-611        | 10                | 0      | 2              | 28    |       |
| -Pelvic Inflammatory Dis           | 614-616        | 2                 | 0      | 4              | 14    |       |
| -Other Female Disorders            | 617-629        | 11                | 2      | 30             | 153   |       |
| <b>PREGNANCY &amp; CHILDBIRTH</b>  | <b>630-677</b> | 1                 | 0      | 0              | 7     |       |
| -Ectopic & Molar Pregnancy         | 630-633        | 1                 | 0      | 0              | 1     |       |

(Continued)

\*Only those diagnostic categories and gender/job category combinations with at least one occurrence appear in this table.

## Pantex Plant 2005

### Absence Data

#### Appendix I. Number of Diagnoses in Each Diagnostic Category by Gender and Job Category\*

| Diagnostic Category                       |              | Women        |                        |                   |         |
|---|--------------|--------------|------------------------|-------------------|---------|
|   |              | Job Category |                        |                   |         |
|   |              | Professional | Administrative Support | Technical Support | Service |
| ICD-9-CM Code                             |              |              |                        |                   |         |
| -Pregnancy with Abortive Outcome          | 634-639      | 2            | 4                      | 0                 | 0       |
| SKIN & SUBCUTANEOUS TISSUE                | 680-709      | 18           | 52                     | 6                 | 3       |
| -Infections                               | 680-686      | 5            | 4                      | 1                 | 2       |
| -Other Inflammatory Conditions            | 690-698      | 1            | 19                     | 1                 | 0       |
| -Other                                    | 700-709      | 12           | 29                     | 4                 | 1       |
| MUSCULOSKELETAL & CONNECTIVE TISSUE       | 710-739      | 281          | 582                    | 118               | 103     |
| -Arthropathies                            | 710-719      | 98           | 124                    | 19                | 16      |
| -Dorsopathies                             | 720-724      | 83           | 285                    | 60                | 41      |
| -Rheumatism, Excluding Back               | 725-729      | 71           | 117                    | 30                | 30      |
| -Other Dis & Acquired Deformities         | 730-739      | 29           | 56                     | 9                 | 16      |
| CONGENITAL ANOMALIES                      | 740-759      | 1            | 11                     | 0                 | 2       |
| SYMPTOMS, SIGNS, & ILL-DEFINED CONDITIONS | 780-799      | 156          | 429                    | 42                | 53      |
| -Symptoms                                 | 780-789      | 145          | 408                    | 40                | 48      |
| -Non-Specific Abnormal Findings           | 790-796      | 11           | 21                     | 2                 | 5       |
| -Ill-Defined & Unknown Causes             | 797-799      | 0            | 0                      | 0                 | 0       |
| INJURY & POISONING                        | 800-999      | 57           | 168                    | 28                | 40      |
| -Fracture - Neck, Trunk                   | 805-809      | 0            | 3                      | 0                 | 0       |
| -Fracture - Upper Limb                    | 810-819      | 2            | 4                      | 0                 | 0       |
| -Fracture - Lower Limb                    | 820-829      | 5            | 7                      | 3                 | 0       |
| -Dislocation                              | 830-839      | 13           | 21                     | 4                 | 0       |
| -Sprains & Strains - Back                 | 846-847      | 5            | 32                     | 4                 | 23      |
| -Sprains & Strains - Other                | 840-845, 848 | 18           | 35                     | 2                 | 3       |
| -Open Wound - Head, Neck, Trunk           | 870-879      | 1            | 5                      | 5                 | 1       |
| -Open Wound - Upper Limb                  | 880-887      | 1            | 0                      | 0                 | 1       |
| -Open Wound - Lower Limb                  | 890-897      | 0            | 3                      | 0                 | 1       |
| -Late Effects of Accident                 | 905-909      | 0            | 0                      | 0                 | 0       |
| -Superficial Injury                       | 910-919      | 1            | 1                      | 0                 | 1       |
| -Contusion                                | 920-924      | 1            | 6                      | 1                 | 1       |
| -Burns                                    | 940-949      | 0            | 1                      | 0                 | 0       |
| -Injury to Nerves & Spinal Cord           | 950-957      | 0            | 1                      | 0                 | 0       |
| -Complications & Unspecified Injuries     | 958-959      | 4            | 6                      | 2                 | 1       |
| -Poisoning - Medicinal/Biological         | 960-979      | 0            | 2                      | 0                 | 0       |
| -Unspecified Effects - External Causes    | 990-995      | 5            | 31                     | 6                 | 7       |
| -Complications of Surgical/Medical Care   | 996-999      | 1            | 10                     | 1                 | 1       |
| HEALTH STATUS/HEALTH SERVICE CONTACT      | V01-V82      | 41           | 183                    | 19                | 52      |

(Continued)

\*Only those diagnostic categories and gender/job category combinations with at least one occurrence appear in this table.

## Pantex Plant 2005

### Absence Data

#### Appendix I. Number of Diagnoses in Each Diagnostic Category by Gender and Job Category\*

| Diagnostic Category                       |               | Women             |        |                |       | TOTAL |
|---|---------------|-------------------|--------|----------------|-------|-------|
|   |               | Job Category      |        |                |       |       |
|   |               | Security and Fire | Crafts | Line Operators |       |       |
|   | ICD-9-CM Code |                   |        |                |       |       |
| -Pregnancy with Abortive Outcome          | 634-639       | 0                 | 0      | 0              | 6     |       |
| SKIN & SUBCUTANEOUS TISSUE                | 680-709       | 3                 | 1      | 19             | 102   |       |
| -Infections                               | 680-686       | 2                 | 0      | 0              | 14    |       |
| -Other Inflammatory Conditions            | 690-698       | 0                 | 1      | 4              | 26    |       |
| -Other                                    | 700-709       | 1                 | 0      | 15             | 62    |       |
| MUSCULOSKELETAL & CONNECTIVE TISSUE       | 710-739       | 114               | 10     | 295            | 1,503 |       |
| -Arthropathies                            | 710-719       | 17                | 3      | 67             | 344   |       |
| -Dorsopathies                             | 720-724       | 53                | 6      | 148            | 676   |       |
| -Rheumatism, Excluding Back               | 725-729       | 20                | 1      | 65             | 334   |       |
| -Other Dis & Acquired Deformities         | 730-739       | 24                | 0      | 15             | 149   |       |
| CONGENITAL ANOMALIES                      | 740-759       | 0                 | 0      | 0              | 14    |       |
| SYMPTOMS, SIGNS, & ILL-DEFINED CONDITIONS | 780-799       | 56                | 1      | 117            | 854   |       |
| -Symptoms                                 | 780-789       | 52                | 1      | 111            | 805   |       |
| -Non-Specific Abnormal Findings           | 790-796       | 4                 | 0      | 5              | 48    |       |
| -Ill-Defined & Unknown Causes             | 797-799       | 0                 | 0      | 1              | 1     |       |
| INJURY & POISONING                        | 800-999       | 28                | 2      | 53             | 376   |       |
| -Fracture - Neck, Trunk                   | 805-809       | 0                 | 0      | 3              | 6     |       |
| -Fracture - Upper Limb                    | 810-819       | 0                 | 0      | 1              | 7     |       |
| -Fracture - Lower Limb                    | 820-829       | 0                 | 0      | 0              | 15    |       |
| -Dislocation                              | 830-839       | 3                 | 0      | 7              | 48    |       |
| -Sprains & Strains - Back                 | 846-847       | 4                 | 1      | 12             | 81    |       |
| -Sprains & Strains - Other                | 840-845, 848  | 4                 | 0      | 6              | 68    |       |
| -Open Wound - Head, Neck, Trunk           | 870-879       | 2                 | 0      | 1              | 15    |       |
| -Open Wound - Upper Limb                  | 880-887       | 1                 | 0      | 0              | 3     |       |
| -Open Wound - Lower Limb                  | 890-897       | 1                 | 0      | 0              | 5     |       |
| -Late Effects of Accident                 | 905-909       | 0                 | 0      | 1              | 1     |       |
| -Superficial Injury                       | 910-919       | 0                 | 0      | 5              | 8     |       |
| -Contusion                                | 920-924       | 3                 | 0      | 5              | 17    |       |
| -Burns                                    | 940-949       | 0                 | 0      | 0              | 1     |       |
| -Injury to Nerves & Spinal Cord           | 950-957       | 0                 | 0      | 0              | 1     |       |
| -Complications & Unspecified Injuries     | 958-959       | 5                 | 0      | 2              | 20    |       |
| -Poisoning - Medicinal/Biological         | 960-979       | 0                 | 0      | 0              | 2     |       |
| -Unspecified Effects - External Causes    | 990-995       | 3                 | 1      | 10             | 63    |       |
| -Complications of Surgical/Medical Care   | 996-999       | 2                 | 0      | 0              | 15    |       |
| HEALTH STATUS/HEALTH SERVICE CONTACT      | V01-V82       | 40                | 3      | 68             | 406   |       |

(Continued)

\*Only those diagnostic categories and gender/job category combinations with at least one occurrence appear in this table.

**Pantex Plant 2005**

**Absence Data**

**Appendix I. Number of Diagnoses in Each Diagnostic Category by Gender and Job Category\***

|   |               | Women        |                        |                   |         |
|---|---------------|--------------|------------------------|-------------------|---------|
|   |               | Job Category |                        |                   |         |
|   |               | Professional | Administrative Support | Technical Support | Service |
| Diagnostic Category                       | ICD-9-CM Code |              |                        |                   |         |
| -Isolation & Prophylactic Measures        | V07-V09       | 1            | 2                      | 2                 | 0       |
| -Personal & Family History                | V10-V19       | 1            | 9                      | 1                 | 6       |
| -Health Services Reproduction/Development | V20-V29       | 2            | 7                      | 0                 | 0       |
| -Health Status                            | V40-V49       | 0            | 1                      | 0                 | 0       |
| -Specific Procedures/Aftercare            | V50-V59       | 4            | 2                      | 0                 | 1       |
| -Other Circumstances                      | V60-V69       | 15           | 44                     | 5                 | 17      |
| -Examination & Investigation              | V70-V82       | 18           | 118                    | 11                | 28      |

\*Only those diagnostic categories and gender/job category combinations with at least one occurrence appear in this table.

**Pantex Plant 2005**

**Absence Data**

**Appendix I. Number of Diagnoses in Each Diagnostic Category by Gender and Job Category\***

|   |               | Women             |        |                |     | TOTAL |
|---|---------------|-------------------|--------|----------------|-----|-------|
|   |               | Job Category      |        |                |     |       |
|   |               | Security and Fire | Crafts | Line Operators |     |       |
| Diagnostic Category                       | ICD-9-CM Code |                   |        |                |     |       |
| -Isolation & Prophylactic Measures        | V07-V09       | 0                 | 0      | 0              | 5   |       |
| -Personal & Family History                | V10-V19       | 0                 | 0      | 3              | 20  |       |
| -Health Services Reproduction/Development | V20-V29       | 3                 | 0      | 0              | 12  |       |
| -Health Status                            | V40-V49       | 0                 | 0      | 1              | 2   |       |
| -Specific Procedures/Aftercare            | V50-V59       | 4                 | 0      | 0              | 11  |       |
| -Other Circumstances                      | V60-V69       | 5                 | 0      | 12             | 98  |       |
| -Examination & Investigation              | V70-V82       | 28                | 3      | 52             | 258 |       |

|                     | Women        |                        |                   |         |                   |        |                |       |
|---------------------|--------------|------------------------|-------------------|---------|-------------------|--------|----------------|-------|
|                     | Job Category |                        |                   |         |                   |        |                | TOTAL |
|                     | Professional | Administrative Support | Technical Support | Service | Security and Fire | Crafts | Line Operators |       |
| Diagnostic Category |              |                        |                   |         |                   |        |                |       |
| <b>Total</b>        | 1,070        | 2,947                  | 400               | 416     | 426               | 29     | 1,082          | 6,370 |

\*Only those diagnostic categories and gender/job category combinations with at least one occurrence appear in this table.

# Pantex Plant 2005

## Absence Data

### Appendix I. Number of Diagnoses in Each Diagnostic Category by Gender and Job Category\*

| Diagnostic Category                              |                         | Men          |                        |                   |         |                   |        |                |
|--|-------------------------|--------------|------------------------|-------------------|---------|-------------------|--------|----------------|
|  |                         | Job Category |                        |                   |         |                   |        |                |
|  |                         | Professional | Administrative Support | Technical Support | Service | Security and Fire | Crafts | Line Operators |
| ICD-9-CM Code                                    |                         |              |                        |                   |         |                   |        |                |
| <b>INFECTIOUS &amp; PARASITIC DISEASES (DIS)</b> | <b>001-139</b>          | 99           | 14                     | 11                | 14      | 37                | 17     | 59             |
| -Intestinal Infectious Dis                       | 001-009                 | 19           | 7                      | 5                 | 3       | 9                 | 3      | 13             |
| -Other Bacterial Dis                             | 030-041                 | 5            | 4                      | 2                 | 3       | 4                 | 0      | 9              |
| -Viral Dis with Exanthem                         | 050-057                 | 3            | 0                      | 2                 | 2       | 0                 | 1      | 4              |
| -Other Viral Dis & Chlamydiae                    | 070-079                 | 69           | 2                      | 1                 | 4       | 18                | 13     | 27             |
| -Mycoses   | 110-118                 | 3            | 1                      | 1                 | 1       | 4                 | 0      | 6              |
| -Other Infections & Parasitic Dis                | 130-136                 | 0            | 0                      | 0                 | 1       | 2                 | 0      | 0              |
| <b>MALIGNANT NEOPLASMS</b>                       | <b>140-208, 230-234</b> | 30           | 21                     | 4                 | 15      | 13                | 5      | 11             |
| -Lip, Oral Cavity, Pharynx                       | 140-149                 | 0            | 4                      | 0                 | 0       | 0                 | 0      | 0              |
| -Digestive & Peritoneal                          | 150-159                 | 19           | 0                      | 0                 | 0       | 0                 | 0      | 0              |
| -Respiratory & Intrathoracic                     | 160-165                 | 0            | 4                      | 0                 | 0       | 6                 | 1      | 0              |
| -Bone, Connective Tissue, Skin                   | 170-173, 176            | 1            | 1                      | 1                 | 7       | 0                 | 0      | 11             |
| -Breast  | 174-175                 | 1            | 0                      | 0                 | 0       | 0                 | 0      | 0              |
| -Genitourinary                                   | 179-189                 | 4            | 2                      | 2                 | 8       | 5                 | 4      | 0              |
| -Other & Unspecified Sites                       | 190, 193-199            | 5            | 5                      | 0                 | 0       | 0                 | 0      | 0              |
| -Nervous System                                  | 191-192                 | 0            | 1                      | 0                 | 0       | 0                 | 0      | 0              |
| -Lymphatic & Hematopoietic                       | 200-208                 | 0            | 3                      | 1                 | 0       | 2                 | 0      | 0              |
| -Carcinoma in situ                               | 230-234                 | 0            | 1                      | 0                 | 0       | 0                 | 0      | 0              |
| <b>BENIGN &amp; UNCERTAIN NEOPLASMS</b>          | <b>210-229, 235-239</b> | 20           | 12                     | 7                 | 10      | 7                 | 11     | 7              |
| <b>ENDOCRINE/METABOLIC/IMMUNITY</b>              | <b>240-279</b>          | 74           | 38                     | 51                | 70      | 57                | 59     | 134            |
| -Thyroid Gland Disorders                         | 240-246                 | 2            | 0                      | 2                 | 0       | 1                 | 5      | 11             |
| -Other Endocrine Gland Dis                       | 250-259                 | 41           | 7                      | 22                | 20      | 23                | 28     | 46             |
| -Other Metabolic & Immunity Disorders            | 270-279                 | 31           | 31                     | 27                | 50      | 33                | 26     | 77             |
| <b>BLOOD &amp; BLOOD-FORMING ORGANS</b>          | <b>280-289</b>          | 6            | 2                      | 12                | 1       | 1                 | 3      | 4              |
| <b>MENTAL DISORDERS</b>                          | <b>290-319</b>          | 24           | 9                      | 27                | 16      | 21                | 3      | 34             |
| -Psychoses                                       | 290-299                 | 7            | 1                      | 24                | 1       | 3                 | 1      | 3              |
| -Non-Psychotic Disorders                         | 300-302, 306-316        | 15           | 8                      | 3                 | 15      | 15                | 1      | 28             |
| -Alcohol Dependence                              | 303                     | 0            | 0                      | 0                 | 0       | 0                 | 0      | 1              |
| -Drug Dependence                                 | 304-305                 | 2            | 0                      | 0                 | 0       | 3                 | 1      | 2              |
| <b>NERVOUS SYSTEM (NS) &amp; SENSE ORGANS</b>    | <b>320-389</b>          | 88           | 42                     | 39                | 77      | 134               | 68     | 156            |

(Continued)

\*Only those diagnostic categories and gender/job category combinations with at least one occurrence appear in this table.

## Pantex Plant 2005

### Absence Data

#### Appendix I. Number of Diagnoses in Each Diagnostic Category by Gender and Job Category\*

|  |                         | Men   |
|--|-------------------------|-------|
|  |                         | TOTAL |
| Diagnostic Category                              | ICD-9-CM Code           |       |
| <b>INFECTIOUS &amp; PARASITIC DISEASES (DIS)</b> | <b>001-139</b>          | 251   |
| -Intestinal Infectious Dis                       | 001-009                 | 59    |
| -Other Bacterial Dis                             | 030-041                 | 27    |
| -Viral Dis with Exanthem                         | 050-057                 | 12    |
| -Other Viral Dis & Chlamydiae                    | 070-079                 | 134   |
| -Mycoses   | 110-118                 | 16    |
| -Other Infections & Parasitic Dis                | 130-136                 | 3     |
| <b>MALIGNANT NEOPLASMS</b>                       | <b>140-208, 230-234</b> | 99    |
| -Lip, Oral Cavity, Pharynx                       | 140-149                 | 4     |
| -Digestive & Peritoneal                          | 150-159                 | 19    |
| -Respiratory & Intrathoracic                     | 160-165                 | 11    |
| -Bone, Connective Tissue, Skin                   | 170-173, 176            | 21    |
| -Breast  | 174-175                 | 1     |
| -Genitourinary                                   | 179-189                 | 25    |
| -Other & Unspecified Sites                       | 190, 193-199            | 10    |
| -Nervous System                                  | 191-192                 | 1     |
| -Lymphatic & Hematopoietic                       | 200-208                 | 6     |
| -Carcinoma in situ                               | 230-234                 | 1     |
| <b>BENIGN &amp; UNCERTAIN NEOPLASMS</b>          | <b>210-229, 235-239</b> | 74    |
| <b>ENDOCRINE/METABOLIC/IMMUNITY</b>              | <b>240-279</b>          | 483   |
| -Thyroid Gland Disorders                         | 240-246                 | 21    |
| -Other Endocrine Gland Dis                       | 250-259                 | 187   |
| -Other Metabolic & Immunity Disorders            | 270-279                 | 275   |
| <b>BLOOD &amp; BLOOD-FORMING ORGANS</b>          | <b>280-289</b>          | 29    |
| <b>MENTAL DISORDERS</b>                          | <b>290-319</b>          | 134   |
| -Psychoses                                       | 290-299                 | 40    |
| -Non-Psychotic Disorders                         | 300-302, 306-316        | 85    |
| -Alcohol Dependence                              | 303                     | 1     |
| -Drug Dependence                                 | 304-305                 | 8     |
| <b>NERVOUS SYSTEM (NS) &amp; SENSE ORGANS</b>    | <b>320-389</b>          | 604   |

(Continued)

\*Only those diagnostic categories and gender/job category combinations with at least one occurrence appear in this table.



## Pantex Plant 2005

### Absence Data

#### Appendix I. Number of Diagnoses in Each Diagnostic Category by Gender and Job Category\*

|   |                | Men          |                        |                   |            |
|---|----------------|--------------|------------------------|-------------------|------------|
|   |                | Job Category |                        |                   |            |
|   |                | Professional | Administrative Support | Technical Support | Service    |
| Diagnostic Category                     | ICD-9-CM Code  |              |                        |                   |            |
| -Inflammatory Dis of Central NS         | 320-326        | 1            | 0                      | 1                 | 0          |
| -Hereditary/Degenerative Central NS Dis | 330-337        | 2            | 0                      | 1                 | 2          |
| -Other Disorders of Central NS          | 340-349        | 16           | 7                      | 8                 | 7          |
| -Disorders of Peripheral NS             | 350-359        | 10           | 9                      | 7                 | 14         |
| -Disorders of Eye                       | 360-379        | 45           | 20                     | 17                | 34         |
| -Dis of Ear & Mastoid                   | 380-389        | 13           | 6                      | 5                 | 19         |
| <b>CIRCULATORY SYSTEM</b>               | <b>390-459</b> | <b>120</b>   | <b>74</b>              | <b>52</b>         | <b>112</b> |
| -Chronic Rheumatic Heart Dis            | 393-398        | 0            | 0                      | 0                 | 1          |
| -Hypertensive Dis                       | 401-405        | 36           | 38                     | 21                | 53         |
| -Ischemic Heart Dis                     | 410-414        | 46           | 13                     | 12                | 29         |
| -Dis of Pulmonary Circulation           | 415-417        | 1            | 0                      | 0                 | 0          |
| -Other Heart Dis                        | 420-429        | 25           | 7                      | 6                 | 11         |
| -Cerebrovascular Dis                    | 430-438        | 2            | 1                      | 0                 | 3          |
| -Dis of Arteries & Capillaries          | 440-448        | 1            | 9                      | 10                | 0          |
| -Dis of Veins, Lymphatics, Other        | 451-459        | 9            | 6                      | 3                 | 15         |
| <b>RESPIRATORY SYSTEM</b>               | <b>460-519</b> | <b>362</b>   | <b>149</b>             | <b>148</b>        | <b>214</b> |
| -Acute Respiratory Infections           | 460-466        | 144          | 55                     | 47                | 70         |
| -Other Dis Upper Respiratory Tract      | 470-478        | 99           | 45                     | 66                | 71         |
| -Pneumonia & Influenza                  | 480-487        | 52           | 19                     | 12                | 15         |
| -Chronic Obstructive Dis                | 490-496        | 52           | 20                     | 21                | 51         |
| -Lung Dis from External Agents          | 500-508        | 1            | 1                      | 0                 | 3          |
| -Other Respiratory Dis                  | 510-519        | 14           | 9                      | 2                 | 4          |
| <b>DIGESTIVE SYSTEM</b>                 | <b>520-579</b> | <b>178</b>   | <b>47</b>              | <b>48</b>         | <b>91</b>  |
| -Oral Cavity, Saliva Glands, Jaw        | 520-529        | 42           | 12                     | 23                | 30         |
| -Esophagus, Stomach, Duodenum           | 530-537        | 53           | 13                     | 7                 | 27         |
| -Appendicitis                           | 540-543        | 1            | 0                      | 0                 | 0          |
| -Hernia                                 | 550-553        | 5            | 2                      | 2                 | 8          |
| -Enteritis, Colitis                     | 555-558        | 23           | 4                      | 5                 | 14         |
| -Other Intestinal Dis                   | 560-569        | 32           | 11                     | 10                | 6          |
| -Other Digestive Dis                    | 570-579        | 22           | 5                      | 1                 | 6          |
| <b>GENTOURINARY SYSTEM</b>              | <b>580-629</b> | <b>58</b>    | <b>15</b>              | <b>19</b>         | <b>31</b>  |
| -Nephritis, Nephrosis                   | 580-589        | 0            | 0                      | 0                 | 3          |
| -Other Urinary Dis                      | 590-599        | 34           | 11                     | 14                | 16         |
| -Male Genital Organ Dis                 | 600-608        | 20           | 2                      | 5                 | 8          |
| -Breast Disorders                       | 610-611        | 3            | 2                      | 0                 | 4          |

(Continued)

\*Only those diagnostic categories and gender/job category combinations with at least one occurrence appear in this table.

## Pantex Plant 2005

### Absence Data

#### Appendix I. Number of Diagnoses in Each Diagnostic Category by Gender and Job Category\*

| Diagnostic Category                     |                | Men               |            |                |             | TOTAL |
|---|----------------|-------------------|------------|----------------|-------------|-------|
|   |                | Job Category      |            |                |             |       |
|   |                | Security and Fire | Crafts     | Line Operators |             |       |
|   | ICD-9-CM Code  |                   |            |                |             |       |
| -Inflammatory Dis of Central NS         | 320-326        | 0                 | 0          | 0              | 2           |       |
| -Hereditary/Degenerative Central NS Dis | 330-337        | 0                 | 4          | 5              | 14          |       |
| -Other Disorders of Central NS          | 340-349        | 42                | 5          | 57             | 142         |       |
| -Disorders of Peripheral NS             | 350-359        | 12                | 7          | 22             | 81          |       |
| -Disorders of Eye                       | 360-379        | 54                | 43         | 51             | 264         |       |
| -Dis of Ear & Mastoid                   | 380-389        | 26                | 9          | 21             | 99          |       |
| <b>CIRCULATORY SYSTEM</b>               | <b>390-459</b> | <b>80</b>         | <b>80</b>  | <b>122</b>     | <b>640</b>  |       |
| -Chronic Rheumatic Heart Dis            | 393-398        | 0                 | 0          | 0              | 1           |       |
| -Hypertensive Dis                       | 401-405        | 41                | 38         | 47             | 274         |       |
| -Ischemic Heart Dis                     | 410-414        | 19                | 10         | 39             | 168         |       |
| -Dis of Pulmonary Circulation           | 415-417        | 0                 | 0          | 1              | 2           |       |
| -Other Heart Dis                        | 420-429        | 6                 | 10         | 7              | 72          |       |
| -Cerebrovascular Dis                    | 430-438        | 2                 | 17         | 2              | 27          |       |
| -Dis of Arteries & Capillaries          | 440-448        | 0                 | 1          | 9              | 30          |       |
| -Dis of Veins, Lymphatics, Other        | 451-459        | 12                | 4          | 17             | 66          |       |
| <b>RESPIRATORY SYSTEM</b>               | <b>460-519</b> | <b>461</b>        | <b>150</b> | <b>396</b>     | <b>1880</b> |       |
| -Acute Respiratory Infections           | 460-466        | 203               | 61         | 130            | 710         |       |
| -Other Dis Upper Respiratory Tract      | 470-478        | 151               | 50         | 155            | 637         |       |
| -Pneumonia & Influenza                  | 480-487        | 33                | 11         | 29             | 171         |       |
| -Chronic Obstructive Dis                | 490-496        | 65                | 23         | 67             | 299         |       |
| -Lung Dis from External Agents          | 500-508        | 1                 | 0          | 10             | 16          |       |
| -Other Respiratory Dis                  | 510-519        | 8                 | 5          | 5              | 47          |       |
| <b>DIGESTIVE SYSTEM</b>                 | <b>520-579</b> | <b>189</b>        | <b>71</b>  | <b>159</b>     | <b>783</b>  |       |
| -Oral Cavity, Saliva Glands, Jaw        | 520-529        | 49                | 21         | 51             | 228         |       |
| -Esophagus, Stomach, Duodenum           | 530-537        | 47                | 22         | 43             | 212         |       |
| -Appendicitis                           | 540-543        | 1                 | 1          | 0              | 3           |       |
| -Hernia                                 | 550-553        | 6                 | 7          | 9              | 39          |       |
| -Enteritis, Colitis                     | 555-558        | 65                | 2          | 19             | 132         |       |
| -Other Intestinal Dis                   | 560-569        | 16                | 12         | 27             | 114         |       |
| -Other Digestive Dis                    | 570-579        | 5                 | 6          | 10             | 55          |       |
| <b>GENTOURINARY SYSTEM</b>              | <b>580-629</b> | <b>36</b>         | <b>41</b>  | <b>33</b>      | <b>233</b>  |       |
| -Nephritis, Nephrosis                   | 580-589        | 1                 | 0          | 1              | 5           |       |
| -Other Urinary Dis                      | 590-599        | 19                | 12         | 20             | 126         |       |
| -Male Genital Organ Dis                 | 600-608        | 15                | 29         | 12             | 91          |       |
| -Breast Disorders                       | 610-611        | 1                 | 0          | 0              | 10          |       |

(Continued)

\*Only those diagnostic categories and gender/job category combinations with at least one occurrence appear in this table.

## Pantex Plant 2005

### Absence Data

#### Appendix I. Number of Diagnoses in Each Diagnostic Category by Gender and Job Category\*

| Diagnostic Category                        |              | Men          |                        |                   |         |
|--|--------------|--------------|------------------------|-------------------|---------|
|  |              | Job Category |                        |                   |         |
|  |              | Professional | Administrative Support | Technical Support | Service |
| ICD-9-CM Code                              |              |              |                        |                   |         |
| -Other Female Disorders                    | 617-629      | 1            | 0                      | 0                 | 0       |
| SKIN & SUBCUTANEOUS TISSUE                 | 680-709      | 28           | 16                     | 23                | 34      |
| -Infections                                | 680-686      | 6            | 2                      | 9                 | 8       |
| -Other Inflammatory Conditions             | 690-698      | 5            | 5                      | 5                 | 13      |
| -Other                                     | 700-709      | 17           | 9                      | 9                 | 13      |
| MUSCULOSKELETAL & CONNECTIVE TISSUE        | 710-739      | 331          | 154                    | 128               | 164     |
| -Arthropathies                             | 710-719      | 83           | 32                     | 37                | 46      |
| -Dorsopathies                              | 720-724      | 170          | 81                     | 52                | 73      |
| -Rheumatism, Excluding Back                | 725-729      | 65           | 31                     | 28                | 32      |
| -Other Dis & Acquired Deformities          | 730-739      | 13           | 10                     | 11                | 13      |
| CONGENITAL ANOMALIES                       | 740-759      | 5            | 0                      | 0                 | 7       |
| SYMPTOMS, SIGNS, & ILL-DEFINED CONDITIONS  | 780-799      | 544          | 85                     | 63                | 108     |
| -Symptoms                                  | 780-789      | 522          | 83                     | 49                | 100     |
| -Non-Specific Abnormal Findings            | 790-796      | 19           | 1                      | 10                | 7       |
| -Ill-Defined & Unknown Causes              | 797-799      | 3            | 1                      | 4                 | 1       |
| INJURY & POISONING                         | 800-999      | 196          | 57                     | 60                | 86      |
| -Fracture - Skull                          | 800-804      | 0            | 0                      | 0                 | 0       |
| -Fracture - Neck, Trunk                    | 805-809      | 1            | 2                      | 0                 | 0       |
| -Fracture - Upper Limb                     | 810-819      | 6            | 1                      | 3                 | 2       |
| -Fracture - Lower Limb                     | 820-829      | 8            | 1                      | 3                 | 2       |
| -Dislocation                               | 830-839      | 15           | 8                      | 3                 | 8       |
| -Sprains & Strains - Back                  | 846-847      | 8            | 13                     | 4                 | 14      |
| -Sprains & Strains - Other                 | 840-845, 848 | 45           | 7                      | 14                | 10      |
| -Intracranial Injury                       | 850-854      | 0            | 0                      | 0                 | 0       |
| -Internal Injury - Thorax, Abdomen, Pelvis | 860-869      | 0            | 0                      | 0                 | 2       |
| -Open Wound - Head, Neck, Trunk            | 870-879      | 8            | 1                      | 1                 | 2       |
| -Open Wound - Upper Limb                   | 880-887      | 3            | 3                      | 0                 | 1       |
| -Open Wound - Lower Limb                   | 890-897      | 1            | 0                      | 0                 | 0       |
| -Late Effects of Accident                  | 905-909      | 5            | 0                      | 0                 | 0       |
| -Superficial Injury                        | 910-919      | 2            | 1                      | 1                 | 1       |
| -Contusion                                 | 920-924      | 4            | 1                      | 1                 | 3       |
| -Foreign Body Entering Orifice             | 930-939      | 0            | 0                      | 0                 | 0       |
| -Injury to Nerves & Spinal Cord            | 950-957      | 0            | 0                      | 0                 | 0       |
| -Complications & Unspecified Injuries      | 958-959      | 16           | 2                      | 0                 | 2       |
| -Toxic Effects - Non-medicinal             | 980-989      | 1            | 1                      | 0                 | 1       |

(Continued)

\*Only those diagnostic categories and gender/job category combinations with at least one occurrence appear in this table.

## Pantex Plant 2005

### Absence Data

#### Appendix I. Number of Diagnoses in Each Diagnostic Category by Gender and Job Category\*

| Diagnostic Category                        |              | Men               |        |                |      | TOTAL |
|--|--------------|-------------------|--------|----------------|------|-------|
|  |              | Job Category      |        |                |      |       |
|  |              | Security and Fire | Crafts | Line Operators |      |       |
| -Other Female Disorders                    | 617-629      | 0                 | 0      | 0              | 1    |       |
| SKIN & SUBCUTANEOUS TISSUE                 | 680-709      | 26                | 27     | 63             | 217  |       |
| -Infections                                | 680-686      | 14                | 7      | 6              | 52   |       |
| -Other Inflammatory Conditions             | 690-698      | 4                 | 10     | 37             | 79   |       |
| -Other                                     | 700-709      | 8                 | 10     | 20             | 86   |       |
| MUSCULOSKELETAL & CONNECTIVE TISSUE        | 710-739      | 708               | 216    | 615            | 2316 |       |
| -Arthropathies                             | 710-719      | 136               | 69     | 86             | 489  |       |
| -Dorsopathies                              | 720-724      | 384               | 89     | 339            | 1188 |       |
| -Rheumatism, Excluding Back                | 725-729      | 108               | 52     | 109            | 425  |       |
| -Other Dis & Acquired Deformities          | 730-739      | 80                | 6      | 81             | 214  |       |
| CONGENITAL ANOMALIES                       | 740-759      | 2                 | 1      | 1              | 16   |       |
| SYMPTOMS, SIGNS, & ILL-DEFINED CONDITIONS  | 780-799      | 228               | 70     | 208            | 1306 |       |
| -Symptoms                                  | 780-789      | 211               | 60     | 184            | 1209 |       |
| -Non-Specific Abnormal Findings            | 790-796      | 14                | 10     | 23             | 84   |       |
| -Ill-Defined & Unknown Causes              | 797-799      | 3                 | 0      | 1              | 13   |       |
| INJURY & POISONING                         | 800-999      | 192               | 78     | 158            | 827  |       |
| -Fracture - Skull                          | 800-804      | 0                 | 0      | 2              | 2    |       |
| -Fracture - Neck, Trunk                    | 805-809      | 3                 | 0      | 3              | 9    |       |
| -Fracture - Upper Limb                     | 810-819      | 3                 | 0      | 11             | 26   |       |
| -Fracture - Lower Limb                     | 820-829      | 4                 | 0      | 7              | 25   |       |
| -Dislocation                               | 830-839      | 24                | 16     | 11             | 85   |       |
| -Sprains & Strains - Back                  | 846-847      | 27                | 18     | 24             | 108  |       |
| -Sprains & Strains - Other                 | 840-845, 848 | 44                | 25     | 27             | 172  |       |
| -Intracranial Injury                       | 850-854      | 0                 | 0      | 2              | 2    |       |
| -Internal Injury - Thorax, Abdomen, Pelvis | 860-869      | 0                 | 0      | 0              | 2    |       |
| -Open Wound - Head, Neck, Trunk            | 870-879      | 15                | 6      | 6              | 39   |       |
| -Open Wound - Upper Limb                   | 880-887      | 8                 | 1      | 4              | 20   |       |
| -Open Wound - Lower Limb                   | 890-897      | 2                 | 0      | 0              | 3    |       |
| -Late Effects of Accident                  | 905-909      | 0                 | 0      | 2              | 7    |       |
| -Superficial Injury                        | 910-919      | 8                 | 1      | 5              | 19   |       |
| -Contusion                                 | 920-924      | 9                 | 0      | 1              | 19   |       |
| -Foreign Body Entering Orifice             | 930-939      | 3                 | 0      | 0              | 3    |       |
| -Injury to Nerves & Spinal Cord            | 950-957      | 2                 | 1      | 0              | 3    |       |
| -Complications & Unspecified Injuries      | 958-959      | 8                 | 0      | 8              | 36   |       |
| -Toxic Effects - Non-medicinal             | 980-989      | 3                 | 0      | 0              | 6    |       |

(Continued)

\*Only those diagnostic categories and gender/job category combinations with at least one occurrence appear in this table.

## Pantex Plant 2005

### Absence Data

#### Appendix I. Number of Diagnoses in Each Diagnostic Category by Gender and Job Category\*

|   |                | Men          |                        |                   |         |
|---|----------------|--------------|------------------------|-------------------|---------|
|   |                | Job Category |                        |                   |         |
|   |                | Professional | Administrative Support | Technical Support | Service |
| Diagnostic Category                         | ICD-9-CM Code  |              |                        |                   |         |
| -Unspecified Effects - External Causes      | 990-995        | 69           | 10                     | 30                | 37      |
| -Complications of Surgical/Medical Care     | 996-999        | 4            | 6                      | 0                 | 1       |
| <b>HEALTH STATUS/HEALTH SERVICE CONTACT</b> | <b>V01-V82</b> | 149          | 76                     | 58                | 74      |
| -Communicable Dis                           | V01-V06        | 0            | 0                      | 0                 | 0       |
| -Isolation & Prophylactic Measures          | V07-V09        | 0            | 0                      | 0                 | 0       |
| -Personal & Family History                  | V10-V19        | 12           | 14                     | 1                 | 4       |
| -Health Services Reproduction/Development   | V20-V29        | 8            | 1                      | 1                 | 2       |
| -Health Status                              | V40-V49        | 10           | 4                      | 2                 | 6       |
| -Specific Procedures/Aftercare              | V50-V59        | 2            | 0                      | 0                 | 0       |
| -Other Circumstances                        | V60-V69        | 41           | 27                     | 20                | 26      |
| -Examination & Investigation                | V70-V82        | 76           | 30                     | 34                | 36      |

\*Only those diagnostic categories and gender/job category combinations with at least one occurrence appear in this table.

**Pantex Plant 2005**

**Absence Data**

**Appendix I. Number of Diagnoses in Each Diagnostic Category by Gender and Job Category\***

|   |                | Men               |        |                |     | TOTAL |
|---|----------------|-------------------|--------|----------------|-----|-------|
|   |                | Job Category      |        |                |     |       |
|   |                | Security and Fire | Crafts | Line Operators |     |       |
| Diagnostic Category                         | ICD-9-CM Code  |                   |        |                |     |       |
| -Unspecified Effects - External Causes      | 990-995        | 21                | 5      | 42             | 214 |       |
| -Complications of Surgical/Medical Care     | 996-999        | 8                 | 5      | 3              | 27  |       |
| <b>HEALTH STATUS/HEALTH SERVICE CONTACT</b> | <b>V01-V82</b> | 134               | 77     | 151            | 719 |       |
| -Communicable Dis                           | V01-V06        | 0                 | 1      | 0              | 1   |       |
| -Isolation & Prophylactic Measures          | V07-V09        | 0                 | 0      | 2              | 2   |       |
| -Personal & Family History                  | V10-V19        | 6                 | 3      | 9              | 49  |       |
| -Health Services Reproduction/Development   | V20-V29        | 5                 | 6      | 8              | 31  |       |
| -Health Status                              | V40-V49        | 2                 | 4      | 0              | 28  |       |
| -Specific Procedures/Aftercare              | V50-V59        | 3                 | 2      | 2              | 9   |       |
| -Other Circumstances                        | V60-V69        | 45                | 23     | 45             | 227 |       |
| -Examination & Investigation                | V70-V82        | 73                | 38     | 85             | 372 |       |

| Diagnostic Category | Men          |                        |                   |         |                   |        |                |        |
|---------------------|--------------|------------------------|-------------------|---------|-------------------|--------|----------------|--------|
|                     | Job Category |                        |                   |         |                   |        |                | TOTAL  |
|                     | Professional | Administrative Support | Technical Support | Service | Security and Fire | Crafts | Line Operators |        |
| <b>Total</b>        | 2,312        | 811                    | 750               | 1,124   | 2,326             | 977    | 2,311          | 10,611 |

\*Only those diagnostic categories and gender/job category combinations with at least one occurrence appear in this table.

**Pantex Plant 2005**

**Absence Data**

**Appendix J. Total Number of Calendar Days Absent in Each Diagnostic Category by Gender and Job Category\***

|   |                  | Women        |                        |                   |
|---|------------------|--------------|------------------------|-------------------|
|   |                  | Job Category |                        |                   |
|   |                  | Professional | Administrative Support | Technical Support |
| Diagnostic Category                       | ICD-9-CM Code    |              |                        |                   |
| INFECTIOUS & PARASITIC DISEASES (DIS)     | 001-139          | 46           | 439                    | 8                 |
| MALIGNANT NEOPLASMS                       | 140-208, 230-234 | 121          | 234                    | 0                 |
| BENIGN & UNCERTAIN NEOPLASMS              | 210-229, 235-239 | 104          | 74                     | 2                 |
| ENDOCRINE/METABOLIC/IMMUNITY              | 240-279          | 163          | 490                    | 101               |
| BLOOD & BLOOD-FORMING ORGANS              | 280-289          | 26           | 212                    | 5                 |
| MENTAL DISORDERS                          | 290-319          | 72           | 507                    | 15                |
| NERVOUS SYSTEM (NS) & SENSE ORGANS        | 320-389          | 188          | 1,012                  | 60                |
| CIRCULATORY SYSTEM                        | 390-459          | 37           | 417                    | 78                |
| RESPIRATORY SYSTEM                        | 460-519          | 369          | 1,573                  | 120               |
| DIGESTIVE SYSTEM                          | 520-579          | 163          | 759                    | 98                |
| GENITOURINARY SYSTEM                      | 580-629          | 310          | 495                    | 133               |
| PREGNANCY & CHILDBIRTH                    | 630-677          | 5            | 16                     | 0                 |
| SKIN & SUBCUTANEOUS TISSUE                | 680-709          | 84           | 387                    | 36                |
| MUSCULOSKELETAL & CONNECTIVE TISSUE       | 710-739          | 609          | 1,776                  | 227               |
| CONGENITAL ANOMALIES                      | 740-759          | 70           | 34                     | 0                 |
| SYMPTOMS, SIGNS, & ILL-DEFINED CONDITIONS | 780-799          | 398          | 1,244                  | 107               |
| INJURY & POISONING                        | 800-999          | 443          | 901                    | 182               |

\*Absences with >1 ICD-9-CM code in the same diagnostic category were counted only once. Only those diagnostic categories and gender/job category combinations with at least one occurrence appear in this table.

**Pantex Plant 2005**

**Absence Data**

**Appendix J. Total Number of Calendar Days Absent in Each Diagnostic Category by Gender and Job Category\***

|   |                  | Women        |                   |        |                |       | TOTAL |
|---|------------------|--------------|-------------------|--------|----------------|-------|-------|
|   |                  | Job Category |                   |        |                |       |       |
|   |                  | Service      | Security and Fire | Crafts | Line Operators |       |       |
| Diagnostic Category                       | ICD-9-CM Code    |              |                   |        |                |       |       |
| INFECTIOUS & PARASITIC DISEASES (DIS)     | 001-139          | 17           | 20                | 0      | 20             | 550   |       |
| MALIGNANT NEOPLASMS                       | 140-208, 230-234 | 9            | 116               | 0      | 15             | 495   |       |
| BENIGN & UNCERTAIN NEOPLASMS              | 210-229, 235-239 | 9            | 3                 | 0      | 2              | 194   |       |
| ENDOCRINE/METABOLIC/IMMUNITY              | 240-279          | 37           | 127               | 0      | 60             | 978   |       |
| BLOOD & BLOOD-FORMING ORGANS              | 280-289          | 0            | 9                 | 0      | 30             | 282   |       |
| MENTAL DISORDERS                          | 290-319          | 11           | 1                 | 0      | 60             | 666   |       |
| NERVOUS SYSTEM (NS) & SENSE ORGANS        | 320-389          | 27           | 30                | 1      | 252            | 1,570 |       |
| CIRCULATORY SYSTEM                        | 390-459          | 15           | 31                | 0      | 67             | 645   |       |
| RESPIRATORY SYSTEM                        | 460-519          | 137          | 139               | 17     | 390            | 2,745 |       |
| DIGESTIVE SYSTEM                          | 520-579          | 46           | 57                | 2      | 176            | 1,301 |       |
| GENITOURINARY SYSTEM                      | 580-629          | 15           | 162               | 5      | 143            | 1,263 |       |
| PREGNANCY & CHILDBIRTH                    | 630-677          | 0            | 0                 | 0      | 0              | 21    |       |
| SKIN & SUBCUTANEOUS TISSUE                | 680-709          | 12           | 12                | 1      | 76             | 608   |       |
| MUSCULOSKELETAL & CONNECTIVE TISSUE       | 710-739          | 536          | 186               | 19     | 716            | 4,069 |       |
| CONGENITAL ANOMALIES                      | 740-759          | 4            | 0                 | 0      | 0              | 108   |       |
| SYMPTOMS, SIGNS, & ILL-DEFINED CONDITIONS | 780-799          | 153          | 135               | 0      | 188            | 2,225 |       |
| INJURY & POISONING                        | 800-999          | 234          | 71                | 1      | 307            | 2,139 |       |

\*Absences with >1 ICD-9-CM code in the same diagnostic category were counted only once. Only those diagnostic categories and gender/job category combinations with at least one occurrence appear in this table.



**Pantex Plant 2005**

**Absence Data**

**Appendix J. Total Number of Calendar Days Absent in Each Diagnostic Category by Gender and Job Category\***

|   |                  | Men          |                        |                   |
|---|------------------|--------------|------------------------|-------------------|
|   |                  | Job Category |                        |                   |
|   |                  | Professional | Administrative Support | Technical Support |
| Diagnostic Category                       | ICD-9-CM Code    |              |                        |                   |
| INFECTIOUS & PARASITIC DISEASES (DIS)     | 001-139          | 221          | 32                     | 36                |
| MALIGNANT NEOPLASMS                       | 140-208, 230-234 | 233          | 55                     | 11                |
| BENIGN & UNCERTAIN NEOPLASMS              | 210-229, 235-239 | 41           | 31                     | 19                |
| ENDOCRINE/METABOLIC/IMMUNITY              | 240-279          | 245          | 57                     | 130               |
| BLOOD & BLOOD-FORMING ORGANS              | 280-289          | 14           | 6                      | 16                |
| MENTAL DISORDERS                          | 290-319          | 101          | 86                     | 46                |
| NERVOUS SYSTEM (NS) & SENSE ORGANS        | 320-389          | 379          | 145                    | 86                |
| CIRCULATORY SYSTEM                        | 390-459          | 487          | 218                    | 131               |
| RESPIRATORY SYSTEM                        | 460-519          | 970          | 275                    | 273               |
| DIGESTIVE SYSTEM                          | 520-579          | 568          | 203                    | 103               |
| GENITOURINARY SYSTEM                      | 580-629          | 513          | 28                     | 47                |
| SKIN & SUBCUTANEOUS TISSUE                | 680-709          | 103          | 27                     | 71                |
| MUSCULOSKELETAL & CONNECTIVE TISSUE       | 710-739          | 2,210        | 871                    | 392               |
| CONGENITAL ANOMALIES                      | 740-759          | 63           | 0                      | 0                 |
| SYMPTOMS, SIGNS, & ILL-DEFINED CONDITIONS | 780-799          | 1,244        | 218                    | 130               |
| INJURY & POISONING                        | 800-999          | 987          | 452                    | 265               |

\*Absences with >1 ICD-9-CM code in the same diagnostic category were counted only once. Only those diagnostic categories and gender/job category combinations with at least one occurrence appear in this table.

**Pantex Plant 2005**

**Absence Data**

**Appendix J. Total Number of Calendar Days Absent in Each Diagnostic Category by Gender and Job Category\***

|   |                  | Men          |                   |        |                |       | TOTAL |
|---|------------------|--------------|-------------------|--------|----------------|-------|-------|
|   |                  | Job Category |                   |        |                |       |       |
|   |                  | Service      | Security and Fire | Crafts | Line Operators |       |       |
| Diagnostic Category                       | ICD-9-CM Code    |              |                   |        |                |       |       |
| INFECTIOUS & PARASITIC DISEASES (DIS)     | 001-139          | 72           | 268               | 78     | 312            | 1,019 |       |
| MALIGNANT NEOPLASMS                       | 140-208, 230-234 | 77           | 338               | 13     | 22             | 749   |       |
| BENIGN & UNCERTAIN NEOPLASMS              | 210-229, 235-239 | 51           | 230               | 72     | 30             | 474   |       |
| ENDOCRINE/METABOLIC/IMMUNITY              | 240-279          | 248          | 91                | 107    | 391            | 1,269 |       |
| BLOOD & BLOOD-FORMING ORGANS              | 280-289          | 1            | 9                 | 6      | 15             | 67    |       |
| MENTAL DISORDERS                          | 290-319          | 57           | 226               | 8      | 136            | 660   |       |
| NERVOUS SYSTEM (NS) & SENSE ORGANS        | 320-389          | 261          | 477               | 95     | 396            | 1,839 |       |
| CIRCULATORY SYSTEM                        | 390-459          | 356          | 457               | 237    | 706            | 2,592 |       |
| RESPIRATORY SYSTEM                        | 460-519          | 470          | 933               | 276    | 1,011          | 4,208 |       |
| DIGESTIVE SYSTEM                          | 520-579          | 270          | 683               | 327    | 604            | 2,758 |       |
| GENITOURINARY SYSTEM                      | 580-629          | 76           | 311               | 86     | 82             | 1,143 |       |
| SKIN & SUBCUTANEOUS TISSUE                | 680-709          | 104          | 59                | 132    | 199            | 695   |       |
| MUSCULOSKELETAL & CONNECTIVE TISSUE       | 710-739          | 654          | 2,170             | 953    | 1,382          | 8,632 |       |
| CONGENITAL ANOMALIES                      | 740-759          | 10           | 57                | 3      | 1              | 134   |       |
| SYMPTOMS, SIGNS, & ILL-DEFINED CONDITIONS | 780-799          | 410          | 897               | 185    | 791            | 3,875 |       |
| INJURY & POISONING                        | 800-999          | 601          | 1,546             | 510    | 763            | 5,124 |       |

\*Absences with >1 ICD-9-CM code in the same diagnostic category were counted only once. Only those diagnostic categories and gender/job category combinations with at least one occurrence appear in this table.

# Pantex Plant 2005

## Absence Data

### Appendix K. Age-Adjusted Illness and Injury Rates by Diagnostic Category

#### Part 1. Men

| Category of Diagnoses              | ICD-9-CM Code    | Number of Diagnoses | Age-Adjusted Rate per 1000* | Lower 95% Confidence Limit per 1000 | Upper 95% Confidence Limit per 1000 |
|------------------------------------|------------------|---------------------|-----------------------------|-------------------------------------|-------------------------------------|
| Infections/Parasites               | 001-139          | 251                 | 95.1                        | 82.4                                | 109.8                               |
| Cancer                             | 140-208, 230-234 | 99                  | 31.4                        | 25.5                                | 38.6                                |
| -Lip, Oral Cavity, Pharynx         | 140-149          | 4                   | 0.9                         | 0.3                                 | 2.4                                 |
| -Digestive Organs                  | 150-159          | 19                  | 4.5                         | 2.9                                 | 7.2                                 |
| -Respiratory System                | 160-165          | 11                  | 4.9                         | 2.7                                 | 8.9                                 |
| -Bone, Connective Tissue, Skin     | 170-173, 176     | 21                  | 6.2                         | 3.9                                 | 9.7                                 |
| -Breast                            | 174-175          | 1                   | 0.4                         | 0.1                                 | 3.0                                 |
| -Genitourinary                     | 179-189          | 25                  | 8.7                         | 5.8                                 | 13.1                                |
| -Other & Unspecified Sites         | 190, 193-199     | 10                  | 3.3                         | 1.7                                 | 6.2                                 |
| -Nervous System                    | 191-192          | 1                   | 0.4                         | 0.1                                 | 3.0                                 |
| -Leukemia, Lymphoma                | 200-208          | 6                   | 1.8                         | 0.8                                 | 4.1                                 |
| -Carcinoma in situ                 | 230-234          | 1                   | 0.2                         | 0.0                                 | 1.6                                 |
| Benign Growths                     | 210-229, 235-239 | 74                  | 22.7                        | 17.8                                | 29.0                                |
| Endocrine/Metabolic                | 240-279          | 483                 | 149.2                       | 135.5                               | 164.2                               |
| -Other Endocrine Glands            | 250-259          | 187                 | 56.6                        | 48.7                                | 65.9                                |
| Blood                              | 280-289          | 29                  | 8.1                         | 5.4                                 | 12.2                                |
| Mental                             | 290-319          | 134                 | 42.5                        | 35.3                                | 51.2                                |
| -Non-Psychotic Conditions          | 300-302, 306-316 | 85                  | 28.6                        | 22.5                                | 36.3                                |
| Nervous System                     | 320-389          | 604                 | 214.8                       | 196.4                               | 234.9                               |
| -Disorders of Peripheral NS        | 350-359          | 81                  | 23.9                        | 18.8                                | 30.4                                |
| Heart/Circulatory                  | 390-459          | 640                 | 196.2                       | 180.8                               | 212.9                               |
| -Hypertensive Disease              | 401-405          | 274                 | 82.2                        | 72.5                                | 93.2                                |
| -Ischemic Heart Disease            | 410-414          | 168                 | 52.6                        | 44.9                                | 61.6                                |
| Respiratory                        | 460-519          | 1880                | 769.9                       | 731.1                               | 810.6                               |
| -Chronic Obstructive Diseases      | 490-496          | 299                 | 110.5                       | 97.2                                | 125.5                               |
| -Lung Disease from External Agents | 500-508          | 16                  | 4.5                         | 2.7                                 | 7.4                                 |
| Digestive                          | 520-579          | 783                 | 289.2                       | 267.5                               | 312.6                               |
| -Hernias                           | 550-553          | 39                  | 13.3                        | 9.5                                 | 18.6                                |
| Genitourinary                      | 580-629          | 233                 | 83.2                        | 72.2                                | 95.9                                |
| -Nephritis, Nephrosis              | 580-589          | 5                   | 1.3                         | 0.5                                 | 3.2                                 |
| Miscarriage**                      | 630-677          | 0                   | 0                           | 0                                   | 0                                   |
| Skin                               | 680-709          | 217                 | 74.1                        | 63.9                                | 86.0                                |
| Musculoskeletal                    | 710-739          | 2316                | 817.0                       | 781.4                               | 854.2                               |
| -Arthropathies                     | 710-719          | 489                 | 169.7                       | 153.8                               | 187.3                               |
| -Dorsopathies                      | 720-724          | 1188                | 424.3                       | 398.9                               | 451.3                               |
| -Rheumatism, Excluding Back        | 725-729          | 425                 | 146.9                       | 132.4                               | 163.0                               |
| Congenital Anomalies               | 740-759          | 16                  | 6.7                         | 3.9                                 | 11.3                                |

\*Standardized to age distribution of 2000 U.S. population.

\*\*Only women aged 18-45 were included in the calculation of the rates for these diagnostic categories.

## Pantex Plant 2005

### Absence Data

#### Appendix K. Age-Adjusted Illness and Injury Rates by Diagnostic Category

| Category of Diagnoses                       | ICD-9-CM Code    | Number of Diagnoses | Age-Adjusted Rate per 1000* | Lower 95% Confidence Limit per 1000 | Upper 95% Confidence Limit per 1000 |
|---|------------------|---------------------|-----------------------------|-------------------------------------|-------------------------------------|
| Unspecified Symptoms                        | 780-799          | 1306                | 453.8                       | 426.6                               | 482.7                               |
| Injury                                      | 800-999          | 827                 | 315.5                       | 291.8                               | 341.3                               |
| -Fractures - Skull, Neck, Trunk             | 800-809          | 11                  | 4.0                         | 2.0                                 | 7.9                                 |
| -Fractures - Upper Limb                     | 810-819          | 26                  | 12.0                        | 7.6                                 | 18.9                                |
| -Fractures - Lower Limb                     | 820-829          | 25                  | 11.1                        | 7.2                                 | 17.2                                |
| -Dislocations                               | 830-839          | 85                  | 30.4                        | 24.2                                | 38.2                                |
| -Back Sprains & Strains                     | 846-847          | 108                 | 36.7                        | 30.1                                | 44.8                                |
| -Other Sprains & Strains                    | 840-845, 848     | 172                 | 60.2                        | 50.9                                | 71.2                                |
| -Open Wounds                                | 870-887, 890-897 | 62                  | 25.5                        | 19.1                                | 34.2                                |
| -Burns                                      | 940-949          | 0                   | 0                           | 0                                   | 0                                   |
| -Adverse Reactions to Nonmedical Substances | 980-989          | 6                   | 2.5                         | 0.9                                 | 6.4                                 |
| -Adverse Reactions to External Causes       | 990-995          | 214                 | 85.2                        | 72.7                                | 99.8                                |
| Health Status/Health Service Contact        | V01-V82          | 0                   | 0                           | 0                                   | 0                                   |
| <b>Total</b>                                |                  | <b>9892</b>         | <b>3569.4</b>               | <b>3491.2</b>                       | <b>3649.3</b>                       |

#### Part 2. Women

| Category of Diagnoses          | ICD-9-CM Code    | Number of Diagnoses | Age-Adjusted Rate per 1000* | Lower 95% Confidence Limit per 1000 | Upper 95% Confidence Limit per 1000 |
|--------------------------------|------------------|---------------------|-----------------------------|-------------------------------------|-------------------------------------|
| Infections/Parasites           | 001-139          | 127                 | 167.5                       | 134.8                               | 208.2                               |
| Cancer                         | 140-208, 230-234 | 67                  | 51.3                        | 40.1                                | 65.7                                |
| -Lip, Oral Cavity, Pharynx     | 140-149          | 0                   | 0                           | 0                                   | 0                                   |
| -Digestive Organs              | 150-159          | 0                   | 0                           | 0                                   | 0                                   |
| -Respiratory System            | 160-165          | 0                   | 0                           | 0                                   | 0                                   |
| -Bone, Connective Tissue, Skin | 170-173, 176     | 18                  | 13.5                        | 8.5                                 | 21.4                                |
| -Breast                        | 174-175          | 19                  | 14.9                        | 9.1                                 | 24.3                                |
| -Genitourinary                 | 179-189          | 12                  | 9.5                         | 5.4                                 | 16.7                                |
| -Other & Unspecified Sites     | 190, 193-199     | 10                  | 7.1                         | 3.8                                 | 13.3                                |
| -Nervous System                | 191-192          | 0                   | 0                           | 0                                   | 0                                   |
| -Leukemia, Lymphoma            | 200-208          | 7                   | 5.5                         | 2.6                                 | 11.6                                |
| -Carcinoma in situ             | 230-234          | 1                   | 0.8                         | 0.1                                 | 5.6                                 |
| Benign Growths                 | 210-229, 235-239 | 33                  | 31.6                        | 21.6                                | 46.2                                |
| Endocrine/Metabolic            | 240-279          | 209                 | 218.8                       | 186.9                               | 256.2                               |
| -Other Endocrine Glands        | 250-259          | 93                  | 97.0                        | 77.0                                | 122.4                               |
| Blood                          | 280-289          | 33                  | 43.2                        | 28.6                                | 65.5                                |
| Mental                         | 290-319          | 117                 | 112.0                       | 90.4                                | 138.7                               |
| -Non-Psychotic Conditions      | 300-302, 306-316 | 83                  | 86.6                        | 66.9                                | 112.1                               |
| Nervous System                 | 320-389          | 641                 | 699.0                       | 637.8                               | 766.1                               |

\*Standardized to age distribution of 2000 U.S. population.

\*\*Only women aged 18-45 were included in the calculation of the rates for these diagnostic categories.

## Pantex Plant 2005

### Absence Data

#### Appendix K. Age-Adjusted Illness and Injury Rates by Diagnostic Category

| Category of Diagnoses                       | ICD-9-CM Code    | Number of Diagnoses | Age-Adjusted Rate per 1000* | Lower 95% Confidence Limit per 1000 | Upper 95% Confidence Limit per 1000 |
|---|------------------|---------------------|-----------------------------|-------------------------------------|-------------------------------------|
| -Disorders of Peripheral NS                 | 350-359          | 56                  | 45.9                        | 34.6                                | 61.0                                |
| Heart/Circulatory                           | 390-459          | 159                 | 174.6                       | 145.4                               | 209.6                               |
| -Hypertensive Disease                       | 401-405          | 93                  | 97.9                        | 77.2                                | 124.2                               |
| -Ischemic Heart Disease                     | 410-414          | 11                  | 18.2                        | 9.5                                 | 34.6                                |
| Respiratory                                 | 460-519          | 1031                | 1332.8                      | 1233.9                              | 1439.7                              |
| -Chronic Obstructive Diseases               | 490-496          | 187                 | 229.0                       | 191.9                               | 273.3                               |
| -Lung Disease from External Agents          | 500-508          | 3                   | 2.1                         | 0.7                                 | 6.6                                 |
| Digestive                                   | 520-579          | 433                 | 538.8                       | 478.7                               | 606.5                               |
| -Hernias                                    | 550-553          | 5                   | 4.0                         | 1.6                                 | 9.5                                 |
| Genitourinary                               | 580-629          | 258                 | 343.3                       | 294.7                               | 400.0                               |
| -Nephritis, Nephrosis                       | 580-589          | 2                   | 1.3                         | 0.3                                 | 5.3                                 |
| Miscarriage**                               | 630-677          | 7                   | 9.2                         | 4.3                                 | 19.7                                |
| Skin  | 680-709          | 102                 | 102.9                       | 81.6                                | 129.9                               |
| Musculoskeletal                             | 710-739          | 1503                | 1481.7                      | 1397.4                              | 1571.1                              |
| -Arthropathies                              | 710-719          | 344                 | 343.5                       | 304.1                               | 388.0                               |
| -Dorsopathies                               | 720-724          | 676                 | 651.0                       | 595.7                               | 711.6                               |
| -Rheumatism, Excluding Back                 | 725-729          | 334                 | 336.8                       | 298.1                               | 380.5                               |
| Congenital Anomalies                        | 740-759          | 14                  | 10.9                        | 6.3                                 | 18.8                                |
| Unspecified Symptoms                        | 780-799          | 854                 | 1006.5                      | 925.5                               | 1094.7                              |
| Injury                                      | 800-999          | 376                 | 408.2                       | 362.2                               | 459.9                               |
| -Fractures - Skull, Neck, Trunk             | 800-809          | 6                   | 5.2                         | 2.2                                 | 12.2                                |
| -Fractures - Upper Limb                     | 810-819          | 7                   | 9.5                         | 4.1                                 | 22.0                                |
| -Fractures - Lower Limb                     | 820-829          | 15                  | 18.8                        | 10.7                                | 33.1                                |
| -Dislocations                               | 830-839          | 48                  | 46.1                        | 33.7                                | 63.0                                |
| -Back Sprains & Strains                     | 846-847          | 81                  | 75.5                        | 59.1                                | 96.5                                |
| -Other Sprains & Strains                    | 840-845, 848     | 68                  | 74.3                        | 55.6                                | 99.2                                |
| -Open Wounds                                | 870-887, 890-897 | 23                  | 38.2                        | 23.8                                | 61.3                                |
| -Burns                                      | 940-949          | 1                   | 0.7                         | 0.1                                 | 4.7                                 |
| -Adverse Reactions to Nonmedical Substances | 980-989          | 0                   | 0                           | 0                                   | 0                                   |
| -Adverse Reactions to External Causes       | 990-995          | 63                  | 71.9                        | 53.3                                | 97.0                                |
| Health Status/Health Service Contact        | V01-V82          | 0                   | 0                           | 0                                   | 0                                   |
| <b>Total</b>                                |                  | <b>5964</b>         | <b>6732.6</b>               | <b>6526.3</b>                       | <b>6945.4</b>                       |

\*Standardized to age distribution of 2000 U.S. population.

\*\*Only women aged 18-45 were included in the calculation of the rates for these diagnostic categories.

## Pantex Plant 2005

### Absence Data

#### Appendix K. Age-Adjusted Illness and Injury Rates by Diagnostic Category

##### Part 3. Men and Women

| Category of Diagnoses              | ICD-9-CM Code    | Number of Diagnoses | Age-Adjusted Rate per 1000* | Lower 95% Confidence Limit per 1000 | Upper 95% Confidence Limit per 1000 |
|------------------------------------|------------------|---------------------|-----------------------------|-------------------------------------|-------------------------------------|
| Infections/Parasites               | 001-139          | 378                 | 111.4                       | 99.0                                | 125.3                               |
| Cancer                             | 140-208, 230-234 | 166                 | 38.3                        | 32.6                                | 45.0                                |
| -Lip, Oral Cavity, Pharynx         | 140-149          | 4                   | 0.7                         | 0.3                                 | 1.8                                 |
| -Digestive Organs                  | 150-159          | 19                  | 3.4                         | 2.1                                 | 5.4                                 |
| -Respiratory System                | 160-165          | 11                  | 4.0                         | 2.2                                 | 7.2                                 |
| -Bone, Connective Tissue, Skin     | 170-173, 176     | 39                  | 8.2                         | 5.9                                 | 11.4                                |
| -Breast                            | 174-175          | 20                  | 4.0                         | 2.6                                 | 6.4                                 |
| -Genitourinary                     | 179-189          | 37                  | 9.8                         | 7.0                                 | 13.8                                |
| -Other & Unspecified Sites         | 190, 193-199     | 20                  | 4.6                         | 2.9                                 | 7.3                                 |
| -Nervous System                    | 191-192          | 1                   | 0.4                         | 0.1                                 | 2.6                                 |
| -Leukemia, Lymphoma                | 200-208          | 13                  | 2.8                         | 1.6                                 | 5.0                                 |
| -Carcinoma in situ                 | 230-234          | 2                   | 0.4                         | 0.1                                 | 1.5                                 |
| Benign Growths                     | 210-229, 235-239 | 107                 | 25.3                        | 20.6                                | 31.0                                |
| Endocrine/Metabolic                | 240-279          | 692                 | 164.9                       | 152.0                               | 178.8                               |
| -Other Endocrine Glands            | 250-259          | 280                 | 65.6                        | 57.9                                | 74.4                                |
| Blood                              | 280-289          | 62                  | 15.4                        | 11.6                                | 20.4                                |
| Mental                             | 290-319          | 251                 | 60.2                        | 52.4                                | 69.0                                |
| -Non-Psychotic Conditions          | 300-302, 306-316 | 168                 | 42.9                        | 36.2                                | 50.9                                |
| Nervous System                     | 320-389          | 1245                | 327.8                       | 308.0                               | 348.9                               |
| -Disorders of Peripheral NS        | 350-359          | 137                 | 29.7                        | 24.7                                | 35.6                                |
| Heart/Circulatory                  | 390-459          | 799                 | 192.6                       | 178.8                               | 207.5                               |
| -Hypertensive Disease              | 401-405          | 367                 | 85.1                        | 76.2                                | 95.0                                |
| -Ischemic Heart Disease            | 410-414          | 179                 | 45.9                        | 39.3                                | 53.7                                |
| Respiratory                        | 460-519          | 2911                | 891.6                       | 854.8                               | 930.0                               |
| -Chronic Obstructive Diseases      | 490-496          | 486                 | 135.9                       | 122.8                               | 150.4                               |
| -Lung Disease from External Agents | 500-508          | 19                  | 4.0                         | 2.5                                 | 6.4                                 |
| Digestive                          | 520-579          | 1216                | 347.0                       | 325.5                               | 369.9                               |
| -Hernias                           | 550-553          | 44                  | 11.6                        | 8.4                                 | 15.9                                |
| Genitourinary                      | 580-629          | 491                 | 144.1                       | 130.3                               | 159.5                               |
| -Nephritis, Nephrosis              | 580-589          | 7                   | 1.3                         | 0.6                                 | 2.8                                 |
| Miscarriage**                      | 630-677          | 7                   | 2.2                         | 1.0                                 | 4.6                                 |
| Skin                               | 680-709          | 319                 | 80.5                        | 71.2                                | 91.1                                |
| Musculoskeletal                    | 710-739          | 3819                | 976.0                       | 942.5                               | 1010.7                              |
| -Arthropathies                     | 710-719          | 833                 | 211.3                       | 196.0                               | 227.8                               |
| -Dorsopathies                      | 720-724          | 1864                | 480.1                       | 456.8                               | 504.7                               |
| -Rheumatism, Excluding Back        | 725-729          | 759                 | 191.2                       | 176.9                               | 206.6                               |
| Congenital Anomalies               | 740-759          | 30                  | 8.1                         | 5.5                                 | 12.0                                |

\*Standardized to age distribution of 2000 U.S. population.

\*\*Only women aged 18-45 were included in the calculation of the rates for these diagnostic categories.

## Pantex Plant 2005

### Absence Data

#### Appendix K. Age-Adjusted Illness and Injury Rates by Diagnostic Category

| Category of Diagnoses                       | ICD-9-CM Code    | Number of Diagnoses | Age-Adjusted Rate per 1000* | Lower 95% Confidence Limit per 1000 | Upper 95% Confidence Limit per 1000 |
|---|------------------|---------------------|-----------------------------|-------------------------------------|-------------------------------------|
| Unspecified Symptoms                        | 780-799          | 2160                | 578.2                       | 550.8                               | 607.0                               |
| Injury                                      | 800-999          | 1203                | 336.3                       | 315.1                               | 358.9                               |
| -Fractures - Skull, Neck, Trunk             | 800-809          | 17                  | 4.4                         | 2.5                                 | 7.5                                 |
| -Fractures - Upper Limb                     | 810-819          | 33                  | 11.1                        | 7.4                                 | 16.7                                |
| -Fractures - Lower Limb                     | 820-829          | 40                  | 12.8                        | 9.1                                 | 18.0                                |
| -Dislocations                               | 830-839          | 133                 | 34.5                        | 28.7                                | 41.4                                |
| -Back Sprains & Strains                     | 846-847          | 189                 | 47.1                        | 40.4                                | 54.9                                |
| -Other Sprains & Strains                    | 840-845, 848     | 240                 | 62.3                        | 54.0                                | 71.9                                |
| -Open Wounds                                | 870-887, 890-897 | 85                  | 27.4                        | 21.4                                | 35.1                                |
| -Burns                                      | 940-949          | 1                   | 0.2                         | 0.0                                 | 1.2                                 |
| -Adverse Reactions to Nonmedical Substances | 980-989          | 6                   | 1.9                         | 0.7                                 | 5.0                                 |
| -Adverse Reactions to External Causes       | 990-995          | 277                 | 82.0                        | 71.3                                | 94.3                                |
| Health Status/Health Service Contact        | V01-V82          | 0                   | 0                           | 0                                   | 0                                   |
| <b>Total</b>                                |                  | 15856               | 4299.9                      | 4224.5                              | 4376.6                              |

\*Standardized to age distribution of 2000 U.S. population.

\*\*Only women aged 18-45 were included in the calculation of the rates for these diagnostic categories.

**Pantex Plant 2005**  
**OSHA Data**

**Appendix L. Number of Workers with at Least One OSHA Event by Gender, Age, and Job Category\***

| Job Category           | Women     |      |       | Men       |         |         |      |       | TOTAL |
|------------------------|-----------|------|-------|-----------|---------|---------|------|-------|-------|
|                        | Age Group |      | TOTAL | Age Group |         |         |      | TOTAL |       |
|                        | 40 - 49   | 50 + |       | 16 - 29   | 30 - 39 | 40 - 49 | 50 + |       |       |
| Administrative Support | 0         | 1    | 1     | 0         | 0       | 0       | 0    | 0     | 1     |
| Service                | 1         | 1    | 2     | 0         | 1       | 0       | 0    | 1     | 3     |
| Security and Fire      | 0         | 0    | 0     | 1         | 5       | 3       | 1    | 10    | 10    |
| Crafts                 | 0         | 0    | 0     | 0         | 0       | 0       | 2    | 2     | 2     |
| Line Operators         | 0         | 0    | 0     | 0         | 0       | 0       | 1    | 1     | 1     |
| <b>TOTAL</b>           | 1         | 2    | 3     | 1         | 6       | 3       | 4    | 14    | 17    |

\*Only those job categories and gender/age combinations with at least one OSHA event appear in this table.

**Appendix M. Total Number of Workdays Lost or with Restricted Activity from OSHA Events by Gender and Age**

| Age Group    | Women            |                 |           | Men              |                 |           | TOTAL            |                 |           |
|--------------|------------------|-----------------|-----------|------------------|-----------------|-----------|------------------|-----------------|-----------|
|              | Number of Events | Days Restricted | Days Lost | Number of Events | Days Restricted | Days Lost | Number of Events | Days Restricted | Days Lost |
| 16 - 29      | 0                | 0               | 0         | 1                | 0               | 0         | 1                | 0               | 0         |
| 30 - 39      | 0                | 0               | 0         | 6                | 0               | 10        | 6                | 0               | 10        |
| 40 - 49      | 1                | 0               | 10        | 3                | 0               | 3         | 4                | 0               | 13        |
| 50 +         | 2                | 0               | 11        | 4                | 0               | 5         | 6                | 0               | 16        |
| <b>TOTAL</b> | 3                | 0               | 21        | 14               | 0               | 18        | 17               | 0               | 39        |

**Appendix N. Total Number of Workdays Lost or with Restricted Activity from OSHA Events by Gender and Job Category\***

| Job Category           | Women            |                 |           | Men              |                 |           | Total            |                 |           |
|------------------------|------------------|-----------------|-----------|------------------|-----------------|-----------|------------------|-----------------|-----------|
|                        | Number of Events | Days Restricted | Days Lost | Number of Events | Days Restricted | Days Lost | Number of Events | Days Restricted | Days Lost |
| Administrative Support | 1                | 0               | 0         | 0                | 0               | 0         | 1                | 0               | 0         |
| Service                | 2                | 0               | 21        | 1                | 0               | 0         | 3                | 0               | 21        |
| Security and Fire      | 0                | 0               | 0         | 10               | 0               | 18        | 10               | 0               | 18        |
| Crafts                 | 0                | 0               | 0         | 2                | 0               | 0         | 2                | 0               | 0         |
| Line Operators         | 0                | 0               | 0         | 1                | 0               | 0         | 1                | 0               | 0         |
| <b>Total</b>           | 3                | 0               | 21        | 14               | 0               | 18        | 17               | 0               | 39        |

\*Only those job categories with at least one OSHA event appear in this table.



**Pantex Plant 2005**

**OSHA Data**

**Appendix O. Number of Diagnoses in Each Diagnostic Category by Gender and Age\***

|                                     |               | Women     |      |       | Men       |         |         |      | TOTAL |    |
|-------------------------------------|---------------|-----------|------|-------|-----------|---------|---------|------|-------|----|
|                                     |               | Age Group |      | TOTAL | Age Group |         |         |      |       |    |
|                                     |               | 40 - 49   | 50 + |       | 16 - 29   | 30 - 39 | 40 - 49 | 50 + |       |    |
| Diagnostic Category                 | ICD-9-CM code |           |      |       |           |         |         |      |       |    |
| SKIN & SUBCUTANEOUS TISSUE          | 680-709       | 0         | 0    | 0     | 0         | 2       | 0       | 0    | 2     | 2  |
| -Infections                         | 680-686       | 0         | 0    | 0     | 0         | 1       | 0       | 0    | 1     | 1  |
| -Other                              | 700-709       | 0         | 0    | 0     | 0         | 1       | 0       | 0    | 1     | 1  |
| MUSCULOSKELETAL & CONNECTIVE TISSUE | 710-739       | 0         | 0    | 0     | 0         | 2       | 1       | 0    | 3     | 3  |
| -Dorsopathies                       | 720-724       | 0         | 0    | 0     | 0         | 0       | 1       | 0    | 1     | 1  |
| -Rheumatism, Excluding Back         | 725-729       | 0         | 0    | 0     | 0         | 2       | 0       | 0    | 2     | 2  |
| INJURY & POISONING                  | 800-999       | 1         | 9    | 10    | 1         | 4       | 3       | 4    | 12    | 22 |
| -Fracture - Lower Limb              | 820-829       | 0         | 0    | 0     | 0         | 0       | 0       | 1    | 1     | 1  |
| -Sprains & Strains - Back           | 846-847       | 0         | 2    | 2     | 0         | 0       | 1       | 0    | 1     | 3  |
| -Sprains & Strains - Other          | 840-845, 848  | 1         | 1    | 2     | 0         | 1       | 0       | 0    | 1     | 3  |
| -Open Wound - Head, Neck, Trunk     | 870-879       | 0         | 0    | 0     | 0         | 1       | 0       | 1    | 2     | 2  |
| -Open Wound - Upper Limb            | 880-887       | 0         | 0    | 0     | 0         | 0       | 1       | 2    | 3     | 3  |
| -Superficial Injury                 | 910-919       | 0         | 2    | 2     | 0         | 2       | 0       | 0    | 2     | 4  |
| -Contusion                          | 920-924       | 0         | 4    | 4     | 1         | 0       | 1       | 0    | 2     | 6  |

| Diagnostic Category | Women     |      |       | Men       |         |         |      | TOTAL |    |
|---------------------|-----------|------|-------|-----------|---------|---------|------|-------|----|
|                     | Age Group |      | TOTAL | Age Group |         |         |      |       |    |
|                     | 40 - 49   | 50 + |       | 16 - 29   | 30 - 39 | 40 - 49 | 50 + |       |    |
| Total               | 1         | 9    | 10    | 1         | 8       | 4       | 4    | 17    | 27 |

\*Only those diagnostic categories and gender/age combinations with at least one OSHA event appear in this table.

**Pantex Plant 2005**

**OSHA Data**

**Appendix P. Number of Workdays Lost or with Restricted Activity in Each Diagnostic Category by Gender and Age\***

|                            |                | Women           |           |                 |           |
|----------------------------|----------------|-----------------|-----------|-----------------|-----------|
|                            |                | Age Group       |           |                 |           |
|                            |                | 40 - 49         |           | 50 +            |           |
|                            |                | Days Restricted | Days Lost | Days Restricted | Days Lost |
| Diagnostic Category        | ICD-9-CM Codes |                 |           |                 |           |
| -Sprains & Strains - Back  | 846-847        | 0               | 0         | 0               | 11        |
| -Sprains & Strains - Other | 840-845, 848   | 0               | 10        | 0               | 0         |
| -Superficial Injury        | 910-919        | 0               | 0         | 0               | 0         |
| -Contusion                 | 920-924        | 0               | 0         | 0               | 11        |

|                                 |                | Men             |           |                 |           |                 |           |                 |           |
|---------------------------------|----------------|-----------------|-----------|-----------------|-----------|-----------------|-----------|-----------------|-----------|
|                                 |                | Age Group       |           |                 |           |                 |           |                 |           |
|                                 |                | 16 - 29         |           | 30 - 39         |           | 40 - 49         |           | 50 +            |           |
|                                 |                | Days Restricted | Days Lost | Days Restricted | Days Lost | Days Restricted | Days Lost | Days Restricted | Days Lost |
| Diagnostic Category             | ICD-9-CM Codes |                 |           |                 |           |                 |           |                 |           |
| -Infections                     | 680-686        | 0               | 0         | 0               | 0         | 0               | 0         | 0               | 0         |
| -Other                          | 700-709        | 0               | 0         | 0               | 0         | 0               | 0         | 0               | 0         |
| -Dorsopathies                   | 720-724        | 0               | 0         | 0               | 0         | 0               | 3         | 0               | 0         |
| -Rheumatism, Excluding Back     | 725-729        | 0               | 0         | 0               | 5         | 0               | 0         | 0               | 0         |
| -Fracture - Lower Limb          | 820-829        | 0               | 0         | 0               | 0         | 0               | 0         | 0               | 5         |
| -Sprains & Strains - Back       | 846-847        | 0               | 0         | 0               | 0         | 0               | 3         | 0               | 0         |
| -Sprains & Strains - Other      | 840-845, 848   | 0               | 0         | 0               | 5         | 0               | 0         | 0               | 0         |
| -Open Wound - Head, Neck, Trunk | 870-879        | 0               | 0         | 0               | 0         | 0               | 0         | 0               | 0         |
| -Open Wound - Upper Limb        | 880-887        | 0               | 0         | 0               | 0         | 0               | 0         | 0               | 0         |
| -Superficial Injury             | 910-919        | 0               | 0         | 0               | 0         | 0               | 0         | 0               | 0         |
| -Contusion                      | 920-924        | 0               | 0         | 0               | 0         | 0               | 0         | 0               | 0         |

\*OSHA events with >1 ICD-9-CM code in the same diagnostic category were counted only once. Only those diagnostic categories and gender/age combinations with at least one occurrence appear in this table.

**Pantex Plant 2005**  
**OSHA Data**

**Appendix Q. Number of Occurrences in Each Accident Category by Gender and Age\***

|                               |           | Women     |       | Men       |         |      |       | TOTAL |
|-------------------------------|-----------|-----------|-------|-----------|---------|------|-------|-------|
|                               |           | Age Group | TOTAL | Age Group |         |      | TOTAL |       |
|                               |           |           |       | 30 - 39   | 40 - 49 | 50 + |       |       |
| Type of Accident              | E Codes   | 50 +      | TOTAL | 30 - 39   | 40 - 49 | 50 + | TOTAL | TOTAL |
| Falls                         | E880-E888 | 1         | 1     | 0         | 0       | 0    | 0     | 1     |
| Natural/Environmental Factors | E900-E909 | 0         | 0     | 1         | 0       | 0    | 1     | 1     |
| Other Accidents               | E916-E928 | 0         | 0     | 0         | 2       | 3    | 5     | 5     |

\*Only those accident types and gender/age combinations with at least one occurrence appear in this table.

**Appendix R. Number of Workdays Lost or with Restricted Activity in Each Accident Category by Gender and Age\***

|                  |           | Women           |           |
|------------------|-----------|-----------------|-----------|
|                  |           | Age Group       |           |
|                  |           | 50 +            |           |
|                  |           | Days Restricted | Days Lost |
| Type of Accident | E Codes   |                 |           |
| Falls            | E880-E888 | 0               | 11        |

|                               |           | Men             |           |                 |           |                 |           |
|-------------------------------|-----------|-----------------|-----------|-----------------|-----------|-----------------|-----------|
|                               |           | Age Group       |           |                 |           |                 |           |
|                               |           | 30 - 39         |           | 40 - 49         |           | 50 +            |           |
|                               |           | Days Restricted | Days Lost | Days Restricted | Days Lost | Days Restricted | Days Lost |
| Type of Accident              | E Codes   |                 |           |                 |           |                 |           |
| Natural/Environmental Factors | E900-E909 | 0               | 0         | 0               | 0         | 0               | 0         |
| Other Accidents               | E916-E928 | 0               | 0         | 0               | 3         | 0               | 0         |

\*OSHA events with >1 E code in the same accident type were counted only once. Only those accident types and gender/age combinations with at least one occurrence appear in this table.

# Pantex Plant 2005

## OSHA Data

### Appendix S. Number of Diagnoses in Each Diagnostic Category by Gender and Job Category\*

|                            |               | Women                  |         |       |
|----------------------------|---------------|------------------------|---------|-------|
|                            |               | Job Category           |         | TOTAL |
|                            |               | Administrative Support | Service |       |
| Diagnostic Category        | ICD-9-CM Code |                        |         |       |
| INJURY & POISONING         | 800-999       | 4                      | 6       | 10    |
| -Sprains & Strains - Back  | 846-847       | 0                      | 2       | 2     |
| -Sprains & Strains - Other | 840-845, 848  | 1                      | 1       | 2     |
| -Superficial Injury        | 910-919       | 2                      | 0       | 2     |
| -Contusion                 | 920-924       | 1                      | 3       | 4     |

| Diagnostic Category | Women                  |         |       |
|---------------------|------------------------|---------|-------|
|                     | Job Category           |         | TOTAL |
|                     | Administrative Support | Service |       |
| Total               | 4                      | 6       | 10    |

|                                     |               | Men          |                   |        |                |       |
|-------------------------------------|---------------|--------------|-------------------|--------|----------------|-------|
|                                     |               | Job Category |                   |        |                | TOTAL |
|                                     |               | Service      | Security and Fire | Crafts | Line Operators |       |
| Diagnostic Category                 | ICD-9-CM Code |              |                   |        |                |       |
| SKIN & SUBCUTANEOUS TISSUE          | 680-709       | 1            | 1                 | 0      | 0              | 2     |
| -Infections                         | 680-686       | 1            | 0                 | 0      | 0              | 1     |
| -Other                              | 700-709       | 0            | 1                 | 0      | 0              | 1     |
| MUSCULOSKELETAL & CONNECTIVE TISSUE | 710-739       | 0            | 3                 | 0      | 0              | 3     |
| -Dorsopathies                       | 720-724       | 0            | 1                 | 0      | 0              | 1     |
| -Rheumatism, Excluding Back         | 725-729       | 0            | 2                 | 0      | 0              | 2     |
| INJURY & POISONING                  | 800-999       | 1            | 8                 | 2      | 1              | 12    |
| -Fracture - Lower Limb              | 820-829       | 0            | 1                 | 0      | 0              | 1     |
| -Sprains & Strains - Back           | 846-847       | 0            | 1                 | 0      | 0              | 1     |
| -Sprains & Strains - Other          | 840-845, 848  | 0            | 1                 | 0      | 0              | 1     |
| -Open Wound - Head, Neck, Trunk     | 870-879       | 0            | 1                 | 1      | 0              | 2     |
| -Open Wound - Upper Limb            | 880-887       | 0            | 1                 | 1      | 1              | 3     |
| -Superficial Injury                 | 910-919       | 1            | 1                 | 0      | 0              | 2     |
| -Contusion                          | 920-924       | 0            | 2                 | 0      | 0              | 2     |

\*Only those diagnostic categories and gender/job category combinations with at least one occurrence appear in this table.

**Pantex Plant 2005**

**OSHA Data**

**Appendix S. Number of Diagnoses in Each Diagnostic Category by Gender and Job Category\***

|                     | Men          |                   |        |                |       |
|---------------------|--------------|-------------------|--------|----------------|-------|
|                     | Job Category |                   |        |                | TOTAL |
|                     | Service      | Security and Fire | Crafts | Line Operators |       |
| Diagnostic Category |              |                   |        |                |       |
| Total               | 2            | 12                | 2      | 1              | 17    |

\*Only those diagnostic categories and gender/job category combinations with at least one occurrence appear in this table.

**Pantex Plant 2005**

**OSHA Data**

**Appendix T. Number of Workdays Lost or with Restricted Activity in Each Diagnostic Category by Gender and Job Category\***

|                            |                | Women                  |           |                 |           |
|----------------------------|----------------|------------------------|-----------|-----------------|-----------|
|                            |                | Job Category           |           |                 |           |
|                            |                | Administrative Support |           | Service         |           |
|                            |                | Days Restricted        | Days Lost | Days Restricted | Days Lost |
| Diagnostic Category        | ICD-9-CM Codes |                        |           |                 |           |
| -Sprains & Strains - Back  | 846-847        | 0                      | 0         | 0               | 11        |
| -Sprains & Strains - Other | 840-845, 848   | 0                      | 0         | 0               | 10        |
| -Superficial Injury        | 910-919        | 0                      | 0         | 0               | 0         |
| -Contusion                 | 920-924        | 0                      | 0         | 0               | 11        |

|                                 |                | Men             |           |                   |           |                 |           |                 |           |
|---------------------------------|----------------|-----------------|-----------|-------------------|-----------|-----------------|-----------|-----------------|-----------|
|                                 |                | Job Category    |           |                   |           |                 |           |                 |           |
|                                 |                | Service         |           | Security and Fire |           | Crafts          |           | Line Operators  |           |
|                                 |                | Days Restricted | Days Lost | Days Restricted   | Days Lost | Days Restricted | Days Lost | Days Restricted | Days Lost |
| Diagnostic Category             | ICD-9-CM Codes |                 |           |                   |           |                 |           |                 |           |
| -Infections                     | 680-686        | 0               | 0         | 0                 | 0         | 0               | 0         | 0               | 0         |
| -Other                          | 700-709        | 0               | 0         | 0                 | 0         | 0               | 0         | 0               | 0         |
| -Dorsopathies                   | 720-724        | 0               | 0         | 0                 | 3         | 0               | 0         | 0               | 0         |
| -Rheumatism, Excluding Back     | 725-729        | 0               | 0         | 0                 | 5         | 0               | 0         | 0               | 0         |
| -Fracture - Lower Limb          | 820-829        | 0               | 0         | 0                 | 5         | 0               | 0         | 0               | 0         |
| -Sprains & Strains - Back       | 846-847        | 0               | 0         | 0                 | 3         | 0               | 0         | 0               | 0         |
| -Sprains & Strains - Other      | 840-845, 848   | 0               | 0         | 0                 | 5         | 0               | 0         | 0               | 0         |
| -Open Wound - Head, Neck, Trunk | 870-879        | 0               | 0         | 0                 | 0         | 0               | 0         | 0               | 0         |
| -Open Wound - Upper Limb        | 880-887        | 0               | 0         | 0                 | 0         | 0               | 0         | 0               | 0         |
| -Superficial Injury             | 910-919        | 0               | 0         | 0                 | 0         | 0               | 0         | 0               | 0         |
| -Contusion                      | 920-924        | 0               | 0         | 0                 | 0         | 0               | 0         | 0               | 0         |

\*OSHA events with >1 ICD-9-CM code in the same diagnostic category were counted only once. Only those diagnostic categories and gender/job category combinations with at least one occurrence appear in this table.

**Pantex Plant 2005**

**OSHA Data**

**Appendix U. Number of Occurrences in Each Accident Category by Gender and Job Category\***

|                  |           | Women        |       |
|------------------|-----------|--------------|-------|
|                  |           | Job Category | TOTAL |
|                  |           | Service      |       |
| Type of Accident | E CODES   |              |       |
| Falls            | E880-E888 | 1            | 1     |

|                               |           | Men          |                   |        |                |       |
|-------------------------------|-----------|--------------|-------------------|--------|----------------|-------|
|                               |           | Job Category |                   |        |                | TOTAL |
|                               |           | Service      | Security and Fire | Crafts | Line Operators |       |
| Type of Accident              | E CODES   |              |                   |        |                |       |
| Natural/Environmental Factors | E900-E909 | 1            | 0                 | 0      | 0              | 1     |
| Other Accidents               | E916-E928 | 0            | 2                 | 2      | 1              | 5     |

\*Only those accident types and gender/job category combinations with at least one occurrence appear in this table.

**Pantex Plant 2005**

**OSHA Data**

**Appendix V. Number of Workdays Lost or with Restricted Activity in Each Accident Category by Gender and Job Category\***

|                  |           | Women           |           |
|------------------|-----------|-----------------|-----------|
|                  |           | Job Category    |           |
|                  |           | Service         |           |
|                  |           | Days Restricted | Days Lost |
| Type of Accident | E Codes   |                 |           |
| Falls            | E880-E888 | 0               | 11        |

|                               |           | Men             |           |                   |           |                 |           |                 |           |
|-------------------------------|-----------|-----------------|-----------|-------------------|-----------|-----------------|-----------|-----------------|-----------|
|                               |           | Job Category    |           |                   |           |                 |           |                 |           |
|                               |           | Service         |           | Security and Fire |           | Crafts          |           | Line Operators  |           |
|                               |           | Days Restricted | Days Lost | Days Restricted   | Days Lost | Days Restricted | Days Lost | Days Restricted | Days Lost |
| Type of Accident              | E Codes   |                 |           |                   |           |                 |           |                 |           |
| Natural/Environmental Factors | E900-E909 | 0               | 0         | 0                 | 0         | 0               | 0         | 0               | 0         |
| Other Accidents               | E916-E928 | 0               | 0         | 0                 | 3         | 0               | 0         | 0               | 0         |

\*OSHA events with >1 E code in the same accident type were counted only once. Only those accident types and gender/job category combinations with at least one occurrence appear in this table.



**Pantex Plant 2005**

**OSHA Data**

**Appendix W. Age-Adjusted OSHA Illness and Injury Rates by Diagnostic Category**

**Part 1. Men**

| Category of Diagnoses              | ICD-9-CM Code    | Number of Diagnoses | Age-Adjusted Rate per 1000* | Lower 95% Confidence Limit per 1000 | Upper 95% Confidence Limit per 1000 |
|------------------------------------|------------------|---------------------|-----------------------------|-------------------------------------|-------------------------------------|
| Infections/Parasites               | 001-139          | 0                   | 0                           | 0                                   | 0                                   |
| Cancer                             | 140-208, 230-234 | 0                   | 0                           | 0                                   | 0                                   |
| Benign Growths                     | 210-229, 235-239 | 0                   | 0                           | 0                                   | 0                                   |
| Endocrine/Metabolic                | 240-279          | 0                   | 0                           | 0                                   | 0                                   |
| Blood                              | 280-289          | 0                   | 0                           | 0                                   | 0                                   |
| Mental                             | 290-319          | 0                   | 0                           | 0                                   | 0                                   |
| Nervous System                     | 320-389          | 0                   | 0                           | 0                                   | 0                                   |
| -Disorders of Peripheral NS        | 350-359          | 0                   | 0                           | 0                                   | 0                                   |
| -Disorders of Eye                  | 360-379          | 0                   | 0                           | 0                                   | 0                                   |
| -Disorders of Ear & Mastoid        | 380-389          | 0                   | 0                           | 0                                   | 0                                   |
| Heart/Circulatory                  | 390-459          | 0                   | 0                           | 0                                   | 0                                   |
| Respiratory                        | 460-519          | 0                   | 0                           | 0                                   | 0                                   |
| -Chronic Obstructive Diseases      | 490-496          | 0                   | 0                           | 0                                   | 0                                   |
| -Lung Disease from External Agents | 500-508          | 0                   | 0                           | 0                                   | 0                                   |
| Digestive                          | 520-579          | 0                   | 0                           | 0                                   | 0                                   |
| -Hernias                           | 550-553          | 0                   | 0                           | 0                                   | 0                                   |
| Genitourinary                      | 580-629          | 0                   | 0                           | 0                                   | 0                                   |
| Skin                               | 680-709          | 2                   | 0.9                         | 0.2                                 | 3.7                                 |
| Musculoskeletal                    | 710-739          | 3                   | 1.2                         | 0.4                                 | 3.8                                 |
| -Arthropathies                     | 710-719          | 0                   | 0                           | 0                                   | 0                                   |
| -Dorsopathies                      | 720-724          | 1                   | 0.3                         | 0.0                                 | 2.0                                 |
| -Rheumatism, Excluding Back        | 725-729          | 2                   | 0.9                         | 0.2                                 | 3.7                                 |
| Unspecified Symptoms               | 780-799          | 0                   | 0                           | 0                                   | 0                                   |
| Injury                             | 800-999          | 12                  | 4.8                         | 2.5                                 | 9.0                                 |
| -Fractures - Skull, Neck, Trunk    | 800-809          | 0                   | 0                           | 0                                   | 0                                   |
| -Fractures - Upper Limb            | 810-819          | 0                   | 0                           | 0                                   | 0                                   |
| -Fractures - Lower Limb            | 820-829          | 1                   | 0.4                         | 0.1                                 | 3.0                                 |
| -Dislocations                      | 830-839          | 0                   | 0                           | 0                                   | 0                                   |
| -Back Sprains & Strains            | 846-847          | 1                   | 0.3                         | 0.0                                 | 2.0                                 |
| -Other Sprains & Strains           | 840-845, 848     | 1                   | 0.5                         | 0.1                                 | 3.3                                 |
| -Open Wounds - Head, Neck, Trunk   | 870-879          | 2                   | 0.7                         | 0.2                                 | 3.0                                 |
| -Open Wounds - Upper Limb          | 880-887          | 3                   | 0.7                         | 0.2                                 | 2.3                                 |
| -Open Wounds - Lower Limb          | 890-897          | 0                   | 0                           | 0                                   | 0                                   |
| -Superficial Injuries              | 910-919          | 2                   | 0.9                         | 0.2                                 | 3.7                                 |
| -Bruises                           | 920-924          | 2                   | 1.3                         | 0.3                                 | 6.1                                 |
| -Foreign Bodies Entering Orifice   | 930-939          | 0                   | 0                           | 0                                   | 0                                   |
| -Burns                             | 940-949          | 0                   | 0                           | 0                                   | 0                                   |

\*Standardized to age distribution of 2000 U.S. population.

## Pantex Plant 2005

### OSHA Data

#### Appendix W. Age-Adjusted OSHA Illness and Injury Rates by Diagnostic Category

| Category of Diagnoses  | ICD-9-CM Code  | Number of Diagnoses | Age-Adjusted Rate per 1000* | Lower 95% Confidence Limit per 1000 | Upper 95% Confidence Limit per 1000 |
|--|--|---------------------|-----------------------------|-------------------------------------|-------------------------------------|
| -Adverse Reactions to Nonmedical Substances or External Causes | 980-995  | 0                   | 0                           | 0                                   | 0                                   |
| -All Other Injuries  | 850-854, 860-869, 900-909, 925-929, 950-979, 996-999 | 0                   | 0                           | 0                                   | 0                                   |
| Health Status/Health Service Contact                           | V01-V82  | 0                   | 0                           | 0                                   | 0                                   |
| <b>Total</b>   |  | 17                  | 6.9                         | 4.1                                 | 11.6                                |

#### Part 2. Women

| Category of Diagnoses              | ICD-9-CM Code    | Number of Diagnoses | Age-Adjusted Rate per 1000* | Lower 95% Confidence Limit per 1000 | Upper 95% Confidence Limit per 1000 |
|------------------------------------|------------------|---------------------|-----------------------------|-------------------------------------|-------------------------------------|
| Infections/Parasites               | 001-139          | 0                   | 0                           | 0                                   | 0                                   |
| Cancer                             | 140-208, 230-234 | 0                   | 0                           | 0                                   | 0                                   |
| Benign Growths                     | 210-229, 235-239 | 0                   | 0                           | 0                                   | 0                                   |
| Endocrine/Metabolic                | 240-279          | 0                   | 0                           | 0                                   | 0                                   |
| Blood                              | 280-289          | 0                   | 0                           | 0                                   | 0                                   |
| Mental                             | 290-319          | 0                   | 0                           | 0                                   | 0                                   |
| Nervous System                     | 320-389          | 0                   | 0                           | 0                                   | 0                                   |
| -Disorders of Peripheral NS        | 350-359          | 0                   | 0                           | 0                                   | 0                                   |
| -Disorders of Eye                  | 360-379          | 0                   | 0                           | 0                                   | 0                                   |
| -Disorders of Ear & Mastoid        | 380-389          | 0                   | 0                           | 0                                   | 0                                   |
| Heart/Circulatory                  | 390-459          | 0                   | 0                           | 0                                   | 0                                   |
| Respiratory                        | 460-519          | 0                   | 0                           | 0                                   | 0                                   |
| -Chronic Obstructive Diseases      | 490-496          | 0                   | 0                           | 0                                   | 0                                   |
| -Lung Disease from External Agents | 500-508          | 0                   | 0                           | 0                                   | 0                                   |
| Digestive                          | 520-579          | 0                   | 0                           | 0                                   | 0                                   |
| -Hernias                           | 550-553          | 0                   | 0                           | 0                                   | 0                                   |
| Genitourinary                      | 580-629          | 0                   | 0                           | 0                                   | 0                                   |
| Skin                               | 680-709          | 0                   | 0                           | 0                                   | 0                                   |
| Musculoskeletal                    | 710-739          | 0                   | 0                           | 0                                   | 0                                   |
| -Arthropathies                     | 710-719          | 0                   | 0                           | 0                                   | 0                                   |
| -Dorsopathies                      | 720-724          | 0                   | 0                           | 0                                   | 0                                   |
| -Rheumatism, Excluding Back        | 725-729          | 0                   | 0                           | 0                                   | 0                                   |
| Unspecified Symptoms               | 780-799          | 0                   | 0                           | 0                                   | 0                                   |
| Injury                             | 800-999          | 10                  | 14.4                        | 7.2                                 | 29.1                                |
| -Fractures - Skull, Neck, Trunk    | 800-809          | 0                   | 0                           | 0                                   | 0                                   |
| -Fractures - Upper Limb            | 810-819          | 0                   | 0                           | 0                                   | 0                                   |
| -Fractures - Lower Limb            | 820-829          | 0                   | 0                           | 0                                   | 0                                   |
| -Dislocations                      | 830-839          | 0                   | 0                           | 0                                   | 0                                   |

\*Standardized to age distribution of 2000 U.S. population.

## Pantex Plant 2005

### OSHA Data

#### Appendix W. Age-Adjusted OSHA Illness and Injury Rates by Diagnostic Category

| Category of Diagnoses  | ICD-9-CM Code  | Number of Diagnoses | Age-Adjusted Rate per 1000* | Lower 95% Confidence Limit per 1000 | Upper 95% Confidence Limit per 1000 |
|--|--|---------------------|-----------------------------|-------------------------------------|-------------------------------------|
| -Back Sprains & Strains  | 846-847  | 2                   | 4.4                         | 1.1                                 | 17.6                                |
| -Other Sprains & Strains                                       | 840-845, 848   | 2                   | 1.5                         | 0.4                                 | 5.8                                 |
| -Open Wounds - Head, Neck, Trunk                               | 870-879  | 0                   | 0                           | 0                                   | 0                                   |
| -Open Wounds - Upper Limb                                      | 880-887  | 0                   | 0                           | 0                                   | 0                                   |
| -Open Wounds - Lower Limb                                      | 890-897  | 0                   | 0                           | 0                                   | 0                                   |
| -Superficial Injuries  | 910-919  | 2                   | 1.3                         | 0.3                                 | 5.3                                 |
| -Bruises   | 920-924  | 4                   | 7.3                         | 2.6                                 | 20.6                                |
| -Foreign Bodies Entering Orifice                               | 930-939  | 0                   | 0                           | 0                                   | 0                                   |
| -Burns   | 940-949  | 0                   | 0                           | 0                                   | 0                                   |
| -Adverse Reactions to Nonmedical Substances or External Causes | 980-995  | 0                   | 0                           | 0                                   | 0                                   |
| -All Other Injuries  | 850-854, 860-869, 900-909, 925-929, 950-979, 996-999 | 0                   | 0                           | 0                                   | 0                                   |
| Health Status/Health Service Contact                           | V01-V82  | 0                   | 0                           | 0                                   | 0                                   |
| <b>Total</b>   |  | <b>10</b>           | <b>14.4</b>                 | <b>7.2</b>                          | <b>29.1</b>                         |

### Part 3. Men and Women

| Category of Diagnoses              | ICD-9-CM Code    | Number of Diagnoses | Age-Adjusted Rate per 1000* | Lower 95% Confidence Limit per 1000 | Upper 95% Confidence Limit per 1000 |
|------------------------------------|------------------|---------------------|-----------------------------|-------------------------------------|-------------------------------------|
| Infections/Parasites               | 001-139          | 0                   | 0                           | 0                                   | 0                                   |
| Cancer                             | 140-208, 230-234 | 0                   | 0                           | 0                                   | 0                                   |
| Benign Growths                     | 210-229, 235-239 | 0                   | 0                           | 0                                   | 0                                   |
| Endocrine/Metabolic                | 240-279          | 0                   | 0                           | 0                                   | 0                                   |
| Blood                              | 280-289          | 0                   | 0                           | 0                                   | 0                                   |
| Mental                             | 290-319          | 0                   | 0                           | 0                                   | 0                                   |
| Nervous System                     | 320-389          | 0                   | 0                           | 0                                   | 0                                   |
| -Disorders of Peripheral NS        | 350-359          | 0                   | 0                           | 0                                   | 0                                   |
| -Disorders of Eye                  | 360-379          | 0                   | 0                           | 0                                   | 0                                   |
| -Disorders of Ear & Mastoid        | 380-389          | 0                   | 0                           | 0                                   | 0                                   |
| Heart/Circulatory                  | 390-459          | 0                   | 0                           | 0                                   | 0                                   |
| Respiratory                        | 460-519          | 0                   | 0                           | 0                                   | 0                                   |
| -Chronic Obstructive Diseases      | 490-496          | 0                   | 0                           | 0                                   | 0                                   |
| -Lung Disease from External Agents | 500-508          | 0                   | 0                           | 0                                   | 0                                   |
| Digestive                          | 520-579          | 0                   | 0                           | 0                                   | 0                                   |
| -Hernias                           | 550-553          | 0                   | 0                           | 0                                   | 0                                   |
| Genitourinary                      | 580-629          | 0                   | 0                           | 0                                   | 0                                   |
| Skin                               | 680-709          | 2                   | 0.7                         | 0.2                                 | 2.8                                 |
| Musculoskeletal                    | 710-739          | 3                   | 0.9                         | 0.3                                 | 2.9                                 |

\*Standardized to age distribution of 2000 U.S. population.

**Pantex Plant 2005**

**OSHA Data**

**Appendix W. Age-Adjusted OSHA Illness and Injury Rates by Diagnostic Category**

| Category of Diagnoses  | ICD-9-CM Code  | Number of Diagnoses | Age-Adjusted Rate per 1000* | Lower 95% Confidence Limit per 1000 | Upper 95% Confidence Limit per 1000 |
|--|--|---------------------|-----------------------------|-------------------------------------|-------------------------------------|
| -Arthropathies   | 710-719  | 0                   | 0                           | 0                                   | 0                                   |
| -Dorsopathies  | 720-724  | 1                   | 0.2                         | 0.0                                 | 1.5                                 |
| -Rheumatism, Excluding Back                                    | 725-729  | 2                   | 0.7                         | 0.2                                 | 2.8                                 |
| Unspecified Symptoms   | 780-799  | 0                   | 0                           | 0                                   | 0                                   |
| Injury   | 800-999  | 22                  | 6.4                         | 4.1                                 | 10.2                                |
| -Fractures - Skull, Neck, Trunk                                | 800-809  | 0                   | 0                           | 0                                   | 0                                   |
| -Fractures - Upper Limb  | 810-819  | 0                   | 0                           | 0                                   | 0                                   |
| -Fractures - Lower Limb  | 820-829  | 1                   | 0.4                         | 0.1                                 | 2.6                                 |
| -Dislocations  | 830-839  | 0                   | 0                           | 0                                   | 0                                   |
| -Back Sprains & Strains  | 846-847  | 3                   | 1.0                         | 0.3                                 | 3.1                                 |
| -Other Sprains & Strains                                       | 840-845, 848   | 3                   | 0.7                         | 0.2                                 | 2.4                                 |
| -Open Wounds - Head, Neck, Trunk                               | 870-879  | 2                   | 0.5                         | 0.1                                 | 2.3                                 |
| -Open Wounds - Upper Limb                                      | 880-887  | 3                   | 0.5                         | 0.2                                 | 1.7                                 |
| -Open Wounds - Lower Limb                                      | 890-897  | 0                   | 0                           | 0                                   | 0                                   |
| -Superficial Injuries  | 910-919  | 4                   | 1.0                         | 0.4                                 | 2.9                                 |
| -Bruises   | 920-924  | 6                   | 2.3                         | 0.9                                 | 5.6                                 |
| -Foreign Bodies Entering Orifice                               | 930-939  | 0                   | 0                           | 0                                   | 0                                   |
| -Burns   | 940-949  | 0                   | 0                           | 0                                   | 0                                   |
| -Adverse Reactions to Nonmedical Substances or External Causes | 980-995  | 0                   | 0                           | 0                                   | 0                                   |
| -All Other Injuries  | 850-854, 860-869, 900-909, 925-929, 950-979, 996-999 | 0                   | 0                           | 0                                   | 0                                   |
| Health Status/Health Service Contact                           | V01-V82  | 0                   | 0                           | 0                                   | 0                                   |
| <b>Total</b>   |  | 27                  | 8.1                         | 5.3                                 | 12.1                                |

\*Standardized to age distribution of 2000 U.S. population.