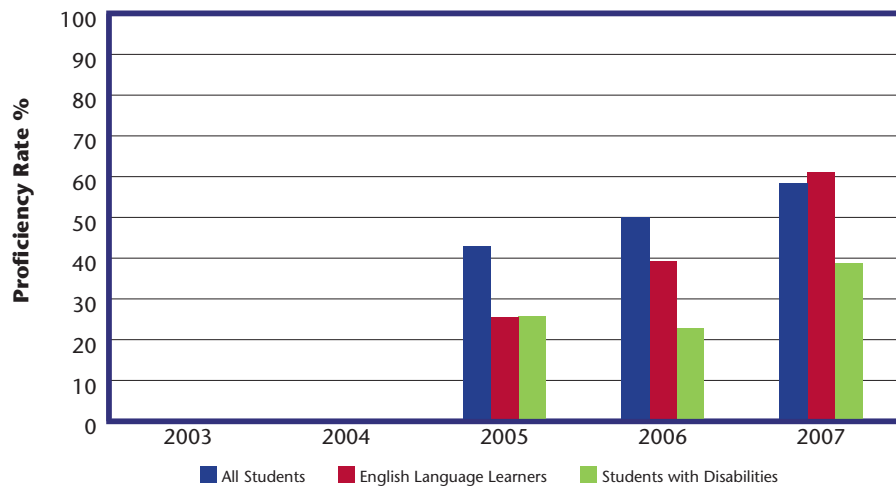


Reading First State Profile: **SOUTH CAROLINA**



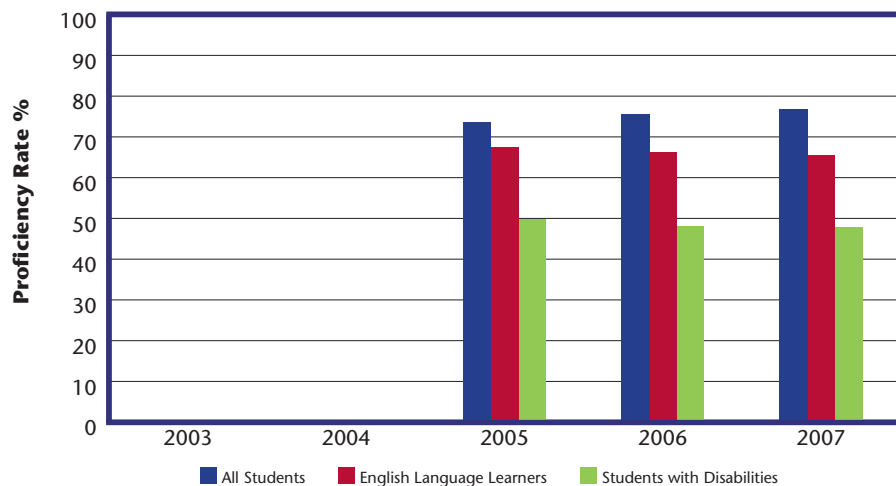
Reading First: Grade 3 Fluency Data (Cohort 1)



Fluency Assessments

Grade	Assessment	Subtest	Benchmark	LEA Gains*
Grade 1	Stanford Reading First	Oral Reading Fluency	40th %ile	57.1%
Grade 2	Stanford Reading First	Oral Reading Fluency	40th %ile	66.7%
Grade 3	Stanford Reading First	Oral Reading Fluency	40th %ile	71.4%

Reading First: Grade 3 Comprehension Data (Cohort 1)



Comprehension Assessments

Grade	Assessment	Subtest	Benchmark	LEA Gains*
Grade 1	Stanford Reading First	Comprehension	40th %ile	38.1%
Grade 2	Stanford Reading First	Comprehension	40th %ile	38.1%
Grade 3	Palmetto Achievement Challenge Tests	N/A	296	47.6%

Source: Annual Performance Report. These graphs represent the data that the state provided. Proficiency rates where the number of students tested is 10 or fewer or where the proficiency rate is 0% or 100% are not shown. In some instances, data were not provided by the state.

* LEA Gains indicates the percentage of LEAs that showed a gain of at least 5 percentage points from the state's first year of implementation to 2007.

Reading First State Profile: **SOUTH CAROLINA**



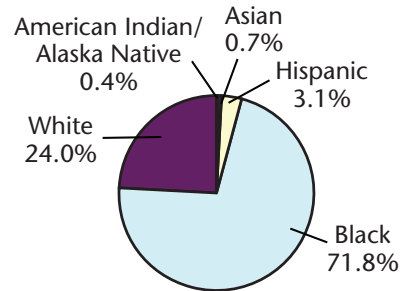
Reading First Participation

2006–2007: 12,091 students

Funded Districts and Schools

Year	Districts	Schools
2003	N/A	N/A
2004	N/A	N/A
2005	24	52
2006	23	51
2007	23	49

Reading First Students by Race/Ethnicity



Sources: Annual Performance Report and Common Core of Data. Actual 2006–2007 participation data are not available. Enrollment figures are estimated based on 2005–2006 CCD data for students enrolled in grades K–3 in Reading First Schools for 2006–2007.

Online Resources

State Reading First Website
http://ed.sc.gov/agency/offices/cso/english_la/readingfirst.html

Annual Performance Report Data
<http://www.ed.gov/programs/readingfirst/data.html>

Reading First Awards Database
<http://readingfirstdataonline.org>

2007 State Evaluation Report
<http://www.ed.gov/programs/readingfirst/evaluationreports/index.html>

Selected State Evaluation Findings

- ❑ Students performed better on the Stanford Reading First (SRF) assessment in 2006–2007 than in 2005–2006.
- ❑ Students' scores on the SRF improved from fall 2006 to spring 2007. The largest gains were made by students in grade 1 and the lowest gains occurred in grade 2.

Source: Office of Program Evaluation, University of South Carolina and the South Carolina Policy Center

Total Reading First Allocation

- ❑ Total state funding to date: **\$98,831,401**
- ❑ Amount of Yearly Funding

2008		\$6,400,393
2007		\$16,631,104
2006		\$16,142,954
2005		\$16,167,744
2004		\$15,025,151
2003		\$14,370,958
2002		\$14,093,097

Source: U.S. Department of Education Budget Service