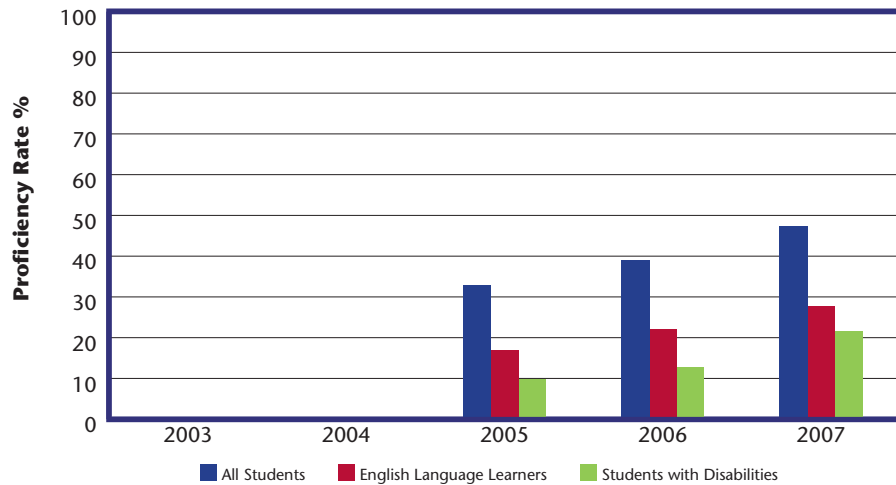


Reading First State Profile: **NEW YORK**



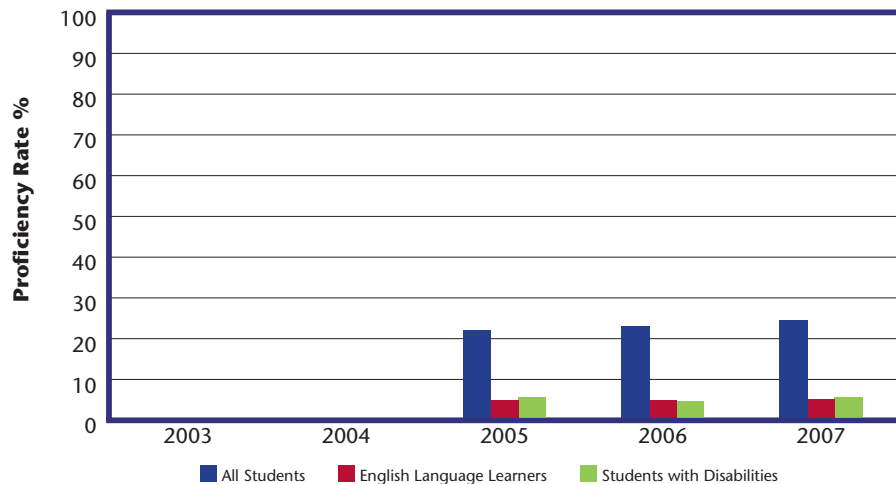
Reading First: Grade 3 Fluency Data (Cohort 1)



Fluency Assessments

Grade	Assessment	Subtest	Benchmark	LEA Gains*
Grade 1	DIBELS	Oral Reading Fluency	40 WPM	66.7%
Grade 2	DIBELS	Oral Reading Fluency	90 WPM	66.7%
Grade 3	DIBELS	Oral Reading Fluency	110 WPM	65.2%

Reading First: Grade 3 Comprehension Data (Cohort 1)



Comprehension Assessments

Grade	Assessment	Subtest	Benchmark	LEA Gains*
Grade 1	TerraNova	Comprehension	≥ 593 (Scale score)	71.1%
Grade 2	TerraNova	Comprehension	≥ 623 (Scale score)	26.7%
Grade 3	TerraNova	Comprehension	≥ 643 (Scale score)	45.7%

Source: Annual Performance Report. These graphs represent the data that the state provided. Proficiency rates where the number of students tested is 10 or fewer or where the proficiency rate is 0% or 100% are not shown. In some instances, data were not provided by the state.

* LEA Gains indicates the percentage of LEAs that showed a gain of at least 5 percentage points from the state's first year of implementation to 2007.

Reading First State Profile: **NEW YORK**

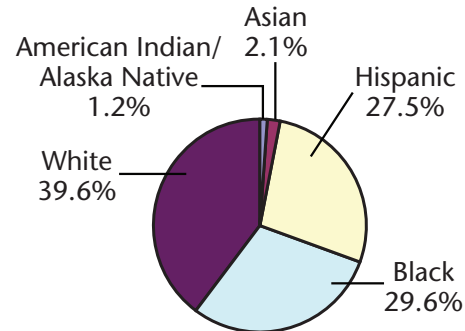


Reading First Participation

2006–2007: 39,693 students

Funded Districts and Schools		
Year	Districts	Schools
2003	N/A	N/A
2004	N/A	N/A
2005	48	135
2006	64	162
2007	64	153

Reading First Students by Race/Ethnicity



Sources: Annual Performance Report and Common Core of Data. Actual 2006–2007 participation data are not available. Enrollment figures are estimated based on 2005–2006 CCD data for students enrolled in grades K–3 in Reading First Schools for 2006–2007.

Online Resources

State Reading First Website

<http://www.emsc.nysed.gov/readfirst/>

Annual Performance Report Data

<http://www.ed.gov/programs/readingfirst/data.html>

Reading First Awards Database

<http://readingfirstdataonline.org>

2007 State Evaluation Report

<http://www.ed.gov/programs/readingfirst/evaluationreports/index.html>

Selected State Evaluation Findings

- ❑ The percent of schools that show significant changes in student achievement levels is increasing from year to year in New York City Reading First schools and New York State Rest of State (ROS) Reading First schools.

Source: MAGI Services

Total Reading First Allocation

- ❑ Total state funding to date: **\$474,037,616**

- ❑ Amount of Yearly Funding

2008 ■ \$25,219,857

2007 ■ \$74,084,450

2006 ■ \$74,651,000

2005 ■ \$75,415,429

2004 ■ \$78,323,484

2003 ■ \$75,616,187

2002 ■ \$70,727,209

Source: U.S. Department of Education Budget Service