

Legal Services Corporation  
3333 K Street, NW  
Washington, DC 20007  
[www.lsc.gov](http://www.lsc.gov)

# LSC

America's Partner For Equal Justice

# Legal Services Corporation

## Budget Request For Fiscal Year 2007



## **Board of Directors**

Frank B. Strickland, *Chairman*  
Lillian R. BeVier, *Vice Chairman*  
Thomas A. Fuentes  
Herbert S. Garten  
David Hall  
Michael D. McKay  
Thomas R. Meites  
Bernice Phillips  
Florentino A. Subia  
Ernestine P. Watlington  
Sarah M. Singleton (Nominee)

## **President**

Helaine M. Barnett

Karen J. Sarjeant, *Vice President for Programs and Compliance*  
Charles Jeffress, *Chief Administrative Officer*  
Victor M. Fortuno, *Vice President for Legal Affairs, General Counsel, and Corporate Secretary*  
David L. Richardson, *Treasurer & Comptroller*

Richard K. West, *Inspector General*

## **Prepared by**

Office of Government Relations & Public Affairs  
Legal Services Corporation  
3333 K Street, NW  
Washington, DC 20007  
Tel: 202.295.1500

For information about LSC, visit [www.lsc.gov](http://www.lsc.gov)

Budget  
Request For  
Fiscal Year 2007



## BUDGET REQUEST FOR FISCAL YEAR 2007

<b>Legal Services Corporation: Overview</b> .....	1
Bipartisan Support .....	1
LSC Leadership .....	1
<b>Funding Request Highlights</b> .....	1
<b>Basic Field Programs</b> .....	2
Justification for Increase—The Justice Gap Report .....	3
Methodologies for Documenting Current Need .....	3
Conclusion of Justice Gap Report .....	3
Justification for Increase—Hurricane Impact .....	4
Use of Funds—Program Services to Clients .....	4
<b>Technology Initiative Grant Program</b> .....	5
Accomplishments .....	6
<b>Loan Repayment Assistance Program</b> .....	7
<b>Management &amp; Administration</b> .....	8
Program Visits to Assess Compliance .....	8
Quality Initiative .....	8
Leadership Mentoring Project .....	9
Response to Hurricane Katrina .....	9
<b>Impact of Budget Cuts Over the Last Four Years</b> .....	10
<b>Disaster Relief Fund</b> .....	11
<b>Office of Inspector General</b> .....	12
FY 2007 Plan .....	12
<b>Conclusion</b> .....	13
<b>Appendix—FY 2007 Budget Request Tables</b> .....	A-1



## BUDGET REQUEST FOR FISCAL YEAR 2007

### Legal Services Corporation: Overview

The Legal Services Corporation (LSC) is a private, nonprofit corporation established by Congress in 1974 to provide low-income Americans with access to high-quality legal assistance in civil matters. LSC currently funds 138 independent local legal aid programs throughout the United States and its territories, and distributes over 95 percent of its total funding to these programs.

LSC-funded programs address the most basic and critical civil legal needs of the poor by providing services that help maintain the integrity of families, assist victims of domestic violence, keep people in safe and affordable housing, protect individuals and families against predatory lenders and consumer fraud, and defend persons against wrongful termination of government benefits.

LSC accomplishes this mission by:

- Awarding grants to legal services providers through a competitive bidding process;
- Overseeing its grantees for program quality;
- Monitoring their compliance with federal law and LSC regulations through routine audits and on-site inspections; and
- Providing training and assistance.

### Bipartisan Support

Since the Legal Services Corporation Act (LSC Act) was signed into law by President Nixon in 1974, LSC has had bipartisan support. By focusing on the most basic civil legal needs of poor individuals and families, LSC enjoys the support of President George W. Bush and a broad bipartisan group of Members of Congress. For FY 2006, for example, 207 Members of Congress (160 Representatives and 47 Senators) signed letters in support of LSC's request for a 10 percent increase in funding to \$363.8 million. Similar letters have been sent for the past three years. In addition to President Bush, Attorney General Alberto Gonzalez and Counsel to the President Harriet Miers have expressed support for LSC.

### LSC Leadership

LSC is headed by a bipartisan Board of Directors whose 11 members are appointed by the President and confirmed by the Senate. No more than six members of the Board may be from the same political party. Nine of the current Directors were appointed by President Bush, and one by President Clinton.<sup>1</sup> LSC President Helaine M. Barnett began her service on January 20, 2004, coming to LSC after a 37 year career at the Legal Aid Society of New York City, the last ten as head of its Civil Division.

### Funding Request Highlights

LSC requests an appropriation of \$411,800,000 for FY 2007, an increase of \$47,991,000 over the FY 2006 request and \$85,222,016 over the final FY 2006 appropriation. Over 95 percent of the proposed increase is for grants to the 138 basic field programs to address the significant gap in the current unmet civil legal needs of low-income Americans and to improve grantee

<sup>1</sup> A nomination by President Bush to replace President Clinton's appointee is pending in the Senate. There is one vacancy.

By focusing on the most basic civil legal needs of poor individuals and families, LSC enjoys the support of President George W. Bush and a broad bipartisan group of Members of Congress.



efficiency and effectiveness through innovative and expanded use of technology.

At the request of the Board of Directors in September 2004, LSC conducted its first comprehensive study of the unmet legal needs of low-income Americans. Most significantly, LSC required all its grantees, from mid-March to mid-May 2005, to collect data on potential eligible clients seeking assistance who were being turned away due to lack of resources. The data showed that for each person who received legal assistance from an LSC-funded program, at least one eligible person requesting help was turned away due to lack of resources. The final report on the study was reviewed and unanimously approved by the Board in October 2005.

Accordingly, LSC is requesting a basic field increase of \$78,414,654 to bring total funding for basic field programs to \$386,800,000. The purpose of this proposed increase is to enable LSC grantees to provide legal assistance to more eligible people than the 50 percent now being served. As noted, LSC grantees are turning away at least one eligible client who seeks assistance for every one being served. LSC believes this increase is necessary to fulfill its statutory role. While LSC recognizes the fiscal constraints currently facing Congress, LSC does not believe that turning away 50 percent of the eligible people seeking assistance is an acceptable situation.

LSC grantees are turning away at least one eligible client who seeks assistance for every one being served.

Line Item Budget	FY 2006 Request	FY 2006 Budget	FY 2007 Request
Grants to Programs: Basic Field	\$340,100,000	\$308,385,346	\$386,800,000
Grants to Programs: Census Adjustment	\$0	\$1,785,896	\$0
Grants to Programs: Technology Initiatives	\$5,000,000	\$1,238,971	\$5,000,000
Loan Repayment Assistance Program	\$1,000,000	\$0	\$1,000,000
Management & Administration	\$14,309,000	\$12,661,199	\$14,500,000
Disaster Relief Fund	\$0	\$0	\$1,000,000
Inspector General	\$3,400,000	\$2,506,572	\$3,500,000
<b>TOTAL</b>	<b>\$363,809,000</b>	<b>\$326,577,984</b>	<b>\$411,800,000</b>

## Basic Field Programs

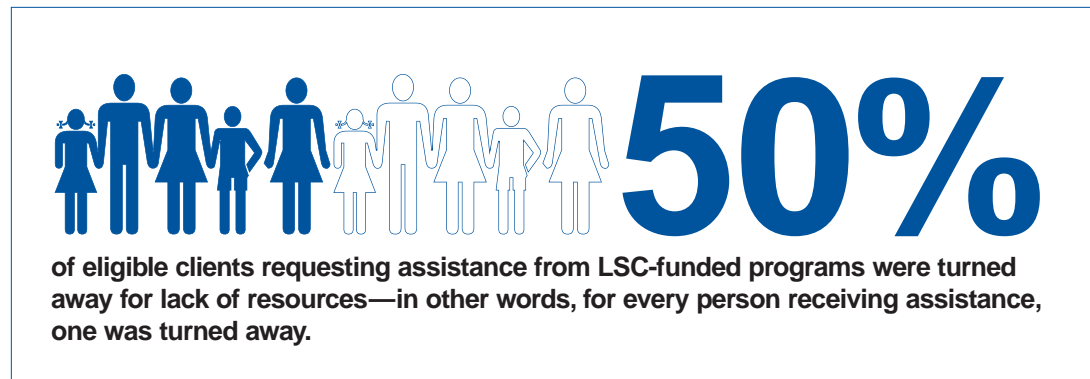
**\$386,800,000**

Under the LSC Act, LSC is required to inform Congress what is necessary to ensure that economical and effective legal assistance is provided across the nation. LSC requests \$386,800,000 for the basic field grants for FY 2007, an increase of \$46,700,000 over the FY 2006 request. A substantial increase in funding is essential to address recent findings that there is a significant shortage of critical civil legal assistance to low-income persons. In addition, the devastation caused by the three major hurricanes of 2005, most notably with Hurricane Katrina, has significantly expanded both the problems facing eligible clients and the number of client-eligible individuals. It is vital that federal funding for LSC-funded programs is substantially increased to meet the current civil legal needs of America's poorest population.



### Justification for Increase—The Justice Gap Report

In October 2005, following the year-long study requested by the LSC Board, LSC released the report *Documenting the Justice Gap in America: The Current Unmet Civil Legal Needs of Low-Income Americans*. The study established that the majority of low-income people with civil legal needs currently do not have and cannot get legal assistance. The study used several different methodologies. Most significantly, the report concluded that:



### Methodologies for Documenting Current Need

**Unable to Serve Study:** LSC undertook the first comprehensive national statistical study of all LSC-funded grantees and documented the number of potential clients that could not be served due to the lack of resources for a two month period in the spring of 2005. This study determined that for every client who receives service, one applicant was turned away. Because only those with LSC eligible cases who contacted the program for assistance were counted, the study underestimated the true unmet need. It did not include people who do not contact a program either because they are unaware they have a legal program, or they do not know that the program can help them.

**Nine State Studies:** LSC examined studies conducted in nine states since 2000 reviewing the legal needs of low-income families and individuals in those states. All nine were conducted by independent researchers pursuant to established social science research criteria. Eight of the nine studies found an unmet legal need greater than the 80 percent figure established by the ABA in its 1994 comprehensive national survey.

**Attorneys Per Capita:** In comparing the total number of legal aid lawyers in both LSC and non-LSC programs available to help the poor to the total number of attorneys providing civil legal assistance to the general public, it was determined that there are 13 times more lawyers providing personal civil legal services to the general population compared to the ratio of legal aid attorneys to low-income people. While this does not prove that 13 times more legal aid lawyers are required, the gap is too significant to dismiss.

### Conclusion of Justice Gap Report

A significant increase in federal funding for civil legal assistance to the poor is required to ensure that LSC's grantees can provide the minimum legal assistance necessary to address their needs. Stagnant (or declining after factoring government-wide funding cuts and inflation) federal funding and an increased poverty population have served to increase the unmet



need. Assuming that state and private funding were to keep pace, it will take at least a five-fold funding increase to meet the documented need for legal assistance, and a doubling of LSC's current funding of the basic field grant just to serve those currently requesting help. Mindful of the budgetary pressures facing the federal government, the request represents a conservative increase which would provide FY 2007 funding to serve 20 percent of those now requesting but denied assistance.

## Justification for Increase—Hurricane Impact

When Hurricanes Katrina, Rita and Wilma struck the Gulf Coast in the late summer and fall of 2005, nearly 1,500 people were killed, more than 1.5 million people were displaced, and estimates of damage are up to \$150 billion. Hurricane Katrina in particular instantly eliminated jobs and housing for more than one million Americans, expanding the needs of many already eligible clients and creating a new group of eligible clients, the legal problems of which are just beginning to surface. Hurricane Katrina-related cases are arising throughout the country, especially in the four most affected states, two of which already were receiving the lowest per capita level of total federal and non-federal funding for civil legal assistance to the poor in the entire country.

Hurricane Katrina in particular instantly eliminated jobs and housing for more than one million Americans, expanding the needs of many already eligible clients and creating a new group of eligible clients.

Immediately after the devastation caused by the hurricanes, LSC began holding bi-monthly conference calls with Executive Directors and staff from the affected programs to monitor the extent of the damage suffered by them and their clients. At present, program staff in Louisiana, Mississippi, Alabama and Texas have opened hundreds of cases for hurricane survivors desperately seeking help with problems covering the full range of civil legal services cases handled by LSC-funded programs, including:

- **Family Law:** How does a divorced parent enforce visitation rights when his or her child has been evacuated to another state?
- **Landlord/Tenant:** What rights do tenants have when they are evicted from their home, with or without notice?<sup>2</sup>
- **Government Benefits:** When a person is denied aid from the Federal Emergency Management Agency or another government agency, how does one prepare and file an appeal?
- **Consumer:** What legal options are available to a homeowner dealing with an unscrupulous contractor or predatory lender?

## Use of Funds—Program Services to Clients

Over 95 percent of the funds will be used to provide funding to eligible legal aid programs across the nation and U.S. territories. Legal aid clients are as diverse as the nation, encompassing all races, ethnic groups and ages. They include the working poor, veterans, single parents, family farmers, people with disabilities, victims of domestic violence and victims of natural disasters. Unfortunately, there are nearly 50 million Americans who are eligible for LSC-funded services, generally limited to those with incomes below 125 percent of the poverty line.

<sup>2</sup> An LSC grantee in Louisiana represented mobile home park tenants and prevented them from being evicted to make room for government contractors.



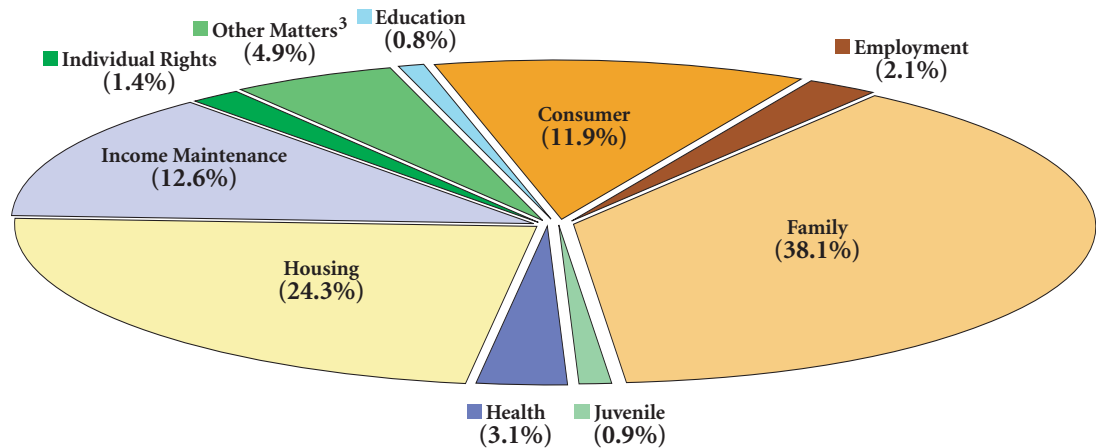


The LSC-funded legal aid programs are committed to addressing the basic legal needs of their clients and will close up to 900,000 cases this year. The majority of the cases are closed as a result of counsel and advice. The overwhelming majority, over 73 percent, of the clients are women, most of them mothers with children. The type of cases frequently encountered by legal service programs include:

- **Family Law:** assisting women who are victims of domestic violence by securing restraining orders to keep them safe, obtaining child custody and resolving other family law matters;
- **Housing:** helping families obtain and retain safe and habitable housing, thereby avoiding homelessness;
- **Income Maintenance:** ensuring that low-income working Americans obtain and retain government benefits to which they are entitled including Medicaid and Medicare benefits, veterans benefits, as well as receiving entitled compensation from private sector employers; and
- **Consumer Issues:** protecting the elderly and persons with limited education from being victimized by creditors who engage in illegal and abusive loan and collection practices.

The overwhelming majority, over 73 percent, of the clients are women, most of them mothers with children.

### Legal Issues Addressed



### Technology Initiative Grant Program

**\$5,000,000**

Since its creation in 2000, the Technology Initiative Grant (TIG) program is proving to be a cost effective way to expand civil legal services. The TIG program awards grants for the use of technology to help grantees provide assistance to low-income people who would otherwise not receive legal assistance. One of the major accomplishments is the creation of statewide websites which provide useful legal information such as *pro se* legal service assistance, community legal education in multiple languages, information on where legal assistance can be obtained, and links to information regarding the courts and social services providers. Currently, there are 50 statewide websites. TIG funded websites in 47 states (three states had their own statewide websites), the District of Columbia, Puerto Rico, Guam and the Virgin Islands. To continue

<sup>3</sup> Cases involving wills and estates, Indian and tribal law, licenses (auto and other), torts and more.





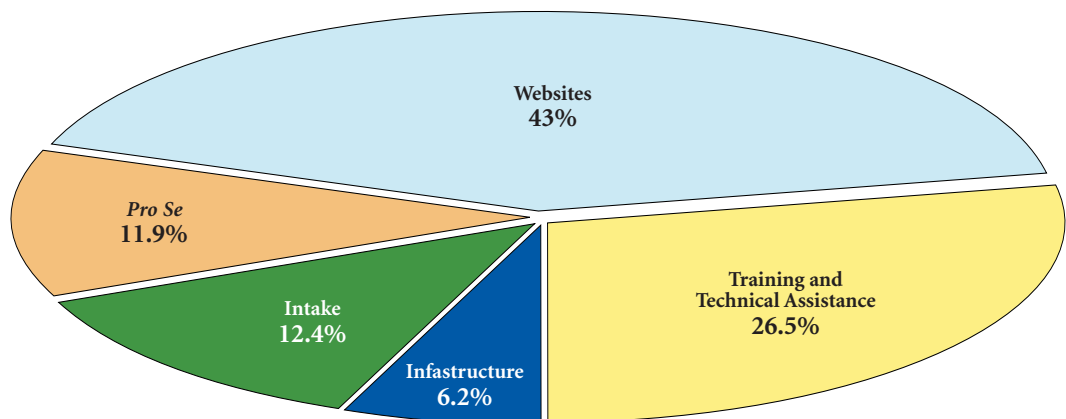
and build upon this success, LSC requests \$5 million for FY 2007, the same amount requested in FY 2006, to fund projects that use technology to deliver services:

- **Expand *Pro Se* Assistance**—to significantly expand the *pro se* capacities of the websites by:
  1. Providing assistance to those who can not navigate the website due to language, skill or other barriers, including Self Help Office projects.
  2. Increasing the number of forms on websites, in collaboration with state courts and state justice institutes.
  3. Creating online forms.
  4. Expanding client friendly *pro se* tools such as voice and video augmentation.
- **Expand Intake**—to expand the capacity of intake systems and support the development of centralized intake systems where they do not exist.
- **Remote Delivery**—to increase service delivery in remote areas by video conferencing centers and phone intake systems that allow attorneys to serve clients who are unable to travel to the program's offices.
- **Expand I-CAN! Earned Income Credit Project**—to enable low-income taxpayers to file their own tax returns online and receive earned income tax credit payments. In 2004, more than \$4,270,000 was returned in earned income tax credit to low-wage workers in 45 states. Additional funding is needed to expand this program to include state tax returns as well.

## Accomplishments

In 2005, the TIG program awarded 28 grants totaling \$1,374,500. The breakdown of 2005 funding by category can be found in the chart below.

## 2005 TIG Funding by Category





Despite limited resources, projects funded included:

■ **Voice-Over IP Telecommunication Technology Grants:**

1. **In New York**, the Central New York Legal HelpLine is a project that utilizes voice-over IP telephone technology to provide clients in the 13-county central New York region with toll-free access to a central intake unit of screeners and skilled attorneys.
2. **In Alabama**, Legal Services Alabama was awarded a grant to pilot a voice-over IP telecommunications system to supply low-cost long distance calling plans and call center capacity across the state of Alabama.

■ **Grant awarded to Legal Services of Eastern Michigan to install web cameras at domestic violence shelters and local courts.** The project is designed to reduce the instances of violence suffered by women going to court in search of protection. Domestic violence victims will be able to remain in the safety of shelters while appearing in court via the web camera. It is predicted this configuration will both increase service to victims and reduce the violence they may experience while at court.

■ **The GIS National Mapping Server Grant**, awarded to Legal Aid of East Tennessee, enables legal aid programs to understand, create, and use visual representations of complicated data for purposes of fundraising activities, management support, advocacy strategies, and collaboration projects. Legal Aid of East Tennessee will partner with the University of Tennessee to compile data by service area for use by all LSC-funded legal aid programs and with the National Technology Assistance Project to promote the availability of the national server and train programs on how to use the software system.

■ **The National HotDocs<sup>®</sup> Project**, which makes possible the generation of automated forms over the internet. In partnership with LexisNexis, TIG funds a national server to host the HotDocs<sup>®</sup> documentation preparation software. When the HotDocs<sup>®</sup> software is installed on a website or kiosk, the software guides applicants through a series of questions enabling them to file their own court documents. Currently, the server hosts online forms created by 25 states and it has enabled the completion of 20,649 documents. With increased funding, LSC plans to partner with more state courts to increase the number of online and automated court forms.

## Loan Repayment Assistance Program

**\$1,000,000**

LSC requests \$1,000,000, the same amount provided by Congress in FY 2005 from previously appropriated funds, to continue LSC's pilot Loan Repayment Assistance Program (LRAP). This congressional initiative helps LSC-funded programs recruit and retain highly qualified attorneys and law school graduates who are burdened with staggering educational debt. **The average starting salary for LSC attorneys is \$35,600**—an amount substantially below what private law firms offer new graduates. The pilot program was created to determine whether an LSC-funded LRAP program could improve the recruitment and retention of dedicated legal aid attorneys. The funds will be used for a second round of funding to broaden the sample pool which will enable LSC to more effectively evaluate whether the pilot program is a success, and if and in what form it should be continued. LSC launched the initial phase of the LRAP pilot project in the fall of 2005:

- Currently, 15 grantees have been selected to participate in the program;



- Approximately 67 attorneys who are either newly recruited or have up to two years of experience will be awarded loan assistance;
- Attorneys must have a law school debt of at least \$2,400 a year, and an annual income of less than \$45,000; and
- The maximum amount of the loan repayment is \$5,000 annually for three years.

The ability of LSC-funded programs to recruit and retain highly qualified staff is a pervasive problem that affects every legal services program in the country, and ultimately hurts low-income Americans who deserve the highest quality services available. According to a 2003 American Bar Association report, law school tuition has more than doubled over the past decade, leaving law school graduates with an average educational debt loan of more than \$80,000. Meanwhile, legal aid lawyers continue to be among the very lowest-paid members of the legal profession. LSC-funded programs face ever-increasing challenges in recruiting and retaining attorneys. In fact, since 2003, the number of attorneys, paralegals and other staff of LSC-funded programs have been steadily decreasing.

In fact, since 2003, the number of attorneys, paralegals and other staff of LSC-funded programs have been steadily decreasing.

**Management & Administration**

**\$14,500,000**

LSC requests \$14,500,000 for Management and Administration in FY 2007, less than four percent of LSC's total request. With a small and efficient staff, LSC operates a competitive grants system that promotes the efficient and effective delivery of high-quality legal services. LSC also ensures accountability to Congress and the taxpayers through aggressive oversight and enforcement of federal laws and other requirements.

The increase over the FY 2006 appropriation is necessary to ensure continued compliance with statutory and regulatory restrictions and maintain and improve program quality, to cover significantly increased insurance costs largely arising out of legal costs associated with defending congressional funding restrictions, and provide for annual compensation increases. With increased funding for FY 2007, LSC plans to continue and expand on the following initiatives.

**Program Visits to Assess Compliance**

LSC's Office of Compliance and Enforcement (OCE) is responsible for ensuring that LSC-funded grantees are in compliance with the LSC Act, Congressional restrictions and LSC regulations. OCE is also responsible for the review, investigation and disposition of complaints. In 2005, 59 complaints were closed. The total number of program visits is outlined below.

2005 Program Visits	Purpose of Visit
24	Assess general compliance with all LSC rules and regulations
5	Provide accountability training on Case Service Reporting & LSC regulations
3	Deliver technical assistance
2	Provide orientation and training on regulatory compliance to new Executive Directors

**Quality Initiative**

In seeking to ensure that LSC-funded programs provide the highest quality of legal services to their clients, the Corporation is working on several projects designed to identify, further



define and measure quality in these contexts:

- Apply the revised LSC Performance Criteria as a framework upon which LSC grantees model and provide their services;
- Work with the ABA's Standing Committee on Legal Aid and Indigent Defenders to implement the revised ABA Standards for Providers of Civil Legal Services to the Poor when it is completed; and
- Convene additional "conversations" with legal services community leaders to facilitate the implementation of the quality agenda.

### **Leadership Mentoring Project**

LSC launched the Leadership Mentoring Pilot Program in August 2005 to develop a diverse and well-trained corps of future leaders in the legal services community. The pilot, an 18-month program, will create effective mentoring relationships and leadership training, help to identify core competencies required for effective leaders in legal services programs, seek strategies to overcome challenges in developing diverse leaders, and develop models for LSC-funded programs to pursue.

### **Response to Hurricane Katrina**

In September 2005, LSC mobilized its resources to provide maximum support to its grantees affected by Hurricane Katrina, and to the low-income communities served by those grantees. LSC has undertaken the following measures:

- Created and maintained a communications network of affected grantees and others with experience in providing disaster assistance;
- Provided formal guidance on assistance to hurricane victims;
- Launched, in partnership with the American Bar Association, The National Legal Aid and Defender Association, and Pro Bono Net, the Katrina Legal Aid Resource Center, a web-based clearinghouse for hurricane victims, their advocates, and those who wish to volunteer their services; and
- LSC distributed a total of \$100,000 in disaster relief funds to two LSC recipients affected by Hurricane Katrina.

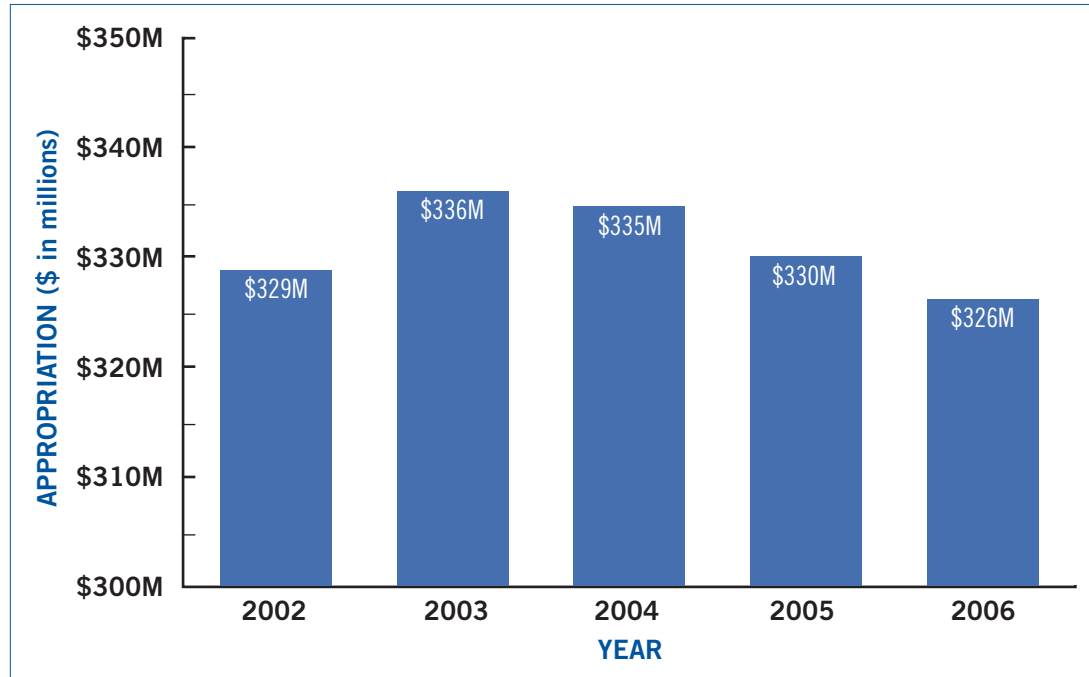
Given the experience with past disasters, LSC expects its programs will handle cases arising out of the 2005 hurricanes through FY 2007 and beyond. The New York City programs continue to deal with cases arising out of 9/11 to this day.

### **Impact Of Budget Cuts Over The Last Four Years**

LSC's steadily declining appropriation over the past few years has forced LSC-funded programs to lay off attorneys and other staff, close offices, and turn away new clients in order to concentrate on already high numbers of open cases.



## Federal Funding to LSC



Federal money represents the primary source of funding for civil legal services in the United States. Although Congress since FY 2002 has annually provided for the prior year's appropriation in the relevant appropriation bill, LSC has been hit with a series of across-the-board cuts not directed specifically at the program. As a result, LSC's FY 2006 appropriation of \$326 million is a \$10 million cut from its FY 2003 appropriation. By contrast, LSC's appropriation was \$400 million in FY 1995 and \$321 million in FY 1981.

In addition, while LSC's appropriation has been steadily decreasing since 2002, both inflation and the number of eligible clients have been steadily increasing. Inflation since 2003 has increased by 8.75%, resulting in LSC programs having less money every year to absorb higher (though well below comparable) salaries, annual rent, insurance increases, and other costs. In 2002, there were 47,084,000 eligible clients; as of 2004, the number was 49,666,000.

Recent reports across the country underscore the problem:

- **Alabama:** In 2004, Legal Services Alabama, the statewide LSC-funded program, was forced to close three of its offices and lay off 20 percent of its workforce, reducing its attorney roster from 66 to 50;
- **Mississippi:** In 2004, the Mississippi Center for Legal Services was forced to lay off 16 percent of its staff, citing federal budget cuts;
- **Illinois:** In 2005, Land of Lincoln Legal Assistance Foundation in southern Illinois was forced to shut down two of its offices and lay off 10 full time workers, a 10 percent reduction in staff; and
- **Maine:** In 2005, Pine Tree Legal Assistance, which serves the entire state, stopped accepting new clients for a full week, their first program-wide closure of intake in

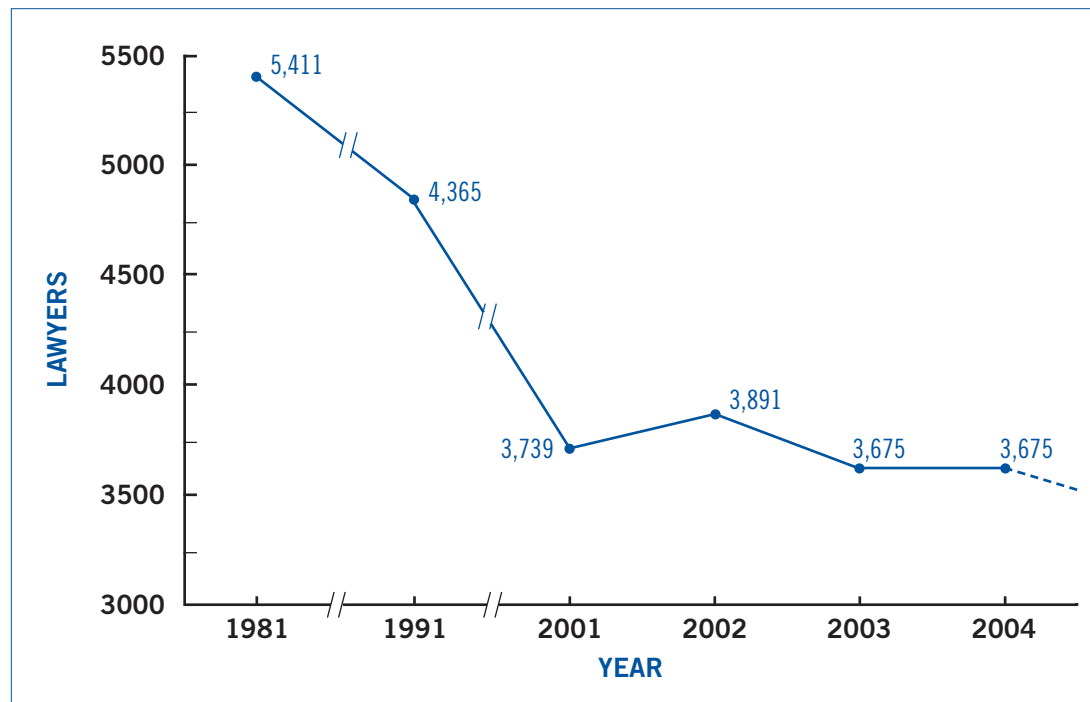


15 years. The closure was necessary to allow the program's 24 lawyers to concentrate on the almost 2,000 open cases.

LSC-funded programs in Alaska, Kentucky, New Jersey, New Mexico, New York, Ohio, Pennsylvania, Wisconsin and elsewhere also were forced in 2005 to lay off staff, close offices, or stop accepting new clients due to budget cuts. As a result, more low-income Americans go without the crucial legal assistance often necessary to maintain homes, protect income, ensure family welfare, and protect against spousal and child abuse each year. In 2004, LSC-funded programs closed approximately 900,000 cases, nearly 100,000 below the number of cases closed in 2002. Without an increase in federal funds, LSC-funded programs will serve fewer eligible low-income individuals with their pressing civil legal problems every year, thus denying them equal access to justice.

LSC-funded programs . . . were forced in 2005 to lay off staff, close offices, or stop accepting new clients due to budget cuts. As a result, more low-income Americans go without the crucial legal assistance.

Decline in Attorneys with Decreased Funding



Disaster Relief Fund

\$1,000,000

The devastation caused by the hurricanes of 2005 highlights the need for adequate disaster relief funds to assist the immediate needs of affected LSC programs. With limited resources, LSC was able to distribute \$100,000 in disaster relief funds to just two of the LSC recipients affected by Hurricane Katrina. To improve LSC's ability to better respond to future emergency related situations, LSC requests \$1,000,000 to serve as reserve disaster relief funds. A small portion of this fund will be used to improve LSC's capability to provide disaster-related assistance. The vast majority will be set aside to provide relief to programs affected by natural disasters.





## Office of Inspector General

**\$3,500,000**

LSC requests \$3,500,000 for the Office of Inspector General (OIG) for FY 2007, less than one percent of LSC's total request. The request is an increase of \$993,428 from the FY 2006 appropriation level. LSC believes this increase is necessary for the OIG to perform its core mission and important compliance monitoring oversight duties assigned by the Congress. The requested amount will increase staffing levels, provide for additional travel and make cost of living salary adjustments so the OIG can perform the additional work required to provide a higher level of assurance to the Board and the Congress concerning grantee compliance.

The OIG operates under the Inspector General Act, independent from Management, and the Congress funds the OIG through a separate budget line. The OIG principal missions are to assist in identifying ways to promote economy, efficiency and effectiveness; to prevent and detect fraud and abuse; and to keep the Board of Directors and the Congress informed about problems relating to the activities and operations of LSC and its grantees and the progress of corrective action. In addition to the missions shared by all OIGs, the Congress, starting with LSC's FY 1996 appropriation, directed that the OIG monitor grantee compliance with legal requirements through the annual grantee audits conducted by Independent Public Accountants (IPA) under guidance developed by the OIG. Further, the Congress gave the OIG the authority to conduct its own reviews of grantee compliance, thus adding OIG participation in monitoring compliance.

During the year, the OIG completed several grantee-focused projects and reviewed a number of Management's activities. The results are detailed in the OIG's Semiannual Reports to Congress.

### FY 2007 Plan

The OIG is currently planning to pursue the following areas of work, although circumstances may require a reordering of OIG priorities based on unforeseen events, and requests from the Board or the Congress. Starting in FY 2006 and continuing into FY 2007, due to restrained FY 2006 funding levels, the OIG will continue a review of LSC headquarters operations to look for economies and efficiencies as well as to provide an understanding of the roles and responsibilities of LSC and its various internal functions including compliance, grant making, accountability and resource management. In addition, the 10-year anniversary of the 1996 LSC Appropriation Act and the practice restrictions provides an opportunity for the OIG to review current practices by LSC and the grantees to see if they conform to the LSC Act and the mandated restrictions and prohibitions put in place by the Congress in 1996. At the completion of that work, the OIG plans to focus on LSC grantee operations and compliance.

The OIG's work plan by statute must include the annual audit of LSC's financial statements, investigations of crimes and referral of evidence for prosecution, and review of existing and proposed legislation and regulations. The OIG reviews approximately 138 grantee audit reports produced by the IPAs that report on the grantees' financial conditions, internal controls and compliance with mandated restrictions and prohibitions. The OIG must refer significant audit findings to LSC management and track the progress of corrective actions.

The OIG has determined that there needs to be more oversight of the IPAs since their ability to review grantees' compliance with the congressionally mandated restrictions is critical to





the success of LSC. If fully funded in FY 2007, the OIG will initiate a review of the IPAs' audit work on a three-year cycle. In addition, the OIG will have the capability to annually update and revise the Audit Guide and Compliance Supplement, which provides audit guidance to the IPAs to incorporate best practices and lessons learned.

Separately the OIG will implement a total compliance review program performing annually three to five targeted, risk-based oversight reviews of LSC grantees. These total compliance reviews will involve a detailed on-site examination of all aspects of the grantee's operations to ensure compliance with all provisions of the LSC Act and the appropriations act restrictions. Such reviews will enable the OIG to provide a much higher level of assurance to the Board and the Congress concerning grantee compliance.

Resources permitting, the OIG will look at how LSC grant funds are being used to deliver legal services to low-income citizens from an effectiveness and cost efficiency perspective.

The OIG has concluded that the OIG does not presently have adequate staff to fulfill the OIG's statutory responsibilities and complete the work identified above. In FY 2006, the OIG budget has 19 budgeted positions including the acting Assistant Inspector General for Audit on a reimbursable detail. If fully funded the OIG intends to hire seven additional staff.

## Conclusion

Given the declining federal appropriation over the last four years, the rising number of eligible individuals, the increasing demand for services, and the documented unmet need, a significant increase in the FY 2007 appropriation for civil legal assistance to the poor is critical. While LSC recognizes the budgetary pressures on federal spending, LSC's request represents a tiny percentage of the overall federal budget. Without increased federal funding, the ability of LSC-funded programs to provide civil legal services to America's poorest population is diminished. Increased federal funding will enable legal service programs to help more low-income individuals who have pressing civil legal needs, and help fulfill the nation's goal of securing equal justice for all.

**LEGAL SERVICES CORPORATION  
BUDGET REQUEST - FISCAL YEAR 2007**

(dollars in thousands)

	(1)	(2)	(3)
	FY 2006 REQUEST	FY 2006 APPROPRIATION LEVELS *	FY 2007 REQUEST
<b>I. DELIVERY OF LEGAL ASSISTANCE</b>	345,100	311,410	392,800
<b>A. PROGRAM SERVICES TO CLIENTS</b>	340,100	310,171	387,800
<b>1. Basic Field Programs</b>	340,100	308,385	386,800
A. Census Adjustment	-	1,786	-
B. Disaster Relief	-	-	1,000
<b>B. TECHNOLOGY INITIATIVES</b>	5,000	1,239	5,000
<b>II. MANAGEMENT &amp; ADMINISTRATION</b>	14,309	12,661	14,500
<b>III. LOAN REPAYMENT ASSISTANCE PROGRAM</b>	1,000	-	1,000
<b>IV. OFFICE OF INSPECTOR GENERAL</b>	3,400	2,507	3,500
<b>TOTAL</b>	<b>363,809</b>	<b>326,578</b>	<b>411,800</b>

\* Appropriation is shown net of a rescission

LEGAL SERVICES CORPORATION  
BUDGET IN BRIEF -- FISCAL YEAR 2007

(dollars in thousands)

	2005 Budget		2006 Estimate		2007 Estimate		Change from 2006 to 2007	
	Amount	Perm Posn's	Amount	Perm Posn's	Amount	Perm Posn's	Amount	Perm Posn's
<b>I. CLIENT SERVICES</b>	<b>320,351</b>		<b>314,096</b>		<b>392,800</b>		<b>78,704</b>	
Appropriation	315,439		311,410		392,800		81,390	
Funds Carried Forward from Previous Year	3,560		1,323		-		(1,323)	
Other Funds Available	208		90		-		(90)	
US Court of Veterans Appeals Funds Funds Carried Forward from Previous Year	1,100		1,235		-		(1,235)	
	44		38		-		(38)	
<b>A. PROGRAM SERVICES TO CLIENTS</b>	<b>316,928</b>		<b>311,648</b>		<b>387,800</b>		<b>76,152</b>	
Appropriation	314,184		310,171		387,800		77,629	
Funds Carried Forward from Previous Year	1,392		114		-		(114)	
US Court of Veterans Appeals Funds Funds Carried Forward from Previous Year	1,100		1,235		-		(1,235)	
	44		38		-		(38)	
Other Funds Available	208		90		-		(90)	
<b>B. TECHNOLOGY INITIATIVES</b>	<b>3,423</b>		<b>2,448</b>		<b>5,000</b>		<b>2,552</b>	
Appropriation	1,255		1,239		5,000		3,761	
Funds Carried Forward from Previous Year	2,168		1,209		-		(1,209)	
<b>II. MANAGEMENT &amp; ADMINISTRATION</b>	<b>14,456</b>	<b>86</b>	<b>14,773</b>	<b>91</b>	<b>15,200</b>	<b>91</b>	<b>427</b>	<b>-</b>
Appropriation	12,826	86	12,661	91	14,500	91	1,839	-
Funds Carried Forward from Previous Year	1,540		1,862		500		(1,362)	
Other Funds Available	90		250		200		(50)	
<b>III. LOAN REPAYMENT ASSISTANCE PROGRAM</b>	<b>1,000</b>		<b>1,000</b>		<b>1,650</b>		<b>650</b>	<b>-</b>
Appropriation	-		-		1,000		1,000	-
Funds Carried Forward from Previous Year	1,000		1,000		650		(350)	
<b>IV. OFFICE OF INSPECTOR GENERAL</b>	<b>2,740</b>	<b>17</b>	<b>2,833</b>	<b>18</b>	<b>3,550</b>	<b>26</b>	<b>717</b>	<b>8</b>
Appropriation	2,539	17	2,507	18	3,500	26	993	8
Funds Carried Forward from Previous Year	201		326		50		(276)	
<b>TOTAL -- REQUIREMENTS</b>	<b>338,547</b>	<b>103</b>	<b>332,702</b>	<b>109</b>	<b>413,200</b>	<b>117</b>	<b>80,498</b>	<b>8</b>
Appropriation	330,804	103	326,578	109	411,800	117	85,222	8
Funds Carried Forward from Previous Year	6,301		4,511		1,200		(3,311)	
US Court of Veterans Appeals Funds Funds Carried Forward from Previous Year	1,100		1,235		-		(1,235)	
	44		38		-		(38)	
Other Funds Available	298		340		200		(140)	

LEGAL SERVICES CORPORATION  
 BUDGET SUMMARY -- FISCAL YEARS 2005, 2006 AND 2007

(dollars in thousands)

	2005 Budget		2006 Estimate		2007 Estimate		Change from 2006 to 2007	
	Amount	Perm Posn's	Amount	Perm Posn's	Amount	Perm Posn's	Amount	Perm Posn's
<b>I. CLIENT SERVICES</b>	<b>320,351</b>		<b>314,096</b>		<b>392,800</b>		<b>78,704</b>	
Appropriation	315,439		311,410		392,800		81,390	
Funds Carried Forward from Previous Year	3,560		1,323		-		(1,323)	
US Court of Veterans Appeals Funds Carried Forward from Previous Year	1,100		1,235		-		(1,235)	
Other Funds Available	44		38		-		(38)	
	208		90		-		(90)	
<b>II. MANAGEMENT &amp; ADMINISTRATION</b>	<b>14,456</b>	<b>86</b>	<b>14,773</b>	<b>91</b>	<b>15,200</b>	<b>91</b>	<b>427</b>	<b>-</b>
Appropriation	12,826	86	12,661	91	14,500	91	1,839	-
Funds Carried Forward from Previous Year	1,540		1,862		500		(1,362)	
Other Funds Available	90		250		200		(50)	
<b>III. LOAN REPAYMENT ASSISTANCE PROGRAM</b>	<b>1,000</b>		<b>1,000</b>		<b>1,650</b>		<b>650</b>	
Appropriation	-		-		1,000		1,000	
Funds Carried Forward from Previous Year	1,000		1,000		650		(350)	
<b>IV. OFFICE OF INSPECTOR GENERAL</b>	<b>2,740</b>	<b>17</b>	<b>2,833</b>	<b>18</b>	<b>3,550</b>	<b>26</b>	<b>717</b>	<b>8</b>
Appropriation	2,539	17	2,507	18	3,500	26	993	8
Funds Carried Forward from Previous Year	201		326		50		(276)	
<b>TOTAL -- REQUIREMENTS</b>	<b>338,547</b>	<b>103</b>	<b>332,702</b>	<b>109</b>	<b>413,200</b>	<b>117</b>	<b>80,498</b>	<b>8</b>
Appropriation	330,804	103	326,578	109	411,800	117	85,222	8
Funds Carried Forward from Previous Year	6,301		4,511		1,200		(3,311)	
US Court of Veterans Appeals Funds Carried Forward from Previous Year	1,100		1,235		-		(1,235)	
Other Funds Available	44		38		-		(38)	
	298		340		200		(140)	

LEGAL SERVICES CORPORATION  
 APPROPRIATION REQUEST IN RELATION TO FUNDS AVAILABLE  
 (dollars in thousands)

	POSN'S	AMOUNT
	-----	-----
<b>1. Total Funds Available in Fiscal Year 2006</b>		
-----		
Appropriation, FY 2006	109	326,578
Funds Carried Forward from Previous Year		4,511
US Court of Veterans Appeals Funds		1,235
Funds Carried Forward from Previous Year		38
Other Funds Available, FY 2006		340
	-----	-----
Total available in FY 2006	109	332,702
	=====	=====
<b>2. Request for Fiscal Year 2007 -- Summary of Changes</b>		
-----		
Appropriation, FY 2006	109	326,578
Cost of Living Adjustment		13,063
		-----
Appropriation Base, FY 2007		339,641
Adjustment to Base	8	72,159
	-----	-----
Appropriation, FY 2007	117	411,800
	=====	=====
<b>3. Total Funds Available in Fiscal Year 2007</b>		
-----		
Requested Appropriation	117	411,800
Funds Carried Forward from Previous Year		1,200
Other Funds Available		200
	-----	-----
Total available in FY 2007	117	413,200
	=====	=====

LEGAL SERVICES CORPORATION  
PROGRAM AND FINANCING FOR FEDERAL APPROPRIATIONS  
FISCAL YEARS 2005, 2006 and 2007

-----  
(dollars in thousands)

	2005 Actual -----	2006 Estimate -----	2007 Estimate -----
I. CLIENT SERVICES			
A. Program Services to Clients	316,928	311,648	387,800
B. Technology Initiatives	3,423	2,448	5,000
II. MANAGEMENT & ADMINISTRATION	14,456	14,773	15,200
III. LOAN REPAYMENT ASSISTANCE PROGRAM	1,000	1,000	1,650
IV. OFFICE OF INSPECTOR GENERAL	2,740	2,833	3,550
	-----	-----	-----
Total program costs, funded	338,547	332,702	413,200
Change in Selected Resources			
Funds Carried Forward from Previous Year	(6,301)	(4,511)	(1,200)
US Court of Veterans Appeals Funds	(1,100)	(1,235)	-
Funds Carried Forward from Previous Year	(44)	(38)	-
Other Funds Available	(298)	(340)	(200)
	-----	-----	-----
Total obligations (object class 41)	330,804	326,578	411,800
Financing:			
Budget Authority (appropriation)	330,804	326,578	411,800
<hr/>			
Relation of obligations to outlays:			
Obligations incurred, net	330,804	326,578	411,800
Obligated balance, start of year	65,015	62,264	55,339
Obligated balance, end of year	(62,264)	(55,339)	(70,333)
	-----	-----	-----
Outlays	333,555	333,503	396,806
<hr/>			

LEGAL SERVICES CORPORATION  
 ACTIVITIES IN BRIEF  
 (dollars in thousands)

	2006 Estimate		2007 Base		2007 Estimate		Inc. (+) or Dec. (-) 2007 Base. to 2007 Est.	
	Amount	Perm Posn's	Amount	Perm Posn's	Amount	Perm Posn's	Amount	Perm Posn's
<b>1. CLIENT SERVICES</b>								
<b>Total</b>	<b>314,096</b>		<b>323,866</b>		<b>392,800</b>		<b>68,934</b>	
-----	-----		-----		-----		-----	
Appropriation	311,410		323,866		392,800		68,934	
Funds Carried Forward from Previous Year	1,323		-		-		-	
US Court of Veterans Appeals Funds	1,235		-		-		-	
Funds Carried Forward from Previous Year	38		-		-		-	
Other Funds Available	90		-		-		-	
<b>A. PROGRAM SERVICES TO CLIENTS</b>								
<b>Total</b>	<b>311,648</b>		<b>322,578</b>		<b>387,800</b>		<b>65,222</b>	
-----	-----		-----		-----		-----	
Appropriation	310,171		322,578		387,800		65,222	
Funds Carried Forward from Previous Year	114		-		-		-	
US Court of Veterans Appeals Funds	1,235		-		-		-	
Funds Carried Forward from Previous Year	38		-		-		-	
Other Funds Available	90		-		-		-	
<b>1. Basic Field Programs</b>								
<b>Total</b>	<b>310,285</b>		<b>322,578</b>		<b>387,800</b>		<b>65,222</b>	
-----	-----		-----		-----		-----	
Appropriation	310,171		322,578		387,800		65,222	
Funds Carried Forward from Previous Year	114		-		-		-	
<b>2. Grants from Other Funds Available</b>								
<b>Total</b>	<b>90</b>		<b>-</b>		<b>-</b>		<b>-</b>	
-----	-----		-----		-----		-----	
Appropriation	-		-		-		-	
Funds Carried Forward from Previous Year	-		-		-		-	
Other Funds Available	90		-		-		-	
<b>3. US Court of Veterans Appeals Funds</b>								
<b>Total</b>	<b>1,273</b>		<b>-</b>		<b>-</b>		<b>-</b>	
-----	-----		-----		-----		-----	
Appropriation	-		-		-		-	
Funds Carried Forward from Previous Year	-		-		-		-	
US Court of Veterans Appeals Grt Funds	1,235		-		-		-	
Funds Carried Forward from Previous Year	38		-		-		-	



LEGAL SERVICES CORPORATION  
ACTIVITIES IN BRIEF  
(dollars in thousands)

	2006 Estimate		2007 Base		2007 Estimate		Inc. (+) or Dec. (-) 2007 Base. to 2007 Est.	
	Amount	Perm Posn's	Amount	Perm Posn's	Amount	Perm Posn's	Amount	Perm Posn's
<b>B. TECHNOLOGY INITIATIVES</b>								
Total	2,448		1,289		5,000		3,711	
Appropriation	1,239		1,289		5,000		3,711	
Funds Carried Forward from Previous Year	1,209		-		-		-	
<b>II. MANAGEMENT &amp; ADMINISTRATION</b>								
Total	14,773	91	13,867	91	15,200	91	1,333	-
Appropriation	12,661	91	13,167	91	14,500	91	1,333	-
Funds Carried Forward from Previous Year	1,862		500		500		-	
Other Funds Available	250		200		200		-	
<b>III. LOAN REPAYMENT ASSISTANCE PROGRAM</b>								
Total	1,000		650		1,650		1,000	-
Appropriation	-		-		1,000		1,000	-
Funds Carried Forward from Previous Year	1,000		650		650		-	
<b>IV. OFFICE OF INSPECTOR GENERAL</b>								
Total	2,833	18	2,657	26	3,550	26	893	-
Appropriation	2,507	18	2,607	26	3,500	26	893	-
Funds Carried Forward from Previous Year	326		50		50		-	
Total	332,702	109	341,041	117	413,200	117	72,159	-
Appropriation	326,578	109	339,641	117	411,800	117	72,159	-
Funds Carried Forward from Previous Year	4,511		1,200		1,200		-	
US Court of Veterans Appeals Funds Carried Forward from Previous Year	1,235		-		-		-	
Other Funds Available	38		-		-		-	
	340		200		200		-	

LEGAL SERVICES CORPORATION  
 APPROPRIATION EXPENSES BY ACTIVITY -- FISCAL YEARS 2006 AND 2007

(dollars in thousands)

	2005 Funds Carried Forward to 2006		2006 Estimate		2007 Base		2007 Request	
	Amount	Perm Posn's	Amount	Perm Posn's	Amount	Perm Posn's	Amount	Perm Posn's
Corporation Management & Administration	1,862		12,661	91	13,167	91	14,500	91
Funds Carried Forward from FY 2006 to FY 2007	-		-		500		500	
Other Funds Available	-		340		200		200	
Loan Repayment Asst Program	1,000		-		-		1,000	
Funds Carried Forward from FY 2006 to FY 2007	-		-		650		650	
Office of Inspector General	326		2,507	18	2,607	26	3,500	26
Funds Carried Forward from FY 2006 to FY 2007	-		-		50		50	
<b>SUBTOTAL</b>	<b>3,188</b>		<b>15,508</b>	<b>109</b>	<b>17,174</b>	<b>117</b>	<b>20,400</b>	<b>117</b>
Program Activities	1,323		311,410		323,867		392,800	
Other Funds Available	38		-		-		-	
<b>TOTAL</b>	<b>4,549</b>		<b>326,918</b>	<b>109</b>	<b>341,041</b>	<b>117</b>	<b>413,200</b>	<b>117</b>

**LEGAL SERVICES CORPORATION  
MANAGEMENT & ADMINISTRATION, & INSPECTOR GENERAL TOTAL SUMMARY  
FISCAL YEARS 2006 AND 2007**

(dollars in thousands)

	MANAGEMENT & ADMIN, & INSPECTOR GENERAL		PROGRAM AUTHORITIES		TOTALS		CHANGE
	2006	2007	2006	2007	2006	2007	
<b>SUMMARY TOTALS</b>							
Management & Administration	14,773	15,200	-	-	14,773	15,200	427
Office of Inspector General	2,833	3,550	-	-	2,833	3,550	717
Grants and Contracts	-	-	314,096	392,800	314,096	392,800	78,704
Loan Repayment Assist. Prgm.	-	-	1,000	1,650	1,000	1,650	650
<b>Total Expenses</b>	<b>17,606</b>	<b>18,750</b>	<b>315,096</b>	<b>394,450</b>	<b>332,702</b>	<b>413,200</b>	<b>80,498</b>

**Source of Funds for the Delivery of Legal Assistance**

Appropriation	311,410	392,800
Funds Carried Forward from Previous Year	1,323	-
US Court of Veterans Appeals Funds	1,235	-
Funds Carried Forward from Previous Year	38	-
Other Funds Available	90	-
<b>Total</b>	<b>314,096</b>	<b>392,800</b>

**Source of Funds for the Loan Repayment Assistance Program**

Appropriation	-	1,000
Funds Carried Forward from Previous Year	1,000	650
Other Funds Available	-	-
<b>Total</b>	<b>1,000</b>	<b>1,650</b>

**Total Sources of Funds**

Appropriation	326,578	411,800
Funds Carried Forward from Previous Year	4,511	1,200
US Court of Veterans Appeals Funds	1,235	-
Funds Carried Forward from Previous Year	38	-
Other Funds Available	340	200
<b>Total</b>	<b>332,702</b>	<b>413,200</b>

**LEGAL SERVICES CORPORATION  
MANAGEMENT AND ADMINISTRATION EXPENSES BY OBJECT CLASS  
FISCAL YEARS 2006 AND 2007**

(dollars in thousands)

OBJECT CLASS	MANAGEMENT AND ADMINISTRATION		PROGRAM AUTHORITIES		TOTALS		CHANGE
	2006	2007	2006	2007	2006	2007	
Personnel Compensation	7,697	7,989			7,697	7,989	292
Employee Benefits	2,247	2,460			2,247	2,460	213
Other Personnel Services	281	203			281	203	(78)
Consulting	971	894			971	894	(77)
Travel and Transportation	718	752			718	752	34
Communications	170	166			170	166	(4)
Occupancy Costs	1,677	1,677			1,677	1,677	-
Printing and Reproduction	148	179			148	179	31
Other Operating Expenses	574	587			574	587	13
Capital Expenditures	290	293			290	293	3
<b>Total for Management Administration</b>	<b>14,773</b>	<b>15,200</b>	<b>-</b>	<b>-</b>	<b>14,773</b>	<b>15,200</b>	<b>427</b>

**Source of Funds for Management and Administration**

Appropriation	12,661	14,500
Funds Carried Forward from Previous Year	1,862	500
US Court of Veterans Appeals Funds	-	-
Funds Carried Forward from Previous Year	-	-
Other Funds Available	250	200
<b>Total</b>	<b>14,773</b>	<b>15,200</b>

**LEGAL SERVICES CORPORATION  
INSPECTOR GENERAL EXPENSES BY OBJECT CLASS  
FISCAL YEARS 2006 AND 2007**

-----  
(dollars in thousands)

OBJECT CLASS	OFFICE OF INSPECTOR GENERAL		PROGRAM AUTHORITIES		TOTALS		CHANGE
	2006	2007	2006	2007	2006	2007	
Personnel Compensation	1,783	2,517			1,783	2,517	734
Employee Benefits	462	636			462	636	174
Other Personnel Services	151	2			151	2	(149)
Consulting	250	150			250	150	(100)
Travel and Transportation	119	168			119	168	49
Communications	14	13			14	13	(1)
Occupancy Costs	1	1			1	1	-
Printing and Reproduction	3	3			3	3	-
Other Operating Expenses	20	20			20	20	-
Capital Expenditures	30	40			30	40	10
<b>Total for Inspector General</b>	<b>2,833</b>	<b>3,550</b>	<b>-</b>	<b>-</b>	<b>2,833</b>	<b>3,550</b>	<b>717</b>

**Source of Funds for Inspector General**

Appropriation	2,507	3,500
Funds Carried Forward from Previous Year	326	50
US Court of Veterans Appeals Funds	-	-
Funds Carried Forward from Previous Year	-	-
Other Funds Available	-	-
<b>Total</b>	<b>2,833</b>	<b>3,550</b>

LEGAL SERVICES CORPORATION  
STAFF POSITIONS - FISCAL YEARS 2005, 2006, and 2007

---

	2005 Budget	2006 Budget		2007 Budget	
	Number of Positions *	Change From 2005	Number of Positions *	Change From 2006	Number of Positions *
<b>OFFICE</b>					
<hr style="border-top: 1px dashed black;"/>					
Executive Office	4	3	7	0	7
Legal Affairs	6	1	7	0	7
Government Relations/Public Affairs	7	1	8	0	8
Human Resources	6	0	6	0	6
Financial & Administrative Services	10	(1)	9	0	9
Information Technology	6	0	6	0	6
Program Performance	22	(1)	21	0	21
Information Management	9	1	10	0	10
Compliance & Enforcement	16	1	17	0	17
	<hr style="border-top: 1px dashed black;"/>	<hr style="border-top: 1px dashed black;"/>	<hr style="border-top: 1px dashed black;"/>	<hr style="border-top: 1px dashed black;"/>	<hr style="border-top: 1px dashed black;"/>
	86	5	91	0	91
Inspector General	17	1	18	8	26
	<hr style="border-top: 1px dashed black;"/>	<hr style="border-top: 1px dashed black;"/>	<hr style="border-top: 1px dashed black;"/>	<hr style="border-top: 1px dashed black;"/>	<hr style="border-top: 1px dashed black;"/>
<b>TOTAL</b>	103	6	109	8	117
	===	===	===	===	===

\* Full-time equivalents

LEGAL SERVICES CORPORATION  
 STAFF SALARIES -- FISCAL YEARS 2005, 2006 and 2007

MANAGEMENT AND ADMINISTRATION

SALARY RANGES	2005 Budget	2006 Budget		2007 Budget	
	Number of Positions*	Change From 2005	Number of Positions*	Change From 2006	Number of Positions*
LSC BAND I \$26,340 - \$50,220	12	(2)	10	0	10
LSC BAND II \$43,750 - \$80,480	24	3	27	0	27
LSC BAND III \$69,980 - \$108,600	40	3	43	0	43
LSC BAND IV \$102,120 - \$123,200	6	0	6	0	6
LSC BAND V \$116,570 - \$129,900	3	1	4	0	4
Unclass. Posn's.	1	0	1	0	1
<b>TOTAL</b>	<b>86</b>	<b>5</b>	<b>91</b>	<b>0</b>	<b>91</b>

\* Full-time equivalents



LEGAL SERVICES CORPORATION  
 STAFF SALARIES -- FISCAL YEARS 2005, 2006 and 2007

OFFICE OF INSPECTOR GENERAL

SALARY RANGES	2005 Budget	2006 Budget		2007 Budget	
	Number of Positions*	Change From 2005	Number of Positions*	Change From 2006	Number of Positions*
LSC BAND I \$26,340 - \$50,220	0	0	0	0	0
LSC BAND II \$43,750 - \$80,480	2	0	2	1	3
LSC BAND III \$69,980 - \$108,600	11	1	12	5	17
LSC BAND IV \$102,120 - \$123,200	3	0	3	2	5
LSC BAND V \$116,570 - \$129,900	1	0	1	0	1
Unclass. Posn's.	0	0	0	0	0
<b>TOTAL</b>	<b>17</b>	<b>1</b>	<b>18</b>	<b>8</b>	<b>26</b>

\* Full-time equivalents