


**United States Court of Appeals**

FOR THE SIXTH CIRCUIT



**ANNUAL REPORT**

**JULY, 1983 – JUNE, 1984**

Pierce Lively  
Chief Judge

John P. Hehman  
Clerk

**CHIEF JUDGE**

**PIERCE LIVELY**  
DANVILLE, KENTUCKY 40422

**CIRCUIT JUDGES**

**GEORGE EDWARDS**  
CINCINNATI, OHIO 45202

**ALBERT J. ENGEL**  
GRAND RAPIDS, MICHIGAN 49502

**DAMON J. KEITH**  
DETROIT, MICHIGAN 48226

**GILBERT S. MERRITT**  
NASHVILLE, TENNESSEE 37203

**CORNELIA G. KENNEDY**  
DETROIT, MICHIGAN 48226

**BOYCE F. MARTIN, JR.**  
LOUISVILLE, KENTUCKY 40202

**NATHANIEL R. JONES**  
CINCINNATI, OHIO 45202

**LEROY J. CONTIE, JR.**  
AKRON, OHIO 44308

**ROBERT B. KRUPANSKY**  
CLEVELAND, OHIO 44114

**HARRY W. WELLFORD**  
MEMPHIS, TENNESSEE 38103

**UNITED STATES COURT OF APPEALS**

FOR THE SIXTH CIRCUIT

MICHIGAN · OHIO · KENTUCKY · TENNESSEE

CHAMBERS OF THE COURT

CINCINNATI, OHIO 45202

**SENIOR JUDGES**

**PAUL C. WEICK**  
AKRON, OHIO 44308

**HARRY PHILLIPS**  
NASHVILLE, TENNESSEE 37203

**ANTHONY J. CELEBREZZE**  
CLEVELAND, OHIO 44114

**JOHN W. PECK**  
CINCINNATI, OHIO 45202

**BAILEY BROWN**  
MEMPHIS, TENNESSEE 38112

May 16, 1984

Once again, the United States Court of Appeals for the Sixth Circuit has experienced growth in its docket with new appeals projected to be nearly 2,900 for the year ending June 30, 1984. In looking back over the past ten years, the court's docket has literally doubled. Significantly, however, the court has been able to hold the pending case load at roughly the same level since 1982. It has been able to maintain pending cases at that level by increasing its dispositions 115% over what they were ten years ago.

This substantial increase in case dispositions has not, however, diluted the attention given those cases by judges of the Sixth Circuit. The circuit's active judges continue to have one of the highest levels of case participations among all federal circuit courts. During this reporting year, which ends in June, the average circuit judge will have participated in over 400 case decisions. Nearly 70% of these participations will have been in cases where the parties have had an opportunity to argue before a panel of judges. In the remaining 30% the judges reviewed the merits of each case and from that review were able to determine that oral argument was not necessary. The Administrative Office of the U. S. Courts reports that this circuit leads the nation in the number of cases decided by its panels.

The judges of the U. S. Court of Appeals for the Sixth Circuit have traditionally assigned a high priority to affording parties an opportunity to have their case brought before judges in open court. The tradition of favoring oral argument continues despite the burgeoning docket. Changes in the court's sitting schedule, which were made two-and-a-half years ago, have allowed oral argument to stand toe-to-toe with the ever-increasing case load.

Beginning in January 1982, the court adopted a schedule which finds it sitting thirty-two weeks each year. To meet this schedule, the court has split the active judges into two groups, with each division sitting for eight two-week sessions during the year. Sessions are scheduled every month of the year.

Of course this schedule would not have succeeded without the full support of the Sixth Circuit's five senior judges and the visiting judges who graciously come to Cincinnati to participate on panels. By the end of June our senior judges will have participated in 18% of the panels convened. In addition, 11% of the panels included a visiting judge. What this means is that the court was able to schedule hearings in

nearly 30% more cases due to the support of the senior and visiting judges. The court particularly appreciates the fact that 86% of the visiting judges are district judges within the Sixth Circuit who have taken time from their own busy dockets to sit with the court of appeals.

As a result, our active judges, with the assistance of senior and visiting judges, will convene 203 panels during the twelve month period ending in June. In the process they will hold well over 1,000 hearings. Oral argument is alive and well in the Sixth Circuit.

Not all cases brought before the court of appeals warrant oral argument. Through various local rules other means have been devised to address these cases.

Local Rule 9 establishes standards for dealing with such cases. With the help of the court's central legal staff, who continually review the docket, cases are identified for which oral argument may not be necessary. The legal staff presents these cases to a panel for consideration. The judges making up the panel are then given the opportunity to review these cases four to five weeks in advance. The panel members meet together after their regular oral argument session to confer on the Rule 9 cases presented to them. At that time it is determined whether such a case can be decided without oral argument or whether it should be placed on the argument calendar. Those decided under Rule 9 without argument account for 23% of all case dispositions.

Another innovative program has been established via the Sixth Circuit's local rules. Under Rule 18(c) the settlement program draws upon another group of attorneys within the court who identify cases which may have settlement potential. The staff brings the parties together — usually by way of a conference call — and, where possible, works toward settlement of differences. Where reconciliation is not possible, the settlement staff aids in clarifying issues and generally assists the parties in the procedural aspects of presenting their case before the court.

There are responsibilities other than deciding cases which constitute a significant element of each individual judge's workload. The two major categories are review of petitions for rehearing, including petitions for rehearing en banc, and disposition of motions presented to the court.

On average, the court receives thirty-seven petitions for rehearing each month—well over half of these are with the suggestion that they be reviewed by the entire court. Petitions for rehearing consume a considerable portion of the judges' time. Using just the petitions for rehearsings en banc to demonstrate this point: the en banc court will have received approximately 240 petitions by the end of June. Each of these petitions requires careful scrutiny by each active judge, including those not sitting on the original decision panel. In ten cases the petitions were granted and hearings were held before the entire court sitting en banc during the year.

Perhaps more significant, in terms of judicial workload, is the motions traffic within the court of appeals. It is projected that by the end of June nearly 1,000 motions will have been reviewed by the judges of the court prior to assignment of cases to panels for oral argument. Sixty-five percent of these motions will be reviewed by motions panels made up of three active judges; all active judges except the Chief Judge participate on these panels on a rotating basis. The remaining 35% of the motions will be handled by individual active judges.

Another noteworthy item is the publication of the court's opinions. Local Rule 24, which went into effect in 1981, clarifies the court's policy regarding publication of opinions. It is working effectively to provide the bar with access to the decisions of this court which the judges feel have precedential value. Twenty-seven percent of all decisions entered by judges are recommended for publication under the criteria set down by Local Rule 24.

Delays in the production of district court transcripts have been a major factor in the length of time cases remain on the court of appeals' docket. Through the efforts of a committee of Sixth Circuit judges, made up of Judge Kennedy and Judge Krupansky, working in conjunction with the clerk's office, our court has taken the lead nationally in addressing this problem. With the direct involvement of district court judges and the cooperation of district court clerks and court reporters, the program has met with initial success in working toward the goal of reducing the time it takes to produce transcript for cases on appeal.

The program's primary focus is to track the process of producing transcripts from the time a notice of appeal is filed until the actual transcript is filed in the court of appeals as part of the record on appeal. Our clerk's office, in conjunction with the newly appointed court reporter coordinators in the district courts, works with counsel and with the court reporters themselves to insure that all parties fulfill their responsibilities in a timely manner. Where problems are not resolved informally, the committee calls upon the district judge for assistance.

The court is very optimistic about the progress thus far and is confident that the program will not only achieve its primary goal but will also help to enhance the general management of the court reporter system, providing the coordinators and court reporters at the district court level with transcript production data.

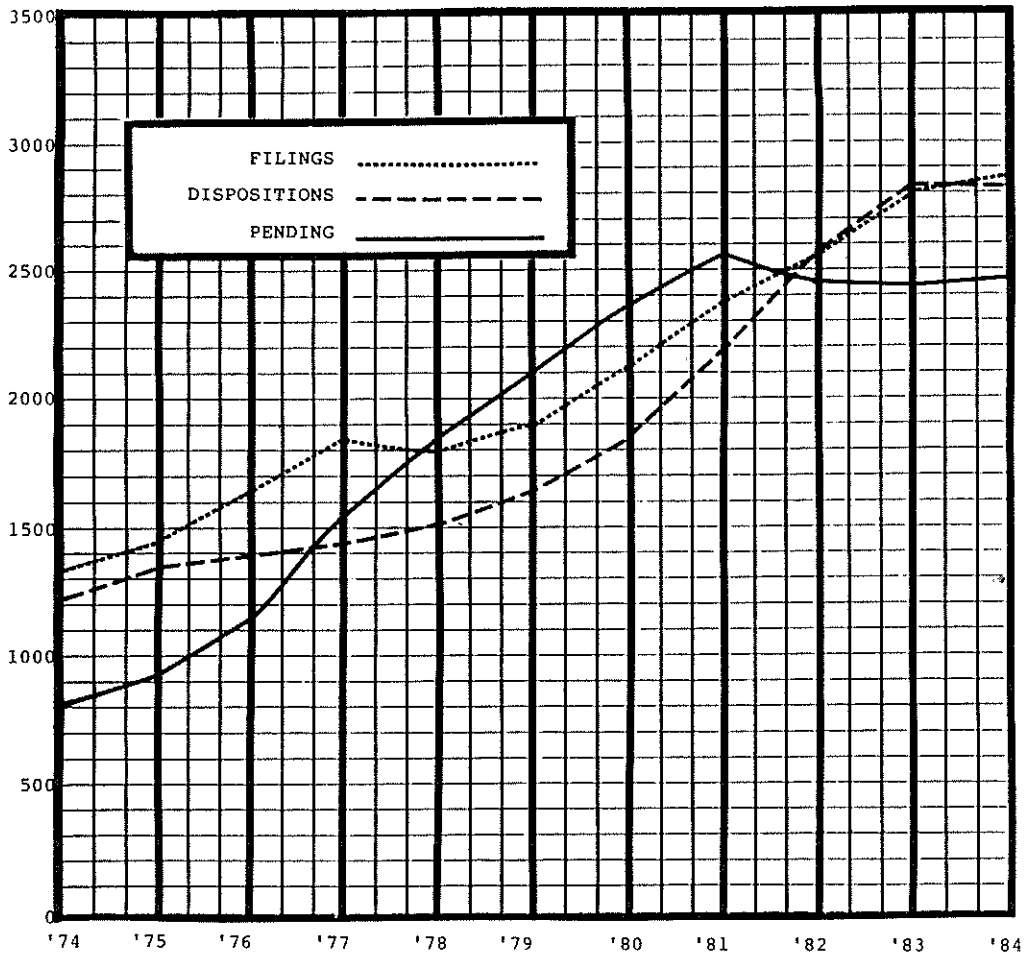
The past year has also marked a change in staff at the Sixth Circuit Library. After many years of capable and dedicated service, Circuit Librarian Frank Payne announced his retirement. While we look upon his departure with regret and we wish him the best in his well-earned leisure, we are optimistic about the future. On February 6, 1984, Ms. Kathy Welker took over the reins of the library system in the Sixth Circuit. Ms. Welker's impressive credentials promise that she will be a great asset to the circuit as our library system grows not only in Cincinnati, but in the four satellite libraries in Memphis, Nashville, Grand Rapids, and Detroit.

\* \* \* \* \*

The following provides more specific information regarding the cases brought before the U. S. Court of Appeals for the Sixth Circuit, including the types of cases filed, their origin, and their disposition. This information illustrates some trends and points to some changes which have occurred over the past ten years.

## STATUS OF THE DOCKET

The status of the docket for the past ten years is graphically displayed below. For this period filings continued to increase at a considerable rate. As a result, in 1978 pending cases exceeded filings for the first time. This remained a fact of life for each year until 1981 when pending cases reached their high point. Since that year dispositions have kept pace with filings and therefore the pending caseload has remained below the 2,500 level.

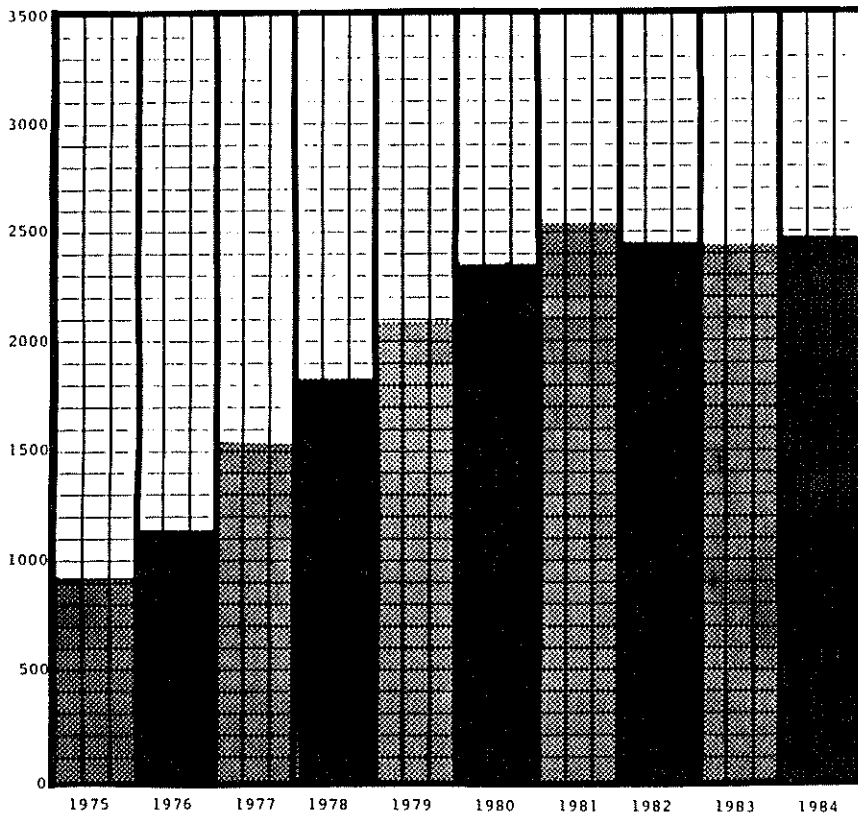


The table on the next page provides the number of filings, dispositions, and pending cases for the past ten years. Also noted are the percentage increase in these figures over the preceding year.

FILINGS, DISPOSITIONS, AND PENDING CASES  
FOR THE TWELVE MONTH PERIOD JULY - JUNE  
1975 through 1984

	75	76	77	78	79	80	81	82	83	84*
<b>FILINGS</b>	1436	1628	1827	1795	1889	2103	2376	2541	2795	2872
Annual Increase in Filings	7.6%	11.5%	12.2%	-1.8%	5.2%	11.3%	13%	7%	10%	2.8%
<b>DISPOSITIONS</b>	1320	1396	1425	1503	1633	1832	2189	2551	2803	2839
Annual Increase in Dispositions	9.4%	5.8%	2.1%	5.5%	8.6%	12.2%	19.5%	16.5%	9.9%	1.3%
<b>PENDING CASES AS OF JUNE 30</b>	913	1145	1547	1839	2095	2366	2553	2457	2449	2482
Annual Increase in Pending Cases	13.7%	25.4%	35.1%	18.9%	13.9%	12.9%	7.9%	-3.8%	1.3%	1.3%

\*1984 Figures are projected through June 30, 1984

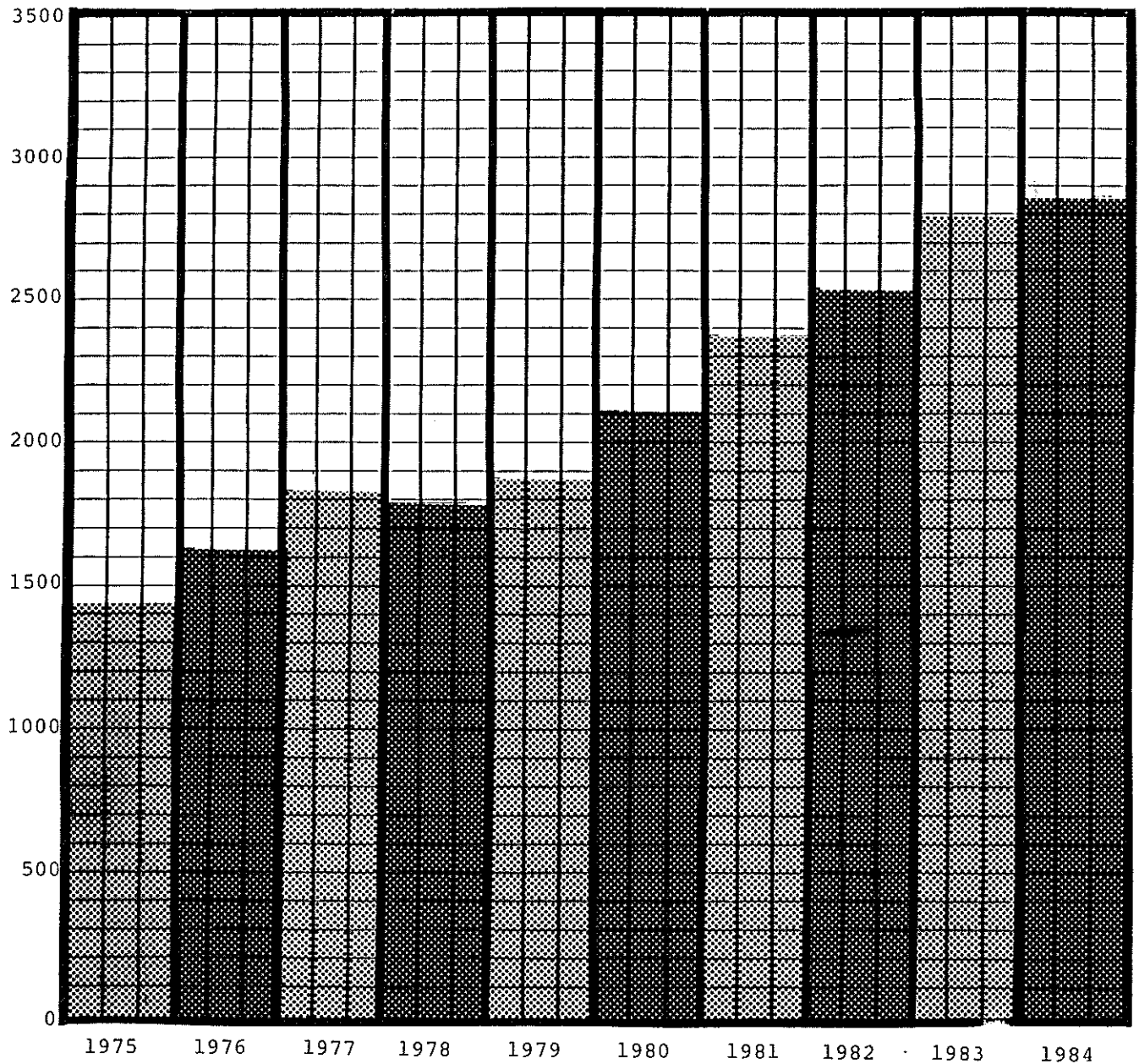


PENDING CASES

Between 1975 and 1981 the pending case load had increased by 180%. Since their 1981 peak pending cases have remained constant for the past three years. The chart to the left shows pending cases as of June 30th for each year since 1975.

## FILINGS

Since 1975 the number of cases filed in the U.S. Court of Appeals for the Sixth Circuit have doubled. In 1984 there are nearly 1,450 more cases filed than ten years earlier. The chart below depicts case filings as of June 30th for each year since 1975.



## FILINGS BY CASE TYPE

The table below provides a breakdown of filings for the past ten years. This breakdown shows the types of cases that have made up the court's docket during the period.

FILINGS BY CASE TYPE  
FOR THE TWELVE MONTH PERIOD JULY - JUNE  
1975 through 1984

	75	76	77	78	79	80	81	82	83	84*
AGENCY	145	216	267	181	235	238	283	255	282	246
BANKRUPTCY	5	21	28	26	20	21	44	52	63	89
CIVIL	913	981	1132	1112	1246	1476	1665	1866	2038	2014
Prisoner Petitions	250	229	235	279	417	420	546	517	568	545
Civil Rights	158	171	177	216	219	272	304	396	411	409
Social Security	72	91	161	89	143	142	150	165	197	243
Diversity	148	148	147	167	165	212	254	261	240	212
Other Civil	285	342	412	361	302	430	411	527	622	695
ORIGINAL PROCEEDINGS	26	27	29	20	34	21	33	21	32	34
CRIMINAL	347	383	371	456	354	347	351	347	380	399
TOTAL CASES FILED	1416	1628	1827	1795	1889	2103	2376	2541	2795	2872

\*1984 Figures are projected through June 30, 1984

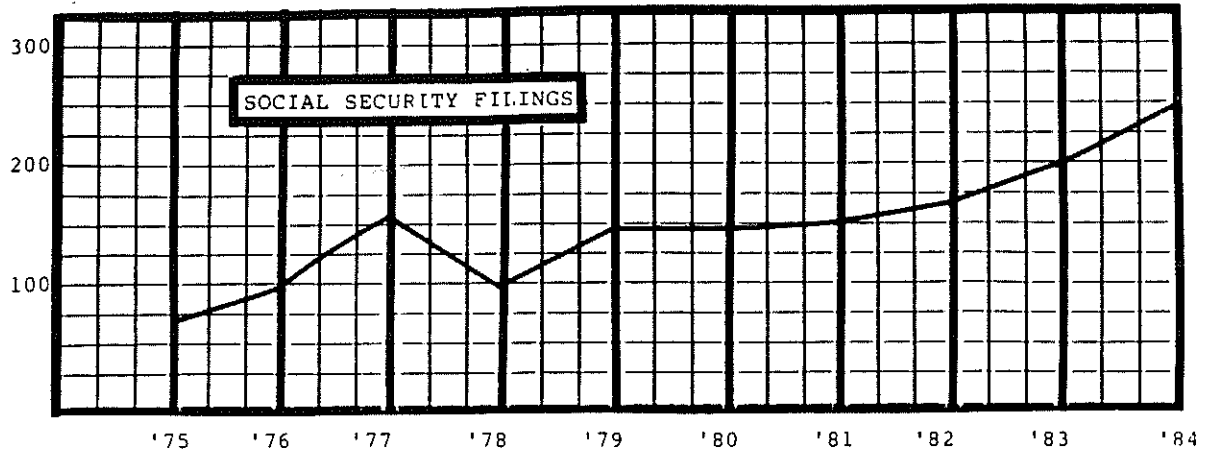
Civil cases continue to comprise almost three-fourths of our docket. Such cases total 73% of those filed in 1984-- a figure which has remained constant for the past three years but is 10% higher than that in 1975.

Bankruptcy cases have increased almost 350% in the last five years.

As a percentage of total cases filed, prisoner petitions have declined somewhat from their 1981 high. Back then they accounted for 23% of the docket compared to 19% for this year. On the other hand, criminal cases remain, as they have for the past three years, at 14% of the docket. But, this is a substantial decrease from the 1978 high of 25%.

The Sixth Circuit continues to have the highest percentage of social security cases filed among all the circuits. The graph on the next page illustrates social security filings over the last ten years.





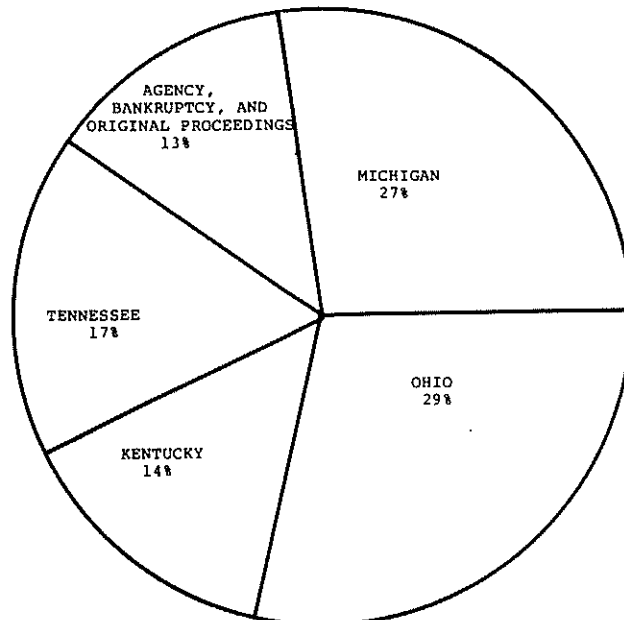
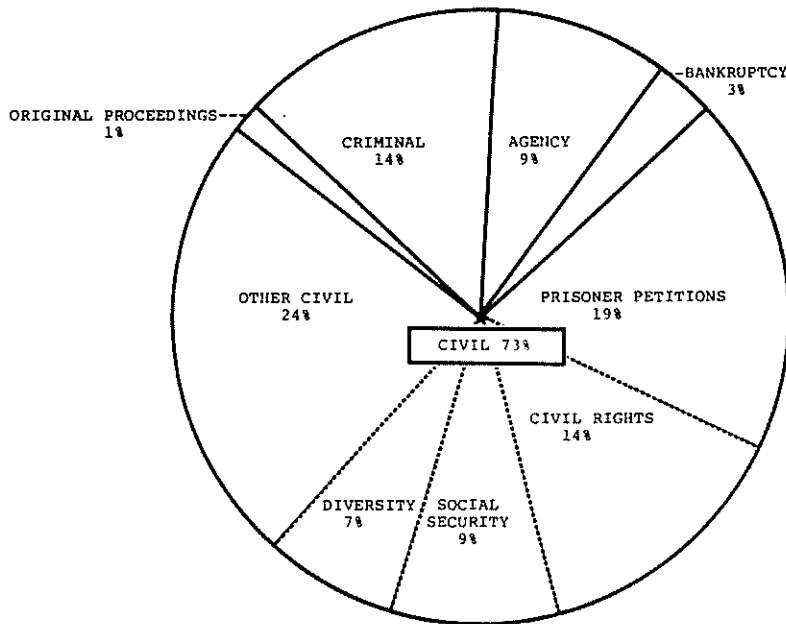
Social security cases filed in the Sixth Circuit Court of Appeals have increased by 62% since 1981. During that same period in fact, social security cases filed in the district courts within the circuit have more than doubled. The Eastern District of Michigan accounts for one-third of these filings while the two Ohio districts combine to comprise another third.

Final decisions by the district courts in these cases have continued to increase but have been unable to keep pace with the enormous annual increase in new filings. Today, over 30% of the total pending social security cases in the nation's federal district courts are found in the Sixth Circuit's nine district courts.

As to appeals in the Sixth Circuit, approximately 5% of the district courts' decisions in social security cases are appealed annually. The average for all civil cases is 10%. According to national statistics, 20% of all social security cases on appeal last year were filed in this court. This amounted to 200 appeals. That represented approximately 7% of this court of appeals' total filings for last year. This year social security cases filed will total around 240 and will account for 9% of the docket. This is a higher percentage than in any time over the past ten years.

The large pending case load and the large number of new filings in the district courts suggest that this court can expect to receive increased numbers of social security cases in the future.

The two pie charts on this page show how case filings for the twelve month period ending June 30, 1984 are divided. The first chart represents cases filed in the court of appeals by case type-- a topic discussed on the preceding pages. The second chart represents filings for 1984 broken down by the source of the appeal. The latter topic will be described in more detail on the following pages.



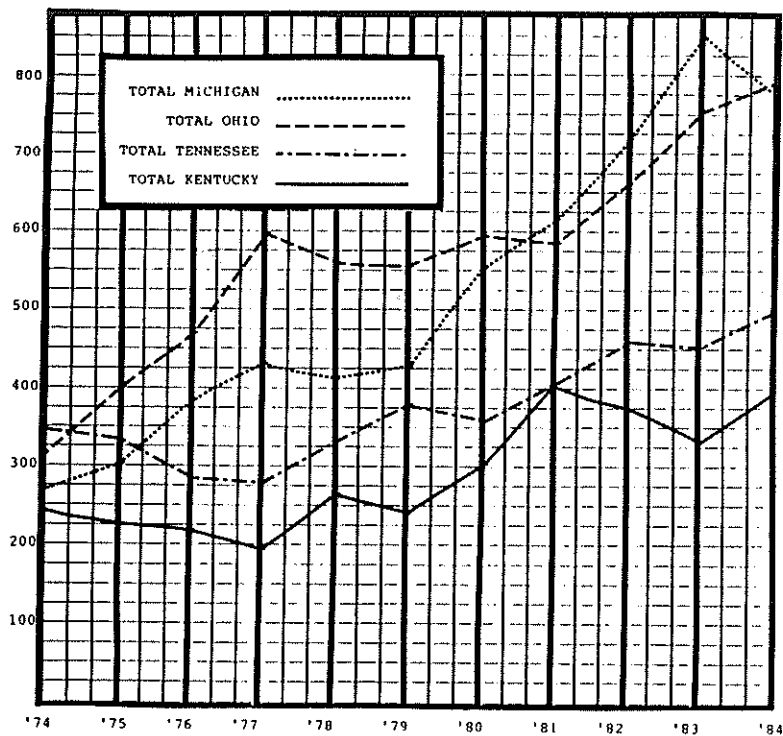
## SOURCE OF FILINGS

The following table and accompanying graph show the source of the new cases filed for each of the past ten years. There has been a sharp decline in filings from the State of Michigan over last year. This is a significant reversal of the precipitous rise in filings which has marked the previous nine years. Ohio's filings, on the other hand, continue to increase sharply. As a result, Ohio returns as the state from which this court receives most of its cases. This is a distinction that Ohio hasn't held since 1980. The Eastern District of Michigan, however, remains the district from which most of the cases come. Twenty-two percent of the cases filed in 1984 came from that district.

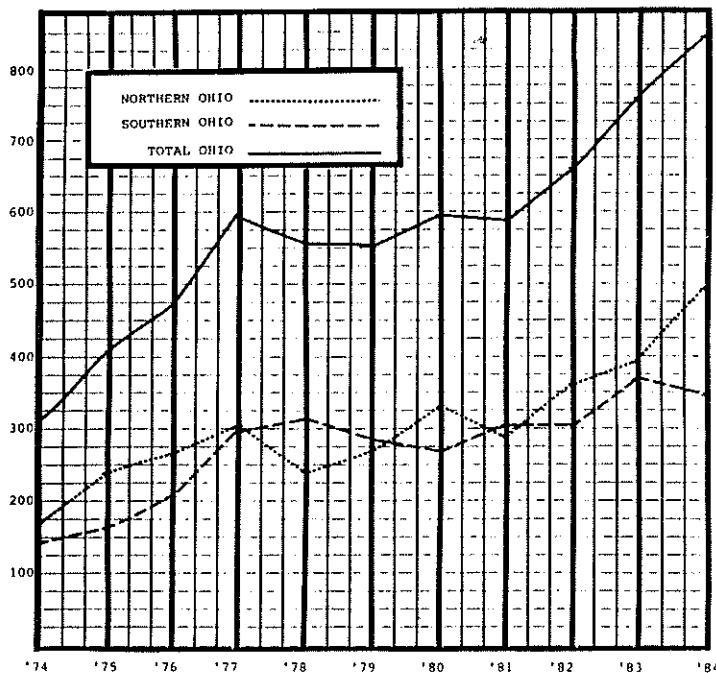
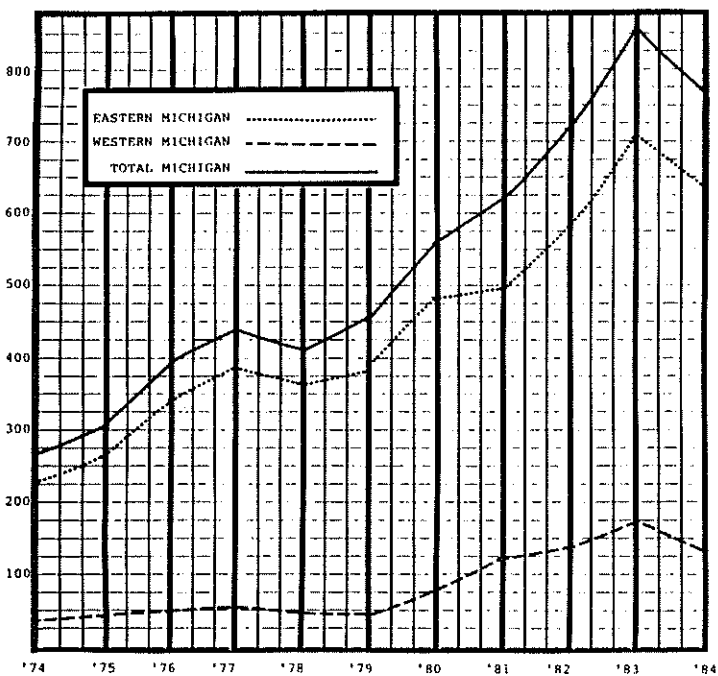
SOURCE OF FILINGS  
FOR TWELVE-MONTH PERIOD JULY - JUNE  
1975 through 1984

	75	76	77	78	79	80	81	82	83	84*
Northern Ohio	243	264	304	241	265	327	284	359	388	492
Southern Ohio	163	207	295	316	289	271	303	303	369	348
<b>TOTAL OHIO</b>	<b>406</b>	<b>471</b>	<b>599</b>	<b>557</b>	<b>554</b>	<b>598</b>	<b>587</b>	<b>662</b>	<b>757</b>	<b>840</b>
Eastern Kentucky	124	113	107	138	107	118	190	174	166	229
Western Kentucky	102	109	84	128	133	184	213	200	166	168
<b>TOTAL KENTUCKY</b>	<b>226</b>	<b>222</b>	<b>191</b>	<b>266</b>	<b>240</b>	<b>302</b>	<b>403</b>	<b>374</b>	<b>332</b>	<b>397</b>
Eastern Michigan	261	340	383	364	378	482	496	578	704	636
Western Michigan	41	48	52	48	47	75	124	139	173	134
<b>TOTAL MICHIGAN</b>	<b>302</b>	<b>388</b>	<b>435</b>	<b>412</b>	<b>425</b>	<b>557</b>	<b>620</b>	<b>717</b>	<b>877</b>	<b>770</b>
Eastern Tennessee	124	84	78	108	113	147	144	164	157	184
Middle Tennessee	85	75	97	90	118	78	113	152	135	162
Western Tennessee	122	124	103	135	150	141	149	144	160	150
<b>TOTAL TENNESSEE</b>	<b>331</b>	<b>283</b>	<b>278</b>	<b>333</b>	<b>381</b>	<b>366</b>	<b>406</b>	<b>460</b>	<b>452</b>	<b>496</b>
<b>AGENCY</b>	<b>145</b>	<b>216</b>	<b>267</b>	<b>181</b>	<b>235</b>	<b>238</b>	<b>282</b>	<b>255</b>	<b>282</b>	<b>246</b>
<b>ORIGINAL PROCEEDINGS</b>	<b>26</b>	<b>27</b>	<b>29</b>	<b>20</b>	<b>34</b>	<b>21</b>	<b>33</b>	<b>21</b>	<b>32</b>	<b>34</b>
<b>BANKRUPTCY</b>	<b>-</b>	<b>21</b>	<b>28</b>	<b>26</b>	<b>20</b>	<b>21</b>	<b>44</b>	<b>52</b>	<b>63</b>	<b>89</b>
<b>TOTAL</b>	<b>1436</b>	<b>1628</b>	<b>1827</b>	<b>1795</b>	<b>1889</b>	<b>2103</b>	<b>2376</b>	<b>2541</b>	<b>2795</b>	<b>2872</b>

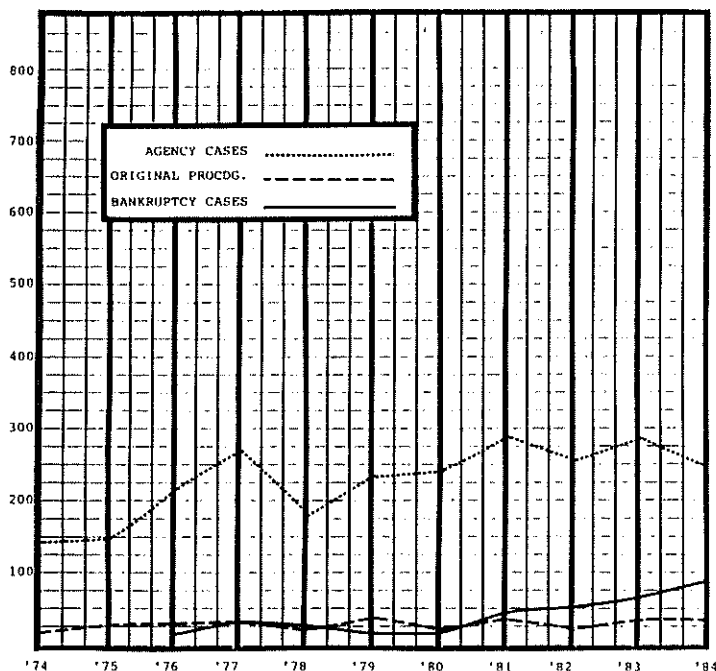
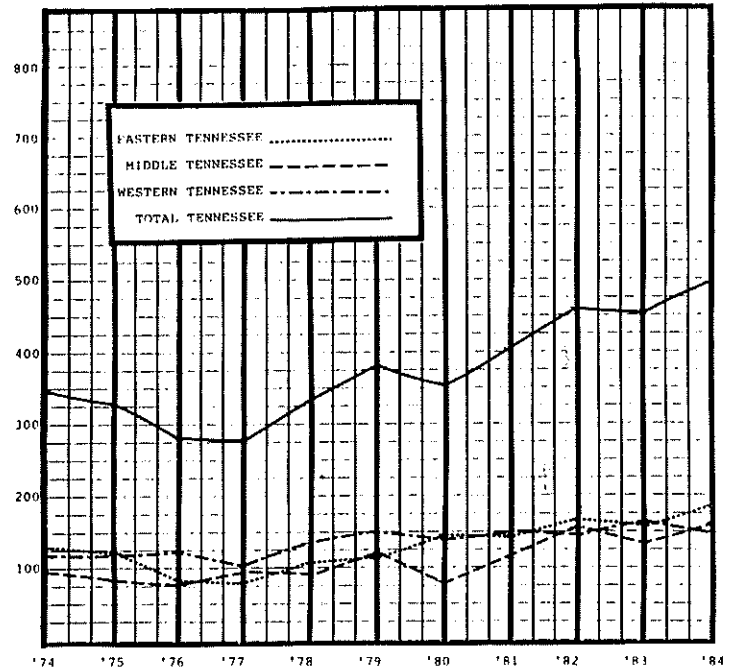
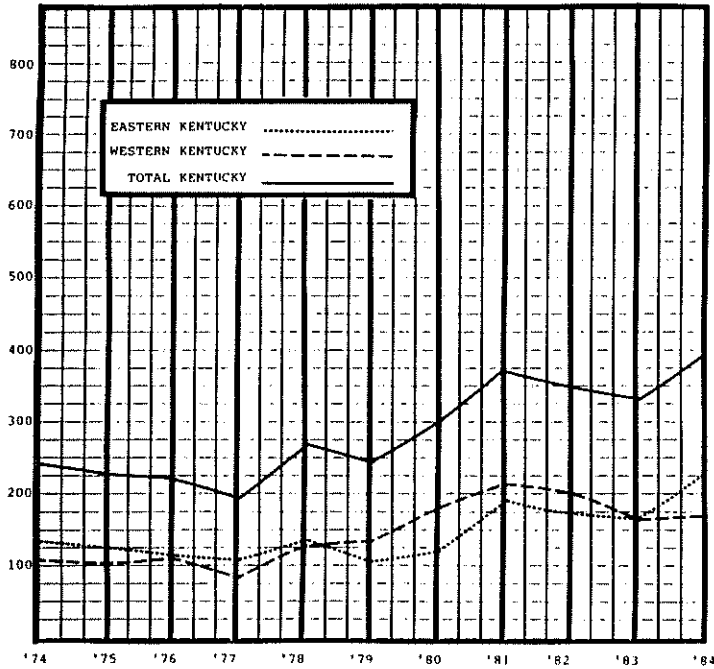
\*1984 Figures are projected through June 30, 1984



The two graphs below show filings from the Michigan and Ohio district courts. Note the decline in filings in both Michigan courts. Ohio's overall increase is explained by the steep increase in filings from the U.S. District Court for the Northern District of Ohio.

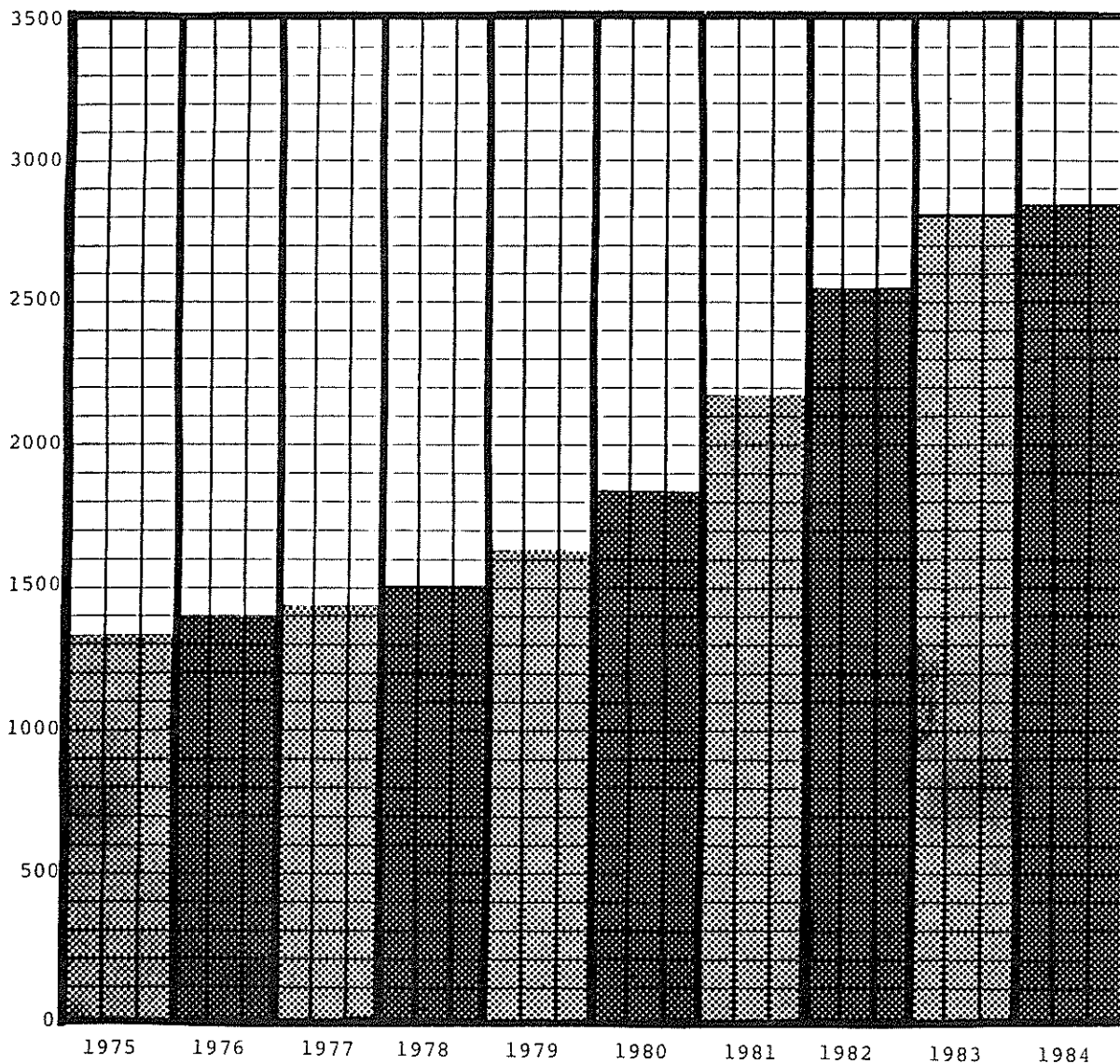


The first two graphs on this page depict the changes in new filings since 1974 on appeals filed from the district courts of Kentucky and Tennessee. Both states show increases over 1983. In Kentucky this is the result of considerably more filings from the Eastern District. Whereas, in Tennessee it results from more gradual increases in filings from both the Eastern and Middle Districts. The third chart shows changes in agency and bankruptcy case filings along with cases originating in the court of appeals for the same period.



## DISPOSITIONS

The bar graph below shows the case dispositions for each year since 1975. Dispositions have increased 115% during this period.



Dispositions as of June 30, 19\_\_

The table below shows the categories of dispositions by the court. Cases were submitted on briefs only after parties were given the opportunity for oral argument but sought and received the court's approval to waive oral argument. In 1984, 51% of all cases terminated during the year were afforded the opportunity for oral argument.

The three pie charts on the following page more vividly illustrate the breakdown of disposition by category for the past three years.

SUMMARY OF DISPOSITIONS  
FOR THE TWELVE MONTH PERIOD JULY - JUNE  
1980 through 1984

	80	81	82	83	84***
ORAL ARGUMENT	900	1224	1137	1209	1331
Bench Decisions*	-	1	66	98	81
SUBMITTED ON BRIEFS	112	103	96	145	116
SUMMARY DISPOSITIONS (Rule 9)	406	444	574	646	661
VOLUNTARY DISMISSALS	289	344	445	382	326
DISMISSALS FOR WANT OF PROSECUTION	95	107	187	217	191
SETTLEMENT PROGRAM**	-	-	14	101	125
OTHER	45	42	98	103	89
TOTAL	1847	2264	2551	2803	2839

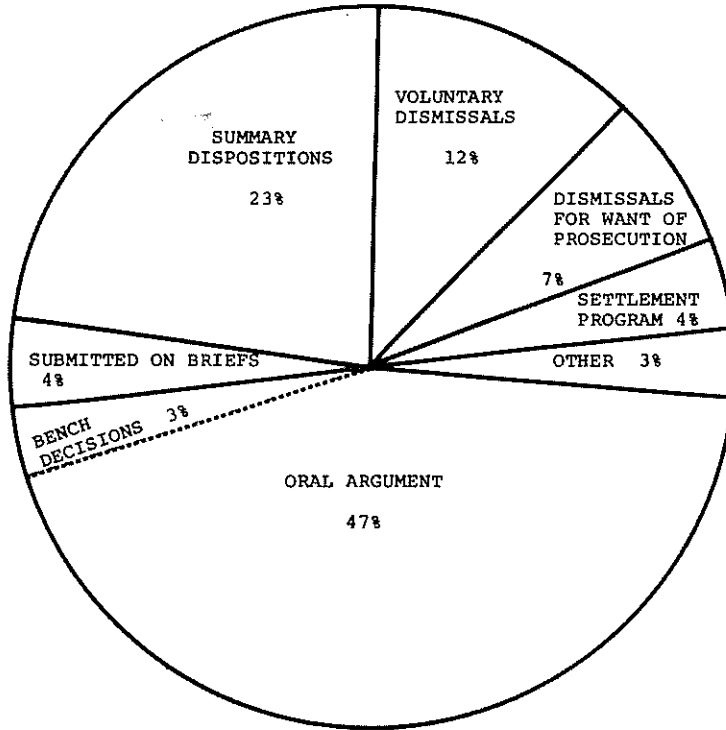
-----  
\*Sixth Circuit Rule 19 authorizing the issuance of bench decisions went into effect in June, 1981.

\*\*Implementation of the settlement program started in January, 1982.

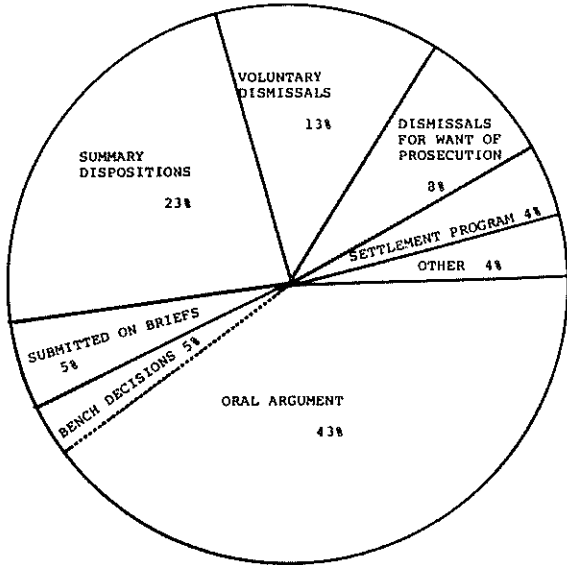
\*\*\*1984 Figures are projected through June 30, 1984.

SUMMARY OF DISPOSITIONS

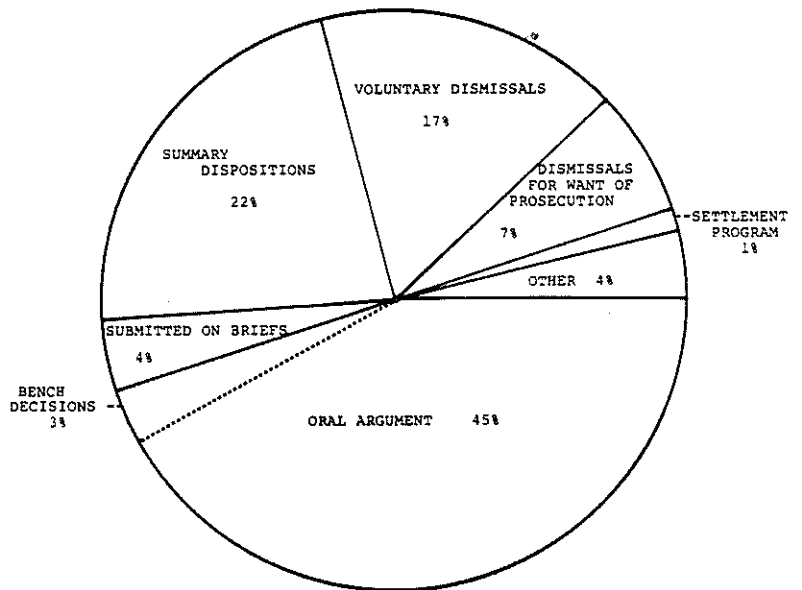
For the 12-Month Period Ending June 30, 19--



1984



1983



1982



**THE UNITED STATES DISTRICT COURTS  
OF THE SIXTH CIRCUIT**

The following tables provide some information regarding the nine U. S. District Courts comprising the Sixth Circuit. The information highlights the cases commenced, terminated, and pending in these courts for the twelve-month period ending December 31, 1983. The source of the information is the Federal Judicial Workload Statistics prepared by the Statistical Analysis and Reports Division of the Administrative Office of the United States Courts, Washington, D. C.

Civil Cases Commenced, Terminated, and Pending  
During the 12-Month Period Ended Dec. 31, 1983

CIRCUIT AND DISTRICT	TOTAL CIVIL CASES				U. S. CIVIL CASES				PRIVATE CIVIL CASES			
	PENDING DEC. 31, 1982	COM- MENCED	TERMI- NATED	PENDING DEC. 31, 1983	PENDING DEC. 31, 1982	COM- MENCED	TERMI- NATED	PENDING DEC. 31, 1983	PENDING DEC. 31, 1982	COM- MENCED	TERMI- NATED	PENDING DEC. 31, 1983
6TH...	26,422	31,584	27,823	30,183	9,968	17,200	14,556	12,512	16,454	14,384	13,167	17,671
KY. E. ...	3,041	1,947	2,187	2,801	1,854	1,192	1,490	1,555	1,187	755	697	1,245
KY. W. ...	1,869	2,038	1,729	2,178	589	900	801	688	1,280	1,138	928	1,490
MI. E. ...	6,047	7,803	6,347	7,503	1,541	3,577	2,385	2,733	4,506	4,226	3,962	4,770
MI. W. ...	1,781	2,626	1,862	2,545	748	1,599	986	1,361	1,033	1,027	876	1,184
OH. N. ...	5,742	6,447	6,341	5,848	2,213	3,924	3,636	2,501	3,529	2,523	2,705	3,347
OH. S. ...	4,721	5,916	5,292	5,345	2,120	3,807	3,604	2,323	2,601	2,109	1,688	3,022
TN. E. ...	844	2,071	1,722	1,193	307	957	757	507	537	1,114	965	686
TN. M. ...	835	1,371	1,282	924	248	678	606	320	587	693	676	604
TN. W. ...	1,542	1,365	1,061	1,846	348	566	391	523	1,194	799	670	1,323

United States Civil Cases Commenced By Nature of Suit  
During the 12-Month Period Ended Dec. 31, 1983

CIRCUIT AND DISTRICT	TOTAL CIVIL CASES	UNITED STATES CASES															
		TOTAL U. S. CIVIL	CON- TRACT	LAND CONDEM- NATION	OTHER REAL PROP- ERTY	TORT ACTIONS	ANTI- TRUST	CIVIL RIGHTS	PRISONER PETITIONS				FORFEIT- URES AND PENAL- TIES	LABOR SUITS	SOCIAL SECURITY	TAX SUITS	ALL OTHER
									MOTIONS TO VACATE SENTENCE	HABEAS CORPUS	CIVIL RIGHTS	MAN- DAMUS AND OTHER					
6TH...	31,584	17,200	6,965	44	575	245	2	193	139	199	100	19	279	118	7,485	398	439
KY. E. ...	1,947	1,192	260	10	52	12	-	2	19	93	42	6	94	3	537	13	39
KY. W. ...	2,038	900	492	7	28	19	-	4	7	-	10	-	16	4	277	11	25
MI. E. ...	7,803	3,577	527	1	25	78	-	47	28	45	25	-	51	19	2,515	135	81
MI. W. ...	2,626	1,599	649	2	11	11	-	5	6	1	-	-	7	5	848	19	35
OH. N. ...	6,447	3,924	2,135	6	239	50	-	48	20	3	3	1	20	35	1,236	39	89
OH. S. ...	5,916	3,807	2,042	2	180	27	1	31	18	6	2	-	22	29	1,280	69	98
TN. E. ...	2,071	957	397	4	14	18	1	18	10	-	2	-	42	9	375	35	32
TN. M. ...	1,371	678	304	7	4	11	-	5	13	1	2	1	13	4	251	41	21
TN. W. ...	1,365	566	159	5	12	19	-	33	18	50	14	11	14	10	166	36	-19

U.S. DISTRICT COURTS OF THE SIXTH CIRCUIT

Private Civil Cases Commenced By Nature of Suit  
During the 12-Month Period Ended Dec. 31, 1983

CIRCUIT AND DISTRICT	PRIVATE CASES																
	TOTAL PRIVATE CIVIL	CON-TRACT	REAL PROP-ERTY	FELA	MARINE PERSONAL INJURY	MOTOR VEHICLE PERSONAL INJURY	OTHER PERSONAL INJURY	OTHER TORT ACTIONS	ANTI-TRUST	CIVIL RIGHTS	COM-MERCE	PRISONER PETITIONS			COPYRIGHT PATENT TRADEMARK	LABOR SUITS	ALL OTHER
												HABEAS CORPUS	CIVIL RIGHTS	MAN-DAMUS AND OTHER			
6TH...	14,384	2,829	123	252	85	535	1,947	270	105	2,622	148	918	1,634	13	446	1,535	922
KY. E....	755	216	19	15	12	37	97	9	5	84	-	67	69	2	15	74	34
KY. W....	1,138	238	22	42	17	47	102	31	7	148	78	95	149	1	24	85	52
MI. E....	4,226	944	39	62	20	116	680	67	30	668	25	193	369	-	148	575	290
MI. W....	1,027	156	9	12	9	31	121	14	3	189	7	54	224	-	33	113	52
OH. N....	2,523	448	11	86	9	76	219	49	28	706	31	111	76	1	97	382	193
OH. S....	2,109	269	8	23	2	49	437	28	16	356	3	188	331	2	67	189	141
TN. E....	1,114	283	9	10	2	117	178	31	5	162	-	64	115	1	28	46	63
TN. M....	693	154	3	1	1	31	45	21	4	151	1	61	113	1	23	26	57
TN. W....	799	121	3	1	13	31	68	20	7	158	3	85	188	5	11	45	40

United States Civil Cases Pending By Nature of Suit  
During the 12-Month Period Ended Dec. 31, 1983

CIRCUIT AND DISTRICT	UNITED STATES CASES																
	TOTAL CIVIL CASES	TOTAL U. S. CIVIL	CON-TRACT	LAND CONDEM-NATION	OTHER REAL PROP-ERTY	TORT ACTIONS	ANTI-TRUST	CIVIL RIGHTS	PRISONER PETITIONS				FORFEIT-URES AND PENAL-TIES	LABOR SUITS	SOCIAL SECURITY	TAX SUITS	ALL OTHER
									MOTIONS TO VACATE SENTENCE	HABEAS CORPUS	CIVIL RIGHTS	MAN-DAMUS AND OTHER					
6TH...	30,183	12,512	1,952	197	570	307	5	279	83	141	103	27	240	145	7,657	395	411
KY. E....	2,801	1,556	65	95	62	15	1	5	12	68	48	6	110	10	956	39	64
KY. W....	2,178	688	90	39	31	24	-	18	4	-	7	-	13	7	383	32	40
MI. E....	7,503	2,733	320	2	22	105	-	56	23	30	16	1	42	18	1,912	110	76
MI. W....	2,545	1,361	341	28	13	29	1	16	5	3	2	-	4	10	860	17	32
OH. N....	5,848	2,501	491	10	252	56	2	56	9	2	2	1	24	39	1,411	67	79
OH. S....	5,345	2,323	367	5	174	29	-	57	9	5	1	-	11	35	1,501	68	61
TN. E....	1,193	507	129	7	6	8	1	8	3	-	-	-	16	4	286	19	20
TN. M....	924	320	91	9	2	6	-	9	4	-	1	1	8	6	152	17	14
TN. W....	1,846	523	58	2	8	35	-	54	14	33	26	18	12	16	196	26	25

Private Civil Cases Pending By Nature of Suit  
During the 12-Month Period Ended Dec. 31, 1983

CIRCUIT AND DISTRICT	PRIVATE CASES																
	TOTAL PRIVATE CIVIL	CON-TRACT	REAL PROP-ERTY	FELA	MARINE PERSONAL INJURY	MOTOR VEHICLE PERSONAL INJURY	OTHER PERSONAL INJURY	OTHER TORT ACTIONS	ANTI-TRUST	CIVIL RIGHTS	COM-MERCE	PRISONER PETITIONS			COPYRIGHT PATENT TRADEMARK	LABOR SUITS	ALL OTHER
												HABEAS CORPUS	CIVIL RIGHTS	MAN-DAMUS AND OTHER			
6TH...	17,671	3,414	171	367	142	623	3,099	336	217	3,758	144	721	1,552	7	458	1,644	1,018
KY. E....	1,245	338	33	23	20	64	224	13	8	162	10	94	111	2	16	84	43
KY. W....	1,490	347	31	46	26	65	187	44	19	252	49	54	177	-	31	96	66
MI. E....	4,770	1,025	45	85	32	129	917	68	51	892	30	181	403	-	154	495	263
MI. W....	1,184	211	12	20	14	50	180	16	10	260	8	60	114	-	25	128	75
OH. N....	3,347	569	19	141	29	108	443	77	68	986	28	78	77	2	90	451	181
OH. S....	3,022	369	15	43	2	66	774	45	30	607	7	154	345	1	83	258	223
TN. E....	686	182	8	7	1	67	171	21	5	107	-	13	22	-	20	26	36
TN. M....	604	148	2	1	1	27	61	18	8	154	2	24	60	-	25	24	49
TN. W....	1,323	225	6	1	17	47	142	34	18	338	10	63	243	2	13	82	82

U.S. DISTRICT COURTS OF THE SIXTH CIRCUIT

United States Civil Cases Terminated By Nature of Suit  
During the 12-Month Period Ended Dec. 31, 1983

CIRCUIT AND DISTRICT	UNITED STATES CASES																
	TOTAL CIVIL CASES	TOTAL U.S. CIVIL	CON-TRACT	LAND CONDEM-NATION	OTHER REAL PROP-ERTY	TORT ACTIONS	ANTI-TRUST	CIVIL RIGHTS	PRISONER PETITIONS				FORFEIT-URES AND PENAL-TIES	LABOR SUITS	SOCIAL SECURITY	TAX SUITS	ALL OTHER
									MOTIONS TO VACATE SENTENCE	HABEAS CORPUS	CIVIL RIGHTS	MAN-DAMUS AND OTHER					
6TH...	27,823	14,656	7,209	141	569	264	2	205	121	163	86	13	315	150	4,639	382	397
KY. E....	2,187	1,490	257	41	57	12	-	3	19	65	31	5	90	7	864	9	30
KY. W....	1,729	801	453	34	39	25	1	3	8	2	3	1	23	7	161	16	25
MI. E....	6,347	2,385	307	-	21	62	-	53	28	46	23	2	53	26	1,573	104	87
MI. W....	1,862	986	534	20	10	18	-	9	7	-	1	-	5	17	321	17	26
OH. N....	6,341	3,636	2,418	13	259	51	-	57	18	1	9	3	36	33	584	68	86
OH. S....	5,292	3,604	2,454	1	154	47	1	28	13	4	3	-	43	31	669	72	84
TN. E....	1,722	757	340	26	11	26	-	21	8	-	2	-	37	12	218	29	27
TN. M....	1,282	606	299	2	9	12	-	8	12	2	2	-	12	4	185	40	19
TN. W....	1,061	391	147	4	9	11	-	23	8	43	12	2	15	13	64	27	13

Private Civil Cases Terminated By Nature of Suit  
During the 12-Month Period Ended Dec. 31, 1983

CIRCUIT AND DISTRICT	PRIVATE CASES																
	TOTAL PRIVATE CIVIL	CON-TRACT	REAL PROP-ERTY	FELA	MARINE PERSONAL INJURY	MOTOR VEHICLE PERSONAL INJURY	OTHER PERSONAL INJURY	OTHER TORT ACTIONS	ANTI-TRUST	CIVIL RIGHTS	COM-MERCE	PRISONER PETITIONS			COPYRIGHT TRADEMARK	LABOR SUITS	ALL OTHER
												HABEAS CORPUS	CIVIL RIGHTS	MAN-DAMUS AND OTHER			
6TH...	13,167	2,639	125	239	275	567	1,469	291	111	2,242	146	890	1,566	14	419	1,417	757
KY. E....	697	197	17	12	14	42	59	19	5	93	6	60	62	2	13	75	21
KY. W....	928	193	17	9	22	42	72	34	5	90	90	86	130	1	20	82	35
MI. E....	3,962	903	42	63	26	123	623	63	26	623	14	160	383	2	142	508	261
MI. W....	876	108	6	19	9	27	120	10	7	132	1	47	227	-	36	79	48
OH. N....	2,705	507	13	84	183	92	196	64	32	627	19	161	101	1	95	366	164
OH. S....	1,688	237	6	38	11	51	168	44	17	246	4	183	320	1	54	189	119
TN. E....	965	239	11	10	6	114	120	22	6	170	-	60	109	1	21	37	39
TN. M....	676	146	3	-	-	36	59	24	8	130	3	68	103	1	23	33	39
TN. W....	670	109	10	4	4	40	52	11	5	131	9	65	131	5	15	48	31

U.S. DISTRICT COURTS OF THE SIXTH CIRCUIT

Civil Cases Terminated by Action Taken  
(Land Condemnation Cases Obmitted)  
During 12-Month Period Ended Dec. 31, 1983

CIRCUIT AND DISTRICT	TOTAL	NO COURT ACTION	COURT ACTION						
			TOTAL	BEFORE PRETRIAL	DURING OR AFTER PRETRIAL	DURING OR AFTER TRIAL			PERCENT REACHING TRIAL
						TOTAL	NON-JURY	JURY	
6TH...	27,681	13,297	14,384	9,946	3,355	1,083	538	545	3.9
KY. E....	2,146	645	1,501	1,275	153	73	44	29	3.4
KY. W....	1,695	690	1,005	652	274	79	31	48	4.7
MI. E....	6,347	2,016	4,331	2,576	1,493	262	112	150	4.1
MI. W....	1,842	1,018	824	610	142	72	31	41	3.9
OH. N....	6,327	3,750	2,577	1,690	724	163	92	71	2.6
OH. S....	5,291	3,504	1,787	1,452	234	101	38	63	1.9
TN. E....	1,696	643	1,053	589	259	205	103	102	12.1
TN. M....	1,280	568	712	624	30	58	31	27	4.5
TN. W....	1,057	463	594	478	46	70	56	14	6.6

Civil Cases Pending By Length of Time Pending  
(Land Condemnation Cases Obmitted)  
As of Dec. 31, 1983

CIRCUIT AND DISTRICT	TOTAL	LENGTH OF TIME PENDING				
		LESS THAN 1 YEAR	1 TO 2 YEARS	2 TO 3 YEARS	3 YEARS AND OVER	
					NUMBER	PERCENT
6TH...	29,982	19,324	6,132	2,315	2,211	7.4
KY. E....	2,706	1,301	533	227	645	23.8
KY. W....	2,139	1,246	497	224	172	8.0
MI. E....	7,498	5,481	1,314	439	264	3.5
MI. W....	2,517	1,840	420	154	103	4.1
OH. N....	5,837	3,589	1,237	505	506	8.7
OH. S....	5,340	3,338	1,320	394	288	5.4
TN. E....	1,186	994	134	47	11	.9
TN. M....	915	617	175	79	44	4.8
TN. W....	1,844	918	502	246	178	9.7

Land Condemnation Cases Pending  
As of Dec. 31, 1983

CIRCUIT AND DISTRICT	TOTAL	LENGTH OF TIME PENDING				
		LESS THAN 1 YEAR	1 TO 2 YEARS	2 TO 3 YEARS	3 YEARS AND OVER	
					NUMBER	PERCENT
6TH...	201	39	36	18	108	53.7
KY. E....	95	8	15	9	63	66.3
KY. W....	39	7	11	8	13	33.3
MI. E....	5	3	1	-	1	-
MI. W....	28	2	-	-	26	92.9
OH. N....	11	7	1	-	3	27.3
OH. S....	5	1	3	-	1	-
TN. E....	7	3	4	-	-	-
TN. M....	9	7	1	-	1	-
TN. W....	2	1	-	1	-	-

U. S. DISTRICT COURTS OF THE SIXTH CIRCUIT

Criminal Cases Commenced, Terminated, and Pending  
During the 12-Month Period Ended Dec. 31, 1983

CIRCUIT AND DISTRICT	COMMENCED										TERMINATED										PENDING DEC 31, 1983						
	PENDING JAN 1, 1983			ORIGINAL PROCEEDINGS			RE-OPENS				TOTAL TERMINATED			ORIGINAL PROCEEDINGS			RE-OPENS				TOTAL			MISDE-MEANOR		OTHER	
	TOTAL	FELONY	MISDE-MEANOR	TOTAL	FELONY	MISDE-MEANOR	RE-OPENS	TRANS-FERS	TOTAL	FELONY	MISDE-MEANOR	OTHER	TOTAL	FELONY	MISDE-MEANOR	OTHER	RE-OPENS	TRANS-FERS	TOTAL	FELONY	MISDE-MEANOR	OTHER	TOTAL	FELONY	MISDE-MEANOR	OTHER	
6TH	1,279	1,140	111	26	3,000	2,873	2,120	723	30	15	112	2,816	2,695	1,953	699	43	10	111	1,463	1,236	196	31					
KY. E.	92	89	2	1	163	150	147	3	-	5	8	164	152	137	10	5	3	9	91	89	1	1					
KY. M.	139	99	40	3	376	368	158	203	7	-	10	329	322	136	181	5	2	7	188	124	59	1					
MI. E.	309	283	13	3	560	535	425	98	12	2	23	491	463	376	76	11	2	26	378	323	48	5					
MI. M.	70	68	2	-	194	184	147	33	4	1	5	179	172	137	31	4	-	7	85	78	7	-					
OH. M.	171	163	8	-	443	431	472	9	-	1	11	417	400	383	16	1	2	15	197	186	1	-					
OH. S.	108	95	9	4	283	261	208	48	5	1	21	254	244	168	57	9	2	9	137	121	15	-					
TN. E.	103	82	6	15	256	246	184	61	1	1	11	288	257	198	47	2	1	9	137	121	15	-					
TN. M.	139	112	22	5	411	397	207	190	-	2	12	414	400	189	208	3	1	10	93	83	15	14					
TM. M.	148	139	9	-	310	301	222	78	1	2	7	300	285	209	73	3	1	14	136	107	26	3					

Criminal Defendants Commenced, Terminated, and Pending  
During the 12-Month Period Ended Dec. 31, 1983

CIRCUIT AND DISTRICT	COMMENCED										TERMINATED										PENDING DEC 31, 1983						
	PENDING JAN 1, 1983			ORIGINAL PROCEEDINGS			RE-OPENS				TOTAL TERMINATED			ORIGINAL PROCEEDINGS			RE-OPENS				TOTAL			MISDE-MEANOR		OTHER	
	TOTAL	FELONY	MISDE-MEANOR	TOTAL	FELONY	MISDE-MEANOR	RE-OPENS	TRANS-FERS	TOTAL	FELONY	MISDE-MEANOR	OTHER	TOTAL	FELONY	MISDE-MEANOR	OTHER	RE-OPENS	TRANS-FERS	TOTAL	FELONY	MISDE-MEANOR	OTHER	TOTAL	FELONY	MISDE-MEANOR	OTHER	
6TH	1,905	1,760	117	28	4,177	3,998	3,191	775	32	54	125	4,008	3,854	3,018	789	47	30	124	2,074	1,838	205	31					
KY. E.	182	179	2	1	286	260	257	3	-	17	11	300	281	261	15	5	11	8	170	158	1	1					
KY. M.	216	176	40	3	485	475	241	227	7	-	10	446	436	226	205	5	1	9	255	191	59	1					
MI. E.	493	475	15	3	868	828	716	100	12	16	24	797	760	648	99	8	29	9	564	508	49	5					
MI. M.	91	89	2	-	255	243	202	37	4	2	10	236	228	187	37	4	6	8	110	103	7	7					
OH. M.	233	225	8	-	573	555	545	17	-	7	11	559	540	522	17	1	2	17	247	246	1	-					
OH. S.	177	164	9	4	375	348	289	54	5	3	24	317	303	246	48	9	2	12	235	214	20	1					
TN. E.	129	108	5	15	368	354	285	68	1	1	14	389	378	311	65	2	1	10	109	78	17	14					
TN. M.	173	146	22	5	505	486	290	196	-	6	13	520	501	277	221	3	3	16	158	127	28	3					
TM. M.	211	198	13	-	459	449	356	80	3	2	8	444	427	340	82	5	2	15	226	203	23	3					

U. S. DISTRICT COURTS OF THE SIXTH CIRCUIT

Criminal Cases Commenced (Excludes Transfers)  
During the 12-Month Period Ended Dec. 31, 1983

CIRCUIT AND DISTRICT	GENERAL OFFENSES											SPECIAL OFFENSES									
	TOTAL	HOMICIDE	ROBBERY	ASSAULT	BURGLARY	LARCENY	EMBEZ-ZLEMENT	FRAUD	AUTO THEFT	FORGERY AND COUNTER-FEITING	DARPA (DRUG) LAWS	WEAPONS AND FIRE-ARMS	TRAFFIC	ESCAPE	OTHER	(FMI)-GRATION LAWS	AGRI-CULTURAL ACTS	POSTAL LAWS	OTHER		
6TH	2,888	-	111	29	3	419	253	657	87	334	102	138	33	222	177	51	105	12	33	17	95
KY. E....	155	-	17	3	2	8	5	27	9	20	4	7	1	20	-	11	13	-	-	-	5
KY. M....	368	-	10	4	4	146	12	44	7	30	20	2	3	20	19	5	18	-	8	-	20
MI. E....	537	-	14	9	1	109	45	107	18	48	39	57	6	23	1	13	15	7	-	10	15
MI. M....	185	-	1	-	-	8	31	37	2	32	5	9	2	36	1	7	7	2	3	-	6
OH. N....	432	-	31	2	-	57	62	88	15	72	3	29	4	37	1	2	14	1	-	1	14
OH. S....	282	-	18	3	-	28	38	55	4	26	8	10	2	21	11	6	11	-	2	-	10
TN. E....	247	-	9	2	-	24	27	48	14	30	1	16	7	18	1	4	7	-	3	-	2
TN. M....	399	-	6	2	-	25	19	51	9	48	15	1	2	31	143	1	1	1	16	1	11
TX. M....	303	-	5	4	-	13	13	180	9	28	7	1	6	16	-	7	14	1	-	-	11

Criminal Defendants Commenced (Excludes Transfers)  
During the 12-Month Period Ended Dec. 31, 1983

CIRCUIT AND DISTRICT	GENERAL OFFENSES											SPECIAL OFFENSES									
	TOTAL	HOMICIDE	ROBBERY	ASSAULT	BURGLARY	LARCENY	EMBEZ-ZLEMENT	FRAUD	AUTO THEFT	FORGERY AND COUNTER-FEITING	DARPA (DRUG) LAWS	WEAPONS AND FIRE-ARMS	TRAFFIC	ESCAPE	OTHER	(FMI)-GRATION LAWS	AGRI-CULTURAL ACTS	POSTAL LAWS	OTHER		
6TH	4,052	-	144	36	4	547	281	876	155	456	208	325	57	256	179	53	211	16	81	17	147
KY. E....	277	-	22	3	2	11	7	48	18	43	13	15	2	29	-	12	47	-	-	-	9
KY. M....	475	-	18	4	4	151	15	69	9	33	42	5	7	25	19	5	26	-	29	-	22
MI. E....	844	-	19	9	2	142	49	142	45	60	65	172	14	26	1	13	30	8	-	10	19
MI. M....	245	-	1	1	1	17	38	41	8	36	7	16	4	39	1	2	25	3	3	1	6
OH. N....	562	-	17	2	-	77	66	116	17	83	4	46	5	43	1	2	20	1	-	3	36
OH. S....	351	-	21	6	-	48	40	69	4	38	18	24	13	21	1	6	16	-	2	-	23
TN. E....	355	-	12	2	-	35	28	109	27	35	16	16	3	20	1	4	13	-	3	-	2
TN. M....	492	-	6	3	-	33	22	82	15	59	17	2	3	32	1	1	8	1	4	1	12
TX. M....	451	-	6	6	-	20	16	198	12	55	26	19	6	21	-	8	33	3	3	-	18

U. S. DISTRICT COURTS OF THE SIXTH CIRCUIT

All Criminal Cases Pending on Dec. 31, 1983 By Major Offense

CIRCUIT AND DISTRICT	GENERAL OFFENSES											GENERAL OFFENSES--CONTINUED					SPECIAL OFFENSES				
	TOTAL	HOMICIDE	ROBBERY	ASSAULT	BURGLARY	LARCENY	EMBEZZLEMENT	FRAUD	AUTO THEFT	FORGERY AND COUNTERFEITING	DARPA (DRUG) LAWS			HEADS AND FIREARMS	TRAFFIC	ESCAPE	OTHER	IMMIGRATION LAWS	AGRI-CULTURAL ACTS	POSTAL LAWS	OTHER
6TH	1,483	1	61	20	5	171	73	344	46	126	96	175	34	132	25	50	62	18	7	4	83
KY.E.	91	1	5	1	1	6	4	19	9	5	4	5	1	10	-	8	8	-	-	-	4
KY.W.	186	-	11	3	-	49	6	24	9	9	35	7	7	9	2	4	9	1	2	-	7
MI.E.	378	-	10	9	1	59	14	68	6	32	32	4	12	18	1	4	11	-	-	-	4
MI.W.	85	-	1	1	1	3	5	19	7	11	4	4	1	20	-	12	11	12	3	-	14
OH.W.	197	-	1	1	1	21	17	43	3	22	2	4	2	30	-	3	4	1	1	-	1
OH.S.	137	-	12	2	-	10	10	37	3	10	7	22	2	11	4	7	10	1	-	-	8
IN.E.	93	-	5	-	-	6	7	20	4	10	1	9	5	4	1	1	2	-	-	-	1
IN.W.	136	-	3	1	-	10	6	26	4	10	8	3	5	4	1	3	2	-	-	-	6
IN.M.	158	-	1	3	1	7	4	78	5	6	3	8	1	19	17	8	12	1	4	1	3

**THE UNITED STATES BANKRUPTCY COURTS  
OF THE SIXTH CIRCUIT**

The following tables summarize bankruptcy cases filed, terminated, and pending in the Sixth Circuit's Bankruptcy Courts. This information is also for the twelve month period ending December 31, 1983 and from the Federal Judicial Workload Statistics prepared by the Statistical Analysis and Reports Division of the Administrative Office of the United States Courts, Washington, D. C.

Bankruptcy Estates Commenced, Terminated, and Pending  
During the 12-Month Period Ended Dec. 31, 1983

Circuit and District	Filed				Terminated				Pending			
	Act Cases (Estates) <sup>2</sup>	Code (Estates) <sup>1</sup>		Total Estates	Act Cases (Estates)	Code (Estates) <sup>1</sup>		Total Estates	Act Cases (Estates)	Code (Estates) <sup>1</sup>		Total Estates
		Cases	Joint Petitions			Cases	Joint Petitions			Cases	Joint Petitions	
6th Cir. ....	35	51,920	21,422	73,377	2,455	49,285	20,480	72,220	2,514	86,048	37,870	126,432
KY, E .....	-	2,404	1,205	3,609	200	1,169	616	1,985	334	5,801	2,967	9,102
KY, W .....	4	4,096	1,867	5,967	57	2,545	1,215	3,817	66	8,487	2,999	9,552
MI, E .....	6	7,271	2,226	9,503	579	8,841	2,988	12,408	462	8,947	2,572	11,981
MI, W .....	-	3,515	1,557	5,072	118	3,819	1,732	5,669	150	7,586	3,658	11,394
OH, N .....	11	10,416	4,746	15,173	455	12,552	5,773	18,780	375	16,606	8,480	25,461
OH, S .....	7	10,453	4,781	15,241	443	9,346	4,311	14,100	655	16,315	8,157	25,127
TN, E .....	1	4,358	1,951	6,310	116	3,047	1,290	4,453	77	7,753	3,455	11,285
TN, M .....	-	3,543	1,339	4,882	111	2,906	1,119	4,136	63	5,231	2,028	7,322
TN, W .....	6	5,864	1,750	7,620	376	5,060	1,436	6,872	332	11,322	3,554	15,208

1 Cases originally filed on or after 10/1/79.

2 Cases originally filed under Bankruptcy Act and reopened after implementation of the Bankruptcy Reform Act of 1978 on 10/1/79.

Business and Nonbusiness Bankruptcy Code Cases Commenced  
By Chapter of the Bankruptcy Code  
During the 12-Month Period Ended Dec. 31, 1983

CIRCUIT AND DISTRICT	TOTAL FILINGS	CHAPTER			TOTAL BUSINESS FILINGS	CHAPTER			TOTAL NONBUSINESS FILINGS	CHAPTER		
		7	11	13		7	11	13		7	11	13
6TH...	51,920	34,858	1,695	15,366	6,570	4,213	1,538	818	45,350	30,645	157	14,548
KY, E....	2,404	2,043	55	306	305	243	42	20	2,099	1,800	13	286
KY, W....	4,096	3,269	130	697	439	294	119	26	3,657	2,975	11	671
MI, E....	7,271	5,781	344	1,145	922	524	322	75	6,349	5,257	22	1,070
MI, W....	3,515	1,957	199	1,359	703	375	194	134	2,812	1,582	5	1,225
OH, N....	10,416	7,286	319	2,811	1,034	602	300	132	9,382	6,684	19	2,679
OH, S....	10,453	7,275	257	2,921	1,429	1,018	253	158	9,024	6,257	4	2,763
TN, E....	4,358	2,849	117	1,392	868	583	114	171	3,490	2,266	3	1,221
TN, M....	3,543	2,493	119	931	656	482	105	69	2,887	2,011	14	862
TN, W....	5,864	1,905	155	3,804	214	92	89	33	5,650	1,813	66	3,771



U. S. BANKRUPTCY COURTS OF THE SIXTH CIRCUIT

Business and Non-business Bankruptcy Code Cases Commenced By Chapter of the Bankruptcy Code During the 12-Month Period Ended Dec. 31, 1983

CIRCUIT AND DISTRICT	TOTAL ESTATES	CHAPTER 7	CHAPTER 11	CHAPTER 13	TOTAL BUSINESS ESTATES*	CHAPTER 7	CHAPTER 11	CHAPTER 13	TOTAL NONBUSINESS ESTATES	CHAPTER 7	CHAPTER 11	CHAPTER 13
6TH...	73,342	49,548	2,012	21,781	8,893	5,877	1,785	1,230	64,449	43,671	227	20,551
KY. E....	3,609	3,078	66	465	411	333	45	33	3,198	2,745	21	432
KY. M....	5,983	4,787	171	1,005	612	416	156	40	5,351	4,371	15	965
MI. E....	9,497	7,636	367	1,493	1,055	626	340	88	8,442	7,010	27	1,405
MI. M....	5,072	2,782	227	2,063	930	500	219	211	4,142	2,282	8	1,852
OH. M....	15,162	10,529	372	4,261	1,415	865	346	204	13,747	9,664	26	4,057
OH. S....	15,234	10,489	315	4,430	2,015	1,463	309	243	13,219	9,026	5	4,187
TN. E....	6,309	4,201	134	1,974	1,264	869	130	265	5,045	3,332	4	1,709
TN. M....	4,882	3,449	157	1,276	927	685	136	106	3,955	2,764	21	1,170
TN. M....	7,614	2,597	203	4,814	264	120	104	40	7,350	2,477	99	4,774

Adversary Proceedings Commenced, Terminated, and Pending Under the Bankruptcy Code During the 12-Month Period Ended Dec. 31, 1983

CIRCUIT AND DISTRICT	PENDING JAN. 1 1983	FILED	TERMINATED	PENDING DEC. 31, 1983	CIRCUIT AND DISTRICT	PENDING JAN. 1, 1983	FILED	TERMINATED	PENDING DEC. 31, 1983
6TH...	14,828	15,385	16,707	13,506	AL. N....	979	1,294	1,340	933
KY. E....	897	458	466	889	AL. M....	155	382	421	116
KY. M....	384	593	551	426	AL. S....	530	535	609	456
MI. E....	1,876	3,058	3,361	1,573	FL. N....	441	241	152	530
MI. M....	1,880	1,724	1,903	1,701	FL. M....	1,366	1,858	1,879	1,345
OH. M....	3,353	3,894	5,004	2,243	FL. S....	630	967	1,055	542
OH. S....	1,967	2,097	1,951	2,113	GA. N....	2,679	3,114	3,507	2,286
TN. E....	1,612	1,632	1,800	1,444	GA. M....	711	1,000	1,370	341
TN. M....	1,507	721	629	1,599	GA. S....	231	576	668	139
TN. M....	1,352	1,208	1,042	1,518					

