



Discretionary Grantees Roundtable

Office of Special Initiatives
and Demonstrations
Atlanta, Georgia



Total Investments



WIRED - Gen 1 -
\$15,000,000 and
Gen 2 -
\$5,000,000

\$1,656,636
\$1,911,507
\$1,929,716

\$2,465,656

\$1,909,973

\$1,600,606

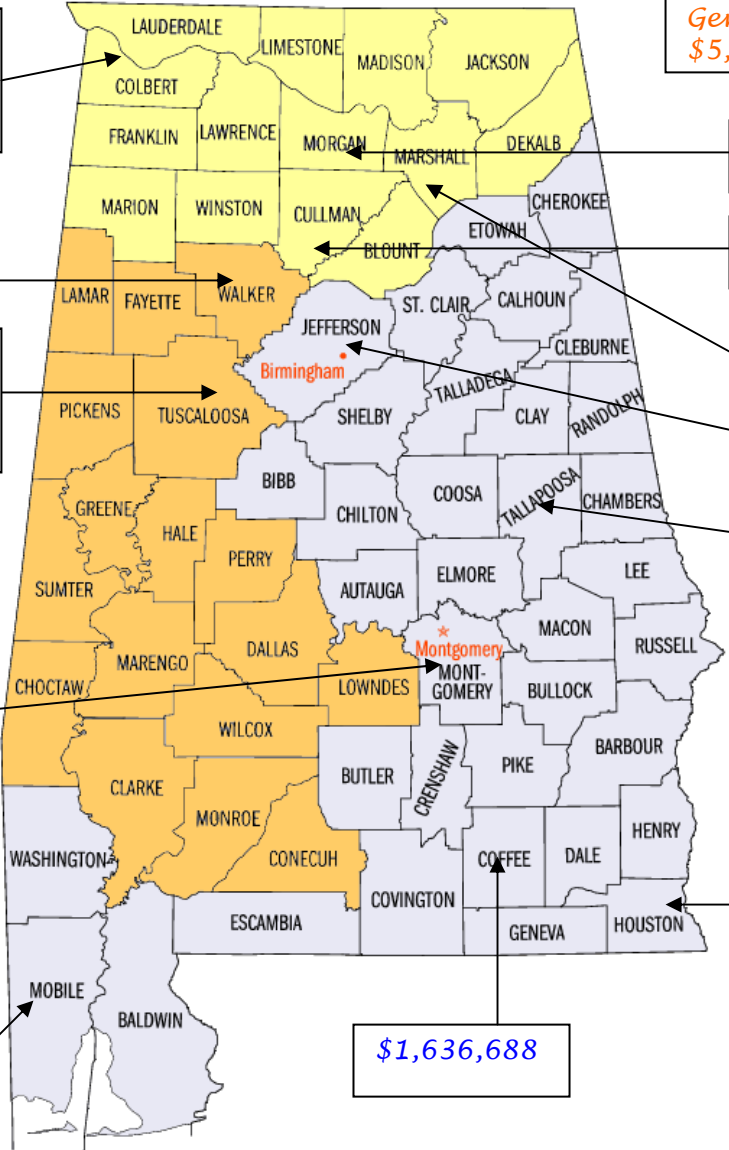
\$506,130
\$138,880
\$ 99,500

\$1,560,550

\$ 3,018,928
\$ 2,300,000
\$ 751,940
\$ 3,548,115
\$ 3,000,000
\$1,777,641
\$28,029,902
\$31,854,203
\$9,347,342

\$550,000

\$198,820



\$1,636,688

\$491,666
\$348,829

\$1,921,841

Alabama's Total Investments

Total Discretionary Grants – 24 - \$53,323,622 (Includes WIRED \$15,000,000 and \$5,000,000)

11 – Community-Based

3 Congressional Earmarks

1 Farmworker

2 High-Growth

1 HBCU

2 WIRED – West Alabama/Eastern Mississippi & Tennessee Valley

3 Youth

1 SCSEP

Formula Grants

UI - \$28,029,902

WIA (Youth, Adult & Dislocated Workers) - \$31,854,203

Wagner-Peyser - \$9,347,342



WIRED - FGNW
\$15,000,000

\$3,936,678
\$5,661,826
\$ 130,434
\$73,873,996
\$87,630,081
\$34,464,846

\$1,885,337

\$1,999,835
\$1,995,589

\$1,329,145
\$1,922,914
\$ 272,161

\$ 58,000
\$442,700

\$1,072,339

\$50,000

\$2,433,655
\$ 435,317

\$1,999,392
\$4,800,000

\$2,000,000
\$ 59,652

\$1,653,765
\$1,246,869
\$ 105,000
\$ 60,000
\$ 50,000
\$ 471,074
\$2,456,958

\$2,452,876

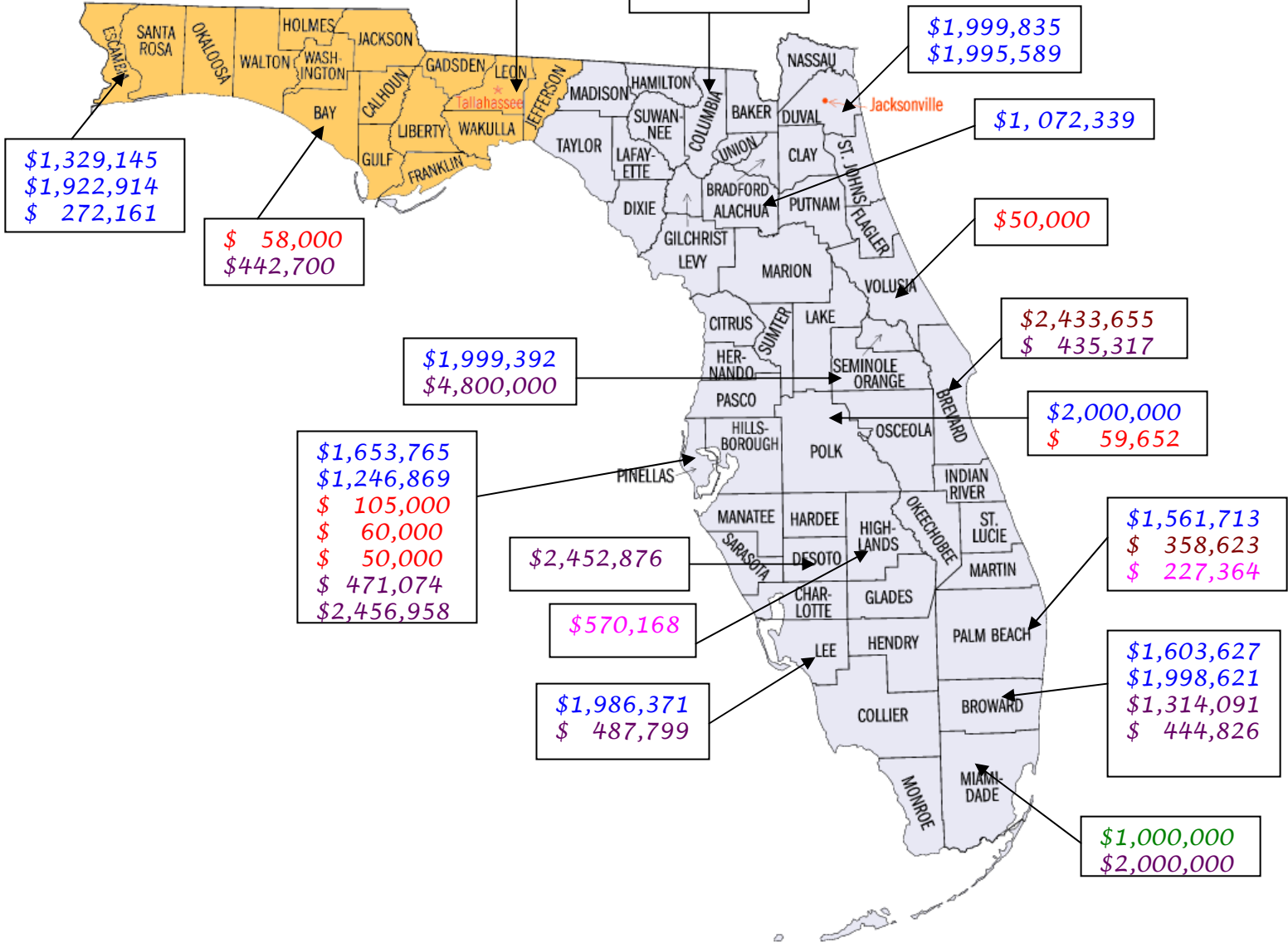
\$570,168

\$1,986,371
\$ 487,799

\$1,561,713
\$ 358,623
\$ 227,364

\$1,603,627
\$1,998,621
\$1,314,091
\$ 444,826

\$1,000,000
\$2,000,000



Florida's Total Investments

Total Discretionary Grants – 40 - \$69,534,719 (Includes WIRED \$15,000,000)

14– Community-Based

3 Congressional Earmarks

6 Faith-Based

3 Farmworker

1 High-Growth

1 WIRED – Florida's Great Northwest

9 Youth

2 PRI

1 SCSEP

Formula Grants

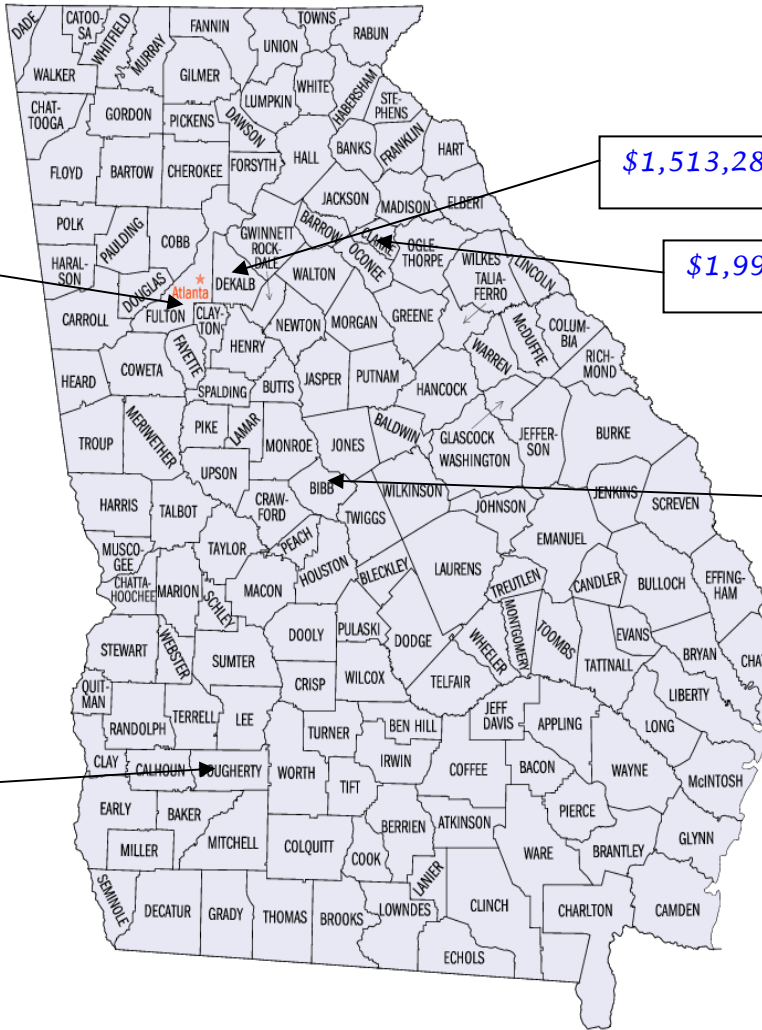
UI - \$73,873,996

WIA (Youth, Adult & Dislocated Workers) - \$87,630,081

Wagner-Peyser - \$34,464,846



\$2,102,900
\$ 716,605
\$1,000,000
\$2,130,037
\$54,359,046
\$76,217,251
\$19,969,831



\$2,484,456

\$1,454,864

\$1,298,411

Georgia's Total Investments

Total Discretionary Grants – 9 - \$14,696,880

5 – Community-Based

1 Farmworker

2 Youth

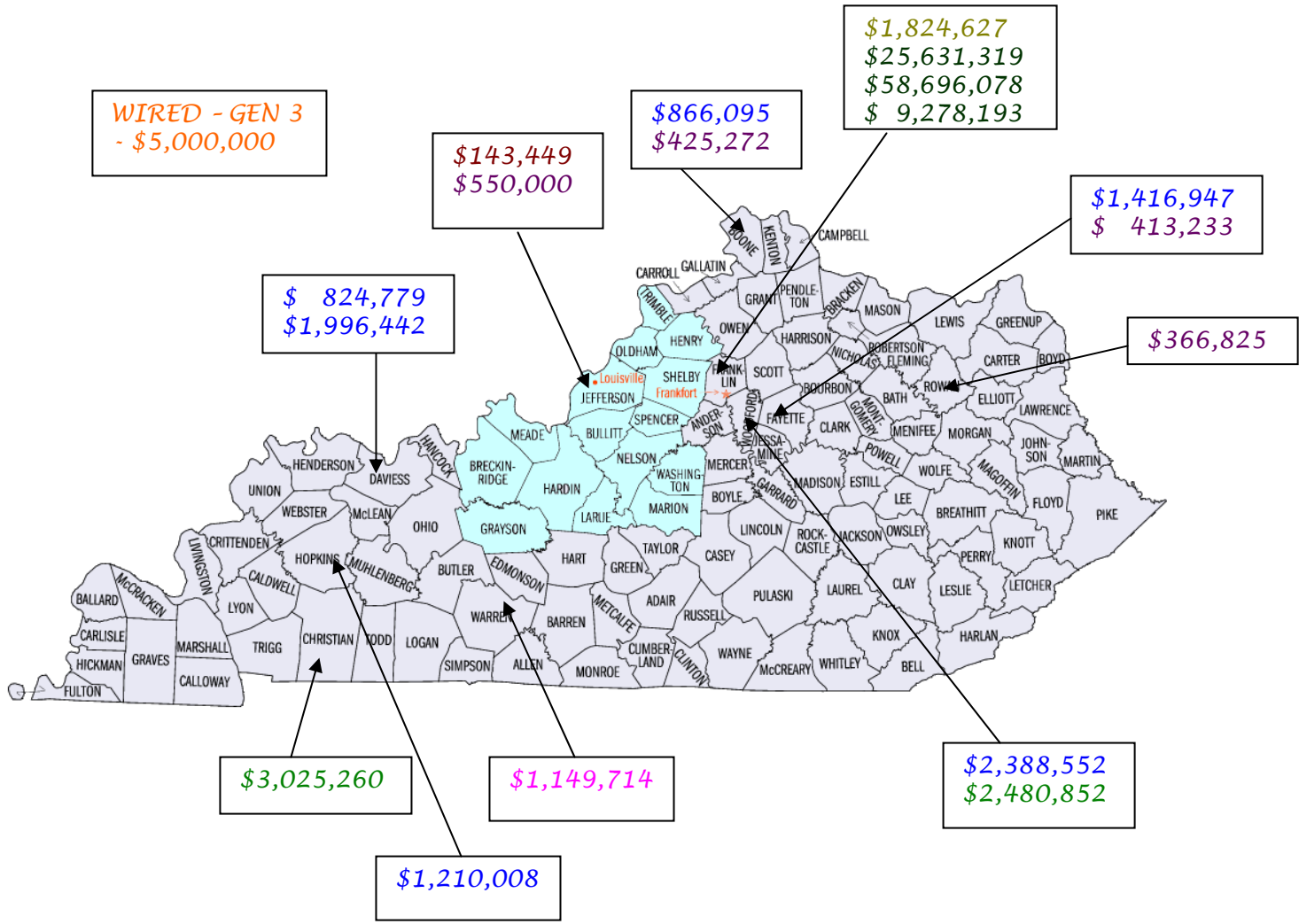
1 SCSEP

Formula Grants

UI - \$54,359,046

WIA (Youth, Adult & Dislocated Workers) - \$76,217,251

Wagner-Peyser - \$19,969,831



Kentucky's Total Investments

Total Discretionary Grants – 16 - \$24,082,055 (Includes WIRED - \$5,000,000)

6 – Community-Based

1 Congressional Earmarks

1 Farmworker

2 High-Growth

1 WIRED – Central Kentucky

4 Youth

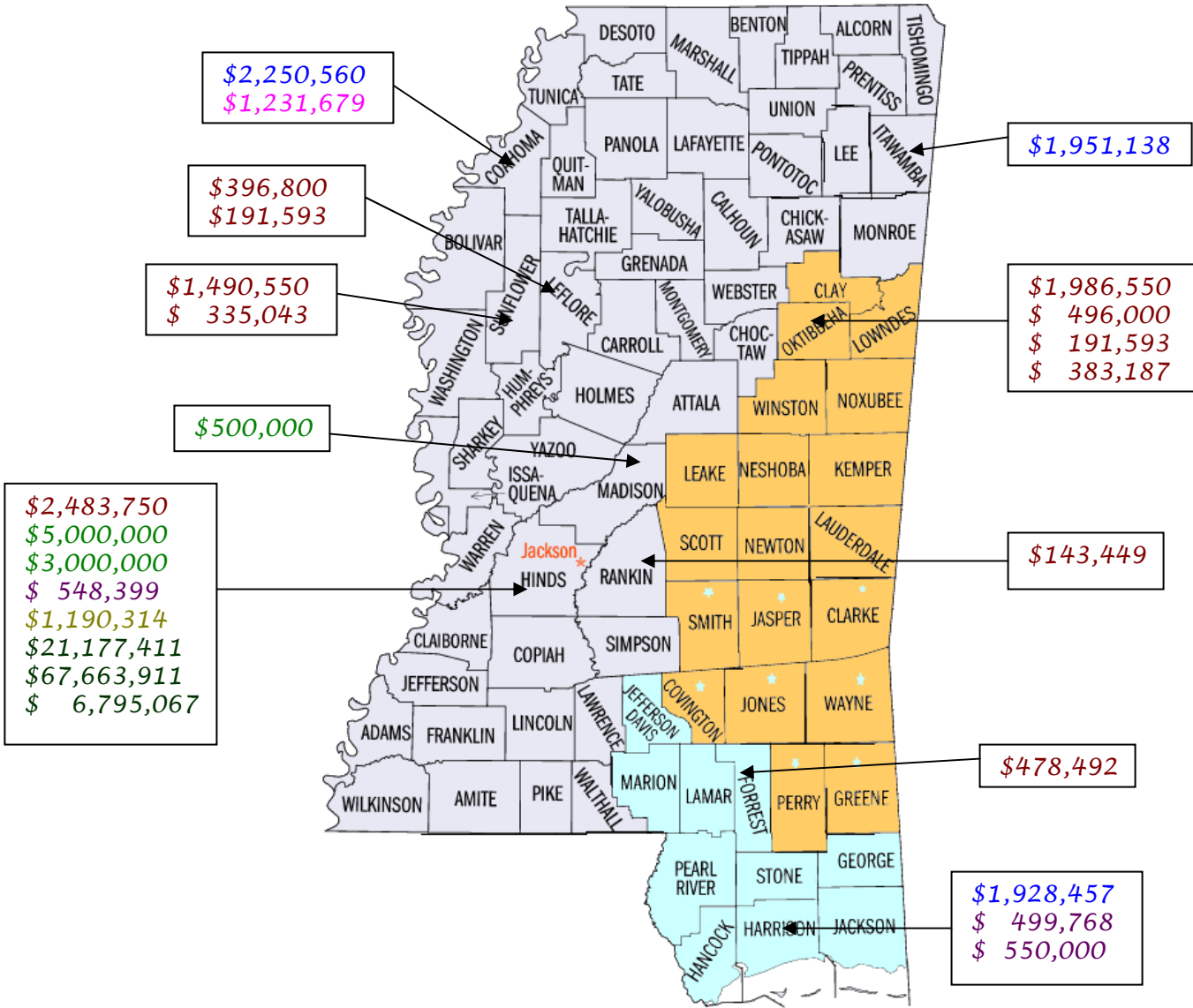
1 SCSEP

Formula Grants

UI - \$25,631,319

WIA (Youth, Adult & Dislocated Workers) - \$58,696,078

Wagner-Peyser - \$9,278,193



\$2,483,750
 \$5,000,000
 \$3,000,000
 \$ 548,399
 \$1,190,314
 \$21,177,411
 \$67,663,911
 \$ 6,795,067

Mississippi's Total Investments

Total Discretionary Grants – 22 - \$32,227,322 (includes WIRED GEN 2 Grant for \$5,000,000)

3 – Community-Based

11 - Congressional Earmarks

1 - Farmworker

3 - High-Growth

2 - WIRED – Western Alabama/Eastern Mississippi and Southeastern Mississippi (See note)

3 - Youth

1 - SCSEP

Formula Grants

UI - \$21,177,411

WIA (Youth, Adult & Dislocated Workers) - \$67,663,911

Wagner-Peyser - \$6,795,067

WIRED – NOTES

GEN 1 and Gen 3 WIRED counties appear in both grants (see ★). Both Regions are in the process of resolving the issue. Funding counted in Alabama for Gen 1.



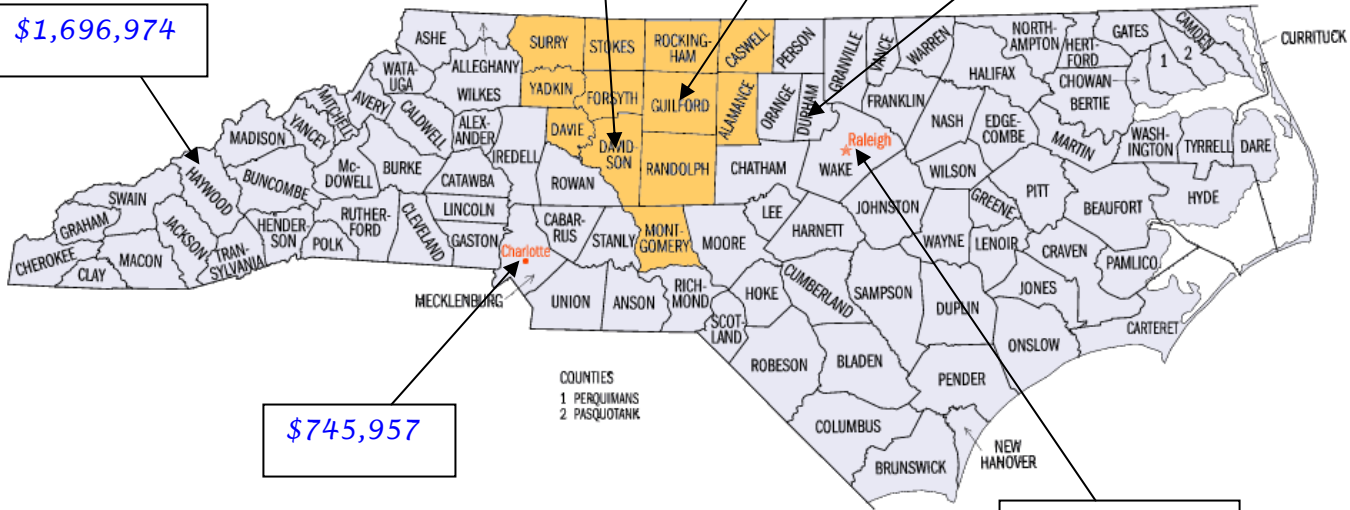
WIRED - GEN 1
- \$15,000,000

\$1,696,974

\$668,540

\$74,498

\$52,400



\$745,957

\$396,800
\$104,921
\$2,555,087
\$ 632,510
\$ 550,000
\$2,513,757
\$ 130,434
\$50,516,124
\$68,363,703
\$19,033,933

North Carolina's Total Investments

Total Discretionary Grants – 13 - \$25,121,878 (Includes WIRED GEN1 - \$15,000,000)

3 – Community-Based

1 - Congressional Earmarks

3 – Faith-Based

2- Farmworker

1- WIRED – Piedmont Triad North Carolina

1 – Youth

1 - PRI

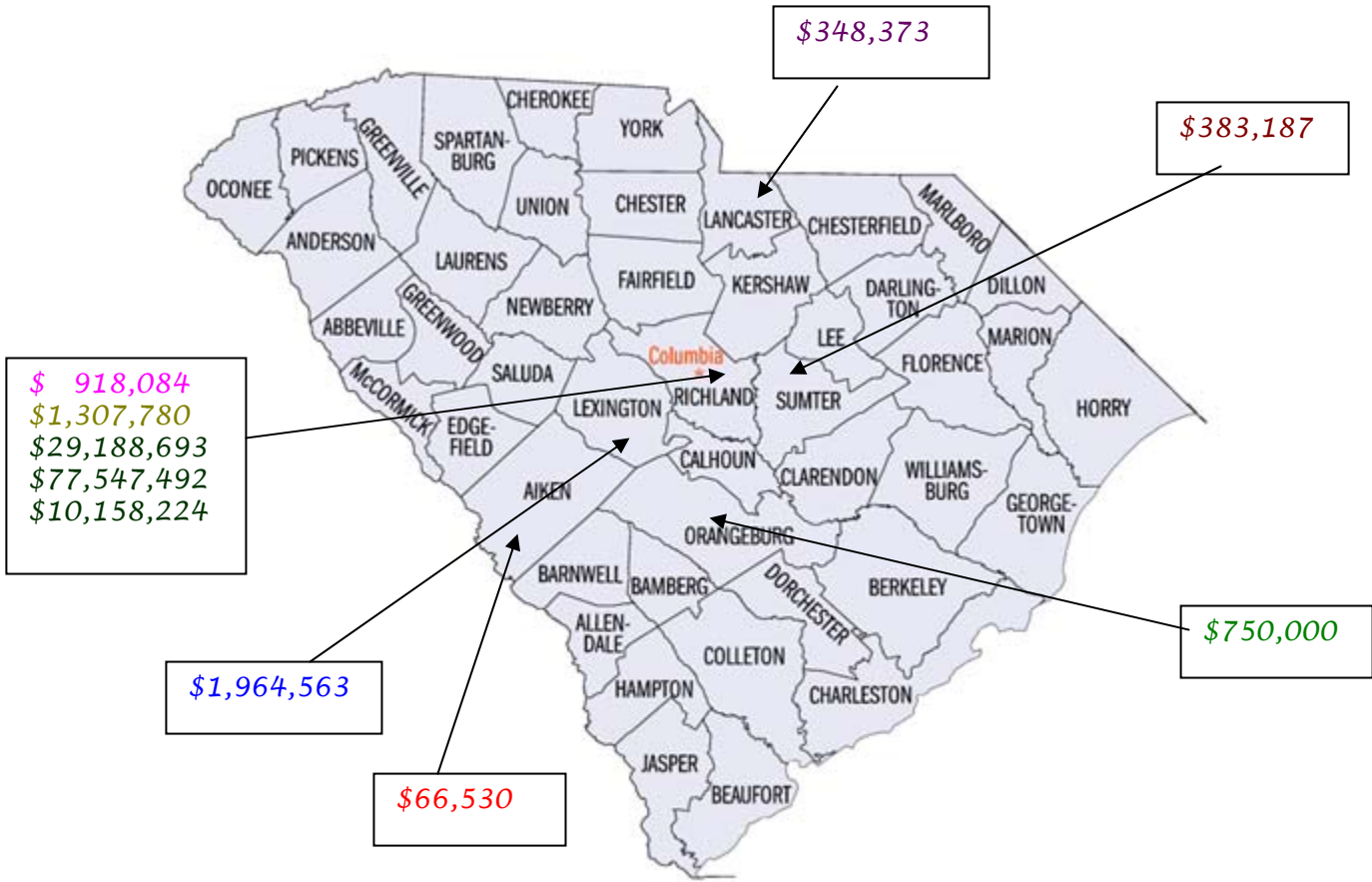
1- SCSEP

Formula Grants

UI - \$50,516,124

WIA (Youth, Adult & Dislocated Workers) - \$68,363,703

Wagner-Peyser - \$19,033,933



South Carolina's Total Investments

Total Discretionary Grants – 6 \$5,671,987

1 – Community-Based

1 - Congressional Earmarks

1 - Farmworker

1 - High-Growth

1 - Youth

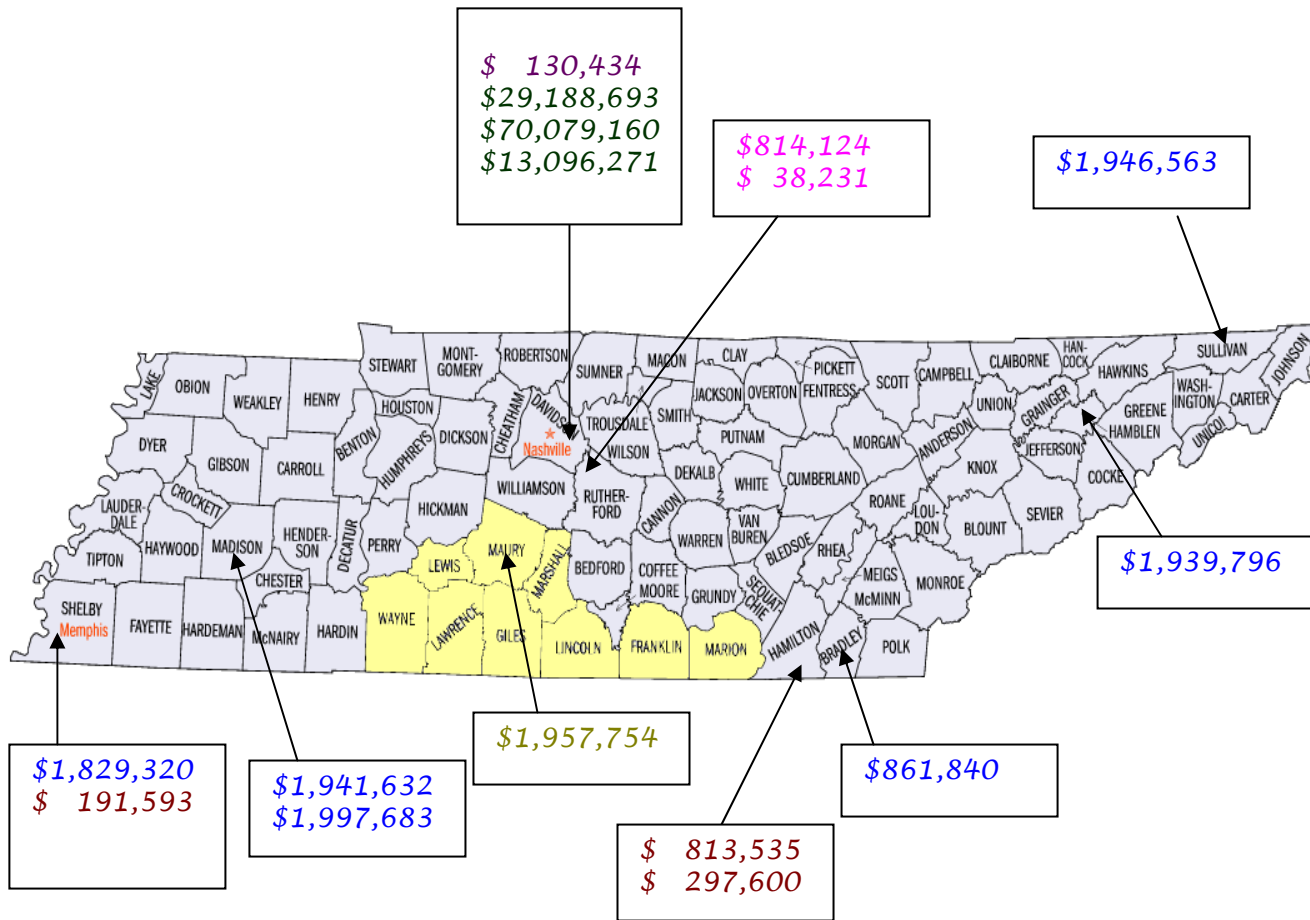
1- SCSEP

Formula Grants

UI - \$29,188,693

WIA (Youth, Adult & Dislocated Workers) - \$77,547,492

Wagner-Peyser - \$10,158,224



Tennessee's Total Investments

Total Discretionary Grants – 14 - \$14,760,105

6 – Community-Based

3 - Congressional Earmarks

2- Farmworker

1 – WIRED GEN 2 – Tennessee Valley (See WIRED Note Below)

1 - PRI

1- SCSEP

Note – Funding for GEN 2 WIRED Grant counted in Alabama

Formula Grants

UI - \$29,188,693

WIA (Youth, Adult & Dislocated Workers) - \$70,079,160

Wagner-Peyser - \$13,096,271