

Terrace
AAA 4/27



FEDERAL PROCUREMENT DATA SYSTEM

FEDERAL PROCUREMENT DATA SYSTEM

STANDARD REPORT

FISCAL YEAR 1986 FOURTH QUARTER

(July 1, 1986 through September 30, 1986)

PREPARED BY
U.S. GENERAL SERVICES ADMINISTRATION
FEDERAL PROCUREMENT DATA CENTER
EXECUTIVE AGENT FOR
OFFICE OF FEDERAL PROCUREMENT POLICY
OFFICE OF MANAGEMENT AND BUDGET

PLEASE CIRCULATE.....

SELWESKI, Teresa _____ Date _____

~~DARBY, Darlene~~ _____ Date _____

FCPA-S

SMITH, Michael *MM* _____ Date _____

CREEDON, Michael *A.C.* _____ Date *5/6*

~~DEMPSEY, Vicki~~ _____ Date _____

EATON, Roland *"Po"* _____ Date *5/6*

HIBNER, Linda *LD* _____ Date *5-6*

~~MICHEL, Pat~~ _____ Date _____

~~REICHENBACH, Dottie~~ _____ Date _____

~~STEE, Michael~~ _____ Date _____

STEWART, Robert *R.S.* _____ Date *5-6*

FCPA-A

STEWART, Russtine *RS* _____ Date *6/6*

ABELES, Joe *JA* _____ Date *6/16*

COOKE, Chris *C.C.* _____ Date *5/18*

~~DAVIS, Lynne~~ _____ Date _____

~~HARRIS, Carolyn~~ *CH* _____ Date *6/12*

MARTIN, Beverly *BM* _____ Date *4/10*

McCULLOUGH, Rosa *RM* _____ Date *5/6*

PALMER, Jacquie *JP* _____ Date *5/7*

THE FPDC SPECIAL REPORT

What It Is, And How To Get It

Background

The Federal Procurement Data Center (FPDC)—part of the General Services Administration—operates an automated data system of Federal government procurement information that you can easily obtain for a reasonable fee. The FPDC master file contains detailed information on the goods and services, including research and development activities, purchased by over 60 Federal agencies. Data on individual contracts over \$10,000 (\$25,000 for the Department of Defense) are included in the system. Effective April 1, 1985, the reporting threshold will be \$25,000 for all agencies.

One of the most useful services offered is the FPDC Special Report. These reports can help you in your work if you need to know detailed information about government services the Federal Government buys, whom it buys from, or in what parts of the country. This information is not readily available in such detail from any other source.

Corporations, trade associations, law firms, CPA's, ad agencies, and marketing executives nationwide, along with Members of Congress and executive branch officials, are among those for whom FPDC Special Reports can be invaluable.

You can use special reports to:

- track an individual agency's procurement performance;
- develop marketing plans;
- use resources more effectively; or
- locate competitors or markets.

What A Special Report Includes

We can design and produce a special computer report tailor-made to accommodate your requirements for specific Federal procurement information based on almost any combination of data elements listed on the reverse. You have your choice of virtually hundreds of ways that this information be be combined. Most users of the FPDC data base, however, request a special report based on some combination of the following categories:

- Reporting Agency (Federal agency originating the contract action)
- Contract Number (Number identifying contract)
- Purchasing or Contracting Office (Office within agency letting contract)

- Date of Action (Date agency makes award)
- Contractor Name and Address (Name and address of company to which contract is awarded)
- Principal Place of Performance (City, state or county where service is actually performed or item is manufactured)
- Total Dollars Obligated or Deobligated (Amount of award or rescission)
- Kind of Contract Action (New, modification, order under GSA Schedule, termination, etc.)
- Principal Product or Service (As defined in FPDC Product/Service Code Manual)
- Method of Contracting (How contract is let, such as sealed bid, negotiated, competitive or non-competitive, etc.)
- Type of Business (Size, minority or disadvantaged status, state/local government, profit or nonprofit, etc.)

How to Order

To request a special report, simply contact the Data Center on 703/235-1326. One of the FPDC analysts will discuss your requirements, provide insights into the uses that can be made of FPDC data, and help you refine your request and report format to ensure that your needs are satisfied. Once the report is defined, the analyst will give you a cost estimate for your report and a proposed date for its completion.

You will then need to confirm your request in writing by sending a letter or using the order form on the reverse side. If you have any unusual time requirements or other special considerations such as whether you want the finished report delivered by express service or courier, tell the FPDC analyst who will make every effort to accommodate your needs.

Most special reports take three to five working days depending on the backlog of requests and the complexity of the report. They usually cost between \$300 and \$400 depending on the volume of data to be processed, the number of fiscal years to be searched, and the overall complexity of the report.

For more information or assistance, call 703/235-1326 or write:

Federal Procurement Data Center
4040 N. Fairfax Drive, Suite 900
Arlington, VA 22203

HOW VALID IS FPDS DATA?

The "Agency Reporting Performance" chart displays each reporting activity's dollars as submitted into the Federal Procurement Data System (FPDS). All dollars shown on the chart reflect the absolute dollar value of actions reported. For example, an agency submitting three records, one award (obligation) of \$20,000, one deobligation of \$12,000 against a previously reported contract, and one invalid transaction of \$10,000, all timely, would appear on the chart as follows:

| | <i>Total \$(000)</i> | <i>Total Invalid \$(000)</i> | <i>Previous Quarters</i> |
|----------------|----------------------|------------------------------|--------------------------|
| Agency X | \$42 | \$10 | \$0 |

(Note: Total \$ includes all transactions reported during the current report period, timely or untimely, valid or invalid.)

The absolute dollar value of each record is utilized to provide meaningful indices of their affect on the FPDS master file. However, because this is the only place in the report where absolute values are reflected, the figures in this chart and the body of the Standard Report are not comparable.

The total invalid dollars includes those records that fail to pass FPDS system edits and are not entered into the master file. Agencies have 30 days to correct their invalid transactions, and only those records which are not corrected in time for inclusion in this publication are reflected in the invalid dollar total.

Previous quarters dollars include any records submitted during the current reporting quarter for actions which occurred during a previous quarter, and changes or corrections to records already in the FPDS master file. Separate totals for actions completed during the current fiscal year versus previous fiscal years are provided because the year-to-date totals in the report will reflect all reported actions which occurred during the current fiscal year, while most actions submitted subsequent to the fiscal year in which they occurred will not be reflected in any FPDS Standard Report. However, FPDS historical master files are updated with all records such that any special reports produced reflect the latest available data.

AGENCY REPORTING PERFORMANCE FOR CURRENT FISCAL PERIOD

Actions Reported Individually on SF279

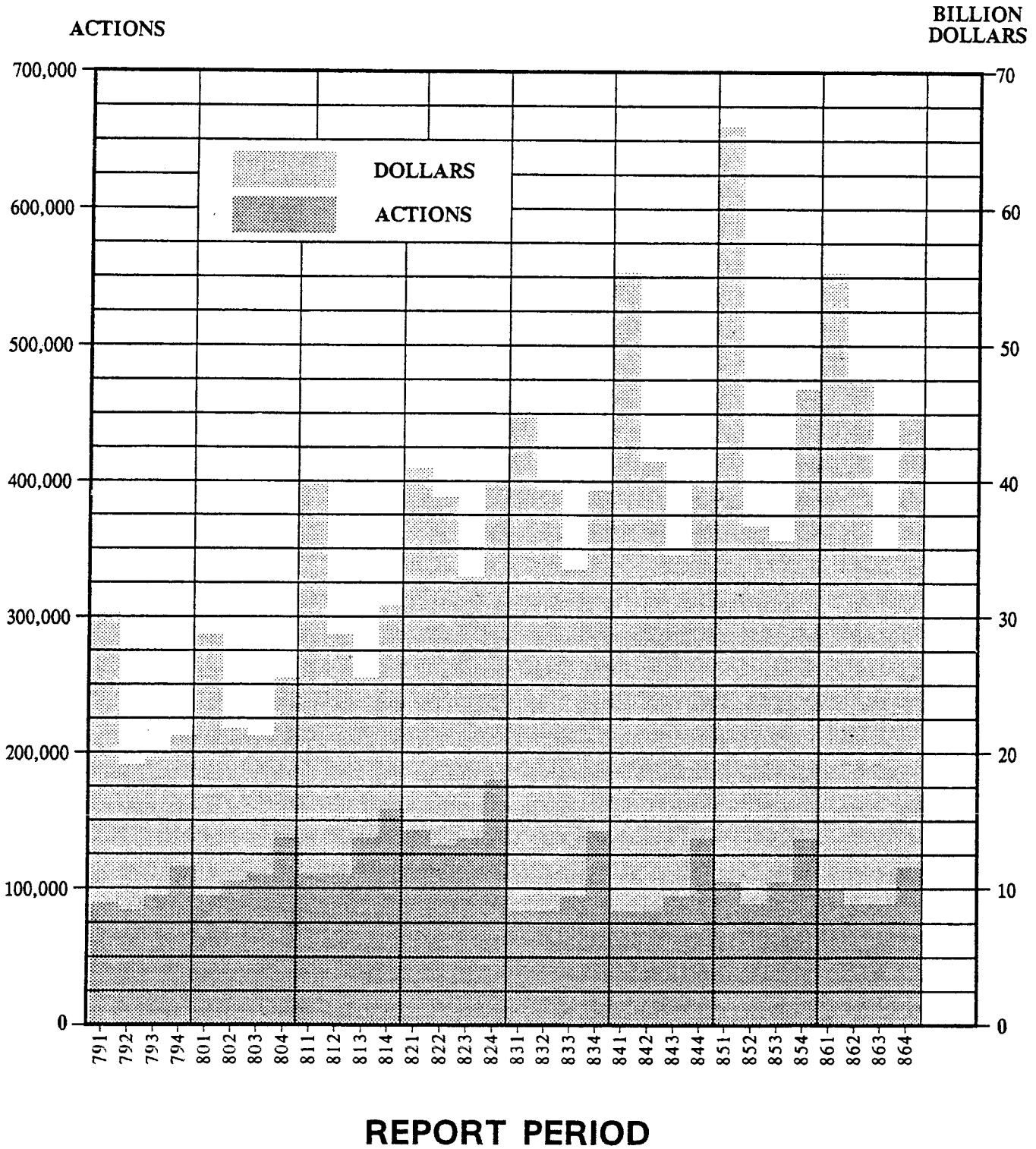
(Figures Are the Sum of the Absolute Values)

Fourth Quarter Fiscal Year 1986

| | Total Dollars Submitted (000) | Total Invalid Dollars (000) | Previous Quarters Dollars | | |
|--|-------------------------------|-----------------------------|---------------------------|-----------------------------|-------------|
| | | | Current Fiscal Year (000) | Previous Fiscal Years (000) | Total (000) |
| TOTAL FEDERAL | 78,838,160 | 344,678 | 22,692,789 | 4,185,818 | 26,878,607 |
| EXECUTIVE OFFICE OF THE PRESIDENT | 1,025 | 0 | 302 | 0 | 302 |
| DEPARTMENT OF AGRICULTURE | 780,544 | 53 | 81,778 | 20,949 | 102,727 |
| DEPARTMENT OF COMMERCE | 173,490 | 3,949 | 53,853 | 31,301 | 85,154 |
| DEPARTMENT OF DEFENSE | 61,303,797 | 0 | 18,276,491 | 194 | 18,276,685 |
| DEPARTMENT OF EDUCATION | 55,299 | 0 | 2,709 | 118 | 2,827 |
| DEPARTMENT OF ENERGY | 7,055,958 | 0 | 1,929,362 | 2,916,076 | 4,845,438 |
| DEPT OF HEALTH AND HUMAN SERVICES | 348,600 | 16,640 | 6,714 | 13,366 | 20,080 |
| DEPT OF HOUSING AND URBAN DEVELOPMENT | 61,563 | 0 | 9,904 | 10,727 | 20,631 |
| DEPARTMENT OF INTERIOR | 1,100,646 | 2,189 | 298,250 | 575,538 | 873,788 |
| DEPARTMENT OF JUSTICE | 270,132 | 139,392 | 14,060 | 7,861 | 21,921 |
| DEPARTMENT OF LABOR | 252,988 | 0 | 28,284 | 1 | 28,285 |
| DEPARTMENT OF STATE | 151,489 | 654 | 1,779 | 0 | 1,779 |
| DEPARTMENT OF TRANSPORTATION | 836,987 | 2,361 | 101,463 | 345,391 | 446,854 |
| DEPARTMENT OF TREASURY | 154,957 | 42,784 | 17,074 | 13,803 | 30,877 |
| ACTION | 1,307 | 0 | 0 | 0 | 0 |
| ADMINISTRATIVE CONFERENCE OF THE U.S. | Failed to Report | | | | |
| AGENCY FOR INTERNATIONAL DEVELOPMENT | 267,004 | 135,654 | 69,159 | 42,362 | 111,521 |
| AMERICAN BATTLE MONUMENTS COMMISSION | 88 | 0 | 0 | 0 | 0 |
| BOARD FOR INTERNATIONAL BROADCASTING | Failed to Report | | | | |
| COMMISSION ON CIVIL RIGHTS | Failed to Report | | | | |
| COMMODITY FUTURES TRADING COMMISSION | 801 | 0 | 0 | 0 | 0 |
| CONSUMER PRODUCTS SAFETY COMMISSION | 333 | 37 | 0 | 0 | 0 |
| ENVIRONMENTAL PROTECTION AGENCY | 199,313 | 0 | 28,027 | 1,524 | 29,551 |
| EQUAL EMPLOYMENT OPPORTUNITY COMMISSION | 3,574 | 0 | 27 | 0 | 27 |
| FEDERAL COMMUNICATIONS COMMISSION | 585 | 355 | 0 | 0 | 0 |
| FEDERAL ELECTION COMMISSION | 479 | 0 | 192 | 0 | 192 |
| FEDERAL EMERGENCY MANAGEMENT AGENCY | 69,400 | 0 | 1,188 | 67 | 1,255 |
| FEDERAL LABOR RELATIONS AUTHORITY | 0 | 0 | 0 | 0 | 0 |
| FEDERAL MARITIME COMMISSION | Failed to Report | | | | |
| FEDERAL MEDIATION & CONCILIATION SERVICE | 0 | 0 | 0 | 0 | 0 |
| FEDERAL MINE SAFETY & HEALTH REVIEW COMM | 0 | 0 | 0 | 0 | 0 |
| FEDERAL TRADE COMMISSION | 949 | 0 | 0 | 0 | 0 |
| GENERAL SERVICES ADMINISTRATION | 757,317 | 246 | 116,926 | 177,379 | 294,305 |
| INTERNATIONAL TRADE COMMISSION | 48 | 0 | 0 | 0 | 0 |
| INTERSTATE COMMERCE COMMISSION | 260 | 0 | 0 | 0 | 0 |
| MERIT SYSTEMS PROTECTION BOARD | 0 | 0 | 0 | 0 | 0 |
| NATIONAL AERONAUTICS & SPACE ADMIN. | 3,267,592 | 0 | 1,561,037 | 23,105 | 1,584,142 |
| NAT'L ARCHIVES & RECORDS ADM. | 2,328 | 0 | 0 | 0 | 0 |
| NATIONAL CAPITAL PLANNING COMMISSION | Failed to Report | | | | |
| NATL FOUNDATION ON ARTS AND HUMANITIES | 158 | 100 | 0 | 0 | 0 |
| NATIONAL GALLERY OF ART | Failed to Report | | | | |
| NATIONAL LABOR RELATIONS BOARD | 211 | 0 | 0 | 0 | 0 |
| NATIONAL MEDIATION BOARD | 495 | 0 | 0 | 0 | 0 |
| NATIONAL SCIENCE FOUNDATION | 31,904 | 0 | 7,564 | 0 | 7,564 |
| NATIONAL TRANSPORTATION SAFETY BOARD | Failed to Report | | | | |
| NUCLEAR REGULATORY COMMISSION | 11,748 | 0 | 0 | 69 | 69 |
| OCCUPATIONAL SAFETY & HEALTH REVIEW COMM | 46 | 0 | 0 | 0 | 0 |
| OFFICE OF PERSONNEL MANAGEMENT | 2,233 | 18 | 338 | 0 | 338 |
| PEACE CORP | 3,341 | 37 | 28 | 0 | 28 |
| PENNSYLVANIA AVENUE DEVELOPMENT CORP | 3,317 | 0 | 1,872 | 0 | 1,872 |
| RAILROAD RETIREMENT BOARD | 5,526 | 0 | 0 | 0 | 0 |
| SECURITIES EXCHANGE COMMISSION | 1,933 | 159 | 0 | 0 | 0 |
| SELECTIVE SERVICE SYSTEM | 316 | 0 | 0 | 0 | 0 |
| SMALL BUSINESS ADMINISTRATION | 2,722 | 50 | 0 | 0 | 0 |
| SMITHSONIAN INSTITUTION | 6,129 | 0 | 530 | 225 | 755 |
| TENNESSEE VALLEY AUTHORITY | 836,814 | 0 | 51,112 | 1,946 | 53,058 |
| U.S. INFORMATION AGENCY | 25,293 | 0 | 0 | 0 | 0 |
| US ARMS CONTROL & DISARMAMENTS AGENCY | 523 | 0 | 0 | 0 | 0 |
| VETERANS ADMINISTRATION | 786,606 | 0 | 32,766 | 3,816 | 36,582 |

FEDERAL PROCUREMENT DATA SYSTEM
FEDERAL PROCUREMENT HISTORY
Actions Reported Individually on SF279

Fiscal Year 1979 thru Fourth ~~Third~~ Quarter Fiscal Year 1986



HIGHLIGHTS

This report is in an interim format which does not display all of the Competition in Contracting Act (CICA) data. For example, CICA data are not displayed in the Snapshot Reports which start on page 20. Pie charts depicting the Degree of Competitiveness (p. 16) for pre- and post-CICA and Competition Statistics (p. 17) are included. The Office of Federal Procurement Policy (OFPP), in conjunction with the FPDS Policy Advisory Board, has made major changes to the Standard Report. Time constraints due to computer programming requirements preclude the Center from issuing CICA Snapshot statistics at this time. We expect the FY 87 first quarter report to be issued in the new format.

Effective October 1, 1985, the \$10,000 threshold for civilian agencies increased to \$25,000 causing a decrease in the reportable number of actions and dollars compared to prior years.

FEDERAL CONTRACT ACTIONS AND DOLLARS

Fourth Quarter Fiscal Year

| | Total Actions | | | | | |
|--|---------------|------------|---------|------------|-------------|----------|
| | 4th Q | YTD | YTD % | 4Q \$(000) | YTD \$(000) | YTD % \$ |
| TOTAL FEDERAL | 7,185,971 | 21,353,521 | 100.000 | 51,243,016 | 199,954,329 | 100.000 |
| EXECUTIVE OFFICE OF THE PRESIDENT | 585 | 1,529 | 0.007 | 1,999 | 12,380 | 0.006 |
| DEPARTMENT OF AGRICULTURE | 481,027 | 1,309,612 | 6.133 | 863,005 | 2,545,483 | 1.273 |
| DEPARTMENT OF COMMERCE | 31,553 | 128,464 | 0.602 | 108,332 | 437,886 | 0.219 |
| DEPARTMENT OF DEFENSE | 5,218,294 | 14,436,843 | 67.609 | 41,985,275 | 158,983,888 | 79.510 |
| DEPARTMENT OF EDUCATION | 1,239 | 5,520 | 0.026 | 51,789 | 149,320 | 0.075 |
| DEPARTMENT OF ENERGY | 8,139 | 45,820 | 0.215 | 2,112,620 | 13,916,559 | 6.960 |
| DEPT OF HEALTH AND HUMAN SERVICES | 240,264 | 801,297 | 3.753 | 457,151 | 1,583,094 | 0.792 |
| DEPT OF HOUSING AND URBAN DEVELOPMENT | 3,779 | 12,321 | 0.058 | 41,495 | 111,098 | 0.056 |
| DEPARTMENT OF INTERIOR | 204,275 | 472,749 | 2.214 | 288,965 | 1,237,338 | 0.619 |
| DEPARTMENT OF JUSTICE | 195,108 | 699,125 | 3.274 | 170,350 | 532,657 | 0.266 |
| DEPARTMENT OF LABOR | 8,480 | 33,256 | 0.156 | 232,360 | 580,742 | 0.290 |
| DEPARTMENT OF STATE | 7,015 | 19,997 | 0.094 | 166,902 | 391,019 | 0.196 |
| DEPARTMENT OF TRANSPORTATION | 73,258 | 245,170 | 1.148 | 465,093 | 1,501,802 | 0.751 |
| DEPARTMENT OF TREASURY | 39,439 | 140,344 | 0.657 | 143,674 | 515,016 | 0.258 |
| ACTION | 555 | 1,466 | 0.007 | 1,498 | 3,938 | 0.002 |
| ADMINISTRATIVE CONFERENCE OF THE U.S. | 0 | 497 | 0.002 | 0 | 283 | 0.000 |
| AGENCY FOR INTERNATIONAL DEVELOPMENT | 2,455 | 5,102 | 0.024 | 97,055 | 390,411 | 0.195 |
| AMERICAN BATTLE MONUMENTS COMMISSION | 2,517 | 5,570 | 0.026 | 2,236 | 3,554 | 0.002 |
| BOARD FOR INTERNATIONAL BROADCASTING | 0 | 75 | 0.000 | 0 | 105 | 0.000 |
| COMMISSION ON CIVIL RIGHTS | 0 | 0 | 0.000 | 0 | 0 | 0.000 |
| COMMODITY FUTURES TRADING COMMISSION | 567 | 1,989 | 0.009 | 1,323 | 6,893 | 0.003 |
| CONSUMER PRODUCTS SAFETY COMMISSION | 401 | 1,362 | 0.006 | 1,543 | 4,513 | 0.002 |
| ENVIRONMENTAL PROTECTION AGENCY | 13,744 | 43,105 | 0.202 | 182,509 | 644,204 | 0.322 |
| EQUAL EMPLOYMENT OPPORTUNITY COMMISSION | 966 | 3,250 | 0.015 | 1,597 | 27,315 | 0.014 |
| FEDERAL COMMUNICATIONS COMMISSION | 235 | 958 | 0.004 | 801 | 6,339 | 0.003 |
| FEDERAL ELECTION COMMISSION | 392 | 1,072 | 0.005 | 500 | 1,425 | 0.001 |
| FEDERAL EMERGENCY MANAGEMENT AGENCY | 2,400 | 6,520 | 0.031 | 70,454 | 196,055 | 0.098 |
| FEDERAL LABOR RELATIONS AUTHORITY | 632 | 1,885 | 0.009 | 167 | 579 | 0.000 |
| FEDERAL MARITIME COMMISSION | 0 | 101 | 0.000 | 0 | 293 | 0.000 |
| FEDERAL MEDIATION & CONCILIATION SERVICE | 126 | 389 | 0.002 | 79 | 474 | 0.000 |
| FEDERAL MINE SAFETY & HEALTH REVIEW COMM | 46 | 166 | 0.001 | 64 | 273 | 0.000 |
| FEDERAL TRADE COMMISSION | 797 | 2,657 | 0.012 | 2,067 | 7,814 | 0.004 |
| GENERAL SERVICES ADMINISTRATION | 28,196 | 530,729 | 2.485 | 493,212 | 2,481,226 | 1.241 |
| INTERNATIONAL TRADE COMMISSION | 198 | 890 | 0.004 | 319 | 1,803 | 0.001 |
| INTERSTATE COMMERCE COMMISSION | 289 | 910 | 0.004 | 519 | 2,403 | 0.001 |
| MERIT SYSTEMS PROTECTION BOARD | 451 | 1,659 | 0.008 | 443 | 2,118 | 0.001 |
| NATIONAL AERONAUTICS & SPACE ADMIN | 27,620 | 99,289 | 0.465 | 1,619,542 | 7,493,041 | 3.747 |
| NAT'L ARCHIVES & RECORDS ADM | 1,629 | 7,526 | 0.035 | 3,768 | 8,609 | 0.004 |
| NATIONAL CAPITAL PLANNING COMMISSION | 0 | 146 | 0.001 | 0 | 50 | 0.000 |
| NATL FOUNDATION ON ARTS AND HUMANITIES | 151 | 684 | 0.003 | 429 | 1,554 | 0.001 |
| NATIONAL GALLERY OF ART | 0 | 646 | 0.003 | 0 | 4,247 | 0.002 |
| NATIONAL LABOR RELATIONS BOARD | 358 | 1,322 | 0.006 | 648 | 4,535 | 0.002 |
| NATIONAL MEDIATION BOARD | 135 | 320 | 0.001 | 692 | 1,990 | 0.001 |
| NATIONAL SCIENCE FOUNDATION | 726 | 2,038 | 0.010 | 25,395 | 197,439 | 0.099 |
| NATIONAL TRANSPORTATION SAFETY BOARD | 0 | 303 | 0.001 | 0 | 1,149 | 0.001 |
| NUCLEAR REGULATORY COMMISSION | 1,021 | 4,167 | 0.020 | 10,974 | 54,340 | 0.027 |
| OCCUPATIONAL SAFETY & HEALTH REVIEW COMM | 166 | 452 | 0.002 | 79 | 304 | 0.000 |
| OFFICE OF PERSONNEL MANAGEMENT | 3,189 | 11,638 | 0.055 | 4,208 | 287,498 | 0.144 |
| PEACE CORP | 3,980 | 12,326 | 0.058 | 7,960 | 27,144 | 0.014 |
| PENNSYLVANIA AVENUE DEVELOPMENT CORP | 87 | 97 | 0.000 | 1,739 | 3,611 | 0.002 |
| RAILROAD RETIREMENT BOARD | 652 | 2,176 | 0.010 | 6,038 | 10,652 | 0.005 |
| SECURITIES EXCHANGE COMMISSION | 419 | 1,814 | 0.008 | 2,363 | 10,564 | 0.005 |
| SELECTIVE SERVICE SYSTEM | 400 | 1,174 | 0.005 | 778 | 1,983 | 0.001 |
| SMALL BUSINESS ADMINISTRATION | 1,915 | 9,046 | 0.042 | 4,782 | 29,965 | 0.015 |
| SMITHSONIAN INSTITUTION | 4,571 | 8,992 | 0.042 | 7,503 | 37,483 | 0.019 |
| TENNESSEE VALLEY AUTHORITY | 37,409 | 176,811 | 0.828 | 508,759 | 2,407,867 | 1.204 |
| U.S. INFORMATION AGENCY | 8,580 | 29,526 | 0.138 | 34,627 | 98,194 | 0.049 |
| US ARMS CONTROL & DISARMAMENTS AGENCY | 29 | 167 | 0.001 | 625 | 1,735 | 0.001 |
| VETERANS ADMINISTRATION | 525,512 | 2,020,460 | 9.462 | 1,056,711 | 2,990,075 | 1.495 |

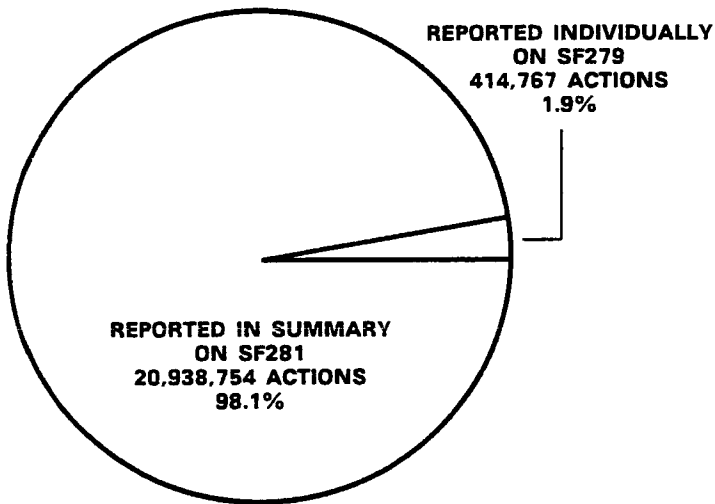
BY EXECUTIVE DEPARTMENT AND AGENCY
1986 and Year to Date

| Actions Reported Individually on SF279 | | | | | | Actions Reported in Summary on SF281 | | | | | |
|--|---------|---------|------------|-------------|----------|--------------------------------------|------------|---------|------------|-------------|----------|
| 4st Q | YTD | YTD % | 4Q \$(000) | YTD \$(000) | YTD % \$ | 4th Q | YTD | YTD % | 4Q \$(000) | YTD \$(000) | YTD % \$ |
| 122,528 | 414,767 | 100.000 | 45,257,160 | 182,558,799 | 100.000 | 7,063,443 | 20,938,754 | 100.000 | 5,985,856 | 17,395,530 | 100.000 |
| 20 | 78 | 0.019 | 485 | 8,539 | 0.005 | 565 | 1,451 | 0.007 | 1,514 | 3,841 | 0.022 |
| 6,036 | 16,903 | 4.075 | 670,920 | 2,044,465 | 1.120 | 474,991 | 1,292,709 | 6.174 | 192,085 | 501,018 | 2.880 |
| 1,053 | 3,816 | 0.920 | 85,289 | 334,653 | 0.183 | 30,500 | 124,648 | 0.595 | 23,043 | 103,233 | 0.593 |
| 81,765 | 256,122 | 61.751 | 37,225,584 | 145,896,606 | 79.918 | 5,136,529 | 14,180,721 | 67.725 | 4,759,691 | 13,087,282 | 75.234 |
| 174 | 433 | 0.104 | 50,398 | 143,247 | 0.078 | 1,065 | 5,087 | 0.024 | 1,391 | 6,073 | 0.035 |
| 2,232 | 7,080 | 1.707 | 2,102,602 | 13,872,983 | 7.599 | 5,907 | 38,740 | 0.185 | 10,018 | 43,576 | 0.251 |
| 1,427 | 4,616 | 1.113 | 310,611 | 1,092,066 | 0.598 | 238,837 | 796,681 | 3.805 | 146,540 | 491,028 | 2.823 |
| 170 | 501 | 0.121 | 36,272 | 100,654 | 0.055 | 3,609 | 11,820 | 0.056 | 5,223 | 10,444 | 0.060 |
| 2,766 | 8,924 | 2.152 | 193,239 | 1,011,286 | 0.554 | 201,509 | 463,825 | 2.215 | 95,726 | 226,052 | 1.299 |
| 235 | 1,357 | 0.327 | 115,777 | 323,690 | 0.177 | 194,873 | 697,768 | 3.332 | 54,573 | 208,967 | 1.201 |
| 419 | 1,648 | 0.397 | 222,899 | 545,389 | 0.299 | 8,061 | 31,608 | 0.151 | 9,461 | 35,353 | 0.203 |
| 814 | 1,647 | 0.397 | 149,121 | 341,648 | 0.187 | 6,201 | 18,350 | 0.088 | 17,781 | 49,371 | 0.284 |
| 1,346 | 5,505 | 1.327 | 363,137 | 1,221,227 | 0.669 | 71,912 | 239,665 | 1.145 | 101,956 | 280,575 | 1.613 |
| 390 | 2,145 | 0.517 | 73,578 | 307,908 | 0.169 | 39,049 | 138,199 | 0.660 | 70,096 | 207,108 | 1.191 |
| 20 | 41 | 0.010 | 1,101 | 3,075 | 0.002 | 535 | 1,425 | 0.007 | 397 | 863 | 0.005 |
| 0 | 4 | 0.001 | 0 | 100 | 0.000 | 0 | 493 | 0.002 | 0 | 183 | 0.001 |
| 264 | 924 | 0.223 | 80,588 | 361,037 | 0.198 | 2,191 | 4,178 | 0.020 | 16,467 | 29,374 | 0.169 |
| 3 | 3 | 0.001 | 88 | 88 | 0.000 | 2,514 | 5,567 | 0.027 | 2,148 | 3,466 | 0.020 |
| 0 | 1 | 0.000 | 0 | 11 | 0.000 | 0 | 74 | 0.000 | 0 | 94 | 0.001 |
| 0 | 0 | 0.000 | 0 | 0 | 0.000 | 0 | 0 | 0.000 | 0 | 0 | 0.000 |
| 8 | 33 | 0.008 | 801 | 4,997 | 0.003 | 559 | 1,956 | 0.009 | 522 | 1,896 | 0.011 |
| 7 | 27 | 0.007 | 296 | 1,446 | 0.001 | 394 | 1,335 | 0.006 | 1,247 | 3,067 | 0.018 |
| 2,162 | 6,026 | 1.453 | 169,762 | 606,266 | 0.332 | 11,582 | 37,079 | 0.177 | 12,747 | 37,938 | 0.218 |
| 235 | 665 | 0.160 | 735 | 23,963 | 0.013 | 731 | 2,585 | 0.012 | 862 | 3,352 | 0.019 |
| 4 | 46 | 0.011 | 230 | 3,848 | 0.002 | 231 | 912 | 0.004 | 571 | 2,491 | 0.014 |
| 4 | 17 | 0.004 | 287 | 894 | 0.000 | 388 | 1,055 | 0.005 | 213 | 531 | 0.003 |
| 248 | 537 | 0.129 | 65,985 | 185,141 | 0.101 | 2,152 | 5,983 | 0.029 | 4,469 | 10,914 | 0.063 |
| 0 | 4 | 0.001 | 0 | 128 | 0.000 | 632 | 1,881 | 0.009 | 167 | 451 | 0.003 |
| 0 | 7 | 0.002 | 0 | 207 | 0.000 | 0 | 94 | 0.000 | 0 | 86 | 0.000 |
| 0 | 4 | 0.001 | 0 | 103 | 0.000 | 126 | 385 | 0.002 | 79 | 371 | 0.002 |
| 0 | 2 | 0.000 | 0 | 75 | 0.000 | 46 | 164 | 0.001 | 64 | 198 | 0.001 |
| 14 | 44 | 0.011 | 949 | 4,356 | 0.002 | 783 | 2,613 | 0.012 | 1,118 | 3,458 | 0.020 |
| 4,570 | 34,609 | 8.344 | 461,989 | 2,026,024 | 1.110 | 23,626 | 496,120 | 2.369 | 31,223 | 455,202 | 2.617 |
| 1 | 14 | 0.003 | 48 | 593 | 0.000 | 197 | 876 | 0.004 | 271 | 1,210 | 0.007 |
| 9 | 23 | 0.006 | 260 | 1,690 | 0.001 | 280 | 887 | 0.004 | 259 | 713 | 0.004 |
| 0 | 1 | 0.000 | 0 | 25 | 0.000 | 451 | 1,658 | 0.008 | 443 | 2,093 | 0.012 |
| 3,545 | 11,911 | 2.872 | 1,589,346 | 7,326,802 | 4.013 | 24,075 | 87,378 | 0.417 | 30,196 | 166,239 | 0.956 |
| 25 | 82 | 0.020 | 2,328 | 4,736 | 0.003 | 1,604 | 7,444 | 0.036 | 1,440 | 3,873 | 0.022 |
| 0 | 0 | 0.000 | 0 | 0 | 0.000 | 0 | 146 | 0.001 | 0 | 50 | 0.000 |
| 2 | 18 | 0.004 | 58 | 865 | 0.000 | 149 | 666 | 0.003 | 371 | 689 | 0.004 |
| 0 | 28 | 0.007 | 0 | 926 | 0.001 | 0 | 620 | 0.003 | 0 | 3,321 | 0.019 |
| 4 | 34 | 0.008 | 211 | 2,908 | 0.002 | 354 | 1,288 | 0.006 | 437 | 1,627 | 0.009 |
| 53 | 156 | 0.038 | 495 | 1,767 | 0.001 | 82 | 164 | 0.001 | 197 | 223 | 0.001 |
| 101 | 267 | 0.064 | 24,136 | 193,682 | 0.106 | 625 | 1,771 | 0.008 | 1,259 | 3,757 | 0.022 |
| 0 | 5 | 0.001 | 0 | 691 | 0.000 | 0 | 298 | 0.001 | 0 | 458 | 0.003 |
| 125 | 356 | 0.086 | 9,821 | 48,275 | 0.026 | 896 | 3,811 | 0.018 | 1,153 | 6,065 | 0.035 |
| 1 | 6 | 0.001 | 46 | 111 | 0.000 | 165 | 446 | 0.002 | 33 | 193 | 0.001 |
| 22 | 369 | 0.089 | 1,597 | 280,286 | 0.154 | 3,167 | 11,269 | 0.054 | 2,611 | 7,212 | 0.041 |
| 63 | 223 | 0.054 | 3,276 | 13,706 | 0.008 | 3,917 | 12,103 | 0.058 | 4,684 | 13,438 | 0.077 |
| 1 | 11 | 0.003 | 1,445 | 3,317 | 0.002 | 86 | 86 | 0.000 | 294 | 294 | 0.002 |
| 9 | 37 | 0.009 | 5,526 | 8,416 | 0.005 | 643 | 2,139 | 0.010 | 512 | 2,236 | 0.013 |
| 6 | 39 | 0.009 | 1,652 | 8,147 | 0.004 | 413 | 1,775 | 0.008 | 711 | 2,417 | 0.014 |
| 7 | 14 | 0.003 | 316 | 639 | 0.000 | 393 | 1,160 | 0.006 | 462 | 1,344 | 0.008 |
| 55 | 214 | 0.052 | 2,598 | 20,744 | 0.011 | 1,860 | 8,832 | 0.042 | 2,184 | 9,221 | 0.053 |
| 106 | 432 | 0.104 | 5,276 | 28,582 | 0.016 | 4,465 | 8,560 | 0.041 | 2,227 | 8,901 | 0.051 |
| 790 | 4,483 | 1.081 | 466,942 | 2,255,038 | 1.235 | 36,619 | 172,328 | 0.823 | 41,817 | 152,829 | 0.879 |
| 330 | 918 | 0.221 | 25,293 | 68,730 | 0.038 | 8,250 | 28,608 | 0.137 | 9,334 | 29,464 | 0.169 |
| 9 | 18 | 0.004 | 523 | 1,332 | 0.001 | 20 | 149 | 0.001 | 102 | 403 | 0.002 |
| 10,878 | 41,339 | 9.967 | 733,244 | 1,820,671 | 0.997 | 514,634 | 1,979,121 | 9.452 | 323,467 | 1,169,404 | 6.722 |

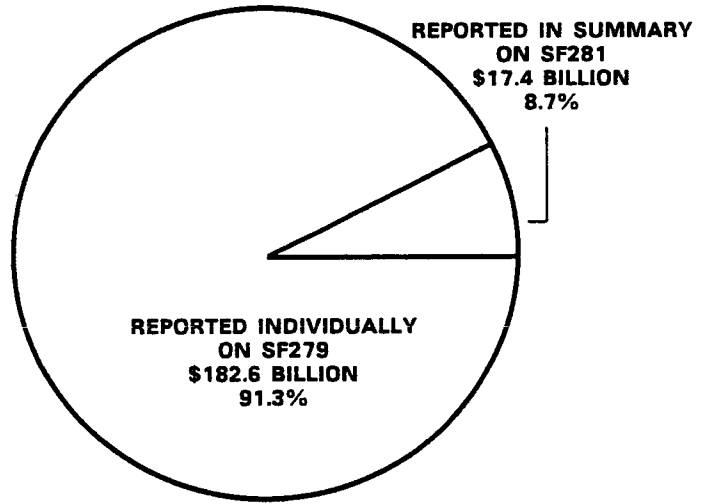
SF279/SF281 COMPARISON

Fourth Quarter Fiscal Year 1986 Year to Date

ACTIONS



DOLLARS

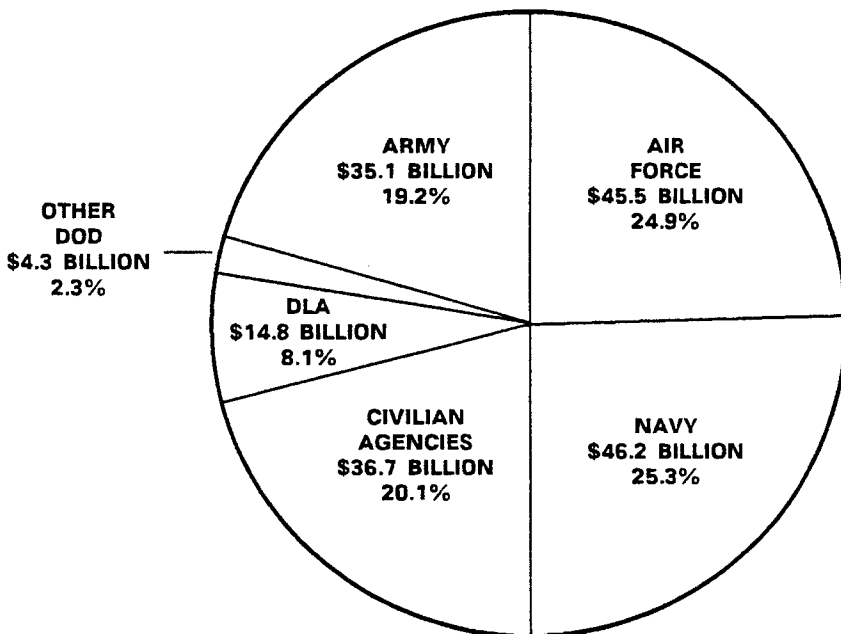
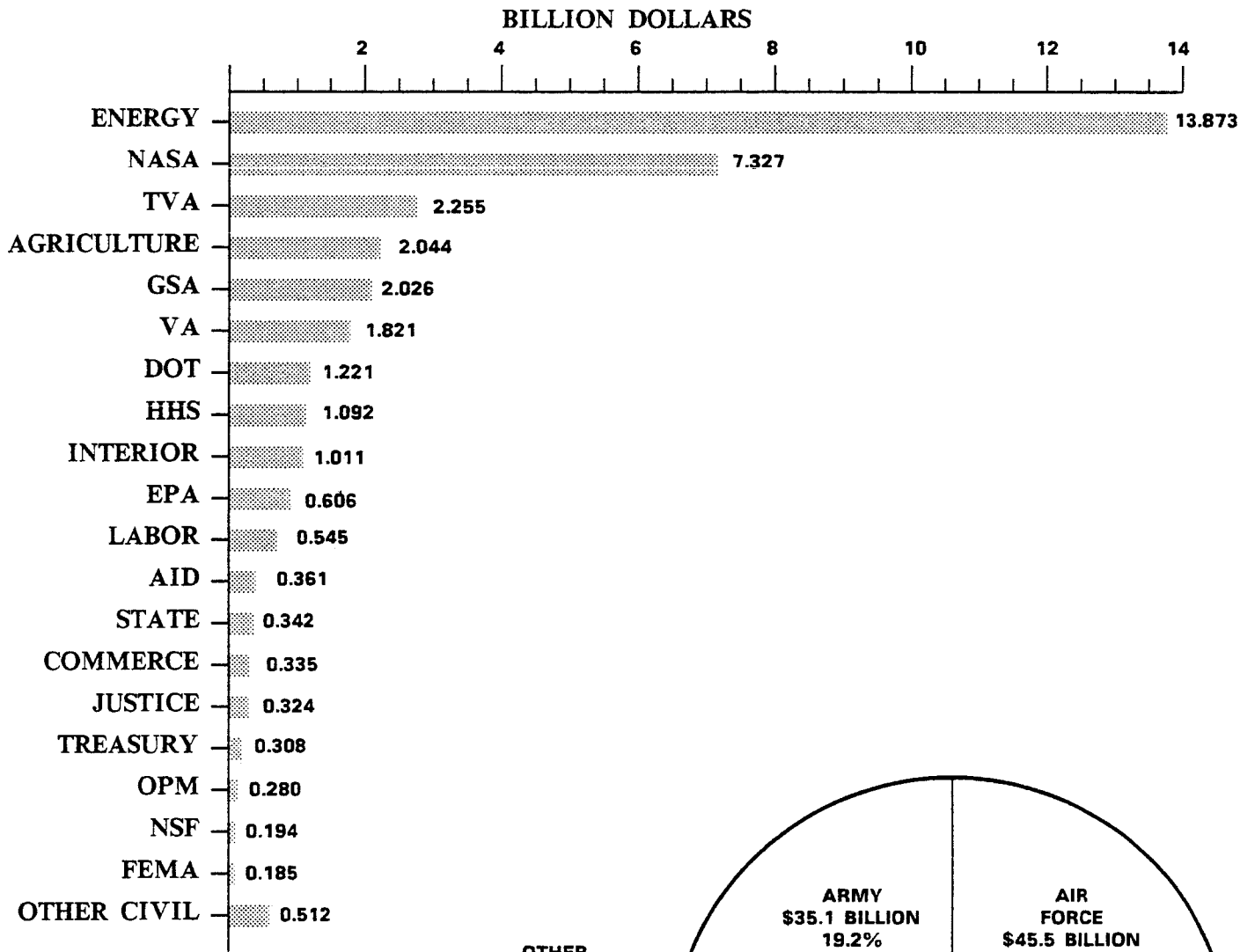


TOTAL ACTIONS 21,353,521

TOTAL DOLLARS BILLIONS \$ 200.0

CONTRACT DOLLARS BY EXECUTIVE DEPARTMENTS AND AGENCIES

Actions Reported Individually on SF279
Fourth Quarter Fiscal Year 1986 Year to Date



TOTAL DOLLARS BILLIONS \$182.6

FEDERAL PROCUREMENT BY STATE

Actions Reported Individually on SF279

Fourth Quarter Fiscal Year 1986 Year to Date

| State | Number of Procurement Actions | Total Dollars (000) | Percent of Total Dollars | Dollar Rank | Rank Last Fiscal Yearend |
|---------------------|-------------------------------|---------------------|--------------------------|-------------|--------------------------|
| Total Federal..... | 414,767 | 182,558,799 | 100.000 | | |
| ALABAMA..... | 7,026 | 2,173,315 | 1.190 | 25 | 26 |
| ALASKA..... | 2,270 | 681,134 | 0.373 | 37 | 38 |
| ARIZONA..... | 5,402 | 2,970,327 | 1.627 | 15 | 23 |
| ARKANSAS..... | 2,280 | 979,147 | 0.536 | 33 | 35 |
| CALIFORNIA..... | 56,090 | 33,699,641 | 18.460 | 1 | 1 |
| COLORADO..... | 6,994 | 2,840,992 | 1.556 | 17 | 19 |
| CONNECTICUT..... | 9,770 | 5,779,946 | 3.166 | 10 | 9 |
| DELAWARE..... | 683 | 235,974 | 0.129 | 47 | 45 |
| WASHINGTON DC..... | 11,470 | 2,248,184 | 1.231 | 24 | 25 |
| FLORIDA..... | 14,676 | 6,997,303 | 3.833 | 5 | 8 |
| GEORGIA..... | 8,307 | 4,028,951 | 2.207 | 12 | 14 |
| HAWAII..... | 2,530 | 598,519 | 0.328 | 39 | 40 |
| IDAHO..... | 1,569 | 520,611 | 0.285 | 40 | 41 |
| ILLINOIS..... | 11,259 | 2,649,857 | 1.452 | 22 | 20 |
| INDIANA..... | 6,361 | 2,754,864 | 1.509 | 20 | 15 |
| IOWA..... | 2,870 | 762,644 | 0.418 | 36 | 39 |
| KANSAS..... | 3,820 | 2,111,832 | 1.157 | 27 | 24 |
| KENTUCKY..... | 3,679 | 2,855,402 | 1.564 | 16 | 32 |
| LOUISIANA..... | 3,493 | 2,132,293 | 1.168 | 26 | 17 |
| MAINE..... | 1,280 | 613,921 | 0.336 | 38 | 33 |
| MARYLAND..... | 20,572 | 6,273,419 | 3.436 | 9 | 7 |
| MASSACHUSETTS..... | 14,520 | 9,248,765 | 5.066 | 4 | 5 |
| MICHIGAN..... | 8,881 | 2,713,409 | 1.486 | 21 | 16 |
| MINNESOTA..... | 6,090 | 2,589,905 | 1.419 | 23 | 22 |
| MISSISSIPPI..... | 3,640 | 1,790,979 | 0.981 | 28 | 29 |
| MISSOURI..... | 7,456 | 6,415,730 | 3.514 | 8 | 4 |
| MONTANA..... | 1,736 | 128,889 | 0.071 | 51 | 49 |
| NEBRASKA..... | 2,257 | 422,219 | 0.231 | 44 | 44 |
| NEVADA..... | 1,345 | 828,014 | 0.454 | 35 | 34 |
| NEW HAMPSHIRE..... | 1,824 | 492,779 | 0.270 | 41 | 37 |
| NEW JERSEY..... | 12,958 | 3,796,931 | 2.080 | 13 | 13 |
| NEW MEXICO..... | 3,111 | 2,834,501 | 1.553 | 18 | 21 |
| NEW YORK..... | 21,275 | 10,957,009 | 6.002 | 3 | 3 |
| NORTH CAROLINA..... | 6,759 | 1,417,260 | 0.776 | 30 | 30 |
| NORTH DAKOTA..... | 927 | 279,819 | 0.153 | 45 | 46 |
| OHIO..... | 14,792 | 6,493,165 | 3.557 | 7 | 10 |
| OKLAHOMA..... | 3,057 | 897,502 | 0.492 | 34 | 36 |
| OREGON..... | 5,032 | 490,741 | 0.269 | 42 | 43 |
| PENNSYLVANIA..... | 14,866 | 5,220,898 | 2.860 | 11 | 12 |
| RHODE ISLAND..... | 1,761 | 428,278 | 0.235 | 43 | 42 |
| SOUTH CAROLINA..... | 3,670 | 1,727,833 | 0.946 | 29 | 27 |
| SOUTH DAKOTA..... | 1,327 | 188,612 | 0.103 | 48 | 51 |
| TENNESSEE..... | 5,057 | 2,780,900 | 1.523 | 19 | 18 |
| TEXAS..... | 19,281 | 12,492,960 | 6.843 | 2 | 2 |
| UTAH..... | 2,819 | 1,235,758 | 0.677 | 32 | 31 |
| VERMONT..... | 823 | 140,779 | 0.077 | 50 | 50 |
| VIRGINIA..... | 27,071 | 6,644,092 | 3.639 | 6 | 6 |
| WASHINGTON..... | 9,049 | 3,706,088 | 2.030 | 14 | 11 |
| WEST VIRGINIA..... | 2,103 | 274,281 | 0.150 | 46 | 47 |
| WISCONSIN..... | 5,813 | 1,356,176 | 0.743 | 31 | 28 |
| WYOMING..... | 933 | 163,359 | 0.089 | 49 | 48 |
| Other..... | 22,133 | 10,492,892 | 5.748 | | |

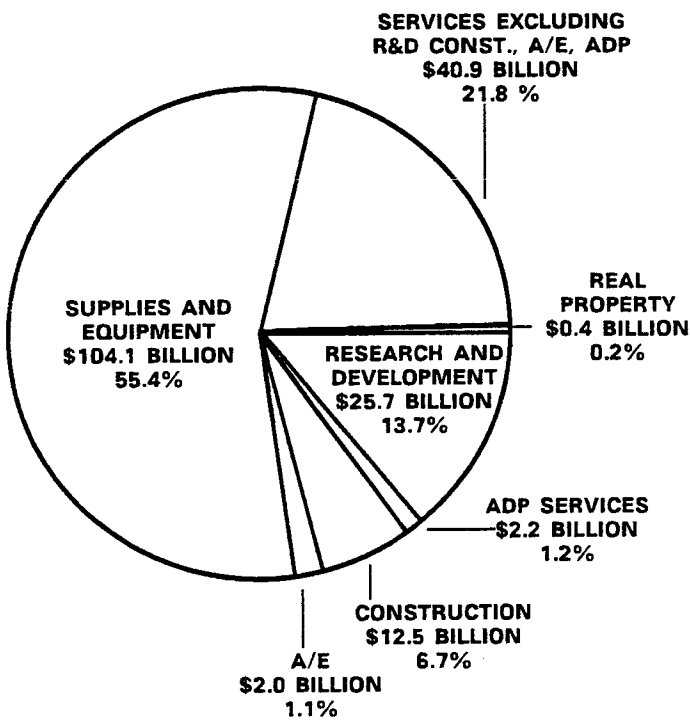
FEDERAL PROCUREMENT BY MAJOR PRODUCT/SERVICE CATEGORY

Actions Reported Individually on SF279

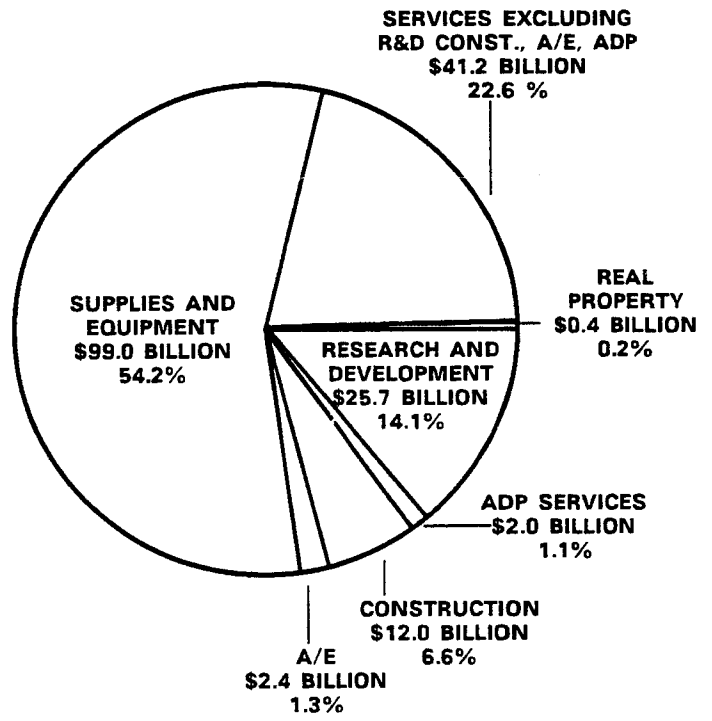
Fiscal Year 1985 and Fourth Quarter Fiscal Year 1986 Year to Date

1985

1986 YTD



TOTAL DOLLARS BILLIONS \$187.8



TOTAL DOLLARS BILLIONS \$182.7

RESEARCH AND DEVELOPMENT - SUMMARY BY R & D CATEGORY

Actions Reported Individually on SF279
Fourth Quarter Fiscal Year 1986 and Year to Date

| | Fourth Quarter | | Year to Date | |
|---|-------------------|---------------|-------------------|---------------|
| | Number of Actions | Dollars (000) | Number of Actions | Dollars (000) |
| TOTAL FEDERAL RESEARCH AND DEVELOPMENT..... | 10,822 | 4,690,726 | 34,448 | 25,672,937 |
| AA Agriculture..... | 20 | 1,294 | 36 | 4,174 |
| AB Community Services & Development..... | 2 | 251 | 5 | 341 |
| AC Defense Systems..... | 3,253 | 2,346,811 | 10,138 | 14,446,313 |
| AD Defense - Other..... | 2,960 | 763,436 | 9,200 | 2,771,267 |
| AE Economic Growth & Productivity..... | 15 | 599 | 35 | 3,216 |
| AF Education..... | 39 | 9,960 | 95 | 17,684 |
| AG Energy..... | 673 | 187,163 | 1,755 | 783,295 |
| AH Environment..... | 382 | 51,549 | 1,067 | 164,968 |
| AJ General Science & Technology..... | 321 | 50,805 | 1,240 | 236,619 |
| AK Housing..... | 1 | 25 | 3 | 7 |
| AL Income Security..... | 0 | 0 | 2 | 5 |
| AM International Affairs & Cooperation..... | 2 | 210 | 6 | 457 |
| AN Medical..... | 394 | 86,590 | 1,462 | 399,481 |
| AP Natural Resources..... | 46 | 2,535 | 156 | 12,961 |
| AQ Social Services..... | 1 | 19 | 28 | 901 |
| AR Space..... | 1,389 | 916,209 | 5,036 | 5,049,236 |
| AS Transportation - Modal..... | 76 | 6,257 | 196 | 13,801 |
| AT Transportation - General..... | 136 | 8,519 | 499 | 42,493 |
| AU Transportation - Commodity..... | 0 | 0 | 14 | 766 |
| AV Mining..... | 12 | 7,662 | 21 | 9,018 |
| AZ Other R & D..... | 1,100 | 250,832 | 3,454 | 1,715,934 |

OTHER SERVICES AND CONSTRUCTION - SUMMARY BY SERVICE CATEGORY

**Actions Reported Individually on SF279
Fourth Quarter Fiscal Year 1986 and Year to Date**

| | Fourth Quarter | | Year to Date | |
|---|-------------------|---------------|-------------------|---------------|
| | Number of Actions | Dollars (000) | Number of Actions | Dollars (000) |
| TOTAL FEDERAL OTHER SERVICES AND CONSTRUCTION | 50,981 | 14,854,824 | 166,619 | 57,867,566 |
| F Natural Resource Management..... | 1,978 | 109,161 | 5,625 | 331,113 |
| G Social Services..... | 341 | 88,261 | 2,142 | 493,580 |
| H Quality Control, Testing and Inspection Services..... | 499 | 116,106 | 1,714 | 634,695 |
| J Maintenance, Repair and Rebuilding of Equipment..... | 5,136 | 1,388,377 | 23,260 | 5,725,254 |
| K Modification of Equipment..... | 550 | 851,932 | 1,720 | 1,967,213 |
| L Technical Representative Services..... | 481 | 254,932 | 2,238 | 824,190 |
| M Operation of Government-Owned Facility | 1,187 | 2,156,719 | 3,901 | 14,893,463 |
| N Installation of Equipment..... | 352 | 131,651 | 1,107 | 370,725 |
| P Salvage Service..... | 284 | 29,487 | 741 | 108,518 |
| Q Medical Service..... | 4,064 | 148,987 | 16,831 | 612,257 |
| R Professional, Technical and Management Services..... | 13,262 | 2,656,009 | 42,052 | 10,096,648 |
| S Utilities and Housekeeping Services..... | 4,559 | 1,407,990 | 19,931 | 5,507,859 |
| T Photographic, Mapping, Printing And Publication Services..... | 649 | 60,294 | 2,214 | 235,745 |
| U Training Services..... | 972 | 238,743 | 3,279 | 845,797 |
| V Transportation and Travel..... | 965 | 387,132 | 4,334 | 1,758,635 |
| W Lease or Rental of Equipment..... | 1,072 | 155,636 | 6,872 | 1,119,406 |
| X Lease or Rental of Facilities..... | 192 | 35,192 | 13,678 | 403,410 |
| Y Construction of Structures and Facilities | 5,330 | 2,690,671 | 14,450 | 7,668,437 |
| Z Maintenance, Repair or Alteration of Real Property..... | 9,108 | 1,947,544 | 22,530 | 4,290,643 |

SUPPLIES AND EQUIPMENT - SUMMARY BY FSC GROUP

Actions Reported Individually on SF279
Fourth Quarter Fiscal Year 1986 and Year to Date

| | Fourth Quarter | | Year to Date | |
|--|-------------------|---------------|-------------------|---------------|
| | Number of Actions | Dollars (000) | Number of Actions | Dollars (000) |
| TOTAL FEDERAL SUPPLIES AND EQUIPMENT..... | 60,725 | 25,711,610 | 191,700 | 98,998,274 |
| 10 Weapons..... | 522 | 441,042 | 1,790 | 1,331,416 |
| 11 Nuclear Ordnance..... | 20 | 7,365 | 44 | 95,424 |
| 12 Fire Control Equipment..... | 652 | 415,230 | 2,287 | 1,714,260 |
| 13 Ammunition & Explosives..... | 648 | 1,264,923 | 1,830 | 3,754,356 |
| 14 Guided Missiles..... | 1,079 | 2,687,335 | 3,440 | 10,398,648 |
| 15 Aircraft & Airframe Structure..... | 1,961 | 2,987,302 | 6,459 | 17,994,998 |
| 16 Aircraft Components & Accessories..... | 2,228 | 1,020,599 | 6,942 | 2,736,013 |
| 17 Aircraft Launching, Landing & Ground Handling Equipment..... | 311 | 135,072 | 820 | 416,069 |
| 18 Space Vehicles..... | 141 | 234,507 | 414 | 1,025,441 |
| 19 Ships, Small Craft, Pontoons & Floating Docks..... | 497 | 1,059,981 | 2,138 | 4,498,023 |
| 20 Ship & Marine Equipment..... | 232 | 44,826 | 728 | 281,722 |
| 22 Railway Equipment..... | 8 | 1,242 | 28 | 4,359 |
| 23 Ground Effect & Motor Vehicles, Trailers & Cycles..... | 345 | 660,199 | 1,178 | 3,179,646 |
| 24 Tractors..... | 37 | 13,122 | 127 | 65,676 |
| 25 Vehicular Equipment Components..... | 640 | 606,939 | 2,534 | 1,292,062 |
| 26 Tires & Tubes..... | 61 | 16,744 | 335 | 102,323 |
| 28 Engines, Turbines & Components..... | 2,378 | 1,909,747 | 7,066 | 7,044,640 |
| 29 Engine Accessories..... | 1,034 | 202,591 | 3,261 | 505,630 |
| 30 Mechanical Power Transmission Equipment..... | 349 | 46,478 | 1,105 | 130,487 |
| 31 Bearings..... | 322 | 53,256 | 1,047 | 120,365 |
| 32 Woodworking Machinery and Equipment..... | 8 | 390 | 29 | 1,715 |
| 34 Metalworking Machinery..... | 438 | 83,294 | 1,168 | 195,958 |
| 35 Service & Trade Equipment..... | 73 | 10,651 | 279 | 32,347 |
| 36 Special Industrial Machinery..... | 406 | 55,662 | 1,361 | 135,674 |
| 37 Agricultural Machinery & Equipment..... | 56 | 2,377 | 163 | 6,646 |
| 38 Construction, Mining, Excavating & Highway Maint Equip..... | 179 | 80,587 | 564 | 253,971 |
| 39 Materials Handling Equipment..... | 331 | 136,544 | 1,014 | 366,046 |
| 40 Rope, Cable, Chain and Fittings..... | 120 | 10,647 | 434 | 39,378 |
| 41 Refrigeration, Air Condition & Air Circulation Equipment..... | 316 | 43,819 | 1,170 | 143,211 |
| 42 Fire-Fighting, Rescue & Safety Equipment..... | 257 | 74,039 | 817 | 263,548 |
| 43 Pumps and Compressors..... | 658 | 104,918 | 1,890 | 240,155 |
| 44 Furnace, Steam Plant & Drying Equip: Nuclear Reacto..... | 190 | -1,815 | 820 | 902,291 |
| 45 Plumbing, Heating & Sanitation Equipment..... | 121 | 9,711 | 374 | 33,785 |
| 46 Water Purification & Sewage Treatment Equipment..... | 34 | 13,296 | 129 | 31,700 |
| 47 Pipe, Tubing, Hose & Fittings..... | 552 | 41,949 | 1,642 | 129,780 |
| 48 Valves..... | 713 | 61,848 | 1,973 | 162,798 |
| 49 Maintenance & Repair Ship Equipment..... | 819 | 249,825 | 2,599 | 590,346 |
| 51 Hand Tools..... | 398 | 21,952 | 1,699 | 86,195 |
| 52 Measuring Tools..... | 63 | 2,517 | 161 | 6,516 |
| 53 Hardware & Abrasives..... | 721 | 54,354 | 2,394 | 159,709 |

SUPPLIES AND EQUIPMENT - SUMMARY BY FSC GROUP—Continued

Actions Reported Individually on SF279
Fourth Quarter Fiscal Year 1986 and Year to Date

| | Fourth Quarter | | Year to Date | |
|---|-------------------|---------------|-------------------|---------------|
| | Number of Actions | Dollars (000) | Number of Actions | Dollars (000) |
| 54 Prefabricated Structures & Scaffolding..... | 260 | 67,143 | 659 | 146,981 |
| 55 Lumber, Millwork, Plywood & Veneer..... | 146 | 6,544 | 697 | 31,492 |
| 56 Construction & Building Material..... | 257 | 22,105 | 900 | 90,545 |
| 58 Communication, Detection & Coherent Radiation Equipment..... | 4,570 | 3,120,779 | 12,904 | 10,302,839 |
| 59 Electrical/Electronic Equipment Components..... | 2,323 | 547,405 | 8,088 | 1,639,958 |
| 60 Fiber Optics Materials, Components, Assemblies & Accs..... | 54 | 6,814 | 118 | 17,125 |
| 61 Electric Wire & Power Distribution Equipment..... | 1,212 | 331,852 | 3,910 | 845,146 |
| 62 Lighting Fixtures & Lamps..... | 258 | 23,060 | 933 | 77,928 |
| 63 Alarm & Signal Systems..... | 134 | 38,854 | 332 | 62,029 |
| 65 Medical, Dental & Veterinarian Equipment & Supplies..... | 4,107 | 398,822 | 13,125 | 1,175,085 |
| 66 Instruments & Laboratory Equipment..... | 3,613 | 730,422 | 9,643 | 1,843,987 |
| 67 Photographic Equipment..... | 434 | 59,009 | 1,553 | 179,385 |
| 68 Chemicals & Chemical Products..... | 433 | 31,405 | 1,986 | 139,436 |
| 69 Training Aids & Devices..... | 303 | 321,576 | 987 | 1,019,516 |
| 70 General Purpose ADP Equip, Software, Supplies & Support..... | 9,066 | 1,318,752 | 21,000 | 3,194,889 |
| 71 Furniture..... | 1,821 | 136,676 | 4,721 | 301,925 |
| 72 Household & Commercial Furnishings & Appliances..... | 379 | 21,609 | 1,334 | 63,891 |
| 73 Food Preparation & Service Equipment..... | 396 | 24,659 | 1,699 | 89,940 |
| 74 Office Machines & Visible Record Equipment..... | 333 | 27,361 | 1,027 | 83,188 |
| 75 Office Supplies & Devices..... | 1,198 | 41,482 | 5,743 | 183,692 |
| 76 Books, Maps & Other Publications..... | 262 | 51,312 | 979 | 117,569 |
| 77 Musical Instruments, Phonographs & Home-type Radios..... | 21 | 1,316 | 54 | 2,160 |
| 78 Recreational & Athletic Equipment..... | 61 | 2,979 | 134 | 5,067 |
| 79 Cleaning Equipment & Supplies..... | 394 | 17,296 | 1,565 | 68,202 |
| 80 Brushes, Paints, Sealers & Adhesives..... | 303 | 10,981 | 1,553 | 53,523 |
| 81 Containers, Packaging & Packing Supplies..... | 518 | 67,105 | 2,140 | 213,045 |
| 83 Textiles, Leather, Fur, Apparel, Shoe Find, Tents & Flags..... | 120 | 39,760 | 503 | 259,776 |
| 84 Clothing, Individual Equipment & Insignia..... | 448 | 354,841 | 1,546 | 946,719 |
| 85 Toiletries..... | 380 | 17,543 | 1,355 | 63,634 |
| 87 Agricultural Supplies..... | 92 | 6,877 | 339 | 19,982 |
| 88 Live Animals..... | 7 | 286 | 43 | 4,106 |
| 89 Subsistence..... | 4,850 | 854,867 | 17,158 | 2,810,783 |
| 91 Fuel, Lubricants, Oils & Waxes..... | 863 | 1,799,987 | 4,596 | 11,558,215 |
| 93 Nonmetallic Fabricated Materials..... | 132 | 35,938 | 658 | 95,616 |
| 94 Nonmetallic Crude Materials..... | 1 | 191 | 13 | 794 |
| 95 Metal Bars, Sheets & Shapes..... | 239 | 14,680 | 979 | 82,945 |
| 96 Ores, Minerals & Their Primary Products..... | 25 | 75,026 | 73 | 200,849 |
| 99 Miscellaneous..... | 694 | 215,856 | 2,296 | 529,432 |
| E Real Property, Purchase..... | 100 | 3,375 | 104 | 3,553 |

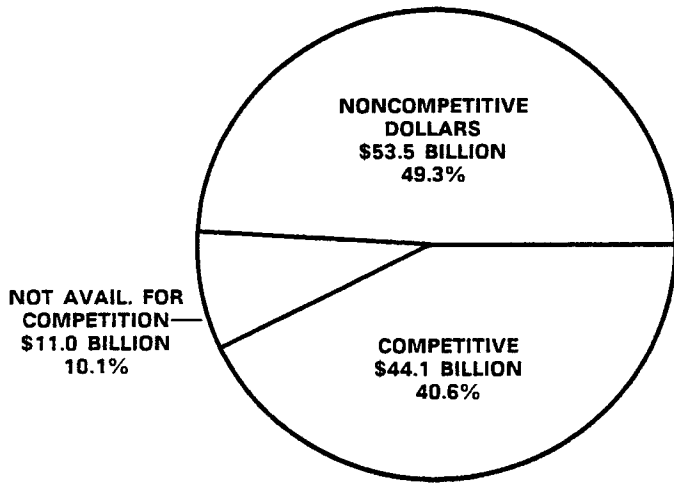
DEGREE OF COMPETITIVENESS

Actions Reported Individually on SF279

(Dollars are in Billions)

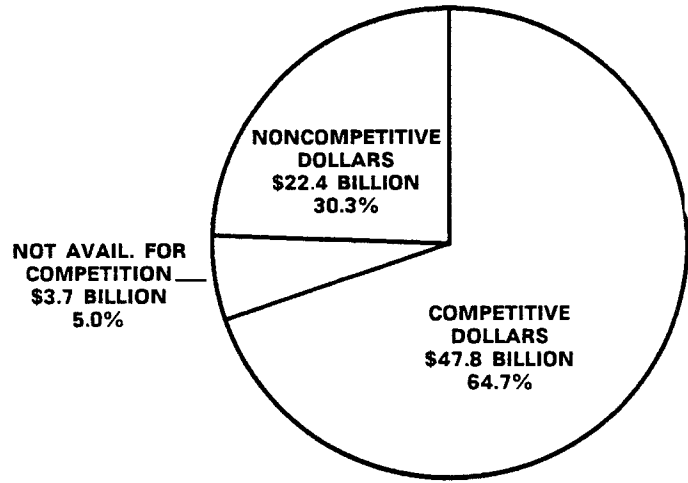
Fourth Quarter Fiscal Year 1986

PRE-CICA ACTIONS REPORTED INDIVIDUALLY ON SF279



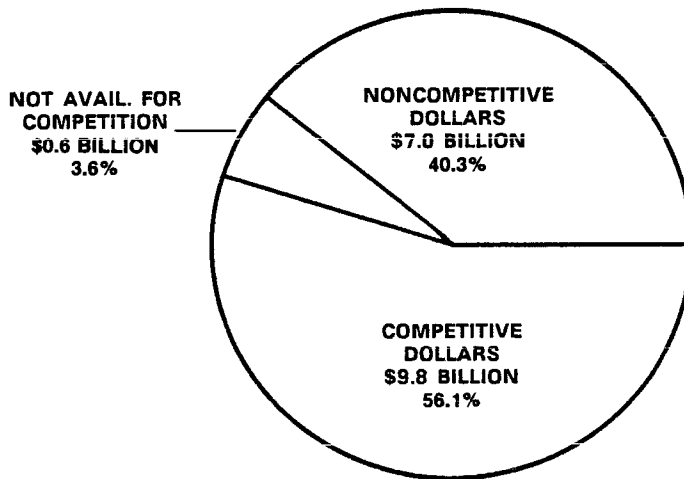
TOTAL DOLLARS BILLIONS \$108.7

POST-CICA ACTIONS REPORTED INDIVIDUALLY ON SF279



TOTAL DOLLARS BILLIONS \$73.9

ACTIONS REPORTED IN SUMMARY ON SF281



TOTAL DOLLARS BILLIONS \$17.4

COMPETITIVENESS STATISTICS

Fourth Quarter Fiscal Year 1986

| PROCUREMENT ACTIONS OVER \$25,000** | NUMBER OF ACTIONS | PERCENTAGE OF ACTIONS | DOLLAR OBLIGATIONS (000) | PERCENTAGE OF DOLLARS |
|--|----------------------|-----------------------------|--------------------------------|-----------------------------|
| I. Actions Available For Competition | | | | |
| A. Actions Completed (1) | 212,142 | 73% | 91,249,051 | 55% |
| B. Follow-on To Competed Actions (2) | 14,390 | 5% | 29,225,182 | 17% |
| C. Actions Not Completed (3) | 64,936 | 22% | 46,616,169 | 28% |
| D. Total Available | 291,468 | 100% | 167,090,402 | 100% |
| II. Actions Not Available for Competition (4) | 33,155 | | 14,622,463 | |
| III. Totals* | 324,623 | | 181,712,865 | |
| PROCUREMENT ACTIONS \$25,000 and Under*** | NUMBER OF ACTIONS | PERCENTAGE OF ACTIONS | DOLLAR OBLIGATIONS (000) | PERCENTAGE OF DOLLARS |
| I. Actions Available For Competition | | | | |
| A. Actions Completed (1 & 5) | 10,231,475 | 50% | 10,322,590 | 59% |
| B. Actions Not Completed (3 & 6) | 10,103,865 | 50% | 7,164,513 | 41% |
| C. Total Available | 20,335,340 | 100% | 17,487,103 | 100% |
| II. Actions Not Available for Competition (7) | 693,558 | | 754,361 | |
| III. Totals* | 21,028,898 | | 18,241,464 | |

Note 1. Includes the following three categories of competed actions under CICA: a) Full and Open Competition; b) Other than Full and Open Competition - more than one offer/bid received; and c) Full and Open Competition - only one offer/bid received. It also includes the Pre-CICA categories of Competition: (i) Two-step Formal Advertising, (ii) Other Formal Advertising, and (iii) Negotiated Competitive.

Note 2. Includes Pre-CICA - Extent of Competition Code B3 and Post-CICA - Authority for Other than Full and Open Competition, Code B.

Note 3. Includes Post-CICA - Other than Full and Open Competition - one offer/bid. Excludes authorized by statute, authorized resale and utilities (except telecommunications). It also includes Pre-CICA categories of negotiated noncompetitive excluding 8(a) Awards.

Note 4. Actions not available for Competition.
 (1) Procurement authorized/required by statute
 (2) Awards made under Section 8(a) of the Small Business Act
 (3) Utilities (excluding telecommunications)
 (4) Directed acquisition for foreign government
 (5) Brand name products for authorized resale

Note 5. Includes Formally Advertised, Two-step Formally Advertised, Negotiated Competitive, and GSA Schedule contracts, and Competitive Small Purchases (Post-CICA).

Note 6. Includes Negotiated Non-Competitive (Excluding 8(a) awards), Non-Competitive Small Purchases (Post CICA).

Note 7. Includes Directed Contracts for Foreign Governments, Tariff or Regulated Acquisitions, Another Agencies Contracts, and 8(a) Awards from SF 281. Also included are civilian agencies' SF 279 actions for items cited in Note 4.

*Number of actions and dollars do not match other Federal totals because the chart displays statistics comparable to the Competition Advocates Report to Congress.

**Includes procurement actions that round down to exactly \$25K. In theory, actions that round up to \$25K fall below the threshold and, therefore, are reported on the SF 281.

***Includes data from SF 281 plus procurement actions under \$25K that were reported on the SF 279.

FEDERAL PROCUREMENT DATA SYSTEM

1/21/87
AS OF ~~03/25/86~~

TOP 100 FEDERAL CONTRACTORS

ACTIONS REPORTED INDIVIDUALLY ON SF279

Fourth Quarter Fiscal Year 1986 Year To Date

| | NUMBER OF ACTIONS OVER \$10,000 | PERCENT OF TOTAL | \$(000) | PERCENT OF TOTAL |
|--|------------------------------------|---------------------|-------------|---------------------|
| TOTAL FEDERAL..... | 414,767 | 100.00 | 182,558,799 | 100.00 |
| TOP 100 SUBTOTAL..... | 88,810 | 21.41 | 115,176,372 | 63.09 |
| 1 GENERAL DYNAMICS CORPORATION..... | 2,426 | .58 | 8,387,594 | 4.59 |
| 2 ROCKWELL INTERNATIONAL CORP..... | 2,540 | .61 | 7,698,142 | 4.22 |
| 3 MC DONNELL DOUGLAS CORPORATION..... | 2,634 | .64 | 6,626,747 | 3.63 |
| 4 GENERAL ELECTRIC COMPANY..... | 4,480 | 1.08 | 6,078,134 | 3.33 |
| 5 LOCKHEED CORPORATION..... | 2,227 | .54 | 5,705,362 | 3.13 |
| 6 GENERAL MOTORS CORPORATION..... | 5,963 | 1.44 | 5,144,469 | 2.82 |
| 7 MARTIN MARIETTA CORPORATION..... | 1,095 | .26 | 4,190,393 | 2.30 |
| 8 RAYTHEON COMPANY..... | 2,261 | .55 | 4,107,916 | 2.25 |
| 9 UNITED TECHNOLOGIES CORP..... | 3,729 | .90 | 3,809,135 | 2.09 |
| 10 BOEING COMPANY THE..... | 2,800 | .68 | 3,783,484 | 2.07 |
| 11 GRUMMAN CORPORATION..... | 1,960 | .47 | 2,992,323 | 1.64 |
| 12 WESTINGHOUSE ELECTRIC CORP..... | 1,842 | .44 | 2,438,068 | 1.34 |
| 13 AMERICAN TELEPHONE & TELG CO..... | 1,230 | .30 | 2,366,343 | 1.30 |
| 14 UNIVERSITY OF CALIFORNIA..... | 550 | .13 | 2,139,369 | 1.17 |
| 15 HONEYWELL INC..... | 2,693 | .65 | 1,904,027 | 1.04 |
| 16 ALLIED-SIGNAL INC..... | 3,418 | .82 | 1,902,424 | 1.04 |
| 17 LITTON INDUSTRIES INC..... | 1,521 | .37 | 1,674,947 | .92 |
| 18 SPERRY CORPORATION..... | 3,719 | .90 | 1,672,214 | .92 |
| 19 INTERNATIONAL BUSINESS MCHS..... | 3,103 | .75 | 1,660,993 | .91 |
| 20 TEXTRON INC..... | 1,639 | .40 | 1,647,267 | .90 |
| 21 LTV CORPORATION THE..... | 780 | .19 | 1,483,269 | .81 |
| 22 RCA CORPORATION..... | 1,215 | .29 | 1,441,438 | .79 |
| 23 TEXAS INSTRUMENTS INCORPORATED..... | 745 | .18 | 1,440,748 | .79 |
| 24 DU PONT E I DE NEMOURS AND CO..... | 351 | .08 | 1,145,179 | .63 |
| 25 TRW INC..... | 1,214 | .29 | 1,143,033 | .63 |
| 26 EG&G INC..... | 390 | .09 | 1,130,792 | .62 |
| 27 EATON CORPORATION..... | 644 | .16 | 1,075,171 | .59 |
| 28 GTE CORPORATION..... | 910 | .22 | 1,041,940 | .57 |
| 29 FORD MOTOR COMPANY..... | 624 | .15 | 979,000 | .54 |
| 30 SINGER COMPANY THE..... | 989 | .24 | 962,030 | .53 |
| 31 CALIFORNIA INST TECHNOLOGY..... | 677 | .16 | 905,748 | .50 |
| 32 ITT CORPORATION..... | 1,041 | .25 | 859,153 | .47 |
| 33 CHEVRON CORPORATION..... | 206 | .05 | 849,960 | .47 |
| 34 ROYAL DUTCH SHELL..... | 87 | .02 | 836,622 | .46 |
| 35 NORTHROP CORPORATION..... | 849 | .20 | 807,550 | .44 |
| 36 GREEN RIVER COAL CO INC..... | 1 | .00 | 768,647 | .42 |
| 37 HARSCO CORPORATION..... | 120 | .03 | 707,557 | .39 |
| 38 GENCORP INC..... | 360 | .09 | 656,897 | .36 |
| 39 ATLANTIC RICHFIELD COMPANY..... | 18 | .00 | 654,824 | .36 |
| 40 GOODYEAR TIRE & RUBBER CO..... | 770 | .19 | 597,929 | .33 |
| 41 TELEDYNE INC..... | 1,111 | .27 | 563,788 | .31 |
| 42 MOTOROLA INC..... | 1,279 | .31 | 550,263 | .30 |
| 43 PAN AM CORPORATION..... | 315 | .08 | 515,402 | .28 |
| 44 CFM INTERNATIONAL INC..... | 213 | .05 | 512,272 | .28 |
| 45 HARRIS CORPORATION..... | 897 | .22 | 499,038 | .27 |
| 46 COMPUTER SCIENCES CORPORATION..... | 1,481 | .36 | 486,402 | .27 |
| 47 MORTON THIOKOL INC..... | 197 | .05 | 485,728 | .27 |
| 48 EXXON CORPORATION..... | 91 | .02 | 485,721 | .27 |
| 49 HERCULES INCORPORATED..... | 393 | .09 | 481,759 | .26 |
| 50 TENNECO INC..... | 672 | .16 | 480,030 | .26 |

1/21/87
AS OF 03/25/86

FEDERAL PROCUREMENT DATA SYSTEM

TOP 100 FEDERAL CONTRACTORS-Continued

ACTIONS REPORTED INDIVIDUALLY ON SF279

Fourth Quarter Fiscal Year 1986 Year To Date

| | NUMBER OF ACTIONS OVER \$10,000 | PERCENT OF TOTAL | \$(000) | PERCENT OF TOTAL |
|--|------------------------------------|---------------------|---------|---------------------|
| 51 UNITED STATES PHILIPS TRUST..... | 704 | .17 | 477,688 | .26 |
| 52 CONGOLEUM CORPORATION..... | 321 | .08 | 465,089 | .25 |
| 53 MASSACHUSETTS INST TECHNOLOGY..... | 318 | .08 | 426,852 | .23 |
| 54 FEDERAL REP OF GERMANY..... | 912 | .22 | 417,331 | .23 |
| 55 ADDINGTON INC..... | 7 | .00 | 412,030 | .23 |
| 56 FMC CORPORATION..... | 356 | .09 | 403,777 | .22 |
| 57 OGDEN..... | 154 | .04 | 402,772 | .22 |
| 58 BURROUGHS CORPORATION..... | 819 | .20 | 384,841 | .21 |
| 59 MOTOR OIL HELLAS-CORINTH REFIN..... | 8 | .00 | 380,628 | .21 |
| 60 UNC RESOURCES INC..... | 96 | .02 | 367,841 | .20 |
| 61 LORAL CORPORATION..... | 328 | .08 | 361,216 | .20 |
| 62 MITRE CORPORATION THE..... | 143 | .03 | 359,442 | .20 |
| 63 BATTELLE MEMORIAL INSTITUTE..... | 567 | .14 | 352,311 | .19 |
| 64 MORRISON KNUDSEN CORPORATION..... | 188 | .05 | 337,958 | .19 |
| 65 JOHNS HOPKINS UNIVERSITY..... | 86 | .02 | 329,254 | .18 |
| 66 CHRYSLER CORPORATION..... | 66 | .02 | 324,029 | .18 |
| 67 HUDSON WATERWAYS CORP..... | 13 | .00 | 319,826 | .18 |
| 68 OLIN CORPORATION..... | 242 | .06 | 315,520 | .17 |
| 69 ASHLAND OIL INC..... | 189 | .05 | 314,308 | .17 |
| 70 AEROSPACE CORPORATION THE..... | 51 | .01 | 306,088 | .17 |
| 71 MOBIL CORPORATION..... | 66 | .02 | 303,986 | .17 |
| 72 GOULD INC..... | 561 | .14 | 300,579 | .16 |
| 73 PENN CENTRAL CORPORATION THE..... | 709 | .17 | 295,584 | .16 |
| 74 EMERSON ELECTRIC CO..... | 474 | .11 | 293,553 | .16 |
| 75 CONTROL DATA CORPORATION..... | 616 | .15 | 293,166 | .16 |
| 76 SCIENCE APPLICATIONS INTL..... | 1,000 | .24 | 283,855 | .16 |
| 77 DRAPER CHARLES STARK LAB..... | 108 | .03 | 278,108 | .15 |
| 78 ASSOCIATED UNIVERSITIES INC..... | 23 | .01 | 263,917 | .14 |
| 79 MC DERMOTT INTERNATIONAL INC..... | 171 | .04 | 262,336 | .14 |
| 80 UNIVERSITY OF CHICAGO THE..... | 56 | .01 | 255,601 | .14 |
| 81 SUN COMPANY INC..... | 21 | .01 | 254,088 | .14 |
| 82 HEWLETT-PACKARD COMPANY..... | 1,933 | .47 | 250,122 | .14 |
| 83 DYNALECTRON CORPORATION..... | 409 | .10 | 243,029 | .13 |
| 84 OSHKOSH TRUCK CORPORATION..... | 73 | .02 | 242,113 | .13 |
| 85 AMOCO CORPORATION..... | 113 | .03 | 241,868 | .13 |
| 86 COASTAL CORPORATION THE..... | 70 | .02 | 238,357 | .13 |
| 87 MASON HANGER-SILAS MASN INC WV..... | 104 | .03 | 237,795 | .13 |
| 88 GATES CORPORATION THE..... | 53 | .01 | 232,803 | .13 |
| 89 FIGGIE INTERNATIONAL HOLDINGS..... | 237 | .06 | 232,666 | .13 |
| 90 OHIO VALLEY ELECTRIC CORP..... | 4 | .00 | 226,337 | .12 |
| 91 LEAR SIEGLER INC..... | 521 | .13 | 219,616 | .12 |
| 92 BECHTEL CORPORATION..... | 165 | .04 | 216,016 | .12 |
| 93 DIGITAL EQUIPMENT CORPORATION..... | 1,928 | .46 | 213,275 | .12 |
| 94 TRACOR INC..... | 703 | .17 | 208,447 | .11 |
| 95 E-SYSTEMS INC..... | 450 | .11 | 204,027 | .11 |
| 96 MONSANTO COMPANY..... | 102 | .02 | 201,427 | .11 |
| 97 PETROLEOS MEXICANOS..... | 11 | .00 | 195,750 | .11 |
| 98 EASTMAN KODAK COMPANY..... | 1,210 | .29 | 185,838 | .10 |
| 99 TODD SHIPYARDS CORPORATION..... | 665 | .16 | 185,611 | .10 |
| 100 STANFORD LELAND JR UNIVERSITY..... | 216 | .05 | 180,460 | .10 |

TOTAL FEDERAL SNAPSHOT REPORT

Actions Reported in Summary on SF281

Fourth Quarter Fiscal Year 1986

Part I - Total Prime Acquisition Actions

| Acquisition Method | Number of Actions | Net Dollar Amount (000) | | | | |
|--|-------------------|-------------------------|-------------------------|-------------------------|---------------------------------------|------------------------------|
| | | Total | Small Business Concerns | Large Business Concerns | Educational & Non-Profit Institutions | Outside U.S./ Outlying Areas |
| 1. TOTAL (2+7+8)..... | 7,063,443 | 5,985,856 | | | | |
| 2. Subtotal (3+4+5+6)..... | 6,998,856 | 5,942,484 | 2,817,190* | 2,137,449* | 74,195* | 285,369* |
| 3. Formally Advertised (Including 2 Step)..... | 166,449 | 150,214 | 88,441 | 48,675 | 1,029 | 12,069 |
| 4. Negotiated Competitive..... | 2,912,530 | 2,508,174 | 1,723,341 | 576,451 | 3,225 | 205,157 |
| 5. Negotiated Non-Competitive..... | 3,301,190 | 2,335,366 | 893,561 | 1,309,862 | 63,877 | 68,066 |
| 6. Procurement Under Another Agency's Contracts..... | 618,687 | 948,730 | 111,847* | 202,461* | 6,064* | 77* |
| 6A. GSA Schedules..... | 468,040 | 801,928 | 98,718* | 186,340* | 622* | 72* |
| 6B. Another Agency's Contracts..... | 150,647 | 146,801 | 13,129* | 16,121* | 5,442* | 5* |
| 7. Directed Contracts For Foreign Governments..... | 12,207 | 21,455 | | | | |
| 8. Tariff Or Regulated Acquisitions..... | 52,380 | 21,918 | | | | |

Part II - Statistics on Selected Types of Acquisition

| Type of Acquisition | Number of Actions | Net Dollar Amount (000) |
|--|-------------------|-------------------------|
| 9. Small Business Total Set-Asides..... | 3,575,990 | 2,005,514 |
| 10. Small Business Partial Set-Asides..... | 1,356 | 1,398 |
| 11. Total Labor Surplus Area Set-Asides..... | 52,648 | 30,335 |
| 12. Total Labor Surplus Area/Small Business Set-Asides..... | 74,001 | 34,902 |
| 13. Acquisitions From Minority And Disadvantaged Business Enterprises (13A + 13B)..... | 135,801 | 125,635 |
| 13A. Directed To Large Or Small Minority Business Enterprises..... | 125,232 | 98,350 |
| 13B. Small Business - Disadvantaged 8(A)..... | 10,369 | 27,285 |
| 14. Women-Owned Business..... | 155,086 | 103,679 |

*** DOD DOES NOT REPORT THIS DATA, THEREFORE DOLLARS DO NOT ADD ACROSS AND UP TO EQUAL THE LISTED TOTALS AND SUBTOTALS**

Fourth Quarter Fiscal Year 1986 Year to Date

Part I - Total Prime Acquisition Actions

| Acquisition Method | Number of Actions | Net Dollar Amount (000) | | | | |
|--|-------------------|-------------------------|-------------------------|-------------------------|---------------------------------------|------------------------------|
| | | Total | Small Business Concerns | Large Business Concerns | Educational & Non-Profit Institutions | Outside U.S./ Outlying Areas |
| 1. TOTAL (2+7+8)..... | 20,938,754 | 17,395,530 | | | | |
| 2. Subtotal (3+4+5+6)..... | 20,772,487 | 17,272,809 | 8,003,818* | 6,594,503* | 245,495* | 811,925* |
| 3. Formally Advertised (Including 2 Step)..... | 532,666 | 480,252 | 290,827 | 171,312 | 3,452 | 14,661 |
| 4. Negotiated Competitive..... | 8,186,490 | 7,038,323 | 4,798,377 | 1,659,460 | 12,809 | 567,677 |
| 5. Negotiated Non-Competitive..... | 10,106,858 | 7,101,825 | 2,588,825 | 4,085,673 | 196,974 | 229,353 |
| 6. Procurement Under Another Agency's Contracts..... | 1,946,473 | 2,652,409 | 324,789* | 678,058* | 32,260* | 234* |
| 6A. GSA Schedules..... | 1,456,143 | 2,233,318 | 273,264* | 625,430* | 2,810* | 176* |
| 6B. Another Agency's Contracts..... | 490,330 | 419,090 | 51,525* | 52,628* | 29,450* | 58* |
| 7. Directed Contracts For Foreign Governments..... | 37,638 | 68,522 | | | | |
| 8. Tariff Or Regulated Acquisitions..... | 128,629 | 54,200 | | | | |

Part II - Statistics on Selected Types of Acquisition

| Type of Acquisition | Number of Actions | Net Dollar Amount (000) |
|--|-------------------|-------------------------|
| 9. Small Business Total Set-Asides..... | 8,688,353 | 5,175,986 |
| 10. Small Business Partial Set-Asides..... | 5,977 | 46,057 |
| 11. Total Labor Surplus Area Set-Asides..... | 182,826 | 99,943 |
| 12. Total Labor Surplus Area/Small Business Set-Asides..... | 278,950 | 187,621 |
| 13. Acquisitions From Minority And Disadvantaged Business Enterprises (13A + 13B)..... | 394,062 | 673,784 |
| 13A. Directed To Large Or Small Minority Business Enterprises..... | 371,315 | 581,213 |
| 13B. Small Business - Disadvantaged 8(A)..... | 22,802 | 92,585 |
| 14. Women-Owned Business..... | 424,210 | 606,316 |

*** DOD DOES NOT REPORT THIS DATA, THEREFORE DOLLARS DO NOT ADD ACROSS AND UP TO EQUAL THE LISTED TOTALS AND SUBTOTALS**

TOTAL FEDERAL SNAPSHOT REPORT

Actions Reported Individually on SF279

Fourth Quarter Fiscal Year 1986 and Year to Date

| | 4th Qtr Actions | 4th Qtr Dollars (000) | YTD Actions | YTD Dollars (000) | YTD % Actions | YTD % Dollars |
|--|--------------------|--------------------------|-------------|----------------------|------------------|------------------|
| TOTAL FEDERAL..... | 122,528 | 45,257,160 | 414,767 | 182,558,799 | 100.000 | 100.000 |
| TYPE CONTRACTOR | | | | | | |
| Bus Concerns..... | 110,155 | 41,201,993 | 372,791 | 163,870,270 | 89.880 | 89.763 |
| Educational & Non-Profit..... | 4,908 | 1,427,852 | 18,164 | 8,055,609 | 4.379 | 4.413 |
| State Loc Gov..... | 1,471 | 293,086 | 5,912 | 1,993,436 | 1.425 | 1.092 |
| Non-Defined..... | 5,994 | 2,334,229 | 17,900 | 8,639,484 | 4.316 | 4.732 |
| METHODS OF PROC | | | | | | |
| 2 Step..... | 28 | 1,697 | 173 | 12,875 | 0.042 | 0.007 |
| Other Formal Adv..... | 2,000 | 375,275 | 14,157 | 2,461,538 | 3.413 | 1.348 |
| Neg Comp..... | 19,719 | 6,689,957 | 88,232 | 41,640,286 | 21.273 | 22.809 |
| Neg Non-Comp..... | 11,435 | 7,314,177 | 57,732 | 54,759,761 | 13.919 | 29.996 |
| Dir For Govs..... | 1,385 | 1,259,311 | 4,687 | 6,322,275 | 1.130 | 3.463 |
| Tariff or Reg..... | 2,044 | 1,018,240 | 8,103 | 3,475,026 | 1.954 | 1.904 |
| SMALL BUSINESS AWARDS | | | | | | |
| Prime..... | 52,508 | 9,459,415 | 175,900 | 28,301,936 | 42.409 | 15.503 |
| Total Set-Aside..... | 3,232 | 579,419 | 16,628 | 2,322,837 | 4.009 | 1.272 |
| Partial Set-Aside..... | 73 | 7,129 | 340 | 96,580 | 0.082 | 0.053 |
| LABOR SURPLUS AREA | | | | | | |
| Total Set-Aside..... | 325 | 150,047 | 1,358 | 386,295 | 0.327 | 0.212 |
| Partial Set-Aside (DOD Only)..... | 44 | 22,946 | 88 | 46,772 | 0.021 | 0.026 |
| Tie Bid Pref..... | 33 | 6,529 | 152 | 25,652 | 0.037 | 0.014 |
| Tot LSA Sm Set-Aside..... | 2,371 | 159,690 | 7,203 | 494,524 | 1.737 | 0.271 |
| Combined Sm Bus Part LSA (DOD Only)..... | 58 | 48,171 | 100 | 60,875 | 0.024 | 0.033 |
| SUB-TOTAL..... | 2,831 | 387,383 | 8,901 | 1,014,118 | 2.146 | 0.556 |
| No Pref Given..... | 119,697 | 44,869,777 | 405,866 | 181,544,681 | 97.854 | 99.444 |
| MINORITY & DISADVANT | | | | | | |
| Lg Minority..... | 447 | 40,249 | 1,421 | 133,082 | 0.343 | 0.073 |
| Sm Minority..... | 2,257 | 453,343 | 7,802 | 1,280,056 | 1.881 | 0.701 |
| 8a Minority..... | 4,082 | 885,542 | 12,324 | 3,004,006 | 2.971 | 1.646 |
| SUB-TOTAL..... | 6,786 | 1,379,134 | 21,547 | 4,417,144 | 5.195 | 2.420 |
| WOMEN OWNED..... | | | | | | |
| | 2,728 | 391,558 | 8,881 | 1,169,830 | 2.141 | 0.641 |
| TYPE OF CONTRACT | | | | | | |
| Fixed Price..... | 100,940 | 34,899,930 | 343,321 | 128,714,390 | 82.774 | 70.506 |
| Cost..... | 17,741 | 9,745,035 | 59,111 | 51,620,238 | 14.252 | 28.276 |
| Time & Material..... | 3,019 | 487,235 | 9,340 | 1,512,106 | 2.252 | 0.828 |
| Labor Hour..... | 828 | 124,960 | 2,995 | 712,065 | 0.722 | 0.390 |
| Multi Year..... | 4,204 | 2,070,622 | 27,162 | 10,936,374 | 6.549 | 5.991 |
| SUBJECT TO STAT REQ | | | | | | |
| Walsh Healey Mfr..... | 52,491 | 27,699,798 | 172,084 | 112,285,555 | 41.489 | 61.507 |
| Walsh Healey Dir..... | 10,031 | 1,757,558 | 28,777 | 6,019,820 | 6.938 | 3.297 |
| Service Contracts..... | 16,157 | 2,632,561 | 62,141 | 12,069,043 | 14.982 | 6.611 |
| Davis Bacon..... | 11,354 | 3,543,393 | 29,434 | 9,310,437 | 7.097 | 5.100 |
| Not Subject To..... | 32,495 | 9,623,850 | 122,331 | 42,873,944 | 29.494 | 23.485 |
| KIND OF CONTRACT | | | | | | |
| Initial Letter..... | 382 | 1,073,801 | 1,098 | 2,751,703 | 0.265 | 1.507 |
| Def Superseded Ltr..... | 251 | 1,496,503 | 816 | 4,820,761 | 0.197 | 2.641 |
| Definitive..... | 43,844 | 19,104,567 | 123,778 | 57,626,310 | 29.843 | 31.566 |
| Internal Order..... | 37,733 | 7,494,942 | 141,872 | 21,487,874 | 34.205 | 11.770 |
| Modification..... | 30,908 | 15,662,463 | 114,979 | 94,248,673 | 27.721 | 51.626 |
| GSA Schedule..... | 8,145 | 519,610 | 27,580 | 1,901,383 | 6.650 | 1.042 |
| External Order..... | 732 | 74,518 | 2,574 | 287,058 | 0.621 | 0.157 |
| Term For Default..... | 122 | -24,220 | 512 | -121,207 | 0.123 | -0.066 |
| Term For Conven..... | 411 | -145,024 | 1,558 | -443,756 | 0.376 | -0.243 |
| PRODUCT OR SERVICE | | | | | | |
| Supplies & Equipment..... | 51,559 | 24,389,483 | 170,596 | 95,799,832 | 41.131 | 52.476 |
| Research & Development..... | 10,822 | 4,690,726 | 34,448 | 25,672,937 | 8.305 | 14.063 |
| Construction..... | 14,438 | 4,638,215 | 36,980 | 11,959,080 | 8.916 | 6.551 |
| Architect Engineer..... | 3,164 | 632,328 | 9,637 | 2,376,399 | 2.323 | 1.302 |
| Automatic Data Processing Services..... | 2,028 | 480,274 | 7,669 | 1,979,250 | 1.849 | 1.084 |
| ADP Equipment, Purchase & Lease..... | 9,548 | 1,422,341 | 24,395 | 3,894,722 | 5.882 | 2.133 |
| Real Property, Purchase & Lease..... | 292 | 38,567 | 13,782 | 406,963 | 3.323 | 0.223 |
| Other Services..... | 30,677 | 8,965,226 | 117,260 | 40,469,616 | 28.271 | 22.168 |
| Consultant Services..... | 448 | 101,410 | 1,269 | 231,595 | 0.306 | 0.127 |

EXECUTIVE OFFICE OF THE PRESIDENT SNAPSHOT REPORT

Actions Reported in Summary on SF281

Fourth Quarter Fiscal Year 1986

Part I - Total Prime Acquisition Actions

| Acquisition Method | Number of Actions | Net Dollar Amount (000) | | | | |
|--|-------------------|-------------------------|-------------------------|-------------------------|---------------------------------------|------------------------------|
| | | Total | Small Business Concerns | Large Business Concerns | Educational & Non-Profit Institutions | Outside U.S./ Outlying Areas |
| 1. TOTAL (2+7+8)..... | 565 | 1,514 | | | | |
| 2. Subtotal (3+4+5+6)..... | 565 | 1,514 | | | | |
| 3. Formally Advertised (Including 2 Step)..... | 0 | 0 | 664 | 786 | 64 | 0 |
| 4. Negotiated Competitive..... | 57 | 237 | 0 | 0 | 0 | 0 |
| 5. Negotiated Non-Competitive..... | 421 | 809 | 146 | 30 | 61 | 0 |
| 6. Procurement Under Another Agency's Contracts..... | 87 | 468 | 448 | 358 | 3 | 0 |
| 6A. GSA Schedules..... | 87 | 468 | 70 | 398 | 0 | 0 |
| 6B. Another Agency's Contracts..... | 0 | 0 | 70 | 398 | 0 | 0 |
| 7. Directed Contracts For Foreign Governments..... | 0 | 0 | 0 | 0 | 0 | 0 |
| 8. Tariff Or Regulated Acquisitions..... | 0 | 0 | | | | |

Part II - Statistics on Selected Types of Acquisition

| Type of Acquisition | Number of Actions | Net Dollar Amount (000) |
|--|-------------------|-------------------------|
| 9. Small Business Total Set-Asides..... | 283 | 438 |
| 10. Small Business Partial Set-Asides..... | 0 | 0 |
| 11. Total Labor Surplus Area Set-Asides..... | 0 | 0 |
| 12. Total Labor Surplus Area/Small Business Set-Asides..... | 0 | 0 |
| 13. Acquisitions From Minority And Disadvantaged Business Enterprises (13A+13B)..... | 3 | 11 |
| 13A. Directed To Large Or Small Minority Business Enterprises..... | 2 | 1 |
| 13B. Small Business - Disadvantaged 8(A)..... | 1 | 10 |
| 14. Women-Owned Business..... | 20 | 56 |

Fourth Quarter Fiscal Year 1986 Year to Date

Part I - Total Prime Acquisition Actions

| Acquisition Method | Number of Actions | Net Dollar Amount (000) | | | | |
|--|-------------------|-------------------------|-------------------------|-------------------------|---------------------------------------|------------------------------|
| | | Total | Small Business Concerns | Large Business Concerns | Educational & Non-Profit Institutions | Outside U.S./ Outlying Areas |
| 1. TOTAL (2+7+8)..... | 1,451 | 3,841 | | | | |
| 2. Subtotal (3+4+5+6)..... | 1,451 | 3,841 | | | | |
| 3. Formally Advertised (Including 2 Step)..... | 0 | 0 | 1,630 | 2,131 | 80 | 0 |
| 4. Negotiated Competitive..... | 90 | 365 | 0 | 0 | 61 | 0 |
| 5. Negotiated Non-Competitive..... | 1,040 | 1,998 | 274 | 30 | 61 | 0 |
| 6. Procurement Under Another Agency's Contracts..... | 321 | 1,478 | 1,159 | 820 | 19 | 0 |
| 6A. GSA Schedules..... | 310 | 1,416 | 197 | 1,281 | 0 | 0 |
| 6B. Another Agency's Contracts..... | 11 | 62 | 197 | 1,219 | 0 | 0 |
| 7. Directed Contracts For Foreign Governments..... | 0 | 0 | 0 | 62 | 0 | 0 |
| 8. Tariff Or Regulated Acquisitions..... | 0 | 0 | | | | |

Part II - Statistics on Selected Types of Acquisition

| Type of Acquisition | Number of Actions | Net Dollar Amount (000) |
|--|-------------------|-------------------------|
| 9. Small Business Total Set-Asides..... | 306 | 509 |
| 10. Small Business Partial Set-Asides..... | 0 | 0 |
| 11. Total Labor Surplus Area Set-Asides..... | 5 | 15 |
| 12. Total Labor Surplus Area/Small Business Set-Asides..... | 0 | 0 |
| 13. Acquisitions From Minority And Disadvantaged Business Enterprises (13A+13B)..... | 7 | 29 |
| 13A. Directed To Large Or Small Minority Business Enterprises..... | 3 | 3 |
| 13B. Small Business - Disadvantaged 8(A)..... | 4 | 26 |
| 14. Women-Owned Business..... | 24 | 63 |

EXECUTIVE OFFICE OF THE PRESIDENT SNAPSHOT REPORT

**Actions Reported Individually on SF279
Fourth Quarter Fiscal Year 1986 and Year to Date**

| | 4th Qtr Actions | 4th Qtr Dollars (000) | YTD Actions | YTD Dollars (000) | YTD % Actions | YTD % Dollars |
|--|--------------------|--------------------------|-------------|----------------------|------------------|------------------|
| EXECUTIVE OFFICE OF THE PRESIDENT | 20 | 485 | 78 | 8,539 | 100.000 | 100.000 |
| TYPE CONTRACTOR | | | | | | |
| Bus Concerns | 16 | 357 | 71 | 8,145 | 81.026 | 95.386 |
| Educational & Non-Profit | 4 | 128 | 7 | 394 | 8.974 | 4.614 |
| State Loc Gov | 0 | 0 | 0 | 0 | 0.000 | 0.000 |
| Non-Defined | 0 | 0 | 0 | 0 | 0.000 | 0.000 |
| METHODS OF PROC | | | | | | |
| 2 Step | 0 | 0 | 0 | 0 | 0.000 | 0.000 |
| Other Formal Adv | 0 | 0 | 0 | 0 | 0.000 | 0.000 |
| Neg Comp | 1 | 33 | 12 | 4,742 | 15.385 | 55.533 |
| Neg Non-Comp | 0 | 0 | 4 | 292 | 5.128 | 3.420 |
| Dir For Govs | 0 | 0 | 0 | 0 | 0.000 | 0.000 |
| Tariff or Reg | 0 | 0 | 0 | 0 | 0.000 | 0.000 |
| SMALL BUSINESS AWARDS | | | | | | |
| Prime | 10 | 210 | 30 | 1,145 | 38.462 | 13.409 |
| Total Set-Aside | 0 | 0 | 0 | 0 | 0.000 | 0.000 |
| Partial Set-Aside | 0 | 0 | 0 | 0 | 0.000 | 0.000 |
| LABOR SURPLUS AREA | | | | | | |
| Total Set-Aside | 0 | 0 | 0 | 0 | 0.000 | 0.000 |
| Tie Bid Pref | 0 | 0 | 0 | 0 | 0.000 | 0.000 |
| Tot LSA Sm Set-Aside | 0 | 0 | 0 | 0 | 0.000 | 0.000 |
| SUB-TOTAL | 0 | 0 | 0 | 0 | 0.000 | 0.000 |
| No Pref Given | 20 | 485 | 78 | 8,539 | 100.000 | 100.000 |
| MINORITY & DISADVANT | | | | | | |
| Lg Minority | 0 | 0 | 0 | 0 | 0.000 | 0.000 |
| Sm Minority | 0 | 0 | 0 | 0 | 0.000 | 0.000 |
| 8a Minority | 1 | 27 | 7 | 453 | 8.974 | 5.305 |
| SUB-TOTAL | 1 | 27 | 7 | 453 | 8.974 | 5.305 |
| WOMEN OWNED | 0 | 0 | 1 | 45 | 1.282 | 0.527 |
| TYPE OF CONTRACT | | | | | | |
| Fixed Price | 16 | 506 | 69 | 5,756 | 88.462 | 67.408 |
| Cost | 1 | -29 | 5 | 2,729 | 6.410 | 31.959 |
| Time & Material | 0 | 0 | 0 | 0 | 0.000 | 0.000 |
| Labor Hour | 3 | 8 | 4 | 54 | 5.128 | 0.632 |
| Multi Year | 0 | 0 | 8 | 429 | 10.256 | 5.024 |
| SUBJECT TO STAT REQ | | | | | | |
| Walsh Healey Mfr | 4 | 129 | 18 | 2,438 | 23.077 | 28.551 |
| Walsh Healey Dir | 1 | 33 | 3 | 204 | 3.846 | 2.389 |
| Service Contracts | 5 | 62 | 32 | 4,652 | 41.026 | 54.479 |
| Davis Bacon | 0 | 0 | 0 | 0 | 0.000 | 0.000 |
| Not Subject To | 10 | 261 | 25 | 1,245 | 32.051 | 14.580 |
| KIND OF CONTRACT | | | | | | |
| Initial Letter | 0 | 0 | 1 | 90 | 1.282 | 1.054 |
| Def Superseded Ltr | 0 | 0 | 1 | 142 | 1.282 | 1.663 |
| Definitive | 0 | 0 | 12 | 909 | 15.385 | 10.645 |
| Internal Order | 2 | 60 | 4 | 203 | 5.128 | 2.377 |
| Modification | 13 | 260 | 36 | 5,065 | 46.154 | 59.316 |
| GSA Schedule | 4 | 129 | 20 | 1,934 | 25.641 | 22.649 |
| External Order | 1 | 36 | 3 | 221 | 3.846 | 2.588 |
| Term For Default | 0 | 0 | 1 | -25 | 1.282 | -0.293 |
| Term For Conven | 0 | 0 | 0 | 0 | 0.000 | 0.000 |
| PRODUCT OR SERVICE | | | | | | |
| Supplies & Equipment | 0 | 0 | 7 | 480 | 8.974 | 5.621 |
| Research & Development | 0 | 0 | 0 | 0 | 0.000 | 0.000 |
| Construction | 0 | 0 | 0 | 0 | 0.000 | 0.000 |
| Architect Engineer | 0 | 0 | 0 | 0 | 0.000 | 0.000 |
| Automatic Data Processing Services | 10 | 221 | 37 | 4,450 | 47.436 | 52.114 |
| ADP Equipment, Purchase & Lease | 4 | 129 | 9 | 1,595 | 11.538 | 18.679 |
| Real Property, Purchase & Lease | 0 | 0 | 0 | 0 | 0.000 | 0.000 |
| Other Services | 6 | 135 | 25 | 2,014 | 32.051 | 23.586 |
| Consultant Services | 0 | 0 | 0 | 0 | 0.000 | 0.000 |

DEPARTMENT OF AGRICULTURE SNAPSHOT REPORT

Actions Reported in Summary on SF281

Fourth Quarter Fiscal Year 1986

Part I - Total Prime Acquisition Actions

| Acquisition Method | Number of Actions | Net Dollar Amount (000) | | | | |
|--|-------------------|-------------------------|-------------------------|-------------------------|---------------------------------------|------------------------------|
| | | Total | Small Business Concerns | Large Business Concerns | Educational & Non-Profit Institutions | Outside U.S./ Outlying Areas |
| 1. TOTAL (2+7+8)..... | 474,991 | 192,085 | | | | |
| 2. Subtotal (3+4+5+6)..... | 433,433 | 185,743 | 117,944 | 65,566 | 1,689 | 544 |
| 3. Formally Advertised (Including 2 Step) | 301 | 1,069 | 733 | 336 | 0 | 0 |
| 4. Negotiated Competitive..... | 183,989 | 127,349 | 78,847 | 47,646 | 437 | 419 |
| 5. Negotiated Non-Competitive | 225,507 | 33,502 | 28,632 | 3,649 | 1,102 | 119 |
| 6. Procurement Under Another Agency's Contracts..... | 23,636 | 23,823 | 9,732 | 13,935 | 150 | 6 |
| 6A. GSA Schedules | 21,180 | 21,438 | 8,527 | 12,796 | 113 | 2 |
| 6B. Another Agency's Contracts..... | 2,456 | 2,385 | 1,205 | 1,139 | 37 | 4 |
| 7. Directed Contracts For Foreign Governments..... | 1,958 | 892 | | | | |
| 8. Tariff Or Regulated Acquisitions..... | 39,600 | 5,450 | | | | |

Part II - Statistics on Selected Types of Acquisition

| Type of Acquisition | Number of Actions | Net Dollar Amount (000) |
|--|-------------------|-------------------------|
| 9. Small Business Total Set-Asides | 192,058 | 56,523 |
| 10. Small Business Partial Set-Asides | 696 | 78 |
| 11. Total Labor Surplus Area Set-Asides..... | 292 | 35 |
| 12. Total Labor Surplus Area/Small Business Set-Asides | 6,237 | 2,105 |
| 13. Acquisitions From Minority And Disadvantaged Business Enterprises (13A+13B)..... | 6,783 | 5,365 |
| 13A. Directed To Large Or Small Minority Business Enterprises..... | 3,848 | 3,311 |
| 13B. Small Business - Disadvantaged 8(A) | 2,935 | 2,054 |
| 14. Women-Owned Business | 6,284 | 3,734 |

Fourth Quarter Fiscal Year 1986 Year to Date

Part I - Total Prime Acquisition Actions

| Acquisition Method | Number of Actions | Net Dollar Amount (000) | | | | |
|--|-------------------|-------------------------|-------------------------|-------------------------|---------------------------------------|------------------------------|
| | | Total | Small Business Concerns | Large Business Concerns | Educational & Non-Profit Institutions | Outside U.S./ Outlying Areas |
| 1. TOTAL (2+7+8)..... | 1,292,709 | 501,018 | | | | |
| 2. Subtotal (3+4+5+6)..... | 1,220,180 | 488,604 | 297,007 | 185,276 | 5,541 | 780 |
| 3. Formally Advertised (Including 2 Step) | 1,304 | 3,681 | 2,860 | 821 | 0 | 0 |
| 4. Negotiated Competitive..... | 480,145 | 338,503 | 197,393 | 138,948 | 1,669 | 493 |
| 5. Negotiated Non-Competitive | 677,730 | 90,634 | 76,085 | 10,966 | 3,329 | 254 |
| 6. Procurement Under Another Agency's Contracts..... | 61,001 | 55,786 | 20,669 | 34,541 | 543 | 33 |
| 6A. GSA Schedules | 53,812 | 48,505 | 17,150 | 31,199 | 152 | 4 |
| 6B. Another Agency's Contracts..... | 7,189 | 7,281 | 3,519 | 3,342 | 391 | 29 |
| 7. Directed Contracts For Foreign Governments..... | 2,011 | 909 | | | | |
| 8. Tariff Or Regulated Acquisitions..... | 70,518 | 11,505 | | | | |

Part II - Statistics on Selected Types of Acquisition

| Type of Acquisition | Number of Actions | Net Dollar Amount (000) |
|--|-------------------|-------------------------|
| 9. Small Business Total Set-Asides | 654,948 | 161,778 |
| 10. Small Business Partial Set-Asides | 920 | 1,105 |
| 11. Total Labor Surplus Area Set-Asides | 1,961 | 383 |
| 12. Total Labor Surplus Area/Small Business Set-Asides | 16,776 | 4,265 |
| 13. Acquisitions From Minority And Disadvantaged Business Enterprises (13A+13B)..... | 16,365 | 11,422 |
| 13A. Directed To Large Or Small Minority Business Enterprises..... | 12,170 | 8,674 |
| 13B. Small Business - Disadvantaged 8(A) | 4,195 | 2,748 |
| 14. Women-Owned Business | 13,072 | 8,936 |

DEPARTMENT OF AGRICULTURE SNAPSHOT REPORT

Actions Reported Individually on SF279
Fourth Quarter Fiscal Year 1986 and Year to Date

| | 4th Qtr Actions | 4th Qtr Dollars (000) | YTD Actions | YTD Dollars (000) | YTD % Actions | YTD % Dollars |
|---|--------------------|--------------------------|-------------|----------------------|------------------|------------------|
| DEPARTMENT OF AGRICULTURE..... | 6,036 | 670,920 | 16,903 | 2,044,465 | 100.000 | 100.000 |
| TYPE CONTRACTOR | | | | | | |
| Bus Concerns..... | 5,905 | 661,731 | 16,513 | 1,997,564 | 97.693 | 97.706 |
| Educational & Non-Profit..... | 56 | 4,029 | 123 | 12,735 | 0.728 | 0.623 |
| State Loc Gov..... | 75 | 5,160 | 263 | 31,246 | 1.556 | 1.528 |
| Non-Defined..... | 0 | 0 | 4 | 2,920 | 0.024 | 0.143 |
| METHODS OF PROC | | | | | | |
| 2 Step..... | 0 | 0 | 0 | 0 | 0.000 | 0.000 |
| Other Formal Adv..... | 22 | 298 | 344 | 127,072 | 2.035 | 6.215 |
| Neg Comp..... | 1,061 | 29,064 | 3,709 | 161,860 | 21.943 | 7.917 |
| Neg Non-Comp..... | 83 | 5,261 | 362 | 42,329 | 2.142 | 2.070 |
| Dir For Govs..... | 0 | 0 | 0 | 0 | 0.000 | 0.000 |
| Tariff or Reg..... | 0 | 0 | 1 | 86 | 0.006 | 0.004 |
| SMALL BUSINESS AWARDS | | | | | | |
| Prime..... | 4,498 | 330,982 | 11,696 | 1,029,121 | 69.195 | 50.337 |
| Total Set-Aside..... | 80 | 1,162 | 321 | 13,813 | 1.899 | 0.676 |
| Partial Set-Aside..... | 0 | 0 | 38 | 9,164 | 0.225 | 0.448 |
| LABOR SURPLUS AREA | | | | | | |
| Total Set-Aside..... | 35 | 1,239 | 151 | 25,995 | 0.893 | 1.271 |
| Tie Bid Pref..... | 0 | 0 | 0 | 0 | 0.000 | 0.000 |
| Tot LSA Sm Set-Aside..... | 1,505 | 49,147 | 3,670 | 108,591 | 21.712 | 5.311 |
| SUB-TOTAL..... | 1,540 | 50,386 | 3,821 | 134,586 | 22.605 | 6.583 |
| No Pref Given..... | 4,496 | 620,534 | 13,082 | 1,909,879 | 77.395 | 93.417 |
| MINORITY & DISADVANT | | | | | | |
| Lg Minority..... | 2 | 119 | 16 | 1,169 | 0.095 | 0.057 |
| Sm Minority..... | 178 | 6,766 | 432 | 18,244 | 2.556 | 0.892 |
| 8a Minority..... | 279 | 17,885 | 609 | 48,896 | 3.603 | 2.392 |
| SUB-TOTAL..... | 459 | 24,770 | 1,057 | 68,309 | 6.253 | 3.341 |
| WOMEN OWNED..... | 239 | 12,236 | 611 | 24,636 | 3.615 | 1.205 |
| TYPE OF CONTRACT | | | | | | |
| Fixed Price..... | 5,897 | 647,535 | 16,573 | 1,977,562 | 98.048 | 96.728 |
| Cost..... | 74 | 22,009 | 195 | 63,917 | 1.154 | 3.126 |
| Time & Material..... | 3 | 392 | 8 | 494 | 0.047 | 0.024 |
| Labor Hour..... | 62 | 984 | 127 | 2,492 | 0.751 | 0.122 |
| Multi Year..... | 0 | 0 | 0 | 0 | 0.000 | 0.000 |
| SUBJECT TO STAT REQ | | | | | | |
| Walsh Healey Mfr..... | 1,061 | 31,798 | 3,139 | 138,884 | 18.571 | 6.793 |
| Walsh Healey Dir..... | 330 | 11,227 | 1,024 | 38,288 | 6.058 | 1.873 |
| Service Contracts..... | 2,210 | 98,014 | 6,113 | 254,099 | 36.165 | 12.429 |
| Davis Bacon..... | 1,220 | 87,021 | 2,188 | 166,574 | 12.944 | 8.148 |
| Not Subject To..... | 1,215 | 442,860 | 4,439 | 1,446,620 | 26.262 | 70.758 |
| KIND OF CONTRACT | | | | | | |
| Initial Letter..... | 16 | 968 | 73 | 1,998 | 0.432 | 0.098 |
| Def Supersd Ltr..... | 2 | 90 | 4 | 194 | 0.024 | 0.009 |
| Definitive..... | 3,720 | 615,155 | 9,967 | 1,795,079 | 58.966 | 87.802 |
| Internal Order..... | 721 | 19,487 | 2,439 | 68,593 | 14.429 | 3.355 |
| Modification..... | 1,099 | 21,578 | 3,219 | 139,209 | 19.044 | 6.809 |
| GSA Schedule..... | 432 | 14,768 | 1,077 | 40,038 | 6.372 | 1.958 |
| External Order..... | 7 | 173 | 35 | 3,127 | 0.207 | 0.153 |
| Term For Default..... | 29 | -1,205 | 62 | -2,818 | 0.367 | -0.138 |
| Term For Conven..... | 10 | -94 | 27 | -955 | 0.160 | -0.047 |
| PRODUCT OR SERVICE | | | | | | |
| Supplies & Equipment..... | 1,597 | 442,803 | 4,825 | 1,434,159 | 28.545 | 70.148 |
| Research & Development..... | 44 | 1,708 | 88 | 5,426 | 0.521 | 0.265 |
| Construction..... | 1,375 | 91,498 | 2,549 | 176,954 | 15.080 | 8.655 |
| Architect Engineer..... | 74 | 2,562 | 165 | 4,418 | 0.976 | 0.216 |
| Automatic Data Processing Services..... | 65 | 4,565 | 187 | 19,990 | 1.106 | 0.978 |
| ADP Equipment, Purchase & Lease..... | 727 | 21,529 | 2,454 | 94,546 | 14.518 | 4.624 |
| Real Property, Purchase & Lease..... | 63 | 1,416 | 572 | 14,425 | 3.384 | 0.706 |
| Other Services..... | 2,091 | 104,839 | 6,063 | 294,547 | 35.869 | 14.407 |
| Consultant Services..... | 16 | 5,613 | 27 | 7,048 | 0.160 | 0.345 |

DEPARTMENT OF COMMERCE SNAPSHOT REPORT

Actions Reported in Summary on SF281

Fourth Quarter Fiscal Year 1986

Part I - Total Prime Acquisition Actions

| Acquisition Method | Number of Actions | Net Dollar Amount (000) | | | | |
|--|-------------------|-------------------------|-------------------------|-------------------------|---------------------------------------|------------------------------|
| | | Total | Small Business Concerns | Large Business Concerns | Educational & Non-Profit Institutions | Outside U.S./ Outlying Areas |
| 1. TOTAL (2+7+8)..... | 30,500 | 23,043 | | | | |
| 2. Subtotal (3+4+5+6)..... | 30,455 | 23,043 | 15,083 | 7,143 | 655 | 162 |
| 3. Formally Advertised (Including 2 Step)..... | 0 | 0 | 0 | 0 | 0 | 0 |
| 4. Negotiated Competitive..... | 8,327 | 8,459 | 6,521 | 1,870 | 55 | 13 |
| 5. Negotiated Non-Competitive..... | 18,387 | 8,914 | 6,690 | 1,512 | 567 | 145 |
| 6. Procurement Under Another Agency's Contracts..... | 3,741 | 5,670 | 1,872 | 3,761 | 33 | 4 |
| 6A. GSA Schedules..... | 3,630 | 5,455 | 1,825 | 3,600 | 26 | 4 |
| 6B. Another Agency's Contracts..... | 111 | 215 | 47 | 161 | 7 | 0 |
| 7. Directed Contracts For Foreign Governments..... | 1 | 0 | | | | |
| 8. Tariff Or Regulated Acquisitions..... | 44 | 0 | | | | |

Part II - Statistics on Selected Types of Acquisition

| Type of Acquisition | Number of Actions | Net Dollar Amount (000) |
|--|-------------------|-------------------------|
| 9. Small Business Total Set-Asides..... | 8,811 | 5,070 |
| 10. Small Business Partial Set-Asides..... | 3 | 3 |
| 11. Total Labor Surplus Area Set-Asides..... | 1 | 0 |
| 12. Total Labor Surplus Area/Small Business Set-Asides..... | 2 | 2 |
| 13. Acquisitions From Minority And Disadvantaged Business Enterprises (13A+13B)..... | 4,065 | 1,341 |
| 13A. Directed To Large Or Small Minority Business Enterprises..... | 4,044 | 1,241 |
| 13B. Small Business - Disadvantaged 8(A)..... | 21 | 100 |
| 14. Women-Owned Business..... | 2,277 | 1,095 |

Fourth Quarter Fiscal Year 1986 Year to Date

Part I - Total Prime Acquisition Actions

| Acquisition Method | Number of Actions | Net Dollar Amount (000) | | | | |
|--|-------------------|-------------------------|-------------------------|-------------------------|---------------------------------------|------------------------------|
| | | Total | Small Business Concerns | Large Business Concerns | Educational & Non-Profit Institutions | Outside U.S./ Outlying Areas |
| 1. TOTAL (2+7+8)..... | 124,648 | 103,233 | | | | |
| 2. Subtotal (3+4+5+6)..... | 124,336 | 103,226 | 63,617 | 35,382 | 3,617 | 610 |
| 3. Formally Advertised (Including 2 Step)..... | 1 | 10 | 10 | 0 | 0 | 0 |
| 4. Negotiated Competitive..... | 32,543 | 33,046 | 25,454 | 7,195 | 298 | 99 |
| 5. Negotiated Non-Competitive..... | 77,173 | 41,853 | 29,135 | 9,312 | 2,899 | 507 |
| 6. Procurement Under Another Agency's Contracts..... | 14,619 | 28,317 | 9,018 | 18,875 | 420 | 4 |
| 6A. GSA Schedules..... | 14,125 | 27,627 | 8,734 | 18,550 | 339 | 4 |
| 6B. Another Agency's Contracts..... | 494 | 690 | 284 | 325 | 81 | 0 |
| 7. Directed Contracts For Foreign Governments..... | 2 | 1 | | | | |
| 8. Tariff Or Regulated Acquisitions..... | 310 | 6 | | | | |

Part II - Statistics on Selected Types of Acquisition

| Type of Acquisition | Number of Actions | Net Dollar Amount (000) |
|--|-------------------|-------------------------|
| 9. Small Business Total Set-Asides..... | 38,964 | 19,942 |
| 10. Small Business Partial Set-Asides..... | 132 | 185 |
| 11. Total Labor Surplus Area Set-Asides..... | 52 | 51 |
| 12. Total Labor Surplus Area/Small Business Set-Asides..... | 129 | 652 |
| 13. Acquisitions From Minority And Disadvantaged Business Enterprises (13A+13B)..... | 7,903 | 4,472 |
| 13A. Directed To Large Or Small Minority Business Enterprises..... | 7,671 | 4,154 |
| 13B. Small Business - Disadvantaged 8(A)..... | 232 | 318 |
| 14. Women-Owned Business..... | 5,304 | 3,432 |

DEPARTMENT OF COMMERCE SNAPSHOT REPORT

Actions Reported Individually on SF279
Fourth Quarter Fiscal Year 1986 and Year to Date

| | 4th Qtr Actions | 4th Qtr Dollars (000) | YTD Actions | YTD Dollars (000) | YTD % Actions | YTD % Dollars |
|--|--------------------|--------------------------|-------------|----------------------|------------------|------------------|
| DEPARTMENT OF COMMERCE | 1,053 | 85,289 | 3,816 | 334,653 | 100.000 | 100.000 |
| TYPE CONTRACTOR | | | | | | |
| Bus Concerns | 992 | 80,982 | 3,552 | 314,948 | 93.082 | 94.112 |
| Educational & Non-Profit | 23 | 2,320 | 80 | 9,306 | 2.096 | 2.781 |
| State Loc Gov | 35 | 1,813 | 168 | 8,728 | 4.403 | 2.608 |
| Non-Defined | 3 | 174 | 16 | 1,671 | 0.419 | 0.499 |
| METHODS OF PROC | | | | | | |
| 2 Step | 0 | 0 | 8 | 395 | 0.210 | 0.118 |
| Other Formal Adv | 14 | 490 | 105 | 3,881 | 2.752 | 1.160 |
| Neg Comp | 197 | 14,658 | 1,009 | 112,626 | 26.441 | 33.655 |
| Neg Non-Comp | 78 | 7,241 | 332 | 32,973 | 8.700 | 9.853 |
| Dir For Govs | 5 | 856 | 10 | 1,005 | 0.262 | 0.300 |
| Tariff or Reg | 2 | 785 | 12 | 3,880 | 0.314 | 1.159 |
| SMALL BUSINESS AWARDS | | | | | | |
| Prime | 572 | 33,206 | 1,986 | 102,951 | 52.044 | 30.764 |
| Total Set-Aside | 18 | 1,807 | 87 | 4,066 | 2.280 | 1.215 |
| Partial Set-Aside | 1 | 17 | 1 | 17 | 0.026 | 0.005 |
| LABOR SURPLUS AREA | | | | | | |
| Total Set-Aside | 3 | 92 | 11 | 327 | 0.288 | 0.098 |
| Tie Bid Pref | 2 | 9 | 10 | 967 | 0.262 | 0.289 |
| Tot LSA Sm Set-Aside | 1 | 104 | 4 | 241 | 0.105 | 0.072 |
| SUB-TOTAL | 6 | 205 | 25 | 1,535 | 0.655 | 0.459 |
| No Pref Given | 1,047 | 85,084 | 3,791 | 333,118 | 99.345 | 99.541 |
| MINORITY & DISADVANT | | | | | | |
| Lg Minority | 3 | 32 | 10 | 634 | 0.262 | 0.189 |
| Sm Minority | 32 | 3,090 | 132 | 3,994 | 3.459 | 1.193 |
| 8a Minority | 107 | 8,310 | 332 | 23,651 | 8.700 | 7.067 |
| SUB-TOTAL | 142 | 11,432 | 474 | 28,279 | 12.421 | 8.450 |
| WOMEN OWNED | 44 | 3,465 | 147 | 8,888 | 3.852 | 2.656 |
| TYPE OF CONTRACT | | | | | | |
| Fixed Price | 859 | 57,244 | 3,209 | 230,084 | 84.093 | 68.753 |
| Cost | 127 | 22,528 | 411 | 92,703 | 10.770 | 27.701 |
| Time & Material | 46 | 2,039 | 122 | 6,582 | 3.197 | 1.967 |
| Labor Hour | 21 | 3,478 | 74 | 5,284 | 1.939 | 1.579 |
| Multi Year | 108 | 10,578 | 450 | 58,204 | 11.792 | 17.392 |
| SUBJECT TO STAT REQ | | | | | | |
| Walsh Healey Mfr | 448 | 31,451 | 1,652 | 116,004 | 43.291 | 34.664 |
| Walsh Healey Dir | 118 | 9,890 | 389 | 33,439 | 10.194 | 9.992 |
| Service Contracts | 153 | 14,165 | 769 | 103,756 | 20.152 | 31.004 |
| Davis Bacon | 24 | 1,141 | 78 | 2,809 | 2.044 | 0.839 |
| Not Subject To | 310 | 28,542 | 928 | 78,645 | 24.319 | 23.500 |
| KIND OF CONTRACT | | | | | | |
| Initial Letter | 0 | 0 | 0 | 0 | 0.000 | 0.000 |
| Def Supersd Ltr | 0 | 0 | 0 | 0 | 0.000 | 0.000 |
| Definitive | 357 | 37,318 | 983 | 90,952 | 25.760 | 27.178 |
| Internal Order | 14 | 693 | 51 | 1,828 | 1.336 | 0.546 |
| Modification | 464 | 40,264 | 1,823 | 196,251 | 47.773 | 58.643 |
| GSA Schedule | 205 | 6,832 | 913 | 43,897 | 23.926 | 13.117 |
| External Order | 11 | 234 | 40 | 1,952 | 1.048 | 0.583 |
| Term For Default | 1 | -40 | 4 | -203 | 0.105 | -0.061 |
| Term For Conven | 1 | -12 | 2 | -24 | 0.052 | -0.007 |
| PRODUCT OR SERVICE | | | | | | |
| Supplies & Equipment | 324 | 18,559 | 915 | 48,103 | 23.978 | 14.374 |
| Research & Development | 54 | 10,950 | 176 | 29,822 | 4.612 | 8.911 |
| Construction | 25 | 1,182 | 82 | 2,984 | 2.149 | 0.892 |
| Architect Engineer | 3 | 46 | 15 | 298 | 0.393 | 0.089 |
| Automatic Data Processing Services | 90 | 9,661 | 271 | 28,340 | 7.102 | 8.468 |
| ADP Equipment, Purchase & Lease | 230 | 21,110 | 744 | 69,979 | 19.497 | 20.911 |
| Real Property, Purchase & Lease | 3 | 42 | 6 | 960 | 0.157 | 0.287 |
| Other Services | 324 | 23,739 | 1,607 | 154,167 | 42.112 | 46.068 |
| Consultant Services | 67 | 5,374 | 176 | 14,231 | 4.612 | 4.252 |

DEPARTMENT OF DEFENSE SNAPSHOT REPORT

Actions Reported in Summary on SF281

Fourth Quarter Fiscal Year 1986

Part I - Total Prime Acquisition Actions

| Acquisition Method | Number of Actions | Net Dollar Amount (000) | | | | |
|--|-------------------|-------------------------|-------------------------|-------------------------|---------------------------------------|------------------------------|
| | | Total | Small Business Concerns | Large Business Concerns | Educational & Non-Profit Institutions | Outside U.S./ Outlying Areas |
| 1. TOTAL (2+7+8)..... | 5,136,529 | 4,759,691 | | | | |
| 2. Subtotal (3+4+5+6)..... | 5,126,310 | 4,739,168 | | | | |
| 3. Formally Advertised (Including 2 Step)..... | 152,436 | 120,792 | 0* | 0* | 0* | 0* |
| 4. Negotiated Competitive..... | 2,355,938 | 2,049,048 | 69,985 | 38,186 | 983 | 11,638 |
| 5. Negotiated Non-Competitive..... | 2,246,577 | 1,941,048 | 1,440,496 | 405,638 | 0 | 202,914 |
| 6. Procurement Under Another Agency's Contracts..... | 371,359 | 628,280 | 645,604 | 1,178,621 | 41,369 | 75,454 |
| 6A. GSA Schedules..... | 275,686 | 516,176 | 0* | 0* | 0* | 0* |
| 6B. Another Agency's Contracts..... | 95,673 | 112,104 | 0* | 0* | 0* | 0* |
| 7. Directed Contracts For Foreign Governments..... | 10,219 | 20,523 | | | | |
| 8. Tariff Or Regulated Acquisitions..... | 0 | 0 | | | | |

Part II - Statistics on Selected Types of Acquisition

| Type of Acquisition | Number of Actions | Net Dollar Amount (000) |
|--|-------------------|-------------------------|
| 9. Small Business Total Set-Asides..... | 2,886,679 | 1,685,365 |
| 10. Small Business Partial Set-Asides..... | 0 | 0 |
| 11. Total Labor Surplus Area Set-Asides..... | 14,099 | 9,379 |
| 12. Total Labor Surplus Area/Small Business Set-Asides..... | 0 | 0 |
| 13. Acquisitions From Minority And Disadvantaged Business Enterprises (13A+13B)..... | 90,468 | 90,146 |
| 13A. Directed To Large Or Small Minority Business Enterprises..... | 84,016 | 72,825 |
| 13B. Small Business - Disadvantaged 8(A)..... | 8,452 | 17,321 |
| 14. Women-Owned Business..... | 123,394 | 81,849 |

* DOD DOES NOT REPORT THIS DATA, THEREFORE DOLLARS DO NOT ADD ACROSS AND UP TO EQUAL THE LISTED TOTALS AND SUBTOTALS

Fourth Quarter Fiscal Year 1986 Year to Date

Part I - Total Prime Acquisition Actions

| Acquisition Method | Number of Actions | Net Dollar Amount (000) | | | | |
|--|-------------------|-------------------------|-------------------------|-------------------------|---------------------------------------|------------------------------|
| | | Total | Small Business Concerns | Large Business Concerns | Educational & Non-Profit Institutions | Outside U.S./ Outlying Areas |
| 1. TOTAL (2+7+8)..... | 14,180,721 | 13,087,282 | | | | |
| 2. Subtotal (3+4+5+6)..... | 14,145,170 | 13,019,749 | | | | |
| 3. Formally Advertised (Including 2 Step)..... | 429,127 | 288,128 | 0* | 0* | 0* | 0* |
| 4. Negotiated Competitive..... | 6,263,976 | 5,494,106 | 175,077 | 95,853 | 3,168 | 14,030 |
| 5. Negotiated Non-Competitive..... | 6,442,374 | 5,620,448 | 3,846,765 | 1,086,123 | 0 | 561,218 |
| 6. Procurement Under Another Agency's Contracts..... | 1,009,693 | 1,517,967 | 1,726,193 | 3,561,802 | 115,336 | 217,117 |
| 6A. GSA Schedules..... | 745,252 | 1,331,638 | 0* | 0* | 0* | 0* |
| 6B. Another Agency's Contracts..... | 264,441 | 285,429 | 0* | 0* | 0* | 0* |
| 7. Directed Contracts For Foreign Governments..... | 35,551 | 67,533 | | | | |
| 8. Tariff Or Regulated Acquisitions..... | 0 | 0 | | | | |

Part II - Statistics on Selected Types of Acquisition

| Type of Acquisition | Number of Actions | Net Dollar Amount (000) |
|--|-------------------|-------------------------|
| 9. Small Business Total Set-Asides..... | 6,339,990 | 3,899,966 |
| 10. Small Business Partial Set-Asides..... | 0 | 0 |
| 11. Total Labor Surplus Area Set-Asides..... | 30,868 | 18,342 |
| 12. Total Labor Surplus Area/Small Business Set-Asides..... | 0 | 0 |
| 13. Acquisitions From Minority And Disadvantaged Business Enterprises (13A+13B)..... | 239,327 | 211,202 |
| 13A. Directed To Large Or Small Minority Business Enterprises..... | 224,260 | 173,835 |
| 13B. Small Business - Disadvantaged 8(A)..... | 15,067 | 37,367 |
| 14. Women-Owned Business..... | 324,951 | 223,750 |

* DOD DOES NOT REPORT THIS DATA, THEREFORE DOLLARS DO NOT ADD ACROSS AND UP TO EQUAL THE LISTED TOTALS AND SUBTOTALS

DEPARTMENT OF DEFENSE SNAPSHOT REPORT

Actions Reported Individually on SF279
Fourth Quarter Fiscal Year 1986 and Year to Date

| | 4th Qtr Actions | 4th Qtr Dollars (000) | YTD Actions | YTD Dollars (000) | YTD % Actions | YTD % Dollars |
|--|--------------------|--------------------------|-------------|----------------------|------------------|------------------|
| DEPARTMENT OF DEFENSE..... | 81,765 | 37,225,584 | 256,122 | 145,896,606 | 100.000 | 100.000 |
| TYPE CONTRACTOR | | | | | | |
| Bus Concerns..... | 73,399 | 34,400,329 | 229,581 | 134,305,912 | 89.637 | 92.056 |
| Educational & Non-Profit..... | 2,496 | 595,411 | 9,100 | 3,258,388 | 3.553 | 2.233 |
| State Loc Gov..... | 0 | 0 | 0 | 0 | 0.000 | 0.000 |
| Non-Defined..... | 5,870 | 2,229,844 | 17,441 | 8,332,306 | 6.810 | 5.711 |
| METHODS OF PROC | | | | | | |
| 2 Step..... | 0 | 0 | 2 | 95 | 0.001 | 0.000 |
| Other Formal Adv..... | 724 | 246,782 | 4,495 | 1,809,861 | 1.755 | 1.241 |
| Neg Comp..... | 11,794 | 4,536,886 | 47,728 | 31,716,927 | 18.635 | 21.739 |
| Neg Non-Comp..... | 7,548 | 5,867,811 | 33,918 | 41,533,210 | 13.243 | 28.468 |
| Dir For Govs..... | 1,380 | 1,258,455 | 4,674 | 6,320,968 | 1.825 | 4.332 |
| Tariff or Reg..... | 1,750 | 598,368 | 6,874 | 2,137,403 | 2.684 | 1.465 |
| SMALL BUSINESS AWARDS | | | | | | |
| Prime..... | 31,874 | 7,418,461 | 94,293 | 21,429,667 | 36.816 | 14.688 |
| Total Set-Aside..... | 2,279 | 519,082 | 11,038 | 1,994,697 | 4.310 | 1.367 |
| Partial Set-Aside..... | 49 | 3,649 | 184 | 80,752 | 0.072 | 0.055 |
| LABOR SURPLUS AREA | | | | | | |
| Total Set-Aside..... | 3 | 678 | 20 | 1,837 | 0.008 | 0.001 |
| Partial Set-Aside (DOD Only)..... | 41 | 22,736 | 67 | 45,708 | 0.026 | 0.031 |
| Tie Bid Pref..... | 8 | 586 | 25 | 3,250 | 0.010 | 0.002 |
| Tot LSA Sm Set-Aside..... | 1 | 26 | 19 | 11 | 0.007 | 0.000 |
| Combined Sm Bus Part LSA (DOD Only)..... | 57 | 47,492 | 96 | 60,106 | 0.037 | 0.041 |
| SUB-TOTAL..... | 110 | 71,518 | 227 | 110,912 | 0.089 | 0.076 |
| No Pref Given..... | 81,655 | 37,154,066 | 255,895 | 145,785,694 | 99.911 | 99.924 |
| MINORITY & DISADVANT | | | | | | |
| Lg Minority..... | 41 | 2,141 | 138 | 7,548 | 0.054 | 0.005 |
| Sm Minority..... | 1,478 | 379,815 | 4,427 | 1,010,489 | 1.728 | 0.693 |
| 8a Minority..... | 1,827 | 573,436 | 5,545 | 1,904,099 | 2.165 | 1.305 |
| SUB-TOTAL..... | 3,346 | 955,392 | 10,110 | 2,922,136 | 3.947 | 2.003 |
| WOMEN OWNED..... | 1,591 | 299,507 | 4,545 | 878,041 | 1.775 | 0.602 |
| TYPE OF CONTRACT | | | | | | |
| Fixed Price..... | 67,388 | 30,861,847 | 208,655 | 114,101,221 | 81.467 | 78.207 |
| Cost..... | 11,669 | 5,884,458 | 39,023 | 30,005,141 | 15.236 | 20.566 |
| Time & Material..... | 2,401 | 441,451 | 7,163 | 1,319,727 | 2.797 | 0.905 |
| Labor Hour..... | 307 | 37,828 | 1,281 | 470,517 | 0.500 | 0.323 |
| Multi Year..... | 548 | 1,457,020 | 1,812 | 8,632,636 | 0.707 | 5.917 |
| SUBJECT TO STAT REQ | | | | | | |
| Walsh Healey Mfr..... | 41,304 | 26,120,429 | 131,774 | 105,637,233 | 51.450 | 72.406 |
| Walsh Healey Dir..... | 7,139 | 1,421,748 | 19,228 | 4,774,908 | 7.507 | 3.273 |
| Service Contracts..... | 6,209 | 1,513,820 | 24,047 | 7,365,679 | 9.389 | 5.049 |
| Davis Bacon..... | 6,969 | 2,613,402 | 16,170 | 6,818,873 | 6.313 | 4.674 |
| Not Subject To..... | 20,144 | 5,556,185 | 64,903 | 21,299,913 | 25.341 | 14.599 |
| KIND OF CONTRACT | | | | | | |
| Initial Letter..... | 305 | 1,054,128 | 821 | 2,708,661 | 0.321 | 1.857 |
| Def Supersd Ltr..... | 235 | 1,492,032 | 759 | 4,808,916 | 0.296 | 3.296 |
| Definitive..... | 32,847 | 16,101,441 | 88,217 | 48,420,975 | 34.443 | 33.189 |
| Internal Order..... | 24,335 | 6,836,137 | 76,633 | 19,225,141 | 29.921 | 13.177 |
| Modification..... | 18,870 | 11,499,815 | 71,400 | 69,828,260 | 27.877 | 47.861 |
| GSA Schedule..... | 4,428 | 362,128 | 15,474 | 1,290,920 | 6.042 | 0.885 |
| External Order..... | 267 | 47,105 | 898 | 171,506 | 0.351 | 0.118 |
| Term For Default..... | 87 | -22,768 | 430 | -117,392 | 0.168 | -0.080 |
| Term For Conven..... | 391 | -144,434 | 1,490 | -440,381 | 0.582 | -0.302 |
| PRODUCT OR SERVICE | | | | | | |
| Supplies & Equipment..... | 38,830 | 22,670,315 | 123,156 | 89,135,008 | 48.085 | 61.095 |
| Research & Development..... | 7,591 | 3,502,942 | 24,200 | 19,794,406 | 9.449 | 13.567 |
| Construction..... | 9,680 | 3,627,284 | 22,503 | 9,173,918 | 8.786 | 6.288 |
| Architect Engineer..... | 2,441 | 478,222 | 7,258 | 1,914,624 | 2.834 | 1.312 |
| Automatic Data Processing Services..... | 932 | 209,345 | 3,857 | 980,852 | 1.506 | 0.672 |
| ADP Equipment, Purchase & Lease..... | 6,079 | 1,166,492 | 14,370 | 3,054,750 | 5.611 | 2.094 |
| Real Property, Purchase & Lease..... | 53 | 28,331 | 270 | 127,958 | 0.105 | 0.088 |
| Other Services..... | 16,159 | 5,542,653 | 60,508 | 21,715,090 | 23.625 | 14.884 |
| Consultant Services..... | 138 | 64,573 | 435 | 136,149 | 0.170 | 0.093 |

DEPARTMENT OF EDUCATION SNAPSHOT REPORT

Actions Reported in Summary on SF281

Fourth Quarter Fiscal Year 1986

Part I - Total Prime Acquisition Actions

| Acquisition Method | Number of Actions | Net Dollar Amount (000) | | | | |
|--|-------------------|-------------------------|-------------------------|-------------------------|---------------------------------------|------------------------------|
| | | Total | Small Business Concerns | Large Business Concerns | Educational & Non-Profit Institutions | Outside U.S./ Outlying Areas |
| 1. TOTAL (2+7+8)..... | 1,065 | 1,391 | | | | |
| 2. Subtotal (3+4+5+6)..... | 1,065 | 1,391 | 490 | 657 | 244 | 0 |
| 3. Formally Advertised (Including 2 Step) | 0 | 0 | 0 | 0 | 0 | 0 |
| 4. Negotiated Competitive..... | 6 | 42 | 35 | 7 | 0 | 0 |
| 5. Negotiated Non-Competitive | 949 | 1,170 | 385 | 541 | 244 | 0 |
| 6. Procurement Under Another Agency's Contracts..... | 110 | 179 | 70 | 109 | 0 | 0 |
| 6A. GSA Schedules..... | 110 | 179 | 70 | 109 | 0 | 0 |
| 6B. Another Agency's Contracts..... | 0 | 0 | 0 | 0 | 0 | 0 |
| 7. Directed Contracts For Foreign Governments | 0 | 0 | | | | |
| 8. Tariff Or Regulated Acquisitions..... | 0 | 0 | | | | |

Part II - Statistics on Selected Types of Acquisition

| Type of Acquisition | Number of Actions | Net Dollar Amount (000) |
|--|-------------------|-------------------------|
| 9. Small Business Total Set-Asides | 184 | 343 |
| 10. Small Business Partial Set-Asides | 0 | 0 |
| 11. Total Labor Surplus Area Set-Asides..... | 0 | 0 |
| 12. Total Labor Surplus Area/Small Business Set-Asides | 0 | 0 |
| 13. Acquisitions From Minority And Disadvantaged Business Enterprises (13A+13B)..... | 0 | 0 |
| 13A. Directed To Large Or Small Minority Business Enterprises..... | 0 | 0 |
| 13B. Small Business - Disadvantaged 8(A) | 0 | 0 |
| 14. Women-Owned Business | 3 | 20 |

Fourth Quarter Fiscal Year 1986 Year to Date

Part I - Total Prime Acquisition Actions

| Acquisition Method | Number of Actions | Net Dollar Amount (000) | | | | |
|--|-------------------|-------------------------|-------------------------|-------------------------|---------------------------------------|------------------------------|
| | | Total | Small Business Concerns | Large Business Concerns | Educational & Non-Profit Institutions | Outside U.S./ Outlying Areas |
| 1. TOTAL (2+7+8)..... | 5,087 | 6,073 | | | | |
| 2. Subtotal (3+4+5+6)..... | 5,087 | 6,073 | 3,864 | 1,913 | 296 | 0 |
| 3. Formally Advertised (Including 2 Step) | 0 | 0 | 0 | 0 | 0 | 0 |
| 4. Negotiated Competitive..... | 16 | 221 | 214 | 7 | 0 | 0 |
| 5. Negotiated Non-Competitive | 4,578 | 4,611 | 3,364 | 951 | 296 | 0 |
| 6. Procurement Under Another Agency's Contracts..... | 493 | 1,241 | 286 | 955 | 0 | 0 |
| 6A. GSA Schedules..... | 493 | 1,241 | 286 | 955 | 0 | 0 |
| 6B. Another Agency's Contracts..... | 0 | 0 | 0 | 0 | 0 | 0 |
| 7. Directed Contracts For Foreign Governments | 0 | 0 | | | | |
| 8. Tariff Or Regulated Acquisitions..... | 0 | 0 | | | | |

Part II - Statistics on Selected Types of Acquisition

| Type of Acquisition | Number of Actions | Net Dollar Amount (000) |
|--|-------------------|-------------------------|
| 9. Small Business Total Set-Asides | 693 | 1,268 |
| 10. Small Business Partial Set-Asides | 0 | 0 |
| 11. Total Labor Surplus Area Set-Asides..... | 0 | 0 |
| 12. Total Labor Surplus Area/Small Business Set-Asides | 0 | 0 |
| 13. Acquisitions From Minority And Disadvantaged Business Enterprises (13A+13B)..... | 0 | 0 |
| 13A. Directed To Large Or Small Minority Business Enterprises..... | 0 | 0 |
| 13B. Small Business - Disadvantaged 8(A) | 0 | 0 |
| 14. Women-Owned Business | 27 | 69 |

DEPARTMENT OF EDUCATION SNAPSHOT REPORT

Actions Reported Individually on SF279
Fourth Quarter Fiscal Year 1986 and Year to Date

| | 4th Qtr Actions | 4th Qtr Dollars (000) | YTD Actions | YTD Dollars (000) | YTD % Actions | YTD % Dollars |
|---|--------------------|--------------------------|-------------|----------------------|------------------|------------------|
| DEPARTMENT OF EDUCATION..... | 174 | 50,398 | 433 | 143,247 | 100.000 | 100.000 |
| TYPE CONTRACTOR | | | | | | |
| Bus Concerns | 131 | 27,571 | 313 | 97,052 | 72.286 | 67.752 |
| Educational & Non-Profit..... | 25 | 11,744 | 67 | 29,341 | 15.473 | 20.483 |
| State Loc Gov..... | 18 | 11,083 | 53 | 16,854 | 12.240 | 11.766 |
| Non-Defined | 0 | 0 | 0 | 0 | 0.000 | 0.000 |
| METHODS OF PROC | | | | | | |
| 2 Step | 0 | 0 | 0 | 0 | 0.000 | 0.000 |
| Other Formal Adv..... | 1 | 30 | 10 | 492 | 2.309 | 0.343 |
| Neg Comp..... | 40 | 6,948 | 162 | 61,604 | 37.413 | 43.005 |
| Neg Non-Comp..... | 21 | 2,433 | 77 | 26,149 | 17.783 | 18.254 |
| Dir For Govs | 0 | 0 | 0 | 0 | 0.000 | 0.000 |
| Tariff or Reg..... | 0 | 0 | 0 | 0 | 0.000 | 0.000 |
| SMALL BUSINESS AWARDS | | | | | | |
| Prime..... | 86 | 17,077 | 166 | 32,708 | 38.337 | 22.833 |
| Total Set-Aside | 0 | 0 | 2 | -35 | 0.462 | -0.024 |
| Partial Set-Aside | 0 | 0 | 0 | 0 | 0.000 | 0.000 |
| LABOR SURPLUS AREA | | | | | | |
| Total Set-Aside | 0 | 0 | 2 | 152 | 0.462 | 0.106 |
| Tie Bid Pref..... | 0 | 0 | 0 | 0 | 0.000 | 0.000 |
| Tot LSA Sm Set-Aside..... | 0 | 0 | 0 | 0 | 0.000 | 0.000 |
| SUB-TOTAL..... | 0 | 0 | 2 | 152 | 0.462 | 0.106 |
| No Pref Given..... | 174 | 50,398 | 431 | 143,095 | 99.538 | 99.894 |
| MINORITY & DISADVANT | | | | | | |
| Lg Minority..... | 0 | 0 | 0 | 0 | 0.000 | 0.000 |
| Sm Minority..... | 0 | 0 | 0 | 0 | 0.000 | 0.000 |
| 8a Minority..... | 37 | 6,804 | 89 | 18,886 | 20.554 | 13.184 |
| SUB-TOTAL..... | 37 | 6,804 | 89 | 18,886 | 20.554 | 13.184 |
| WOMEN OWNED..... | 12 | 171 | 20 | 1,653 | 4.619 | 1.154 |
| TYPE OF CONTRACT | | | | | | |
| Fixed Price..... | 67 | 10,012 | 200 | 62,625 | 46.189 | 43.718 |
| Cost..... | 104 | 38,566 | 229 | 77,065 | 52.887 | 53.799 |
| Time & Material..... | 0 | 0 | 0 | 0 | 0.000 | 0.000 |
| Labor Hour..... | 3 | 1,820 | 4 | 3,557 | 0.924 | 2.483 |
| Multi Year..... | 92 | 33,007 | 246 | 109,726 | 56.813 | 76.599 |
| SUBJECT TO STAT REQ | | | | | | |
| Walsh Healey Mfr..... | 0 | 0 | 1 | 158 | 0.231 | 0.110 |
| Walsh Healey Dir..... | 4 | 427 | 8 | 1,028 | 1.848 | 0.718 |
| Service Contracts..... | 29 | 6,313 | 89 | 34,768 | 20.554 | 24.271 |
| Davis Bacon..... | 0 | 0 | 0 | 0 | 0.000 | 0.000 |
| Not Subject To..... | 141 | 43,658 | 335 | 107,293 | 77.367 | 74.901 |
| KIND OF CONTRACT | | | | | | |
| Initial Letter..... | 5 | 843 | 7 | 1,361 | 1.617 | 0.950 |
| Def Superseded Ltr..... | 1 | 187 | 1 | 187 | 0.231 | 0.131 |
| Definitive..... | 70 | 26,090 | 121 | 38,619 | 27.945 | 26.960 |
| Internal Order..... | 0 | 0 | 0 | 0 | 0.000 | 0.000 |
| Modification..... | 97 | 23,342 | 289 | 102,460 | 66.744 | 71.527 |
| GSA Schedule..... | 0 | 0 | 14 | 684 | 3.233 | 0.477 |
| External Order..... | 0 | 0 | 0 | 0 | 0.000 | 0.000 |
| Term For Default..... | 1 | -64 | 1 | -64 | 0.231 | -0.045 |
| Term For Conven..... | 0 | 0 | 0 | 0 | 0.000 | 0.000 |
| PRODUCT OR SERVICE | | | | | | |
| Supplies & Equipment..... | 4 | 358 | 24 | 1,513 | 5.543 | 1.056 |
| Research & Development..... | 19 | 3,151 | 24 | 3,809 | 5.543 | 2.659 |
| Construction..... | 0 | 0 | 0 | 0 | 0.000 | 0.000 |
| Architect Engineer..... | 0 | 0 | 0 | 0 | 0.000 | 0.000 |
| Automatic Data Processing Services..... | 25 | 11,766 | 68 | 40,066 | 15.704 | 27.970 |
| ADP Equipment, Purchase & Lease..... | 5 | 870 | 17 | 16,653 | 3.926 | 11.625 |
| Real Property, Purchase & Lease..... | 0 | 0 | 0 | 0 | 0.000 | 0.000 |
| Other Services..... | 121 | 34,253 | 300 | 81,206 | 69.284 | 56.689 |
| Consultant Services..... | 4 | 255 | 13 | 2,211 | 3.002 | 1.543 |

DEPARTMENT OF ENERGY SNAPSHOT REPORT

Actions Reported in Summary on SF281

Fourth Quarter Fiscal Year 1986

Part I - Total Prime Acquisition Actions

| Acquisition Method | Number of Actions | Net Dollar Amount (000) | | | | |
|--|-------------------|-------------------------|-------------------------|-------------------------|---------------------------------------|------------------------------|
| | | Total | Small Business Concerns | Large Business Concerns | Educational & Non-Profit Institutions | Outside U.S./ Outlying Areas |
| 1. TOTAL (2+7+8)..... | 5,907 | 10,018 | | | | |
| 2. Subtotal (3+4+5+6)..... | 5,905 | 10,011 | 5,363 | 4,457 | 191 | 0 |
| 3. Formally Advertised (Including 2 Step) | 12 | 63 | 63 | 0 | 0 | 0 |
| 4. Negotiated Competitive..... | 1,051 | 2,905 | 2,271 | 614 | 20 | 0 |
| 5. Negotiated Non-Competitive | 3,635 | 2,551 | 1,653 | 803 | 95 | 0 |
| 6. Procurement Under Another Agency's Contracts..... | 1,207 | 4,492 | 1,376 | 3,040 | 76 | 0 |
| 6A. GSA Schedules..... | 1,070 | 4,301 | 1,368 | 2,933 | 0 | 0 |
| 6B. Another Agency's Contracts..... | 137 | 191 | 8 | 107 | 76 | 0 |
| 7. Directed Contracts For Foreign Governments | 0 | 0 | | | | |
| 8. Tariff Or Regulated Acquisitions..... | 2 | 7 | | | | |

Part II - Statistics on Selected Types of Acquisition

| Type of Acquisition | Number of Actions | Net Dollar Amount (000) |
|--|-------------------|-------------------------|
| 9. Small Business Total Set-Asides | 7,541 | 3,193 |
| 10. Small Business Partial Set-Asides..... | 59 | 55 |
| 11. Total Labor Surplus Area Set-Asides | 1,339 | 71 |
| 12. Total Labor Surplus Area/Small Business Set-Asides | 152 | 143 |
| 13. Acquisitions From Minority And Disadvantaged Business Enterprises (13A+13B)..... | 240 | 199 |
| 13A. Directed To Large Or Small Minority Business Enterprises | 170 | 135 |
| 13B. Small Business - Disadvantaged 8(A) | 70 | 64 |
| 14. Women-Owned Business..... | 94 | 172 |

Fourth Quarter Fiscal Year 1986 Year to Date

Part I - Total Prime Acquisition Actions

| Acquisition Method | Number of Actions | Net Dollar Amount (000) | | | | |
|--|-------------------|-------------------------|-------------------------|-------------------------|---------------------------------------|------------------------------|
| | | Total | Small Business Concerns | Large Business Concerns | Educational & Non-Profit Institutions | Outside U.S./ Outlying Areas |
| 1. TOTAL (2+7+8)..... | 38,740 | 43,576 | | | | |
| 2. Subtotal (3+4+5+6)..... | 38,732 | 43,549 | 26,476 | 16,236 | 641 | 196 |
| 3. Formally Advertised (Including 2 Step) | 83 | 144 | 128 | 8 | 0 | 8 |
| 4. Negotiated Competitive..... | 16,931 | 18,130 | 14,319 | 3,645 | 44 | 122 |
| 5. Negotiated Non-Competitive | 16,404 | 13,056 | 8,009 | 4,540 | 461 | 46 |
| 6. Procurement Under Another Agency's Contracts..... | 5,314 | 12,219 | 4,020 | 8,043 | 136 | 20 |
| 6A. GSA Schedules..... | 4,906 | 11,755 | 3,904 | 7,835 | 16 | 0 |
| 6B. Another Agency's Contracts..... | 408 | 464 | 116 | 208 | 120 | 20 |
| 7. Directed Contracts For Foreign Governments | 0 | 0 | | | | |
| 8. Tariff Or Regulated Acquisitions..... | 8 | 27 | | | | |

Part II - Statistics on Selected Types of Acquisition

| Type of Acquisition | Number of Actions | Net Dollar Amount (000) |
|--|-------------------|-------------------------|
| 9. Small Business Total Set-Asides | 30,164 | 16,091 |
| 10. Small Business Partial Set-Asides..... | 236 | 131 |
| 11. Total Labor Surplus Area Set-Asides | 5,356 | 1,605 |
| 12. Total Labor Surplus Area/Small Business Set-Asides | 608 | 863 |
| 13. Acquisitions From Minority And Disadvantaged Business Enterprises (13A+13B)..... | 960 | 814 |
| 13A. Directed To Large Or Small Minority Business Enterprises | 680 | 561 |
| 13B. Small Business - Disadvantaged 8(A) | 280 | 253 |
| 14. Women-Owned Business..... | 376 | 552 |

DEPARTMENT OF ENERGY SNAPSHOT REPORT

Actions Reported Individually on SF279
Fourth Quarter Fiscal Year 1986 and Year to Date

| | 4th Qtr Actions | 4th Qtr Dollars (000) | YTD Actions | YTD Dollars (000) | YTD % Actions | YTD % Dollars |
|---|--------------------|--------------------------|-------------|----------------------|------------------|------------------|
| DEPARTMENT OF ENERGY..... | 2,232 | 2,102,602 | 7,080 | 13,872,983 | 100.000 | 100.000 |
| TYPE CONTRACTOR | | | | | | |
| Bus Concerns..... | 1,902 | 1,538,884 | 5,799 | 9,784,257 | 81.907 | 70.527 |
| Educational & Non-Profit..... | 195 | 335,002 | 753 | 2,527,252 | 10.636 | 18.217 |
| State Loc Gov..... | 128 | 154,966 | 494 | 1,365,523 | 6.977 | 9.843 |
| Non-Defined..... | 7 | 73,750 | 34 | 195,951 | 0.480 | 1.412 |
| METHODS OF PROC | | | | | | |
| 2 Step..... | 1 | 58 | 5 | 194 | 0.071 | 0.001 |
| Other Formal Adv..... | 32 | 1,147 | 216 | 25,551 | 3.051 | 0.184 |
| Neg Comp..... | 538 | 564,991 | 2,075 | 2,179,086 | 29.308 | 15.707 |
| Neg Non-Comp..... | 506 | 1,008,021 | 2,138 | 9,996,928 | 30.198 | 72.060 |
| Dir For Govs..... | 0 | 0 | 0 | 0 | 0.000 | 0.000 |
| Tariff or Reg..... | 13 | 235,156 | 50 | 865,409 | 0.706 | 6.238 |
| SMALL BUSINESS AWARDS | | | | | | |
| Prime..... | 1,036 | 147,929 | 2,943 | 382,204 | 41.568 | 2.755 |
| Total Set-Aside..... | 138 | 14,460 | 462 | 38,014 | 6.525 | 0.274 |
| Partial Set-Aside..... | 0 | 0 | 3 | 1,132 | 0.042 | 0.006 |
| LABOR SURPLUS AREA | | | | | | |
| Total Set-Aside..... | 12 | 3,024 | 35 | 7,466 | 0.494 | 0.054 |
| Tie Bid Pref..... | 0 | 0 | 1 | 651 | 0.014 | 0.005 |
| Tot LSA Sm Set-Aside..... | 10 | 500 | 47 | 2,842 | 0.664 | 0.020 |
| SUB-TOTAL..... | 22 | 3,524 | 83 | 10,959 | 1.172 | 0.079 |
| No Pref Given..... | 2,210 | 2,099,078 | 6,997 | 13,862,024 | 98.828 | 99.921 |
| MINORITY & DISADVANT | | | | | | |
| Lg Minority..... | 6 | 2,107 | 18 | 4,167 | 0.254 | 0.030 |
| Sm Minority..... | 47 | 1,083 | 148 | 15,010 | 2.090 | 0.108 |
| 8a Minority..... | 202 | 41,814 | 570 | 91,443 | 8.051 | 0.659 |
| SUB-TOTAL..... | 255 | 45,004 | 736 | 110,620 | 10.395 | 0.797 |
| WOMEN OWNED..... | 77 | 8,754 | 177 | 15,717 | 2.500 | 0.113 |
| TYPE OF CONTRACT | | | | | | |
| Fixed Price..... | 1,093 | 488,359 | 3,488 | 1,891,903 | 49.266 | 13.637 |
| Cost..... | 1,105 | 1,607,972 | 3,515 | 11,972,523 | 49.647 | 86.301 |
| Time & Material..... | 5 | 5,200 | 20 | 6,270 | 0.282 | 0.045 |
| Labor Hour..... | 29 | 1,071 | 57 | 2,287 | 0.805 | 0.016 |
| Multi Year..... | 34 | 13,015 | 69 | 130,429 | 0.975 | 0.940 |
| SUBJECT TO STAT REQ | | | | | | |
| Walsh Healey Mfr..... | 172 | 66,748 | 511 | 870,634 | 7.218 | 6.276 |
| Walsh Healey Dir..... | 34 | 86,120 | 125 | 437,924 | 1.766 | 3.157 |
| Service Contracts..... | 163 | 55,205 | 557 | 512,987 | 7.867 | 3.698 |
| Davis Bacon..... | 228 | 111,627 | 748 | 279,663 | 10.565 | 2.016 |
| Not Subject To..... | 1,635 | 1,782,902 | 5,139 | 11,771,775 | 72.585 | 84.854 |
| KIND OF CONTRACT | | | | | | |
| Initial Letter..... | 2 | 2,672 | 5 | 3,287 | 0.071 | 0.024 |
| Def Superseded Ltr..... | 1 | 943 | 7 | 4,993 | 0.099 | 0.036 |
| Definitive..... | 467 | 191,277 | 916 | 580,217 | 12.938 | 4.182 |
| Internal Order..... | 135 | 8,515 | 273 | 11,885 | 3.856 | 0.086 |
| Modification..... | 1,530 | 1,893,658 | 5,502 | 13,256,624 | 77.712 | 95.557 |
| GSA Schedule..... | 94 | 5,616 | 366 | 17,504 | 5.169 | 0.126 |
| External Order..... | 0 | 0 | 2 | 105 | 0.028 | 0.001 |
| Term For Default..... | 1 | -14 | 2 | -35 | 0.028 | 0.000 |
| Term For Conven..... | 2 | -65 | 7 | -1,597 | 0.099 | -0.012 |
| PRODUCT OR SERVICE | | | | | | |
| Supplies & Equipment..... | 181 | 106,653 | 715 | 656,785 | 10.099 | 4.734 |
| Research & Development..... | 725 | 210,939 | 2,071 | 1,189,498 | 29.251 | 8.574 |
| Construction..... | 300 | 130,281 | 968 | 353,738 | 13.672 | 2.550 |
| Architect Engineer..... | 124 | 40,527 | 397 | 145,090 | 5.607 | 1.046 |
| Automatic Data Processing Services..... | 63 | 9,995 | 204 | 40,609 | 2.881 | 0.293 |
| ADP Equipment, Purchase & Lease..... | 104 | 14,042 | 376 | 31,076 | 5.311 | 0.224 |
| Real Property, Purchase & Lease..... | 4 | 38 | 13 | 1,386 | 0.184 | 0.010 |
| Other Services..... | 731 | 1,590,127 | 2,336 | 11,454,801 | 32.994 | 82.569 |
| Consultant Services..... | 2 | 61 | 5 | 115 | 0.071 | 0.001 |

DEPT OF HEALTH AND HUMAN SERVICES SNAPSHOT REPORT

Actions Reported in Summary on SF281

Fourth Quarter Fiscal Year 1986

Part I - Total Prime Acquisition Actions

| Acquisition Method | Number of Actions | Net Dollar Amount (000) | | | | |
|--|-------------------|-------------------------|-------------------------|-------------------------|---------------------------------------|------------------------------|
| | | Total | Small Business Concerns | Large Business Concerns | Educational & Non-Profit Institutions | Outside U.S./ Outlying Areas |
| 1. TOTAL (2+7+8)..... | 238,837 | 146,540 | | | | |
| 2. Subtotal (3+4+5+6)..... | 238,837 | 146,540 | 79,881 | 56,398 | 9,784 | 477 |
| 3. Formally Advertised (Including 2 Step)..... | 53 | 333 | 222 | 111 | 0 | 0 |
| 4. Negotiated Competitive..... | 12,430 | 21,003 | 13,381 | 6,251 | 1,335 | 36 |
| 5. Negotiated Non-Competitive..... | 181,911 | 72,982 | 49,132 | 16,294 | 7,116 | 440 |
| 6. Procurement Under Another Agency's Contracts..... | 44,443 | 52,222 | 17,146 | 33,742 | 1,333 | 1 |
| 6A. GSA Schedules..... | 41,669 | 46,184 | 15,907 | 30,074 | 203 | 0 |
| 6B. Another Agency's Contracts..... | 2,774 | 6,038 | 1,239 | 3,668 | 1,130 | 1 |
| 7. Directed Contracts For Foreign Governments..... | 0 | 0 | | | | |
| 8. Tariff Or Regulated Acquisitions..... | 0 | 0 | | | | |

Part II - Statistics on Selected Types of Acquisition

| Type of Acquisition | Number of Actions | Net Dollar Amount (000) |
|--|-------------------|-------------------------|
| 9. Small Business Total Set-Asides..... | 71,822 | 45,462 |
| 10. Small Business Partial Set-Asides..... | 228 | 55 |
| 11. Total Labor Surplus Area Set-Asides..... | 1,448 | 1,151 |
| 12. Total Labor Surplus Area/Small Business Set-Asides..... | 4,455 | 2,576 |
| 13. Acquisitions From Minority And Disadvantaged Business Enterprises (13A + 13B)..... | 3,841 | 3,667 |
| 13A. Directed To Large Or Small Minority Business Enterprises..... | 3,607 | 2,857 |
| 13B. Small Business - Disadvantaged 8(A)..... | 234 | 810 |
| 14. Women-Owned Business..... | 3,920 | 2,686 |

Fourth Quarter Fiscal Year 1986 Year to Date

Part I - Total Prime Acquisition Actions

| Acquisition Method | Number of Actions | Net Dollar Amount (000) | | | | |
|--|-------------------|-------------------------|-------------------------|-------------------------|---------------------------------------|------------------------------|
| | | Total | Small Business Concerns | Large Business Concerns | Educational & Non-Profit Institutions | Outside U.S./ Outlying Areas |
| 1. TOTAL (2+7+8)..... | 796,681 | 491,028 | | | | |
| 2. Subtotal (3+4+5+6)..... | 796,681 | 491,028 | 266,734 | 190,278 | 31,930 | 2,086 |
| 3. Formally Advertised (Including 2 Step)..... | 214 | 1,452 | 975 | 447 | 30 | 0 |
| 4. Negotiated Competitive..... | 68,762 | 81,850 | 51,107 | 26,978 | 3,713 | 52 |
| 5. Negotiated Non-Competitive..... | 581,600 | 244,713 | 164,324 | 54,594 | 23,764 | 2,031 |
| 6. Procurement Under Another Agency's Contracts..... | 146,105 | 163,013 | 50,328 | 108,259 | 4,423 | 3 |
| 6A. GSA Schedules..... | 132,956 | 136,011 | 41,090 | 94,440 | 481 | 0 |
| 6B. Another Agency's Contracts..... | 13,149 | 27,002 | 9,238 | 13,819 | 3,942 | 3 |
| 7. Directed Contracts For Foreign Governments..... | 0 | 0 | | | | |
| 8. Tariff Or Regulated Acquisitions..... | 0 | 0 | | | | |

Part II - Statistics on Selected Types of Acquisition

| Type of Acquisition | Number of Actions | Net Dollar Amount (000) |
|--|-------------------|-------------------------|
| 9. Small Business Total Set-Asides..... | 230,968 | 147,866 |
| 10. Small Business Partial Set-Asides..... | 806 | 212 |
| 11. Total Labor Surplus Area Set-Asides..... | 5,236 | 4,867 |
| 12. Total Labor Surplus Area/Small Business Set-Asides..... | 21,047 | 11,616 |
| 13. Acquisitions From Minority And Disadvantaged Business Enterprises (13A + 13B)..... | 10,227 | 9,921 |
| 13A. Directed To Large Or Small Minority Business Enterprises..... | 9,570 | 7,862 |
| 13B. Small Business - Disadvantaged 8(A)..... | 657 | 2,059 |
| 14. Women-Owned Business..... | 10,840 | 8,944 |

DEPT OF HEALTH AND HUMAN SERVICES SNAPSHOT REPORT

Actions Reported Individually on SF279
Fourth Quarter Fiscal Year 1986 and Year to Date

| | 4th Qtr Actions | 4th Qtr Dollars (000) | YTD Actions | YTD Dollars (000) | YTD % Actions | YTD % Dollars |
|---|--------------------|--------------------------|-------------|----------------------|------------------|------------------|
| DEPT OF HEALTH AND HUMAN SERVICES..... | 1,427 | 310,611 | 4,618 | 1,092,066 | 100.000 | 100.000 |
| TYPE CONTRACTOR | | | | | | |
| Bus Concerns | 828 | 184,090 | 2,798 | 615,663 | 60.615 | 56.376 |
| Educational & Non-Profit | 324 | 68,533 | 925 | 262,608 | 20.039 | 24.047 |
| State Loc Gov..... | 270 | 57,409 | 885 | 212,728 | 19.172 | 19.479 |
| Non-Defined | 5 | 579 | 8 | 1,067 | 0.173 | 0.098 |
| METHODS OF PROC | | | | | | |
| 2 Step | 0 | 0 | 3 | 99 | 0.065 | 0.009 |
| Other Formal Adv..... | 14 | 1,748 | 137 | 17,545 | 2.968 | 1.607 |
| Neg Comp | 385 | 70,838 | 1,614 | 426,250 | 34.965 | 39.032 |
| Neg Non-Comp | 80 | 11,886 | 448 | 82,013 | 9.705 | 7.510 |
| Dir For Govs | 0 | 0 | 1 | 193 | 0.022 | 0.018 |
| Tariff or Reg..... | 0 | 0 | 0 | 0 | 0.000 | 0.000 |
| SMALL BUSINESS AWARDS | | | | | | |
| Prime | 468 | 69,214 | 1,462 | 267,381 | 31.672 | 24.484 |
| Total Set-Aside | 17 | 2,366 | 135 | 16,892 | 2.925 | 1.547 |
| Partial Set-Aside | 0 | 0 | 3 | 264 | 0.065 | 0.024 |
| LABOR SURPLUS AREA | | | | | | |
| Total Set-Aside | 3 | 1,249 | 10 | 2,036 | 0.217 | 0.186 |
| Tie Bid Pref | 0 | 0 | 1 | 62 | 0.022 | 0.006 |
| Tot LSA Sm Set-Aside..... | 12 | 5,851 | 46 | 10,245 | 0.997 | 0.938 |
| SUB-TOTAL | 15 | 7,100 | 57 | 12,343 | 1.235 | 1.130 |
| No Pref Given | 1,412 | 303,511 | 4,559 | 1,079,723 | 98.765 | 98.870 |
| MINORITY & DISADVANT | | | | | | |
| Lg Minority..... | 4 | 203 | 16 | 3,516 | 0.347 | 0.322 |
| Sm Minority | 24 | 2,084 | 74 | 7,998 | 1.603 | 0.732 |
| 8a Minority | 89 | 16,587 | 269 | 58,089 | 5.828 | 5.319 |
| SUB-TOTAL | 117 | 18,874 | 359 | 69,603 | 7.777 | 6.374 |
| WOMEN OWNED | | | | | | |
| | 30 | 3,990 | 153 | 22,075 | 3.315 | 2.021 |
| TYPE OF CONTRACT | | | | | | |
| Fixed Price | 680 | 128,469 | 2,371 | 397,416 | 51.365 | 36.391 |
| Cost | 738 | 180,163 | 2,132 | 680,256 | 46.187 | 62.291 |
| Time & Material | 3 | 893 | 11 | 6,196 | 0.238 | 0.567 |
| Labor Hour | 6 | 1,086 | 102 | 8,198 | 2.210 | 0.751 |
| Multi Year | 50 | 46,176 | 272 | 80,556 | 5.893 | 7.376 |
| SUBJECT TO STAT REQ | | | | | | |
| Walsh Healey Mfr..... | 64 | 51,309 | 326 | 89,580 | 7.062 | 8.203 |
| Walsh Healey Dir..... | 296 | 38,414 | 760 | 125,497 | 16.464 | 11.492 |
| Service Contracts | 897 | 185,258 | 2,958 | 761,983 | 64.081 | 69.774 |
| Davis Bacon | 99 | 26,880 | 221 | 61,333 | 4.788 | 5.616 |
| Not Subject To | 71 | 8,750 | 351 | 53,673 | 7.604 | 4.915 |
| KIND OF CONTRACT | | | | | | |
| Initial Letter | 0 | 0 | 0 | 0 | 0.000 | 0.000 |
| Def Superseded Ltr..... | 0 | 0 | 1 | 912 | 0.022 | 0.084 |
| Definitive | 560 | 165,696 | 1,391 | 400,358 | 30.134 | 36.661 |
| Internal Order | 3 | 119 | 81 | 3,198 | 1.755 | 0.293 |
| Modification | 571 | 126,571 | 2,222 | 608,314 | 48.137 | 55.703 |
| GSA Schedule | 238 | 14,192 | 807 | 64,584 | 17.483 | 5.914 |
| External Order | 55 | 4,033 | 113 | 14,821 | 2.448 | 1.357 |
| Term For Default | 0 | 0 | 1 | -121 | 0.022 | -0.011 |
| Term For Conven..... | 0 | 0 | 0 | 0 | 0.000 | 0.000 |
| PRODUCT OR SERVICE | | | | | | |
| Supplies & Equipment | 217 | 26,689 | 567 | 74,681 | 12.283 | 6.839 |
| Research & Development | 482 | 98,207 | 1,371 | 372,048 | 29.701 | 34.068 |
| Construction | 99 | 26,880 | 221 | 61,333 | 4.788 | 5.616 |
| Architect Engineer..... | 8 | 406 | 22 | 3,615 | 0.477 | 0.331 |
| Automatic Data Processing Services..... | 44 | 6,250 | 186 | 35,565 | 4.029 | 3.257 |
| ADP Equipment, Purchase & Lease..... | 136 | 62,095 | 406 | 135,871 | 8.795 | 12.442 |
| Real Property, Purchase & Lease..... | 0 | 0 | 0 | 0 | 0.000 | 0.000 |
| Other Services | 441 | 90,084 | 1,843 | 408,953 | 39.926 | 37.448 |
| Consultant Services | 49 | 9,270 | 73 | 11,278 | 1.581 | 1.033 |

DEPT OF HOUSING AND URBAN DEVELOPMENT SNAPSHOT REPORT

Actions Reported in Summary on SF281

Fourth Quarter Fiscal Year 1986

Part I - Total Prime Acquisition Actions

| Acquisition Method | Number of Actions | Net Dollar Amount (000) | | | | |
|--|-------------------|-------------------------|-------------------------|-------------------------|---------------------------------------|------------------------------|
| | | Total | Small Business Concerns | Large Business Concerns | Educational & Non-Profit Institutions | Outside U.S./ Outlying Areas |
| 1. TOTAL (2+7+8)..... | 3,609 | 5,223 | | | | |
| 2. Subtotal (3+4+5+6)..... | 3,609 | 5,223 | 2,818 | 2,395 | 10 | 0 |
| 3. Formally Advertised (Including 2 Step)..... | 0 | 0 | 0 | 0 | 0 | 0 |
| 4. Negotiated Competitive..... | 555 | 583 | 476 | 105 | 2 | 0 |
| 5. Negotiated Non-Competitive..... | 2,038 | 1,320 | 870 | 442 | 8 | 0 |
| 6. Procurement Under Another Agency's Contracts..... | 1,016 | 3,320 | 1,472 | 1,848 | 0 | 0 |
| 6A. GSA Schedules..... | 1,014 | 3,318 | 1,470 | 1,848 | 0 | 0 |
| 6B. Another Agency's Contracts..... | 2 | 2 | 2 | 0 | 0 | 0 |
| 7. Directed Contracts For Foreign Governments..... | 0 | 0 | | | | |
| 8. Tariff Or Regulated Acquisitions..... | 0 | 0 | | | | |

Part II - Statistics on Selected Types of Acquisition

| Type of Acquisition | Number of Actions | Net Dollar Amount (000) |
|--|-------------------|-------------------------|
| 9. Small Business Total Set-Asides..... | 0 | 0 |
| 10. Small Business Partial Set-Asides..... | 0 | 0 |
| 11. Total Labor Surplus Area Set-Asides..... | 0 | 0 |
| 12. Total Labor Surplus Area/Small Business Set-Asides..... | 0 | 0 |
| 13. Acquisitions From Minority And Disadvantaged Business Enterprises (13A+13B)..... | 227 | 156 |
| 13A. Directed To Large Or Small Minority Business Enterprises..... | 225 | 155 |
| 13B. Small Business - Disadvantaged 8(A)..... | 2 | 1 |
| 14. Women-Owned Business..... | 80 | 152 |

Fourth Quarter Fiscal Year 1986 Year to Date

Part I - Total Prime Acquisition Actions

| Acquisition Method | Number of Actions | Net Dollar Amount (000) | | | | |
|--|-------------------|-------------------------|-------------------------|-------------------------|---------------------------------------|------------------------------|
| | | Total | Small Business Concerns | Large Business Concerns | Educational & Non-Profit Institutions | Outside U.S./ Outlying Areas |
| 1. TOTAL (2+7+8)..... | 11,820 | 10,444 | | | | |
| 2. Subtotal (3+4+5+6)..... | 11,820 | 10,444 | 5,341 | 5,082 | 21 | 0 |
| 3. Formally Advertised (Including 2 Step)..... | 0 | 0 | 0 | 0 | 0 | 0 |
| 4. Negotiated Competitive..... | 2,865 | 1,988 | 1,331 | 652 | 5 | 0 |
| 5. Negotiated Non-Competitive..... | 5,278 | 2,558 | 1,639 | 903 | 16 | 0 |
| 6. Procurement Under Another Agency's Contracts..... | 3,677 | 5,898 | 2,371 | 3,527 | 0 | 0 |
| 6A. GSA Schedules..... | 3,193 | 5,788 | 2,290 | 3,498 | 0 | 0 |
| 6B. Another Agency's Contracts..... | 484 | 110 | 81 | 29 | 0 | 0 |
| 7. Directed Contracts For Foreign Governments..... | 0 | 0 | | | | |
| 8. Tariff Or Regulated Acquisitions..... | 0 | 0 | | | | |

Part II - Statistics on Selected Types of Acquisition

| Type of Acquisition | Number of Actions | Net Dollar Amount (000) |
|--|-------------------|-------------------------|
| 9. Small Business Total Set-Asides..... | 178 | 74 |
| 10. Small Business Partial Set-Asides..... | 0 | 0 |
| 11. Total Labor Surplus Area Set-Asides..... | 0 | 0 |
| 12. Total Labor Surplus Area/Small Business Set-Asides..... | 0 | 0 |
| 13. Acquisitions From Minority And Disadvantaged Business Enterprises (13A+13B)..... | 404 | 259 |
| 13A. Directed To Large Or Small Minority Business Enterprises..... | 391 | 250 |
| 13B. Small Business - Disadvantaged 8(A)..... | 13 | 9 |
| 14. Women-Owned Business..... | 159 | 252 |

DEPT OF HOUSING AND URBAN DEVELOPMENT SNAPSHOT REPORT

Actions Reported Individually on SF279
Fourth Quarter Fiscal Year 1986 and Year to Date

| | 4th Qtr Actions | 4th Qtr Dollars (000) | YTD Actions | YTD Dollars (000) | YTD % Actions | YTD % Dollars |
|---|--------------------|--------------------------|-------------|----------------------|------------------|------------------|
| DEPT OF HOUSING AND URBAN DEVELOPMENT | 170 | 36,272 | 501 | 100,654 | 100.000 | 100.000 |
| TYPE CONTRACTOR | | | | | | |
| Bus Concerns | 164 | 36,017 | 487 | 98,659 | 97.206 | 98.018 |
| Educational & Non-Profit | 6 | 255 | 14 | 1,995 | 2.794 | 1.982 |
| State Loc Gov..... | 0 | 0 | 0 | 0 | 0.000 | 0.000 |
| Non-Defined | 0 | 0 | 0 | 0 | 0.000 | 0.000 |
| METHODS OF PROC | | | | | | |
| 2 Step | 0 | 0 | 0 | 0 | 0.000 | 0.000 |
| Other Formal Adv..... | 1 | 100 | 9 | 383 | 1.796 | 0.381 |
| Neg Comp | 57 | 8,708 | 210 | 53,777 | 41.916 | 53.428 |
| Neg Non-Comp | 17 | 7,559 | 66 | 18,309 | 13.174 | 18.190 |
| Dir For Govs..... | 0 | 0 | 0 | 0 | 0.000 | 0.000 |
| Tariff or Reg..... | 0 | 0 | 0 | 0 | 0.000 | 0.000 |
| SMALL BUSINESS AWARDS | | | | | | |
| Prime | 139 | 34,223 | 329 | 52,973 | 65.669 | 52.629 |
| Total Set-Aside | 2 | 108 | 10 | 270 | 1.996 | 0.268 |
| Partial Set-Aside | 0 | 0 | 0 | 0 | 0.000 | 0.000 |
| LABOR SURPLUS AREA | | | | | | |
| Total Set-Aside | 7 | 477 | 22 | 3,112 | 4.391 | 3.092 |
| Tie Bid Pref..... | 0 | 0 | 0 | 0 | 0.000 | 0.000 |
| Tot LSA Sm Set-Aside..... | 2 | 113 | 3 | 488 | 0.589 | 0.485 |
| SUB-TOTAL | 9 | 590 | 25 | 3,600 | 4.990 | 3.577 |
| No Pref Given | 161 | 35,682 | 476 | 97,054 | 95.010 | 96.423 |
| MINORITY & DISADVANT | | | | | | |
| Lg Minority..... | 0 | 0 | 0 | 0 | 0.000 | 0.000 |
| Sm Minority | 27 | 282 | 72 | 1,853 | 14.371 | 1.642 |
| 8a Minority..... | 92 | 33,077 | 163 | 44,033 | 32.535 | 43.747 |
| SUB-TOTAL | 119 | 33,359 | 235 | 45,686 | 46.906 | 45.389 |
| WOMEN OWNED | 5 | 447 | 10 | 621 | 1.996 | 0.617 |
| TYPE OF CONTRACT | | | | | | |
| Fixed Price | 101 | 20,243 | 304 | 58,177 | 60.679 | 57.799 |
| Cost..... | 69 | 16,029 | 190 | 42,271 | 37.924 | 41.996 |
| Time & Material | 0 | 0 | 7 | 206 | 1.397 | 0.205 |
| Labor Hour | 0 | 0 | 0 | 0 | 0.000 | 0.000 |
| Multi Year..... | 0 | 0 | 0 | 0 | 0.000 | 0.000 |
| SUBJECT TO STAT REQ | | | | | | |
| Walsh Healey Mfr..... | 5 | 383 | 10 | 660 | 1.996 | 0.656 |
| Walsh Healey Dir..... | 2 | 72 | 3 | 115 | 0.589 | 0.114 |
| Service Contracts..... | 11 | 699 | 70 | 6,190 | 13.972 | 6.150 |
| Davis Bacon..... | 0 | 0 | 1 | 1 | 0.200 | 0.001 |
| Not Subject To | 152 | 35,118 | 417 | 93,688 | 83.234 | 93.079 |
| KIND OF CONTRACT | | | | | | |
| Initial Letter | 0 | 0 | 0 | 0 | 0.000 | 0.000 |
| Def Supersed Ltr..... | 0 | 0 | 0 | 0 | 0.000 | 0.000 |
| Definitive..... | 23 | 16,393 | 64 | 24,221 | 12.774 | 24.064 |
| Internal Order..... | 50 | 1,587 | 123 | 4,200 | 24.551 | 4.173 |
| Modification | 70 | 16,181 | 252 | 68,214 | 50.299 | 67.771 |
| GSA Schedule | 27 | 2,111 | 62 | 4,019 | 12.375 | 3.993 |
| External Order..... | 0 | 0 | 0 | 0 | 0.000 | 0.000 |
| Term For Default..... | 0 | 0 | 0 | 0 | 0.000 | 0.000 |
| Term For Conven..... | 0 | 0 | 0 | 0 | 0.000 | 0.000 |
| PRODUCT OR SERVICE | | | | | | |
| Supplies & Equipment | 31 | 6,609 | 64 | 8,771 | 12.774 | 8.714 |
| Research & Development..... | 0 | 0 | 3 | 188 | 0.589 | 0.187 |
| Construction..... | 3 | 302 | 21 | 3,250 | 4.192 | 3.229 |
| Architect Engineer..... | 0 | 0 | 0 | 0 | 0.000 | 0.000 |
| Automatic Data Processing Services..... | 18 | 6,432 | 87 | 34,768 | 17.365 | 34.542 |
| ADP Equipment, Purchase & Lease..... | 17 | 2,669 | 51 | 11,823 | 10.180 | 11.746 |
| Real Property, Purchase & Lease..... | 0 | 0 | 0 | 0 | 0.000 | 0.000 |
| Other Services..... | 101 | 20,260 | 275 | 41,854 | 54.890 | 41.582 |
| Consultant Services | 0 | 0 | 5 | 148 | 0.998 | 0.147 |

DEPARTMENT OF INTERIOR SNAPSHOT REPORT

Actions Reported in Summary on SF281

Fourth Quarter Fiscal Year 1986

Part I - Total Prime Acquisition Actions

| Acquisition Method | Number of Actions | Net Dollar Amount (000) | | | | |
|--|-------------------|-------------------------|-------------------------|-------------------------|---------------------------------------|------------------------------|
| | | Total | Small Business Concerns | Large Business Concerns | Educational & Non-Profit Institutions | Outside U.S./ Outlying Areas |
| 1. TOTAL (2+7+8)..... | 201,509 | 95,726 | | | | |
| 2. Subtotal (3+4+5+6)..... | 201,478 | 95,723 | 65,554 | 29,597 | 414 | 158 |
| 3. Formally Advertised (Including 2 Step)..... | 274 | 1,315 | 1,100 | 204 | 11 | 0 |
| 4. Negotiated Competitive..... | 94,082 | 43,991 | 36,627 | 6,734 | 619 | 11 |
| 5. Negotiated Non-Competitive..... | 84,998 | 22,203 | 17,012 | 5,755 | -708 | 144 |
| 6. Procurement Under Another Agency's Contracts..... | 22,124 | 28,214 | 10,815 | 16,904 | 492 | 3 |
| 6A. GSA Schedules..... | 19,005 | 24,155 | 9,090 | 14,957 | 105 | 3 |
| 6B. Another Agency's Contracts..... | 3,119 | 4,059 | 1,725 | 1,947 | 387 | 0 |
| 7. Directed Contracts For Foreign Governments..... | 8 | 2 | | | | |
| 8. Tariff Or Regulated Acquisitions..... | 23 | 1 | | | | |

Part II - Statistics on Selected Types of Acquisition

| Type of Acquisition | Number of Actions | Net Dollar Amount (000) |
|--|-------------------|-------------------------|
| 9. Small Business Total Set-Asides..... | 99,738 | 26,048 |
| 10. Small Business Partial Set-Asides..... | 4 | 4 |
| 11. Total Labor Surplus Area Set-Asides..... | 4,024 | 2,460 |
| 12. Total Labor Surplus Area/Small Business Set-Asides..... | 11,091 | 4,055 |
| 13. Acquisitions From Minority And Disadvantaged Business Enterprises (13A+13B)..... | 2,852 | 2,826 |
| 13A. Directed To Large Or Small Minority Business Enterprises..... | 2,852 | 2,826 |
| 13B. Small Business - Disadvantaged 8(A)..... | 0 | 0 |
| 14. Women-Owned Business..... | 2,017 | 1,642 |

Fourth Quarter Fiscal Year 1986 Year to Date

Part I - Total Prime Acquisition Actions

| Acquisition Method | Number of Actions | Net Dollar Amount (000) | | | | |
|--|-------------------|-------------------------|-------------------------|-------------------------|---------------------------------------|------------------------------|
| | | Total | Small Business Concerns | Large Business Concerns | Educational & Non-Profit Institutions | Outside U.S./ Outlying Areas |
| 1. TOTAL (2+7+8)..... | 463,825 | 226,052 | | | | |
| 2. Subtotal (3+4+5+6)..... | 463,341 | 225,473 | 157,255 | 60,396 | 7,432 | 390 |
| 3. Formally Advertised (Including 2 Step)..... | 902 | 3,070 | 2,468 | 527 | 75 | 0 |
| 4. Negotiated Competitive..... | 202,451 | 95,382 | 84,544 | 9,566 | 1,248 | 24 |
| 5. Negotiated Non-Competitive..... | 198,332 | 63,838 | 44,468 | 13,965 | 5,068 | 337 |
| 6. Procurement Under Another Agency's Contracts..... | 61,656 | 63,183 | 25,775 | 36,338 | 1,041 | 29 |
| 6A. GSA Schedules..... | 52,449 | 52,507 | 20,040 | 32,169 | 269 | 29 |
| 6B. Another Agency's Contracts..... | 9,207 | 10,676 | 5,735 | 4,169 | 772 | 0 |
| 7. Directed Contracts For Foreign Governments..... | 11 | 5 | | | | |
| 8. Tariff Or Regulated Acquisitions..... | 473 | 574 | | | | |

Part II - Statistics on Selected Types of Acquisition

| Type of Acquisition | Number of Actions | Net Dollar Amount (000) |
|--|-------------------|-------------------------|
| 9. Small Business Total Set-Asides..... | 175,658 | 59,858 |
| 10. Small Business Partial Set-Asides..... | 265 | 50 |
| 11. Total Labor Surplus Area Set-Asides..... | 14,084 | 9,789 |
| 12. Total Labor Surplus Area/Small Business Set-Asides..... | 28,778 | 10,805 |
| 13. Acquisitions From Minority And Disadvantaged Business Enterprises (13A+13B)..... | 8,055 | 6,707 |
| 13A. Directed To Large Or Small Minority Business Enterprises..... | 8,055 | 6,707 |
| 13B. Small Business - Disadvantaged 8(A)..... | 0 | 0 |
| 14. Women-Owned Business..... | 4,849 | 3,568 |

DEPARTMENT OF INTERIOR SNAPSHOT REPORT

Actions Reported Individually on SF279
Fourth Quarter Fiscal Year 1986 and Year to Date

| | 4th Qtr Actions | 4th Qtr Dollars (000) | YTD Actions | YTD Dollars (000) | YTD % Actions | YTD % Dollars |
|--|--------------------|--------------------------|-------------|----------------------|------------------|------------------|
| DEPARTMENT OF INTERIOR..... | 2,766 | 193,239 | 8,924 | 1,011,286 | 100.000 | 100.000 |
| TYPE CONTRACTOR | | | | | | |
| Bus Concerns | 2,501 | 177,432 | 7,601 | 908,339 | 85.175 | 89.820 |
| Educational & Non-Profit | 52 | 8,547 | 137 | 15,112 | 1.535 | 1.494 |
| State Loc Gov..... | 210 | 7,193 | 1,182 | 87,769 | 13.245 | 8.679 |
| Non-Defined | 3 | 67 | 4 | 66 | 0.045 | 0.007 |
| METHODS OF PROC | | | | | | |
| 2 Step | 0 | 0 | 1 | -1 | 0.011 | 0.000 |
| Other Formal Adv..... | 32 | 3,198 | 205 | 55,827 | 2.297 | 5.520 |
| Neg Comp..... | 457 | 25,897 | 2,048 | 169,097 | 22.949 | 16.721 |
| Neg Non-Comp..... | 120 | 1,977 | 570 | 31,778 | 6.387 | 3.142 |
| Dir For Govs..... | 0 | 0 | 0 | 0 | 0.000 | 0.000 |
| Tariff or Reg..... | 0 | 0 | 0 | 0 | 0.000 | 0.000 |
| SMALL BUSINESS AWARDS | | | | | | |
| Prime | 1,686 | 112,071 | 5,144 | 542,933 | 57.642 | 53.687 |
| Total Set-Aside | 90 | 4,690 | 519 | 19,689 | 5.816 | 1.947 |
| Partial Set-Aside | 9 | 1 | 31 | -179 | 0.347 | -0.016 |
| LABOR SURPLUS AREA | | | | | | |
| Total Set-Aside | 60 | 18,676 | 220 | 160,058 | 2.465 | 15.827 |
| Partial Set-Aside (DOD Only)..... | 0 | 0 | 9 | 96 | 0.101 | 0.009 |
| Tie Bid Pref..... | 8 | 213 | 37 | 2,553 | 0.415 | 0.252 |
| Tot LSA Sm Set-Aside..... | 327 | 33,724 | 989 | 116,505 | 11.082 | 11.520 |
| Combined Sm Bus Part LSA (DOD Only)..... | 1 | 679 | 4 | 769 | 0.045 | 0.076 |
| SUB-TOTAL | 396 | 53,292 | 1,259 | 279,981 | 14.108 | 27.686 |
| No Pref Given | 2,370 | 139,947 | 7,665 | 731,305 | 85.892 | 72.314 |
| MINORITY & DISADVANT | | | | | | |
| Lg Minority..... | 66 | 2,149 | 371 | 6,050 | 4.157 | 0.598 |
| Sm Minority..... | 56 | 6,817 | 261 | 20,502 | 2.925 | 2.027 |
| 8a Minority..... | 193 | 4,277 | 579 | 198,840 | 6.488 | 19.662 |
| SUB-TOTAL | 315 | 13,243 | 1,211 | 225,392 | 13.570 | 22.288 |
| WOMEN OWNED | 72 | 4,025 | 301 | 11,937 | 3.373 | 1.180 |
| TYPE OF CONTRACT | | | | | | |
| Fixed Price | 2,407 | 163,237 | 7,345 | 854,790 | 82.306 | 84.525 |
| Cost..... | 307 | 29,163 | 1,451 | 151,077 | 16.260 | 14.939 |
| Time & Material..... | 22 | 444 | 60 | 3,051 | 0.672 | 0.302 |
| Labor Hour..... | 30 | 395 | 68 | 2,368 | 0.762 | 0.234 |
| Multi Year..... | 208 | 28,053 | 696 | 173,071 | 7.799 | 17.114 |
| SUBJECT TO STAT REQ | | | | | | |
| Walsh Healey Mfr..... | 469 | 19,078 | 1,405 | 71,678 | 15.744 | 7.088 |
| Walsh Healey Dlr..... | 277 | 13,092 | 697 | 27,653 | 7.810 | 2.734 |
| Service Contracts..... | 703 | 25,357 | 2,148 | 122,544 | 24.070 | 12.118 |
| Davis Bacon..... | 564 | 86,088 | 1,619 | 598,305 | 18.142 | 59.163 |
| Not Subject To | 753 | 49,624 | 3,055 | 191,106 | 34.234 | 18.897 |
| KIND OF CONTRACT | | | | | | |
| Initial Letter | 1 | 219 | 21 | 4,609 | 0.235 | 0.456 |
| Def Supersd Ltr..... | 1 | 420 | 2 | 464 | 0.022 | 0.046 |
| Definitive..... | 908 | 101,523 | 2,783 | 545,450 | 31.186 | 53.936 |
| Internal Order..... | 381 | 12,077 | 1,547 | 40,801 | 17.335 | 4.035 |
| Modification..... | 971 | 63,788 | 3,446 | 367,798 | 38.615 | 36.369 |
| GSA Schedule | 488 | 14,315 | 1,080 | 51,197 | 12.102 | 5.063 |
| External Order..... | 13 | 1,020 | 33 | 1,724 | 0.370 | 0.170 |
| Term For Default..... | 2 | -109 | 5 | -561 | 0.056 | -0.055 |
| Term For Conven..... | 1 | -14 | 7 | -196 | 0.078 | -0.019 |
| PRODUCT OR SERVICE | | | | | | |
| Supplies & Equipment | 429 | 23,192 | 1,252 | 69,314 | 14.030 | 6.854 |
| Research & Development..... | 41 | 4,859 | 91 | 8,979 | 1.020 | 0.888 |
| Construction..... | 586 | 86,597 | 1,677 | 600,534 | 18.792 | 59.383 |
| Architect Engineer..... | 80 | 2,513 | 285 | 20,869 | 3.194 | 2.064 |
| Automatic Data Processing Services..... | 89 | 1,390 | 257 | 22,245 | 2.880 | 2.200 |
| ADP Equipment, Purchase & Lease..... | 384 | 14,620 | 1,115 | 38,482 | 12.494 | 3.805 |
| Real Property, Purchase & Lease..... | 100 | 3,238 | 119 | 4,067 | 1.333 | 0.402 |
| Other Services..... | 1,057 | 56,830 | 4,128 | 246,796 | 46.257 | 24.404 |
| Consultant Services | 8 | 533 | 24 | 1,115 | 0.269 | 0.110 |

DEPARTMENT OF JUSTICE SNAPSHOT REPORT

Actions Reported in Summary on SF281

Fourth Quarter Fiscal Year 1986

Part I - Total Prime Acquisition Actions

| Acquisition Method | Number of Actions | Net Dollar Amount (000) | | | | |
|--|-------------------|-------------------------|-------------------------|-------------------------|---------------------------------------|------------------------------|
| | | Total | Small Business Concerns | Large Business Concerns | Educational & Non-Profit Institutions | Outside U.S./ Outlying Areas |
| 1. TOTAL (2+7+8)..... | 194,873 | 54,573 | | | | |
| 2. Subtotal (3+4+5+6)..... | 194,792 | 53,794 | 33,678 | 17,511 | 2,605 | 0 |
| 3. Formally Advertised (Including 2 Step)..... | 129 | 555 | 375 | 180 | 0 | 0 |
| 4. Negotiated Competitive..... | 68,231 | 16,284 | 13,074 | 3,202 | 8 | 0 |
| 5. Negotiated Non-Competitive..... | 79,944 | 20,119 | 13,871 | 4,918 | 1,330 | 0 |
| 6. Procurement Under Another Agency's Contracts..... | 46,488 | 16,836 | 6,358 | 9,211 | 1,267 | 0 |
| 6A. GSA Schedules..... | 8,025 | 11,840 | 4,127 | 7,715 | -2 | 0 |
| 6B. Another Agency's Contracts..... | 38,463 | 4,996 | 2,231 | 1,496 | 1,269 | 0 |
| 7. Directed Contracts For Foreign Governments..... | 0 | 0 | | | | 0 |
| 8. Tariff Or Regulated Acquisitions..... | 81 | 779 | | | | 0 |

Part II - Statistics on Selected Types of Acquisition

| Type of Acquisition | Number of Actions | Net Dollar Amount (000) |
|--|-------------------|-------------------------|
| 9. Small Business Total Set-Asides..... | 106,440 | 25,595 |
| 10. Small Business Partial Set-Asides..... | 29 | 244 |
| 11. Total Labor Surplus Area Set-Asides..... | 11,170 | 2,241 |
| 12. Total Labor Surplus Area/Small Business Set-Asides..... | 17,857 | 7,477 |
| 13. Acquisitions From Minority And Disadvantaged Business Enterprises (13A+13B)..... | 14,962 | 2,037 |
| 13A. Directed To Large Or Small Minority Business Enterprises..... | 14,933 | 1,772 |
| 13B. Small Business - Disadvantaged 8(A)..... | 29 | 265 |
| 14. Women-Owned Business..... | 2,825 | 502 |

Fourth Quarter Fiscal Year 1986 Year to Date

Part I - Total Prime Acquisition Actions

| Acquisition Method | Number of Actions | Net Dollar Amount (000) | | | | |
|--|-------------------|-------------------------|-------------------------|-------------------------|---------------------------------------|------------------------------|
| | | Total | Small Business Concerns | Large Business Concerns | Educational & Non-Profit Institutions | Outside U.S./ Outlying Areas |
| 1. TOTAL (2+7+8)..... | 697,768 | 208,967 | | | | |
| 2. Subtotal (3+4+5+6)..... | 697,485 | 205,578 | 132,453 | 64,879 | 8,246 | 0 |
| 3. Formally Advertised (Including 2 Step)..... | 543 | 2,329 | 1,813 | 512 | 4 | 0 |
| 4. Negotiated Competitive..... | 230,430 | 70,178 | 56,664 | 13,118 | 396 | 0 |
| 5. Negotiated Non-Competitive..... | 276,854 | 72,260 | 51,658 | 17,643 | 2,959 | 0 |
| 6. Procurement Under Another Agency's Contracts..... | 189,658 | 60,811 | 22,318 | 33,606 | 4,887 | 0 |
| 6A. GSA Schedules..... | 30,510 | 42,853 | 13,982 | 28,791 | 80 | 0 |
| 6B. Another Agency's Contracts..... | 159,148 | 17,958 | 8,336 | 4,815 | 4,807 | 0 |
| 7. Directed Contracts For Foreign Governments..... | 0 | 0 | | | | 0 |
| 8. Tariff Or Regulated Acquisitions..... | 283 | 3,389 | | | | 0 |

Part II - Statistics on Selected Types of Acquisition

| Type of Acquisition | Number of Actions | Net Dollar Amount (000) |
|--|-------------------|-------------------------|
| 9. Small Business Total Set-Asides..... | 414,482 | 89,065 |
| 10. Small Business Partial Set-Asides..... | 34 | 246 |
| 11. Total Labor Surplus Area Set-Asides..... | 39,406 | 8,837 |
| 12. Total Labor Surplus Area/Small Business Set-Asides..... | 75,898 | 27,203 |
| 13. Acquisitions From Minority And Disadvantaged Business Enterprises (13A+13B)..... | 57,566 | 7,087 |
| 13A. Directed To Large Or Small Minority Business Enterprises..... | 57,476 | 6,686 |
| 13B. Small Business - Disadvantaged 8(A)..... | 90 | 401 |
| 14. Women-Owned Business..... | 9,157 | 1,850 |

DEPARTMENT OF JUSTICE SNAPSHOT REPORT

Actions Reported Individually on SF279

Fourth Quarter Fiscal Year 1986 and Year to Date

| | 4th Qtr Actions | 4th Qtr Dollars (000) | YTD Actions | YTD Dollars (000) | YTD % Actions | YTD % Dollars |
|---|--------------------|--------------------------|-------------|----------------------|------------------|------------------|
| DEPARTMENT OF JUSTICE | 235 | 115,777 | 1,357 | 323,690 | 100.000 | 100.000 |
| TYPE CONTRACTOR | | | | | | |
| Bus Concerns | 219 | 48,282 | 1,309 | 248,523 | 96.463 | 76.778 |
| Educational & Non-Profit | 16 | 67,495 | 44 | 74,983 | 3.242 | 23.165 |
| State Loc Gov..... | 0 | 0 | 4 | 184 | 0.295 | 0.057 |
| Non-Defined | 0 | 0 | 0 | 0 | 0.000 | 0.000 |
| METHODS OF PROC | | | | | | |
| 2 Step | 0 | 0 | 1 | 146 | 0.074 | 0.045 |
| Other Formal Adv..... | 1 | 54 | 10 | 1,747 | 0.737 | 0.540 |
| Neg Comp | 82 | 6,985 | 410 | 67,600 | 30.214 | 20.884 |
| Neg Non-Comp | 24 | 2,629 | 297 | 41,526 | 21.887 | 12.829 |
| Dir For Govs | 0 | 0 | 0 | 0 | 0.000 | 0.000 |
| Tariff or Reg..... | 0 | 0 | 1 | 102 | 0.074 | 0.032 |
| SMALL BUSINESS AWARDS | | | | | | |
| Prime | 114 | 19,649 | 531 | 81,111 | 39.130 | 25.058 |
| Total Set-Aside | 8 | 273 | 22 | 1,991 | 1.621 | 0.615 |
| Partial Set-Aside | 0 | 0 | 0 | 0 | 0.000 | 0.000 |
| LABOR SURPLUS AREA | | | | | | |
| Total Set-Aside | 0 | 0 | 6 | 2,733 | 0.442 | 0.844 |
| Tie Bid Pref | 3 | 127 | 8 | 853 | 0.590 | 0.264 |
| Tot LSA Sm Set-Aside..... | 1 | 2,733 | 9 | 4,201 | 0.663 | 1.298 |
| SUB-TOTAL | 4 | 2,860 | 23 | 7,787 | 1.695 | 2.406 |
| No Pref Given | 231 | 112,917 | 1,334 | 315,903 | 98.305 | 97.594 |
| MINORITY & DISADVANT | | | | | | |
| Lg Minority..... | 0 | 0 | 4 | 864 | 0.295 | 0.267 |
| Sm Minority | 5 | 240 | 24 | 2,650 | 1.769 | 0.819 |
| 8a Minority..... | 12 | 2,339 | 50 | 17,205 | 3.685 | 5.315 |
| SUB-TOTAL | 17 | 2,579 | 78 | 20,719 | 5.748 | 6.401 |
| WOMEN OWNED | 13 | 1,665 | 34 | 5,476 | 2.506 | 1.692 |
| TYPE OF CONTRACT | | | | | | |
| Fixed Price | 200 | 108,335 | 1,263 | 292,362 | 93.073 | 90.322 |
| Cost | 28 | 6,397 | 73 | 21,632 | 5.380 | 6.683 |
| Time & Material | 4 | 326 | 12 | 8,052 | 0.884 | 2.488 |
| Labor Hour | 3 | 719 | 9 | 1,644 | 0.663 | 0.508 |
| Multi Year | 29 | 8,451 | 107 | 21,267 | 7.885 | 6.570 |
| SUBJECT TO STAT REQ | | | | | | |
| Walsh Healey Mfr..... | 61 | 4,261 | 393 | 41,641 | 28.961 | 12.864 |
| Walsh Healey Dir..... | 14 | 913 | 99 | 14,146 | 7.296 | 4.370 |
| Service Contracts | 85 | 73,413 | 502 | 160,154 | 36.993 | 49.478 |
| Davis Bacon..... | 13 | 7,136 | 51 | 29,073 | 3.758 | 8.982 |
| Not Subject To | 62 | 30,054 | 312 | 78,676 | 22.992 | 24.306 |
| KIND OF CONTRACT | | | | | | |
| Initial Letter | 0 | 0 | 0 | 0 | 0.000 | 0.000 |
| Def Supersd Ltr..... | 0 | 0 | 0 | 0 | 0.000 | 0.000 |
| Definitive | 61 | 79,924 | 292 | 148,767 | 21.518 | 45.960 |
| Internal Order..... | 61 | 21,547 | 190 | 45,076 | 14.001 | 13.926 |
| Modification | 45 | 10,202 | 374 | 77,958 | 27.561 | 24.084 |
| GSA Schedule | 66 | 3,972 | 479 | 46,898 | 35.298 | 14.489 |
| External Order..... | 2 | 132 | 21 | 4,931 | 1.548 | 1.523 |
| Term For Default..... | 0 | 0 | 0 | 0 | 0.000 | 0.000 |
| Term For Conven..... | 0 | 0 | 1 | 60 | 0.074 | 0.019 |
| PRODUCT OR SERVICE | | | | | | |
| Supplies & Equipment | 67 | 4,988 | 333 | 34,448 | 24.539 | 10.642 |
| Research & Development | 3 | 1,394 | 9 | 2,527 | 0.663 | 0.781 |
| Construction | 13 | 7,136 | 57 | 29,578 | 4.200 | 9.138 |
| Architect Engineer | 5 | 3,553 | 25 | 11,937 | 1.842 | 3.688 |
| Automatic Data Processing Services..... | 17 | 2,062 | 74 | 20,212 | 5.453 | 6.244 |
| ADP Equipment, Purchase & Lease | 32 | 6,283 | 265 | 54,075 | 19.528 | 16.706 |
| Real Property, Purchase & Lease..... | 1 | 58 | 5 | 326 | 0.368 | 0.101 |
| Other Services | 97 | 90,303 | 589 | 170,587 | 43.405 | 52.701 |
| Consultant Services | 0 | 0 | 3 | 1,043 | 0.221 | 0.322 |

DEPARTMENT OF LABOR SNAPSHOT REPORT

Actions Reported in Summary on SF281

Fourth Quarter Fiscal Year 1986

Part I - Total Prime Acquisition Actions

| Acquisition Method | Number of Actions | Net Dollar Amount (000) | | | | |
|--|-------------------|-------------------------|-------------------------|-------------------------|---------------------------------------|------------------------------|
| | | Total | Small Business Concerns | Large Business Concerns | Educational & Non-Profit Institutions | Outside U.S./ Outlying Areas |
| 1. TOTAL (2+7+8)..... | 8,061 | 9,461 | | | | |
| 2. Subtotal (3+4+5+6)..... | 8,059 | 9,436 | 5,162 | 3,973 | 301 | 0 |
| 3. Formally Advertised (Including 2 Step)..... | 0 | 0 | 0 | 0 | 0 | 0 |
| 4. Negotiated Competitive..... | 1,252 | 1,978 | 1,197 | 662 | 119 | 0 |
| 5. Negotiated Non-Competitive..... | 4,829 | 4,208 | 2,767 | 1,266 | 175 | 0 |
| 6. Procurement Under Another Agency's Contracts..... | 1,978 | 3,250 | 1,198 | 2,045 | 7 | 0 |
| 6A. GSA Schedules..... | 1,861 | 3,038 | 1,004 | 2,027 | 7 | 0 |
| 6B. Another Agency's Contracts..... | 117 | 212 | 194 | 18 | 0 | 0 |
| 7. Directed Contracts For Foreign Governments..... | 0 | 0 | | | | 0 |
| 8. Tariff Or Regulated Acquisitions..... | 2 | 25 | | | | 0 |

Part II - Statistics on Selected Types of Acquisition

| Type of Acquisition | Number of Actions | Net Dollar Amount (000) |
|--|-------------------|-------------------------|
| 9. Small Business Total Set-Asides..... | 2,415 | 1,506 |
| 10. Small Business Partial Set-Asides..... | 5 | 28 |
| 11. Total Labor Surplus Area Set-Asides..... | 166 | 397 |
| 12. Total Labor Surplus Area/Small Business Set-Asides..... | 32 | 31 |
| 13. Acquisitions From Minority And Disadvantaged Business Enterprises (13A + 13B)..... | 287 | 326 |
| 13A. Directed To Large Or Small Minority Business Enterprises..... | 283 | 302 |
| 13B. Small Business - Disadvantaged 8(A)..... | 4 | 24 |
| 14. Women-Owned Business..... | 125 | 162 |

Fourth Quarter Fiscal Year 1986 Year to Date

Part I - Total Prime Acquisition Actions

| Acquisition Method | Number of Actions | Net Dollar Amount (000) | | | | |
|--|-------------------|-------------------------|-------------------------|-------------------------|---------------------------------------|------------------------------|
| | | Total | Small Business Concerns | Large Business Concerns | Educational & Non-Profit Institutions | Outside U.S./ Outlying Areas |
| 1. TOTAL (2+7+8)..... | 31,608 | 35,353 | | | | |
| 2. Subtotal (3+4+5+6)..... | 31,600 | 35,299 | 17,684 | 16,649 | 966 | 0 |
| 3. Formally Advertised (Including 2 Step)..... | 9 | 129 | 127 | 0 | 2 | 0 |
| 4. Negotiated Competitive..... | 5,597 | 7,704 | 4,267 | 3,082 | 355 | 0 |
| 5. Negotiated Non-Competitive..... | 18,308 | 14,850 | 9,943 | 4,345 | 562 | 0 |
| 6. Procurement Under Another Agency's Contracts..... | 7,686 | 12,616 | 3,347 | 9,222 | 47 | 0 |
| 6A. GSA Schedules..... | 7,494 | 12,300 | 3,076 | 9,199 | 25 | 0 |
| 6B. Another Agency's Contracts..... | 192 | 316 | 271 | 23 | 22 | 0 |
| 7. Directed Contracts For Foreign Governments..... | 5 | 13 | | | | 0 |
| 8. Tariff Or Regulated Acquisitions..... | 3 | 41 | | | | |

Part II - Statistics on Selected Types of Acquisition

| Type of Acquisition | Number of Actions | Net Dollar Amount (000) |
|--|-------------------|-------------------------|
| 9. Small Business Total Set-Asides..... | 8,158 | 4,023 |
| 10. Small Business Partial Set-Asides..... | 11 | 29 |
| 11. Total Labor Surplus Area Set-Asides..... | 329 | 722 |
| 12. Total Labor Surplus Area/Small Business Set-Asides..... | 77 | 76 |
| 13. Acquisitions From Minority And Disadvantaged Business Enterprises (13A + 13B)..... | 1,269 | 1,223 |
| 13A. Directed To Large Or Small Minority Business Enterprises..... | 1,249 | 1,157 |
| 13B. Small Business - Disadvantaged 8(A)..... | 20 | 66 |
| 14. Women-Owned Business..... | 328 | 598 |

DEPARTMENT OF LABOR SNAPSHOT REPORT

Actions Reported Individually on SF279

Fourth Quarter Fiscal Year 1986 and Year to Date

| | 4th Qtr Actions | 4th Qtr Dollars (000) | YTD Actions | YTD Dollars (000) | YTD % Actions | YTD % Dollars |
|---|--------------------|--------------------------|-------------|----------------------|------------------|------------------|
| DEPARTMENT OF LABOR..... | 419 | 222,899 | 1,648 | 545,389 | 100.000 | 100.000 |
| TYPE CONTRACTOR | | | | | | |
| Bus Concerns..... | 314 | 148,673 | 1,374 | 411,184 | 83.374 | 75.393 |
| Educational & Non-Profit..... | 49 | 55,367 | 148 | 95,271 | 8.981 | 17.468 |
| State Loc Gov..... | 56 | 18,859 | 126 | 38,934 | 7.646 | 7.139 |
| Non-Defined..... | 0 | 0 | 0 | 0 | 0.000 | 0.000 |
| METHODS OF PROC | | | | | | |
| 2 Step..... | 0 | 0 | 0 | 0 | 0.000 | 0.000 |
| Other Formal Adv..... | 1 | 700 | 7 | 1,266 | 0.425 | 0.232 |
| Neg Comp..... | 159 | 79,526 | 705 | 226,503 | 42.779 | 41.531 |
| Neg Non-Comp..... | 33 | 3,917 | 136 | 28,818 | 8.252 | 5.284 |
| Dir For Govs..... | 0 | 0 | 0 | 0 | 0.000 | 0.000 |
| Tariff or Reg..... | 0 | 0 | 1 | 14 | 0.061 | 0.003 |
| SMALL BUSINESS AWARDS | | | | | | |
| Prime..... | 145 | 10,227 | 606 | 59,477 | 36.772 | 10.905 |
| Total Set-Aside..... | 26 | 705 | 113 | 5,783 | 6.857 | 1.060 |
| Partial Set-Aside..... | 3 | 238 | 10 | 508 | 0.607 | 0.093 |
| LABOR SURPLUS AREA | | | | | | |
| Total Set-Aside..... | 4 | 5,792 | 11 | 9,438 | 0.667 | 1.731 |
| Tie Bid Pref..... | 10 | 775 | 25 | 10,257 | 1.517 | 1.881 |
| Tot LSA Sm Set-Aside..... | 1 | -3 | 6 | 684 | 0.364 | 0.125 |
| SUB-TOTAL..... | 15 | 6,564 | 42 | 20,379 | 2.549 | 3.737 |
| No Pref Given..... | 404 | 216,335 | 1,606 | 525,010 | 97.451 | 96.263 |
| MINORITY & DISADVANT | | | | | | |
| Lg Minority..... | 2 | 3,385 | 14 | 3,678 | 0.850 | 0.674 |
| Sm Minority..... | 9 | 1,076 | 43 | 15,481 | 2.609 | 2.839 |
| 8a Minority..... | 34 | 5,504 | 105 | 15,798 | 6.371 | 2.897 |
| SUB-TOTAL..... | 45 | 9,965 | 162 | 34,957 | 9.830 | 6.410 |
| WOMEN OWNED..... | | | | | | |
| | 24 | 5,452 | 87 | 20,303 | 5.279 | 3.723 |
| TYPE OF CONTRACT | | | | | | |
| Fixed Price..... | 158 | 27,722 | 717 | 85,253 | 43.507 | 15.632 |
| Cost..... | 150 | 189,034 | 559 | 435,116 | 33.920 | 79.781 |
| Time & Material..... | 0 | 0 | 7 | 234 | 0.425 | 0.043 |
| Labor Hour..... | 111 | 6,143 | 365 | 24,786 | 22.148 | 4.545 |
| Multi Year..... | 156 | 150,118 | 604 | 364,756 | 36.650 | 66.880 |
| SUBJECT TO STAT REQ | | | | | | |
| Walsh Healey Mfr..... | 4 | 138 | 105 | 2,616 | 6.371 | 0.480 |
| Walsh Healey Dir..... | 10 | 794 | 33 | 3,166 | 2.002 | 0.581 |
| Service Contracts..... | 108 | 22,538 | 442 | 70,769 | 26.820 | 12.976 |
| Davis Bacon..... | 8 | 1,023 | 38 | 8,889 | 2.306 | 1.630 |
| Not Subject To..... | 289 | 198,406 | 1,030 | 459,949 | 62.500 | 84.334 |
| KIND OF CONTRACT | | | | | | |
| Initial Letter..... | 0 | 0 | 0 | 0 | 0.000 | 0.000 |
| Def Supersd Ltr..... | 0 | 0 | 0 | 0 | 0.000 | 0.000 |
| Definitive..... | 49 | 60,484 | 222 | 126,652 | 13.471 | 23.222 |
| Internal Order..... | 0 | 0 | 11 | 182 | 0.667 | 0.033 |
| Modification..... | 366 | 162,277 | 1,231 | 413,142 | 74.697 | 75.752 |
| GSA Schedule..... | 4 | 138 | 178 | 5,318 | 10.801 | 0.975 |
| External Order..... | 0 | 0 | 6 | 95 | 0.364 | 0.017 |
| Term For Default..... | 0 | 0 | 0 | 0 | 0.000 | 0.000 |
| Term For Conven..... | 0 | 0 | 0 | 0 | 0.000 | 0.000 |
| PRODUCT OR SERVICE | | | | | | |
| Supplies & Equipment..... | 4 | 103 | 99 | 3,600 | 6.007 | 0.660 |
| Research & Development..... | 0 | 0 | 3 | 438 | 0.182 | 0.080 |
| Construction..... | 8 | 1,023 | 45 | 9,369 | 2.731 | 1.718 |
| Architect Engineer..... | 1 | 6,521 | 9 | 7,018 | 0.546 | 1.287 |
| Automatic Data Processing Services..... | 45 | 11,759 | 181 | 38,649 | 10.983 | 7.087 |
| ADP Equipment, Purchase & Lease..... | 32 | 1,980 | 172 | 8,746 | 10.437 | 1.604 |
| Real Property, Purchase & Lease..... | 0 | 0 | 1 | 25 | 0.061 | 0.005 |
| Other Services..... | 329 | 201,513 | 1,138 | 477,544 | 69.053 | 87.560 |
| Consultant Services..... | 22 | 2,185 | 46 | 2,832 | 2.791 | 0.519 |

DEPARTMENT OF STATE SNAPSHOT REPORT

Actions Reported in Summary on SF281

Fourth Quarter Fiscal Year 1986

Part I - Total Prime Acquisition Actions

| Acquisition Method | Number of Actions | Net Dollar Amount (000) | | | | |
|--|-------------------|-------------------------|-------------------------|-------------------------|---------------------------------------|------------------------------|
| | | Total | Small Business Concerns | Large Business Concerns | Educational & Non-Profit Institutions | Outside U.S./ Outlying Areas |
| 1. TOTAL (2+7+8)..... | 6,201 | 17,781 | | | | |
| 2. Subtotal (3+4+5+6)..... | 6,201 | 17,781 | 9,960 | 7,633 | 188 | 0 |
| 3. Formally Advertised (Including 2 Step)..... | 35 | 270 | 226 | 44 | 0 | 0 |
| 4. Negotiated Competitive..... | 1,738 | 5,960 | 2,707 | 3,226 | 27 | 0 |
| 5. Negotiated Non-Competitive..... | 3,238 | 6,521 | 5,375 | 983 | 163 | 0 |
| 6. Procurement Under Another Agency's Contracts..... | 1,190 | 5,030 | 1,652 | 3,380 | -2 | 0 |
| 6A. GSA Schedules..... | 972 | 2,876 | 1,607 | 1,271 | -2 | 0 |
| 6B. Another Agency's Contracts..... | 218 | 2,154 | 45 | 2,109 | 0 | 0 |
| 7. Directed Contracts For Foreign Governments..... | 0 | 0 | | | | 0 |
| 8. Tariff Or Regulated Acquisitions..... | 0 | 0 | | | | 0 |

Part II - Statistics on Selected Types of Acquisition

| Type of Acquisition | Number of Actions | Net Dollar Amount (000) |
|--|-------------------|-------------------------|
| 9. Small Business Total Set-Asides..... | 23 | 50 |
| 10. Small Business Partial Set-Asides..... | 0 | 0 |
| 11. Total Labor Surplus Area Set-Asides..... | 0 | 0 |
| 12. Total Labor Surplus Area/Small Business Set-Asides..... | 0 | 0 |
| 13. Acquisitions From Minority And Disadvantaged Business Enterprises (13A + 13B)..... | 1,221 | 4,554 |
| 13A. Directed To Large Or Small Minority Business Enterprises..... | 972 | 4,331 |
| 13B. Small Business - Disadvantaged 8(A)..... | 249 | 223 |
| 14. Women-Owned Business..... | 712 | 1,916 |

Fourth Quarter Fiscal Year 1986 Year to Date

Part I - Total Prime Acquisition Actions

| Acquisition Method | Number of Actions | Net Dollar Amount (000) | | | | |
|--|-------------------|-------------------------|-------------------------|-------------------------|---------------------------------------|------------------------------|
| | | Total | Small Business Concerns | Large Business Concerns | Educational & Non-Profit Institutions | Outside U.S./ Outlying Areas |
| 1. TOTAL (2+7+8)..... | 18,350 | 49,371 | | | | |
| 2. Subtotal (3+4+5+6)..... | 18,349 | 49,371 | 33,377 | 15,417 | 577 | 0 |
| 3. Formally Advertised (Including 2 Step)..... | 67 | 425 | 303 | 122 | 0 | 0 |
| 4. Negotiated Competitive..... | 3,824 | 12,926 | 6,646 | 6,241 | 39 | 0 |
| 5. Negotiated Non-Competitive..... | 11,220 | 22,704 | 22,032 | 186 | 486 | 0 |
| 6. Procurement Under Another Agency's Contracts..... | 3,238 | 13,316 | 4,396 | 8,868 | 52 | 0 |
| 6A. GSA Schedules..... | 2,820 | 10,088 | 4,226 | 5,810 | 52 | 0 |
| 6B. Another Agency's Contracts..... | 418 | 3,228 | 170 | 3,058 | 0 | 0 |
| 7. Directed Contracts For Foreign Governments..... | 0 | 0 | | | | 0 |
| 8. Tariff Or Regulated Acquisitions..... | 1 | 0 | | | | 0 |

Part II - Statistics on Selected Types of Acquisition

| Type of Acquisition | Number of Actions | Net Dollar Amount (000) |
|--|-------------------|-------------------------|
| 9. Small Business Total Set-Asides..... | 33 | 129 |
| 10. Small Business Partial Set-Asides..... | 0 | 0 |
| 11. Total Labor Surplus Area Set-Asides..... | 0 | 0 |
| 12. Total Labor Surplus Area/Small Business Set-Asides..... | 788 | 1,208 |
| 13. Acquisitions From Minority And Disadvantaged Business Enterprises (13A + 13B)..... | 3,236 | 9,250 |
| 13A. Directed To Large Or Small Minority Business Enterprises..... | 2,524 | 8,560 |
| 13B. Small Business - Disadvantaged 8(A)..... | 712 | 690 |
| 14. Women-Owned Business..... | 2,431 | 5,455 |

DEPARTMENT OF STATE SNAPSHOT REPORT

Actions Reported Individually on SF279

Fourth Quarter Fiscal Year 1986 and Year to Date

| | 4th Qtr Actions | 4th Qtr Dollars (000) | YTD Actions | YTD Dollars (000) | YTD % Actions | YTD % Dollars |
|---|--------------------|--------------------------|-------------|----------------------|------------------|------------------|
| DEPARTMENT OF STATE..... | 814 | 149,121 | 1,647 | 341,648 | 100.000 | 100.000 |
| TYPE CONTRACTOR | | | | | | |
| Bus Concerns..... | 799 | 138,276 | 1,605 | 314,393 | 97.450 | 92.022 |
| Educational & Non-Profit..... | 11 | 10,504 | 31 | 25,583 | 1.882 | 7.485 |
| State Loc Gov..... | 1 | 96 | 4 | 193 | 0.243 | 0.056 |
| Non-Defined..... | 3 | 245 | 7 | 1,479 | 0.425 | 0.433 |
| METHODS OF PROC | | | | | | |
| 2 Step..... | 0 | 0 | 0 | 0 | 0.000 | 0.000 |
| Other Formal Adv..... | 1 | 29 | 15 | 1,608 | 0.911 | 0.471 |
| Neg Comp..... | 349 | 38,229 | 651 | 72,190 | 39.526 | 21.130 |
| Neg Non-Comp..... | 97 | 44,639 | 221 | 79,407 | 13.418 | 23.242 |
| Dir For Govs..... | 0 | 0 | 0 | 0 | 0.000 | 0.000 |
| Tariff or Reg..... | 0 | 0 | 1 | 80 | 0.061 | 0.023 |
| SMALL BUSINESS AWARDS | | | | | | |
| Prime..... | 249 | 44,513 | 648 | 89,969 | 39.344 | 26.334 |
| Total Set-Aside..... | 3 | 156 | 5 | 246 | 0.304 | 0.072 |
| Partial Set-Aside..... | 0 | 0 | 0 | 0 | 0.000 | 0.000 |
| LABOR SURPLUS AREA | | | | | | |
| Total Set-Aside..... | 0 | 0 | 0 | 0 | 0.000 | 0.000 |
| Tie Bid Pref..... | 0 | 0 | 0 | 0 | 0.000 | 0.000 |
| Tot LSA Sm Set-Aside..... | 0 | 0 | 0 | 0 | 0.000 | 0.000 |
| SUB-TOTAL..... | 0 | 0 | 0 | 0 | 0.000 | 0.000 |
| No Pref Given..... | 814 | 149,121 | 1,647 | 341,648 | 100.000 | 100.000 |
| MINORITY & DISADVANT | | | | | | |
| Lg Minority..... | 166 | 12,905 | 281 | 48,532 | 17.061 | 14.205 |
| Sm Minority..... | 9 | 8,082 | 36 | 10,204 | 2.186 | 2.987 |
| 8a Minority..... | 19 | 3,893 | 42 | 7,164 | 2.550 | 2.097 |
| SUB-TOTAL..... | 194 | 24,880 | 359 | 65,900 | 21.797 | 19.289 |
| WOMEN OWNED..... | | | | | | |
| | 7 | 977 | 33 | 2,582 | 2.004 | 0.756 |
| TYPE OF CONTRACT | | | | | | |
| Fixed Price..... | 719 | 116,562 | 1,356 | 255,730 | 82.332 | 74.852 |
| Cost..... | 39 | 18,904 | 83 | 44,789 | 5.039 | 13.110 |
| Time & Material..... | 25 | 7,161 | 43 | 18,825 | 2.611 | 5.510 |
| Labor Hour..... | 31 | 6,494 | 165 | 22,304 | 10.018 | 6.528 |
| Multi Year..... | 6 | 565 | 6 | 565 | 0.364 | 0.165 |
| SUBJECT TO STAT REQ | | | | | | |
| Walsh Healey Mfr..... | 541 | 57,593 | 885 | 113,249 | 53.734 | 33.148 |
| Walsh Healey Dir..... | 31 | 3,793 | 70 | 8,484 | 4.250 | 2.483 |
| Service Contracts..... | 63 | 10,215 | 178 | 34,717 | 10.808 | 10.162 |
| Davis Bacon..... | 0 | 0 | 0 | 0 | 0.000 | 0.000 |
| Not Subject To..... | 179 | 77,520 | 514 | 185,198 | 31.208 | 54.207 |
| KIND OF CONTRACT | | | | | | |
| Initial Letter..... | 9 | 4,099 | 12 | 4,248 | 0.729 | 1.243 |
| Def Supersd Ltr..... | 0 | 0 | 2 | 53 | 0.121 | 0.016 |
| Definitive..... | 117 | 14,772 | 316 | 104,551 | 19.186 | 30.602 |
| Internal Order..... | 256 | 25,670 | 459 | 54,050 | 27.869 | 15.820 |
| Modification..... | 182 | 81,366 | 388 | 138,290 | 23.558 | 40.477 |
| GSA Schedule..... | 182 | 19,703 | 369 | 35,584 | 22.404 | 10.415 |
| External Order..... | 68 | 3,511 | 101 | 4,872 | 6.132 | 1.426 |
| Term For Default..... | 0 | 0 | 0 | 0 | 0.000 | 0.000 |
| Term For Conven..... | 0 | 0 | 0 | 0 | 0.000 | 0.000 |
| PRODUCT OR SERVICE | | | | | | |
| Supplies & Equipment..... | 423 | 49,314 | 718 | 79,309 | 43.594 | 23.214 |
| Research & Development..... | 4 | 867 | 5 | 908 | 0.304 | 0.266 |
| Construction..... | 43 | 42,925 | 63 | 125,333 | 3.825 | 36.685 |
| Architect Engineer..... | 12 | 1,427 | 29 | 2,661 | 1.761 | 0.779 |
| Automatic Data Processing Services..... | 11 | 1,156 | 48 | 4,529 | 2.914 | 1.326 |
| ADP Equipment, Purchase & Lease..... | 171 | 14,409 | 272 | 29,391 | 16.515 | 8.603 |
| Real Property, Purchase & Lease..... | 1 | 3,645 | 2 | 3,805 | 0.121 | 1.114 |
| Other Services..... | 149 | 35,978 | 510 | 95,712 | 30.965 | 28.015 |
| Consultant Services..... | 2 | 324 | 4 | 464 | 0.243 | 0.136 |

DEPARTMENT OF TRANSPORTATION SNAPSHOT REPORT

Actions Reported in Summary on SF281

Fourth Quarter Fiscal Year 1986

Part I - Total Prime Acquisition Actions

| Acquisition Method | Number of Actions | Net Dollar Amount (000) | | | | |
|---|-------------------|-------------------------|-------------------------|-------------------------|---------------------------------------|------------------------------|
| | | Total | Small Business Concerns | Large Business Concerns | Educational & Non-Profit Institutions | Outside U.S./ Outlying Areas |
| 1. TOTAL (2+7+8)..... | 71,912 | 101,956 | | | | |
| 2. Subtotal (3+4+5+6)..... | 70,611 | 95,871 | | | | |
| 3. Formally Advertised (Including 2 Step) | 1,407 | 3,332 | 57,512 | 36,478 | 1,341 | 540 |
| 4. Negotiated Competitive..... | 26,835 | 34,122 | 2,550 | 617 | 4 | 161 |
| 5. Negotiated Non-Competitive | 29,161 | 22,752 | 26,688 | 7,191 | 160 | 83 |
| 6. Procurement Under Another Agency's Contracts | 13,208 | 35,665 | 12,886 | 8,556 | 1,074 | 236 |
| 6A. GSA Schedules..... | 9,983 | 28,984 | 15,388 | 20,114 | 103 | 60 |
| 6B. Another Agency's Contracts..... | 3,225 | 6,681 | 3,948 | 2,643 | 13 | 60 |
| 7. Directed Contracts For Foreign Governments | 0 | 0 | | | 90 | 0 |
| 8. Tariff Or Regulated Acquisitions..... | 1,301 | 6,085 | | | | |

Part II - Statistics on Selected Types of Acquisition

| Type of Acquisition | Number of Actions | Net Dollar Amount (000) |
|--|-------------------|-------------------------|
| 9. Small Business Total Set-Asides | 29,094 | 34,807 |
| 10. Small Business Partial Set-Asides | 169 | 519 |
| 11. Total Labor Surplus Area Set-Asides | 122 | 876 |
| 12. Total Labor Surplus Area/Small Business Set-Asides | 416 | 1,837 |
| 13. Acquisitions From Minority And Disadvantaged Business Enterprises (13A+13B)..... | 1,047 | 2,546 |
| 13A. Directed To Large Or Small Minority Business Enterprises..... | 963 | 1,535 |
| 13B. Small Business - Disadvantaged 8(A) | 84 | 1,011 |
| 14. Women-Owned Business | 674 | 1,090 |

Fourth Quarter Fiscal Year 1986 Year to Date

Part I - Total Prime Acquisition Actions

| Acquisition Method | Number of Actions | Net Dollar Amount (000) | | | | |
|---|-------------------|-------------------------|-------------------------|-------------------------|---------------------------------------|------------------------------|
| | | Total | Small Business Concerns | Large Business Concerns | Educational & Non-Profit Institutions | Outside U.S./ Outlying Areas |
| 1. TOTAL (2+7+8)..... | 239,665 | 280,575 | | | | |
| 2. Subtotal (3+4+5+6)..... | 237,609 | 271,859 | | | | |
| 3. Formally Advertised (Including 2 Step) | 2,001 | 6,881 | 166,824 | 100,757 | 3,527 | 751 |
| 4. Negotiated Competitive..... | 91,454 | 107,158 | 5,772 | 903 | 28 | 178 |
| 5. Negotiated Non-Competitive | 105,380 | 72,083 | 78,909 | 27,344 | 670 | 235 |
| 6. Procurement Under Another Agency's Contracts | 38,774 | 85,737 | 46,392 | 23,201 | 2,212 | 278 |
| 6A. GSA Schedules..... | 28,928 | 67,637 | 35,751 | 49,309 | 617 | 60 |
| 6B. Another Agency's Contracts..... | 9,846 | 18,100 | 25,395 | 41,956 | 226 | 60 |
| 7. Directed Contracts For Foreign Governments | 3 | 2 | 10,356 | 7,353 | 391 | 0 |
| 8. Tariff Or Regulated Acquisitions..... | 2,053 | 8,714 | | | | |

Part II - Statistics on Selected Types of Acquisition

| Type of Acquisition | Number of Actions | Net Dollar Amount (000) |
|--|-------------------|-------------------------|
| 9. Small Business Total Set-Asides | 100,412 | 95,727 |
| 10. Small Business Partial Set-Asides | 460 | 896 |
| 11. Total Labor Surplus Area Set-Asides | 995 | 1,804 |
| 12. Total Labor Surplus Area/Small Business Set-Asides | 2,823 | 4,445 |
| 13. Acquisitions From Minority And Disadvantaged Business Enterprises (13A+13B)..... | 3,636 | 9,198 |
| 13A. Directed To Large Or Small Minority Business Enterprises..... | 2,975 | 5,025 |
| 13B. Small Business - Disadvantaged 8(A) | 661 | 4,173 |
| 14. Women-Owned Business | 2,009 | 3,137 |

DEPARTMENT OF TRANSPORTATION SNAPSHOT REPORT

Actions Reported Individually on SF279
Fourth Quarter Fiscal Year 1986 and Year to Date

| | 4th Qtr Actions | 4th Qtr Dollars (000) | YTD Actions | YTD Dollars (000) | YTD % Actions | YTD % Dollars |
|---|--------------------|--------------------------|-------------|----------------------|------------------|------------------|
| DEPARTMENT OF TRANSPORTATION..... | 1,346 | 363,137 | 5,505 | 1,221,227 | 100.000 | 100.000 |
| TYPE CONTRACTOR | | | | | | |
| Bus Concerns..... | 1,281 | 359,024 | 5,172 | 1,153,706 | 93.951 | 94.471 |
| Educational & Non-Profit..... | 45 | 2,900 | 150 | 44,005 | 2.725 | 3.603 |
| State Loc Gov..... | 9 | 566 | 139 | 18,879 | 2.525 | 1.546 |
| Non-Defined..... | 11 | 647 | 44 | 4,637 | 0.799 | 0.380 |
| METHODS OF PROC | | | | | | |
| 2 Step..... | 10 | 1,163 | 61 | 6,789 | 1.108 | 0.556 |
| Other Formal Adv..... | 44 | 69,478 | 332 | 97,247 | 6.031 | 7.963 |
| Neg Comp..... | 315 | 87,165 | 1,533 | 478,769 | 27.847 | 39.204 |
| Neg Non-Comp..... | 158 | 12,235 | 907 | 172,028 | 16.476 | 14.086 |
| Dir For Govs..... | 0 | 0 | 0 | 0 | 0.000 | 0.000 |
| Tariff or Reg..... | 0 | 0 | 4 | 3,944 | 0.073 | 0.323 |
| SMALL BUSINESS AWARDS | | | | | | |
| Prime..... | 971 | 111,098 | 3,898 | 410,662 | 70.808 | 33.627 |
| Total Set-Aside..... | 67 | 4,566 | 472 | 19,086 | 8.574 | 1.563 |
| Partial Set-Aside..... | 0 | 0 | 0 | 0 | 0.000 | 0.000 |
| LABOR SURPLUS AREA | | | | | | |
| Total Set-Aside..... | 20 | 32,472 | 101 | 43,628 | 1.835 | 3.572 |
| Partial Set-Aside (DOD Only)..... | 3 | 210 | 12 | 968 | 0.218 | 0.079 |
| Tie Bid Pref..... | 1 | 8 | 7 | 160 | 0.127 | 0.013 |
| Tot LSA Sm Set-Aside..... | 56 | 8,677 | 253 | 25,248 | 4.596 | 2.067 |
| SUB-TOTAL..... | 82 | 41,367 | 373 | 70,004 | 6.776 | 5.732 |
| No Pref Given..... | 1,264 | 321,770 | 5,132 | 1,151,223 | 93.224 | 94.268 |
| MINORITY & DISADVANT | | | | | | |
| Lg Minority..... | 8 | 48 | 34 | 797 | 0.618 | 0.065 |
| Sm Minority..... | 33 | 2,020 | 151 | 9,817 | 2.743 | 0.804 |
| Ba Minority..... | 231 | 24,313 | 845 | 134,851 | 15.350 | 11.042 |
| SUB-TOTAL..... | 272 | 26,381 | 1,030 | 145,465 | 18.710 | 11.911 |
| WOMEN OWNED..... | | | | | | |
| | 48 | 5,917 | 207 | 20,200 | 3.760 | 1.654 |
| TYPE OF CONTRACT | | | | | | |
| Fixed Price..... | 1,048 | 245,398 | 4,412 | 736,226 | 80.145 | 60.286 |
| Cost..... | 269 | 115,187 | 937 | 468,060 | 17.021 | 38.327 |
| Time & Material..... | 23 | 1,857 | 102 | 9,233 | 1.853 | 0.756 |
| Labor Hour..... | 6 | 695 | 54 | 7,708 | 0.981 | 0.631 |
| Multi Year..... | 128 | 68,889 | 495 | 328,016 | 8.992 | 26.860 |
| SUBJECT TO STAT REQ | | | | | | |
| Walsh Healey Mfr..... | 208 | 51,156 | 858 | 292,168 | 15.586 | 23.924 |
| Walsh Healey Dir..... | 298 | 19,943 | 1,214 | 84,170 | 22.053 | 6.892 |
| Service Contracts..... | 118 | 14,303 | 599 | 90,604 | 10.881 | 7.419 |
| Davis Bacon..... | 289 | 93,448 | 1,166 | 204,487 | 21.181 | 16.744 |
| Not Subject To..... | 433 | 184,287 | 1,668 | 549,798 | 30.300 | 45.020 |
| KIND OF CONTRACT | | | | | | |
| Initial Letter..... | 0 | 0 | 0 | 0 | 0.000 | 0.000 |
| Def Supersd Ltr..... | 0 | 0 | 0 | 0 | 0.000 | 0.000 |
| Definitive..... | 377 | 232,912 | 1,262 | 511,442 | 22.925 | 41.879 |
| Internal Order..... | 138 | 7,356 | 446 | 30,694 | 8.102 | 2.513 |
| Modification..... | 792 | 119,864 | 3,584 | 666,462 | 65.104 | 54.573 |
| GSA Schedule..... | 35 | 2,764 | 199 | 11,443 | 3.615 | 0.937 |
| External Order..... | 4 | 241 | 14 | 1,186 | 0.254 | 0.097 |
| Term For Default..... | 0 | 0 | 0 | 0 | 0.000 | 0.000 |
| Term For Conven..... | 0 | 0 | 0 | 0 | 0.000 | 0.000 |
| PRODUCT OR SERVICE | | | | | | |
| Supplies & Equipment..... | 172 | 116,828 | 760 | 407,961 | 13.806 | 33.406 |
| Research & Development..... | 223 | 15,769 | 790 | 64,959 | 14.351 | 5.319 |
| Construction..... | 300 | 96,616 | 1,216 | 213,727 | 22.089 | 17.501 |
| Architect Engineer..... | 52 | 12,531 | 160 | 16,532 | 2.906 | 1.354 |
| Automatic Data Processing Services..... | 38 | 55,781 | 187 | 196,863 | 3.397 | 16.120 |
| ADP Equipment, Purchase & Lease..... | 122 | 9,916 | 347 | 31,764 | 6.303 | 2.601 |
| Real Property, Purchase & Lease..... | 0 | 0 | 53 | 4,685 | 0.963 | 0.384 |
| Other Services..... | 439 | 55,696 | 1,992 | 284,736 | 36.185 | 23.316 |
| Consultant Services..... | 6 | 695 | 20 | 1,620 | 0.363 | 0.133 |

DEPARTMENT OF TREASURY SNAPSHOT REPORT

Actions Reported in Summary on SF281

Fourth Quarter Fiscal Year 1986

Part I - Total Prime Acquisition Actions

| Acquisition Method | Number of Actions | Net Dollar Amount (000) | | | | |
|--|-------------------|-------------------------|-------------------------|-------------------------|---------------------------------------|------------------------------|
| | | Total | Small Business Concerns | Large Business Concerns | Educational & Non-Profit Institutions | Outside U.S./ Outlying Areas |
| 1. TOTAL (2+7+8)..... | 39,049 | 70,096 | | | | |
| 2. Subtotal (3+4+5+6)..... | 39,045 | 70,071 | 35,548 | 34,239 | 284 | 0 |
| 3. Formally Advertised (Including 2 Step)..... | 28 | 84 | -15 | 99 | 0 | 0 |
| 4. Negotiated Competitive..... | 6,681 | 18,725 | 12,058 | 6,606 | 61 | 0 |
| 5. Negotiated Non-Competitive..... | 21,127 | 14,851 | 10,122 | 4,536 | 193 | 0 |
| 6. Procurement Under Another Agency's Contracts..... | 11,209 | 36,411 | 13,383 | 22,998 | 30 | 0 |
| 6A. GSA Schedules..... | 10,452 | 34,978 | 12,809 | 22,169 | 0 | 0 |
| 6B. Another Agency's Contracts..... | 757 | 1,433 | 574 | 829 | 30 | 0 |
| 7. Directed Contracts For Foreign Governments..... | 0 | 0 | | | | 0 |
| 8. Tariff Or Regulated Acquisitions..... | 4 | 25 | | | | |

Part II - Statistics on Selected Types of Acquisition

| Type of Acquisition | Number of Actions | Net Dollar Amount (000) |
|--|-------------------|-------------------------|
| 9. Small Business Total Set-Asides..... | 17,582 | 16,523 |
| 10. Small Business Partial Set-Asides..... | 4 | 9 |
| 11. Total Labor Surplus Area Set-Asides..... | 3,096 | 2,688 |
| 12. Total Labor Surplus Area/Small Business Set-Asides..... | 2,622 | 1,688 |
| 13. Acquisitions From Minority And Disadvantaged Business Enterprises (13A + 13B)..... | 1,250 | 4,327 |
| 13A. Directed To Large Or Small Minority Business Enterprises..... | 1,190 | 1,145 |
| 13B. Small Business - Disadvantaged 8(A)..... | 60 | 3,182 |
| 14. Women-Owned Business..... | 1,274 | 1,350 |

Fourth Quarter Fiscal Year 1986 Year to Date

Part I - Total Prime Acquisition Actions

| Acquisition Method | Number of Actions | Net Dollar Amount (000) | | | | |
|--|-------------------|-------------------------|-------------------------|-------------------------|---------------------------------------|------------------------------|
| | | Total | Small Business Concerns | Large Business Concerns | Educational & Non-Profit Institutions | Outside U.S./ Outlying Areas |
| 1. TOTAL (2+7+8)..... | 138,199 | 207,108 | | | | |
| 2. Subtotal (3+4+5+6)..... | 138,182 | 206,948 | 104,641 | 101,446 | 856 | 5 |
| 3. Formally Advertised (Including 2 Step)..... | 224 | 883 | 415 | 468 | 0 | 0 |
| 4. Negotiated Competitive..... | 22,179 | 59,584 | 39,741 | 19,547 | 296 | 0 |
| 5. Negotiated Non-Competitive..... | 83,155 | 56,047 | 35,517 | 20,045 | 484 | 1 |
| 6. Procurement Under Another Agency's Contracts..... | 32,624 | 90,434 | 28,968 | 61,386 | 76 | 4 |
| 6A. GSA Schedules..... | 30,011 | 84,905 | 26,648 | 58,246 | 7 | 4 |
| 6B. Another Agency's Contracts..... | 2,613 | 5,529 | 2,320 | 3,140 | 69 | 0 |
| 7. Directed Contracts For Foreign Governments..... | 0 | 0 | | | | |
| 8. Tariff Or Regulated Acquisitions..... | 17 | 160 | | | | |

Part II - Statistics on Selected Types of Acquisition

| Type of Acquisition | Number of Actions | Net Dollar Amount (000) |
|--|-------------------|-------------------------|
| 9. Small Business Total Set-Asides..... | 63,606 | 47,302 |
| 10. Small Business Partial Set-Asides..... | 17 | 43 |
| 11. Total Labor Surplus Area Set-Asides..... | 15,229 | 11,838 |
| 12. Total Labor Surplus Area/Small Business Set-Asides..... | 12,197 | 8,151 |
| 13. Acquisitions From Minority And Disadvantaged Business Enterprises (13A + 13B)..... | 4,333 | 7,386 |
| 13A. Directed To Large Or Small Minority Business Enterprises..... | 4,194 | 3,871 |
| 13B. Small Business - Disadvantaged 8(A)..... | 139 | 3,515 |
| 14. Women-Owned Business..... | 4,842 | 4,323 |

DEPARTMENT OF TREASURY SNAPSHOT REPORT

Actions Reported Individually on SF279
Fourth Quarter Fiscal Year 1986 and Year to Date

| | 4th Qtr Actions | 4th Qtr Dollars (000) | YTD Actions | YTD Dollars (000) | YTD % Actions | YTD % Dollars |
|--|--------------------|--------------------------|-------------|----------------------|------------------|------------------|
| DEPARTMENT OF TREASURY | 390 | 73,578 | 2,145 | 307,908 | 100.000 | 100.000 |
| TYPE CONTRACTOR | | | | | | |
| Bus Concerns | 385 | 72,460 | 2,111 | 303,747 | 98.415 | 98.649 |
| Educational & Non-Profit | 0 | 0 | 14 | 2,668 | 0.653 | 0.866 |
| State Loc Gov | 0 | 0 | 13 | 228 | 0.606 | 0.074 |
| Non-Defined | 5 | 1,118 | 7 | 1,265 | 0.326 | 0.411 |
| METHODS OF PROC | | | | | | |
| 2 Step | 0 | 0 | 0 | 0 | 0.000 | 0.000 |
| Other Formal Adv | 56 | 651 | 193 | 18,197 | 8.998 | 5.910 |
| Neg Comp | 117 | 13,747 | 769 | 111,550 | 35.851 | 36.228 |
| Neg Non-Comp | 28 | 6,727 | 308 | 40,219 | 14.359 | 13.062 |
| Dir For Gvs | 0 | 0 | 1 | 29 | 0.047 | 0.009 |
| Tariff or Reg | 0 | 0 | 2 | 87 | 0.093 | 0.028 |
| SMALL BUSINESS AWARDS | | | | | | |
| Prime | 151 | 18,294 | 734 | 81,648 | 34.219 | 26.517 |
| Total Set-Aside | 1 | 700 | 77 | 3,695 | 3.590 | 1.200 |
| Partial Set-Aside | 0 | 0 | 0 | 0 | 0.000 | 0.000 |
| LABOR SURPLUS AREA | | | | | | |
| Total Set-Aside | 4 | 3,933 | 16 | 5,341 | 0.746 | 1.735 |
| Tie Bid Pref | 0 | 0 | 0 | 0 | 0.000 | 0.000 |
| Tot LSA Sm Set-Aside | 2 | 108 | 24 | 1,246 | 1.119 | 0.405 |
| SUB-TOTAL | 6 | 4,041 | 40 | 6,587 | 1.865 | 2.139 |
| No Pref Given | 384 | 69,537 | 2,105 | 301,321 | 98.135 | 97.861 |
| MINORITY & DISADVANT | | | | | | |
| Lg Minority | 0 | 0 | 3 | 367 | 0.140 | 0.119 |
| Sm Minority | 3 | 44 | 29 | 937 | 1.352 | 0.304 |
| 8a Minority | 78 | 7,362 | 195 | 27,017 | 9.091 | 8.774 |
| SUB-TOTAL | 81 | 7,406 | 227 | 28,321 | 10.583 | 9.198 |
| WOMEN OWNED | 26 | 4,743 | 79 | 15,937 | 3.683 | 5.176 |
| TYPE OF CONTRACT | | | | | | |
| Fixed Price | 365 | 82,672 | 2,072 | 304,014 | 96.597 | 98.735 |
| Cost | 9 | -10,403 | 25 | -1,922 | 1.166 | -0.624 |
| Time & Material | 0 | 0 | 8 | 561 | 0.373 | 0.182 |
| Labor Hour | 16 | 1,309 | 40 | 5,255 | 1.865 | 1.707 |
| Multi Year | 109 | 25,679 | 583 | 82,872 | 27.179 | 26.915 |
| SUBJECT TO STAT REQ | | | | | | |
| Walsh Healey Mfr | 232 | 53,857 | 1,187 | 180,926 | 55.338 | 58.760 |
| Walsh Healey Dir | 16 | 375 | 95 | 1,599 | 4.429 | 0.519 |
| Service Contracts | 29 | -7,275 | 418 | 56,005 | 19.487 | 18.189 |
| Davis Bacon | 13 | 4,047 | 46 | 6,522 | 2.145 | 2.118 |
| Not Subject To | 100 | 22,574 | 399 | 62,856 | 18.601 | 20.414 |
| KIND OF CONTRACT | | | | | | |
| Initial Letter | 1 | 450 | 7 | 1,158 | 0.326 | 0.376 |
| Def Superseded Ltr | 1 | 534 | 5 | 1,584 | 0.233 | 0.514 |
| Definitive | 56 | 19,745 | 295 | 57,463 | 13.753 | 18.662 |
| Internal Order | 268 | 51,470 | 1,068 | 180,419 | 49.790 | 58.595 |
| Modification | 38 | 20 | 308 | 34,079 | 14.359 | 11.068 |
| GSA Schedule | 26 | 1,359 | 441 | 30,492 | 20.559 | 9.903 |
| External Order | 0 | 0 | 20 | 2,734 | 0.932 | 0.888 |
| Term For Default | 0 | 0 | 0 | 0 | 0.000 | 0.000 |
| Term For Conven | 0 | 0 | 1 | -21 | 0.047 | -0.007 |
| PRODUCT OR SERVICE | | | | | | |
| Supplies & Equipment | 147 | 53,198 | 833 | 127,044 | 38.834 | 41.260 |
| Research & Development | 0 | 0 | 0 | 0 | 0.000 | 0.000 |
| Construction | 15 | 4,242 | 60 | 7,615 | 2.797 | 2.473 |
| Architect Engineer | 4 | 927 | 17 | 1,834 | 0.793 | 0.596 |
| Automatic Data Processing Services | 45 | 5,931 | 192 | 38,628 | 8.951 | 12.545 |
| ADP Equipment, Purchase & Lease | 136 | 8,682 | 477 | 70,779 | 22.238 | 22.987 |
| Real Property, Purchase & Lease | 0 | 0 | 6 | 194 | 0.280 | 0.063 |
| Other Services | 43 | 598 | 560 | 61,814 | 26.107 | 20.075 |
| Consultant Services | 5 | 209 | 17 | 568 | 0.793 | 0.184 |

ACTION SNAPSHOT REPORT

Actions Reported in Summary on SF281

Fourth Quarter Fiscal Year 1986

Part I - Total Prime Acquisition Actions

| Acquisition Method | Number of Actions | Net Dollar Amount (000) | | | | |
|--|-------------------|-------------------------|-------------------------|-------------------------|---------------------------------------|------------------------------|
| | | Total | Small Business Concerns | Large Business Concerns | Educational & Non-Profit Institutions | Outside U.S./ Outlying Areas |
| 1. TOTAL (2+7+8)..... | 535 | 397 | | | | |
| 2. Subtotal (3+4+5+6)..... | 535 | 397 | 217 | 164 | 16 | 0 |
| 3. Formally Advertised (including 2 Step)..... | 0 | 0 | 0 | 0 | 0 | 0 |
| 4. Negotiated Competitive..... | 97 | 154 | 122 | 32 | 0 | 0 |
| 5. Negotiated Non-Competitive..... | 321 | 98 | 46 | 36 | 16 | 0 |
| 6. Procurement Under Another Agency's Contracts..... | 117 | 145 | 49 | 96 | 0 | 0 |
| 6A. GSA Schedules..... | 117 | 145 | 49 | 96 | 0 | 0 |
| 6B. Another Agency's Contracts..... | 0 | 0 | 0 | 0 | 0 | 0 |
| 7. Directed Contracts For Foreign Governments..... | 0 | 0 | | | | |
| 8. Tariff Or Regulated Acquisitions..... | 0 | 0 | | | | |

Part II - Statistics on Selected Types of Acquisition

| Type of Acquisition | Number of Actions | Net Dollar Amount (000) |
|--|-------------------|-------------------------|
| 9. Small Business Total Set-Asides..... | 0 | 0 |
| 10. Small Business Partial Set-Asides..... | 0 | 0 |
| 11. Total Labor Surplus Area Set-Asides..... | 0 | 0 |
| 12. Total Labor Surplus Area/Small Business Set-Asides..... | 0 | 0 |
| 13. Acquisitions From Minority And Disadvantaged Business Enterprises (13A+13B)..... | 10 | 14 |
| 13A. Directed To Large Or Small Minority Business Enterprises..... | 9 | 8 |
| 13B. Small Business - Disadvantaged 8(A)..... | 1 | 6 |
| 14. Women-Owned Business..... | 28 | 27 |

Fourth Quarter Fiscal Year 1986 Year to Date

Part I - Total Prime Acquisition Actions

| Acquisition Method | Number of Actions | Net Dollar Amount (000) | | | | |
|--|-------------------|-------------------------|-------------------------|-------------------------|---------------------------------------|------------------------------|
| | | Total | Small Business Concerns | Large Business Concerns | Educational & Non-Profit Institutions | Outside U.S./ Outlying Areas |
| 1. TOTAL (2+7+8)..... | 1,425 | 863 | | | | |
| 2. Subtotal (3+4+5+6)..... | 1,425 | 863 | 421 | 402 | 40 | 0 |
| 3. Formally Advertised (including 2 Step)..... | 0 | 0 | 0 | 0 | 0 | 0 |
| 4. Negotiated Competitive..... | 192 | 278 | 221 | 55 | 2 | 0 |
| 5. Negotiated Non-Competitive..... | 890 | 250 | 124 | 88 | 38 | 0 |
| 6. Procurement Under Another Agency's Contracts..... | 343 | 335 | 76 | 259 | 0 | 0 |
| 6A. GSA Schedules..... | 343 | 335 | 76 | 259 | 0 | 0 |
| 6B. Another Agency's Contracts..... | 0 | 0 | 0 | 0 | 0 | 0 |
| 7. Directed Contracts For Foreign Governments..... | 0 | 0 | | | | |
| 8. Tariff Or Regulated Acquisitions..... | 0 | 0 | | | | |

Part II - Statistics on Selected Types of Acquisition

| Type of Acquisition | Number of Actions | Net Dollar Amount (000) |
|--|-------------------|-------------------------|
| 9. Small Business Total Set-Asides..... | 0 | 0 |
| 10. Small Business Partial Set-Asides..... | 0 | 0 |
| 11. Total Labor Surplus Area Set-Asides..... | 0 | 0 |
| 12. Total Labor Surplus Area/Small Business Set-Asides..... | 0 | 0 |
| 13. Acquisitions From Minority And Disadvantaged Business Enterprises (13A+13B)..... | 57 | 37 |
| 13A. Directed To Large Or Small Minority Business Enterprises..... | 56 | 31 |
| 13B. Small Business - Disadvantaged 8(A)..... | 1 | 6 |
| 14. Women-Owned Business..... | 63 | 56 |

ACTION SNAPSHOT REPORT

Actions Reported Individually on SF279
Fourth Quarter Fiscal Year 1986 and Year to Date

| | 4th Qtr Actions | 4th Qtr Dollars (000) | YTD Actions | YTD Dollars (000) | YTD % Actions | YTD % Dollars |
|---|--------------------|--------------------------|-------------|----------------------|------------------|------------------|
| ACTION..... | 20 | 1,101 | 41 | 3,075 | 100.000 | 100.000 |
| TYPE CONTRACTOR | | | | | | |
| Bus Concerns..... | 18 | 1,018 | 38 | 2,775 | 92.693 | 90.244 |
| Educational & Non-Profit..... | 2 | 83 | 3 | 300 | 7.317 | 9.756 |
| State Loc Gov..... | 0 | 0 | 0 | 0 | 0.000 | 0.000 |
| Non-Defined..... | 0 | 0 | 0 | 0 | 0.000 | 0.000 |
| METHODS OF PROC | | | | | | |
| 2 Step..... | 0 | 0 | 0 | 0 | 0.000 | 0.000 |
| Other Formal Adv..... | 0 | 0 | 0 | 0 | 0.000 | 0.000 |
| Neg Comp..... | 5 | 497 | 14 | 1,961 | 34.146 | 63.772 |
| Neg Non-Comp..... | 0 | 0 | 0 | 0 | 0.000 | 0.000 |
| Dir For Govs..... | 0 | 0 | 0 | 0 | 0.000 | 0.000 |
| Tariff or Reg..... | 0 | 0 | 1 | 13 | 2.439 | 0.423 |
| SMALL BUSINESS AWARDS | | | | | | |
| Prime..... | 10 | 487 | 13 | 664 | 31.707 | 21.593 |
| Total Set-Aside..... | 0 | 0 | 0 | 0 | 0.000 | 0.000 |
| Partial Set-Aside..... | 0 | 0 | 0 | 0 | 0.000 | 0.000 |
| LABOR SURPLUS AREA | | | | | | |
| Total Set-Aside..... | 0 | 0 | 0 | 0 | 0.000 | 0.000 |
| Tie Bid Pref..... | 0 | 0 | 0 | 0 | 0.000 | 0.000 |
| Tot LSA Sm Set-Aside..... | 0 | 0 | 0 | 0 | 0.000 | 0.000 |
| SUB-TOTAL..... | 0 | 0 | 0 | 0 | 0.000 | 0.000 |
| No Pref Given..... | 20 | 1,101 | 41 | 3,075 | 100.000 | 100.000 |
| MINORITY & DISADVANT | | | | | | |
| Lg Minority..... | 0 | 0 | 0 | 0 | 0.000 | 0.000 |
| Sm Minority..... | 0 | 0 | 1 | 20 | 2.439 | 0.650 |
| 8a Minority..... | 9 | 471 | 9 | 471 | 21.951 | 15.317 |
| SUB-TOTAL..... | 9 | 471 | 10 | 491 | 24.390 | 15.967 |
| WOMEN OWNED..... | 0 | 0 | 0 | 0 | 0.000 | 0.000 |
| TYPE OF CONTRACT | | | | | | |
| Fixed Price..... | 16 | 523 | 33 | 1,153 | 80.488 | 37.496 |
| Cost..... | 4 | 578 | 8 | 1,922 | 19.512 | 62.504 |
| Time & Material..... | 0 | 0 | 0 | 0 | 0.000 | 0.000 |
| Labor Hour..... | 0 | 0 | 0 | 0 | 0.000 | 0.000 |
| Multi Year..... | 0 | 0 | 7 | 405 | 17.073 | 13.171 |
| SUBJECT TO STAT REQ | | | | | | |
| Walsh Healey Mfr..... | 3 | 34 | 13 | 197 | 31.707 | 6.407 |
| Walsh Healey Dir..... | 1 | 16 | 1 | 16 | 2.439 | 0.520 |
| Service Contracts..... | 1 | -30 | 4 | 94 | 9.756 | 3.057 |
| Davis Bacon..... | 0 | 0 | 0 | 0 | 0.000 | 0.000 |
| Not Subject To..... | 15 | 1,081 | 23 | 2,768 | 56.098 | 90.016 |
| KIND OF CONTRACT | | | | | | |
| Initial Letter..... | 0 | 0 | 0 | 0 | 0.000 | 0.000 |
| Def Superseded Ltr..... | 0 | 0 | 0 | 0 | 0.000 | 0.000 |
| Definitive..... | 7 | 503 | 7 | 503 | 17.073 | 16.358 |
| Internal Order..... | 0 | 0 | 0 | 0 | 0.000 | 0.000 |
| Modification..... | 10 | 538 | 22 | 2,325 | 53.659 | 75.610 |
| GSA Schedule..... | 3 | 60 | 12 | 247 | 29.268 | 8.033 |
| External Order..... | 0 | 0 | 0 | 0 | 0.000 | 0.000 |
| Term For Default..... | 0 | 0 | 0 | 0 | 0.000 | 0.000 |
| Term For Conven..... | 0 | 0 | 0 | 0 | 0.000 | 0.000 |
| PRODUCT OR SERVICE | | | | | | |
| Supplies & Equipment..... | 0 | 0 | 0 | 0 | 0.000 | 0.000 |
| Research & Development..... | 0 | 0 | 0 | 0 | 0.000 | 0.000 |
| Construction..... | 0 | 0 | 0 | 0 | 0.000 | 0.000 |
| Architect Engineer..... | 0 | 0 | 0 | 0 | 0.000 | 0.000 |
| Automatic Data Processing Services..... | 3 | 2 | 7 | 406 | 17.073 | 13.203 |
| ADP Equipment, Purchase & Lease..... | 3 | 60 | 3 | 60 | 7.317 | 1.951 |
| Real Property, Purchase & Lease..... | 0 | 0 | 0 | 0 | 0.000 | 0.000 |
| Other Services..... | 14 | 1,039 | 31 | 2,609 | 75.610 | 84.846 |
| Consultant Services..... | 0 | 0 | 0 | 0 | 0.000 | 0.000 |

ADMINISTRATIVE CONFERENCE OF THE U.S. SNAPSHOT REPORT

Actions Reported in Summary on SF281

Fourth Quarter Fiscal Year 1986

Part I - Total Prime Acquisition Actions

| Acquisition Method | Number of Actions | Net Dollar Amount (000) | | | | |
|--|-------------------|-------------------------|-------------------------|-------------------------|---------------------------------------|------------------------------|
| | | Total | Small Business Concerns | Large Business Concerns | Educational & Non-Profit Institutions | Outside U.S./ Outlying Areas |
| 1. TOTAL (2+7+8)..... | | | | | | |
| 2. Subtotal (3+4+5+6)..... | | | | | | |
| 3. Formally Advertised (Including 2 Step) | | | | | | |
| 4. Negotiated Competitive..... | | | | | | |
| 5. Negotiated Non-Competitive | | | | | | |
| 6. Procurement Under Another Agency's Contracts..... | | | | | | |
| 6A. GSA Schedules..... | | | | | | |
| 6B. Another Agency's Contracts..... | | | | | | |
| 7. Directed Contracts For Foreign Governments | | | | | | |
| 8. Tariff Or Regulated Acquisitions..... | | | | | | |

Part II - Statistics on Selected Types of Acquisition

| Type of Acquisition | Number of Actions | Net Dollar Amount (000) |
|--|-------------------|-------------------------|
| 9. Small Business Total Set-Asides..... | | |
| 10. Small Business Partial Set-Asides..... | | |
| 11. Total Labor Surplus Area Set-Asides..... | | |
| 12. Total Labor Surplus Area/Small Business Set-Asides | | |
| 13. Acquisitions From Minority And Disadvantaged Business Enterprises (13A+13B)..... | | |
| 13A. Directed To Large Or Small Minority Business Enterprises..... | | |
| 13B. Small Business - Disadvantaged 8(A) | | |
| 14. Women-Owned Business..... | | |

*** FAILED TO REPORT ***

Fourth Quarter Fiscal Year 1986 Year to Date

Part I - Total Prime Acquisition Actions

| Acquisition Method | Number of Actions | Net Dollar Amount (000) | | | | |
|--|-------------------|-------------------------|-------------------------|-------------------------|---------------------------------------|------------------------------|
| | | Total | Small Business Concerns | Large Business Concerns | Educational & Non-Profit Institutions | Outside U.S./ Outlying Areas |
| 1. TOTAL (2+7+8)..... | 493 | 183 | | | | |
| 2. Subtotal (3+4+5+6)..... | 458 | 175 | 170 | 4 | 1 | 0 |
| 3. Formally Advertised (Including 2 Step) | 0 | 0 | 0 | 0 | 0 | 0 |
| 4. Negotiated Competitive..... | 417 | 147 | 144 | 2 | 1 | 0 |
| 5. Negotiated Non-Competitive | 9 | 22 | 22 | 0 | 0 | 0 |
| 6. Procurement Under Another Agency's Contracts..... | 32 | 6 | 4 | 2 | 0 | 0 |
| 6A. GSA Schedules..... | 29 | 5 | 3 | 2 | 0 | 0 |
| 6B. Another Agency's Contracts..... | 3 | 1 | 1 | 0 | 0 | 0 |
| 7. Directed Contracts For Foreign Governments | 0 | 0 | | | | 0 |
| 8. Tariff Or Regulated Acquisitions..... | 35 | 8 | | | | |

Part II - Statistics on Selected Types of Acquisition

| Type of Acquisition | Number of Actions | Net Dollar Amount (000) |
|--|-------------------|-------------------------|
| 9. Small Business Total Set-Asides..... | 408 | 138 |
| 10. Small Business Partial Set-Asides..... | 0 | 0 |
| 11. Total Labor Surplus Area Set-Asides..... | 0 | 0 |
| 12. Total Labor Surplus Area/Small Business Set-Asides | 0 | 0 |
| 13. Acquisitions From Minority And Disadvantaged Business Enterprises (13A+13B)..... | 12 | 30 |
| 13A. Directed To Large Or Small Minority Business Enterprises..... | 10 | 29 |
| 13B. Small Business - Disadvantaged 8(A) | 2 | 1 |
| 14. Women-Owned Business..... | 5 | 3 |

ADMINISTRATIVE CONFERENCE OF THE U.S. SNAPSHOT REPORT

Actions Reported Individually on SF279
Fourth Quarter Fiscal Year 1986 and Year to Date

| | 4th Qtr Actions | 4th Qtr Dollars (000) | YTD Actions | YTD Dollars (000) | YTD % Actions | YTD % Dollars |
|---|--------------------|--------------------------|-------------|----------------------|------------------|------------------|
| ADMINISTRATIVE CONFERENCE OF THE U.S..... | | | 4 | 100 | 100.000 | 100.000 |
| TYPE CONTRACTOR | | | | | | |
| Bus Concerns | | | 4 | 100 | 100.000 | 100.000 |
| Educational & Non-Profit | | | 0 | 0 | 0.000 | 0.000 |
| State Loc Gov..... | | | 0 | 0 | 0.000 | 0.000 |
| Non-Defined | | | 0 | 0 | 0.000 | 0.000 |
| METHODS OF PROC | | | | | | |
| 2 Step | | | 0 | 0 | 0.000 | 0.000 |
| Other Formal Adv..... | | | 0 | 0 | 0.000 | 0.000 |
| Neg Comp..... | | | 0 | 0 | 0.000 | 0.000 |
| Neg Non-Comp..... | | | 3 | 74 | 75.000 | 74.000 |
| Dir For Govs..... | | | 0 | 0 | 0.000 | 0.000 |
| Tariff or Reg..... | | | 0 | 0 | 0.000 | 0.000 |
| SMALL BUSINESS AWARDS | | | | | | |
| Prime | | | 3 | 74 | 75.000 | 74.000 |
| Total Set-Aside | | | 0 | 0 | 0.000 | 0.000 |
| Partial Set-Aside | | | 0 | 0 | 0.000 | 0.000 |
| LABOR SURPLUS AREA | | | | | | |
| Total Set-Aside | | | 0 | 0 | 0.000 | 0.000 |
| Tie Bid Pref..... | | | 0 | 0 | 0.000 | 0.000 |
| Tot LSA Sm Set-Aside..... | | | 0 | 0 | 0.000 | 0.000 |
| SUB-TOTAL | | | 0 | 0 | 0.000 | 0.000 |
| No Pref Given..... | | | 4 | 100 | 100.000 | 100.000 |
| MINORITY & DISADVANT | | | | | | |
| Lg Minority..... | | | 0 | 0 | 0.000 | 0.000 |
| Sm Minority..... | | | 0 | 0 | 0.000 | 0.000 |
| 8a Minority..... | | | 0 | 0 | 0.000 | 0.000 |
| SUB-TOTAL | | | 0 | 0 | 0.000 | 0.000 |
| WOMEN OWNED | | | | | | |
| | | | 0 | 0 | 0.000 | 0.000 |
| TYPE OF CONTRACT | | | | | | |
| Fixed Price | | | 1 | 26 | 25.000 | 26.000 |
| Cost..... | | | 3 | 74 | 75.000 | 74.000 |
| Time & Material | | | 0 | 0 | 0.000 | 0.000 |
| Labor Hour..... | | | 0 | 0 | 0.000 | 0.000 |
| Multi Year..... | | | 0 | 0 | 0.000 | 0.000 |
| SUBJECT TO STAT REQ | | | | | | |
| Walsh Healey Mfr..... | | | 0 | 0 | 0.000 | 0.000 |
| Walsh Healey Dir..... | | | 0 | 0 | 0.000 | 0.000 |
| Service Contracts..... | | | 0 | 0 | 0.000 | 0.000 |
| Davis Bacon..... | | | 0 | 0 | 0.000 | 0.000 |
| Not Subject To | | | 4 | 100 | 100.000 | 100.000 |
| KIND OF CONTRACT | | | | | | |
| Initial Letter | | | 0 | 0 | 0.000 | 0.000 |
| Def Supersed Ltr..... | | | 0 | 0 | 0.000 | 0.000 |
| Definitive..... | | | 3 | 74 | 75.000 | 74.000 |
| Internal Order..... | | | 0 | 0 | 0.000 | 0.000 |
| Modification | | | 0 | 0 | 0.000 | 0.000 |
| GSA Schedule | | | 1 | 26 | 25.000 | 26.000 |
| External Order..... | | | 0 | 0 | 0.000 | 0.000 |
| Term For Default..... | | | 0 | 0 | 0.000 | 0.000 |
| Term For Conven..... | | | 0 | 0 | 0.000 | 0.000 |
| PRODUCT OR SERVICE | | | | | | |
| Supplies & Equipment | | | 1 | 26 | 25.000 | 26.000 |
| Research & Development | | | 0 | 0 | 0.000 | 0.000 |
| Construction | | | 0 | 0 | 0.000 | 0.000 |
| Architect Engineer..... | | | 0 | 0 | 0.000 | 0.000 |
| Automatic Data Processing Services..... | | | 0 | 0 | 0.000 | 0.000 |
| ADP Equipment, Purchase & Lease..... | | | 0 | 0 | 0.000 | 0.000 |
| Real Property, Purchase & Lease..... | | | 0 | 0 | 0.000 | 0.000 |
| Other Services | | | 3 | 74 | 75.000 | 74.000 |
| Consultant Services | | | 2 | 34 | 50.000 | 34.000 |

*** FAILED TO REPORT ***

AGENCY FOR INTERNATIONAL DEVELOPMENT SNAPSHOT REPORT

Actions Reported in Summary on SF281

Fourth Quarter Fiscal Year 1986

Part I - Total Prime Acquisition Actions

| Acquisition Method | Number of Actions | Net Dollar Amount (000) | | | | |
|--|-------------------|-------------------------|-------------------------|-------------------------|---------------------------------------|------------------------------|
| | | Total | Small Business Concerns | Large Business Concerns | Educational & Non-Profit Institutions | Outside U.S./ Outlying Areas |
| 1. TOTAL (2+7+8)..... | 2,191 | 16,467 | | | | |
| 2. Subtotal (3+4+5+6)..... | 2,191 | 16,467 | 5,030 | 9,747 | 1,690 | 0 |
| 3. Formally Advertised (Including 2 Step)..... | 8 | 58 | 0 | 31 | 27 | 0 |
| 4. Negotiated Competitive..... | 322 | 6,579 | 1,924 | 4,655 | 0 | 0 |
| 5. Negotiated Non-Competitive..... | 629 | 5,494 | 1,939 | 3,420 | 135 | 0 |
| 6. Procurement Under Another Agency's Contracts..... | 1,232 | 4,336 | 1,167 | 1,641 | 1,528 | 0 |
| 6A. GSA Schedules..... | 440 | 1,967 | 663 | 1,304 | 0 | 0 |
| 6B. Another Agency's Contracts..... | 792 | 2,369 | 504 | 337 | 1,528 | 0 |
| 7. Directed Contracts For Foreign Governments..... | 0 | 0 | | | | 0 |
| 8. Tariff Or Regulated Acquisitions..... | 0 | 0 | | | | 0 |

Part II - Statistics on Selected Types of Acquisition

| Type of Acquisition | Number of Actions | Net Dollar Amount (000) |
|--|-------------------|-------------------------|
| 9. Small Business Total Set-Asides..... | 192 | 1,091 |
| 10. Small Business Partial Set-Asides..... | 14 | 128 |
| 11. Total Labor Surplus Area Set-Asides..... | 1 | 4 |
| 12. Total Labor Surplus Area/Small Business Set-Asides..... | 4 | 29 |
| 13. Acquisitions From Minority And Disadvantaged Business Enterprises (13A+13B)..... | 195 | 1,780 |
| 13A. Directed To Large Or Small Minority Business Enterprises..... | 161 | 703 |
| 13B. Small Business - Disadvantaged 8(A)..... | 34 | 1,077 |
| 14. Women-Owned Business..... | 129 | 399 |

Fourth Quarter Fiscal Year 1986 Year to Date

Part I - Total Prime Acquisition Actions

| Acquisition Method | Number of Actions | Net Dollar Amount (000) | | | | |
|--|-------------------|-------------------------|-------------------------|-------------------------|---------------------------------------|------------------------------|
| | | Total | Small Business Concerns | Large Business Concerns | Educational & Non-Profit Institutions | Outside U.S./ Outlying Areas |
| 1. TOTAL (2+7+8)..... | 4,178 | 29,374 | | | | |
| 2. Subtotal (3+4+5+6)..... | 4,178 | 29,374 | 10,278 | 16,811 | 2,285 | 0 |
| 3. Formally Advertised (Including 2 Step)..... | 32 | 208 | 66 | 115 | 27 | 0 |
| 4. Negotiated Competitive..... | 937 | 10,305 | 3,308 | 6,840 | 157 | 0 |
| 5. Negotiated Non-Competitive..... | 1,184 | 8,363 | 4,367 | 3,781 | 215 | 0 |
| 6. Procurement Under Another Agency's Contracts..... | 2,025 | 10,498 | 2,537 | 6,075 | 1,886 | 0 |
| 6A. GSA Schedules..... | 729 | 4,134 | 1,273 | 2,861 | 0 | 0 |
| 6B. Another Agency's Contracts..... | 1,296 | 6,364 | 1,264 | 3,214 | 1,886 | 0 |
| 7. Directed Contracts For Foreign Governments..... | 0 | 0 | | | | 0 |
| 8. Tariff Or Regulated Acquisitions..... | 0 | 0 | | | | 0 |

Part II - Statistics on Selected Types of Acquisition

| Type of Acquisition | Number of Actions | Net Dollar Amount (000) |
|--|-------------------|-------------------------|
| 9. Small Business Total Set-Asides..... | 331 | 210,509 |
| 10. Small Business Partial Set-Asides..... | 39 | 40,344 |
| 11. Total Labor Surplus Area Set-Asides..... | 1 | 4 |
| 12. Total Labor Surplus Area/Small Business Set-Asides..... | 24 | 50,481 |
| 13. Acquisitions From Minority And Disadvantaged Business Enterprises (13A+13B)..... | 392 | 370,692 |
| 13A. Directed To Large Or Small Minority Business Enterprises..... | 333 | 332,415 |
| 13B. Small Business - Disadvantaged 8(A)..... | 59 | 38,277 |
| 14. Women-Owned Business..... | 204 | 311,399 |

AGENCY FOR INTERNATIONAL DEVELOPMENT SNAPSHOT REPORT

Actions Reported Individually on SF279 Fourth Quarter Fiscal Year 1986 and Year to Date

| | 4th Qtr Actions | 4th Qtr Dollars (000) | YTD Actions | YTD Dollars (000) | YTD % Actions | YTD % Dollars |
|---|--------------------|--------------------------|-------------|----------------------|------------------|------------------|
| AGENCY FOR INTERNATIONAL DEVELOPMENT..... | 264 | 80,588 | 924 | 361,037 | 100.000 | 100.000 |
| TYPE CONTRACTOR | | | | | | |
| Bus Concerns | 208 | 47,766 | 737 | 221,203 | 79.762 | 61.269 |
| Educational & Non-Profit | 44 | 26,323 | 130 | 87,533 | 14.069 | 24.245 |
| State Loc Gov..... | 9 | 5,720 | 41 | 39,188 | 4.437 | 10.854 |
| Non-Defined | 3 | 779 | 16 | 13,113 | 1.732 | 3.632 |
| METHODS OF PROC | | | | | | |
| 2 Step | 4 | 193 | 15 | 2,590 | 1.623 | 0.717 |
| Other Formal Adv..... | 50 | 6,041 | 192 | 49,340 | 20.779 | 13.666 |
| Neg Comp | 53 | 21,300 | 134 | 64,765 | 14.502 | 17.939 |
| Neg Non-Comp | 51 | 15,071 | 164 | 43,290 | 17.749 | 11.990 |
| Dir For Govs | 0 | 0 | 0 | 0 | 0.000 | 0.000 |
| Tariff or Reg..... | 0 | 0 | 0 | 0 | 0.000 | 0.000 |
| SMALL BUSINESS AWARDS | | | | | | |
| Prime | 139 | 23,215 | 496 | 130,138 | 53.680 | 36.046 |
| Total Set-Aside | 0 | 0 | 0 | 0 | 0.000 | 0.000 |
| Partial Set-Aside | 0 | 0 | 0 | 0 | 0.000 | 0.000 |
| LABOR SURPLUS AREA | | | | | | |
| Total Set-Aside | 0 | 0 | 0 | 0 | 0.000 | 0.000 |
| Tie Bid Pref | 0 | 0 | 0 | 0 | 0.000 | 0.000 |
| Tot LSA Sm Set-Aside..... | 0 | 0 | 0 | 0 | 0.000 | 0.000 |
| SUB-TOTAL | 0 | 0 | 0 | 0 | 0.000 | 0.000 |
| No Pref Given..... | 264 | 80,588 | 924 | 361,037 | 100.000 | 100.000 |
| MINORITY & DISADVANT | | | | | | |
| Lg Minority..... | 5 | 1,453 | 19 | 4,121 | 2.056 | 1.141 |
| Sm Minority | 27 | 3,115 | 64 | 6,495 | 6.926 | 1.799 |
| Ba Minority | 61 | 14,302 | 214 | 63,451 | 23.160 | 17.575 |
| SUB-TOTAL | 93 | 18,870 | 297 | 74,067 | 32.143 | 20.515 |
| WOMEN OWNED | 16 | 1,422 | 64 | 5,668 | 6.926 | 1.570 |
| TYPE OF CONTRACT | | | | | | |
| Fixed Price | 45 | 13,360 | 255 | 92,893 | 27.597 | 25.729 |
| Cost | 139 | 61,097 | 420 | 250,622 | 45.455 | 69.417 |
| Time & Material | 80 | 6,131 | 249 | 17,522 | 26.948 | 4.853 |
| Labor Hour | 0 | 0 | 0 | 0 | 0.000 | 0.000 |
| Multi Year | 112 | 54,995 | 300 | 184,951 | 32.468 | 51.228 |
| SUBJECT TO STAT REQ | | | | | | |
| Walsh Healey Mfr..... | 1 | 4,063 | 3 | 4,447 | 0.325 | 1.232 |
| Walsh Healey Dir..... | 3 | 765 | 7 | 1,690 | 0.758 | 0.468 |
| Service Contracts | 3 | 716 | 4 | 1,066 | 0.433 | 0.295 |
| Davis Bacon..... | 0 | 0 | 0 | 0 | 0.000 | 0.000 |
| Not Subject To | 257 | 75,044 | 910 | 353,834 | 98.485 | 98.005 |
| KIND OF CONTRACT | | | | | | |
| Initial Letter | 0 | 0 | 0 | 0 | 0.000 | 0.000 |
| Def Superseded Ltr..... | 1 | 354 | 1 | 354 | 0.108 | 0.098 |
| Definitive | 47 | 20,276 | 270 | 122,663 | 29.221 | 33.975 |
| Internal Order..... | 76 | 5,620 | 225 | 15,074 | 24.351 | 4.175 |
| Modification | 140 | 54,338 | 428 | 222,946 | 46.320 | 61.752 |
| GSA Schedule | 0 | 0 | 0 | 0 | 0.000 | 0.000 |
| External Order..... | 0 | 0 | 0 | 0 | 0.000 | 0.000 |
| Term For Default..... | 0 | 0 | 0 | 0 | 0.000 | 0.000 |
| Term For Conven..... | 0 | 0 | 0 | 0 | 0.000 | 0.000 |
| PRODUCT OR SERVICE | | | | | | |
| Supplies & Equipment | 3 | 623 | 40 | 5,495 | 4.329 | 1.522 |
| Research & Development..... | 0 | 0 | 0 | 0 | 0.000 | 0.000 |
| Construction | 0 | 0 | 7 | 6,735 | 0.758 | 1.865 |
| Architect Engineer..... | 3 | 611 | 20 | 12,119 | 2.165 | 3.357 |
| Automatic Data Processing Services..... | 10 | 3,017 | 18 | 4,541 | 1.948 | 1.258 |
| ADP Equipment, Purchase & Lease..... | 2 | 497 | 7 | 960 | 0.758 | 0.266 |
| Real Property, Purchase & Lease..... | 0 | 0 | 0 | 0 | 0.000 | 0.000 |
| Other Services | 246 | 75,840 | 832 | 331,187 | 90.043 | 91.732 |
| Consultant Services | 22 | 1,910 | 64 | 16,740 | 6.926 | 4.637 |

AMERICAN BATTLE MONUMENTS COMMISSION SNAPSHOT REPORT

Actions Reported in Summary on SF281

Fourth Quarter Fiscal Year 1986

Part I - Total Prime Acquisition Actions

| Acquisition Method | Number of Actions | Net Dollar Amount (000) | | | | |
|--|-------------------|-------------------------|-------------------------|-------------------------|---------------------------------------|------------------------------|
| | | Total | Small Business Concerns | Large Business Concerns | Educational & Non-Profit Institutions | Outside U.S./ Outlying Areas |
| 1. TOTAL (2+7+8)..... | 2,514 | 2,148 | | | | |
| 2. Subtotal (3+4+5+6)..... | 2,514 | 2,148 | | | | |
| 3. Formally Advertised (Including 2 Step)..... | 71 | 166 | 7 | 16 | 22 | 2,103 |
| 4. Negotiated Competitive..... | 91 | 262 | 0 | 0 | 0 | 166 |
| 5. Negotiated Non-Competitive..... | 2,306 | 1,675 | 0 | 0 | 0 | 262 |
| 6. Procurement Under Another Agency's Contracts..... | 46 | 45 | 7 | 16 | 22 | 1,675 |
| 6A. GSA Schedules..... | 20 | 23 | 7 | 16 | 0 | 0 |
| 6B. Another Agency's Contracts..... | 26 | 22 | 0 | 0 | 22 | 0 |
| 7. Directed Contracts For Foreign Governments..... | 0 | 0 | | | | 0 |
| 8. Tariff Or Regulated Acquisitions..... | 0 | 0 | | | | 0 |

Part II - Statistics on Selected Types of Acquisition

| Type of Acquisition | Number of Actions | Net Dollar Amount (000) |
|--|-------------------|-------------------------|
| 9. Small Business Total Set-Asides..... | 0 | 0 |
| 10. Small Business Partial Set-Asides..... | 0 | 0 |
| 11. Total Labor Surplus Area Set-Asides..... | 0 | 0 |
| 12. Total Labor Surplus Area/Small Business Set-Asides..... | 0 | 0 |
| 13. Acquisitions From Minority And Disadvantaged Business Enterprises (13A+13B)..... | 0 | 0 |
| 13A. Directed To Large Or Small Minority Business Enterprises..... | 0 | 0 |
| 13B. Small Business - Disadvantaged 8(A)..... | 0 | 0 |
| 14. Women-Owned Business..... | 0 | 0 |

Fourth Quarter Fiscal Year 1986 Year to Date

Part I - Total Prime Acquisition Actions

| Acquisition Method | Number of Actions | Net Dollar Amount (000) | | | | |
|--|-------------------|-------------------------|-------------------------|-------------------------|---------------------------------------|------------------------------|
| | | Total | Small Business Concerns | Large Business Concerns | Educational & Non-Profit Institutions | Outside U.S./ Outlying Areas |
| 1. TOTAL (2+7+8)..... | 5,567 | 3,466 | | | | |
| 2. Subtotal (3+4+5+6)..... | 5,567 | 3,466 | | | | |
| 3. Formally Advertised (Including 2 Step)..... | 132 | 326 | 44 | 46 | 63 | 3,313 |
| 4. Negotiated Competitive..... | 187 | 479 | 0 | 0 | 0 | 326 |
| 5. Negotiated Non-Competitive..... | 5,092 | 2,508 | 0 | 0 | 0 | 479 |
| 6. Procurement Under Another Agency's Contracts..... | 156 | 153 | 44 | 46 | 63 | 2,508 |
| 6A. GSA Schedules..... | 90 | 90 | 44 | 46 | 0 | 0 |
| 6B. Another Agency's Contracts..... | 66 | 63 | 0 | 0 | 63 | 0 |
| 7. Directed Contracts For Foreign Governments..... | 0 | 0 | | | | 0 |
| 8. Tariff Or Regulated Acquisitions..... | 0 | 0 | | | | 0 |

Part II - Statistics on Selected Types of Acquisition

| Type of Acquisition | Number of Actions | Net Dollar Amount (000) |
|--|-------------------|-------------------------|
| 9. Small Business Total Set-Asides..... | 0 | 0 |
| 10. Small Business Partial Set-Asides..... | 0 | 0 |
| 11. Total Labor Surplus Area Set-Asides..... | 0 | 0 |
| 12. Total Labor Surplus Area/Small Business Set-Asides..... | 0 | 0 |
| 13. Acquisitions From Minority And Disadvantaged Business Enterprises (13A+13B)..... | 0 | 0 |
| 13A. Directed To Large Or Small Minority Business Enterprises..... | 0 | 0 |
| 13B. Small Business - Disadvantaged 8(A)..... | 0 | 0 |
| 14. Women-Owned Business..... | 0 | 0 |

AMERICAN BATTLE MONUMENTS COMMISSION SNAPSHOT REPORT

Actions Reported Individually on SF279 Fourth Quarter Fiscal Year 1986 and Year to Date

| | 4th Qtr Actions | 4th Qtr Dollars (000) | YTD Actions | YTD Dollars (000) | YTD % Actions | YTD % Dollars |
|--|--------------------|--------------------------|-------------|----------------------|------------------|------------------|
| AMERICAN BATTLE MONUMENTS COMMISSION | 3 | 88 | 3 | 88 | 100.000 | 100.000 |
| TYPE CONTRACTOR | | | | | | |
| Bus Concerns | 0 | 0 | 0 | 0 | 0.000 | 0.000 |
| Educational & Non-Profit | 0 | 0 | 0 | 0 | 0.000 | 0.000 |
| State Loc Gov | 0 | 0 | 0 | 0 | 0.000 | 0.000 |
| Non-Defined | 3 | 88 | 3 | 88 | 100.000 | 100.000 |
| METHODS OF PROC | | | | | | |
| 2 Step | 0 | 0 | 0 | 0 | 0.000 | 0.000 |
| Other Formal Adv | 0 | 0 | 0 | 0 | 0.000 | 0.000 |
| Neg Comp | 0 | 0 | 0 | 0 | 0.000 | 0.000 |
| Neg Non-Comp | 0 | 0 | 0 | 0 | 0.000 | 0.000 |
| Dir For Govs | 0 | 0 | 0 | 0 | 0.000 | 0.000 |
| Tariff or Reg | 0 | 0 | 0 | 0 | 0.000 | 0.000 |
| SMALL BUSINESS AWARDS | | | | | | |
| Prime | 0 | 0 | 0 | 0 | 0.000 | 0.000 |
| Total Set-Aside | 0 | 0 | 0 | 0 | 0.000 | 0.000 |
| Partial Set-Aside | 0 | 0 | 0 | 0 | 0.000 | 0.000 |
| LABOR SURPLUS AREA | | | | | | |
| Total Set-Aside | 0 | 0 | 0 | 0 | 0.000 | 0.000 |
| Tie Bid Pref | 0 | 0 | 0 | 0 | 0.000 | 0.000 |
| Tot LSA Sm Set-Aside | 0 | 0 | 0 | 0 | 0.000 | 0.000 |
| SUB-TOTAL | 0 | 0 | 0 | 0 | 0.000 | 0.000 |
| No Pref Given | 3 | 88 | 3 | 88 | 100.000 | 100.000 |
| MINORITY & DISADVANT | | | | | | |
| Lg Minority | 0 | 0 | 0 | 0 | 0.000 | 0.000 |
| Sm Minority | 0 | 0 | 0 | 0 | 0.000 | 0.000 |
| Ba Minority | 0 | 0 | 0 | 0 | 0.000 | 0.000 |
| SUB-TOTAL | 0 | 0 | 0 | 0 | 0.000 | 0.000 |
| WOMEN OWNED | | | | | | |
| 0 | 0 | 0 | 0 | 0 | 0.000 | 0.000 |
| TYPE OF CONTRACT | | | | | | |
| Fixed Price | 3 | 88 | 3 | 88 | 100.000 | 100.000 |
| Cost | 0 | 0 | 0 | 0 | 0.000 | 0.000 |
| Time & Material | 0 | 0 | 0 | 0 | 0.000 | 0.000 |
| Labor Hour | 0 | 0 | 0 | 0 | 0.000 | 0.000 |
| Multi Year | 0 | 0 | 0 | 0 | 0.000 | 0.000 |
| SUBJECT TO STAT REQ | | | | | | |
| Walsh Healey Mfr | 0 | 0 | 0 | 0 | 0.000 | 0.000 |
| Walsh Healey Dir | 0 | 0 | 0 | 0 | 0.000 | 0.000 |
| Service Contracts | 0 | 0 | 0 | 0 | 0.000 | 0.000 |
| Davis Bacon | 0 | 0 | 0 | 0 | 0.000 | 0.000 |
| Not Subject To | 3 | 88 | 3 | 88 | 100.000 | 100.000 |
| KIND OF CONTRACT | | | | | | |
| Initial Letter | 0 | 0 | 0 | 0 | 0.000 | 0.000 |
| Def Supersd Ltr | 1 | 57 | 1 | 57 | 33.333 | 64.773 |
| Definitive | 2 | 31 | 2 | 31 | 66.667 | 35.227 |
| Internal Order | 0 | 0 | 0 | 0 | 0.000 | 0.000 |
| Modification | 0 | 0 | 0 | 0 | 0.000 | 0.000 |
| GSA Schedule | 0 | 0 | 0 | 0 | 0.000 | 0.000 |
| External Order | 0 | 0 | 0 | 0 | 0.000 | 0.000 |
| Term For Default | 0 | 0 | 0 | 0 | 0.000 | 0.000 |
| Term For Conven | 0 | 0 | 0 | 0 | 0.000 | 0.000 |
| PRODUCT OR SERVICE | | | | | | |
| Supplies & Equipment | 0 | 0 | 0 | 0 | 0.000 | 0.000 |
| Research & Development | 0 | 0 | 0 | 0 | 0.000 | 0.000 |
| Construction | 3 | 88 | 3 | 88 | 100.000 | 100.000 |
| Architect Engineer | 0 | 0 | 0 | 0 | 0.000 | 0.000 |
| Automatic Data Processing Services | 0 | 0 | 0 | 0 | 0.000 | 0.000 |
| ADP Equipment, Purchase & Lease | 0 | 0 | 0 | 0 | 0.000 | 0.000 |
| Real Property, Purchase & Lease | 0 | 0 | 0 | 0 | 0.000 | 0.000 |
| Other Services | 0 | 0 | 0 | 0 | 0.000 | 0.000 |
| Consultant Services | 0 | 0 | 0 | 0 | 0.000 | 0.000 |

BOARD FOR INTERNATIONAL BROADCASTING SNAPSHOT REPORT

Actions Reported in Summary on SF281

Fourth Quarter Fiscal Year 1986

Part I - Total Prime Acquisition Actions

| Acquisition Method | Number of Actions | Net Dollar Amount (000) | | | | |
|--|-------------------|-------------------------|-------------------------|-------------------------|---------------------------------------|------------------------------|
| | | Total | Small Business Concerns | Large Business Concerns | Educational & Non-Profit Institutions | Outside U.S./ Outlying Areas |
| 1. TOTAL (2+7+8)..... | | | | | | |
| 2. Subtotal (3+4+5+6)..... | | | | | | |
| 3. Formally Advertised (Including 2 Step)..... | | | | | | |
| 4. Negotiated Competitive..... | | | | | | |
| 5. Negotiated Non-Competitive..... | | | | | | |
| 6. Procurement Under Another Agency's Contracts..... | | | | | | |
| 6A. GSA Schedules..... | | | | | | |
| 6B. Another Agency's Contracts..... | | | | | | |
| 7. Directed Contracts For Foreign Governments..... | | | | | | |
| 8. Tariff Or Regulated Acquisitions..... | | | | | | |

Part II - Statistics on Selected Types of Acquisition

| Type of Acquisition | Number of Actions | Net Dollar Amount (000) |
|--|-------------------|-------------------------|
| 9. Small Business Total Set-Asides..... | | |
| 10. Small Business Partial Set-Asides..... | | |
| 11. Total Labor Surplus Area Set-Asides..... | | |
| 12. Total Labor Surplus Area/Small Business Set-Asides..... | | |
| 13. Acquisitions From Minority And Disadvantaged Business Enterprises (13A+13B)..... | | |
| 13A. Directed To Large Or Small Minority Business Enterprises..... | | |
| 13B. Small Business - Disadvantaged 8(A)..... | | |
| 14. Women-Owned Business..... | | |

*** FAILED TO REPORT ***

Fourth Quarter Fiscal Year 1986 Year to Date

Part I - Total Prime Acquisition Actions

| Acquisition Method | Number of Actions | Net Dollar Amount (000) | | | | |
|--|-------------------|-------------------------|-------------------------|-------------------------|---------------------------------------|------------------------------|
| | | Total | Small Business Concerns | Large Business Concerns | Educational & Non-Profit Institutions | Outside U.S./ Outlying Areas |
| 1. TOTAL (2+7+8)..... | 74 | 94 | | | | |
| 2. Subtotal (3+4+5+6)..... | 74 | 94 | 90 | 4 | 0 | 0 |
| 3. Formally Advertised (Including 2 Step)..... | 0 | 0 | 0 | 0 | 0 | 0 |
| 4. Negotiated Competitive..... | 0 | 0 | 0 | 0 | 0 | 0 |
| 5. Negotiated Non-Competitive..... | 74 | 94 | 90 | 4 | 0 | 0 |
| 6. Procurement Under Another Agency's Contracts..... | 0 | 0 | 0 | 0 | 0 | 0 |
| 6A. GSA Schedules..... | 0 | 0 | 0 | 0 | 0 | 0 |
| 6B. Another Agency's Contracts..... | 0 | 0 | 0 | 0 | 0 | 0 |
| 7. Directed Contracts For Foreign Governments..... | 0 | 0 | 0 | 0 | 0 | 0 |
| 8. Tariff Or Regulated Acquisitions..... | 0 | 0 | 0 | 0 | 0 | 0 |

Part II - Statistics on Selected Types of Acquisition

| Type of Acquisition | Number of Actions | Net Dollar Amount (000) |
|--|-------------------|-------------------------|
| 9. Small Business Total Set-Asides..... | 0 | 0 |
| 10. Small Business Partial Set-Asides..... | 0 | 0 |
| 11. Total Labor Surplus Area Set-Asides..... | 0 | 0 |
| 12. Total Labor Surplus Area/Small Business Set-Asides..... | 0 | 0 |
| 13. Acquisitions From Minority And Disadvantaged Business Enterprises (13A+13B)..... | 0 | 0 |
| 13A. Directed To Large Or Small Minority Business Enterprises..... | 0 | 0 |
| 13B. Small Business - Disadvantaged 8(A)..... | 0 | 0 |
| 14. Women-Owned Business..... | 0 | 0 |

BOARD FOR INTERNATIONAL BROADCASTING SNAPSHOT REPORT

Actions Reported Individually on SF279

Fourth Quarter Fiscal Year 1986 and Year to Date

| | 4th Qtr Actions | 4th Qtr Dollars (000) | YTD Actions | YTD Dollars (000) | YTD % Actions | YTD % Dollars |
|--|--------------------|--------------------------|-------------|----------------------|------------------|------------------|
| BOARD FOR INTERNATIONAL BROADCASTING | | | 1 | 11 | 100.000 | 100.000 |
| TYPE CONTRACTOR | | | | | | |
| Bus Concerns | | | 1 | 11 | 100.000 | 100.000 |
| Educational & Non-Profit | | | 0 | 0 | 0.000 | 0.000 |
| State Loc Gov | | | 0 | 0 | 0.000 | 0.000 |
| Non-Defined | | | 0 | 0 | 0.000 | 0.000 |
| METHODS OF PROC | | | | | | |
| 2 Step | | | 0 | 0 | 0.000 | 0.000 |
| Other Formal Adv | | | 0 | 0 | 0.000 | 0.000 |
| Neg Comp | | | 0 | 0 | 0.000 | 0.000 |
| Neg Non-Comp | | | 1 | 11 | 100.000 | 100.000 |
| Dir For Govs | | | 0 | 0 | 0.000 | 0.000 |
| Tariff or Reg | | | 0 | 0 | 0.000 | 0.000 |
| SMALL BUSINESS AWARDS | | | | | | |
| Prime | | | 1 | 11 | 100.000 | 100.000 |
| Total Set-Aside | | | 0 | 0 | 0.000 | 0.000 |
| Partial Set-Aside | | | 0 | 0 | 0.000 | 0.000 |
| LABOR SURPLUS AREA | | | | | | |
| Total Set-Aside | | | 0 | 0 | 0.000 | 0.000 |
| Tie Bid Pref | | | 0 | 0 | 0.000 | 0.000 |
| Tot LSA Sm Set-Aside | | | 0 | 0 | 0.000 | 0.000 |
| SUB-TOTAL | | | 0 | 0 | 0.000 | 0.000 |
| No Pref Given | | | 1 | 11 | 100.000 | 100.000 |
| MINORITY & DISADVANT | | | | | | |
| Lg Minority | | | 0 | 0 | 0.000 | 0.000 |
| Sm Minority | | | 0 | 0 | 0.000 | 0.000 |
| 8a Minority | | | 0 | 0 | 0.000 | 0.000 |
| SUB-TOTAL | | | 0 | 0 | 0.000 | 0.000 |
| WOMEN OWNED | | | | | | |
| 0 | | | 0 | 0 | 0.000 | 0.000 |
| TYPE OF CONTRACT | | | | | | |
| Fixed Price | | | 0 | 0 | 0.000 | 0.000 |
| Cost | | | 0 | 0 | 0.000 | 0.000 |
| Time & Material | | | 0 | 0 | 0.000 | 0.000 |
| Labor Hour | | | 1 | 11 | 100.000 | 100.000 |
| Multi Year | | | 0 | 0 | 0.000 | 0.000 |
| SUBJECT TO STAT REQ | | | | | | |
| Walsh Healey Mfr | | | 0 | 0 | 0.000 | 0.000 |
| Walsh Healey Dir | | | 0 | 0 | 0.000 | 0.000 |
| Service Contracts | | | 0 | 0 | 0.000 | 0.000 |
| Davis Bacon | | | 0 | 0 | 0.000 | 0.000 |
| Not Subject To | | | 1 | 11 | 100.000 | 100.000 |
| KIND OF CONTRACT | | | | | | |
| Initial Letter | | | 0 | 0 | 0.000 | 0.000 |
| Def Supersd Ltr | | | 0 | 0 | 0.000 | 0.000 |
| Definitive | | | 0 | 0 | 0.000 | 0.000 |
| Internal Order | | | 0 | 0 | 0.000 | 0.000 |
| Modification | | | 1 | 11 | 100.000 | 100.000 |
| GSA Schedule | | | 0 | 0 | 0.000 | 0.000 |
| External Order | | | 0 | 0 | 0.000 | 0.000 |
| Term For Default | | | 0 | 0 | 0.000 | 0.000 |
| Term For Conven | | | 0 | 0 | 0.000 | 0.000 |
| PRODUCT OR SERVICE | | | | | | |
| Supplies & Equipment | | | 0 | 0 | 0.000 | 0.000 |
| Research & Development | | | 0 | 0 | 0.000 | 0.000 |
| Construction | | | 0 | 0 | 0.000 | 0.000 |
| Architect Engineer | | | 1 | 11 | 100.000 | 100.000 |
| Automatic Data Processing Services | | | 0 | 0 | 0.000 | 0.000 |
| ADP Equipment, Purchase & Lease | | | 0 | 0 | 0.000 | 0.000 |
| Real Property, Purchase & Lease | | | 0 | 0 | 0.000 | 0.000 |
| Other Services | | | 0 | 0 | 0.000 | 0.000 |
| Consultant Services | | | 1 | 11 | 100.000 | 100.000 |

*** FAILED TO REPORT ***

COMMISSION ON CIVIL RIGHTS SNAPSHOT REPORT

Actions Reported in Summary on SF281

Fourth Quarter Fiscal Year 1986

Part I - Total Prime Acquisition Actions

| Acquisition Method | Number of Actions | Net Dollar Amount (000) | | | | |
|--|-------------------|-------------------------|-------------------------|-------------------------|---------------------------------------|------------------------------|
| | | Total | Small Business Concerns | Large Business Concerns | Educational & Non-Profit Institutions | Outside U.S./ Outlying Areas |
| 1. TOTAL (2+7+8)..... | | | | | | |
| 2. Subtotal (3+4+5+6)..... | | | | | | |
| 3. Formally Advertised (Including 2 Step)..... | | | | | | |
| 4. Negotiated Competitive..... | | | | | | |
| 5. Negotiated Non-Competitive..... | | | | | | |
| 6. Procurement Under Another Agency's Contracts..... | | | | | | |
| 6A. GSA Schedules..... | | | | | | |
| 6B. Another Agency's Contracts..... | | | | | | |
| 7. Directed Contracts For Foreign Governments..... | | | | | | |
| 8. Tariff Or Regulated Acquisitions..... | | | | | | |

Part II - Statistics on Selected Types of Acquisition

| Type of Acquisition | Number of Actions | Net Dollar Amount (000) |
|--|-------------------|-------------------------|
| 9. Small Business Total Set-Asides..... | | |
| 10. Small Business Partial Set-Asides..... | | |
| 11. Total Labor Surplus Area Set-Asides..... | | |
| 12. Total Labor Surplus Area/Small Business Set-Asides..... | | |
| 13. Acquisitions From Minority And Disadvantaged Business Enterprises (13A+13B)..... | | |
| 13A. Directed To Large Or Small Minority Business Enterprises..... | | |
| 13B. Small Business - Disadvantaged 8(A)..... | | |
| 14. Women-Owned Business..... | | |

*** FAILED TO REPORT ***

Fourth Quarter Fiscal Year 1986 Year to Date

Part I - Total Prime Acquisition Actions

| Acquisition Method | Number of Actions | Net Dollar Amount (000) | | | | |
|--|-------------------|-------------------------|-------------------------|-------------------------|---------------------------------------|------------------------------|
| | | Total | Small Business Concerns | Large Business Concerns | Educational & Non-Profit Institutions | Outside U.S./ Outlying Areas |
| 1. TOTAL (2+7+8)..... | | | | | | |
| 2. Subtotal (3+4+5+6)..... | | | | | | |
| 3. Formally Advertised (Including 2 Step)..... | | | | | | |
| 4. Negotiated Competitive..... | | | | | | |
| 5. Negotiated Non-Competitive..... | | | | | | |
| 6. Procurement Under Another Agency's Contracts..... | | | | | | |
| 6A. GSA Schedules..... | | | | | | |
| 6B. Another Agency's Contracts..... | | | | | | |
| 7. Directed Contracts For Foreign Governments..... | | | | | | |
| 8. Tariff Or Regulated Acquisitions..... | | | | | | |

Part II - Statistics on Selected Types of Acquisition

| Type of Acquisition | Number of Actions | Net Dollar Amount (000) |
|--|-------------------|-------------------------|
| 9. Small Business Total Set-Asides..... | | |
| 10. Small Business Partial Set-Asides..... | | |
| 11. Total Labor Surplus Area Set-Asides..... | | |
| 12. Total Labor Surplus Area/Small Business Set-Asides..... | | |
| 13. Acquisitions From Minority And Disadvantaged Business Enterprises (13A+13B)..... | | |
| 13A. Directed To Large Or Small Minority Business Enterprises..... | | |
| 13B. Small Business - Disadvantaged 8(A)..... | | |
| 14. Women-Owned Business..... | | |

*** FAILED TO REPORT ***

COMMISSION ON CIVIL RIGHTS SNAPSHOT REPORT

Actions Reported Individually on SF279

Fourth Quarter Fiscal Year 1986 and Year to Date

| | 4th Qtr Actions | 4th Qtr Dollars (000) | YTD Actions | YTD Dollars (000) | YTD % Actions | YTD % Dollars |
|---|--------------------|--------------------------|-------------|----------------------|------------------|------------------|
| COMMISSION ON CIVIL RIGHTS..... | | | | | | |
| TYPE CONTRACTOR | | | | | | |
| Bus Concerns | | | | | | |
| Educational & Non-Profit | | | | | | |
| State Loc Gov..... | | | | | | |
| Non-Defined | | | | | | |
| METHODS OF PROC | | | | | | |
| 2 Step | | | | | | |
| Other Formal Adv..... | | | | | | |
| Neg Comp..... | | | | | | |
| Neg Non-Comp..... | | | | | | |
| Dir For Govs..... | | | | | | |
| Tariff or Reg..... | | | | | | |
| SMALL BUSINESS AWARDS | | | | | | |
| Prime..... | | | | | | |
| Total Set-Aside | | | | | | |
| Partial Set-Aside | | | | | | |
| LABOR SURPLUS AREA | | | | | | |
| Total Set-Aside | | | | | | |
| Tie Bid Pref | | | | | | |
| Tot LSA Sm Set-Aside..... | | | | | | |
| SUB-TOTAL | | | | | | |
| No Pref Given..... | | | | | | |
| MINORITY & DISADVANT | | | | | | |
| Lg Minority..... | | | | | | |
| Sm Minority | | | | | | |
| 8a Minority..... | | | | | | |
| SUB-TOTAL | | | | | | |
| WOMEN OWNED..... | | | | | | |
| TYPE OF CONTRACT | | | | | | |
| Fixed Price | | | | | | |
| Cost..... | | | | | | |
| Time & Material | | | | | | |
| Labor Hour | | | | | | |
| Multi Year | | | | | | |
| SUBJECT TO STAT REQ | | | | | | |
| Walsh Healey Mfr..... | | | | | | |
| Walsh Healey Dir..... | | | | | | |
| Service Contracts..... | | | | | | |
| Davis Bacon..... | | | | | | |
| Not Subject To | | | | | | |
| KIND OF CONTRACT | | | | | | |
| Initial Letter | | | | | | |
| Def Supersed Ltr | | | | | | |
| Definitive | | | | | | |
| Internal Order..... | | | | | | |
| Modification | | | | | | |
| GSA Schedule | | | | | | |
| External Order..... | | | | | | |
| Term For Default..... | | | | | | |
| Term For Conven..... | | | | | | |
| PRODUCT OR SERVICE | | | | | | |
| Supplies & Equipment | | | | | | |
| Research & Development | | | | | | |
| Construction | | | | | | |
| Architect Engineer..... | | | | | | |
| Automatic Data Processing Services..... | | | | | | |
| ADP Equipment, Purchase & Lease..... | | | | | | |
| Real Property, Purchase & Lease..... | | | | | | |
| Other Services | | | | | | |
| Consultant Services | | | | | | |

*** FAILED TO REPORT ***

COMMODITY FUTURES TRADING COMMISSION SNAPSHOT REPORT

Actions Reported in Summary on SF281

Fourth Quarter Fiscal Year 1986

Part I - Total Prime Acquisition Actions

| Acquisition Method | Number of Actions | Net Dollar Amount (000) | | | | |
|--|-------------------|-------------------------|-------------------------|-------------------------|---------------------------------------|------------------------------|
| | | Total | Small Business Concerns | Large Business Concerns | Educational & Non-Profit Institutions | Outside U.S./ Outlying Areas |
| 1. TOTAL (2+7+8)..... | 559 | 522 | | | | |
| 2. Subtotal (3+4+5+6)..... | 559 | 522 | 339 | 183 | 0 | 0 |
| 3. Formally Advertised (Including 2 Step)..... | 0 | 0 | 0 | 0 | 0 | 0 |
| 4. Negotiated Competitive..... | 321 | 287 | 241 | 46 | 0 | 0 |
| 5. Negotiated Non-Competitive..... | 164 | 42 | 1 | 41 | 0 | 0 |
| 6. Procurement Under Another Agency's Contracts..... | 74 | 194 | 97 | 96 | 0 | 0 |
| 6A. GSA Schedules..... | 74 | 193 | 97 | 96 | 0 | 0 |
| 6B. Another Agency's Contracts..... | 0 | 0 | 0 | 0 | 0 | 0 |
| 7. Directed Contracts For Foreign Governments..... | 0 | 0 | | | | |
| 8. Tariff Or Regulated Acquisitions..... | 0 | 0 | | | | |

Part II - Statistics on Selected Types of Acquisition

| Type of Acquisition | Number of Actions | Net Dollar Amount (000) |
|--|-------------------|-------------------------|
| 9. Small Business Total Set-Asides..... | 289 | 242 |
| 10. Small Business Partial Set-Asides..... | 0 | 0 |
| 11. Total Labor Surplus Area Set-Asides..... | 0 | 0 |
| 12. Total Labor Surplus Area/Small Business Set-Asides..... | 0 | 0 |
| 13. Acquisitions From Minority And Disadvantaged Business Enterprises (13A+13B)..... | 0 | 0 |
| 13A. Directed To Large Or Small Minority Business Enterprises..... | 0 | 0 |
| 13B. Small Business - Disadvantaged 8(A)..... | 0 | 0 |
| 14. Women-Owned Business..... | 0 | 0 |

Fourth Quarter Fiscal Year 1986 Year to Date

Part I - Total Prime Acquisition Actions

| Acquisition Method | Number of Actions | Net Dollar Amount (000) | | | | |
|--|-------------------|-------------------------|-------------------------|-------------------------|---------------------------------------|------------------------------|
| | | Total | Small Business Concerns | Large Business Concerns | Educational & Non-Profit Institutions | Outside U.S./ Outlying Areas |
| 1. TOTAL (2+7+8)..... | 1,956 | 1,896 | | | | |
| 2. Subtotal (3+4+5+6)..... | 1,913 | 1,860 | 690 | 970 | 0 | 0 |
| 3. Formally Advertised (Including 2 Step)..... | 0 | 0 | 0 | 0 | 0 | 0 |
| 4. Negotiated Competitive..... | 908 | 737 | 653 | 84 | 0 | 0 |
| 5. Negotiated Non-Competitive..... | 753 | 386 | 50 | 336 | 0 | 0 |
| 6. Procurement Under Another Agency's Contracts..... | 252 | 738 | 187 | 550 | 0 | 0 |
| 6A. GSA Schedules..... | 252 | 737 | 187 | 550 | 0 | 0 |
| 6B. Another Agency's Contracts..... | 0 | 0 | 0 | 0 | 0 | 0 |
| 7. Directed Contracts For Foreign Governments..... | 0 | 0 | | | | |
| 8. Tariff Or Regulated Acquisitions..... | 43 | 36 | | | | |

Part II - Statistics on Selected Types of Acquisition

| Type of Acquisition | Number of Actions | Net Dollar Amount (000) |
|--|-------------------|-------------------------|
| 9. Small Business Total Set-Asides..... | 905 | 774 |
| 10. Small Business Partial Set-Asides..... | 0 | 0 |
| 11. Total Labor Surplus Area Set-Asides..... | 0 | 0 |
| 12. Total Labor Surplus Area/Small Business Set-Asides..... | 0 | 0 |
| 13. Acquisitions From Minority And Disadvantaged Business Enterprises (13A+13B)..... | 1 | 0 |
| 13A. Directed To Large Or Small Minority Business Enterprises..... | 0 | 0 |
| 13B. Small Business - Disadvantaged 8(A)..... | 0 | 0 |
| 14. Women-Owned Business..... | 1 | 1 |

COMMODITY FUTURES TRADING COMMISSION SNAPSHOT REPORT

Actions Reported Individually on SF279

Fourth Quarter Fiscal Year 1986 and Year to Date

| | 4th Qtr Actions | 4th Qtr Dollars (000) | YTD Actions | YTD Dollars (000) | YTD % Actions | YTD % Dollars |
|--|--------------------|--------------------------|-------------|----------------------|------------------|------------------|
| COMMODITY FUTURES TRADING COMMISSION | 8 | 801 | 33 | 4,997 | 100.000 | 100.000 |
| TYPE CONTRACTOR | | | | | | |
| Bus Concerns | 7 | 771 | 32 | 4,967 | 96.970 | 99.400 |
| Educational & Non-Profit | 1 | 30 | 1 | 30 | 3.030 | 0.600 |
| State Loc Gov | 0 | 0 | 0 | 0 | 0.000 | 0.000 |
| Non-Defined | 0 | 0 | 0 | 0 | 0.000 | 0.000 |
| METHODS OF PROC | | | | | | |
| 2 Step | 0 | 0 | 0 | 0 | 0.000 | 0.000 |
| Other Formal Adv | 0 | 0 | 2 | 47 | 6.061 | 0.941 |
| Neg Comp | 0 | 0 | 3 | 113 | 9.091 | 2.261 |
| Neg Non-Comp | 0 | 0 | 0 | 0 | 0.000 | 0.000 |
| Dir For Govs | 0 | 0 | 0 | 0 | 0.000 | 0.000 |
| Tariff or Reg | 0 | 0 | 0 | 0 | 0.000 | 0.000 |
| SMALL BUSINESS AWARDS | | | | | | |
| Prime | 5 | 705 | 7 | 826 | 21.212 | 16.530 |
| Total Set-Aside | 0 | 0 | 0 | 0 | 0.000 | 0.000 |
| Partial Set-Aside | 0 | 0 | 0 | 0 | 0.000 | 0.000 |
| LABOR SURPLUS AREA | | | | | | |
| Total Set-Aside | 0 | 0 | 0 | 0 | 0.000 | 0.000 |
| Tie Bid Pref | 0 | 0 | 0 | 0 | 0.000 | 0.000 |
| Tot LSA Sm Set-Aside | 0 | 0 | 0 | 0 | 0.000 | 0.000 |
| SUB-TOTAL | 0 | 0 | 0 | 0 | 0.000 | 0.000 |
| No Pref Given | 8 | 801 | 33 | 4,997 | 100.000 | 100.000 |
| MINORITY & DISADVANT | | | | | | |
| Lg Minority | 0 | 0 | 0 | 0 | 0.000 | 0.000 |
| Sm Minority | 0 | 0 | 0 | 0 | 0.000 | 0.000 |
| 8a Minority | 1 | 526 | 2 | 598 | 6.061 | 11.967 |
| SUB-TOTAL | 1 | 526 | 2 | 598 | 6.061 | 11.967 |
| WOMEN OWNED | | | | | | |
| 0 | 0 | 0 | 0 | 0 | 0.000 | 0.000 |
| TYPE OF CONTRACT | | | | | | |
| Fixed Price | 7 | 275 | 31 | 4,399 | 93.939 | 88.033 |
| Cost | 0 | 0 | 0 | 0 | 0.000 | 0.000 |
| Time & Material | 0 | 0 | 1 | 72 | 3.030 | 1.441 |
| Labor Hour | 1 | 526 | 1 | 526 | 3.030 | 10.526 |
| Multi Year | 0 | 0 | 1 | 95 | 3.030 | 1.901 |
| SUBJECT TO STAT REQ | | | | | | |
| Walsh Healey Mfr | 2 | 66 | 8 | 860 | 24.242 | 17.210 |
| Walsh Healey Dir | 3 | 104 | 11 | 602 | 33.333 | 12.047 |
| Service Contracts | 1 | 526 | 2 | 562 | 6.061 | 11.247 |
| Davis Bacon | 0 | 0 | 0 | 0 | 0.000 | 0.000 |
| Not Subject To | 2 | 105 | 12 | 2,973 | 36.364 | 59.496 |
| KIND OF CONTRACT | | | | | | |
| Initial Letter | 0 | 0 | 0 | 0 | 0.000 | 0.000 |
| Def Supersd Ltr | 0 | 0 | 0 | 0 | 0.000 | 0.000 |
| Definitive | 5 | 707 | 18 | 4,129 | 54.545 | 82.630 |
| Internal Order | 0 | 0 | 0 | 0 | 0.000 | 0.000 |
| Modification | 0 | 0 | 1 | -34 | 3.030 | -0.680 |
| GSA Schedule | 3 | 94 | 14 | 902 | 42.424 | 18.051 |
| External Order | 0 | 0 | 0 | 0 | 0.000 | 0.000 |
| Term For Default | 0 | 0 | 0 | 0 | 0.000 | 0.000 |
| Term For Conven | 0 | 0 | 0 | 0 | 0.000 | 0.000 |
| PRODUCT OR SERVICE | | | | | | |
| Supplies & Equipment | 0 | 0 | 7 | 280 | 21.212 | 5.603 |
| Research & Development | 0 | 0 | 0 | 0 | 0.000 | 0.000 |
| Construction | 0 | 0 | 0 | 0 | 0.000 | 0.000 |
| Architect Engineer | 0 | 0 | 0 | 0 | 0.000 | 0.000 |
| Automatic Data Processing Services | 1 | 526 | 3 | 634 | 9.091 | 12.688 |
| ADP Equipment, Purchase & Lease | 5 | 170 | 10 | 1,016 | 30.303 | 20.332 |
| Real Property, Purchase & Lease | 0 | 0 | 8 | 2,762 | 24.242 | 55.273 |
| Other Services | 2 | 105 | 5 | 305 | 15.152 | 6.104 |
| Consultant Services | 2 | 105 | 2 | 105 | 6.061 | 2.101 |

CONSUMER PRODUCTS SAFETY COMMISSION SNAPSHOT REPORT

Actions Reported in Summary on SF281

Fourth Quarter Fiscal Year 1986

Part I - Total Prime Acquisition Actions

| Acquisition Method | Number of Actions | Net Dollar Amount (000) | | | | |
|--|-------------------|-------------------------|-------------------------|-------------------------|---------------------------------------|------------------------------|
| | | Total | Small Business Concerns | Large Business Concerns | Educational & Non-Profit Institutions | Outside U.S./ Outlying Areas |
| 1. TOTAL (2+7+8)..... | 394 | 1,247 | | | | |
| 2. Subtotal (3+4+5+6)..... | 394 | 1,247 | | | | |
| 3. Formally Advertised (Including 2 Step) | 0 | 0 | 0 | 0 | 0 | 0 |
| 4. Negotiated Competitive..... | 149 | 485 | 373 | 795 | 79 | 0 |
| 5. Negotiated Non-Competitive | 241 | 172 | 308 | 177 | 0 | 0 |
| 6. Procurement Under Another Agency's Contracts..... | 4 | 590 | 65 | 28 | 79 | 0 |
| 6A. GSA Schedules..... | 4 | 590 | 0 | 590 | 0 | 0 |
| 6B. Another Agency's Contracts..... | 0 | 0 | 0 | 0 | 0 | 0 |
| 7. Directed Contracts For Foreign Governments | 0 | 0 | 0 | 0 | 0 | 0 |
| 8. Tariff Or Regulated Acquisitions..... | 0 | 0 | | | | |

Part II - Statistics on Selected Types of Acquisition

| Type of Acquisition | Number of Actions | Net Dollar Amount (000) |
|--|-------------------|-------------------------|
| 9. Small Business Total Set-Asides | 238 | 372 |
| 10. Small Business Partial Set-Asides | 0 | 0 |
| 11. Total Labor Surplus Area Set-Asides | 0 | 0 |
| 12. Total Labor Surplus Area/Small Business Set-Asides | 0 | 0 |
| 13. Acquisitions From Minority And Disadvantaged Business Enterprises (13A+13B)..... | 4 | 196 |
| 13A. Directed To Large Or Small Minority Business Enterprises..... | 1 | 2 |
| 13B. Small Business - Disadvantaged 8(A) | 3 | 194 |
| 14. Women-Owned Business | 1 | 1 |

Fourth Quarter Fiscal Year 1986 Year to Date

Part I - Total Prime Acquisition Actions

| Acquisition Method | Number of Actions | Net Dollar Amount (000) | | | | |
|--|-------------------|-------------------------|-------------------------|-------------------------|---------------------------------------|------------------------------|
| | | Total | Small Business Concerns | Large Business Concerns | Educational & Non-Profit Institutions | Outside U.S./ Outlying Areas |
| 1. TOTAL (2+7+8)..... | 1,335 | 3,067 | | | | |
| 2. Subtotal (3+4+5+6)..... | 1,335 | 3,067 | | | | |
| 3. Formally Advertised (Including 2 Step) | 0 | 0 | 1,045 | 1,364 | 658 | 0 |
| 4. Negotiated Competitive..... | 207 | 765 | 538 | 227 | 0 | 0 |
| 5. Negotiated Non-Competitive | 1,031 | 1,324 | 417 | 249 | 658 | 0 |
| 6. Procurement Under Another Agency's Contracts..... | 97 | 978 | 90 | 888 | 0 | 0 |
| 6A. GSA Schedules..... | 97 | 978 | 90 | 888 | 0 | 0 |
| 6B. Another Agency's Contracts..... | 0 | 0 | 0 | 0 | 0 | 0 |
| 7. Directed Contracts For Foreign Governments | 0 | 0 | | | | |
| 8. Tariff Or Regulated Acquisitions..... | 0 | 0 | | | | |

Part II - Statistics on Selected Types of Acquisition

| Type of Acquisition | Number of Actions | Net Dollar Amount (000) |
|--|-------------------|-------------------------|
| 9. Small Business Total Set-Asides | 391 | 508 |
| 10. Small Business Partial Set-Asides | 0 | 0 |
| 11. Total Labor Surplus Area Set-Asides | 0 | 0 |
| 12. Total Labor Surplus Area/Small Business Set-Asides | 0 | 0 |
| 13. Acquisitions From Minority And Disadvantaged Business Enterprises (13A+13B)..... | 17 | 237 |
| 13A. Directed To Large Or Small Minority Business Enterprises..... | 10 | 40 |
| 13B. Small Business - Disadvantaged 8(A) | 7 | 197 |
| 14. Women-Owned Business | 21 | 104 |

CONSUMER PRODUCTS SAFETY COMMISSION SNAPSHOT REPORT

Actions Reported Individually on SF279 Fourth Quarter Fiscal Year 1986 and Year to Date

| | 4th Qtr Actions | 4th Qtr Dollars (000) | YTD Actions | YTD Dollars (000) | YTD % Actions | YTD % Dollars |
|--|--------------------|--------------------------|-------------|----------------------|------------------|------------------|
| CONSUMER PRODUCTS SAFETY COMMISSION..... | 7 | 296 | 27 | 1,446 | 100.000 | 100.000 |
| TYPE CONTRACTOR | | | | | | |
| Bus Concerns | 7 | 296 | 21 | 1,164 | 77.778 | 80.498 |
| Educational & Non-Profit | 0 | 0 | 6 | 282 | 22.222 | 19.502 |
| State Loc Gov..... | 0 | 0 | 0 | 0 | 0.000 | 0.000 |
| Non-Defined | 0 | 0 | 0 | 0 | 0.000 | 0.000 |
| METHODS OF PROC | | | | | | |
| 2 Step | 0 | 0 | 0 | 0 | 0.000 | 0.000 |
| Other Formal Adv..... | 0 | 0 | 0 | 0 | 0.000 | 0.000 |
| Neg Comp | 0 | 0 | 0 | 0 | 0.000 | 0.000 |
| Neg Non-Comp | 0 | 0 | 0 | 0 | 0.000 | 0.000 |
| Dir For Govs | 0 | 0 | 0 | 0 | 0.000 | 0.000 |
| Tariff or Reg..... | 0 | 0 | 1 | 57 | 3.704 | 3.942 |
| SMALL BUSINESS AWARDS | | | | | | |
| Prime | 4 | 169 | 12 | 711 | 44.444 | 49.170 |
| Total Set-Aside | 0 | 0 | 0 | 0 | 0.000 | 0.000 |
| Partial Set-Aside | 0 | 0 | 0 | 0 | 0.000 | 0.000 |
| LABOR SURPLUS AREA | | | | | | |
| Total Set-Aside | 0 | 0 | 0 | 0 | 0.000 | 0.000 |
| Tie Bid Pref | 0 | 0 | 0 | 0 | 0.000 | 0.000 |
| Tot LSA Sm Set-Aside..... | 0 | 0 | 0 | 0 | 0.000 | 0.000 |
| SUB-TOTAL | 0 | 0 | 0 | 0 | 0.000 | 0.000 |
| No Pref Given | 7 | 296 | 27 | 1,446 | 100.000 | 100.000 |
| MINORITY & DISADVANT | | | | | | |
| Lg Minority | 0 | 0 | 0 | 0 | 0.000 | 0.000 |
| Sm Minority | 0 | 0 | 0 | 0 | 0.000 | 0.000 |
| 8a Minority | 3 | 144 | 8 | 543 | 29.630 | 37.552 |
| SUB-TOTAL | 3 | 144 | 8 | 543 | 29.630 | 37.552 |
| WOMEN OWNED | 0 | 0 | 3 | 255 | 11.111 | 17.635 |
| TYPE OF CONTRACT | | | | | | |
| Fixed Price | 7 | 296 | 26 | 1,390 | 96.296 | 96.127 |
| Cost | 0 | 0 | 0 | 0 | 0.000 | 0.000 |
| Time & Material | 0 | 0 | 0 | 0 | 0.000 | 0.000 |
| Labor Hour | 0 | 0 | 1 | 56 | 3.704 | 3.873 |
| Multi Year | 1 | 29 | 10 | 540 | 37.037 | 37.344 |
| SUBJECT TO STAT REQ | | | | | | |
| Walsh Healey Mfr..... | 0 | 0 | 0 | 0 | 0.000 | 0.000 |
| Walsh Healey Dir..... | 0 | 0 | 0 | 0 | 0.000 | 0.000 |
| Service Contracts..... | 0 | 0 | 7 | 600 | 25.926 | 41.494 |
| Davis Bacon | 0 | 0 | 0 | 0 | 0.000 | 0.000 |
| Not Subject To | 7 | 296 | 20 | 846 | 74.074 | 58.506 |
| KIND OF CONTRACT | | | | | | |
| Initial Letter | 0 | 0 | 0 | 0 | 0.000 | 0.000 |
| Def Supersd Ltr..... | 0 | 0 | 0 | 0 | 0.000 | 0.000 |
| Definitive | 5 | 242 | 18 | 1,098 | 66.667 | 75.934 |
| Internal Order..... | 0 | 0 | 0 | 0 | 0.000 | 0.000 |
| Modification | 2 | 54 | 9 | 348 | 33.333 | 24.066 |
| GSA Schedule | 0 | 0 | 0 | 0 | 0.000 | 0.000 |
| External Order..... | 0 | 0 | 0 | 0 | 0.000 | 0.000 |
| Term For Default..... | 0 | 0 | 0 | 0 | 0.000 | 0.000 |
| Term For Conven..... | 0 | 0 | 0 | 0 | 0.000 | 0.000 |
| PRODUCT OR SERVICE | | | | | | |
| Supplies & Equipment | 0 | 0 | 1 | 60 | 3.704 | 4.149 |
| Research & Development | 0 | 0 | 0 | 0 | 0.000 | 0.000 |
| Construction | 0 | 0 | 0 | 0 | 0.000 | 0.000 |
| Architect Engineer..... | 0 | 0 | 0 | 0 | 0.000 | 0.000 |
| Automatic Data Processing Services..... | 0 | 0 | 1 | 161 | 3.704 | 11.134 |
| ADP Equipment, Purchase & Lease..... | 0 | 0 | 0 | 0 | 0.000 | 0.000 |
| Real Property, Purchase & Lease..... | 0 | 0 | 0 | 0 | 0.000 | 0.000 |
| Other Services | 7 | 296 | 25 | 1,225 | 92.593 | 84.716 |
| Consultant Services | 0 | 0 | 0 | 0 | 0.000 | 0.000 |

ENVIRONMENTAL PROTECTION AGENCY SNAPSHOT REPORT

Actions Reported in Summary on SF281

Fourth Quarter Fiscal Year 1986

Part I - Total Prime Acquisition Actions

| Acquisition Method | Number of Actions | Net Dollar Amount (000) | | | | |
|--|-------------------|-------------------------|-------------------------|-------------------------|---------------------------------------|------------------------------|
| | | Total | Small Business Concerns | Large Business Concerns | Educational & Non-Profit Institutions | Outside U.S./ Outlying Areas |
| 1. TOTAL (2+7+8)..... | 11,582 | 12,747 | | | | |
| 2. Subtotal (3+4+5+6)..... | 11,582 | 12,747 | 7,552 | 4,327 | 860 | 8 |
| 3. Formally Advertised (Including 2 Step)..... | 0 | 0 | 0 | 0 | 0 | 0 |
| 4. Negotiated Competitive..... | 1,051 | 2,496 | 2,043 | 368 | 85 | 0 |
| 5. Negotiated Non-Competitive..... | 8,105 | 4,906 | 3,269 | 855 | 774 | 8 |
| 6. Procurement Under Another Agency's Contracts..... | 2,426 | 5,345 | 2,240 | 3,104 | 1 | 0 |
| 6A. GSA Schedules..... | 2,426 | 5,345 | 2,240 | 3,104 | 1 | 0 |
| 6B. Another Agency's Contracts..... | 0 | 0 | 0 | 0 | 0 | 0 |
| 7. Directed Contracts For Foreign Governments..... | 0 | 0 | | | | |
| 8. Tariff Or Regulated Acquisitions..... | 0 | 0 | | | | |

Part II - Statistics on Selected Types of Acquisition

| Type of Acquisition | Number of Actions | Net Dollar Amount (000) |
|--|-------------------|-------------------------|
| 9. Small Business Total Set-Asides..... | 5,313 | 5,696 |
| 10. Small Business Partial Set-Asides..... | 1 | 0 |
| 11. Total Labor Surplus Area Set-Asides..... | 2 | 0 |
| 12. Total Labor Surplus Area/Small Business Set-Asides..... | 1 | 0 |
| 13. Acquisitions From Minority And Disadvantaged Business Enterprises (13A+13B)..... | 260 | 311 |
| 13A. Directed To Large Or Small Minority Business Enterprises..... | 258 | 280 |
| 13B. Small Business - Disadvantaged 8(A)..... | 2 | 31 |
| 14. Women-Owned Business..... | 460 | 549 |

Fourth Quarter Fiscal Year 1986 Year to Date

Part I - Total Prime Acquisition Actions

| Acquisition Method | Number of Actions | Net Dollar Amount (000) | | | | |
|--|-------------------|-------------------------|-------------------------|-------------------------|---------------------------------------|------------------------------|
| | | Total | Small Business Concerns | Large Business Concerns | Educational & Non-Profit Institutions | Outside U.S./ Outlying Areas |
| 1. TOTAL (2+7+8)..... | 37,079 | 37,938 | | | | |
| 2. Subtotal (3+4+5+6)..... | 37,046 | 37,918 | 19,743 | 15,652 | 2,458 | 65 |
| 3. Formally Advertised (Including 2 Step)..... | 0 | 0 | 0 | 0 | 0 | 0 |
| 4. Negotiated Competitive..... | 2,759 | 6,183 | 4,872 | 1,121 | 190 | 0 |
| 5. Negotiated Non-Competitive..... | 26,403 | 15,683 | 10,163 | 3,246 | 2,215 | 59 |
| 6. Procurement Under Another Agency's Contracts..... | 7,884 | 16,052 | 4,708 | 11,285 | 53 | 6 |
| 6A. GSA Schedules..... | 6,374 | 14,759 | 4,510 | 10,248 | 1 | 0 |
| 6B. Another Agency's Contracts..... | 1,510 | 1,293 | 198 | 1,037 | 52 | 6 |
| 7. Directed Contracts For Foreign Governments..... | 33 | 20 | | | | |
| 8. Tariff Or Regulated Acquisitions..... | 0 | 0 | | | | |

Part II - Statistics on Selected Types of Acquisition

| Type of Acquisition | Number of Actions | Net Dollar Amount (000) |
|--|-------------------|-------------------------|
| 9. Small Business Total Set-Asides..... | 16,823 | 14,117 |
| 10. Small Business Partial Set-Asides..... | 1 | 0 |
| 11. Total Labor Surplus Area Set-Asides..... | 3 | 2 |
| 12. Total Labor Surplus Area/Small Business Set-Asides..... | 1 | 0 |
| 13. Acquisitions From Minority And Disadvantaged Business Enterprises (13A+13B)..... | 854 | 1,198 |
| 13A. Directed To Large Or Small Minority Business Enterprises..... | 835 | 1,027 |
| 13B. Small Business - Disadvantaged 8(A)..... | 19 | 171 |
| 14. Women-Owned Business..... | 1,360 | 1,258 |

ENVIRONMENTAL PROTECTION AGENCY SNAPSHOT REPORT

Actions Reported Individually on SF279

Fourth Quarter Fiscal Year 1986 and Year to Date

| | 4th Qtr Actions | 4th Qtr Dollars (000) | YTD Actions | YTD Dollars (000) | YTD % Actions | YTD % Dollars |
|---|--------------------|--------------------------|-------------|----------------------|------------------|------------------|
| ENVIRONMENTAL PROTECTION AGENCY..... | 2,162 | 169,762 | 6,026 | 606,266 | 100.000 | 100.000 |
| TYPE CONTRACTOR | | | | | | |
| Bus Concerns | 1,991 | 152,520 | 5,470 | 540,134 | 90.773 | 89.092 |
| Educational & Non-Profit | 116 | 12,543 | 346 | 47,270 | 5.742 | 7.797 |
| State Loc Gov..... | 52 | 4,644 | 201 | 18,739 | 3.336 | 3.091 |
| Non-Defined | 3 | 55 | 9 | 123 | 0.149 | 0.020 |
| METHODS OF PROC | | | | | | |
| 2 Step | 0 | 0 | 2 | 130 | 0.033 | 0.021 |
| Other Formal Adv..... | 99 | 5,373 | 164 | 8,554 | 2.722 | 1.411 |
| Neg Comp | 1,032 | 92,092 | 3,792 | 401,206 | 62.927 | 66.177 |
| Neg Non-Comp..... | 134 | 4,959 | 479 | 24,878 | 7.949 | 4.103 |
| Dir For Gvs | 0 | 0 | 0 | 0 | 0.000 | 0.000 |
| Tariff or Reg..... | 0 | 0 | 0 | 0 | 0.000 | 0.000 |
| SMALL BUSINESS AWARDS | | | | | | |
| Prime | 1,037 | 46,407 | 2,268 | 156,692 | 37.637 | 25.845 |
| Total Set-Aside | 124 | 6,311 | 399 | 27,242 | 6.621 | 4.493 |
| Partial Set-Aside | 2 | 96 | 2 | 96 | 0.033 | 0.016 |
| LABOR SURPLUS AREA | | | | | | |
| Total Set-Aside | 0 | 0 | 0 | 0 | 0.000 | 0.000 |
| Tie Bid Pref | 0 | 0 | 0 | 0 | 0.000 | 0.000 |
| Tot LSA Sm Set-Aside..... | 3 | 255 | 14 | 2,553 | 0.232 | 0.421 |
| SUB-TOTAL | 3 | 255 | 14 | 2,553 | 0.232 | 0.421 |
| No Pref Given..... | 2,159 | 169,507 | 6,012 | 603,713 | 99.768 | 99.579 |
| MINORITY & DISADVANT | | | | | | |
| Lg Minority..... | 6 | 141 | 16 | 377 | 0.266 | 0.062 |
| Sm Minority | 15 | 789 | 65 | 3,913 | 1.079 | 0.645 |
| 8a Minority..... | 179 | 8,411 | 559 | 31,281 | 9.276 | 5.160 |
| SUB-TOTAL | 200 | 9,341 | 640 | 35,571 | 10.621 | 5.867 |
| WOMEN OWNED..... | 58 | 2,120 | 182 | 8,299 | 3.020 | 1.369 |
| TYPE OF CONTRACT | | | | | | |
| Fixed Price | 920 | 31,857 | 1,804 | 67,606 | 29.937 | 11.151 |
| Cost..... | 826 | 117,499 | 2,753 | 436,234 | 45.685 | 71.954 |
| Time & Material | 350 | 19,217 | 1,302 | 97,572 | 21.606 | 16.094 |
| Labor Hour..... | 66 | 1,189 | 167 | 4,854 | 2.771 | 0.801 |
| Multi Year | 28 | 1,805 | 52 | 2,752 | 0.863 | 0.454 |
| SUBJECT TO STAT REQ | | | | | | |
| Walsh Healey Mfr..... | 266 | 10,069 | 766 | 35,416 | 12.712 | 5.842 |
| Walsh Healey Dir..... | 365 | 5,521 | 450 | 7,664 | 7.468 | 1.264 |
| Service Contracts..... | 499 | 47,703 | 1,878 | 214,564 | 31.165 | 35.391 |
| Davis Bacon..... | 28 | 2,388 | 45 | 2,532 | 0.747 | 0.418 |
| Not Subject To | 1,004 | 104,081 | 2,887 | 346,090 | 47.909 | 57.086 |
| KIND OF CONTRACT | | | | | | |
| Initial Letter | 0 | 0 | 0 | 0 | 0.000 | 0.000 |
| Def Supersed Ltr..... | 4 | 1,355 | 7 | 1,382 | 0.116 | 0.228 |
| Definitive..... | 185 | 21,257 | 385 | 58,347 | 6.389 | 9.624 |
| Internal Order..... | 926 | 28,112 | 2,417 | 107,193 | 40.110 | 17.681 |
| Modification | 991 | 115,110 | 3,105 | 433,412 | 51.527 | 71.489 |
| GSA Schedule | 56 | 3,928 | 112 | 5,932 | 1.859 | 0.978 |
| External Order..... | 0 | 0 | 0 | 0 | 0.000 | 0.000 |
| Term For Default..... | 0 | 0 | 0 | 0 | 0.000 | 0.000 |
| Term For Conven..... | 0 | 0 | 0 | 0 | 0.000 | 0.000 |
| PRODUCT OR SERVICE | | | | | | |
| Supplies & Equipment | 64 | 4,710 | 102 | 5,779 | 1.693 | 0.953 |
| Research & Development..... | 353 | 40,895 | 959 | 129,311 | 15.914 | 21.329 |
| Construction..... | 28 | 2,388 | 46 | 2,568 | 0.763 | 0.424 |
| Architect Engineer..... | 99 | 10,514 | 478 | 51,776 | 7.932 | 8.540 |
| Automatic Data Processing Services..... | 126 | 7,544 | 528 | 51,613 | 8.762 | 8.513 |
| ADP Equipment, Purchase & Lease..... | 475 | 7,061 | 624 | 16,455 | 10.355 | 2.714 |
| Real Property, Purchase & Lease..... | 0 | 0 | 1 | 141 | 0.017 | 0.023 |
| Other Services..... | 1,017 | 96,650 | 3,288 | 348,623 | 54.564 | 57.503 |
| Consultant Services..... | 59 | 2,131 | 175 | 7,140 | 2.904 | 1.178 |

EQUAL EMPLOYMENT OPPORTUNITY COMMISSION SNAPSHOT REPORT

Actions Reported in Summary on SF281

Fourth Quarter Fiscal Year 1986

Part I - Total Prime Acquisition Actions

| Acquisition Method | Number of Actions | Net Dollar Amount (000) | | | | |
|--|-------------------|-------------------------|-------------------------|-------------------------|---------------------------------------|------------------------------|
| | | Total | Small Business Concerns | Large Business Concerns | Educational & Non-Profit Institutions | Outside U.S./ Outlying Areas |
| 1. TOTAL (2+7+8)..... | 731 | 862 | | | | |
| 2. Subtotal (3+4+5+6)..... | 731 | 862 | 524 | 338 | 0 | 0 |
| 3. Formally Advertised (Including 2 Step) | 0 | 0 | 0 | 0 | 0 | 0 |
| 4. Negotiated Competitive..... | 144 | 461 | 336 | 125 | 0 | 0 |
| 5. Negotiated Non-Competitive | 497 | 156 | 109 | 47 | 0 | 0 |
| 6. Procurement Under Another Agency's Contracts..... | 90 | 245 | 79 | 166 | 0 | 0 |
| 6A. GSA Schedules..... | 90 | 245 | 79 | 166 | 0 | 0 |
| 6B. Another Agency's Contracts..... | 0 | 0 | 0 | 0 | 0 | 0 |
| 7. Directed Contracts For Foreign Governments | 0 | 0 | | | | |
| 8. Tariff Or Regulated Acquisitions..... | 0 | 0 | | | | |

Part II - Statistics on Selected Types of Acquisition

| Type of Acquisition | Number of Actions | Net Dollar Amount (000) |
|--|-------------------|-------------------------|
| 9. Small Business Total Set-Asides..... | 0 | 0 |
| 10. Small Business Partial Set-Asides..... | 0 | 0 |
| 11. Total Labor Surplus Area Set-Asides | 0 | 0 |
| 12. Total Labor Surplus Area/Small Business Set-Asides | 0 | 0 |
| 13. Acquisitions From Minority And Disadvantaged Business Enterprises (13A+13B)..... | 0 | 0 |
| 13A. Directed To Large Or Small Minority Business Enterprises..... | 0 | 0 |
| 13B. Small Business - Disadvantaged 8(A) | 0 | 0 |
| 14. Women-Owned Business..... | 0 | 0 |

Fourth Quarter Fiscal Year 1986 Year to Date

Part I - Total Prime Acquisition Actions

| Acquisition Method | Number of Actions | Net Dollar Amount (000) | | | | |
|--|-------------------|-------------------------|-------------------------|-------------------------|---------------------------------------|------------------------------|
| | | Total | Small Business Concerns | Large Business Concerns | Educational & Non-Profit Institutions | Outside U.S./ Outlying Areas |
| 1. TOTAL (2+7+8)..... | 2,585 | 3,352 | | | | |
| 2. Subtotal (3+4+5+6)..... | 2,585 | 3,352 | 1,597 | 1,755 | 0 | 0 |
| 3. Formally Advertised (Including 2 Step) | 0 | 0 | 0 | 0 | 0 | 0 |
| 4. Negotiated Competitive..... | 502 | 1,505 | 1,082 | 423 | 0 | 0 |
| 5. Negotiated Non-Competitive | 1,650 | 559 | 378 | 181 | 0 | 0 |
| 6. Procurement Under Another Agency's Contracts..... | 433 | 1,288 | 137 | 1,151 | 0 | 0 |
| 6A. GSA Schedules..... | 433 | 1,288 | 137 | 1,151 | 0 | 0 |
| 6B. Another Agency's Contracts..... | 0 | 0 | 0 | 0 | 0 | 0 |
| 7. Directed Contracts For Foreign Governments | 0 | 0 | | | | |
| 8. Tariff Or Regulated Acquisitions..... | 0 | 0 | | | | |

Part II - Statistics on Selected Types of Acquisition

| Type of Acquisition | Number of Actions | Net Dollar Amount (000) |
|--|-------------------|-------------------------|
| 9. Small Business Total Set-Asides..... | 0 | 0 |
| 10. Small Business Partial Set-Asides..... | 0 | 0 |
| 11. Total Labor Surplus Area Set-Asides | 0 | 0 |
| 12. Total Labor Surplus Area/Small Business Set-Asides | 0 | 0 |
| 13. Acquisitions From Minority And Disadvantaged Business Enterprises (13A+13B)..... | 0 | 0 |
| 13A. Directed To Large Or Small Minority Business Enterprises..... | 0 | 0 |
| 13B. Small Business - Disadvantaged 8(A) | 0 | 0 |
| 14. Women-Owned Business..... | 0 | 0 |

EQUAL EMPLOYMENT OPPORTUNITY COMMISSION SNAPSHOT REPORT

Actions Reported Individually on SF279 Fourth Quarter Fiscal Year 1986 and Year to Date

| | 4th Qtr Actions | 4th Qtr Dollars (000) | YTD Actions | YTD Dollars (000) | YTD % Actions | YTD % Dollars |
|---|--------------------|--------------------------|-------------|----------------------|------------------|------------------|
| EQUAL EMPLOYMENT OPPORTUNITY COMMISSION | 235 | 735 | 665 | 23,963 | 100.000 | 100.000 |
| TYPE CONTRACTOR | | | | | | |
| Bus Concerns | 50 | 1,246 | 164 | 5,070 | 24.662 | 21.158 |
| Educational & Non-Profit | 1 | -1 | 38 | 898 | 5.714 | 3.747 |
| State Loc Gov | 184 | -510 | 463 | 17,995 | 69.624 | 75.095 |
| Non-Defined | 0 | 0 | 0 | 0 | 0.000 | 0.000 |
| METHODS OF PROC | | | | | | |
| 2 Step | 0 | 0 | 0 | 0 | 0.000 | 0.000 |
| Other Formal Adv | 0 | 0 | 0 | 0 | 0.000 | 0.000 |
| Neg Comp | 5 | 239 | 20 | 1,529 | 3.008 | 6.381 |
| Neg Non-Comp | 66 | -376 | 69 | -379 | 10.376 | -1.582 |
| Dir For Govs | 0 | 0 | 0 | 0 | 0.000 | 0.000 |
| Tariff or Reg | 0 | 0 | 1 | 65 | 0.150 | 0.271 |
| SMALL BUSINESS AWARDS | | | | | | |
| Prime | 39 | 843 | 120 | 2,431 | 18.045 | 10.145 |
| Total Set-Aside | 0 | 0 | 0 | 0 | 0.000 | 0.000 |
| Partial Set-Aside | 0 | 0 | 0 | 0 | 0.000 | 0.000 |
| LABOR SURPLUS AREA | | | | | | |
| Total Set-Aside | 0 | 0 | 0 | 0 | 0.000 | 0.000 |
| Tie Bid Pref | 0 | 0 | 1 | 317 | 0.150 | 1.323 |
| Tot LSA Sm Set-Aside | 0 | 0 | 0 | 0 | 0.000 | 0.000 |
| SUB-TOTAL | 0 | 0 | 1 | 317 | 0.150 | 1.323 |
| No Pref Given | 235 | 735 | 664 | 23,646 | 99.850 | 98.677 |
| MINORITY & DISADVANT | | | | | | |
| Lg Minority | 0 | 0 | 0 | 0 | 0.000 | 0.000 |
| Sm Minority | 0 | 0 | 1 | 20 | 0.150 | 0.083 |
| 8a Minority | 0 | 0 | 2 | 85 | 0.301 | 0.355 |
| SUB-TOTAL | 0 | 0 | 3 | 105 | 0.451 | 0.438 |
| WOMEN OWNED | 0 | 0 | 7 | 97 | 1.053 | 0.405 |
| TYPE OF CONTRACT | | | | | | |
| Fixed Price | 234 | 739 | 664 | 23,967 | 99.850 | 100.017 |
| Cost | 0 | 0 | 0 | 0 | 0.000 | 0.000 |
| Time & Material | 0 | 0 | 0 | 0 | 0.000 | 0.000 |
| Labor Hour | 1 | -4 | 1 | -4 | 0.150 | -0.017 |
| Multi Year | 0 | 0 | 21 | 244 | 3.158 | 1.018 |
| SUBJECT TO STAT REQ | | | | | | |
| Walsh Healey Mfr | 3 | 171 | 8 | 446 | 1.203 | 1.861 |
| Walsh Healey Dir | 0 | 0 | 2 | 207 | 0.301 | 0.864 |
| Service Contracts | 4 | 114 | 24 | 1,629 | 3.609 | 6.798 |
| Davis Bacon | 0 | 0 | 0 | 0 | 0.000 | 0.000 |
| Not Subject To | 228 | 450 | 631 | 21,681 | 94.887 | 90.477 |
| KIND OF CONTRACT | | | | | | |
| Initial Letter | 0 | 0 | 0 | 0 | 0.000 | 0.000 |
| Def Supersd Ltr | 0 | 0 | 0 | 0 | 0.000 | 0.000 |
| Definitive | 32 | 763 | 238 | 21,822 | 35.789 | 91.065 |
| Internal Order | 0 | 0 | 0 | 0 | 0.000 | 0.000 |
| Modification | 196 | -364 | 403 | 739 | 60.602 | 3.084 |
| GSA Schedule | 7 | 336 | 24 | 1,402 | 3.609 | 5.851 |
| External Order | 0 | 0 | 0 | 0 | 0.000 | 0.000 |
| Term For Default | 0 | 0 | 0 | 0 | 0.000 | 0.000 |
| Term For Conven | 0 | 0 | 0 | 0 | 0.000 | 0.000 |
| PRODUCT OR SERVICE | | | | | | |
| Supplies & Equipment | 4 | 159 | 7 | 415 | 1.053 | 1.732 |
| Research & Development | 0 | 0 | 0 | 0 | 0.000 | 0.000 |
| Construction | 0 | 0 | 0 | 0 | 0.000 | 0.000 |
| Architect Engineer | 0 | 0 | 0 | 0 | 0.000 | 0.000 |
| Automatic Data Processing Services | 6 | 182 | 13 | 1,072 | 1.955 | 4.474 |
| ADP Equipment, Purchase & Lease | 6 | 224 | 10 | 298 | 1.504 | 1.244 |
| Real Property, Purchase & Lease | 0 | 0 | 0 | 0 | 0.000 | 0.000 |
| Other Services | 219 | 170 | 635 | 22,178 | 95.489 | 92.551 |
| Consultant Services | 0 | 0 | 0 | 0 | 0.000 | 0.000 |

FEDERAL COMMUNICATIONS COMMISSION SNAPSHOT REPORT

Actions Reported in Summary on SF281

Fourth Quarter Fiscal Year 1986

Part I - Total Prime Acquisition Actions

| Acquisition Method | Number of Actions | Net Dollar Amount (000) | | | | |
|--|-------------------|-------------------------|-------------------------|-------------------------|---------------------------------------|------------------------------|
| | | Total | Small Business Concerns | Large Business Concerns | Educational & Non-Profit Institutions | Outside U.S./ Outlying Areas |
| 1. TOTAL (2+7+8)..... | 231 | 571 | | | | |
| 2. Subtotal (3+4+5+6)..... | 231 | 571 | 187 | 381 | 3 | 0 |
| 3. Formally Advertised (Including 2 Step)..... | 0 | 0 | 0 | 0 | 0 | 0 |
| 4. Negotiated Competitive..... | 56 | 215 | 106 | 109 | 0 | 0 |
| 5. Negotiated Non-Competitive..... | 99 | 53 | 30 | 20 | 3 | 0 |
| 6. Procurement Under Another Agency's Contracts..... | 76 | 303 | 51 | 252 | 0 | 0 |
| 6A. GSA Schedules..... | 76 | 303 | 51 | 252 | 0 | 0 |
| 6B. Another Agency's Contracts..... | 0 | 0 | 0 | 0 | 0 | 0 |
| 7. Directed Contracts For Foreign Governments..... | 0 | 0 | 0 | 0 | 0 | 0 |
| 8. Tariff Or Regulated Acquisitions..... | 0 | 0 | 0 | 0 | 0 | 0 |

Part II - Statistics on Selected Types of Acquisition

| Type of Acquisition | Number of Actions | Net Dollar Amount (000) |
|--|-------------------|-------------------------|
| 9. Small Business Total Set-Asides..... | 0 | 0 |
| 10. Small Business Partial Set-Asides..... | 0 | 0 |
| 11. Total Labor Surplus Area Set-Asides..... | 0 | 0 |
| 12. Total Labor Surplus Area/Small Business Set-Asides..... | 0 | 0 |
| 13. Acquisitions From Minority And Disadvantaged Business Enterprises (13A+13B)..... | 0 | 0 |
| 13A. Directed To Large Or Small Minority Business Enterprises..... | 0 | 0 |
| 13B. Small Business - Disadvantaged 8(A)..... | 0 | 0 |
| 14. Women-Owned Business..... | 0 | 0 |

Fourth Quarter Fiscal Year 1986 Year to Date

Part I - Total Prime Acquisition Actions

| Acquisition Method | Number of Actions | Net Dollar Amount (000) | | | | |
|--|-------------------|-------------------------|-------------------------|-------------------------|---------------------------------------|------------------------------|
| | | Total | Small Business Concerns | Large Business Concerns | Educational & Non-Profit Institutions | Outside U.S./ Outlying Areas |
| 1. TOTAL (2+7+8)..... | 912 | 2,491 | | | | |
| 2. Subtotal (3+4+5+6)..... | 912 | 2,491 | 1,694 | 775 | 22 | 0 |
| 3. Formally Advertised (Including 2 Step)..... | 5 | 1,064 | 1,064 | 0 | 0 | 0 |
| 4. Negotiated Competitive..... | 170 | 504 | 292 | 212 | 0 | 0 |
| 5. Negotiated Non-Competitive..... | 550 | 372 | 218 | 132 | 22 | 0 |
| 6. Procurement Under Another Agency's Contracts..... | 187 | 551 | 120 | 431 | 0 | 0 |
| 6A. GSA Schedules..... | 187 | 551 | 120 | 431 | 0 | 0 |
| 6B. Another Agency's Contracts..... | 0 | 0 | 0 | 0 | 0 | 0 |
| 7. Directed Contracts For Foreign Governments..... | 0 | 0 | 0 | 0 | 0 | 0 |
| 8. Tariff Or Regulated Acquisitions..... | 0 | 0 | 0 | 0 | 0 | 0 |

Part II - Statistics on Selected Types of Acquisition

| Type of Acquisition | Number of Actions | Net Dollar Amount (000) |
|--|-------------------|-------------------------|
| 9. Small Business Total Set-Asides..... | 0 | 0 |
| 10. Small Business Partial Set-Asides..... | 0 | 0 |
| 11. Total Labor Surplus Area Set-Asides..... | 0 | 0 |
| 12. Total Labor Surplus Area/Small Business Set-Asides..... | 0 | 0 |
| 13. Acquisitions From Minority And Disadvantaged Business Enterprises (13A+13B)..... | 0 | 0 |
| 13A. Directed To Large Or Small Minority Business Enterprises..... | 0 | 0 |
| 13B. Small Business - Disadvantaged 8(A)..... | 0 | 0 |
| 14. Women-Owned Business..... | 0 | 0 |

FEDERAL COMMUNICATIONS COMMISSION SNAPSHOT REPORT

Actions Reported Individually on SF279 Fourth Quarter Fiscal Year 1986 and Year to Date

| | 4th Qtr Actions | 4th Qtr Dollars (000) | YTD Actions | YTD Dollars (000) | YTD % Actions | YTD % Dollars |
|--|--------------------|--------------------------|-------------|----------------------|------------------|------------------|
| FEDERAL COMMUNICATIONS COMMISSION | 4 | 230 | 46 | 3,848 | 100.000 | 100.000 |
| TYPE CONTRACTOR | | | | | | |
| Bus Concerns | 4 | 230 | 46 | 3,848 | 100.000 | 100.000 |
| Educational & Non-Profit | 0 | 0 | 0 | 0 | 0.000 | 0.000 |
| State Loc Gov | 0 | 0 | 0 | 0 | 0.000 | 0.000 |
| Non-Defined | 0 | 0 | 0 | 0 | 0.000 | 0.000 |
| METHODS OF PROC | | | | | | |
| 2 Step | 0 | 0 | 0 | 0 | 0.000 | 0.000 |
| Other Formal Adv | 4 | 230 | 22 | 2,674 | 47.826 | 69.491 |
| Neg Comp | 0 | 0 | 6 | 410 | 13.043 | 10.655 |
| Neg Non-Comp | 0 | 0 | 1 | 16 | 2.174 | 0.416 |
| Dir For Govs | 0 | 0 | 0 | 0 | 0.000 | 0.000 |
| Tariff or Reg | 0 | 0 | 0 | 0 | 0.000 | 0.000 |
| SMALL BUSINESS AWARDS | | | | | | |
| Prime | 0 | 0 | 14 | 1,409 | 30.435 | 36.616 |
| Total Set-Aside | 0 | 0 | 0 | 0 | 0.000 | 0.000 |
| Partial Set-Aside | 0 | 0 | 0 | 0 | 0.000 | 0.000 |
| LABOR SURPLUS AREA | | | | | | |
| Total Set-Aside | 0 | 0 | 0 | 0 | 0.000 | 0.000 |
| Tie Bid Pref | 0 | 0 | 0 | 0 | 0.000 | 0.000 |
| Tot LSA Sm Set-Aside | 0 | 0 | 0 | 0 | 0.000 | 0.000 |
| SUB-TOTAL | 0 | 0 | 0 | 0 | 0.000 | 0.000 |
| No Pref Given | 4 | 230 | 46 | 3,848 | 100.000 | 100.000 |
| MINORITY & DISADVANT | | | | | | |
| Lg Minority | 0 | 0 | 0 | 0 | 0.000 | 0.000 |
| Sm Minority | 0 | 0 | 4 | 347 | 8.696 | 9.018 |
| 8a Minority | 0 | 0 | 0 | 0 | 0.000 | 0.000 |
| SUB-TOTAL | 0 | 0 | 4 | 347 | 8.696 | 9.018 |
| WOMEN OWNED | 0 | 0 | 0 | 0 | 0.000 | 0.000 |
| TYPE OF CONTRACT | | | | | | |
| Fixed Price | 4 | 230 | 46 | 3,848 | 100.000 | 100.000 |
| Cost | 0 | 0 | 0 | 0 | 0.000 | 0.000 |
| Time & Material | 0 | 0 | 0 | 0 | 0.000 | 0.000 |
| Labor Hour | 0 | 0 | 0 | 0 | 0.000 | 0.000 |
| Multi Year | 2 | 177 | 2 | 177 | 4.348 | 4.600 |
| SUBJECT TO STAT REQ | | | | | | |
| Walsh Healey Mfr | 0 | 0 | 0 | 0 | 0.000 | 0.000 |
| Walsh Healey Dir | 0 | 0 | 0 | 0 | 0.000 | 0.000 |
| Service Contracts | 0 | 0 | 0 | 0 | 0.000 | 0.000 |
| Davis Bacon | 0 | 0 | 0 | 0 | 0.000 | 0.000 |
| Not Subject To | 4 | 230 | 46 | 3,848 | 100.000 | 100.000 |
| KIND OF CONTRACT | | | | | | |
| Initial Letter | 0 | 0 | 0 | 0 | 0.000 | 0.000 |
| Def Supersed Ltr | 0 | 0 | 0 | 0 | 0.000 | 0.000 |
| Definitive | 0 | 0 | 7 | 1,094 | 15.217 | 28.430 |
| Internal Order | 2 | 177 | 16 | 2,017 | 34.783 | 52.417 |
| Modification | 0 | 0 | 0 | 0 | 0.000 | 0.000 |
| GSA Schedule | 2 | 53 | 23 | 737 | 50.000 | 19.153 |
| External Order | 0 | 0 | 0 | 0 | 0.000 | 0.000 |
| Term For Default | 0 | 0 | 0 | 0 | 0.000 | 0.000 |
| Term For Conven | 0 | 0 | 0 | 0 | 0.000 | 0.000 |
| PRODUCT OR SERVICE | | | | | | |
| Supplies & Equipment | 0 | 0 | 18 | 843 | 39.130 | 21.907 |
| Research & Development | 0 | 0 | 0 | 0 | 0.000 | 0.000 |
| Construction | 0 | 0 | 0 | 0 | 0.000 | 0.000 |
| Architect Engineer | 0 | 0 | 0 | 0 | 0.000 | 0.000 |
| Automatic Data Processing Services | 0 | 0 | 0 | 0 | 0.000 | 0.000 |
| ADP Equipment, Purchase & Lease | 4 | 230 | 24 | 1,903 | 52.174 | 49.454 |
| Real Property, Purchase & Lease | 0 | 0 | 0 | 0 | 0.000 | 0.000 |
| Other Services | 0 | 0 | 4 | 1,102 | 8.696 | 28.638 |
| Consultant Services | 0 | 0 | 0 | 0 | 0.000 | 0.000 |

FEDERAL ELECTION COMMISSION SNAPSHOT REPORT

Actions Reported in Summary on SF281

Fourth Quarter Fiscal Year 1986

Part I - Total Prime Acquisition Actions

| Acquisition Method | Number of Actions | Net Dollar Amount (000) | | | | |
|--|-------------------|-------------------------|-------------------------|-------------------------|---------------------------------------|------------------------------|
| | | Total | Small Business Concerns | Large Business Concerns | Educational & Non-Profit Institutions | Outside U.S./ Outlying Areas |
| 1. TOTAL (2+7+8)..... | 388 | 213 | | | | |
| 2. Subtotal (3+4+5+6)..... | 377 | 202 | | | | |
| 3. Formally Advertised (Including 2 Step)..... | 0 | 0 | 30 | 172 | 0 | 0 |
| 4. Negotiated Competitive..... | 0 | 0 | 0 | 0 | 0 | 0 |
| 5. Negotiated Non-Competitive..... | 299 | 159 | 0 | 0 | 0 | 0 |
| 6. Procurement Under Another Agency's Contracts..... | 78 | 43 | 25 | 134 | 0 | 0 |
| 6A. GSA Schedules..... | 78 | 43 | 5 | 38 | 0 | 0 |
| 6B. Another Agency's Contracts..... | 0 | 0 | 5 | 38 | 0 | 0 |
| 7. Directed Contracts For Foreign Governments..... | 0 | 0 | 0 | 0 | 0 | 0 |
| 8. Tariff Or Regulated Acquisitions..... | 11 | 11 | | | | |

Part II - Statistics on Selected Types of Acquisition

| Type of Acquisition | Number of Actions | Net Dollar Amount (000) |
|--|-------------------|-------------------------|
| 9. Small Business Total Set-Asides..... | | 0 |
| 10. Small Business Partial Set-Asides..... | 0 | 0 |
| 11. Total Labor Surplus Area Set-Asides..... | 0 | 0 |
| 12. Total Labor Surplus Area/Small Business Set-Asides..... | 0 | 0 |
| 13. Acquisitions From Minority And Disadvantaged Business Enterprises (13A+13B)..... | 0 | 0 |
| 13A. Directed To Large Or Small Minority Business Enterprises..... | 0 | 0 |
| 13B. Small Business - Disadvantaged 8(A)..... | 0 | 0 |
| 14. Women-Owned Business..... | 0 | 0 |

Fourth Quarter Fiscal Year 1986 Year to Date

Part I - Total Prime Acquisition Actions

| Acquisition Method | Number of Actions | Net Dollar Amount (000) | | | | |
|--|-------------------|-------------------------|-------------------------|-------------------------|---------------------------------------|------------------------------|
| | | Total | Small Business Concerns | Large Business Concerns | Educational & Non-Profit Institutions | Outside U.S./ Outlying Areas |
| 1. TOTAL (2+7+8)..... | 1,055 | 531 | | | | |
| 2. Subtotal (3+4+5+6)..... | 1,021 | 516 | | | | |
| 3. Formally Advertised (Including 2 Step)..... | 0 | 0 | 59 | 454 | 3 | 0 |
| 4. Negotiated Competitive..... | 0 | 0 | 0 | 0 | 0 | 0 |
| 5. Negotiated Non-Competitive..... | 699 | 239 | 25 | 0 | 0 | 0 |
| 6. Procurement Under Another Agency's Contracts..... | 322 | 277 | 34 | 213 | 1 | 0 |
| 6A. GSA Schedules..... | 218 | 191 | 17 | 241 | 2 | 0 |
| 6B. Another Agency's Contracts..... | 104 | 86 | 17 | 67 | 0 | 0 |
| 7. Directed Contracts For Foreign Governments..... | 0 | 0 | | | 2 | 0 |
| 8. Tariff Or Regulated Acquisitions..... | 34 | 15 | | | | |

Part II - Statistics on Selected Types of Acquisition

| Type of Acquisition | Number of Actions | Net Dollar Amount (000) |
|--|-------------------|-------------------------|
| 9. Small Business Total Set-Asides..... | | 0 |
| 10. Small Business Partial Set-Asides..... | 0 | 0 |
| 11. Total Labor Surplus Area Set-Asides..... | 0 | 0 |
| 12. Total Labor Surplus Area/Small Business Set-Asides..... | 0 | 0 |
| 13. Acquisitions From Minority And Disadvantaged Business Enterprises (13A+13B)..... | 0 | 0 |
| 13A. Directed To Large Or Small Minority Business Enterprises..... | 0 | 0 |
| 13B. Small Business - Disadvantaged 8(A)..... | 0 | 0 |
| 14. Women-Owned Business..... | 0 | 0 |

FEDERAL ELECTION COMMISSION SNAPSHOT REPORT

Actions Reported Individually on SF279

Fourth Quarter Fiscal Year 1986 and Year to Date

| | 4th Qtr Actions | 4th Qtr Dollars (000) | YTD Actions | YTD Dollars (000) | YTD % Actions | YTD % Dollars |
|---|--------------------|--------------------------|-------------|----------------------|------------------|------------------|
| FEDERAL ELECTION COMMISSION..... | 4 | 287 | 17 | 894 | 100.000 | 100.000 |
| TYPE CONTRACTOR | | | | | | |
| Bus Concerns..... | 4 | 287 | 16 | 864 | 94.118 | 96.644 |
| Educational & Non-Profit..... | 0 | 0 | 0 | 0 | 0.000 | 0.000 |
| State Loc Gov..... | 0 | 0 | 1 | 30 | 5.882 | 3.356 |
| Non-Defined..... | 0 | 0 | 0 | 0 | 0.000 | 0.000 |
| METHODS OF PROC | | | | | | |
| 2 Step..... | 3 | 163 | 12 | 685 | 70.588 | 76.622 |
| Other Formal Adv..... | 0 | 0 | 0 | 0 | 0.000 | 0.000 |
| Neg Comp..... | 0 | 0 | 0 | 0 | 0.000 | 0.000 |
| Neg Non-Comp..... | 0 | 0 | 0 | 0 | 0.000 | 0.000 |
| Dir For Govs..... | 0 | 0 | 0 | 0 | 0.000 | 0.000 |
| Tariff or Reg..... | 0 | 0 | 0 | 0 | 0.000 | 0.000 |
| SMALL BUSINESS AWARDS | | | | | | |
| Prime..... | 0 | 0 | 0 | 0 | 0.000 | 0.000 |
| Total Set-Aside..... | 0 | 0 | 0 | 0 | 0.000 | 0.000 |
| Partial Set-Aside..... | 0 | 0 | 0 | 0 | 0.000 | 0.000 |
| LABOR SURPLUS AREA | | | | | | |
| Total Set-Aside..... | 0 | 0 | 0 | 0 | 0.000 | 0.000 |
| Tie Bid Pref..... | 0 | 0 | 0 | 0 | 0.000 | 0.000 |
| Tot LSA Sm Set-Aside..... | 0 | 0 | 0 | 0 | 0.000 | 0.000 |
| SUB-TOTAL..... | 0 | 0 | 0 | 0 | 0.000 | 0.000 |
| No Pref Given..... | 4 | 287 | 17 | 894 | 100.000 | 100.000 |
| MINORITY & DISADVANT | | | | | | |
| Lg Minority..... | 0 | 0 | 0 | 0 | 0.000 | 0.000 |
| Sm Minority..... | 0 | 0 | 0 | 0 | 0.000 | 0.000 |
| 8a Minority..... | 0 | 0 | 0 | 0 | 0.000 | 0.000 |
| SUB-TOTAL..... | 0 | 0 | 0 | 0 | 0.000 | 0.000 |
| WOMEN OWNED..... | 0 | 0 | 0 | 0 | 0.000 | 0.000 |
| TYPE OF CONTRACT | | | | | | |
| Fixed Price..... | 4 | 287 | 17 | 894 | 100.000 | 100.000 |
| Cost..... | 0 | 0 | 0 | 0 | 0.000 | 0.000 |
| Time & Material..... | 0 | 0 | 0 | 0 | 0.000 | 0.000 |
| Labor Hour..... | 0 | 0 | 0 | 0 | 0.000 | 0.000 |
| Multi Year..... | 4 | 287 | 13 | 809 | 76.471 | 90.492 |
| SUBJECT TO STAT REQ | | | | | | |
| Walsh Healey Mfr..... | 0 | 0 | 0 | 0 | 0.000 | 0.000 |
| Walsh Healey Dir..... | 0 | 0 | 0 | 0 | 0.000 | 0.000 |
| Service Contracts..... | 0 | 0 | 0 | 0 | 0.000 | 0.000 |
| Davis Bacon..... | 0 | 0 | 0 | 0 | 0.000 | 0.000 |
| Not Subject To..... | 4 | 287 | 17 | 894 | 100.000 | 100.000 |
| KIND OF CONTRACT | | | | | | |
| Initial Letter..... | 0 | 0 | 0 | 0 | 0.000 | 0.000 |
| Def Supersed Ltr..... | 0 | 0 | 0 | 0 | 0.000 | 0.000 |
| Definitive..... | 1 | 124 | 3 | 174 | 17.647 | 19.463 |
| Internal Order..... | 3 | 163 | 12 | 685 | 70.588 | 76.622 |
| Modification..... | 0 | 0 | 0 | 0 | 0.000 | 0.000 |
| GSA Schedule..... | 0 | 0 | 2 | 35 | 11.765 | 3.915 |
| External Order..... | 0 | 0 | 0 | 0 | 0.000 | 0.000 |
| Term For Default..... | 0 | 0 | 0 | 0 | 0.000 | 0.000 |
| Term For Conven..... | 0 | 0 | 0 | 0 | 0.000 | 0.000 |
| PRODUCT OR SERVICE | | | | | | |
| Supplies & Equipment..... | 0 | 0 | 2 | 35 | 11.765 | 3.915 |
| Research & Development..... | 0 | 0 | 0 | 0 | 0.000 | 0.000 |
| Construction..... | 0 | 0 | 0 | 0 | 0.000 | 0.000 |
| Architect Engineer..... | 0 | 0 | 0 | 0 | 0.000 | 0.000 |
| Automatic Data Processing Services..... | 4 | 287 | 13 | 809 | 76.471 | 90.492 |
| ADP Equipment, Purchase & Lease..... | 0 | 0 | 0 | 0 | 0.000 | 0.000 |
| Real Property, Purchase & Lease..... | 0 | 0 | 0 | 0 | 0.000 | 0.000 |
| Other Services..... | 0 | 0 | 2 | 50 | 11.765 | 5.593 |
| Consultant Services..... | 0 | 0 | 0 | 0 | 0.000 | 0.000 |

FEDERAL EMERGENCY MANAGEMENT AGENCY SNAPSHOT REPORT

Actions Reported in Summary on SF281

Fourth Quarter Fiscal Year 1986

Part I - Total Prime Acquisition Actions

| Acquisition Method | Number of Actions | Net Dollar Amount (000) | | | | |
|--|-------------------|-------------------------|-------------------------|-------------------------|---------------------------------------|------------------------------|
| | | Total | Small Business Concerns | Large Business Concerns | Educational & Non-Profit Institutions | Outside U.S./ Outlying Areas |
| 1. TOTAL (2+7+8)..... | 2,152 | 4,469 | | | | |
| 2. Subtotal (3+4+5+6)..... | 2,113 | 4,375 | 3,098 | 1,010 | 267 | 0 |
| 3. Formally Advertised (Including 2 Step)..... | 0 | 0 | 0 | 0 | 0 | 0 |
| 4. Negotiated Competitive..... | 685 | 1,426 | 1,279 | 147 | 0 | 0 |
| 5. Negotiated Non-Competitive..... | 930 | 1,510 | 888 | 404 | 218 | 0 |
| 6. Procurement Under Another Agency's Contracts..... | 498 | 1,439 | 931 | 459 | 49 | 0 |
| 6A. GSA Schedules..... | 484 | 1,425 | 931 | 459 | 35 | 0 |
| 6B. Another Agency's Contracts..... | 14 | 14 | 0 | 0 | 14 | 0 |
| 7. Directed Contracts For Foreign Governments..... | 0 | 0 | | | | |
| 8. Tariff Or Regulated Acquisitions..... | 39 | 94 | | | | |

Part II - Statistics on Selected Types of Acquisition

| Type of Acquisition | Number of Actions | Net Dollar Amount (000) |
|--|-------------------|-------------------------|
| 9. Small Business Total Set-Asides..... | 1,231 | 2,205 |
| 10. Small Business Partial Set-Asides..... | 0 | 0 |
| 11. Total Labor Surplus Area Set-Asides..... | 4 | 6 |
| 12. Total Labor Surplus Area/Small Business Set-Asides..... | 0 | 0 |
| 13. Acquisitions From Minority And Disadvantaged Business Enterprises (13A+13B)..... | 14 | 93 |
| 13A. Directed To Large Or Small Minority Business Enterprises..... | 12 | 50 |
| 13B. Small Business - Disadvantaged 8(A)..... | 2 | 43 |
| 14. Women-Owned Business..... | 15 | 31 |

Fourth Quarter Fiscal Year 1986 Year to Date

Part I - Total Prime Acquisition Actions

| Acquisition Method | Number of Actions | Net Dollar Amount (000) | | | | |
|--|-------------------|-------------------------|-------------------------|-------------------------|---------------------------------------|------------------------------|
| | | Total | Small Business Concerns | Large Business Concerns | Educational & Non-Profit Institutions | Outside U.S./ Outlying Areas |
| 1. TOTAL (2+7+8)..... | 5,983 | 10,914 | | | | |
| 2. Subtotal (3+4+5+6)..... | 5,886 | 10,691 | 7,706 | 2,431 | 554 | 0 |
| 3. Formally Advertised (Including 2 Step)..... | 6 | 43 | 27 | 16 | 0 | 0 |
| 4. Negotiated Competitive..... | 1,997 | 3,810 | 3,306 | 471 | 33 | 0 |
| 5. Negotiated Non-Competitive..... | 2,683 | 3,720 | 2,416 | 955 | 349 | 0 |
| 6. Procurement Under Another Agency's Contracts..... | 1,200 | 3,118 | 1,957 | 989 | 172 | 0 |
| 6A. GSA Schedules..... | 1,182 | 3,102 | 1,957 | 988 | 157 | 0 |
| 6B. Another Agency's Contracts..... | 18 | 16 | 0 | 1 | 15 | 0 |
| 7. Directed Contracts For Foreign Governments..... | 0 | 0 | | | | |
| 8. Tariff Or Regulated Acquisitions..... | 97 | 223 | | | | |

Part II - Statistics on Selected Types of Acquisition

| Type of Acquisition | Number of Actions | Net Dollar Amount (000) |
|--|-------------------|-------------------------|
| 9. Small Business Total Set-Asides..... | 3,516 | 5,384 |
| 10. Small Business Partial Set-Asides..... | 0 | 0 |
| 11. Total Labor Surplus Area Set-Asides..... | 21 | 151 |
| 12. Total Labor Surplus Area/Small Business Set-Asides..... | 8 | 8 |
| 13. Acquisitions From Minority And Disadvantaged Business Enterprises (13A+13B)..... | 57 | 215 |
| 13A. Directed To Large Or Small Minority Business Enterprises..... | 39 | 101 |
| 13B. Small Business - Disadvantaged 8(A)..... | 18 | 114 |
| 14. Women-Owned Business..... | 29 | 53 |

FEDERAL EMERGENCY MANAGEMENT AGENCY SNAPSHOT REPORT

Actions Reported Individually on SF279 Fourth Quarter Fiscal Year 1986 and Year to Date

| | 4th Qtr Actions | 4th Qtr Dollars (000) | YTD Actions | YTD Dollars (000) | YTD % Actions | YTD % Dollars |
|---|--------------------|--------------------------|-------------|----------------------|------------------|------------------|
| FEDERAL EMERGENCY MANAGEMENT AGENCY | 248 | 65,985 | 537 | 185,141 | 100.000 | 100.000 |
| TYPE CONTRACTOR | | | | | | |
| Bus Concerns | 234 | 63,159 | 512 | 179,808 | 95.345 | 97.119 |
| Educational & Non-Profit | 14 | 2,826 | 24 | 5,327 | 4.469 | 2.877 |
| State Loc Gov | 0 | 0 | 1 | 6 | 0.186 | 0.003 |
| Non-Defined | 0 | 0 | 0 | 0 | 0.000 | 0.000 |
| METHODS OF PROC | | | | | | |
| 2 Step | 0 | 0 | 0 | 0 | 0.000 | 0.000 |
| Other Formal Adv | 1 | 10 | 11 | 888 | 2.048 | 0.480 |
| Neg Comp | 84 | 25,331 | 242 | 97,237 | 45.065 | 52.521 |
| Neg Non-Comp | 14 | 2,986 | 45 | 20,579 | 8.380 | 11.115 |
| Dir For Govs | 0 | 0 | 0 | 0 | 0.000 | 0.000 |
| Tariff or Reg | 5 | 5,860 | 18 | 10,981 | 3.352 | 5.931 |
| SMALL BUSINESS AWARDS | | | | | | |
| Prime | 108 | 13,082 | 246 | 35,931 | 45.810 | 19.407 |
| Total Set-Aside | 8 | 159 | 34 | 1,978 | 6.331 | 1.068 |
| Partial Set-Aside | 0 | 0 | 0 | 0 | 0.000 | 0.000 |
| LABOR SURPLUS AREA | | | | | | |
| Total Set-Aside | 1 | 55 | 2 | 71 | 0.372 | 0.038 |
| Tie Bid Pref | 0 | 0 | 0 | 0 | 0.000 | 0.000 |
| Tot LSA Sm Set-Aside | 0 | 0 | 0 | 0 | 0.000 | 0.000 |
| SUB-TOTAL | 1 | 55 | 2 | 71 | 0.372 | 0.038 |
| No Pref Given | 247 | 65,930 | 535 | 185,070 | 99.628 | 99.962 |
| MINORITY & DISADVANT | | | | | | |
| Lg Minority | 3 | 3,746 | 8 | 7,588 | 1.490 | 4.098 |
| Sm Minority | 1 | 59 | 7 | 105 | 1.304 | 0.057 |
| Ba Minority | 24 | 3,533 | 46 | 6,324 | 8.566 | 3.416 |
| SUB-TOTAL | 28 | 7,338 | 61 | 14,017 | 11.359 | 7.571 |
| WOMEN OWNED | 2 | 312 | 4 | 394 | 0.745 | 0.213 |
| TYPE OF CONTRACT | | | | | | |
| Fixed Price | 84 | 13,184 | 191 | 25,659 | 35.568 | 13.859 |
| Cost | 133 | 51,514 | 250 | 154,960 | 46.555 | 83.698 |
| Time & Material | 7 | 534 | 17 | 963 | 3.166 | 0.520 |
| Labor Hour | 24 | 753 | 79 | 3,559 | 14.711 | 1.922 |
| Multi Year | 28 | 22,453 | 54 | 43,066 | 10.056 | 23.261 |
| SUBJECT TO STAT REQ | | | | | | |
| Walsh Healey Mfr | 27 | 1,839 | 49 | 6,158 | 9.125 | 3.326 |
| Walsh Healey Dir | 7 | 503 | 12 | 635 | 2.235 | 0.343 |
| Service Contracts | 22 | 2,734 | 99 | 16,755 | 18.436 | 9.050 |
| Davis Bacon | 13 | 934 | 24 | 1,112 | 4.469 | 0.601 |
| Not Subject To | 179 | 59,975 | 353 | 160,481 | 65.736 | 86.680 |
| KIND OF CONTRACT | | | | | | |
| Initial Letter | 0 | 0 | 3 | 1,500 | 0.559 | 0.810 |
| Def Superseded Ltr | 1 | 401 | 1 | 401 | 0.186 | 0.217 |
| Definitive | 85 | 15,276 | 111 | 21,615 | 20.670 | 11.675 |
| Internal Order | 33 | 4,703 | 108 | 7,560 | 20.112 | 4.083 |
| Modification | 102 | 43,931 | 266 | 150,530 | 49.534 | 81.306 |
| GSA Schedule | 27 | 1,674 | 45 | 3,467 | 8.380 | 1.873 |
| External Order | 0 | 0 | 3 | 68 | 0.559 | 0.037 |
| Term For Default | 0 | 0 | 0 | 0 | 0.000 | 0.000 |
| Term For Conven | 0 | 0 | 0 | 0 | 0.000 | 0.000 |
| PRODUCT OR SERVICE | | | | | | |
| Supplies & Equipment | 28 | 29,019 | 47 | 52,184 | 8.752 | 28.186 |
| Research & Development | 3 | 884 | 12 | 3,935 | 2.235 | 2.125 |
| Construction | 14 | 959 | 26 | 1,147 | 4.842 | 0.620 |
| Architect Engineer | 81 | 12,310 | 154 | 27,084 | 28.678 | 14.629 |
| Automatic Data Processing Services | 10 | 666 | 20 | 1,156 | 3.724 | 0.624 |
| ADP Equipment, Purchase & Lease | 24 | 864 | 37 | 3,060 | 6.890 | 1.653 |
| Real Property, Purchase & Lease | 0 | 0 | 0 | 0 | 0.000 | 0.000 |
| Other Services | 90 | 21,283 | 241 | 96,575 | 44.879 | 52.163 |
| Consultant Services | 11 | 2,135 | 16 | 5,718 | 2.980 | 3.088 |

FEDERAL LABOR RELATIONS AUTHORITY SNAPSHOT REPORT

Actions Reported in Summary on SF281

Fourth Quarter Fiscal Year 1986

Part I - Total Prime Acquisition Actions

| Acquisition Method | Number of Actions | Net Dollar Amount (000) | | | | |
|--|-------------------|-------------------------|-------------------------|-------------------------|---------------------------------------|------------------------------|
| | | Total | Small Business Concerns | Large Business Concerns | Educational & Non-Profit Institutions | Outside U.S./ Outlying Areas |
| 1. TOTAL (2+7+8)..... | 632 | 167 | | | | |
| 2. Subtotal (3+4+5+6)..... | 632 | 167 | 93 | 73 | 1 | 0 |
| 3. Formally Advertised (Including 2 Step)..... | 3 | 10 | 10 | 0 | 0 | 0 |
| 4. Negotiated Competitive..... | 348 | 15 | 8 | 6 | 1 | 0 |
| 5. Negotiated Non-Competitive..... | 79 | 42 | 35 | 7 | 0 | 0 |
| 6. Procurement Under Another Agency's Contracts..... | 202 | 100 | 40 | 60 | 0 | 0 |
| 6A. GSA Schedules..... | 202 | 100 | 40 | 60 | 0 | 0 |
| 6B. Another Agency's Contracts..... | 0 | 0 | 0 | 0 | 0 | 0 |
| 7. Directed Contracts For Foreign Governments..... | 0 | 0 | 0 | 0 | 0 | 0 |
| 8. Tariff Or Regulated Acquisitions..... | 0 | 0 | | | | |

Part II - Statistics on Selected Types of Acquisition

| Type of Acquisition | Number of Actions | Net Dollar Amount (000) |
|--|-------------------|-------------------------|
| 9. Small Business Total Set-Asides..... | 450 | 93 |
| 10. Small Business Partial Set-Asides..... | 0 | 0 |
| 11. Total Labor Surplus Area Set-Asides..... | 356 | 17 |
| 12. Total Labor Surplus Area/Small Business Set-Asides..... | 355 | 17 |
| 13. Acquisitions From Minority And Disadvantaged Business Enterprises (13A+13B)..... | 4 | 1 |
| 13A. Directed To Large Or Small Minority Business Enterprises..... | 4 | 1 |
| 13B. Small Business - Disadvantaged 8(A)..... | 0 | 0 |
| 14. Women-Owned Business..... | 357 | 30 |

Fourth Quarter Fiscal Year 1986 Year to Date

Part I - Total Prime Acquisition Actions

| Acquisition Method | Number of Actions | Net Dollar Amount (000) | | | | |
|--|-------------------|-------------------------|-------------------------|-------------------------|---------------------------------------|------------------------------|
| | | Total | Small Business Concerns | Large Business Concerns | Educational & Non-Profit Institutions | Outside U.S./ Outlying Areas |
| 1. TOTAL (2+7+8)..... | 1,881 | 451 | | | | |
| 2. Subtotal (3+4+5+6)..... | 1,881 | 451 | 183 | 262 | 3 | 3 |
| 3. Formally Advertised (Including 2 Step)..... | 31 | 29 | 29 | 0 | 0 | 0 |
| 4. Negotiated Competitive..... | 1,018 | 30 | 23 | 6 | 1 | 0 |
| 5. Negotiated Non-Competitive..... | 285 | 119 | 78 | 36 | 2 | 3 |
| 6. Procurement Under Another Agency's Contracts..... | 547 | 273 | 53 | 220 | 0 | 0 |
| 6A. GSA Schedules..... | 547 | 273 | 53 | 220 | 0 | 0 |
| 6B. Another Agency's Contracts..... | 0 | 0 | 0 | 0 | 0 | 0 |
| 7. Directed Contracts For Foreign Governments..... | 0 | 0 | | | | |
| 8. Tariff Or Regulated Acquisitions..... | 0 | 0 | | | | |

Part II - Statistics on Selected Types of Acquisition

| Type of Acquisition | Number of Actions | Net Dollar Amount (000) |
|--|-------------------|-------------------------|
| 9. Small Business Total Set-Asides..... | 1,369 | 183 |
| 10. Small Business Partial Set-Asides..... | 0 | 0 |
| 11. Total Labor Surplus Area Set-Asides..... | 1,080 | 69 |
| 12. Total Labor Surplus Area/Small Business Set-Asides..... | 1,065 | 59 |
| 13. Acquisitions From Minority And Disadvantaged Business Enterprises (13A+13B)..... | 4 | 1 |
| 13A. Directed To Large Or Small Minority Business Enterprises..... | 4 | 1 |
| 13B. Small Business - Disadvantaged 8(A)..... | 0 | 0 |
| 14. Women-Owned Business..... | 856 | 33 |

FEDERAL LABOR RELATIONS AUTHORITY SNAPSHOT REPORT

Actions Reported Individually on SF279
Fourth Quarter Fiscal Year 1986 and Year to Date

| | 4th Qtr Actions | 4th Qtr Dollars (000) | YTD Actions | YTD Dollars (000) | YTD % Actions | YTD % Dollars |
|---|--------------------|--------------------------|-------------|----------------------|------------------|------------------|
| FEDERAL LABOR RELATIONS AUTHORITY..... | 0 | 0 | 4 | 128 | 100.000 | 100.000 |
| TYPE CONTRACTOR | | | | | | |
| Bus Concerns..... | 0 | 0 | 4 | 128 | 100.000 | 100.000 |
| Educational & Non-Profit..... | 0 | 0 | 0 | 0 | 0.000 | 0.000 |
| State Loc Gov..... | 0 | 0 | 0 | 0 | 0.000 | 0.000 |
| Non-Defined..... | 0 | 0 | 0 | 0 | 0.000 | 0.000 |
| METHODS OF PROC | | | | | | |
| 2 Step..... | 0 | 0 | 0 | 0 | 0.000 | 0.000 |
| Other Formal Adv..... | 0 | 0 | 0 | 0 | 0.000 | 0.000 |
| Neg Comp..... | 0 | 0 | 2 | 65 | 50.000 | 50.781 |
| Neg Non-Comp..... | 0 | 0 | 0 | 0 | 0.000 | 0.000 |
| Dir For Gvs..... | 0 | 0 | 0 | 0 | 0.000 | 0.000 |
| Tariff or Reg..... | 0 | 0 | 0 | 0 | 0.000 | 0.000 |
| SMALL BUSINESS AWARDS | | | | | | |
| Prime..... | 0 | 0 | 0 | 0 | 0.000 | 0.000 |
| Total Set-Aside..... | 0 | 0 | 0 | 0 | 0.000 | 0.000 |
| Partial Set-Aside..... | 0 | 0 | 0 | 0 | 0.000 | 0.000 |
| LABOR SURPLUS AREA | | | | | | |
| Total Set-Aside..... | 0 | 0 | 1 | 35 | 25.000 | 27.344 |
| Tie Bid Pref..... | 0 | 0 | 0 | 0 | 0.000 | 0.000 |
| Tot LSA Sm Set-Aside..... | 0 | 0 | 0 | 0 | 0.000 | 0.000 |
| SUB-TOTAL..... | 0 | 0 | 1 | 35 | 25.000 | 27.344 |
| No Pref Given..... | 0 | 0 | 3 | 93 | 75.000 | 72.656 |
| MINORITY & DISADVANT | | | | | | |
| Lg Minority..... | 0 | 0 | 1 | 35 | 25.000 | 27.344 |
| Sm Minority..... | 0 | 0 | 0 | 0 | 0.000 | 0.000 |
| 8a Minority..... | 0 | 0 | 0 | 0 | 0.000 | 0.000 |
| SUB-TOTAL..... | 0 | 0 | 1 | 35 | 25.000 | 27.344 |
| WOMEN OWNED..... | | | | | | |
| 0 | 0 | 0 | 0 | 0 | 0.000 | 0.000 |
| TYPE OF CONTRACT | | | | | | |
| Fixed Price..... | 0 | 0 | 4 | 128 | 100.000 | 100.000 |
| Cost..... | 0 | 0 | 0 | 0 | 0.000 | 0.000 |
| Time & Material..... | 0 | 0 | 0 | 0 | 0.000 | 0.000 |
| Labor Hour..... | 0 | 0 | 0 | 0 | 0.000 | 0.000 |
| Multi Year..... | 0 | 0 | 0 | 0 | 0.000 | 0.000 |
| SUBJECT TO STAT REQ | | | | | | |
| Walsh Healey Mfr..... | 0 | 0 | 2 | 63 | 50.000 | 49.219 |
| Walsh Healey Dir..... | 0 | 0 | 0 | 0 | 0.000 | 0.000 |
| Service Contracts..... | 0 | 0 | 1 | 37 | 25.000 | 28.906 |
| Davis Bacon..... | 0 | 0 | 0 | 0 | 0.000 | 0.000 |
| Not Subject To..... | 0 | 0 | 1 | 28 | 25.000 | 21.875 |
| KIND OF CONTRACT | | | | | | |
| Initial Letter..... | 0 | 0 | 0 | 0 | 0.000 | 0.000 |
| Def Supersd Ltr..... | 0 | 0 | 0 | 0 | 0.000 | 0.000 |
| Definitive..... | 0 | 0 | 1 | 35 | 25.000 | 27.344 |
| Internal Order..... | 0 | 0 | 0 | 0 | 0.000 | 0.000 |
| Modification..... | 0 | 0 | 0 | 0 | 0.000 | 0.000 |
| GSA Schedule..... | 0 | 0 | 2 | 65 | 50.000 | 50.781 |
| External Order..... | 0 | 0 | 1 | 28 | 25.000 | 21.875 |
| Term For Default..... | 0 | 0 | 0 | 0 | 0.000 | 0.000 |
| Term For Conven..... | 0 | 0 | 0 | 0 | 0.000 | 0.000 |
| PRODUCT OR SERVICE | | | | | | |
| Supplies & Equipment..... | 0 | 0 | 2 | 63 | 50.000 | 49.219 |
| Research & Development..... | 0 | 0 | 0 | 0 | 0.000 | 0.000 |
| Construction..... | 0 | 0 | 0 | 0 | 0.000 | 0.000 |
| Architect Engineer..... | 0 | 0 | 0 | 0 | 0.000 | 0.000 |
| Automatic Data Processing Services..... | 0 | 0 | 0 | 0 | 0.000 | 0.000 |
| ADP Equipment, Purchase & Lease..... | 0 | 0 | 0 | 0 | 0.000 | 0.000 |
| Real Property, Purchase & Lease..... | 0 | 0 | 0 | 0 | 0.000 | 0.000 |
| Other Services..... | 0 | 0 | 2 | 65 | 50.000 | 50.781 |
| Consultant Services..... | 0 | 0 | 0 | 0 | 0.000 | 0.000 |

FEDERAL MARITIME COMMISSION SNAPSHOT REPORT

Actions Reported in Summary on SF281

Fourth Quarter Fiscal Year 1986

Part I - Total Prime Acquisition Actions

| Acquisition Method | Number of Actions | Net Dollar Amount (000) | | | | |
|--|-------------------|-------------------------|-------------------------|-------------------------|---------------------------------------|------------------------------|
| | | Total | Small Business Concerns | Large Business Concerns | Educational & Non-Profit Institutions | Outside U.S./ Outlying Areas |
| 1. TOTAL (2+7+8)..... | | | | | | |
| 2. Subtotal (3+4+5+6)..... | | | | | | |
| 3. Formally Advertised (Including 2 Step)..... | | | | | | |
| 4. Negotiated Competitive..... | | | | | | |
| 5. Negotiated Non-Competitive..... | | | | | | |
| 6. Procurement Under Another Agency's Contracts..... | | | | | | |
| 6A. GSA Schedules..... | | | | | | |
| 6B. Another Agency's Contracts..... | | | | | | |
| 7. Directed Contracts For Foreign Governments..... | | | | | | |
| 8. Tariff Or Regulated Acquisitions..... | | | | | | |

Part II - Statistics on Selected Types of Acquisition

| Type of Acquisition | Number of Actions | Net Dollar Amount (000) |
|--|-------------------|-------------------------|
| 9. Small Business Total Set-Asides..... | | |
| 10. Small Business Partial Set-Asides..... | | |
| 11. Total Labor Surplus Area Set-Asides..... | | |
| 12. Total Labor Surplus Area/Small Business Set-Asides..... | | |
| 13. Acquisitions From Minority And Disadvantaged Business Enterprises (13A+13B)..... | | |
| 13A. Directed To Large Or Small Minority Business Enterprises..... | | |
| 13B. Small Business - Disadvantaged 8(A)..... | | |
| 14. Women-Owned Business..... | | |

*** FAILED TO REPORT ***

Fourth Quarter Fiscal Year 1986 Year to Date

Part I - Total Prime Acquisition Actions

| Acquisition Method | Number of Actions | Net Dollar Amount (000) | | | | |
|--|-------------------|-------------------------|-------------------------|-------------------------|---------------------------------------|------------------------------|
| | | Total | Small Business Concerns | Large Business Concerns | Educational & Non-Profit Institutions | Outside U.S./ Outlying Areas |
| 1. TOTAL (2+7+8)..... | 94 | 86 | | | | |
| 2. Subtotal (3+4+5+6)..... | 94 | 86 | 52 | 34 | 0 | 0 |
| 3. Formally Advertised (Including 2 Step)..... | 0 | 0 | 0 | 0 | 0 | 0 |
| 4. Negotiated Competitive..... | 75 | 67 | 46 | 21 | 0 | 0 |
| 5. Negotiated Non-Competitive..... | 0 | 0 | 0 | 0 | 0 | 0 |
| 6. Procurement Under Another Agency's Contracts..... | 19 | 19 | 6 | 13 | 0 | 0 |
| 6A. GSA Schedules..... | 19 | 19 | 6 | 13 | 0 | 0 |
| 6B. Another Agency's Contracts..... | 0 | 0 | 0 | 0 | 0 | 0 |
| 7. Directed Contracts For Foreign Governments..... | 0 | 0 | | | | |
| 8. Tariff Or Regulated Acquisitions..... | 0 | 0 | | | | |

Part II - Statistics on Selected Types of Acquisition

| Type of Acquisition | Number of Actions | Net Dollar Amount (000) |
|--|-------------------|-------------------------|
| 9. Small Business Total Set-Asides..... | 0 | 0 |
| 10. Small Business Partial Set-Asides..... | 0 | 0 |
| 11. Total Labor Surplus Area Set-Asides..... | 0 | 0 |
| 12. Total Labor Surplus Area/Small Business Set-Asides..... | 0 | 0 |
| 13. Acquisitions From Minority And Disadvantaged Business Enterprises (13A+13B)..... | 0 | 0 |
| 13A. Directed To Large Or Small Minority Business Enterprises..... | 0 | 0 |
| 13B. Small Business - Disadvantaged 8(A)..... | 0 | 0 |
| 14. Women-Owned Business..... | 0 | 0 |

FEDERAL MARITIME COMMISSION SNAPSHOT REPORT

Actions Reported Individually on SF279
Fourth Quarter Fiscal Year 1986 and Year to Date

| | 4th Qtr Actions | 4th Qtr Dollars (000) | YTD Actions | YTD Dollars (000) | YTD % Actions | YTD % Dollars |
|--|--------------------|--------------------------|-------------|----------------------|------------------|------------------|
| FEDERAL MARITIME COMMISSION | | | 7 | 207 | 100.000 | 100.000 |
| TYPE CONTRACTOR | | | | | | |
| Bus Concerns | | | 7 | 207 | 100.000 | 100.000 |
| Educational & Non-Profit | | | 0 | 0 | 0.000 | 0.000 |
| State Loc Gov | | | 0 | 0 | 0.000 | 0.000 |
| Non-Defined | | | 0 | 0 | 0.000 | 0.000 |
| METHODS OF PROC | | | | | | |
| 2 Step | | | 0 | 0 | 0.000 | 0.000 |
| Other Formal Adv | | | 0 | 0 | 0.000 | 0.000 |
| Neg Comp | | | 5 | 148 | 71.429 | 71.498 |
| Neg Non-Comp | | | 0 | 0 | 0.000 | 0.000 |
| Dir For Govs | | | 0 | 0 | 0.000 | 0.000 |
| Tariff or Reg | | | 0 | 0 | 0.000 | 0.000 |
| SMALL BUSINESS AWARDS | | | | | | |
| Prime | | | 0 | 0 | 0.000 | 0.000 |
| Total Set-Aside | | | 0 | 0 | 0.000 | 0.000 |
| Partial Set-Aside | | | 0 | 0 | 0.000 | 0.000 |
| LABOR SURPLUS AREA | | | | | | |
| Total Set-Aside | | | 0 | 0 | 0.000 | 0.000 |
| Tie Bid Pref | | | 0 | 0 | 0.000 | 0.000 |
| Tot LSA Sm Set-Aside | | | 0 | 0 | 0.000 | 0.000 |
| SUB-TOTAL | | | 0 | 0 | 0.000 | 0.000 |
| No Pref Given | | | 7 | 207 | 100.000 | 100.000 |
| MINORITY & DISADVANT | | | | | | |
| Lg Minority | | | 0 | 0 | 0.000 | 0.000 |
| Sm Minority | | | 0 | 0 | 0.000 | 0.000 |
| Ba Minority | | | 0 | 0 | 0.000 | 0.000 |
| SUB-TOTAL | | | 0 | 0 | 0.000 | 0.000 |
| WOMEN OWNED | | | 0 | 0 | 0.000 | 0.000 |
| TYPE OF CONTRACT | | | | | | |
| Fixed Price | | | 7 | 207 | 100.000 | 100.000 |
| Cost | | | 0 | 0 | 0.000 | 0.000 |
| Time & Material | | | 0 | 0 | 0.000 | 0.000 |
| Labor Hour | | | 0 | 0 | 0.000 | 0.000 |
| Multi Year | | | 4 | 110 | 57.143 | 53.140 |
| SUBJECT TO STAT REQ | | | | | | |
| Walsh Healey Mfr | | | 0 | 0 | 0.000 | 0.000 |
| Walsh Healey Dir | | | 0 | 0 | 0.000 | 0.000 |
| Service Contracts | | | 0 | 0 | 0.000 | 0.000 |
| Davis Bacon | | | 0 | 0 | 0.000 | 0.000 |
| Not Subject To | | | 7 | 207 | 100.000 | 100.000 |
| KIND OF CONTRACT | | | | | | |
| Initial Letter | | | 1 | 11 | 14.286 | 5.314 |
| Def Superseded Ltr | | | 0 | 0 | 0.000 | 0.000 |
| Definitive | | | 0 | 0 | 0.000 | 0.000 |
| Internal Order | | | 0 | 0 | 0.000 | 0.000 |
| Modification | | | 2 | 81 | 28.571 | 39.130 |
| GSA Schedule | | | 4 | 115 | 57.143 | 55.556 |
| External Order | | | 0 | 0 | 0.000 | 0.000 |
| Term For Default | | | 0 | 0 | 0.000 | 0.000 |
| Term For Conven | | | 0 | 0 | 0.000 | 0.000 |
| PRODUCT OR SERVICE | | | | | | |
| Supplies & Equipment | | | 3 | 78 | 42.857 | 37.681 |
| Research & Development | | | 0 | 0 | 0.000 | 0.000 |
| Construction | | | 0 | 0 | 0.000 | 0.000 |
| Architect Engineer | | | 0 | 0 | 0.000 | 0.000 |
| Automatic Data Processing Services | | | 0 | 0 | 0.000 | 0.000 |
| ADP Equipment, Purchase & Lease | | | 0 | 0 | 0.000 | 0.000 |
| Real Property, Purchase & Lease | | | 0 | 0 | 0.000 | 0.000 |
| Other Services | | | 4 | 129 | 57.143 | 62.319 |
| Consultant Services | | | 0 | 0 | 0.000 | 0.000 |

*** FAILED TO REPORT ***

FEDERAL MEDIATION & CONCILIATION SERVICE SNAPSHOT REPORT

Actions Reported in Summary on SF281

Fourth Quarter Fiscal Year 1986

Part I - Total Prime Acquisition Actions

| Acquisition Method | Number of Actions | Net Dollar Amount (000) | | | | |
|--|-------------------|-------------------------|-------------------------|-------------------------|---------------------------------------|------------------------------|
| | | Total | Small Business Concerns | Large Business Concerns | Educational & Non-Profit Institutions | Outside U.S./ Outlying Areas |
| 1. TOTAL (2+7+8)..... | 126 | 79 | | | | |
| 2. Subtotal (3+4+5+6)..... | 126 | 79 | 16 | 63 | 0 | 0 |
| 3. Formally Advertised (Including 2 Step)..... | 0 | 0 | 0 | 0 | 0 | 0 |
| 4. Negotiated Competitive..... | 0 | 0 | 0 | 0 | 0 | 0 |
| 5. Negotiated Non-Competitive..... | 71 | 53 | 10 | 43 | 0 | 0 |
| 6. Procurement Under Another Agency's Contracts..... | 55 | 26 | 6 | 20 | 0 | 0 |
| 6A. GSA Schedules..... | 55 | 26 | 6 | 20 | 0 | 0 |
| 6B. Another Agency's Contracts..... | 0 | 0 | 0 | 0 | 0 | 0 |
| 7. Directed Contracts For Foreign Governments..... | 0 | 0 | | | | |
| 8. Tariff Or Regulated Acquisitions..... | 0 | 0 | | | | |

Part II - Statistics on Selected Types of Acquisition

| Type of Acquisition | Number of Actions | Net Dollar Amount (000) |
|--|-------------------|-------------------------|
| 9. Small Business Total Set-Asides..... | 0 | 0 |
| 10. Small Business Partial Set-Asides..... | 0 | 0 |
| 11. Total Labor Surplus Area Set-Asides..... | 0 | 0 |
| 12. Total Labor Surplus Area/Small Business Set-Asides..... | 0 | 0 |
| 13. Acquisitions From Minority And Disadvantaged Business Enterprises (13A+13B)..... | 0 | 0 |
| 13A. Directed To Large Or Small Minority Business Enterprises..... | 0 | 0 |
| 13B. Small Business - Disadvantaged 8(A)..... | 0 | 0 |
| 14. Women-Owned Business..... | 0 | 0 |

Fourth Quarter Fiscal Year 1986 Year to Date

Part I - Total Prime Acquisition Actions

| Acquisition Method | Number of Actions | Net Dollar Amount (000) | | | | |
|--|-------------------|-------------------------|-------------------------|-------------------------|---------------------------------------|------------------------------|
| | | Total | Small Business Concerns | Large Business Concerns | Educational & Non-Profit Institutions | Outside U.S./ Outlying Areas |
| 1. TOTAL (2+7+8)..... | 385 | 371 | | | | |
| 2. Subtotal (3+4+5+6)..... | 385 | 371 | 72 | 299 | 0 | 0 |
| 3. Formally Advertised (Including 2 Step)..... | 0 | 0 | 0 | 0 | 0 | 0 |
| 4. Negotiated Competitive..... | 38 | 22 | 4 | 18 | 0 | 0 |
| 5. Negotiated Non-Competitive..... | 71 | 53 | 10 | 43 | 0 | 0 |
| 6. Procurement Under Another Agency's Contracts..... | 276 | 296 | 58 | 238 | 0 | 0 |
| 6A. GSA Schedules..... | 276 | 296 | 58 | 238 | 0 | 0 |
| 6B. Another Agency's Contracts..... | 0 | 0 | 0 | 0 | 0 | 0 |
| 7. Directed Contracts For Foreign Governments..... | 0 | 0 | | | | |
| 8. Tariff Or Regulated Acquisitions..... | 0 | 0 | | | | |

Part II - Statistics on Selected Types of Acquisition

| Type of Acquisition | Number of Actions | Net Dollar Amount (000) |
|--|-------------------|-------------------------|
| 9. Small Business Total Set-Asides..... | 0 | 0 |
| 10. Small Business Partial Set-Asides..... | 0 | 0 |
| 11. Total Labor Surplus Area Set-Asides..... | 0 | 0 |
| 12. Total Labor Surplus Area/Small Business Set-Asides..... | 0 | 0 |
| 13. Acquisitions From Minority And Disadvantaged Business Enterprises (13A+13B)..... | 2 | 2 |
| 13A. Directed To Large Or Small Minority Business Enterprises..... | 2 | 2 |
| 13B. Small Business - Disadvantaged 8(A)..... | 0 | 0 |
| 14. Women-Owned Business..... | 0 | 0 |

FEDERAL MEDIATION & CONCILIATION SERVICE SNAPSHOT REPORT

Actions Reported Individually on SF279 Fourth Quarter Fiscal Year 1986 and Year to Date

| | 4th Qtr Actions | 4th Qtr Dollars (000) | YTD Actions | YTD Dollars (000) | YTD % Actions | YTD % Dollars |
|---|--------------------|--------------------------|-------------|----------------------|------------------|------------------|
| FEDERAL MEDIATION & CONCILIATION SERVICE..... | 0 | 0 | 4 | 103 | 100.000 | 100.000 |
| TYPE CONTRACTOR | | | | | | |
| Bus Concerns | 0 | 0 | 4 | 103 | 100.000 | 100.000 |
| Educational & Non-Profit | 0 | 0 | 0 | 0 | 0.000 | 0.000 |
| State Loc Gov..... | 0 | 0 | 0 | 0 | 0.000 | 0.000 |
| Non-Defined | 0 | 0 | 0 | 0 | 0.000 | 0.000 |
| METHODS OF PROC | | | | | | |
| 2 Step | 0 | 0 | 0 | 0 | 0.000 | 0.000 |
| Other Formal Adv..... | 0 | 0 | 0 | 0 | 0.000 | 0.000 |
| Neg Comp..... | 0 | 0 | 3 | 89 | 75.000 | 86.408 |
| Neg Non-Comp..... | 0 | 0 | 0 | 0 | 0.000 | 0.000 |
| Dir For Govs..... | 0 | 0 | 0 | 0 | 0.000 | 0.000 |
| Tariff or Reg..... | 0 | 0 | 0 | 0 | 0.000 | 0.000 |
| SMALL BUSINESS AWARDS | | | | | | |
| Prime..... | 0 | 0 | 1 | 40 | 25.000 | 38.835 |
| Total Set-Aside | 0 | 0 | 0 | 0 | 0.000 | 0.000 |
| Partial Set-Aside | 0 | 0 | 0 | 0 | 0.000 | 0.000 |
| LABOR SURPLUS AREA | | | | | | |
| Total Set-Aside | 0 | 0 | 0 | 0 | 0.000 | 0.000 |
| Tie Bid Pref..... | 0 | 0 | 0 | 0 | 0.000 | 0.000 |
| Tot LSA Sm Set-Aside..... | 0 | 0 | 0 | 0 | 0.000 | 0.000 |
| SUB-TOTAL | 0 | 0 | 0 | 0 | 0.000 | 0.000 |
| No Pref Given..... | 0 | 0 | 4 | 103 | 100.000 | 100.000 |
| MINORITY & DISADVANT | | | | | | |
| Lg Minority..... | 0 | 0 | 0 | 0 | 0.000 | 0.000 |
| Sm Minority..... | 0 | 0 | 0 | 0 | 0.000 | 0.000 |
| Ba Minority..... | 0 | 0 | 0 | 0 | 0.000 | 0.000 |
| SUB-TOTAL | 0 | 0 | 0 | 0 | 0.000 | 0.000 |
| WOMEN OWNED | 0 | 0 | 0 | 0 | 0.000 | 0.000 |
| TYPE OF CONTRACT | | | | | | |
| Fixed Price | 0 | 0 | 4 | 103 | 100.000 | 100.000 |
| Cost..... | 0 | 0 | 0 | 0 | 0.000 | 0.000 |
| Time & Material | 0 | 0 | 0 | 0 | 0.000 | 0.000 |
| Labor Hour | 0 | 0 | 0 | 0 | 0.000 | 0.000 |
| Multi Year..... | 0 | 0 | 1 | 14 | 25.000 | 13.592 |
| SUBJECT TO STAT REQ | | | | | | |
| Walsh Healey Mfr..... | 0 | 0 | 4 | 103 | 100.000 | 100.000 |
| Walsh Healey Dir..... | 0 | 0 | 0 | 0 | 0.000 | 0.000 |
| Service Contracts..... | 0 | 0 | 0 | 0 | 0.000 | 0.000 |
| Davis Bacon..... | 0 | 0 | 0 | 0 | 0.000 | 0.000 |
| Not Subject To | 0 | 0 | 0 | 0 | 0.000 | 0.000 |
| KIND OF CONTRACT | | | | | | |
| Initial Letter | 0 | 0 | 0 | 0 | 0.000 | 0.000 |
| Def Supersed Ltr..... | 0 | 0 | 0 | 0 | 0.000 | 0.000 |
| Definitive..... | 0 | 0 | 0 | 0 | 0.000 | 0.000 |
| Internal Order..... | 0 | 0 | 0 | 0 | 0.000 | 0.000 |
| Modification..... | 0 | 0 | 4 | 103 | 100.000 | 100.000 |
| GSA Schedule..... | 0 | 0 | 0 | 0 | 0.000 | 0.000 |
| External Order..... | 0 | 0 | 0 | 0 | 0.000 | 0.000 |
| Term For Default..... | 0 | 0 | 0 | 0 | 0.000 | 0.000 |
| Term For Conven..... | 0 | 0 | 0 | 0 | 0.000 | 0.000 |
| PRODUCT OR SERVICE | | | | | | |
| Supplies & Equipment | 0 | 0 | 2 | 49 | 50.000 | 47.573 |
| Research & Development..... | 0 | 0 | 0 | 0 | 0.000 | 0.000 |
| Construction | 0 | 0 | 0 | 0 | 0.000 | 0.000 |
| Architect Engineer..... | 0 | 0 | 0 | 0 | 0.000 | 0.000 |
| Automatic Data Processing Services..... | 0 | 0 | 0 | 0 | 0.000 | 0.000 |
| ADP Equipment, Purchase & Lease..... | 0 | 0 | 2 | 54 | 50.000 | 52.427 |
| Real Property, Purchase & Lease..... | 0 | 0 | 0 | 0 | 0.000 | 0.000 |
| Other Services..... | 0 | 0 | 0 | 0 | 0.000 | 0.000 |
| Consultant Services | 0 | 0 | 0 | 0 | 0.000 | 0.000 |

FEDERAL MINE SAFETY & HEALTH REVIEW COMM SNAPSHOT REPORT

Actions Reported in Summary on SF281

Fourth Quarter Fiscal Year 1986

Part I - Total Prime Acquisition Actions

| Acquisition Method | Number of Actions | Net Dollar Amount (000) | | | | |
|--|-------------------|-------------------------|-------------------------|-------------------------|---------------------------------------|------------------------------|
| | | Total | Small Business Concerns | Large Business Concerns | Educational & Non-Profit Institutions | Outside U.S./ Outlying Areas |
| 1. TOTAL (2+7+8)..... | 46 | 64 | | | | |
| 2. Subtotal (3+4+5+6)..... | 46 | 64 | 64 | 0 | 0 | 0 |
| 3. Formally Advertised (Including 2 Step)..... | 0 | 0 | 0 | 0 | 0 | 0 |
| 4. Negotiated Competitive..... | 0 | 0 | 0 | 0 | 0 | 0 |
| 5. Negotiated Non-Competitive..... | 0 | 0 | 0 | 0 | 0 | 0 |
| 6. Procurement Under Another Agency's Contracts..... | 46 | 64 | 64 | 0 | 0 | 0 |
| 6A. GSA Schedules..... | 46 | 64 | 64 | 0 | 0 | 0 |
| 6B. Another Agency's Contracts..... | 0 | 0 | 0 | 0 | 0 | 0 |
| 7. Directed Contracts For Foreign Governments..... | 0 | 0 | | | | |
| 8. Tariff Or Regulated Acquisitions..... | 0 | 0 | | | | |

Part II - Statistics on Selected Types of Acquisition

| Type of Acquisition | Number of Actions | Net Dollar Amount (000) |
|--|-------------------|-------------------------|
| 9. Small Business Total Set-Asides..... | 0 | 0 |
| 10. Small Business Partial Set-Asides..... | 0 | 0 |
| 11. Total Labor Surplus Area Set-Asides..... | 0 | 0 |
| 12. Total Labor Surplus Area/Small Business Set-Asides..... | 0 | 0 |
| 13. Acquisitions From Minority And Disadvantaged Business Enterprises (13A+13B)..... | 0 | 0 |
| 13A. Directed To Large Or Small Minority Business Enterprises..... | 0 | 0 |
| 13B. Small Business - Disadvantaged 8(A)..... | 0 | 0 |
| 14. Women-Owned Business..... | 0 | 0 |

Fourth Quarter Fiscal Year 1986 Year to Date

Part I - Total Prime Acquisition Actions

| Acquisition Method | Number of Actions | Net Dollar Amount (000) | | | | |
|--|-------------------|-------------------------|-------------------------|-------------------------|---------------------------------------|------------------------------|
| | | Total | Small Business Concerns | Large Business Concerns | Educational & Non-Profit Institutions | Outside U.S./ Outlying Areas |
| 1. TOTAL (2+7+8)..... | 164 | 198 | | | | |
| 2. Subtotal (3+4+5+6)..... | 164 | 198 | 198 | 0 | 0 | 0 |
| 3. Formally Advertised (Including 2 Step)..... | 0 | 0 | 0 | 0 | 0 | 0 |
| 4. Negotiated Competitive..... | 0 | 0 | 0 | 0 | 0 | 0 |
| 5. Negotiated Non-Competitive..... | 0 | 0 | 0 | 0 | 0 | 0 |
| 6. Procurement Under Another Agency's Contracts..... | 164 | 198 | 198 | 0 | 0 | 0 |
| 6A. GSA Schedules..... | 164 | 198 | 198 | 0 | 0 | 0 |
| 6B. Another Agency's Contracts..... | 0 | 0 | 0 | 0 | 0 | 0 |
| 7. Directed Contracts For Foreign Governments..... | 0 | 0 | | | | |
| 8. Tariff Or Regulated Acquisitions..... | 0 | 0 | | | | |

Part II - Statistics on Selected Types of Acquisition

| Type of Acquisition | Number of Actions | Net Dollar Amount (000) |
|--|-------------------|-------------------------|
| 9. Small Business Total Set-Asides..... | 0 | 0 |
| 10. Small Business Partial Set-Asides..... | 0 | 0 |
| 11. Total Labor Surplus Area Set-Asides..... | 0 | 0 |
| 12. Total Labor Surplus Area/Small Business Set-Asides..... | 0 | 0 |
| 13. Acquisitions From Minority And Disadvantaged Business Enterprises (13A+13B)..... | 0 | 0 |
| 13A. Directed To Large Or Small Minority Business Enterprises..... | 0 | 0 |
| 13B. Small Business - Disadvantaged 8(A)..... | 0 | 0 |
| 14. Women-Owned Business..... | 0 | 0 |

FEDERAL MINE SAFETY & HEALTH REVIEW COMM SNAPSHOT REPORT

Actions Reported Individually on SF279
 Fourth Quarter Fiscal Year 1986 and Year to Date

| | 4th Qtr Actions | 4th Qtr Dollars (000) | YTD Actions | YTD Dollars (000) | YTD % Actions | YTD % Dollars |
|--|--------------------|--------------------------|-------------|----------------------|------------------|------------------|
| FEDERAL MINE SAFETY & HEALTH REVIEW COMM | 0 | 0 | 2 | 75 | 100.000 | 100.000 |
| TYPE CONTRACTOR | | | | | | |
| Bus Concerns | 0 | 0 | 2 | 75 | 100.000 | 100.000 |
| Educational & Non-Profit | 0 | 0 | 0 | 0 | 0.000 | 0.000 |
| State Loc Gov | 0 | 0 | 0 | 0 | 0.000 | 0.000 |
| Non-Defined | 0 | 0 | 0 | 0 | 0.000 | 0.000 |
| METHODS OF PROC | | | | | | |
| 2 Step | 0 | 0 | 0 | 0 | 0.000 | 0.000 |
| Other Formal Adv | 0 | 0 | 0 | 0 | 0.000 | 0.000 |
| Neg Comp | 0 | 0 | 0 | 0 | 0.000 | 0.000 |
| Neg Non-Comp | 0 | 0 | 0 | 0 | 0.000 | 0.000 |
| Dir For Govs | 0 | 0 | 0 | 0 | 0.000 | 0.000 |
| Tariff or Reg | 0 | 0 | 0 | 0 | 0.000 | 0.000 |
| SMALL BUSINESS AWARDS | | | | | | |
| Prime | 0 | 0 | 2 | 75 | 100.000 | 100.000 |
| Total Set-Aside | 0 | 0 | 0 | 0 | 0.000 | 0.000 |
| Partial Set-Aside | 0 | 0 | 0 | 0 | 0.000 | 0.000 |
| LABOR SURPLUS AREA | | | | | | |
| Total Set-Aside | 0 | 0 | 0 | 0 | 0.000 | 0.000 |
| Tie Bid Pref | 0 | 0 | 0 | 0 | 0.000 | 0.000 |
| Tot LSA Sm Set-Aside | 0 | 0 | 0 | 0 | 0.000 | 0.000 |
| SUB-TOTAL | 0 | 0 | 2 | 75 | 100.000 | 100.000 |
| No Pref Given | 0 | 0 | 0 | 0 | 0.000 | 0.000 |
| MINORITY & DISADVANT | | | | | | |
| Lg Minority | 0 | 0 | 0 | 0 | 0.000 | 0.000 |
| Sm Minority | 0 | 0 | 0 | 0 | 0.000 | 0.000 |
| 8a Minority | 0 | 0 | 0 | 0 | 0.000 | 0.000 |
| SUB-TOTAL | 0 | 0 | 0 | 0 | 0.000 | 0.000 |
| WOMEN OWNED | 0 | 0 | 0 | 0 | 0.000 | 0.000 |
| TYPE OF CONTRACT | | | | | | |
| Fixed Price | 0 | 0 | 2 | 75 | 100.000 | 100.000 |
| Cost | 0 | 0 | 0 | 0 | 0.000 | 0.000 |
| Time & Material | 0 | 0 | 0 | 0 | 0.000 | 0.000 |
| Labor Hour | 0 | 0 | 0 | 0 | 0.000 | 0.000 |
| Multi Year | 0 | 0 | 0 | 0 | 0.000 | 0.000 |
| SUBJECT TO STAT REQ | | | | | | |
| Walsh Healey Mfr | 0 | 0 | 0 | 0 | 0.000 | 0.000 |
| Walsh Healey Dir | 0 | 0 | 0 | 0 | 0.000 | 0.000 |
| Service Contracts | 0 | 0 | 0 | 0 | 0.000 | 0.000 |
| Davis Bacon | 0 | 0 | 0 | 0 | 0.000 | 0.000 |
| Not Subject To | 0 | 0 | 2 | 75 | 100.000 | 100.000 |
| KIND OF CONTRACT | | | | | | |
| Initial Letter | 0 | 0 | 2 | 75 | 100.000 | 100.000 |
| Def Supersd Ltr | 0 | 0 | 0 | 0 | 0.000 | 0.000 |
| Definitive | 0 | 0 | 0 | 0 | 0.000 | 0.000 |
| Internal Order | 0 | 0 | 0 | 0 | 0.000 | 0.000 |
| Modification | 0 | 0 | 0 | 0 | 0.000 | 0.000 |
| GSA Schedule | 0 | 0 | 0 | 0 | 0.000 | 0.000 |
| External Order | 0 | 0 | 0 | 0 | 0.000 | 0.000 |
| Term For Default | 0 | 0 | 0 | 0 | 0.000 | 0.000 |
| Term For Conven | 0 | 0 | 0 | 0 | 0.000 | 0.000 |
| PRODUCT OR SERVICE | | | | | | |
| Supplies & Equipment | 0 | 0 | 0 | 0 | 0.000 | 0.000 |
| Research & Development | 0 | 0 | 0 | 0 | 0.000 | 0.000 |
| Construction | 0 | 0 | 0 | 0 | 0.000 | 0.000 |
| Architect Engineer | 0 | 0 | 0 | 0 | 0.000 | 0.000 |
| Automatic Data Processing Services | 0 | 0 | 0 | 0 | 0.000 | 0.000 |
| ADP Equipment, Purchase & Lease | 0 | 0 | 0 | 0 | 0.000 | 0.000 |
| Real Property, Purchase & Lease | 0 | 0 | 2 | 75 | 100.000 | 100.000 |
| Other Services | 0 | 0 | 2 | 75 | 100.000 | 100.000 |
| Consultant Services | 0 | 0 | 0 | 0 | 0.000 | 0.000 |

FEDERAL TRADE COMMISSION SNAPSHOT REPORT

Actions Reported in Summary on SF281

Fourth Quarter Fiscal Year 1986

Part I - Total Prime Acquisition Actions

| Acquisition Method | Number of Actions | Net Dollar Amount (000) | | | | |
|--|-------------------|-------------------------|-------------------------|-------------------------|---------------------------------------|------------------------------|
| | | Total | Small Business Concerns | Large Business Concerns | Educational & Non-Profit Institutions | Outside U.S./ Outlying Areas |
| 1. TOTAL (2+7+8)..... | 783 | 1,118 | | | | |
| 2. Subtotal (3+4+5+6)..... | 783 | 1,118 | 613 | 460 | 45 | 0 |
| 3. Formally Advertised (Including 2 Step)..... | 0 | 0 | 0 | 0 | 0 | 0 |
| 4. Negotiated Competitive..... | 104 | 382 | 346 | 36 | 0 | 0 |
| 5. Negotiated Non-Competitive..... | 523 | 259 | 157 | 98 | 4 | 0 |
| 6. Procurement Under Another Agency's Contracts..... | 156 | 477 | 110 | 326 | 41 | 0 |
| 6A. GSA Schedules..... | 138 | 436 | 110 | 326 | 0 | 0 |
| 6B. Another Agency's Contracts..... | 18 | 41 | 0 | 0 | 41 | 0 |
| 7. Directed Contracts For Foreign Governments..... | 0 | 0 | | | | |
| 8. Tariff Or Regulated Acquisitions..... | 0 | 0 | | | | |

Part II - Statistics on Selected Types of Acquisition

| Type of Acquisition | Number of Actions | Net Dollar Amount (000) |
|--|-------------------|-------------------------|
| 9. Small Business Total Set-Asides..... | 0 | 0 |
| 10. Small Business Partial Set-Asides..... | 0 | 0 |
| 11. Total Labor Surplus Area Set-Asides..... | 0 | 0 |
| 12. Total Labor Surplus Area/Small Business Set-Asides..... | 0 | 0 |
| 13. Acquisitions From Minority And Disadvantaged Business Enterprises (13A + 13B)..... | 2 | 1 |
| 13A. Directed To Large Or Small Minority Business Enterprises..... | 2 | 1 |
| 13B. Small Business - Disadvantaged 8(A)..... | 0 | 0 |
| 14. Women-Owned Business..... | 18 | 72 |

Fourth Quarter Fiscal Year 1986 Year to Date

Part I - Total Prime Acquisition Actions

| Acquisition Method | Number of Actions | Net Dollar Amount (000) | | | | |
|--|-------------------|-------------------------|-------------------------|-------------------------|---------------------------------------|------------------------------|
| | | Total | Small Business Concerns | Large Business Concerns | Educational & Non-Profit Institutions | Outside U.S./ Outlying Areas |
| 1. TOTAL (2+7+8)..... | 2,613 | 3,458 | | | | |
| 2. Subtotal (3+4+5+6)..... | 2,613 | 3,458 | 1,595 | 1,614 | 249 | 0 |
| 3. Formally Advertised (Including 2 Step)..... | 0 | 0 | 0 | 0 | 0 | 0 |
| 4. Negotiated Competitive..... | 243 | 882 | 724 | 143 | 15 | 0 |
| 5. Negotiated Non-Competitive..... | 1,998 | 1,222 | 641 | 519 | 62 | 0 |
| 6. Procurement Under Another Agency's Contracts..... | 372 | 1,354 | 230 | 952 | 172 | 0 |
| 6A. GSA Schedules..... | 310 | 1,176 | 230 | 940 | 6 | 0 |
| 6B. Another Agency's Contracts..... | 62 | 178 | 0 | 12 | 166 | 0 |
| 7. Directed Contracts For Foreign Governments..... | 0 | 0 | | | | |
| 8. Tariff Or Regulated Acquisitions..... | 0 | 0 | | | | |

Part II - Statistics on Selected Types of Acquisition

| Type of Acquisition | Number of Actions | Net Dollar Amount (000) |
|--|-------------------|-------------------------|
| 9. Small Business Total Set-Asides..... | 0 | 0 |
| 10. Small Business Partial Set-Asides..... | 0 | 0 |
| 11. Total Labor Surplus Area Set-Asides..... | 0 | 0 |
| 12. Total Labor Surplus Area/Small Business Set-Asides..... | 0 | 0 |
| 13. Acquisitions From Minority And Disadvantaged Business Enterprises (13A + 13B)..... | 9 | 33 |
| 13A. Directed To Large Or Small Minority Business Enterprises..... | 4 | -2 |
| 13B. Small Business - Disadvantaged 8(A)..... | 5 | 35 |
| 14. Women-Owned Business..... | 38 | 150 |

FEDERAL TRADE COMMISSION SNAPSHOT REPORT

Actions Reported Individually on SF279 Fourth Quarter Fiscal Year 1986 and Year to Date

| | 4th Qtr Actions | 4th Qtr Dollars (000) | YTD Actions | YTD Dollars (000) | YTD % Actions | YTD % Dollars |
|--|--------------------|--------------------------|-------------|----------------------|------------------|------------------|
| FEDERAL TRADE COMMISSION..... | 14 | 949 | 44 | 4,356 | 100.000 | 100.000 |
| TYPE CONTRACTOR | | | | | | |
| Bus Concerns | 13 | 914 | 42 | 4,261 | 95.455 | 97.819 |
| Educational & Non-Profit | 0 | 0 | 0 | 0 | 0.000 | 0.000 |
| State Loc Gov | 1 | 35 | 2 | 95 | 4.545 | 2.181 |
| Non-Defined | 0 | 0 | 0 | 0 | 0.000 | 0.000 |
| METHODS OF PROC | | | | | | |
| 2 Step | 0 | 0 | 0 | 0 | 0.000 | 0.000 |
| Other Formal Adv | 0 | 0 | 0 | 0 | 0.000 | 0.000 |
| Neg Comp | 3 | 133 | 16 | 1,054 | 36.364 | 24.197 |
| Neg Non-Comp | 0 | 0 | 1 | 86 | 2.273 | 1.974 |
| Dir For Govs | 0 | 0 | 0 | 0 | 0.000 | 0.000 |
| Tariff or Reg | 0 | 0 | 0 | 0 | 0.000 | 0.000 |
| SMALL BUSINESS AWARDS | | | | | | |
| Prime | 8 | 491 | 17 | 1,293 | 38.636 | 29.683 |
| Total Set-Aside | 0 | 0 | 0 | 0 | 0.000 | 0.000 |
| Partial Set-Aside | 0 | 0 | 0 | 0 | 0.000 | 0.000 |
| LABOR SURPLUS AREA | | | | | | |
| Total Set-Aside | 0 | 0 | 0 | 0 | 0.000 | 0.000 |
| Tie Bid Pref | 0 | 0 | 0 | 0 | 0.000 | 0.000 |
| Tot LSA Sm Set-Aside | 0 | 0 | 0 | 0 | 0.000 | 0.000 |
| SUB-TOTAL | 0 | 0 | 0 | 0 | 0.000 | 0.000 |
| No Pref Given | 14 | 949 | 44 | 4,356 | 100.000 | 100.000 |
| MINORITY & DISADVANT | | | | | | |
| Lg Minority | 0 | 0 | 0 | 0 | 0.000 | 0.000 |
| Sm Minority | 0 | 0 | 1 | 29 | 2.273 | 0.666 |
| 8a Minority | 0 | 0 | 2 | 312 | 4.545 | 7.163 |
| SUB-TOTAL | 0 | 0 | 3 | 341 | 6.818 | 7.828 |
| WOMEN OWNED | | | | | | |
| | 4 | 304 | 7 | 606 | 15.909 | 13.912 |
| TYPE OF CONTRACT | | | | | | |
| Fixed Price | 14 | 949 | 44 | 4,356 | 100.000 | 100.000 |
| Cost | 0 | 0 | 0 | 0 | 0.000 | 0.000 |
| Time & Material | 0 | 0 | 0 | 0 | 0.000 | 0.000 |
| Labor Hour | 0 | 0 | 0 | 0 | 0.000 | 0.000 |
| Multi Year | 1 | 26 | 13 | 1,048 | 29.545 | 24.059 |
| SUBJECT TO STAT REQ | | | | | | |
| Walsh Healey Mfr | 4 | 378 | 10 | 2,030 | 22.727 | 46.602 |
| Walsh Healey Dir | 2 | 88 | 2 | 88 | 4.545 | 2.020 |
| Service Contracts | 1 | 45 | 13 | 1,164 | 29.545 | 26.722 |
| Davis Bacon | 0 | 0 | 0 | 0 | 0.000 | 0.000 |
| Not Subject To | 7 | 438 | 19 | 1,074 | 43.182 | 24.656 |
| KIND OF CONTRACT | | | | | | |
| Initial Letter | 0 | 0 | 0 | 0 | 0.000 | 0.000 |
| Def Supersd Ltr | 0 | 0 | 0 | 0 | 0.000 | 0.000 |
| Definitive | 0 | 0 | 9 | 1,978 | 20.455 | 45.409 |
| Internal Order | 6 | 403 | 9 | 717 | 20.455 | 16.460 |
| Modification | 5 | 432 | 12 | 908 | 27.273 | 20.845 |
| GSA Schedule | 3 | 114 | 12 | 585 | 27.273 | 13.430 |
| External Order | 0 | 0 | 2 | 168 | 4.545 | 3.857 |
| Term For Default | 0 | 0 | 0 | 0 | 0.000 | 0.000 |
| Term For Conven | 0 | 0 | 0 | 0 | 0.000 | 0.000 |
| PRODUCT OR SERVICE | | | | | | |
| Supplies & Equipment | 4 | 378 | 6 | 1,870 | 13.636 | 42.929 |
| Research & Development | 0 | 0 | 0 | 0 | 0.000 | 0.000 |
| Construction | 0 | 0 | 0 | 0 | 0.000 | 0.000 |
| Architect Engineer | 0 | 0 | 0 | 0 | 0.000 | 0.000 |
| Automatic Data Processing Services | 3 | 144 | 11 | 646 | 25.000 | 14.830 |
| ADP Equipment, Purchase & Lease | 6 | 392 | 8 | 507 | 18.182 | 11.639 |
| Real Property, Purchase & Lease | 0 | 0 | 0 | 0 | 0.000 | 0.000 |
| Other Services | 1 | 35 | 19 | 1,333 | 43.182 | 30.601 |
| Consultant Services | 0 | 0 | 1 | 27 | 2.273 | 0.620 |

GENERAL SERVICES ADMINISTRATION SNAPSHOT REPORT

Actions Reported in Summary on SF281

Fourth Quarter Fiscal Year 1986

Part I - Total Prime Acquisition Actions

| Acquisition Method | Number of Actions | Net Dollar Amount (000) | | | | |
|--|-------------------|-------------------------|-------------------------|-------------------------|---------------------------------------|------------------------------|
| | | Total | Small Business Concerns | Large Business Concerns | Educational & Non-Profit Institutions | Outside U.S./ Outlying Areas |
| 1. TOTAL (2+7+8)..... | 23,626 | 31,223 | | | | |
| 2. Subtotal (3+4+5+6)..... | 23,623 | 31,223 | 21,500 | 7,164 | 2,528 | 31 |
| 3. Formally Advertised (Including 2 Step)..... | 3,322 | 10,396 | 6,154 | 4,211 | 0 | 31 |
| 4. Negotiated Competitive..... | 10,845 | 11,530 | 10,283 | 1,071 | 176 | 0 |
| 5. Negotiated Non-Competitive..... | 5,299 | 5,762 | 2,938 | 479 | 2,345 | 0 |
| 6. Procurement Under Another Agency's Contracts..... | 4,157 | 3,535 | 2,125 | 1,403 | 7 | 0 |
| 6A. GSA Schedules..... | 3,737 | 2,974 | 1,767 | 1,207 | 0 | 0 |
| 6B. Another Agency's Contracts..... | 420 | 561 | 358 | 196 | 7 | 0 |
| 7. Directed Contracts For Foreign Governments..... | 0 | 0 | | | | |
| 8. Tariff Or Regulated Acquisitions..... | 3 | 0 | | | | |

Part II - Statistics on Selected Types of Acquisition

| Type of Acquisition | Number of Actions | Net Dollar Amount (000) |
|--|-------------------|-------------------------|
| 9. Small Business Total Set-Asides..... | 10,818 | 16,174 |
| 10. Small Business Partial Set-Asides..... | 31 | 39 |
| 11. Total Labor Surplus Area Set-Asides..... | 199 | 50 |
| 12. Total Labor Surplus Area/Small Business Set-Asides..... | 616 | 89 |
| 13. Acquisitions From Minority And Disadvantaged Business Enterprises (13A+13B)..... | 296 | 285 |
| 13A. Directed To Large Or Small Minority Business Enterprises..... | 251 | 252 |
| 13B. Small Business - Disadvantaged 8(A)..... | 45 | 33 |
| 14. Women-Owned Business..... | 203 | 395 |

Fourth Quarter Fiscal Year 1986 Year to Date

Part I - Total Prime Acquisition Actions

| Acquisition Method | Number of Actions | Net Dollar Amount (000) | | | | |
|--|-------------------|-------------------------|-------------------------|-------------------------|---------------------------------------|------------------------------|
| | | Total | Small Business Concerns | Large Business Concerns | Educational & Non-Profit Institutions | Outside U.S./ Outlying Areas |
| 1. TOTAL (2+7+8)..... | 496,120 | 455,202 | | | | |
| 2. Subtotal (3+4+5+6)..... | 495,865 | 455,062 | 259,569 | 166,469 | 28,993 | 31 |
| 3. Formally Advertised (Including 2 Step)..... | 65,395 | 130,059 | 74,886 | 55,142 | 0 | 31 |
| 4. Negotiated Competitive..... | 317,891 | 218,447 | 136,225 | 79,965 | 2,257 | 0 |
| 5. Negotiated Non-Competitive..... | 45,989 | 34,751 | 19,000 | 4,175 | 11,576 | 0 |
| 6. Procurement Under Another Agency's Contracts..... | 66,590 | 71,805 | 29,458 | 27,187 | 15,160 | 0 |
| 6A. GSA Schedules..... | 56,401 | 51,066 | 24,608 | 26,229 | 229 | 0 |
| 6B. Another Agency's Contracts..... | 10,189 | 20,739 | 4,850 | 958 | 14,931 | 0 |
| 7. Directed Contracts For Foreign Governments..... | 0 | 0 | | | | |
| 8. Tariff Or Regulated Acquisitions..... | 255 | 140 | | | | |

Part II - Statistics on Selected Types of Acquisition

| Type of Acquisition | Number of Actions | Net Dollar Amount (000) |
|--|-------------------|-------------------------|
| 9. Small Business Total Set-Asides..... | 117,958 | 128,524 |
| 10. Small Business Partial Set-Asides..... | 2,658 | 2,093 |
| 11. Total Labor Surplus Area Set-Asides..... | 1,967 | 2,820 |
| 12. Total Labor Surplus Area/Small Business Set-Asides..... | 6,612 | 16,113 |
| 13. Acquisitions From Minority And Disadvantaged Business Enterprises (13A+13B)..... | 4,311 | 4,854 |
| 13A. Directed To Large Or Small Minority Business Enterprises..... | 4,129 | 4,497 |
| 13B. Small Business - Disadvantaged 8(A)..... | 182 | 357 |
| 14. Women-Owned Business..... | 6,423 | 8,479 |

GENERAL SERVICES ADMINISTRATION SNAPSHOT REPORT

Actions Reported Individually on SF279
Fourth Quarter Fiscal Year 1986 and Year to Date

| | 4th Qtr Actions | 4th Qtr Dollars (000) | YTD Actions | YTD Dollars (000) | YTD % Actions | YTD % Dollars |
|--|--------------------|--------------------------|-------------|----------------------|------------------|------------------|
| GENERAL SERVICES ADMINISTRATION | 4,570 | 461,989 | 34,609 | 2,026,024 | 100.000 | 100.000 |
| TYPE CONTRACTOR | | | | | | |
| Bus Concerns | 3,860 | 442,686 | 31,158 | 1,933,562 | 90.029 | 95.436 |
| Educational & Non-Profit | 708 | 19,242 | 3,237 | 90,182 | 9.353 | 4.451 |
| State Loc Gov | 1 | 22 | 211 | 2,206 | 0.610 | 0.109 |
| Non-Defined | 1 | 39 | 3 | 74 | 0.009 | 0.004 |
| METHODS OF PROC | | | | | | |
| 2 Step | 0 | 0 | 0 | 0 | 0.000 | 0.000 |
| Other Formal Adv | 172 | 7,956 | 4,060 | 119,380 | 11.731 | 5.892 |
| Neg Comp | 494 | 32,895 | 10,720 | 324,771 | 30.975 | 16.030 |
| Neg Non-Comp | 188 | 8,687 | 5,993 | 121,253 | 17.316 | 5.985 |
| Dir For Govs | 0 | 0 | 0 | 0 | 0.000 | 0.000 |
| Tariff or Reg | 168 | 168,081 | 654 | 398,953 | 1.890 | 19.691 |
| SMALL BUSINESS AWARDS | | | | | | |
| Prime | 2,128 | 155,008 | 21,818 | 785,503 | 63.041 | 38.771 |
| Total Set-Aside | 78 | 4,033 | 1,344 | 43,632 | 3.883 | 2.154 |
| Partial Set-Aside | 0 | 0 | 53 | 1,199 | 0.153 | 0.059 |
| LABOR SURPLUS AREA | | | | | | |
| Total Set-Aside | 42 | 25,503 | 153 | 58,139 | 0.442 | 2.870 |
| Tie Bid Pref | 0 | 0 | 28 | 1,472 | 0.081 | 0.073 |
| Tot LSA Sm Set-Aside | 113 | 10,951 | 875 | 122,027 | 2.528 | 6.023 |
| SUB-TOTAL | 155 | 36,454 | 1,056 | 181,638 | 3.051 | 8.965 |
| No Pref Given | 4,415 | 425,535 | 33,553 | 1,844,386 | 96.949 | 91.035 |
| MINORITY & DISADVANT | | | | | | |
| Lg Minority | 50 | 2,520 | 137 | 8,478 | 0.396 | 0.418 |
| Sm Minority | 66 | 6,409 | 808 | 52,193 | 2.335 | 2.576 |
| 8a Minority | 49 | 37,685 | 394 | 77,832 | 1.138 | 3.842 |
| SUB-TOTAL | 165 | 46,614 | 1,339 | 138,503 | 3.869 | 6.836 |
| WOMEN OWNED | 93 | 12,081 | 857 | 37,177 | 2.476 | 1.835 |
| TYPE OF CONTRACT | | | | | | |
| Fixed Price | 4,488 | 448,489 | 34,173 | 1,951,763 | 98.740 | 96.335 |
| Cost | 70 | 11,110 | 364 | 57,854 | 1.052 | 2.856 |
| Time & Material | 0 | 0 | 17 | 8,131 | 0.049 | 0.401 |
| Labor Hour | 12 | 2,390 | 55 | 8,276 | 0.159 | 0.408 |
| Multi Year | 933 | 86,218 | 16,844 | 439,649 | 48.869 | 21.700 |
| SUBJECT TO STAT REQ | | | | | | |
| Walsh Healey Mfr | 2,775 | 105,249 | 12,862 | 681,471 | 37.164 | 33.636 |
| Walsh Healey Dir | 179 | 14,546 | 946 | 72,022 | 2.733 | 3.555 |
| Service Contracts | 348 | 80,259 | 1,730 | 298,111 | 4.999 | 14.714 |
| Davis Bacon | 170 | 58,785 | 1,544 | 252,287 | 4.461 | 12.452 |
| Not Subject To | 1,098 | 203,150 | 17,527 | 722,133 | 50.643 | 35.643 |
| KIND OF CONTRACT | | | | | | |
| Initial Letter | 5 | 1,035 | 33 | 6,781 | 0.095 | 0.335 |
| Def Superseded Ltr | 0 | 0 | 8 | 270 | 0.023 | 0.013 |
| Definitive | 389 | 146,597 | 3,094 | 836,326 | 8.940 | 41.279 |
| Internal Order | 3,514 | 280,728 | 28,041 | 983,123 | 81.022 | 48.525 |
| Modification | 214 | 20,014 | 1,507 | 130,677 | 4.354 | 6.450 |
| GSA Schedule | 446 | 13,572 | 1,900 | 66,888 | 5.490 | 3.301 |
| External Order | 0 | 0 | 19 | 2,012 | 0.055 | 0.099 |
| Term For Default | 0 | 0 | 3 | 143 | 0.009 | 0.007 |
| Term For Conven | 2 | 43 | 4 | -196 | 0.012 | -0.010 |
| PRODUCT OR SERVICE | | | | | | |
| Supplies & Equipment | 3,627 | 136,915 | 17,231 | 825,685 | 49.788 | 40.754 |
| Research & Development | 0 | 0 | 0 | 0 | 0.000 | 0.000 |
| Construction | 182 | 59,042 | 1,640 | 256,432 | 4.739 | 12.657 |
| Architect Engineer | 27 | 3,251 | 114 | 12,142 | 0.329 | 0.599 |
| Automatic Data Processing Services | 183 | 50,160 | 535 | 124,296 | 1.546 | 6.135 |
| ADP Equipment, Purchase & Lease | 95 | 6,742 | 239 | 25,232 | 0.691 | 1.245 |
| Real Property, Purchase & Lease | 26 | 142 | 12,501 | 137,446 | 36.121 | 6.784 |
| Other Services | 430 | 205,737 | 2,349 | 644,791 | 6.787 | 31.825 |
| Consultant Services | 1 | 56 | 55 | 10,023 | 0.159 | 0.495 |

INTERNATIONAL TRADE COMMISSION SNAPSHOT REPORT

Actions Reported in Summary on SF281

Fourth Quarter Fiscal Year 1986

Part I - Total Prime Acquisition Actions

| Acquisition Method | Number of Actions | Net Dollar Amount (000) | | | | |
|--|-------------------|-------------------------|-------------------------|-------------------------|---------------------------------------|------------------------------|
| | | Total | Small Business Concerns | Large Business Concerns | Educational & Non-Profit Institutions | Outside U.S./ Outlying Areas |
| 1. TOTAL (2+7+8)..... | 197 | 271 | | | | |
| 2. Subtotal (3+4+5+6)..... | 197 | 271 | 209 | 60 | 1 | 1 |
| 3. Formally Advertised (Including 2 Step)..... | 0 | 0 | 0 | 0 | 0 | 0 |
| 4. Negotiated Competitive..... | 145 | 133 | 100 | 31 | 1 | 1 |
| 5. Negotiated Non-Competitive..... | 0 | 0 | 0 | 0 | 0 | 0 |
| 6. Procurement Under Another Agency's Contracts..... | 52 | 138 | 109 | 29 | 0 | 0 |
| 6A. GSA Schedules..... | 52 | 138 | 109 | 29 | 0 | 0 |
| 6B. Another Agency's Contracts..... | 0 | 0 | 0 | 0 | 0 | 0 |
| 7. Directed Contracts For Foreign Governments..... | 0 | 0 | | | | |
| 8. Tariff Or Regulated Acquisitions..... | 0 | 0 | | | | |

Part II - Statistics on Selected Types of Acquisition

| Type of Acquisition | Number of Actions | Net Dollar Amount (000) |
|--|-------------------|-------------------------|
| 9. Small Business Total Set-Asides..... | 0 | 0 |
| 10. Small Business Partial Set-Asides..... | 0 | 0 |
| 11. Total Labor Surplus Area Set-Asides..... | 0 | 0 |
| 12. Total Labor Surplus Area/Small Business Set-Asides..... | 0 | 0 |
| 13. Acquisitions From Minority And Disadvantaged Business Enterprises (13A+13B)..... | 0 | 0 |
| 13A. Directed To Large Or Small Minority Business Enterprises..... | 0 | 0 |
| 13B. Small Business - Disadvantaged 8(A)..... | 0 | 0 |
| 14. Women-Owned Business..... | 0 | 0 |

Fourth Quarter Fiscal Year 1986 Year to Date

Part I - Total Prime Acquisition Actions

| Acquisition Method | Number of Actions | Net Dollar Amount (000) | | | | |
|--|-------------------|-------------------------|-------------------------|-------------------------|---------------------------------------|------------------------------|
| | | Total | Small Business Concerns | Large Business Concerns | Educational & Non-Profit Institutions | Outside U.S./ Outlying Areas |
| 1. TOTAL (2+7+8)..... | 876 | 1,210 | | | | |
| 2. Subtotal (3+4+5+6)..... | 876 | 1,210 | 846 | 362 | 1 | 1 |
| 3. Formally Advertised (Including 2 Step)..... | 0 | 0 | 0 | 0 | 0 | 0 |
| 4. Negotiated Competitive..... | 622 | 640 | 531 | 107 | 1 | 1 |
| 5. Negotiated Non-Competitive..... | 0 | 0 | 0 | 0 | 0 | 0 |
| 6. Procurement Under Another Agency's Contracts..... | 254 | 570 | 315 | 255 | 0 | 0 |
| 6A. GSA Schedules..... | 254 | 570 | 315 | 255 | 0 | 0 |
| 6B. Another Agency's Contracts..... | 0 | 0 | 0 | 0 | 0 | 0 |
| 7. Directed Contracts For Foreign Governments..... | 0 | 0 | | | | |
| 8. Tariff Or Regulated Acquisitions..... | 0 | 0 | | | | |

Part II - Statistics on Selected Types of Acquisition

| Type of Acquisition | Number of Actions | Net Dollar Amount (000) |
|--|-------------------|-------------------------|
| 9. Small Business Total Set-Asides..... | 0 | 0 |
| 10. Small Business Partial Set-Asides..... | 0 | 0 |
| 11. Total Labor Surplus Area Set-Asides..... | 0 | 0 |
| 12. Total Labor Surplus Area/Small Business Set-Asides..... | 0 | 0 |
| 13. Acquisitions From Minority And Disadvantaged Business Enterprises (13A+13B)..... | 0 | 0 |
| 13A. Directed To Large Or Small Minority Business Enterprises..... | 0 | 0 |
| 13B. Small Business - Disadvantaged 8(A)..... | 0 | 0 |
| 14. Women-Owned Business..... | 0 | 0 |

INTERNATIONAL TRADE COMMISSION SNAPSHOT REPORT

Actions Reported Individually on SF279

Fourth Quarter Fiscal Year 1986 and Year to Date

| | 4th Qtr Actions | 4th Qtr Dollars (000) | YTD Actions | YTD Dollars (000) | YTD % Actions | YTD % Dollars |
|---|--------------------|--------------------------|-------------|----------------------|------------------|------------------|
| INTERNATIONAL TRADE COMMISSION..... | 1 | 48 | 14 | 593 | 100.000 | 100.000 |
| TYPE CONTRACTOR | | | | | | |
| Bus Concerns..... | 1 | 48 | 14 | 593 | 100.000 | 100.000 |
| Educational & Non-Profit..... | 0 | 0 | 0 | 0 | 0.000 | 0.000 |
| State Loc Gov..... | 0 | 0 | 0 | 0 | 0.000 | 0.000 |
| Non-Defined..... | 0 | 0 | 0 | 0 | 0.000 | 0.000 |
| METHODS OF PROC | | | | | | |
| 2 Step..... | 0 | 0 | 0 | 0 | 0.000 | 0.000 |
| Other Formal Adv..... | 0 | 0 | 0 | 0 | 0.000 | 0.000 |
| Neg Comp..... | 0 | 0 | 5 | 230 | 35.714 | 38.786 |
| Neg Non-Comp..... | 0 | 0 | 0 | 0 | 0.000 | 0.000 |
| Dir For Gvns..... | 0 | 0 | 0 | 0 | 0.000 | 0.000 |
| Tariff or Reg..... | 0 | 0 | 0 | 0 | 0.000 | 0.000 |
| SMALL BUSINESS AWARDS | | | | | | |
| Prime..... | 1 | 48 | 7 | 265 | 50.000 | 44.688 |
| Total Set-Aside..... | 0 | 0 | 0 | 0 | 0.000 | 0.000 |
| Partial Set-Aside..... | 0 | 0 | 0 | 0 | 0.000 | 0.000 |
| LABOR SURPLUS AREA | | | | | | |
| Total Set-Aside..... | 0 | 0 | 0 | 0 | 0.000 | 0.000 |
| Tie Bid Pref..... | 0 | 0 | 0 | 0 | 0.000 | 0.000 |
| Tot LSA Sm Set-Aside..... | 0 | 0 | 0 | 0 | 0.000 | 0.000 |
| SUB-TOTAL..... | 0 | 0 | 0 | 0 | 0.000 | 0.000 |
| No Pref Given..... | 1 | 48 | 14 | 593 | 100.000 | 100.000 |
| MINORITY & DISADVANT | | | | | | |
| Lg Minority..... | 0 | 0 | 0 | 0 | 0.000 | 0.000 |
| Sm Minority..... | 0 | 0 | 1 | 39 | 7.143 | 6.577 |
| 8a Minority..... | 0 | 0 | 0 | 0 | 0.000 | 0.000 |
| SUB-TOTAL..... | 0 | 0 | 1 | 39 | 7.143 | 6.577 |
| WOMEN OWNED..... | 0 | 0 | 0 | 0 | 0.000 | 0.000 |
| TYPE OF CONTRACT | | | | | | |
| Fixed Price..... | 1 | 48 | 14 | 593 | 100.000 | 100.000 |
| Cost..... | 0 | 0 | 0 | 0 | 0.000 | 0.000 |
| Time & Material..... | 0 | 0 | 0 | 0 | 0.000 | 0.000 |
| Labor Hour..... | 0 | 0 | 0 | 0 | 0.000 | 0.000 |
| Multi Year..... | 0 | 0 | 0 | 0 | 0.000 | 0.000 |
| SUBJECT TO STAT REQ | | | | | | |
| Walsh Healey Mfr..... | 0 | 0 | 0 | 0 | 0.000 | 0.000 |
| Walsh Healey Dir..... | 1 | 48 | 1 | 48 | 7.143 | 8.094 |
| Service Contracts..... | 0 | 0 | 0 | 0 | 0.000 | 0.000 |
| Davis Bacon..... | 0 | 0 | 0 | 0 | 0.000 | 0.000 |
| Not Subject To..... | 0 | 0 | 13 | 545 | 92.857 | 91.906 |
| KIND OF CONTRACT | | | | | | |
| Initial Letter..... | 0 | 0 | 0 | 0 | 0.000 | 0.000 |
| Def Supersd Ltr..... | 0 | 0 | 0 | 0 | 0.000 | 0.000 |
| Definitive..... | 1 | 48 | 3 | 113 | 21.429 | 19.056 |
| Internal Order..... | 0 | 0 | 0 | 0 | 0.000 | 0.000 |
| Modification..... | 0 | 0 | 0 | 0 | 0.000 | 0.000 |
| GSA Schedule..... | 0 | 0 | 4 | 152 | 28.571 | 25.632 |
| External Order..... | 0 | 0 | 7 | 328 | 50.000 | 55.312 |
| Term For Default..... | 0 | 0 | 0 | 0 | 0.000 | 0.000 |
| Term For Conven..... | 0 | 0 | 0 | 0 | 0.000 | 0.000 |
| PRODUCT OR SERVICE | | | | | | |
| Supplies & Equipment..... | 0 | 0 | 2 | 71 | 14.286 | 11.973 |
| Research & Development..... | 0 | 0 | 0 | 0 | 0.000 | 0.000 |
| Construction..... | 0 | 0 | 0 | 0 | 0.000 | 0.000 |
| Architect Engineer..... | 0 | 0 | 0 | 0 | 0.000 | 0.000 |
| Automatic Data Processing Services..... | 0 | 0 | 1 | 30 | 7.143 | 5.059 |
| ADP Equipment, Purchase & Lease..... | 1 | 48 | 9 | 416 | 64.286 | 70.152 |
| Real Property, Purchase & Lease..... | 0 | 0 | 0 | 0 | 0.000 | 0.000 |
| Other Services..... | 0 | 0 | 2 | 76 | 14.286 | 12.816 |
| Consultant Services..... | 0 | 0 | 0 | 0 | 0.000 | 0.000 |

INTERSTATE COMMERCE COMMISSION SNAPSHOT REPORT

Actions Reported in Summary on SF281

Fourth Quarter Fiscal Year 1986

Part I - Total Prime Acquisition Actions

| Acquisition Method | Number of Actions | Net Dollar Amount (000) | | | | |
|--|-------------------|-------------------------|-------------------------|-------------------------|---------------------------------------|------------------------------|
| | | Total | Small Business Concerns | Large Business Concerns | Educational & Non-Profit Institutions | Outside U.S./ Outlying Areas |
| 1. TOTAL (2+7+8)..... | 280 | 259 | | | | |
| 2. Subtotal (3+4+5+6)..... | 280 | 259 | 94 | 145 | 20 | 0 |
| 3. Formally Advertised (Including 2 Step)..... | 4 | 9 | 9 | 0 | 0 | 0 |
| 4. Negotiated Competitive..... | 3 | 11 | 3 | 0 | 8 | 0 |
| 5. Negotiated Non-Competitive..... | 199 | 114 | 54 | 48 | 12 | 0 |
| 6. Procurement Under Another Agency's Contracts..... | 74 | 125 | 28 | 97 | 0 | 0 |
| 6A. GSA Schedules..... | 74 | 125 | 28 | 97 | 0 | 0 |
| 6B. Another Agency's Contracts..... | 0 | 0 | 0 | 0 | 0 | 0 |
| 7. Directed Contracts For Foreign Governments..... | 0 | 0 | | | | |
| 8. Tariff Or Regulated Acquisitions..... | 0 | 0 | | | | |

Part II - Statistics on Selected Types of Acquisition

| Type of Acquisition | Number of Actions | Net Dollar Amount (000) |
|--|-------------------|-------------------------|
| 9. Small Business Total Set-Asides..... | 139 | 86 |
| 10. Small Business Partial Set-Asides..... | 0 | 0 |
| 11. Total Labor Surplus Area Set-Asides..... | 0 | 0 |
| 12. Total Labor Surplus Area/Small Business Set-Asides..... | 0 | 0 |
| 13. Acquisitions From Minority And Disadvantaged Business Enterprises (13A+13B)..... | 8 | 2 |
| 13A. Directed To Large Or Small Minority Business Enterprises..... | 8 | 2 |
| 13B. Small Business - Disadvantaged 8(A)..... | 0 | 0 |
| 14. Women-Owned Business..... | 0 | 0 |

Fourth Quarter Fiscal Year 1986 Year to Date

Part I - Total Prime Acquisition Actions

| Acquisition Method | Number of Actions | Net Dollar Amount (000) | | | | |
|--|-------------------|-------------------------|-------------------------|-------------------------|---------------------------------------|------------------------------|
| | | Total | Small Business Concerns | Large Business Concerns | Educational & Non-Profit Institutions | Outside U.S./ Outlying Areas |
| 1. TOTAL (2+7+8)..... | 887 | 713 | | | | |
| 2. Subtotal (3+4+5+6)..... | 887 | 713 | 245 | 421 | 47 | 0 |
| 3. Formally Advertised (Including 2 Step)..... | 4 | 9 | 9 | 0 | 0 | 0 |
| 4. Negotiated Competitive..... | 8 | 20 | 11 | 1 | 8 | 0 |
| 5. Negotiated Non-Competitive..... | 684 | 353 | 153 | 161 | 39 | 0 |
| 6. Procurement Under Another Agency's Contracts..... | 191 | 331 | 72 | 259 | 0 | 0 |
| 6A. GSA Schedules..... | 189 | 329 | 71 | 258 | 0 | 0 |
| 6B. Another Agency's Contracts..... | 2 | 2 | 1 | 1 | 0 | 0 |
| 7. Directed Contracts For Foreign Governments..... | 0 | 0 | | | | |
| 8. Tariff Or Regulated Acquisitions..... | 0 | 0 | | | | |

Part II - Statistics on Selected Types of Acquisition

| Type of Acquisition | Number of Actions | Net Dollar Amount (000) |
|--|-------------------|-------------------------|
| 9. Small Business Total Set-Asides..... | 442 | 234 |
| 10. Small Business Partial Set-Asides..... | 0 | 0 |
| 11. Total Labor Surplus Area Set-Asides..... | 0 | 0 |
| 12. Total Labor Surplus Area/Small Business Set-Asides..... | 0 | 0 |
| 13. Acquisitions From Minority And Disadvantaged Business Enterprises (13A+13B)..... | 24 | 11 |
| 13A. Directed To Large Or Small Minority Business Enterprises..... | 24 | 11 |
| 13B. Small Business - Disadvantaged 8(A)..... | 0 | 0 |
| 14. Women-Owned Business..... | 3 | 1 |

INTERSTATE COMMERCE COMMISSION SNAPSHOT REPORT

Actions Reported Individually on SF279
Fourth Quarter Fiscal Year 1986 and Year to Date

| | 4th Qtr Actions | 4th Qtr Dollars (000) | YTD Actions | YTD Dollars (000) | YTD % Actions | YTD % Dollars |
|---|--------------------|--------------------------|-------------|----------------------|------------------|------------------|
| INTERSTATE COMMERCE COMMISSION | 9 | 260 | 23 | 1,690 | 100.000 | 100.000 |
| TYPE CONTRACTOR | 9 | 260 | 21 | 1,486 | 91.304 | 87.929 |
| Bus Concerns | 0 | 0 | 2 | 204 | 8.696 | 12.071 |
| Educational & Non-Profit | 0 | 0 | 0 | 0 | 0.000 | 0.000 |
| State Loc Gov..... | 0 | 0 | 0 | 0 | 0.000 | 0.000 |
| Non-Defined | 0 | 0 | 0 | 0 | 0.000 | 0.000 |
| METHODS OF PROC | 0 | 0 | 0 | 0 | 0.000 | 0.000 |
| 2 Step | 0 | 0 | 0 | 0 | 0.000 | 0.000 |
| Other Formal Adv..... | 3 | 54 | 10 | 1,068 | 43.478 | 63.185 |
| Neg Comp | 0 | 0 | 0 | 0 | 0.000 | 0.000 |
| Neg Non-Comp..... | 0 | 0 | 0 | 0 | 0.000 | 0.000 |
| Dir For Govs | 0 | 0 | 0 | 0 | 0.000 | 0.000 |
| Tariff or Reg..... | 0 | 0 | 0 | 0 | 0.000 | 0.000 |
| SMALL BUSINESS AWARDS | 6 | 199 | 11 | 413 | 47.826 | 24.438 |
| Prime | 0 | 0 | 0 | 0 | 0.000 | 0.000 |
| Total Set-Aside | 0 | 0 | 0 | 0 | 0.000 | 0.000 |
| Partial Set-Aside | 0 | 0 | 0 | 0 | 0.000 | 0.000 |
| LABOR SURPLUS AREA | 0 | 0 | 0 | 0 | 0.000 | 0.000 |
| Total Set-Aside | 0 | 0 | 0 | 0 | 0.000 | 0.000 |
| Tie Bid Pref..... | 0 | 0 | 0 | 0 | 0.000 | 0.000 |
| Tot LSA Sm Set-Aside..... | 0 | 0 | 0 | 0 | 0.000 | 0.000 |
| SUB-TOTAL | 9 | 260 | 23 | 1,690 | 100.000 | 100.000 |
| No Pref Given | | | | | | |
| MINORITY & DISADVANT | 0 | 0 | 0 | 0 | 0.000 | 0.000 |
| Lg Minority..... | 0 | 0 | 1 | 11 | 4.348 | 0.651 |
| Sm Minority | 0 | 0 | 0 | 0 | 0.000 | 0.000 |
| 8a Minority..... | 0 | 0 | 1 | 11 | 4.348 | 0.651 |
| SUB-TOTAL | 1 | 12 | 1 | 12 | 4.348 | 0.710 |
| WOMEN OWNED | | | | | | |
| TYPE OF CONTRACT | 9 | 260 | 22 | 1,683 | 95.652 | 99.586 |
| Fixed Price | 0 | 0 | 0 | 0 | 0.000 | 0.000 |
| Cost..... | 0 | 0 | 1 | 7 | 4.348 | 0.414 |
| Time & Material | 0 | 0 | 0 | 0 | 0.000 | 0.000 |
| Labor Hour | 0 | 0 | 0 | 0 | 0.000 | 0.000 |
| Multi Year | 0 | 0 | 0 | 0 | 0.000 | 0.000 |
| SUBJECT TO STAT REQ | 1 | 13 | 1 | 13 | 4.348 | 0.769 |
| Walsh Healey Mfr..... | 4 | 89 | 5 | 132 | 21.739 | 7.811 |
| Walsh Healey Dir..... | 4 | 158 | 16 | 849 | 69.565 | 50.237 |
| Service Contracts..... | 0 | 0 | 0 | 0 | 0.000 | 0.000 |
| Davis Bacon..... | 0 | 0 | 1 | 696 | 4.348 | 41.183 |
| Not Subject To | | | | | | |
| KIND OF CONTRACT | 0 | 0 | 0 | 0 | 0.000 | 0.000 |
| Initial Letter | 0 | 0 | 0 | 0 | 0.000 | 0.000 |
| Def Supersed Ltr..... | 4 | 158 | 5 | 178 | 21.739 | 10.533 |
| Definitive..... | 0 | 0 | 0 | 0 | 0.000 | 0.000 |
| Internal Order..... | 0 | 0 | 4 | 907 | 17.391 | 53.669 |
| Modification | 5 | 102 | 14 | 605 | 60.870 | 35.799 |
| GSA Schedule | 0 | 0 | 0 | 0 | 0.000 | 0.000 |
| External Order..... | 0 | 0 | 0 | 0 | 0.000 | 0.000 |
| Term For Default..... | 0 | 0 | 0 | 0 | 0.000 | 0.000 |
| Term For Conven..... | | | | | | |
| PRODUCT OR SERVICE | 1 | 13 | 1 | 13 | 4.348 | 0.769 |
| Supplies & Equipment | 0 | 0 | 0 | 0 | 0.000 | 0.000 |
| Research & Development | 0 | 0 | 0 | 0 | 0.000 | 0.000 |
| Construction..... | 0 | 0 | 3 | 757 | 13.043 | 44.793 |
| Architect Engineer..... | 0 | 0 | 5 | 132 | 21.739 | 7.811 |
| Automatic Data Processing Services..... | 4 | 89 | 0 | 0 | 0.000 | 0.000 |
| ADP Equipment, Purchase & Lease..... | 0 | 0 | 14 | 788 | 60.870 | 46.627 |
| Real Property, Purchase & Lease..... | 4 | 158 | 0 | 0 | 0.000 | 0.000 |
| Other Services..... | 0 | 0 | 0 | 0 | 0.000 | 0.000 |
| Consultant Services | | | | | | |

MERIT SYSTEMS PROTECTION BOARD SNAPSHOT REPORT

Actions Reported in Summary on SF281

Fourth Quarter Fiscal Year 1986

Part I - Total Prime Acquisition Actions

| Acquisition Method | Number of Actions | Net Dollar Amount (000) | | | | |
|--|-------------------|-------------------------|-------------------------|-------------------------|---------------------------------------|------------------------------|
| | | Total | Small Business Concerns | Large Business Concerns | Educational & Non-Profit Institutions | Outside U.S./ Outlying Areas |
| 1. TOTAL (2+7+8)..... | 451 | 443 | | | | |
| 2. Subtotal (3+4+5+6)..... | 451 | 443 | 291 | 152 | 0 | 0 |
| 3. Formally Advertised (Including 2 Step) | 0 | 0 | 0 | 0 | 0 | 0 |
| 4. Negotiated Competitive..... | 247 | 278 | 256 | 22 | 0 | 0 |
| 5. Negotiated Non-Competitive | 120 | 41 | 19 | 22 | 0 | 0 |
| 6. Procurement Under Another Agency's Contracts..... | 84 | 124 | 16 | 108 | 0 | 0 |
| 6A. GSA Schedules..... | 84 | 124 | 16 | 108 | 0 | 0 |
| 6B. Another Agency's Contracts..... | 0 | 0 | 0 | 0 | 0 | 0 |
| 7. Directed Contracts For Foreign Governments | 0 | 0 | | | | |
| 8. Tariff Or Regulated Acquisitions..... | 0 | 0 | | | | |

Part II - Statistics on Selected Types of Acquisition

| Type of Acquisition | Number of Actions | Net Dollar Amount (000) |
|--|-------------------|-------------------------|
| 9. Small Business Total Set-Asides | 41 | 31 |
| 10. Small Business Partial Set-Asides..... | 0 | 0 |
| 11. Total Labor Surplus Area Set-Asides..... | 0 | 0 |
| 12. Total Labor Surplus Area/Small Business Set-Asides | 0 | 0 |
| 13. Acquisitions From Minority And Disadvantaged Business Enterprises (13A+13B)..... | 19 | 7 |
| 13A. Directed To Large Or Small Minority Business Enterprises..... | 19 | 7 |
| 13B. Small Business - Disadvantaged 8(A) | 0 | 0 |
| 14. Women-Owned Business..... | 2 | 1 |

Fourth Quarter Fiscal Year 1986 Year to Date

Part I - Total Prime Acquisition Actions

| Acquisition Method | Number of Actions | Net Dollar Amount (000) | | | | |
|--|-------------------|-------------------------|-------------------------|-------------------------|---------------------------------------|------------------------------|
| | | Total | Small Business Concerns | Large Business Concerns | Educational & Non-Profit Institutions | Outside U.S./ Outlying Areas |
| 1. TOTAL (2+7+8)..... | 1,658 | 2,093 | | | | |
| 2. Subtotal (3+4+5+6)..... | 1,658 | 2,093 | 1,359 | 734 | 0 | 0 |
| 3. Formally Advertised (Including 2 Step) | 0 | 0 | 0 | 0 | 0 | 0 |
| 4. Negotiated Competitive..... | 870 | 1,069 | 937 | 132 | 0 | 0 |
| 5. Negotiated Non-Competitive | 513 | 364 | 253 | 111 | 0 | 0 |
| 6. Procurement Under Another Agency's Contracts..... | 275 | 660 | 169 | 491 | 0 | 0 |
| 6A. GSA Schedules..... | 189 | 551 | 147 | 404 | 0 | 0 |
| 6B. Another Agency's Contracts..... | 86 | 109 | 22 | 87 | 0 | 0 |
| 7. Directed Contracts For Foreign Governments | 0 | 0 | | | | |
| 8. Tariff Or Regulated Acquisitions..... | 0 | 0 | | | | |

Part II - Statistics on Selected Types of Acquisition

| Type of Acquisition | Number of Actions | Net Dollar Amount (000) |
|--|-------------------|-------------------------|
| 9. Small Business Total Set-Asides | 228 | 357 |
| 10. Small Business Partial Set-Asides..... | 0 | 0 |
| 11. Total Labor Surplus Area Set-Asides..... | 0 | 0 |
| 12. Total Labor Surplus Area/Small Business Set-Asides | 0 | 0 |
| 13. Acquisitions From Minority And Disadvantaged Business Enterprises (13A+13B)..... | 89 | 185 |
| 13A. Directed To Large Or Small Minority Business Enterprises..... | 80 | 149 |
| 13B. Small Business - Disadvantaged 8(A) | 9 | 36 |
| 14. Women-Owned Business..... | 51 | 127 |

MERIT SYSTEMS PROTECTION BOARD SNAPSHOT REPORT

Actions Reported Individually on SF279
Fourth Quarter Fiscal Year 1986 and Year to Date

| | 4th Qtr Actions | 4th Qtr Dollars (000) | YTD Actions | YTD Dollars (000) | YTD % Actions | YTD % Dollars |
|---|--------------------|--------------------------|-------------|----------------------|------------------|------------------|
| MERIT SYSTEMS PROTECTION BOARD..... | 0 | 0 | 1 | 25 | 100.000 | 100.000 |
| TYPE CONTRACTOR | | | | | | |
| Bus Concerns..... | 0 | 0 | 1 | 25 | 100.000 | 100.000 |
| Educational & Non-Profit..... | 0 | 0 | 0 | 0 | 0.000 | 0.000 |
| State Loc Gov..... | 0 | 0 | 0 | 0 | 0.000 | 0.000 |
| Non-Defined..... | 0 | 0 | 0 | 0 | 0.000 | 0.000 |
| METHODS OF PROC | | | | | | |
| 2 Step..... | 0 | 0 | 0 | 0 | 0.000 | 0.000 |
| Other Formal Adv..... | 0 | 0 | 0 | 0 | 0.000 | 0.000 |
| Neg Comp..... | 0 | 0 | 0 | 0 | 0.000 | 0.000 |
| Neg Non-Comp..... | 0 | 0 | 0 | 0 | 0.000 | 0.000 |
| Dir For Govs..... | 0 | 0 | 0 | 0 | 0.000 | 0.000 |
| Tariff or Reg..... | 0 | 0 | 0 | 0 | 0.000 | 0.000 |
| SMALL BUSINESS AWARDS | | | | | | |
| Prime..... | 0 | 0 | 1 | 25 | 100.000 | 100.000 |
| Total Set-Aside..... | 0 | 0 | 0 | 0 | 0.000 | 0.000 |
| Partial Set-Aside..... | 0 | 0 | 0 | 0 | 0.000 | 0.000 |
| LABOR SURPLUS AREA | | | | | | |
| Total Set-Aside..... | 0 | 0 | 0 | 0 | 0.000 | 0.000 |
| Tie Bid Pref..... | 0 | 0 | 0 | 0 | 0.000 | 0.000 |
| Tot LSA Sm Set-Aside..... | 0 | 0 | 0 | 0 | 0.000 | 0.000 |
| SUB-TOTAL..... | 0 | 0 | 0 | 0 | 0.000 | 0.000 |
| No Pref Given..... | 0 | 0 | 1 | 25 | 100.000 | 100.000 |
| MINORITY & DISADVANT | | | | | | |
| Lg Minority..... | 0 | 0 | 0 | 0 | 0.000 | 0.000 |
| Sm Minority..... | 0 | 0 | 0 | 0 | 0.000 | 0.000 |
| 8a Minority..... | 0 | 0 | 0 | 0 | 0.000 | 0.000 |
| SUB-TOTAL..... | 0 | 0 | 0 | 0 | 0.000 | 0.000 |
| WOMEN OWNED..... | | | | | | |
| | 0 | 0 | 1 | 25 | 100.000 | 100.000 |
| TYPE OF CONTRACT | | | | | | |
| Fixed Price..... | 0 | 0 | 1 | 25 | 100.000 | 100.000 |
| Cost..... | 0 | 0 | 0 | 0 | 0.000 | 0.000 |
| Time & Material..... | 0 | 0 | 0 | 0 | 0.000 | 0.000 |
| Labor Hour..... | 0 | 0 | 0 | 0 | 0.000 | 0.000 |
| Multi Year..... | 0 | 0 | 0 | 0 | 0.000 | 0.000 |
| SUBJECT TO STAT REQ | | | | | | |
| Walsh Healey Mfr..... | 0 | 0 | 0 | 0 | 0.000 | 0.000 |
| Walsh Healey Dir..... | 0 | 0 | 0 | 0 | 0.000 | 0.000 |
| Service Contracts..... | 0 | 0 | 1 | 25 | 100.000 | 100.000 |
| Davis Bacon..... | 0 | 0 | 0 | 0 | 0.000 | 0.000 |
| Not Subject To..... | 0 | 0 | 0 | 0 | 0.000 | 0.000 |
| KIND OF CONTRACT | | | | | | |
| Initial Letter..... | 0 | 0 | 0 | 0 | 0.000 | 0.000 |
| Def Superseded Ltr..... | 0 | 0 | 0 | 0 | 0.000 | 0.000 |
| Definitive..... | 0 | 0 | 1 | 25 | 100.000 | 100.000 |
| Internal Order..... | 0 | 0 | 0 | 0 | 0.000 | 0.000 |
| Modification..... | 0 | 0 | 0 | 0 | 0.000 | 0.000 |
| GSA Schedule..... | 0 | 0 | 0 | 0 | 0.000 | 0.000 |
| External Order..... | 0 | 0 | 0 | 0 | 0.000 | 0.000 |
| Term For Default..... | 0 | 0 | 0 | 0 | 0.000 | 0.000 |
| Term For Conven..... | 0 | 0 | 0 | 0 | 0.000 | 0.000 |
| PRODUCT OR SERVICE | | | | | | |
| Supplies & Equipment..... | 0 | 0 | 0 | 0 | 0.000 | 0.000 |
| Research & Development..... | 0 | 0 | 0 | 0 | 0.000 | 0.000 |
| Construction..... | 0 | 0 | 0 | 0 | 0.000 | 0.000 |
| Architect Engineer..... | 0 | 0 | 0 | 0 | 0.000 | 0.000 |
| Automatic Data Processing Services..... | 0 | 0 | 0 | 0 | 0.000 | 0.000 |
| ADP Equipment, Purchase & Lease..... | 0 | 0 | 0 | 0 | 0.000 | 0.000 |
| Real Property, Purchase & Lease..... | 0 | 0 | 0 | 0 | 0.000 | 0.000 |
| Other Services..... | 0 | 0 | 1 | 25 | 100.000 | 100.000 |
| Consultant Services..... | 0 | 0 | 0 | 0 | 0.000 | 0.000 |

NATIONAL AERONAUTICS & SPACE ADMIN SNAPSHOT REPORT

Actions Reported in Summary on SF281

Fourth Quarter Fiscal Year 1986

Part I - Total Prime Acquisition Actions

| Acquisition Method | Number of Actions | Net Dollar Amount (000) | | | | |
|--|-------------------|-------------------------|-------------------------|-------------------------|---------------------------------------|------------------------------|
| | | Total | Small Business Concerns | Large Business Concerns | Educational & Non-Profit Institutions | Outside U.S./ Outlying Areas |
| 1. TOTAL (2+7+8)..... | 24,075 | 30,196 | | | | |
| 2. Subtotal (3+4+5+6)..... | 24,075 | 30,196 | 26,736 | 15,118 | 585 | -12,243 |
| 3. Formally Advertised (Including 2 Step) | 0 | 0 | 0 | 0 | 0 | 0 |
| 4. Negotiated Competitive..... | 6,973 | 15,657 | 12,813 | 3,103 | -266 | 7 |
| 5. Negotiated Non-Competitive | 13,035 | -592 | 9,321 | 1,486 | 851 | -12,250 |
| 6. Procurement Under Another Agency's Contracts..... | 4,067 | 15,131 | 4,602 | 10,529 | 0 | 0 |
| 6A. GSA Schedules..... | 4,067 | 15,131 | 4,602 | 10,529 | 0 | 0 |
| 6B. Another Agency's Contracts..... | 0 | 0 | 0 | 0 | 0 | 0 |
| 7. Directed Contracts For Foreign Governments | 0 | 0 | | | | |
| 8. Tariff Or Regulated Acquisitions..... | 0 | 0 | | | | |

Part II - Statistics on Selected Types of Acquisition

| Type of Acquisition | Number of Actions | Net Dollar Amount (000) |
|--|-------------------|-------------------------|
| 9. Small Business Total Set-Asides | 7,639 | 17,415 |
| 10. Small Business Partial Set-Asides..... | 0 | 0 |
| 11. Total Labor Surplus Area Set-Asides..... | 0 | 0 |
| 12. Total Labor Surplus Area/Small Business Set-Asides | 0 | 0 |
| 13. Acquisitions From Minority And Disadvantaged Business Enterprises (13A+13B)..... | 318 | 868 |
| 13A. Directed To Large Or Small Minority Business Enterprises..... | 311 | 389 |
| 13B. Small Business - Disadvantaged 8(A) | 7 | 479 |
| 14. Women-Owned Business..... | 802 | 402 |

Fourth Quarter Fiscal Year 1986 Year to Date

Part I - Total Prime Acquisition Actions

| Acquisition Method | Number of Actions | Net Dollar Amount (000) | | | | |
|--|-------------------|-------------------------|-------------------------|-------------------------|---------------------------------------|------------------------------|
| | | Total | Small Business Concerns | Large Business Concerns | Educational & Non-Profit Institutions | Outside U.S./ Outlying Areas |
| 1. TOTAL (2+7+8)..... | 87,378 | 166,239 | | | | |
| 2. Subtotal (3+4+5+6)..... | 87,378 | 166,239 | 87,054 | 74,965 | 3,627 | 593 |
| 3. Formally Advertised (Including 2 Step) | 17 | 2,075 | 1,436 | 639 | 0 | 0 |
| 4. Negotiated Competitive..... | 25,142 | 54,067 | 44,135 | 9,525 | 400 | 7 |
| 5. Negotiated Non-Competitive | 48,531 | 61,313 | 28,990 | 28,510 | 3,227 | 586 |
| 6. Procurement Under Another Agency's Contracts..... | 13,688 | 48,784 | 12,493 | 36,291 | 0 | 0 |
| 6A. GSA Schedules..... | 13,688 | 48,784 | 12,493 | 36,291 | 0 | 0 |
| 6B. Another Agency's Contracts..... | 0 | 0 | 0 | 0 | 0 | 0 |
| 7. Directed Contracts For Foreign Governments | 0 | 0 | | | | |
| 8. Tariff Or Regulated Acquisitions..... | 0 | 0 | | | | |

Part II - Statistics on Selected Types of Acquisition

| Type of Acquisition | Number of Actions | Net Dollar Amount (000) |
|--|-------------------|-------------------------|
| 9. Small Business Total Set-Asides | 26,911 | 58,064 |
| 10. Small Business Partial Set-Asides..... | 0 | 0 |
| 11. Total Labor Surplus Area Set-Asides..... | 0 | 0 |
| 12. Total Labor Surplus Area/Small Business Set-Asides | 0 | 0 |
| 13. Acquisitions From Minority And Disadvantaged Business Enterprises (13A+13B)..... | 1,083 | 2,084 |
| 13A. Directed To Large Or Small Minority Business Enterprises..... | 1,065 | 1,077 |
| 13B. Small Business - Disadvantaged 8(A) | 18 | 1,007 |
| 14. Women-Owned Business..... | 2,803 | 2,241 |

NATIONAL AERONAUTICS & SPACE ADMIN SNAPSHOT REPORT

Actions Reported Individually on SF279 Fourth Quarter Fiscal Year 1986 and Year to Date

| | 4th Qtr Actions | 4th Qtr Dollars (000) | YTD Actions | YTD Dollars (000) | YTD % Actions | YTD % Dollars |
|--|--------------------|--------------------------|-------------|----------------------|------------------|------------------|
| NATIONAL AERONAUTICS & SPACE ADMIN | 3,545 | 1,589,346 | 11,911 | 7,326,802 | 100.000 | 100.000 |
| TYPE CONTRACTOR | | | | | | |
| Bus Concerns | 3,016 | 1,387,807 | 10,083 | 6,182,007 | 84.653 | 84.375 |
| Educational & Non-Profit | 352 | 171,515 | 1,169 | 1,011,615 | 9.814 | 13.807 |
| State Loc Gov | 148 | 14,425 | 546 | 69,121 | 4.584 | 0.943 |
| Non-Defined | 29 | 15,599 | 113 | 64,059 | 0.949 | 0.874 |
| METHODS OF PROC | | | | | | |
| 2 Step | 0 | 0 | 0 | 0 | 0.000 | 0.000 |
| Other Formal Adv | 71 | 1,442 | 324 | 12,100 | 2.720 | 0.165 |
| Neg Comp | 987 | 923,663 | 4,136 | 4,524,092 | 34.724 | 61.747 |
| Neg Non-Comp | 1,029 | 419,720 | 3,999 | 2,215,647 | 33.574 | 30.240 |
| Dir For Govs | 0 | 0 | 0 | 0 | 0.000 | 0.000 |
| Tariff or Reg | 5 | 779 | 18 | 10,766 | 0.151 | 0.147 |
| SMALL BUSINESS AWARDS | | | | | | |
| Prime | 1,407 | 149,682 | 4,537 | 583,835 | 38.091 | 7.968 |
| Total Set-Aside | 152 | 17,080 | 685 | 111,796 | 5.751 | 1.526 |
| Partial Set-Aside | 2 | 75 | 3 | 105 | 0.025 | 0.001 |
| LABOR SURPLUS AREA | | | | | | |
| Total Set-Aside | 1 | 179 | 1 | 179 | 0.008 | 0.002 |
| Tie Bid Pref | 0 | 0 | 0 | 0 | 0.000 | 0.000 |
| Tot LSA Sm Set-Aside | 54 | 3,405 | 172 | 16,744 | 1.444 | 0.229 |
| SUB-TOTAL | 55 | 3,584 | 173 | 16,923 | 1.452 | 0.231 |
| No Pref Given | 3,490 | 1,585,762 | 11,738 | 7,309,879 | 98.548 | 99.769 |
| MINORITY & DISADVANT | | | | | | |
| Lg Minority | 16 | 5,604 | 44 | 19,297 | 0.369 | 0.263 |
| Sm Minority | 77 | 12,749 | 296 | 58,578 | 2.485 | 0.800 |
| Ba Minority | 241 | 37,694 | 796 | 147,673 | 6.683 | 2.016 |
| SUB-TOTAL | 334 | 56,047 | 1,136 | 225,548 | 9.537 | 3.078 |
| WOMEN OWNED | | | | | | |
| | 82 | 10,512 | 281 | 47,724 | 2.359 | 0.651 |
| TYPE OF CONTRACT | | | | | | |
| Fixed Price | 1,815 | 250,800 | 5,861 | 954,240 | 49.207 | 13.024 |
| Cost | 1,684 | 1,336,722 | 5,885 | 6,364,232 | 49.408 | 86.862 |
| Time & Material | 40 | 1,683 | 150 | 7,791 | 1.259 | 0.106 |
| Labor Hour | 6 | 141 | 15 | 539 | 0.126 | 0.007 |
| Multi Year | 0 | 0 | 0 | 0 | 0.000 | 0.000 |
| SUBJECT TO STAT REQ | | | | | | |
| Walsh Healey Mfr | 765 | 337,929 | 2,568 | 1,410,734 | 21.560 | 19.254 |
| Walsh Healey Dlr | 294 | 104,348 | 1,065 | 288,226 | 8.941 | 3.934 |
| Service Contracts | 501 | 429,523 | 1,779 | 1,670,415 | 14.936 | 22.799 |
| Davis Bacon | 341 | 71,571 | 1,026 | 234,118 | 8.614 | 3.195 |
| Not Subject To | 1,644 | 645,975 | 5,473 | 3,723,309 | 45.949 | 50.818 |
| KIND OF CONTRACT | | | | | | |
| Initial Letter | 12 | 1,791 | 39 | 5,679 | 0.327 | 0.078 |
| Def Supersd Ltr | 1 | 30 | 2 | 80 | 0.017 | 0.001 |
| Definitive | 608 | 154,281 | 1,774 | 427,173 | 14.894 | 5.830 |
| Internal Order | 2 | 66 | 6 | 527 | 0.050 | 0.007 |
| Modification | 2,733 | 1,418,679 | 9,520 | 6,846,210 | 79.926 | 93.441 |
| GSA Schedule | 182 | 13,871 | 538 | 45,601 | 4.517 | 0.622 |
| External Order | 7 | 628 | 29 | 1,654 | 0.243 | 0.023 |
| Term For Default | 0 | 0 | 0 | 0 | 0.000 | 0.000 |
| Term For Conven | 0 | 0 | 3 | -122 | 0.025 | -0.002 |
| PRODUCT OR SERVICE | | | | | | |
| Supplies & Equipment | 429 | 60,397 | 1,299 | 258,057 | 10.906 | 3.522 |
| Research & Development | 1,203 | 778,436 | 4,397 | 3,986,480 | 36.915 | 54.410 |
| Construction | 370 | 81,460 | 1,125 | 273,331 | 9.445 | 3.731 |
| Architect Engineer | 92 | 4,983 | 274 | 22,105 | 2.300 | 0.302 |
| Automatic Data Processing Services | 116 | 67,376 | 397 | 244,541 | 3.333 | 3.338 |
| ADP Equipment, Purchase & Lease | 342 | 34,696 | 1,016 | 106,810 | 8.530 | 1.458 |
| Real Property, Purchase & Lease | 1 | 250 | 12 | 998 | 0.101 | 0.014 |
| Other Services | 992 | 561,748 | 3,391 | 2,434,480 | 28.469 | 33.227 |
| Consultant Services | 4 | 1,276 | 9 | 2,424 | 0.076 | 0.033 |

NAT'L ARCHIVES & RECORDS ADM SNAPSHOT REPORT

Actions Reported in Summary on SF281

Fourth Quarter Fiscal Year 1986

Part I - Total Prime Acquisition Actions

| Acquisition Method | Number of Actions | Net Dollar Amount (000) | | | | |
|--|-------------------|-------------------------|-------------------------|-------------------------|---------------------------------------|------------------------------|
| | | Total | Small Business Concerns | Large Business Concerns | Educational & Non-Profit Institutions | Outside U.S./ Outlying Areas |
| 1. TOTAL (2+7+8)..... | 1,604 | 1,440 | | | | |
| 2. Subtotal (3+4+5+6)..... | 1,557 | 1,393 | 825 | 557 | 11 | 0 |
| 3. Formally Advertised (Including 2 Step)..... | 4 | 69 | 69 | 0 | 0 | 0 |
| 4. Negotiated Competitive..... | 355 | 256 | 204 | 50 | 2 | 0 |
| 5. Negotiated Non-Competitive..... | 683 | 152 | 107 | 41 | 4 | 0 |
| 6. Procurement Under Another Agency's Contracts..... | 515 | 916 | 445 | 466 | 5 | 0 |
| 6A. GSA Schedules..... | 514 | 910 | 445 | 460 | 5 | 0 |
| 6B. Another Agency's Contracts..... | 1 | 6 | 0 | 6 | 0 | 0 |
| 7. Directed Contracts For Foreign Governments..... | 0 | 0 | | | | |
| 8. Tariff Or Regulated Acquisitions..... | 47 | 47 | | | | |

Part II - Statistics on Selected Types of Acquisition

| Type of Acquisition | Number of Actions | Net Dollar Amount (000) |
|--|-------------------|-------------------------|
| 9. Small Business Total Set-Asides..... | 354 | 263 |
| 10. Small Business Partial Set-Asides..... | 0 | 0 |
| 11. Total Labor Surplus Area Set-Asides..... | 0 | 0 |
| 12. Total Labor Surplus Area/Small Business Set-Asides..... | 0 | 0 |
| 13. Acquisitions From Minority And Disadvantaged Business Enterprises (13A + 13B)..... | 0 | 0 |
| 13A. Directed To Large Or Small Minority Business Enterprises..... | 0 | 0 |
| 13B. Small Business - Disadvantaged 8(A)..... | 0 | 0 |
| 14. Women-Owned Business..... | 1 | 1 |

Fourth Quarter Fiscal Year 1986 Year to Date

Part I - Total Prime Acquisition Actions

| Acquisition Method | Number of Actions | Net Dollar Amount (000) | | | | |
|--|-------------------|-------------------------|-------------------------|-------------------------|---------------------------------------|------------------------------|
| | | Total | Small Business Concerns | Large Business Concerns | Educational & Non-Profit Institutions | Outside U.S./ Outlying Areas |
| 1. TOTAL (2+7+8)..... | 7,444 | 3,873 | | | | |
| 2. Subtotal (3+4+5+6)..... | 7,329 | 3,789 | 2,219 | 1,538 | 32 | 0 |
| 3. Formally Advertised (Including 2 Step)..... | 4 | 69 | 69 | 0 | 0 | 0 |
| 4. Negotiated Competitive..... | 1,990 | 960 | 747 | 211 | 2 | 0 |
| 5. Negotiated Non-Competitive..... | 3,443 | 652 | 489 | 138 | 25 | 0 |
| 6. Procurement Under Another Agency's Contracts..... | 1,892 | 2,108 | 914 | 1,189 | 5 | 0 |
| 6A. GSA Schedules..... | 1,829 | 2,087 | 909 | 1,173 | 5 | 0 |
| 6B. Another Agency's Contracts..... | 63 | 21 | 5 | 16 | 0 | 0 |
| 7. Directed Contracts For Foreign Governments..... | 0 | 0 | | | | |
| 8. Tariff Or Regulated Acquisitions..... | 115 | 84 | | | | |

Part II - Statistics on Selected Types of Acquisition

| Type of Acquisition | Number of Actions | Net Dollar Amount (000) |
|--|-------------------|-------------------------|
| 9. Small Business Total Set-Asides..... | 2,144 | 866 |
| 10. Small Business Partial Set-Asides..... | 0 | 0 |
| 11. Total Labor Surplus Area Set-Asides..... | 0 | 0 |
| 12. Total Labor Surplus Area/Small Business Set-Asides..... | 0 | 0 |
| 13. Acquisitions From Minority And Disadvantaged Business Enterprises (13A + 13B)..... | 1 | 1 |
| 13A. Directed To Large Or Small Minority Business Enterprises..... | 0 | 0 |
| 13B. Small Business - Disadvantaged 8(A)..... | 1 | 1 |
| 14. Women-Owned Business..... | 155 | 63 |

NAT'L ARCHIVES & RECORDS ADM SNAPSHOT REPORT

Actions Reported Individually on SF279

Fourth Quarter Fiscal Year 1986 and Year to Date

| | 4th Qtr Actions | 4th Qtr Dollars (000) | YTD Actions | YTD Dollars (000) | YTD % Actions | YTD % Dollars |
|--|--------------------|--------------------------|-------------|----------------------|------------------|------------------|
| NAT'L ARCHIVES & RECORDS ADM | 25 | 2,328 | 82 | 4,736 | 100.000 | 100.000 |
| TYPE CONTRACTOR | | | | | | |
| Bus Concerns | 25 | 2,328 | 82 | 4,736 | 100.000 | 100.000 |
| Educational & Non-Profit | 0 | 0 | 0 | 0 | 0.000 | 0.000 |
| State Loc Gov | 0 | 0 | 0 | 0 | 0.000 | 0.000 |
| Non-Defined | 0 | 0 | 0 | 0 | 0.000 | 0.000 |
| METHODS OF PROC | | | | | | |
| 2 Step | 0 | 0 | 0 | 0 | 0.000 | 0.000 |
| Other Formal Adv | 0 | 0 | 0 | 0 | 0.000 | 0.000 |
| Neg Comp | 8 | 341 | 47 | 1,926 | 57.317 | 40.667 |
| Neg Non-Comp | 0 | 0 | 0 | 0 | 0.000 | 0.000 |
| Dir For Govs | 0 | 0 | 0 | 0 | 0.000 | 0.000 |
| Tariff or Reg | 0 | 0 | 0 | 0 | 0.000 | 0.000 |
| SMALL BUSINESS AWARDS | | | | | | |
| Prime | 13 | 662 | 27 | 1,576 | 32.927 | 33.277 |
| Total Set-Aside | 0 | 0 | 0 | 0 | 0.000 | 0.000 |
| Partial Set-Aside | 0 | 0 | 0 | 0 | 0.000 | 0.000 |
| LABOR SURPLUS AREA | | | | | | |
| Total Set-Aside | 0 | 0 | 0 | 0 | 0.000 | 0.000 |
| Tie Bid Pref | 0 | 0 | 0 | 0 | 0.000 | 0.000 |
| Tot LSA Sm Set-Aside | 0 | 0 | 0 | 0 | 0.000 | 0.000 |
| SUB-TOTAL | 0 | 0 | 0 | 0 | 0.000 | 0.000 |
| No Pref Given | 25 | 2,328 | 82 | 4,736 | 100.000 | 100.000 |
| MINORITY & DISADVANT | | | | | | |
| Lg Minority | 0 | 0 | 0 | 0 | 0.000 | 0.000 |
| Sm Minority | 0 | 0 | 0 | 0 | 0.000 | 0.000 |
| 8a Minority | 0 | 0 | 0 | 0 | 0.000 | 0.000 |
| SUB-TOTAL | 0 | 0 | 0 | 0 | 0.000 | 0.000 |
| WOMEN OWNED | 0 | 0 | 1 | 17 | 1.220 | 0.359 |
| TYPE OF CONTRACT | | | | | | |
| Fixed Price | 25 | 2,328 | 82 | 4,736 | 100.000 | 100.000 |
| Cost | 0 | 0 | 0 | 0 | 0.000 | 0.000 |
| Time & Material | 0 | 0 | 0 | 0 | 0.000 | 0.000 |
| Labor Hour | 0 | 0 | 0 | 0 | 0.000 | 0.000 |
| Multi Year | 4 | 197 | 9 | 715 | 10.976 | 15.097 |
| SUBJECT TO STAT REQ | | | | | | |
| Walsh Healey Mfr | 17 | 1,954 | 53 | 3,136 | 64.634 | 66.216 |
| Walsh Healey Dir | 1 | 62 | 4 | 144 | 4.878 | 3.041 |
| Service Contracts | 4 | 196 | 21 | 1,317 | 25.610 | 27.808 |
| Davis Bacon | 0 | 0 | 1 | 23 | 1.220 | 0.486 |
| Not Subject To | 3 | 116 | 3 | 116 | 3.659 | 2.449 |
| KIND OF CONTRACT | | | | | | |
| Initial Letter | 0 | 0 | 0 | 0 | 0.000 | 0.000 |
| Def Supersd Ltr | 0 | 0 | 0 | 0 | 0.000 | 0.000 |
| Definitive | 8 | 443 | 11 | 905 | 13.415 | 19.109 |
| Internal Order | 3 | 1,062 | 9 | 1,330 | 10.976 | 28.083 |
| Modification | 0 | 0 | 0 | 0 | 0.000 | 0.000 |
| GSA Schedule | 14 | 823 | 58 | 2,172 | 70.732 | 45.861 |
| External Order | 0 | 0 | 4 | 329 | 4.878 | 6.947 |
| Term For Default | 0 | 0 | 0 | 0 | 0.000 | 0.000 |
| Term For Conven | 0 | 0 | 0 | 0 | 0.000 | 0.000 |
| PRODUCT OR SERVICE | | | | | | |
| Supplies & Equipment | 13 | 594 | 30 | 1,167 | 36.585 | 24.641 |
| Research & Development | 0 | 0 | 0 | 0 | 0.000 | 0.000 |
| Construction | 0 | 0 | 1 | 23 | 1.220 | 0.486 |
| Architect Engineer | 0 | 0 | 0 | 0 | 0.000 | 0.000 |
| Automatic Data Processing Services | 0 | 0 | 0 | 0 | 0.000 | 0.000 |
| ADP Equipment, Purchase & Lease | 6 | 1,421 | 12 | 1,586 | 14.634 | 33.488 |
| Real Property, Purchase & Lease | 0 | 0 | 0 | 0 | 0.000 | 0.000 |
| Other Services | 6 | 313 | 39 | 1,960 | 47.561 | 41.385 |
| Consultant Services | 0 | 0 | 2 | 247 | 2.439 | 5.215 |

NATIONAL CAPITAL PLANNING COMMISSION SNAPSHOT REPORT

Actions Reported in Summary on SF281

Fourth Quarter Fiscal Year 1986

Part I - Total Prime Acquisition Actions

| Acquisition Method | Number of Actions | Net Dollar Amount (000) | | | | |
|--|-------------------|-------------------------|-------------------------|-------------------------|---------------------------------------|------------------------------|
| | | Total | Small Business Concerns | Large Business Concerns | Educational & Non-Profit Institutions | Outside U.S./ Outlying Areas |
| 1. TOTAL (2+7+8)..... | | | | | | |
| 2. Subtotal (3+4+5+6)..... | | | | | | |
| 3. Formally Advertised (Including 2 Step) | | | | | | |
| 4. Negotiated Competitive..... | | | | | | |
| 5. Negotiated Non-Competitive | | | | | | |
| 6. Procurement Under Another Agency's Contracts..... | | | | | | |
| 6A. GSA Schedules..... | | | | | | |
| 6B. Another Agency's Contracts..... | | | | | | |
| 7. Directed Contracts For Foreign Governments | | | | | | |
| 8. Tariff Or Regulated Acquisitions..... | | | | | | |

Part II - Statistics on Selected Types of Acquisition

| Type of Acquisition | Number of Actions | Net Dollar Amount (000) |
|--|-------------------|-------------------------|
| 9. Small Business Total Set-Asides..... | | |
| 10. Small Business Partial Set-Asides..... | | |
| 11. Total Labor Surplus Area Set-Asides..... | | |
| 12. Total Labor Surplus Area/Small Business Set-Asides | | |
| 13. Acquisitions From Minority And Disadvantaged Business Enterprises (13A + 13B)..... | | |
| 13A. Directed To Large Or Small Minority Business Enterprises..... | | |
| 13B. Small Business - Disadvantaged 8(A) | | |
| 14. Women-Owned Business..... | | |

*** FAILED TO REPORT ***

Fourth Quarter Fiscal Year 1986 Year to Date

Part I - Total Prime Acquisition Actions

| Acquisition Method | Number of Actions | Net Dollar Amount (000) | | | | |
|--|-------------------|-------------------------|-------------------------|-------------------------|---------------------------------------|------------------------------|
| | | Total | Small Business Concerns | Large Business Concerns | Educational & Non-Profit Institutions | Outside U.S./ Outlying Areas |
| 1. TOTAL (2+7+8)..... | 146 | 50 | | | | |
| 2. Subtotal (3+4+5+6)..... | 146 | 50 | 24 | 22 | 4 | 0 |
| 3. Formally Advertised (Including 2 Step) | 0 | 0 | 0 | 0 | 0 | 0 |
| 4. Negotiated Competitive..... | 93 | 18 | 8 | 10 | 0 | 0 |
| 5. Negotiated Non-Competitive | 21 | 10 | 3 | 3 | 4 | 0 |
| 6. Procurement Under Another Agency's Contracts..... | 32 | 22 | 13 | 9 | 0 | 0 |
| 6A. GSA Schedules..... | 24 | 15 | 6 | 9 | 0 | 0 |
| 6B. Another Agency's Contracts..... | 8 | 7 | 7 | 0 | 0 | 0 |
| 7. Directed Contracts For Foreign Governments | 0 | 0 | | | | |
| 8. Tariff Or Regulated Acquisitions..... | 0 | 0 | | | | |

Part II - Statistics on Selected Types of Acquisition

| Type of Acquisition | Number of Actions | Net Dollar Amount (000) |
|--|-------------------|-------------------------|
| 9. Small Business Total Set-Asides..... | 0 | 0 |
| 10. Small Business Partial Set-Asides..... | 0 | 0 |
| 11. Total Labor Surplus Area Set-Asides..... | 0 | 0 |
| 12. Total Labor Surplus Area/Small Business Set-Asides | 0 | 0 |
| 13. Acquisitions From Minority And Disadvantaged Business Enterprises (13A + 13B)..... | 0 | 0 |
| 13A. Directed To Large Or Small Minority Business Enterprises..... | 0 | 0 |
| 13B. Small Business - Disadvantaged 8(A) | 0 | 0 |
| 14. Women-Owned Business..... | 9 | 8 |

NATIONAL CAPITAL PLANNING COMMISSION SNAPSHOT REPORT

Actions Reported Individually on SF279 Fourth Quarter Fiscal Year 1986 and Year to Date

| | 4th Qtr Actions | 4th Qtr Dollars (000) | YTD Actions | YTD Dollars (000) | YTD % Actions | YTD % Dollars |
|--|--------------------|--------------------------|-------------|----------------------|------------------|------------------|
| NATIONAL CAPITAL PLANNING COMMISSION | | | 0 | 0 | 0.000 | 0.000 |
| TYPE CONTRACTOR | | | | | | |
| Bus Concerns | | | 0 | 0 | 0.000 | 0.000 |
| Educational & Non-Profit | | | 0 | 0 | 0.000 | 0.000 |
| State Loc Gov | | | 0 | 0 | 0.000 | 0.000 |
| Non-Defined | | | 0 | 0 | 0.000 | 0.000 |
| METHODS OF PROC | | | | | | |
| 2 Step | | | 0 | 0 | 0.000 | 0.000 |
| Other Formal Adv | | | 0 | 0 | 0.000 | 0.000 |
| Neg Comp | | | 0 | 0 | 0.000 | 0.000 |
| Neg Non-Comp | | | 0 | 0 | 0.000 | 0.000 |
| Dir For Govs | | | 0 | 0 | 0.000 | 0.000 |
| Tariff or Reg | | | 0 | 0 | 0.000 | 0.000 |
| SMALL BUSINESS AWARDS | | | | | | |
| Prime | | | 0 | 0 | 0.000 | 0.000 |
| Total Set-Aside | | | 0 | 0 | 0.000 | 0.000 |
| Partial Set-Aside | | | 0 | 0 | 0.000 | 0.000 |
| LABOR SURPLUS AREA | | | | | | |
| Total Set-Aside | | | 0 | 0 | 0.000 | 0.000 |
| Tie Bid Pref | | | 0 | 0 | 0.000 | 0.000 |
| Tot LSA Sm Set-Aside | | | 0 | 0 | 0.000 | 0.000 |
| SUB-TOTAL | | | 0 | 0 | 0.000 | 0.000 |
| No Pref Given | | | 0 | 0 | 0.000 | 0.000 |
| MINORITY & DISADVANT | | | | | | |
| Lg Minority | | | 0 | 0 | 0.000 | 0.000 |
| Sm Minority | | | 0 | 0 | 0.000 | 0.000 |
| 8a Minority | | | 0 | 0 | 0.000 | 0.000 |
| SUB-TOTAL | | | 0 | 0 | 0.000 | 0.000 |
| WOMEN OWNED | | | 0 | 0 | 0.000 | 0.000 |
| TYPE OF CONTRACT | | | | | | |
| Fixed Price | | | 0 | 0 | 0.000 | 0.000 |
| Cost | | | 0 | 0 | 0.000 | 0.000 |
| Time & Material | | | 0 | 0 | 0.000 | 0.000 |
| Labor Hour | | | 0 | 0 | 0.000 | 0.000 |
| Multi Year | | | 0 | 0 | 0.000 | 0.000 |
| SUBJECT TO STAT REQ | | | | | | |
| Walsh Healey Mfr | | | 0 | 0 | 0.000 | 0.000 |
| Walsh Healey Dir | | | 0 | 0 | 0.000 | 0.000 |
| Service Contracts | | | 0 | 0 | 0.000 | 0.000 |
| Davis Bacon | | | 0 | 0 | 0.000 | 0.000 |
| Not Subject To | | | 0 | 0 | 0.000 | 0.000 |
| KIND OF CONTRACT | | | | | | |
| Initial Letter | | | 0 | 0 | 0.000 | 0.000 |
| Def Superseded Ltr | | | 0 | 0 | 0.000 | 0.000 |
| Definitive | | | 0 | 0 | 0.000 | 0.000 |
| Internal Order | | | 0 | 0 | 0.000 | 0.000 |
| Modification | | | 0 | 0 | 0.000 | 0.000 |
| GSA Schedule | | | 0 | 0 | 0.000 | 0.000 |
| External Order | | | 0 | 0 | 0.000 | 0.000 |
| Term For Default | | | 0 | 0 | 0.000 | 0.000 |
| Term For Conven | | | 0 | 0 | 0.000 | 0.000 |
| PRODUCT OR SERVICE | | | | | | |
| Supplies & Equipment | | | 0 | 0 | 0.000 | 0.000 |
| Research & Development | | | 0 | 0 | 0.000 | 0.000 |
| Construction | | | 0 | 0 | 0.000 | 0.000 |
| Architect Engineer | | | 0 | 0 | 0.000 | 0.000 |
| Automatic Data Processing Services | | | 0 | 0 | 0.000 | 0.000 |
| ADP Equipment, Purchase & Lease | | | 0 | 0 | 0.000 | 0.000 |
| Real Property, Purchase & Lease | | | 0 | 0 | 0.000 | 0.000 |
| Other Services | | | 0 | 0 | 0.000 | 0.000 |
| Consultant Services | | | 0 | 0 | 0.000 | 0.000 |

*** FAILED TO REPORT ***

NATL FOUNDATION ON ARTS AND HUMANITIES SNAPSHOT REPORT

Actions Reported in Summary on SF281

Fourth Quarter Fiscal Year 1986

Part I - Total Prime Acquisition Actions

| Acquisition Method | Number of Actions | Net Dollar Amount (000) | | | | |
|--|-------------------|-------------------------|-------------------------|-------------------------|---------------------------------------|------------------------------|
| | | Total | Small Business Concerns | Large Business Concerns | Educational & Non-Profit Institutions | Outside U.S./ Outlying Areas |
| 1. TOTAL (2+7+8)..... | 149 | 371 | | | | |
| 2. Subtotal (3+4+5+6)..... | 149 | 371 | 289 | 82 | 0 | 0 |
| 3. Formally Advertised (Including 2 Step) | 0 | 0 | 0 | 0 | 0 | 0 |
| 4. Negotiated Competitive..... | 36 | 243 | 243 | 0 | 0 | 0 |
| 5. Negotiated Non-Competitive | 73 | 30 | 18 | 12 | 0 | 0 |
| 6. Procurement Under Another Agency's Contracts..... | 40 | 98 | 28 | 70 | 0 | 0 |
| 6A. GSA Schedules..... | 40 | 98 | 28 | 70 | 0 | 0 |
| 6B. Another Agency's Contracts..... | 0 | 0 | 0 | 0 | 0 | 0 |
| 7. Directed Contracts For Foreign Governments | 0 | 0 | | | | |
| 8. Tariff Or Regulated Acquisitions..... | 0 | 0 | | | | |

Part II - Statistics on Selected Types of Acquisition

| Type of Acquisition | Number of Actions | Net Dollar Amount (000) |
|--|-------------------|-------------------------|
| 9. Small Business Total Set-Asides | 24 | 197 |
| 10. Small Business Partial Set-Asides..... | 0 | 0 |
| 11. Total Labor Surplus Area Set-Asides | 0 | 0 |
| 12. Total Labor Surplus Area/Small Business Set-Asides | 0 | 0 |
| 13. Acquisitions From Minority And Disadvantaged Business Enterprises (13A+13B)..... | 4 | 41 |
| 13A. Directed To Large Or Small Minority Business Enterprises..... | 4 | 41 |
| 13B. Small Business - Disadvantaged 8(A) | 0 | 0 |
| 14. Women-Owned Business | 6 | 10 |

Fourth Quarter Fiscal Year 1986 Year to Date

Part I - Total Prime Acquisition Actions

| Acquisition Method | Number of Actions | Net Dollar Amount (000) | | | | |
|--|-------------------|-------------------------|-------------------------|-------------------------|---------------------------------------|------------------------------|
| | | Total | Small Business Concerns | Large Business Concerns | Educational & Non-Profit Institutions | Outside U.S./ Outlying Areas |
| 1. TOTAL (2+7+8)..... | 666 | 689 | | | | |
| 2. Subtotal (3+4+5+6)..... | 666 | 689 | 461 | 228 | 0 | 0 |
| 3. Formally Advertised (Including 2 Step) | 0 | 0 | 0 | 0 | 0 | 0 |
| 4. Negotiated Competitive..... | 259 | 350 | 327 | 23 | 0 | 0 |
| 5. Negotiated Non-Competitive | 246 | 119 | 82 | 37 | 0 | 0 |
| 6. Procurement Under Another Agency's Contracts..... | 161 | 220 | 52 | 168 | 0 | 0 |
| 6A. GSA Schedules..... | 161 | 220 | 52 | 168 | 0 | 0 |
| 6B. Another Agency's Contracts..... | 0 | 0 | 0 | 0 | 0 | 0 |
| 7. Directed Contracts For Foreign Governments | 0 | 0 | | | | |
| 8. Tariff Or Regulated Acquisitions..... | 0 | 0 | | | | |

Part II - Statistics on Selected Types of Acquisition

| Type of Acquisition | Number of Actions | Net Dollar Amount (000) |
|--|-------------------|-------------------------|
| 9. Small Business Total Set-Asides | 31 | 207 |
| 10. Small Business Partial Set-Asides..... | 0 | 0 |
| 11. Total Labor Surplus Area Set-Asides | 0 | 0 |
| 12. Total Labor Surplus Area/Small Business Set-Asides | 0 | 0 |
| 13. Acquisitions From Minority And Disadvantaged Business Enterprises (13A+13B)..... | 12 | 46 |
| 13A. Directed To Large Or Small Minority Business Enterprises..... | 12 | 46 |
| 13B. Small Business - Disadvantaged 8(A) | 0 | 0 |
| 14. Women-Owned Business | 15 | 36 |

NATL FOUNDATION ON ARTS AND HUMANITIES SNAPSHOT REPORT

Actions Reported Individually on SF279 Fourth Quarter Fiscal Year 1986 and Year to Date

| | 4th Qtr Actions | 4th Qtr Dollars (000) | YTD Actions | YTD Dollars (000) | YTD % Actions | YTD % Dollars |
|--|--------------------|--------------------------|-------------|----------------------|------------------|------------------|
| NATL FOUNDATION ON ARTS AND HUMANITIES | 2 | 58 | 18 | 865 | 100.000 | 100.000 |
| TYPE CONTRACTOR | | | | | | |
| Bus Concerns | 1 | 28 | 15 | 530 | 93.333 | 51.272 |
| Educational & Non-Profit | 1 | 30 | 3 | 335 | 16.667 | 38.728 |
| State Loc Gov | 0 | 0 | 0 | 0 | 0.000 | 0.000 |
| Non-Defined | 0 | 0 | 0 | 0 | 0.000 | 0.000 |
| METHODS OF PROC | | | | | | |
| 2 Step | 0 | 0 | 0 | 0 | 0.000 | 0.000 |
| Other Formal Adv | 0 | 0 | 0 | 0 | 0.000 | 0.000 |
| Neg Comp | 1 | 28 | 7 | 179 | 38.889 | 20.894 |
| Neg Non-Comp | 0 | 0 | 0 | 0 | 0.000 | 0.000 |
| Dir For Govs | 0 | 0 | 0 | 0 | 0.000 | 0.000 |
| Tariff or Reg | 0 | 0 | 0 | 0 | 0.000 | 0.000 |
| SMALL BUSINESS AWARDS | | | | | | |
| Prime | 1 | 28 | 6 | 121 | 33.333 | 13.988 |
| Total Set-Aside | 0 | 0 | 0 | 0 | 0.000 | 0.000 |
| Partial Set-Aside | 0 | 0 | 0 | 0 | 0.000 | 0.000 |
| LABOR SURPLUS AREA | | | | | | |
| Total Set-Aside | 0 | 0 | 0 | 0 | 0.000 | 0.000 |
| Tie Bid Pref | 0 | 0 | 0 | 0 | 0.000 | 0.000 |
| Tot LSA Sm Set-Aside | 0 | 0 | 0 | 0 | 0.000 | 0.000 |
| SUB-TOTAL | 0 | 0 | 0 | 0 | 0.000 | 0.000 |
| No Pref Given | 2 | 58 | 18 | 865 | 100.000 | 100.000 |
| MINORITY & DISADVANT | | | | | | |
| Lg Minority | 0 | 0 | 1 | 181 | 5.556 | 20.925 |
| Sm Minority | 1 | 28 | 3 | 64 | 16.667 | 7.399 |
| Ba Minority | 0 | 0 | 0 | 0 | 0.000 | 0.000 |
| SUB-TOTAL | 1 | 28 | 4 | 245 | 22.222 | 28.324 |
| WOMEN OWNED | | | | | | |
| | 0 | 0 | 0 | 0 | 0.000 | 0.000 |
| TYPE OF CONTRACT | | | | | | |
| Fixed Price | 1 | 30 | 12 | 484 | 66.667 | 55.954 |
| Cost | 0 | 0 | 2 | 305 | 11.111 | 35.260 |
| Time & Material | 0 | 0 | 1 | 12 | 5.556 | 1.387 |
| Labor Hour | 1 | 28 | 3 | 64 | 16.667 | 7.399 |
| Multi Year | 0 | 0 | 0 | 0 | 0.000 | 0.000 |
| SUBJECT TO STAT REQ | | | | | | |
| Walsh Healey Mfr | 0 | 0 | 5 | 138 | 27.778 | 15.954 |
| Walsh Healey Dlr | 0 | 0 | 0 | 0 | 0.000 | 0.000 |
| Service Contracts | 1 | 28 | 5 | 257 | 27.778 | 29.711 |
| Davis Bacon | 0 | 0 | 0 | 0 | 0.000 | 0.000 |
| Not Subject To | 1 | 30 | 8 | 470 | 44.444 | 54.335 |
| KIND OF CONTRACT | | | | | | |
| Initial Letter | 0 | 0 | 0 | 0 | 0.000 | 0.000 |
| Def Supersd Ltr | 0 | 0 | 1 | 210 | 5.556 | 24.277 |
| Definitive | 1 | 30 | 6 | 369 | 33.333 | 42.659 |
| Internal Order | 1 | 28 | 3 | 64 | 16.667 | 7.399 |
| Modification | 0 | 0 | 4 | 121 | 22.222 | 13.988 |
| GSA Schedule | 0 | 0 | 4 | 101 | 22.222 | 11.676 |
| External Order | 0 | 0 | 0 | 0 | 0.000 | 0.000 |
| Term For Default | 0 | 0 | 0 | 0 | 0.000 | 0.000 |
| Term For Conven | 0 | 0 | 0 | 0 | 0.000 | 0.000 |
| PRODUCT OR SERVICE | | | | | | |
| Supplies & Equipment | 0 | 0 | 0 | 0 | 0.000 | 0.000 |
| Research & Development | 1 | 30 | 1 | 30 | 5.556 | 3.468 |
| Construction | 0 | 0 | 0 | 0 | 0.000 | 0.000 |
| Architect Engineer | 0 | 0 | 0 | 0 | 0.000 | 0.000 |
| Automatic Data Processing Services | 1 | 28 | 3 | 64 | 16.667 | 7.399 |
| ADP Equipment, Purchase & Lease | 0 | 0 | 5 | 138 | 27.778 | 15.954 |
| Real Property, Purchase & Lease | 0 | 0 | 0 | 0 | 0.000 | 0.000 |
| Other Services | 0 | 0 | 9 | 633 | 50.000 | 73.179 |
| Consultant Services | 0 | 0 | 0 | 0 | 0.000 | 0.000 |

NATIONAL GALLERY OF ART SNAPSHOT REPORT

Actions Reported in Summary on SF281

Fourth Quarter Fiscal Year 1986

Part I - Total Prime Acquisition Actions

| Acquisition Method | Number of Actions | Net Dollar Amount (000) | | | | |
|--|-------------------|-------------------------|-------------------------|-------------------------|---------------------------------------|------------------------------|
| | | Total | Small Business Concerns | Large Business Concerns | Educational & Non-Profit Institutions | Outside U.S./ Outlying Areas |
| 1. TOTAL (2+7+8)..... | | | | | | |
| 2. Subtotal (3+4+5+6)..... | | | | | | |
| 3. Formally Advertised (Including 2 Step) | | | | | | |
| 4. Negotiated Competitive..... | | | | | | |
| 5. Negotiated Non-Competitive | | | | | | |
| 6. Procurement Under Another Agency's Contracts..... | | | | | | |
| 6A. GSA Schedules..... | | | | | | |
| 6B. Another Agency's Contracts..... | | | | | | |
| 7. Directed Contracts For Foreign Governments | | | | | | |
| 8. Tariff Or Regulated Acquisitions..... | | | | | | |

Part II - Statistics on Selected Types of Acquisition

| Type of Acquisition | Number of Actions | Net Dollar Amount (000) |
|--|-------------------|-------------------------|
| 9. Small Business Total Set-Asides..... | | |
| 10. Small Business Partial Set-Asides..... | | |
| 11. Total Labor Surplus Area Set-Asides..... | | |
| 12. Total Labor Surplus Area/Small Business Set-Asides | | |
| 13. Acquisitions From Minority And Disadvantaged Business Enterprises (13A+13B)..... | | |
| 13A. Directed To Large Or Small Minority Business Enterprises | | |
| 13B. Small Business - Disadvantaged 8(A) | | |
| 14. Women-Owned Business..... | | |

*** FAILED TO REPORT ***

Fourth Quarter Fiscal Year 1986 Year to Date

Part I - Total Prime Acquisition Actions

| Acquisition Method | Number of Actions | Net Dollar Amount (000) | | | | |
|--|-------------------|-------------------------|-------------------------|-------------------------|---------------------------------------|------------------------------|
| | | Total | Small Business Concerns | Large Business Concerns | Educational & Non-Profit Institutions | Outside U.S./ Outlying Areas |
| 1. TOTAL (2+7+8)..... | 620 | 3,321 | | | | |
| 2. Subtotal (3+4+5+6)..... | 620 | 3,321 | 3,321 | 0 | 0 | 0 |
| 3. Formally Advertised (Including 2 Step) | 0 | 0 | 0 | 0 | 0 | 0 |
| 4. Negotiated Competitive..... | 0 | 0 | 0 | 0 | 0 | 0 |
| 5. Negotiated Non-Competitive | 620 | 3,321 | 3,321 | 0 | 0 | 0 |
| 6. Procurement Under Another Agency's Contracts..... | 0 | 0 | 0 | 0 | 0 | 0 |
| 6A. GSA Schedules..... | 0 | 0 | 0 | 0 | 0 | 0 |
| 6B. Another Agency's Contracts..... | 0 | 0 | 0 | 0 | 0 | 0 |
| 7. Directed Contracts For Foreign Governments | 0 | 0 | 0 | 0 | 0 | 0 |
| 8. Tariff Or Regulated Acquisitions..... | 0 | 0 | 0 | 0 | 0 | 0 |

Part II - Statistics on Selected Types of Acquisition

| Type of Acquisition | Number of Actions | Net Dollar Amount (000) |
|--|-------------------|-------------------------|
| 9. Small Business Total Set-Asides..... | 0 | 0 |
| 10. Small Business Partial Set-Asides..... | 0 | 0 |
| 11. Total Labor Surplus Area Set-Asides..... | 0 | 0 |
| 12. Total Labor Surplus Area/Small Business Set-Asides | 0 | 0 |
| 13. Acquisitions From Minority And Disadvantaged Business Enterprises (13A+13B)..... | 0 | 0 |
| 13A. Directed To Large Or Small Minority Business Enterprises | 0 | 0 |
| 13B. Small Business - Disadvantaged 8(A) | 0 | 0 |
| 14. Women-Owned Business..... | 0 | 0 |

NATIONAL GALLERY OF ART SNAPSHOT REPORT

**Actions Reported Individually on SF279
Fourth Quarter Fiscal Year 1986 and Year to Date**

| | 4th Qtr Actions | 4th Qtr Dollars (000) | YTD Actions | YTD Dollars (000) | YTD % Actions | YTD % Dollars |
|--|--------------------|--------------------------|-------------|----------------------|------------------|------------------|
| NATIONAL GALLERY OF ART | | | 28 | 926 | 100.000 | 100.000 |
| TYPE CONTRACTOR | | | | | | |
| Bus Concerns | | | 28 | 926 | 100.000 | 100.000 |
| Educational & Non-Profit | | | 0 | 0 | 0.000 | 0.000 |
| State Loc Gov | | | 0 | 0 | 0.000 | 0.000 |
| Non-Defined | | | 0 | 0 | 0.000 | 0.000 |
| METHODS OF PROC | | | | | | |
| 2 Step | | | 0 | 0 | 0.000 | 0.000 |
| Other Formal Adv | | | 0 | 0 | 0.000 | 0.000 |
| Neg Comp | | | 0 | 0 | 0.000 | 0.000 |
| Neg Non-Comp | | | 0 | 0 | 0.000 | 0.000 |
| Dir For Govs | | | 0 | 0 | 0.000 | 0.000 |
| Tariff or Reg | | | 0 | 0 | 0.000 | 0.000 |
| SMALL BUSINESS AWARDS | | | | | | |
| Prime | | | 28 | 926 | 100.000 | 100.000 |
| Total Set-Aside | | | 0 | 0 | 0.000 | 0.000 |
| Partial Set-Aside | | | 0 | 0 | 0.000 | 0.000 |
| LABOR SURPLUS AREA | | | | | | |
| Total Set-Aside | | | 0 | 0 | 0.000 | 0.000 |
| Tie Bid Pref | | | 0 | 0 | 0.000 | 0.000 |
| Tot LSA Sm Set-Aside | | | 0 | 0 | 0.000 | 0.000 |
| SUB-TOTAL | | | | | | |
| No Pref Given | | | 28 | 926 | 100.000 | 100.000 |
| MINORITY & DISADVANT | | | | | | |
| Lg Minority | | | 0 | 0 | 0.000 | 0.000 |
| Sm Minority | | | 0 | 0 | 0.000 | 0.000 |
| 8a Minority | | | 0 | 0 | 0.000 | 0.000 |
| SUB-TOTAL | | | | | | |
| No Pref Given | | | 0 | 0 | 0.000 | 0.000 |
| WOMEN OWNED | | | | | | |
| No Pref Given | | | 0 | 0 | 0.000 | 0.000 |
| TYPE OF CONTRACT | | | | | | |
| Fixed Price | | | 18 | 724 | 64.286 | 78.186 |
| Cost | | | 0 | 0 | 0.000 | 0.000 |
| Time & Material | | | 10 | 202 | 35.714 | 21.814 |
| Labor Hour | | | 0 | 0 | 0.000 | 0.000 |
| Multi Year | | | 2 | 28 | 7.143 | 3.024 |
| SUBJECT TO STAT REQ | | | | | | |
| Walsh Healey Mfr | | | 0 | 0 | 0.000 | 0.000 |
| Walsh Healey Dir | | | 0 | 0 | 0.000 | 0.000 |
| Service Contracts | | | 0 | 0 | 0.000 | 0.000 |
| Davis Bacon | | | 0 | 0 | 0.000 | 0.000 |
| Not Subject To | | | 28 | 926 | 100.000 | 100.000 |
| KIND OF CONTRACT | | | | | | |
| Initial Letter | | | 0 | 0 | 0.000 | 0.000 |
| Def Supersd Ltr | | | 0 | 0 | 0.000 | 0.000 |
| Definitive | | | 25 | 881 | 89.286 | 95.140 |
| Internal Order | | | 0 | 0 | 0.000 | 0.000 |
| Modification | | | 3 | 45 | 10.714 | 4.860 |
| GSA Schedule | | | 0 | 0 | 0.000 | 0.000 |
| External Order | | | 0 | 0 | 0.000 | 0.000 |
| Term For Default | | | 0 | 0 | 0.000 | 0.000 |
| Term For Conven | | | 0 | 0 | 0.000 | 0.000 |
| PRODUCT OR SERVICE | | | | | | |
| Supplies & Equipment | | | 4 | 197 | 14.286 | 21.274 |
| Research & Development | | | 0 | 0 | 0.000 | 0.000 |
| Construction | | | 20 | 646 | 71.429 | 69.762 |
| Architect Engineer | | | 1 | 17 | 3.571 | 1.836 |
| Automatic Data Processing Services | | | 0 | 0 | 0.000 | 0.000 |
| ADP Equipment, Purchase & Lease | | | 0 | 0 | 0.000 | 0.000 |
| Real Property, Purchase & Lease | | | 0 | 0 | 0.000 | 0.000 |
| Other Services | | | 3 | 66 | 10.714 | 7.127 |
| Consultant Services | | | 0 | 0 | 0.000 | 0.000 |

*** FAILED TO REPORT ***

NATIONAL LABOR RELATIONS BOARD SNAPSHOT REPORT

Actions Reported in Summary on SF281

Fourth Quarter Fiscal Year 1986

Part I - Total Prime Acquisition Actions

| Acquisition Method | Number of Actions | Net Dollar Amount (000) | | | | |
|--|-------------------|-------------------------|-------------------------|-------------------------|---------------------------------------|------------------------------|
| | | Total | Small Business Concerns | Large Business Concerns | Educational & Non-Profit Institutions | Outside U.S./ Outlying Areas |
| 1. TOTAL (2+7+8)..... | 354 | 437 | | | | |
| 2. Subtotal (3+4+5+6)..... | 353 | 433 | 54 | 379 | 0 | 0 |
| 3. Formally Advertised (Including 2 Step)..... | 0 | 0 | 0 | 0 | 0 | 0 |
| 4. Negotiated Competitive..... | 226 | 168 | 41 | 127 | 0 | 0 |
| 5. Negotiated Non-Competitive..... | 0 | 0 | 0 | 0 | 0 | 0 |
| 6. Procurement Under Another Agency's Contracts..... | 127 | 265 | 13 | 252 | 0 | 0 |
| 6A. GSA Schedules..... | 127 | 265 | 13 | 252 | 0 | 0 |
| 6B. Another Agency's Contracts..... | 0 | 0 | 0 | 0 | 0 | 0 |
| 7. Directed Contracts For Foreign Governments..... | 0 | 0 | | | | |
| 8. Tariff Or Regulated Acquisitions..... | 1 | 4 | | | | |

Part II - Statistics on Selected Types of Acquisition

| Type of Acquisition | Number of Actions | Net Dollar Amount (000) |
|--|-------------------|-------------------------|
| 9. Small Business Total Set-Asides..... | 0 | 0 |
| 10. Small Business Partial Set-Asides..... | 0 | 0 |
| 11. Total Labor Surplus Area Set-Asides..... | 0 | 0 |
| 12. Total Labor Surplus Area/Small Business Set-Asides..... | 0 | 0 |
| 13. Acquisitions From Minority And Disadvantaged Business Enterprises (13A+13B)..... | 0 | 0 |
| 13A. Directed To Large Or Small Minority Business Enterprises..... | 0 | 0 |
| 13B. Small Business - Disadvantaged 8(A)..... | 0 | 0 |
| 14. Women-Owned Business..... | 7 | 4 |

Fourth Quarter Fiscal Year 1986 Year to Date

Part I - Total Prime Acquisition Actions

| Acquisition Method | Number of Actions | Net Dollar Amount (000) | | | | |
|--|-------------------|-------------------------|-------------------------|-------------------------|---------------------------------------|------------------------------|
| | | Total | Small Business Concerns | Large Business Concerns | Educational & Non-Profit Institutions | Outside U.S./ Outlying Areas |
| 1. TOTAL (2+7+8)..... | 1,288 | 1,627 | | | | |
| 2. Subtotal (3+4+5+6)..... | 1,278 | 1,607 | 456 | 1,148 | 3 | 0 |
| 3. Formally Advertised (Including 2 Step)..... | 8 | 52 | 48 | 4 | 0 | 0 |
| 4. Negotiated Competitive..... | 492 | 378 | 207 | 168 | 3 | 0 |
| 5. Negotiated Non-Competitive..... | 229 | 159 | 51 | 108 | 0 | 0 |
| 6. Procurement Under Another Agency's Contracts..... | 549 | 1,018 | 150 | 868 | 0 | 0 |
| 6A. GSA Schedules..... | 549 | 1,018 | 150 | 868 | 0 | 0 |
| 6B. Another Agency's Contracts..... | 0 | 0 | 0 | 0 | 0 | 0 |
| 7. Directed Contracts For Foreign Governments..... | 0 | 0 | | | | |
| 8. Tariff Or Regulated Acquisitions..... | 10 | 20 | | | | |

Part II - Statistics on Selected Types of Acquisition

| Type of Acquisition | Number of Actions | Net Dollar Amount (000) |
|--|-------------------|-------------------------|
| 9. Small Business Total Set-Asides..... | 0 | 0 |
| 10. Small Business Partial Set-Asides..... | 0 | 0 |
| 11. Total Labor Surplus Area Set-Asides..... | 0 | 0 |
| 12. Total Labor Surplus Area/Small Business Set-Asides..... | 0 | 0 |
| 13. Acquisitions From Minority And Disadvantaged Business Enterprises (13A+13B)..... | 16 | 11 |
| 13A. Directed To Large Or Small Minority Business Enterprises..... | 16 | 11 |
| 13B. Small Business - Disadvantaged 8(A)..... | 0 | 0 |
| 14. Women-Owned Business..... | 50 | 27 |

NATIONAL LABOR RELATIONS BOARD SNAPSHOT REPORT

Actions Reported Individually on SF279 Fourth Quarter Fiscal Year 1986 and Year to Date

| | 4th Qtr Actions | 4th Qtr Dollars (000) | YTD Actions | YTD Dollars (000) | YTD % Actions | YTD % Dollars |
|--|--------------------|--------------------------|-------------|----------------------|------------------|------------------|
| NATIONAL LABOR RELATIONS BOARD | 4 | 211 | 34 | 2,908 | 100.000 | 100.000 |
| TYPE CONTRACTOR | | | | | | |
| Bus Concerns | 4 | 211 | 34 | 2,908 | 100.000 | 100.000 |
| Educational & Non-Profit | 0 | 0 | 0 | 0 | 0.000 | 0.000 |
| State Loc Gov | 0 | 0 | 0 | 0 | 0.000 | 0.000 |
| Non-Defined | 0 | 0 | 0 | 0 | 0.000 | 0.000 |
| METHODS OF PROC | | | | | | |
| 2 Step | 0 | 0 | 0 | 0 | 0.000 | 0.000 |
| Other Formal Adv | 0 | 0 | 1 | 25 | 2.941 | 0.860 |
| Neg Comp | 0 | 0 | 9 | 504 | 26.471 | 17.331 |
| Neg Non-Comp | 0 | 0 | 0 | 0 | 0.000 | 0.000 |
| Dir For Govs | 0 | 0 | 0 | 0 | 0.000 | 0.000 |
| Tariff or Reg | 0 | 0 | 0 | 0 | 0.000 | 0.000 |
| SMALL BUSINESS AWARDS | | | | | | |
| Prime | 0 | 0 | 5 | 1,174 | 14.706 | 40.371 |
| Total Set-Aside | 0 | 0 | 0 | 0 | 0.000 | 0.000 |
| Partial Set-Aside | 0 | 0 | 0 | 0 | 0.000 | 0.000 |
| LABOR SURPLUS AREA | | | | | | |
| Total Set-Aside | 0 | 0 | 0 | 0 | 0.000 | 0.000 |
| Tie Bid Pref | 0 | 0 | 0 | 0 | 0.000 | 0.000 |
| Tot LSA Sm Set-Aside | 0 | 0 | 0 | 0 | 0.000 | 0.000 |
| SUB-TOTAL | 0 | 0 | 0 | 0 | 0.000 | 0.000 |
| No Pref Given | 4 | 211 | 34 | 2,908 | 100.000 | 100.000 |
| MINORITY & DISADVANT | | | | | | |
| Lg Minority | 0 | 0 | 0 | 0 | 0.000 | 0.000 |
| Sm Minority | 0 | 0 | 1 | 1,040 | 2.941 | 35.763 |
| Ba Minority | 0 | 0 | 0 | 0 | 0.000 | 0.000 |
| SUB-TOTAL | 0 | 0 | 1 | 1,040 | 2.941 | 35.763 |
| WOMEN OWNED | 0 | 0 | 2 | 75 | 5.882 | 2.579 |
| TYPE OF CONTRACT | | | | | | |
| Fixed Price | 4 | 211 | 34 | 2,908 | 100.000 | 100.000 |
| Cost | 0 | 0 | 0 | 0 | 0.000 | 0.000 |
| Time & Material | 0 | 0 | 0 | 0 | 0.000 | 0.000 |
| Labor Hour | 0 | 0 | 0 | 0 | 0.000 | 0.000 |
| Multi Year | 0 | 0 | 6 | 456 | 17.647 | 15.681 |
| SUBJECT TO STAT REQ | | | | | | |
| Walsh Healey Mfr | 0 | 0 | 1 | 48 | 2.941 | 1.651 |
| Walsh Healey Dir | 0 | 0 | 1 | 25 | 2.941 | 0.860 |
| Service Contracts | 0 | 0 | 3 | 1,115 | 8.824 | 38.343 |
| Davis Bacon | 0 | 0 | 0 | 0 | 0.000 | 0.000 |
| Not Subject To | 4 | 211 | 29 | 1,720 | 85.294 | 59.147 |
| KIND OF CONTRACT | | | | | | |
| Initial Letter | 0 | 0 | 0 | 0 | 0.000 | 0.000 |
| Def Superseded Ltr | 0 | 0 | 0 | 0 | 0.000 | 0.000 |
| Definitive | 2 | 133 | 4 | 185 | 11.765 | 6.362 |
| Internal Order | 0 | 0 | 4 | 1,150 | 11.765 | 39.546 |
| Modification | 0 | 0 | 0 | 0 | 0.000 | 0.000 |
| GSA Schedule | 2 | 78 | 26 | 1,573 | 76.471 | 54.092 |
| External Order | 0 | 0 | 0 | 0 | 0.000 | 0.000 |
| Term For Default | 0 | 0 | 0 | 0 | 0.000 | 0.000 |
| Term For Conven | 0 | 0 | 0 | 0 | 0.000 | 0.000 |
| PRODUCT OR SERVICE | | | | | | |
| Supplies & Equipment | 2 | 119 | 11 | 658 | 32.353 | 22.627 |
| Research & Development | 0 | 0 | 0 | 0 | 0.000 | 0.000 |
| Construction | 0 | 0 | 0 | 0 | 0.000 | 0.000 |
| Architect Engineer | 0 | 0 | 0 | 0 | 0.000 | 0.000 |
| Automatic Data Processing Services | 0 | 0 | 0 | 0 | 0.000 | 0.000 |
| ADP Equipment, Purchase & Lease | 2 | 92 | 14 | 922 | 41.176 | 31.706 |
| Real Property, Purchase & Lease | 0 | 0 | 1 | 27 | 2.941 | 0.928 |
| Other Services | 0 | 0 | 8 | 1,301 | 23.529 | 44.739 |
| Consultant Services | 0 | 0 | 0 | 0 | 0.000 | 0.000 |

NATIONAL MEDIATION BOARD SNAPSHOT REPORT

Actions Reported in Summary on SF281

Fourth Quarter Fiscal Year 1986

Part I - Total Prime Acquisition Actions

| Acquisition Method | Number of Actions | Net Dollar Amount (000) | | | | |
|--|-------------------|-------------------------|-------------------------|-------------------------|---------------------------------------|------------------------------|
| | | Total | Small Business Concerns | Large Business Concerns | Educational & Non-Profit Institutions | Outside U.S./ Outlying Areas |
| 1. TOTAL (2+7+8)..... | 82 | 197 | | | | |
| 2. Subtotal (3+4+5+6)..... | 82 | 197 | 15 | 15 | 167 | 0 |
| 3. Formally Advertised (Including 2 Step)..... | 0 | 0 | 0 | 0 | 0 | 0 |
| 4. Negotiated Competitive..... | 1 | 9 | 9 | 0 | 0 | 0 |
| 5. Negotiated Non-Competitive..... | 27 | 18 | 6 | 12 | 0 | 0 |
| 6. Procurement Under Another Agency's Contracts..... | 54 | 170 | 0 | 3 | 167 | 0 |
| 6A. GSA Schedules..... | 5 | 3 | 0 | 3 | 0 | 0 |
| 6B. Another Agency's Contracts..... | 49 | 167 | 0 | 0 | 167 | 0 |
| 7. Directed Contracts For Foreign Governments..... | 0 | 0 | | | | |
| 8. Tariff Or Regulated Acquisitions..... | 0 | 0 | | | | |

Part II - Statistics on Selected Types of Acquisition

| Type of Acquisition | Number of Actions | Net Dollar Amount (000) |
|--|-------------------|-------------------------|
| 9. Small Business Total Set-Asides..... | 0 | 0 |
| 10. Small Business Partial Set-Asides..... | 0 | 0 |
| 11. Total Labor Surplus Area Set-Asides..... | 0 | 0 |
| 12. Total Labor Surplus Area/Small Business Set-Asides..... | 0 | 0 |
| 13. Acquisitions From Minority And Disadvantaged Business Enterprises (13A+13B)..... | 0 | 0 |
| 13A. Directed To Large Or Small Minority Business Enterprises..... | 0 | 0 |
| 13B. Small Business - Disadvantaged 8(A)..... | 0 | 0 |
| 14. Women-Owned Business..... | 0 | 0 |

Fourth Quarter Fiscal Year 1986 Year to Date

Part I - Total Prime Acquisition Actions

| Acquisition Method | Number of Actions | Net Dollar Amount (000) | | | | |
|--|-------------------|-------------------------|-------------------------|-------------------------|---------------------------------------|------------------------------|
| | | Total | Small Business Concerns | Large Business Concerns | Educational & Non-Profit Institutions | Outside U.S./ Outlying Areas |
| 1. TOTAL (2+7+8)..... | 164 | 223 | | | | |
| 2. Subtotal (3+4+5+6)..... | 164 | 223 | 23 | 33 | 167 | 0 |
| 3. Formally Advertised (Including 2 Step)..... | 0 | 0 | 0 | 0 | 0 | 0 |
| 4. Negotiated Competitive..... | 2 | 10 | 10 | 0 | 0 | 0 |
| 5. Negotiated Non-Competitive..... | 95 | 41 | 13 | 28 | 0 | 0 |
| 6. Procurement Under Another Agency's Contracts..... | 67 | 172 | 0 | 5 | 167 | 0 |
| 6A. GSA Schedules..... | 18 | 5 | 0 | 5 | 0 | 0 |
| 6B. Another Agency's Contracts..... | 49 | 167 | 0 | 0 | 167 | 0 |
| 7. Directed Contracts For Foreign Governments..... | 0 | 0 | | | | |
| 8. Tariff Or Regulated Acquisitions..... | 0 | 0 | | | | |

Part II - Statistics on Selected Types of Acquisition

| Type of Acquisition | Number of Actions | Net Dollar Amount (000) |
|--|-------------------|-------------------------|
| 9. Small Business Total Set-Asides..... | 0 | 0 |
| 10. Small Business Partial Set-Asides..... | 0 | 0 |
| 11. Total Labor Surplus Area Set-Asides..... | 0 | 0 |
| 12. Total Labor Surplus Area/Small Business Set-Asides..... | 0 | 0 |
| 13. Acquisitions From Minority And Disadvantaged Business Enterprises (13A+13B)..... | 0 | 0 |
| 13A. Directed To Large Or Small Minority Business Enterprises..... | 0 | 0 |
| 13B. Small Business - Disadvantaged 8(A)..... | 0 | 0 |
| 14. Women-Owned Business..... | 0 | 0 |

NATIONAL MEDIATION BOARD SNAPSHOT REPORT

Actions Reported Individually on SF279 Fourth Quarter Fiscal Year 1986 and Year to Date

| | 4th Qtr Actions | 4th Qtr Dollars (000) | YTD Actions | YTD Dollars (000) | YTD % Actions | YTD % Dollars |
|--|--------------------|--------------------------|-------------|----------------------|------------------|------------------|
| NATIONAL MEDIATION BOARD | 53 | 495 | 156 | 1,767 | 100.000 | 100.000 |
| TYPE CONTRACTOR | | | | | | |
| Bus Concerns | 53 | 495 | 156 | 1,767 | 100.000 | 100.000 |
| Educational & Non-Profit | 0 | 0 | 0 | 0 | 0.000 | 0.000 |
| State Loc Gov | 0 | 0 | 0 | 0 | 0.000 | 0.000 |
| Non-Defined | 0 | 0 | 0 | 0 | 0.000 | 0.000 |
| METHODS OF PROC | | | | | | |
| 2 Step | 0 | 0 | 0 | 0 | 0.000 | 0.000 |
| Other Formal Adv | 0 | 0 | 0 | 0 | 0.000 | 0.000 |
| Neg Comp | 2 | 29 | 4 | 82 | 2.564 | 4.641 |
| Neg Non-Comp | 0 | 0 | 0 | 0 | 0.000 | 0.000 |
| Dir For Govs | 0 | 0 | 0 | 0 | 0.000 | 0.000 |
| Tariff or Reg | 0 | 0 | 0 | 0 | 0.000 | 0.000 |
| SMALL BUSINESS AWARDS | | | | | | |
| Prime | 48 | 431 | 149 | 1,650 | 95.513 | 93.379 |
| Total Set-Aside | 0 | 0 | 0 | 0 | 0.000 | 0.000 |
| Partial Set-Aside | 0 | 0 | 0 | 0 | 0.000 | 0.000 |
| LABOR SURPLUS AREA | | | | | | |
| Total Set-Aside | 0 | 0 | 0 | 0 | 0.000 | 0.000 |
| Tie Bid Pref | 0 | 0 | 0 | 0 | 0.000 | 0.000 |
| Tot LSA Sm Set-Aside | 0 | 0 | 0 | 0 | 0.000 | 0.000 |
| SUB-TOTAL | 0 | 0 | 0 | 0 | 0.000 | 0.000 |
| No Pref Given | 53 | 495 | 156 | 1,767 | 100.000 | 100.000 |
| MINORITY & DISADVANT | | | | | | |
| Lg Minority | 0 | 0 | 0 | 0 | 0.000 | 0.000 |
| Sm Minority | 0 | 0 | 0 | 0 | 0.000 | 0.000 |
| 8a Minority | 0 | 0 | 0 | 0 | 0.000 | 0.000 |
| SUB-TOTAL | 0 | 0 | 0 | 0 | 0.000 | 0.000 |
| WOMEN OWNED | 1 | 3 | 4 | 51 | 2.564 | 2.886 |
| TYPE OF CONTRACT | | | | | | |
| Fixed Price | 5 | 64 | 7 | 117 | 4.487 | 6.621 |
| Cost | 0 | 0 | 0 | 0 | 0.000 | 0.000 |
| Time & Material | 0 | 0 | 0 | 0 | 0.000 | 0.000 |
| Labor Hour | 48 | 431 | 149 | 1,650 | 95.513 | 93.379 |
| Multi Year | 0 | 0 | 1 | 36 | 0.641 | 2.037 |
| SUBJECT TO STAT REQ | | | | | | |
| Walsh Healey Mfr | 0 | 0 | 0 | 0 | 0.000 | 0.000 |
| Walsh Healey Dir | 0 | 0 | 0 | 0 | 0.000 | 0.000 |
| Service Contracts | 3 | 43 | 5 | 96 | 3.205 | 5.433 |
| Davis Bacon | 0 | 0 | 0 | 0 | 0.000 | 0.000 |
| Not Subject To | 50 | 452 | 151 | 1,671 | 96.795 | 94.567 |
| KIND OF CONTRACT | | | | | | |
| Initial Letter | 0 | 0 | 0 | 0 | 0.000 | 0.000 |
| Def Superseded Ltr | 0 | 0 | 0 | 0 | 0.000 | 0.000 |
| Definitive | 10 | 156 | 58 | 899 | 37.179 | 50.877 |
| Internal Order | 0 | 0 | 0 | 0 | 0.000 | 0.000 |
| Modification | 42 | 325 | 95 | 801 | 60.897 | 45.331 |
| GSA Schedule | 1 | 14 | 3 | 67 | 1.923 | 3.792 |
| External Order | 0 | 0 | 0 | 0 | 0.000 | 0.000 |
| Term For Default | 0 | 0 | 0 | 0 | 0.000 | 0.000 |
| Term For Conven | 0 | 0 | 0 | 0 | 0.000 | 0.000 |
| PRODUCT OR SERVICE | | | | | | |
| Supplies & Equipment | 0 | 0 | 0 | 0 | 0.000 | 0.000 |
| Research & Development | 0 | 0 | 0 | 0 | 0.000 | 0.000 |
| Construction | 0 | 0 | 0 | 0 | 0.000 | 0.000 |
| Architect Engineer | 0 | 0 | 0 | 0 | 0.000 | 0.000 |
| Automatic Data Processing Services | 0 | 0 | 0 | 0 | 0.000 | 0.000 |
| ADP Equipment, Purchase & Lease | 1 | 14 | 2 | 31 | 1.282 | 1.754 |
| Real Property, Purchase & Lease | 0 | 0 | 0 | 0 | 0.000 | 0.000 |
| Other Services | 52 | 481 | 154 | 1,736 | 98.718 | 98.246 |
| Consultant Services | 0 | 0 | 0 | 0 | 0.000 | 0.000 |

NATIONAL SCIENCE FOUNDATION SNAPSHOT REPORT

Actions Reported in Summary on SF281

Fourth Quarter Fiscal Year 1986

Part I - Total Prime Acquisition Actions

| Acquisition Method | Number of Actions | Net Dollar Amount (000) | | | | |
|--|-------------------|-------------------------|-------------------------|-------------------------|---------------------------------------|------------------------------|
| | | Total | Small Business Concerns | Large Business Concerns | Educational & Non-Profit Institutions | Outside U.S./ Outlying Areas |
| 1. TOTAL (2+7+8)..... | 625 | 1,259 | | | | |
| 2. Subtotal (3+4+5+6)..... | 625 | 1,259 | 1,019 | 178 | 62 | 0 |
| 3. Formally Advertised (Including 2 Step)..... | 0 | 0 | 0 | 0 | 0 | 0 |
| 4. Negotiated Competitive..... | 203 | 664 | 636 | 14 | 14 | 0 |
| 5. Negotiated Non-Competitive..... | 283 | 360 | 272 | 40 | 48 | 0 |
| 6. Procurement Under Another Agency's Contracts..... | 139 | 235 | 111 | 124 | 0 | 0 |
| 6A. GSA Schedules..... | 137 | 225 | 101 | 124 | 0 | 0 |
| 6B. Another Agency's Contracts..... | 2 | 10 | 10 | 0 | 0 | 0 |
| 7. Directed Contracts For Foreign Governments..... | 0 | 0 | | | 0 | 0 |
| 8. Tariff Or Regulated Acquisitions..... | 0 | 0 | | | | 0 |

Part II - Statistics on Selected Types of Acquisition

| Type of Acquisition | Number of Actions | Net Dollar Amount (000) |
|--|-------------------|-------------------------|
| 9. Small Business Total Set-Asides..... | 192 | 235 |
| 10. Small Business Partial Set-Asides..... | 0 | 0 |
| 11. Total Labor Surplus Area Set-Asides..... | 0 | 0 |
| 12. Total Labor Surplus Area/Small Business Set-Asides..... | 192 | 235 |
| 13. Acquisitions From Minority And Disadvantaged Business Enterprises (13A+13B)..... | 39 | 218 |
| 13A. Directed To Large Or Small Minority Business Enterprises..... | 32 | 125 |
| 13B. Small Business - Disadvantaged 8(A)..... | 7 | 93 |
| 14. Women-Owned Business..... | 51 | 110 |

Fourth Quarter Fiscal Year 1986 Year to Date

Part I - Total Prime Acquisition Actions

| Acquisition Method | Number of Actions | Net Dollar Amount (000) | | | | |
|--|-------------------|-------------------------|-------------------------|-------------------------|---------------------------------------|------------------------------|
| | | Total | Small Business Concerns | Large Business Concerns | Educational & Non-Profit Institutions | Outside U.S./ Outlying Areas |
| 1. TOTAL (2+7+8)..... | 1,771 | 3,757 | | | | |
| 2. Subtotal (3+4+5+6)..... | 1,771 | 3,757 | 2,655 | 859 | 242 | 1 |
| 3. Formally Advertised (Including 2 Step)..... | 0 | 0 | 0 | 0 | 0 | 0 |
| 4. Negotiated Competitive..... | 589 | 1,579 | 1,462 | 73 | 44 | 0 |
| 5. Negotiated Non-Competitive..... | 877 | 1,367 | 935 | 240 | 191 | 1 |
| 6. Procurement Under Another Agency's Contracts..... | 305 | 811 | 258 | 546 | 7 | 0 |
| 6A. GSA Schedules..... | 298 | 736 | 190 | 546 | 0 | 0 |
| 6B. Another Agency's Contracts..... | 7 | 75 | 68 | 0 | 7 | 0 |
| 7. Directed Contracts For Foreign Governments..... | 0 | 0 | | | | 0 |
| 8. Tariff Or Regulated Acquisitions..... | 0 | 0 | | | | |

Part II - Statistics on Selected Types of Acquisition

| Type of Acquisition | Number of Actions | Net Dollar Amount (000) |
|--|-------------------|-------------------------|
| 9. Small Business Total Set-Asides..... | 581 | 791 |
| 10. Small Business Partial Set-Asides..... | 0 | 0 |
| 11. Total Labor Surplus Area Set-Asides..... | 0 | 0 |
| 12. Total Labor Surplus Area/Small Business Set-Asides..... | 581 | 791 |
| 13. Acquisitions From Minority And Disadvantaged Business Enterprises (13A+13B)..... | 100 | 402 |
| 13A. Directed To Large Or Small Minority Business Enterprises..... | 87 | 279 |
| 13B. Small Business - Disadvantaged 8(A)..... | 13 | 123 |
| 14. Women-Owned Business..... | 143 | 306 |

NATIONAL SCIENCE FOUNDATION SNAPSHOT REPORT

Actions Reported Individually on SF279 Fourth Quarter Fiscal Year 1986 and Year to Date

| | 4th Qtr Actions | 4th Qtr Dollars (000) | YTD Actions | YTD Dollars (000) | YTD % Actions | YTD % Dollars |
|---|--------------------|--------------------------|-------------|----------------------|------------------|------------------|
| NATIONAL SCIENCE FOUNDATION | 101 | 24,136 | 267 | 193,682 | 100.000 | 100.000 |
| TYPE CONTRACTOR | | | | | | |
| Bus Concerns | 68 | 8,213 | 167 | 36,053 | 62.547 | 18.615 |
| Educational & Non-Profit | 31 | 15,574 | 91 | 152,667 | 34.082 | 78.834 |
| State Loc Gov..... | 2 | 349 | 9 | 4,942 | 3.371 | 2.552 |
| Non-Defined | 0 | 0 | 0 | 0 | 0.000 | 0.000 |
| METHODS OF PROC | | | | | | |
| 2 Step | 0 | 0 | 0 | 0 | 0.000 | 0.000 |
| Other Formal Adv..... | 2 | 89 | 3 | 129 | 1.124 | 0.067 |
| Neg Comp | 21 | 6,671 | 73 | 32,254 | 27.341 | 16.853 |
| Neg Non-Comp | 32 | 15,399 | 94 | 154,405 | 35.206 | 79.721 |
| Dir For Govs | 0 | 0 | 1 | 80 | 0.375 | 0.041 |
| Tariff or Reg..... | 0 | 0 | 0 | 0 | 0.000 | 0.000 |
| SMALL BUSINESS AWARDS | | | | | | |
| Prime | 43 | 1,470 | 107 | 5,015 | 40.075 | 2.589 |
| Total Set-Aside | 0 | 0 | 3 | 632 | 1.124 | 0.326 |
| Partial Set-Aside | 0 | 0 | 0 | 0 | 0.000 | 0.000 |
| LABOR SURPLUS AREA | | | | | | |
| Total Set-Aside | 0 | 0 | 0 | 0 | 0.000 | 0.000 |
| Tie Bid Pref | 0 | 0 | 0 | 0 | 0.000 | 0.000 |
| Tot LSA Sm Set-Aside..... | 0 | 0 | 0 | 0 | 0.000 | 0.000 |
| SUB-TOTAL | 0 | 0 | 0 | 0 | 0.000 | 0.000 |
| No Pref Given..... | 101 | 24,136 | 267 | 193,682 | 100.000 | 100.000 |
| MINORITY & DISADVANT | | | | | | |
| Lg Minority | 0 | 0 | 0 | 0 | 0.000 | 0.000 |
| Sm Minority | 0 | 0 | 1 | 15 | 0.375 | 0.008 |
| Ba Minority..... | 8 | 139 | 17 | 902 | 6.367 | 0.466 |
| SUB-TOTAL | 8 | 139 | 18 | 917 | 6.742 | 0.473 |
| WOMEN OWNED | 13 | 559 | 34 | 2,133 | 12.734 | 1.101 |
| TYPE OF CONTRACT | | | | | | |
| Fixed Price | 48 | 1,496 | 111 | 4,815 | 41.573 | 2.486 |
| Cost | 53 | 22,640 | 155 | 188,771 | 58.052 | 97.464 |
| Time & Material | 0 | 0 | 0 | 0 | 0.000 | 0.000 |
| Labor Hour | 0 | 0 | 1 | 96 | 0.375 | 0.050 |
| Multi Year | 44 | 13,387 | 104 | 133,913 | 38.951 | 69.141 |
| SUBJECT TO STAT REQ | | | | | | |
| Walsh Healey Mfr..... | 3 | 110 | 7 | 188 | 2.622 | 0.097 |
| Walsh Healey Dir..... | 4 | 69 | 12 | 256 | 4.494 | 0.132 |
| Service Contracts | 21 | 278 | 50 | 2,922 | 18.727 | 1.509 |
| Davis Bacon | 0 | 0 | 0 | 0 | 0.000 | 0.000 |
| Not Subject To | 73 | 23,679 | 198 | 190,316 | 74.157 | 98.262 |
| KIND OF CONTRACT | | | | | | |
| Initial Letter | 0 | 0 | 0 | 0 | 0.000 | 0.000 |
| Def Supersd Ltr | 0 | 0 | 0 | 0 | 0.000 | 0.000 |
| Definitive | 19 | 953 | 43 | 3,961 | 16.105 | 2.045 |
| Internal Order | 14 | 679 | 48 | 2,212 | 17.978 | 1.142 |
| Modification | 47 | 21,591 | 138 | 185,958 | 51.685 | 96.012 |
| GSA Schedule | 21 | 913 | 37 | 1,584 | 13.858 | 0.818 |
| External Order | 0 | 0 | 0 | 0 | 0.000 | 0.000 |
| Term For Default | 0 | 0 | 0 | 0 | 0.000 | 0.000 |
| Term For Conven..... | 0 | 0 | 1 | -33 | 0.375 | -0.017 |
| PRODUCT OR SERVICE | | | | | | |
| Supplies & Equipment | 7 | 174 | 19 | 469 | 7.116 | 0.242 |
| Research & Development..... | 15 | 15,345 | 56 | 60,126 | 20.974 | 31.044 |
| Construction | 1 | -15 | 3 | 35 | 1.124 | 0.018 |
| Architect Engineer..... | 0 | 0 | 2 | 12,804 | 0.749 | 6.611 |
| Automatic Data Processing Services..... | 10 | 451 | 15 | 957 | 5.618 | 0.494 |
| ADP Equipment, Purchase & Lease..... | 18 | 1,072 | 35 | 1,977 | 13.109 | 1.021 |
| Real Property, Purchase & Lease..... | 0 | 0 | 1 | 278 | 0.375 | 0.144 |
| Other Services | 50 | 7,109 | 136 | 117,036 | 50.936 | 60.427 |
| Consultant Services | 0 | 0 | 1 | 23 | 0.375 | 0.012 |

NATIONAL TRANSPORTATION SAFETY BOARD SNAPSHOT REPORT

Actions Reported in Summary on SF281

Fourth Quarter Fiscal Year 1986

Part I - Total Prime Acquisition Actions

| Acquisition Method | Number of Actions | Net Dollar Amount (000) | | | | |
|--|-------------------|-------------------------|-------------------------|-------------------------|---------------------------------------|------------------------------|
| | | Total | Small Business Concerns | Large Business Concerns | Educational & Non-Profit Institutions | Outside U.S./ Outlying Areas |
| 1. TOTAL (2+7+8)..... | | | | | | |
| 2. Subtotal (3+4+5+6)..... | | | | | | |
| 3. Formally Advertised (Including 2 Step)..... | | | | | | |
| 4. Negotiated Competitive..... | | | | | | |
| 5. Negotiated Non-Competitive..... | | | | | | |
| 6. Procurement Under Another Agency's Contracts..... | | | | | | |
| 6A. GSA Schedules..... | | | | | | |
| 6B. Another Agency's Contracts..... | | | | | | |
| 7. Directed Contracts For Foreign Governments..... | | | | | | |
| 8. Tariff Or Regulated Acquisitions..... | | | | | | |

Part II - Statistics on Selected Types of Acquisition

| Type of Acquisition | Number of Actions | Net Dollar Amount (000) |
|--|-------------------|-------------------------|
| 9. Small Business Total Set-Asides..... | | |
| 10. Small Business Partial Set-Asides..... | | |
| 11. Total Labor Surplus Area Set-Asides..... | | |
| 12. Total Labor Surplus Area/Small Business Set-Asides..... | | |
| 13. Acquisitions From Minority And Disadvantaged Business Enterprises (13A+13B)..... | | |
| 13A. Directed To Large Or Small Minority Business Enterprises..... | | |
| 13B. Small Business - Disadvantaged 8(A)..... | | |
| 14. Women-Owned Business..... | | |

*** FAILED TO REPORT ***

Fourth Quarter Fiscal Year 1986 Year to Date

Part I - Total Prime Acquisition Actions

| Acquisition Method | Number of Actions | Net Dollar Amount (000) | | | | |
|--|-------------------|-------------------------|-------------------------|-------------------------|---------------------------------------|------------------------------|
| | | Total | Small Business Concerns | Large Business Concerns | Educational & Non-Profit Institutions | Outside U.S./ Outlying Areas |
| 1. TOTAL (2+7+8)..... | 298 | 458 | | | | |
| 2. Subtotal (3+4+5+6)..... | 293 | 456 | 203 | 134 | 119 | 0 |
| 3. Formally Advertised (Including 2 Step)..... | 0 | 0 | 0 | 0 | 0 | 0 |
| 4. Negotiated Competitive..... | 0 | 0 | 0 | 0 | 0 | 0 |
| 5. Negotiated Non-Competitive..... | 74 | 119 | 0 | 0 | 119 | 0 |
| 6. Procurement Under Another Agency's Contracts..... | 219 | 337 | 203 | 134 | 0 | 0 |
| 6A. GSA Schedules..... | 219 | 337 | 203 | 134 | 0 | 0 |
| 6B. Another Agency's Contracts..... | 0 | 0 | 0 | 0 | 0 | 0 |
| 7. Directed Contracts For Foreign Governments..... | 0 | 0 | | | | |
| 8. Tariff Or Regulated Acquisitions..... | 5 | 2 | | | | |

Part II - Statistics on Selected Types of Acquisition

| Type of Acquisition | Number of Actions | Net Dollar Amount (000) |
|--|-------------------|-------------------------|
| 9. Small Business Total Set-Asides..... | 184 | 194 |
| 10. Small Business Partial Set-Asides..... | 0 | 0 |
| 11. Total Labor Surplus Area Set-Asides..... | 0 | 0 |
| 12. Total Labor Surplus Area/Small Business Set-Asides..... | 0 | 0 |
| 13. Acquisitions From Minority And Disadvantaged Business Enterprises (13A+13B)..... | 5 | 26 |
| 13A. Directed To Large Or Small Minority Business Enterprises..... | 2 | 22 |
| 13B. Small Business - Disadvantaged 8(A)..... | 3 | 4 |
| 14. Women-Owned Business..... | 10 | 19 |

NATIONAL TRANSPORTATION SAFETY BOARD SNAPSHOT REPORT

Actions Reported Individually on SF279 Fourth Quarter Fiscal Year 1986 and Year to Date

| | 4th Qtr Actions | 4th Qtr Dollars (000) | YTD Actions | YTD Dollars (000) | YTD % Actions | YTD % Dollars |
|--|--------------------|--------------------------|-------------|----------------------|------------------|------------------|
| NATIONAL TRANSPORTATION SAFETY BOARD | | | 5 | 691 | 100.000 | 100.000 |
| TYPE CONTRACTOR | | | | | | |
| Bus Concerns | | | 5 | 691 | 100.000 | 100.000 |
| Educational & Non-Profit | | | 0 | 0 | 0.000 | 0.000 |
| State Loc Gov..... | | | 0 | 0 | 0.000 | 0.000 |
| Non-Defined | | | 0 | 0 | 0.000 | 0.000 |
| METHODS OF PROC | | | | | | |
| 2 Step | | | 0 | 0 | 0.000 | 0.000 |
| Other Formal Adv..... | | | 1 | 222 | 20.000 | 32.127 |
| Neg Comp | | | 3 | 377 | 60.000 | 54.559 |
| Neg Non-Comp | | | 1 | 92 | 20.000 | 13.314 |
| Dir For Govs | | | 0 | 0 | 0.000 | 0.000 |
| Tariff or Reg..... | | | 0 | 0 | 0.000 | 0.000 |
| SMALL BUSINESS AWARDS | | | | | | |
| Prime | | | 2 | 314 | 40.000 | 45.441 |
| Total Set-Aside | | | 0 | 0 | 0.000 | 0.000 |
| Partial Set-Aside | | | 0 | 0 | 0.000 | 0.000 |
| LABOR SURPLUS AREA | | | | | | |
| Total Set-Aside | | | 0 | 0 | 0.000 | 0.000 |
| Tie Bid Pref | | | 0 | 0 | 0.000 | 0.000 |
| Tot LSA Sm Set-Aside..... | | | 0 | 0 | 0.000 | 0.000 |
| SUB-TOTAL | | | 0 | 0 | 0.000 | 0.000 |
| No Pref Given..... | | | 5 | 691 | 100.000 | 100.000 |
| MINORITY & DISADVANT | | | | | | |
| Lg Minority..... | | | 0 | 0 | 0.000 | 0.000 |
| Sm Minority..... | | | 1 | 92 | 20.000 | 13.314 |
| 8a Minority..... | | | 0 | 0 | 0.000 | 0.000 |
| SUB-TOTAL | | | 1 | 92 | 20.000 | 13.314 |
| WOMEN OWNED | | | 0 | 0 | 0.000 | 0.000 |
| TYPE OF CONTRACT | | | | | | |
| Fixed Price | | | 5 | 691 | 100.000 | 100.000 |
| Cost | | | 0 | 0 | 0.000 | 0.000 |
| Time & Material | | | 0 | 0 | 0.000 | 0.000 |
| Labor Hour | | | 0 | 0 | 0.000 | 0.000 |
| Multi Year | | | 5 | 691 | 100.000 | 100.000 |
| SUBJECT TO STAT REQ | | | | | | |
| Walsh Healey Mfr..... | | | 0 | 0 | 0.000 | 0.000 |
| Walsh Healey Dir..... | | | 0 | 0 | 0.000 | 0.000 |
| Service Contracts | | | 1 | 148 | 20.000 | 21.418 |
| Davis Bacon..... | | | 0 | 0 | 0.000 | 0.000 |
| Not Subject To | | | 4 | 543 | 80.000 | 78.582 |
| KIND OF CONTRACT | | | | | | |
| Initial Letter | | | 0 | 0 | 0.000 | 0.000 |
| Def Superseded Ltr | | | 0 | 0 | 0.000 | 0.000 |
| Definitive | | | 1 | 222 | 20.000 | 32.127 |
| Internal Order..... | | | 0 | 0 | 0.000 | 0.000 |
| Modification | | | 4 | 469 | 80.000 | 67.873 |
| GSA Schedule | | | 0 | 0 | 0.000 | 0.000 |
| External Order..... | | | 0 | 0 | 0.000 | 0.000 |
| Term For Default | | | 0 | 0 | 0.000 | 0.000 |
| Term For Conven..... | | | 0 | 0 | 0.000 | 0.000 |
| PRODUCT OR SERVICE | | | | | | |
| Supplies & Equipment | | | 0 | 0 | 0.000 | 0.000 |
| Research & Development | | | 0 | 0 | 0.000 | 0.000 |
| Construction | | | 0 | 0 | 0.000 | 0.000 |
| Architect Engineer..... | | | 0 | 0 | 0.000 | 0.000 |
| Automatic Data Processing Services..... | | | 3 | 377 | 60.000 | 54.559 |
| ADP Equipment, Purchase & Lease..... | | | 0 | 0 | 0.000 | 0.000 |
| Real Property, Purchase & Lease..... | | | 0 | 0 | 0.000 | 0.000 |
| Other Services..... | | | 2 | 314 | 40.000 | 45.441 |
| Consultant Services | | | 0 | 0 | 0.000 | 0.000 |

*** FAILED TO REPORT ***

NUCLEAR REGULATORY COMMISSION SNAPSHOT REPORT

Actions Reported in Summary on SF281

Fourth Quarter Fiscal Year 1986

Part I - Total Prime Acquisition Actions

| Acquisition Method | Number of Actions | Net Dollar Amount (000) | | | | |
|--|-------------------|-------------------------|-------------------------|-------------------------|---------------------------------------|------------------------------|
| | | Total | Small Business Concerns | Large Business Concerns | Educational & Non-Profit Institutions | Outside U.S./ Outlying Areas |
| 1. TOTAL (2+7+8)..... | 896 | 1,153 | | | | |
| 2. Subtotal (3+4+5+6)..... | 896 | 1,153 | 504 | 491 | 158 | 0 |
| 3. Formally Advertised (Including 2 Step)..... | 0 | 0 | 0 | 0 | 0 | 0 |
| 4. Negotiated Competitive..... | 186 | 299 | 257 | 32 | 10 | 0 |
| 5. Negotiated Non-Competitive..... | 470 | 464 | 159 | 157 | 148 | 0 |
| 6. Procurement Under Another Agency's Contracts..... | 240 | 390 | 88 | 302 | 0 | 0 |
| 6A. GSA Schedules..... | 240 | 390 | 88 | 302 | 0 | 0 |
| 6B. Another Agency's Contracts..... | 0 | 0 | 0 | 0 | 0 | 0 |
| 7. Directed Contracts For Foreign Governments..... | 0 | 0 | | | | |
| 8. Tariff Or Regulated Acquisitions..... | 0 | 0 | | | | |

Part II - Statistics on Selected Types of Acquisition

| Type of Acquisition | Number of Actions | Net Dollar Amount (000) |
|--|-------------------|-------------------------|
| 9. Small Business Total Set-Asides..... | 0 | 0 |
| 10. Small Business Partial Set-Asides..... | 0 | 0 |
| 11. Total Labor Surplus Area Set-Asides..... | 0 | 0 |
| 12. Total Labor Surplus Area/Small Business Set-Asides..... | 0 | 0 |
| 13. Acquisitions From Minority And Disadvantaged Business Enterprises (13A+13B)..... | 32 | 51 |
| 13A. Directed To Large Or Small Minority Business Enterprises..... | 30 | 32 |
| 13B. Small Business - Disadvantaged 8(A)..... | 2 | 19 |
| 14. Women-Owned Business..... | 30 | 47 |

Fourth Quarter Fiscal Year 1986 Year to Date

Part I - Total Prime Acquisition Actions

| Acquisition Method | Number of Actions | Net Dollar Amount (000) | | | | |
|--|-------------------|-------------------------|-------------------------|-------------------------|---------------------------------------|------------------------------|
| | | Total | Small Business Concerns | Large Business Concerns | Educational & Non-Profit Institutions | Outside U.S./ Outlying Areas |
| 1. TOTAL (2+7+8)..... | 3,811 | 6,065 | | | | |
| 2. Subtotal (3+4+5+6)..... | 3,811 | 6,065 | 2,642 | 3,104 | 319 | 0 |
| 3. Formally Advertised (Including 2 Step)..... | 0 | 0 | 0 | 0 | 0 | 0 |
| 4. Negotiated Competitive..... | 714 | 1,227 | 969 | 215 | 43 | 0 |
| 5. Negotiated Non-Competitive..... | 2,154 | 2,765 | 1,174 | 1,315 | 276 | 0 |
| 6. Procurement Under Another Agency's Contracts..... | 943 | 2,073 | 499 | 1,574 | 0 | 0 |
| 6A. GSA Schedules..... | 934 | 2,007 | 491 | 1,516 | 0 | 0 |
| 6B. Another Agency's Contracts..... | 9 | 66 | 8 | 58 | 0 | 0 |
| 7. Directed Contracts For Foreign Governments..... | 0 | 0 | | | | |
| 8. Tariff Or Regulated Acquisitions..... | 0 | 0 | | | | |

Part II - Statistics on Selected Types of Acquisition

| Type of Acquisition | Number of Actions | Net Dollar Amount (000) |
|--|-------------------|-------------------------|
| 9. Small Business Total Set-Asides..... | 84 | 73 |
| 10. Small Business Partial Set-Asides..... | 3 | 1 |
| 11. Total Labor Surplus Area Set-Asides..... | 0 | 0 |
| 12. Total Labor Surplus Area/Small Business Set-Asides..... | 0 | 0 |
| 13. Acquisitions From Minority And Disadvantaged Business Enterprises (13A+13B)..... | 98 | 188 |
| 13A. Directed To Large Or Small Minority Business Enterprises..... | 91 | 146 |
| 13B. Small Business - Disadvantaged 8(A)..... | 7 | 42 |
| 14. Women-Owned Business..... | 105 | 200 |

NUCLEAR REGULATORY COMMISSION SNAPSHOT REPORT

Actions Reported Individually on SF279 Fourth Quarter Fiscal Year 1986 and Year to Date

| | 4th Qtr Actions | 4th Qtr Dollars (000) | YTD Actions | YTD Dollars (000) | YTD % Actions | YTD % Dollars |
|--|--------------------|--------------------------|-------------|----------------------|------------------|------------------|
| NUCLEAR REGULATORY COMMISSION | 125 | 9,821 | 356 | 48,275 | 100.000 | 100.000 |
| TYPE CONTRACTOR | | | | | | |
| Bus Concerns | 105 | 8,181 | 292 | 37,779 | 82.022 | 78.258 |
| Educational & Non-Profit | 9 | 867 | 38 | 7,824 | 10.674 | 16.207 |
| State Loc Gov. | 11 | 773 | 23 | 2,080 | 6.461 | 4.309 |
| Non-Defined | 0 | 0 | 3 | 592 | 0.843 | 1.226 |
| METHODS OF PROC | | | | | | |
| 2 Step | 0 | 0 | 0 | 0 | 0.000 | 0.000 |
| Other Formal Adv | 1 | -9 | 2 | 3 | 0.562 | 0.006 |
| Neg Comp | 31 | 1,294 | 124 | 15,695 | 34.831 | 32.512 |
| Neg Non-Comp | 12 | -22 | 39 | 3,487 | 10.955 | 7.223 |
| Dir For Govs | 0 | 0 | 0 | 0 | 0.000 | 0.000 |
| Tariff or Reg | 0 | 0 | 0 | 0 | 0.000 | 0.000 |
| SMALL BUSINESS AWARDS | | | | | | |
| Prime | 74 | 5,218 | 173 | 19,293 | 48.596 | 39.965 |
| Total Set-Aside | 4 | 29 | 26 | 3,221 | 7.303 | 6.672 |
| Partial Set-Aside | 0 | 0 | 0 | 0 | 0.000 | 0.000 |
| LABOR SURPLUS AREA | | | | | | |
| Total Set-Aside | 0 | 0 | 0 | 0 | 0.000 | 0.000 |
| Tie Bid Pref | 0 | 0 | 0 | 0 | 0.000 | 0.000 |
| Tot LSA Sm Set-Aside | 0 | 0 | 0 | 0 | 0.000 | 0.000 |
| SUB-TOTAL | 0 | 0 | 0 | 0 | 0.000 | 0.000 |
| No Pref Given | 125 | 9,821 | 356 | 48,275 | 100.000 | 100.000 |
| MINORITY & DISADVANT | | | | | | |
| Lg Minority | 1 | 34 | 1 | 34 | 0.281 | 0.070 |
| Sm Minority | 4 | 326 | 6 | 257 | 1.685 | 0.532 |
| 8a Minority | 19 | 1,270 | 44 | 7,464 | 12.360 | 15.461 |
| SUB-TOTAL | 24 | 1,630 | 51 | 7,755 | 14.326 | 16.064 |
| WOMEN OWNED | | | | | | |
| | 5 | -189 | 13 | 781 | 3.652 | 1.618 |
| TYPE OF CONTRACT | | | | | | |
| Fixed Price | 51 | 2,776 | 153 | 13,138 | 42.978 | 27.215 |
| Cost | 68 | 7,195 | 182 | 34,832 | 51.124 | 72.153 |
| Time & Material | 6 | -150 | 18 | -52 | 5.056 | -0.108 |
| Labor Hour | 0 | 0 | 3 | 357 | 0.843 | 0.740 |
| Multi Year | 1 | 37 | 14 | 1,893 | 3.933 | 3.921 |
| SUBJECT TO STAT REQ | | | | | | |
| Walsh Healey Mfr | 11 | 431 | 44 | 2,411 | 12.360 | 4.994 |
| Walsh Healey Dir | 0 | 0 | 4 | 249 | 1.124 | 0.516 |
| Service Contracts | 23 | 1,677 | 75 | 11,590 | 21.067 | 24.008 |
| Davis Bacon | 0 | 0 | 0 | 0 | 0.000 | 0.000 |
| Not Subject To | 91 | 7,713 | 233 | 34,025 | 65.449 | 70.482 |
| KIND OF CONTRACT | | | | | | |
| Initial Letter | 0 | 0 | 0 | 0 | 0.000 | 0.000 |
| Def Supersd Ltr | 0 | 0 | 0 | 0 | 0.000 | 0.000 |
| Definitive | 39 | 4,397 | 92 | 14,602 | 25.843 | 30.248 |
| Internal Order | 0 | 0 | 0 | 0 | 0.000 | 0.000 |
| Modification | 78 | 5,059 | 226 | 30,447 | 63.483 | 63.070 |
| GSA Schedule | 8 | 365 | 37 | 3,251 | 10.393 | 6.734 |
| External Order | 0 | 0 | 0 | 0 | 0.000 | 0.000 |
| Term For Default | 0 | 0 | 0 | 0 | 0.000 | 0.000 |
| Term For Conven | 0 | 0 | 1 | -25 | 0.281 | -0.052 |
| PRODUCT OR SERVICE | | | | | | |
| Supplies & Equipment | 4 | 103 | 16 | 851 | 4.494 | 1.763 |
| Research & Development | 33 | 3,202 | 87 | 16,501 | 24.438 | 34.181 |
| Construction | 0 | 0 | 0 | 0 | 0.000 | 0.000 |
| Architect Engineer | 0 | 0 | 0 | 0 | 0.000 | 0.000 |
| Automatic Data Processing Services | 12 | 1,522 | 40 | 8,216 | 11.236 | 17.019 |
| ADP Equipment, Purchase & Lease | 9 | 419 | 26 | 1,258 | 7.303 | 2.606 |
| Real Property, Purchase & Lease | 0 | 0 | 0 | 0 | 0.000 | 0.000 |
| Other Services | 67 | 4,575 | 187 | 21,449 | 52.528 | 44.431 |
| Consultant Services | 6 | 351 | 19 | 853 | 5.337 | 1.767 |

OCCUPATIONAL SAFETY & HEALTH REVIEW COMM SNAPSHOT REPORT

Actions Reported in Summary on SF281

Fourth Quarter Fiscal Year 1986

Part I - Total Prime Acquisition Actions

| Acquisition Method | Number of Actions | Net Dollar Amount (000) | | | | |
|--|-------------------|-------------------------|-------------------------|-------------------------|---------------------------------------|------------------------------|
| | | Total | Small Business Concerns | Large Business Concerns | Educational & Non-Profit Institutions | Outside U.S./ Outlying Areas |
| 1. TOTAL (2+7+8)..... | 165 | 33 | | | | |
| 2. Subtotal (3+4+5+6)..... | 165 | 33 | 20 | 13 | 0 | 0 |
| 3. Formally Advertised (Including 2 Step)..... | 0 | 0 | 0 | 0 | 0 | 0 |
| 4. Negotiated Competitive..... | 19 | 6 | 2 | 4 | 0 | 0 |
| 5. Negotiated Non-Competitive..... | 44 | 27 | 18 | 9 | 0 | 0 |
| 6. Procurement Under Another Agency's Contracts..... | 102 | 0 | 0 | 0 | 0 | 0 |
| 6A. GSA Schedules..... | 61 | 0 | 0 | 0 | 0 | 0 |
| 6B. Another Agency's Contracts..... | 41 | 0 | 0 | 0 | 0 | 0 |
| 7. Directed Contracts For Foreign Governments..... | 0 | 0 | | | | |
| 8. Tariff Or Regulated Acquisitions..... | 0 | 0 | | | | |

Part II - Statistics on Selected Types of Acquisition

| Type of Acquisition | Number of Actions | Net Dollar Amount (000) |
|--|-------------------|-------------------------|
| 9. Small Business Total Set-Asides..... | 48 | 22 |
| 10. Small Business Partial Set-Asides..... | 0 | 0 |
| 11. Total Labor Surplus Area Set-Asides..... | 0 | 0 |
| 12. Total Labor Surplus Area/Small Business Set-Asides..... | 0 | 0 |
| 13. Acquisitions From Minority And Disadvantaged Business Enterprises (13A+13B)..... | 0 | 0 |
| 13A. Directed To Large Or Small Minority Business Enterprises..... | 0 | 0 |
| 13B. Small Business - Disadvantaged 8(A)..... | 0 | 0 |
| 14. Women-Owned Business..... | 1 | 1 |

Fourth Quarter Fiscal Year 1986 Year to Date

Part I - Total Prime Acquisition Actions

| Acquisition Method | Number of Actions | Net Dollar Amount (000) | | | | |
|--|-------------------|-------------------------|-------------------------|-------------------------|---------------------------------------|------------------------------|
| | | Total | Small Business Concerns | Large Business Concerns | Educational & Non-Profit Institutions | Outside U.S./ Outlying Areas |
| 1. TOTAL (2+7+8)..... | 446 | 193 | | | | |
| 2. Subtotal (3+4+5+6)..... | 446 | 193 | 102 | 91 | 0 | 0 |
| 3. Formally Advertised (Including 2 Step)..... | 0 | 0 | 0 | 0 | 0 | 0 |
| 4. Negotiated Competitive..... | 61 | 27 | 10 | 17 | 0 | 0 |
| 5. Negotiated Non-Competitive..... | 143 | 67 | 38 | 29 | 0 | 0 |
| 6. Procurement Under Another Agency's Contracts..... | 242 | 99 | 54 | 45 | 0 | 0 |
| 6A. GSA Schedules..... | 190 | 94 | 49 | 45 | 0 | 0 |
| 6B. Another Agency's Contracts..... | 52 | 5 | 5 | 0 | 0 | 0 |
| 7. Directed Contracts For Foreign Governments..... | 0 | 0 | | | | |
| 8. Tariff Or Regulated Acquisitions..... | 0 | 0 | | | | |

Part II - Statistics on Selected Types of Acquisition

| Type of Acquisition | Number of Actions | Net Dollar Amount (000) |
|--|-------------------|-------------------------|
| 9. Small Business Total Set-Asides..... | 110 | 47 |
| 10. Small Business Partial Set-Asides..... | 0 | 0 |
| 11. Total Labor Surplus Area Set-Asides..... | 0 | 0 |
| 12. Total Labor Surplus Area/Small Business Set-Asides..... | 0 | 0 |
| 13. Acquisitions From Minority And Disadvantaged Business Enterprises (13A+13B)..... | 100 | 35 |
| 13A. Directed To Large Or Small Minority Business Enterprises..... | 100 | 35 |
| 13B. Small Business - Disadvantaged 8(A)..... | 56 | 14 |
| 14. Women-Owned Business..... | 2 | 2 |

OCCUPATIONAL SAFETY & HEALTH REVIEW COMM SNAPSHOT REPORT

Actions Reported Individually on SF279 Fourth Quarter Fiscal Year 1986 and Year to Date

| | 4th Qtr Actions | 4th Qtr Dollars (000) | YTD Actions | YTD Dollars (000) | YTD % Actions | YTD % Dollars |
|---|--------------------|--------------------------|-------------|----------------------|------------------|------------------|
| OCCUPATIONAL SAFETY & HEALTH REVIEW COMM..... | 1 | 46 | 6 | 111 | 100.000 | 100.000 |
| TYPE CONTRACTOR | | | | | | |
| Bus Concerns | 1 | 46 | 6 | 111 | 100.000 | 100.000 |
| Educational & Non-Profit | 0 | 0 | 0 | 0 | 0.000 | 0.000 |
| State Loc Gov | 0 | 0 | 0 | 0 | 0.000 | 0.000 |
| Non-Defined | 0 | 0 | 0 | 0 | 0.000 | 0.000 |
| METHODS OF PROC | | | | | | |
| 2 Step | 0 | 0 | 0 | 0 | 0.000 | 0.000 |
| Other Formal Adv | 0 | 0 | 0 | 0 | 0.000 | 0.000 |
| Neg Comp | 1 | 46 | 1 | 46 | 16.667 | 41.441 |
| Neg Non-Comp | 0 | 0 | 0 | 0 | 0.000 | 0.000 |
| Dir For Govs | 0 | 0 | 0 | 0 | 0.000 | 0.000 |
| Tariff or Reg | 0 | 0 | 0 | 0 | 0.000 | 0.000 |
| SMALL BUSINESS AWARDS | | | | | | |
| Prime | 0 | 0 | 0 | 0 | 0.000 | 0.000 |
| Total Set-Aside | 0 | 0 | 0 | 0 | 0.000 | 0.000 |
| Partial Set-Aside | 0 | 0 | 0 | 0 | 0.000 | 0.000 |
| LABOR SURPLUS AREA | | | | | | |
| Total Set-Aside | 0 | 0 | 0 | 0 | 0.000 | 0.000 |
| Tie Bid Pref | 0 | 0 | 0 | 0 | 0.000 | 0.000 |
| Tot LSA Sm Set-Aside | 0 | 0 | 0 | 0 | 0.000 | 0.000 |
| SUB-TOTAL | 0 | 0 | 0 | 0 | 0.000 | 0.000 |
| No Pref Given | 1 | 46 | 6 | 111 | 100.000 | 100.000 |
| MINORITY & DISADVANT | | | | | | |
| Lg Minority | 0 | 0 | 0 | 0 | 0.000 | 0.000 |
| Sm Minority | 0 | 0 | 0 | 0 | 0.000 | 0.000 |
| 8a Minority | 0 | 0 | 0 | 0 | 0.000 | 0.000 |
| SUB-TOTAL | 0 | 0 | 0 | 0 | 0.000 | 0.000 |
| WOMEN OWNED | | | | | | |
| 0 | 0 | 0 | 0 | 0 | 0.000 | 0.000 |
| TYPE OF CONTRACT | | | | | | |
| Fixed Price | 1 | 46 | 6 | 111 | 100.000 | 100.000 |
| Cost | 0 | 0 | 0 | 0 | 0.000 | 0.000 |
| Time & Material | 0 | 0 | 0 | 0 | 0.000 | 0.000 |
| Labor Hour | 0 | 0 | 0 | 0 | 0.000 | 0.000 |
| Multi Year | 0 | 0 | 0 | 0 | 0.000 | 0.000 |
| SUBJECT TO STAT REQ | | | | | | |
| Walsh Healey Mfr | 1 | 46 | 2 | 58 | 33.333 | 52.252 |
| Walsh Healey Dir | 0 | 0 | 0 | 0 | 0.000 | 0.000 |
| Service Contracts | 0 | 0 | 2 | 30 | 33.333 | 27.027 |
| Davis Bacon | 0 | 0 | 0 | 0 | 0.000 | 0.000 |
| Not Subject To | 0 | 0 | 2 | 23 | 33.333 | 20.721 |
| KIND OF CONTRACT | | | | | | |
| Initial Letter | 0 | 0 | 0 | 0 | 0.000 | 0.000 |
| Def Supersed Ltr | 0 | 0 | 0 | 0 | 0.000 | 0.000 |
| Definitive | 0 | 0 | 1 | 12 | 16.667 | 10.811 |
| Internal Order | 0 | 0 | 2 | 24 | 33.333 | 21.622 |
| Modification | 0 | 0 | 0 | 0 | 0.000 | 0.000 |
| GSA Schedule | 1 | 46 | 3 | 75 | 50.000 | 67.568 |
| External Order | 0 | 0 | 0 | 0 | 0.000 | 0.000 |
| Term For Default | 0 | 0 | 0 | 0 | 0.000 | 0.000 |
| Term For Conven | 0 | 0 | 0 | 0 | 0.000 | 0.000 |
| PRODUCT OR SERVICE | | | | | | |
| Supplies & Equipment | 1 | 46 | 3 | 69 | 50.000 | 62.162 |
| Research & Development | 0 | 0 | 0 | 0 | 0.000 | 0.000 |
| Construction | 0 | 0 | 1 | 13 | 16.667 | 11.712 |
| Architect Engineer | 0 | 0 | 0 | 0 | 0.000 | 0.000 |
| Automatic Data Processing Services | 0 | 0 | 0 | 0 | 0.000 | 0.000 |
| ADP Equipment, Purchase & Lease | 0 | 0 | 1 | 12 | 16.667 | 10.811 |
| Real Property, Purchase & Lease | 0 | 0 | 0 | 0 | 0.000 | 0.000 |
| Other Services | 0 | 0 | 1 | 17 | 16.667 | 15.315 |
| Consultant Services | 0 | 0 | 0 | 0 | 0.000 | 0.000 |

OFFICE OF PERSONNEL MANAGEMENT SNAPSHOT REPORT

Actions Reported in Summary on SF281

Fourth Quarter Fiscal Year 1986

Part I - Total Prime Acquisition Actions

| Acquisition Method | Number of Actions | Net Dollar Amount (000) | | | | |
|--|-------------------|-------------------------|-------------------------|-------------------------|---------------------------------------|------------------------------|
| | | Total | Small Business Concerns | Large Business Concerns | Educational & Non-Profit Institutions | Outside U.S./ Outlying Areas |
| 1. TOTAL (2+7+8)..... | 3,167 | 2,611 | | | | |
| 2. Subtotal (3+4+5+6)..... | 3,167 | 2,611 | 1,935 | 646 | 29 | 1 |
| 3. Formally Advertised (Including 2 Step)..... | 0 | 0 | 0 | 0 | 0 | 0 |
| 4. Negotiated Competitive..... | 1,015 | 796 | 593 | 182 | 21 | 0 |
| 5. Negotiated Non-Competitive..... | 1,649 | 1,261 | 1,131 | 121 | 8 | 1 |
| 6. Procurement Under Another Agency's Contracts..... | 503 | 554 | 211 | 343 | 0 | 0 |
| 6A. GSA Schedules..... | 503 | 554 | 211 | 343 | 0 | 0 |
| 6B. Another Agency's Contracts..... | 0 | 0 | 0 | 0 | 0 | 0 |
| 7. Directed Contracts For Foreign Governments..... | 0 | 0 | | | | |
| 8. Tariff Or Regulated Acquisitions..... | 0 | 0 | | | | |

Part II - Statistics on Selected Types of Acquisition

| Type of Acquisition | Number of Actions | Net Dollar Amount (000) |
|--|-------------------|-------------------------|
| 9. Small Business Total Set-Asides..... | 0 | 0 |
| 10. Small Business Partial Set-Asides..... | 0 | 0 |
| 11. Total Labor Surplus Area Set-Asides..... | 0 | 0 |
| 12. Total Labor Surplus Area/Small Business Set-Asides..... | 0 | 0 |
| 13. Acquisitions From Minority And Disadvantaged Business Enterprises (13A+13B)..... | 55 | 36 |
| 13A. Directed To Large Or Small Minority Business Enterprises..... | 55 | 36 |
| 13B. Small Business - Disadvantaged 8(A)..... | 0 | 0 |
| 14. Women-Owned Business..... | 212 | 161 |

Fourth Quarter Fiscal Year 1986 Year to Date

Part I - Total Prime Acquisition Actions

| Acquisition Method | Number of Actions | Net Dollar Amount (000) | | | | |
|--|-------------------|-------------------------|-------------------------|-------------------------|---------------------------------------|------------------------------|
| | | Total | Small Business Concerns | Large Business Concerns | Educational & Non-Profit Institutions | Outside U.S./ Outlying Areas |
| 1. TOTAL (2+7+8)..... | 11,269 | 7,212 | | | | |
| 2. Subtotal (3+4+5+6)..... | 11,269 | 7,212 | 5,465 | 1,670 | 74 | 3 |
| 3. Formally Advertised (Including 2 Step)..... | 10 | 12 | 12 | 0 | 0 | 0 |
| 4. Negotiated Competitive..... | 4,059 | 2,593 | 2,017 | 544 | 32 | 0 |
| 5. Negotiated Non-Competitive..... | 5,496 | 3,393 | 3,038 | 311 | 41 | 3 |
| 6. Procurement Under Another Agency's Contracts..... | 1,704 | 1,214 | 398 | 815 | 1 | 0 |
| 6A. GSA Schedules..... | 1,703 | 1,208 | 398 | 809 | 1 | 0 |
| 6B. Another Agency's Contracts..... | 1 | 6 | 0 | 6 | 0 | 0 |
| 7. Directed Contracts For Foreign Governments..... | 0 | 0 | | | | |
| 8. Tariff Or Regulated Acquisitions..... | 0 | 0 | | | | |

Part II - Statistics on Selected Types of Acquisition

| Type of Acquisition | Number of Actions | Net Dollar Amount (000) |
|--|-------------------|-------------------------|
| 9. Small Business Total Set-Asides..... | 0 | 0 |
| 10. Small Business Partial Set-Asides..... | 0 | 0 |
| 11. Total Labor Surplus Area Set-Asides..... | 0 | 0 |
| 12. Total Labor Surplus Area/Small Business Set-Asides..... | 0 | 0 |
| 13. Acquisitions From Minority And Disadvantaged Business Enterprises (13A+13B)..... | 275 | 149 |
| 13A. Directed To Large Or Small Minority Business Enterprises..... | 275 | 149 |
| 13B. Small Business - Disadvantaged 8(A)..... | 0 | 0 |
| 14. Women-Owned Business..... | 543 | 375 |

OFFICE OF PERSONNEL MANAGEMENT SNAPSHOT REPORT

Actions Reported Individually on SF279
Fourth Quarter Fiscal Year 1986 and Year to Date

| | 4th Qtr Actions | 4th Qtr Dollars (000) | YTD Actions | YTD Dollars (000) | YTD % Actions | YTD % Dollars |
|---|--------------------|--------------------------|-------------|----------------------|------------------|------------------|
| OFFICE OF PERSONNEL MANAGEMENT | 22 | 1,597 | 369 | 280,286 | 100.000 | 100.000 |
| TYPE CONTRACTOR | | | | | | |
| Bus Concerns | 22 | 1,597 | 194 | 37,519 | 52.575 | 13.396 |
| Educational & Non-Profit | 0 | 0 | 175 | 242,767 | 47.425 | 86.614 |
| State Loc Gov..... | 0 | 0 | 0 | 0 | 0.000 | 0.000 |
| Non-Defined | 0 | 0 | 0 | 0 | 0.000 | 0.000 |
| METHODS OF PROC | | | | | | |
| 2 Step | 0 | 0 | 0 | 0 | 0.000 | 0.000 |
| Other Formal Adv..... | 0 | 0 | 0 | 0 | 0.000 | 0.000 |
| Neg Comp | 7 | 1,491 | 33 | 3,927 | 8.943 | 1.401 |
| Neg Non-Comp | 1 | -148 | 7 | 1,092 | 1.897 | 0.390 |
| Dir For Gvs | 0 | 0 | 0 | 0 | 0.000 | 0.000 |
| Tariff or Reg..... | 0 | 0 | 2 | 296 | 0.542 | 0.106 |
| SMALL BUSINESS AWARDS | | | | | | |
| Prime | 4 | 91 | 12 | 602 | 3.252 | 0.215 |
| Total Set-Aside | 1 | 45 | 1 | 45 | 0.271 | 0.016 |
| Partial Set-Aside | 0 | 0 | 0 | 0 | 0.000 | 0.000 |
| LABOR SURPLUS AREA | | | | | | |
| Total Set-Aside | 0 | 0 | 0 | 0 | 0.000 | 0.000 |
| Tie Bid Pref | 0 | 0 | 0 | 0 | 0.000 | 0.000 |
| Tot LSA Sm Set-Aside..... | 0 | 0 | 0 | 0 | 0.000 | 0.000 |
| SUB-TOTAL | 0 | 0 | 0 | 0 | 0.000 | 0.000 |
| No Pref Given | 22 | 1,597 | 369 | 280,286 | 100.000 | 100.000 |
| MINORITY & DISADVANT | | | | | | |
| Lg Minority..... | 0 | 0 | 0 | 0 | 0.000 | 0.000 |
| Sm Minority | 0 | 0 | 1 | 9 | 0.271 | 0.003 |
| 8a Minority | 0 | 0 | 0 | 0 | 0.000 | 0.000 |
| SUB-TOTAL | 0 | 0 | 1 | 9 | 0.271 | 0.003 |
| WOMEN OWNED | 0 | 0 | 1 | 14 | 0.271 | 0.005 |
| TYPE OF CONTRACT | | | | | | |
| Fixed Price | 22 | 1,597 | 369 | 280,286 | 100.000 | 100.000 |
| Cost | 0 | 0 | 0 | 0 | 0.000 | 0.000 |
| Time & Material | 0 | 0 | 0 | 0 | 0.000 | 0.000 |
| Labor Hour | 0 | 0 | 0 | 0 | 0.000 | 0.000 |
| Multi Year | 0 | 0 | 0 | 0 | 0.000 | 0.000 |
| SUBJECT TO STAT REQ | | | | | | |
| Walsh Healey Mfr..... | 3 | 1,020 | 33 | 3,899 | 8.943 | 1.391 |
| Walsh Healey Dir..... | 2 | 243 | 4 | 705 | 1.084 | 0.252 |
| Service Contracts..... | 0 | 0 | 3 | 427 | 0.813 | 0.152 |
| Davis Bacon..... | 0 | 0 | 0 | 0 | 0.000 | 0.000 |
| Not Subject To | 17 | 334 | 329 | 275,255 | 89.160 | 98.205 |
| KIND OF CONTRACT | | | | | | |
| Initial Letter | 0 | 0 | 0 | 0 | 0.000 | 0.000 |
| Def Supersd Ltr..... | 0 | 0 | 0 | 0 | 0.000 | 0.000 |
| Definitive | 4 | 55 | 97 | 2,793 | 26.287 | 0.996 |
| Internal Order..... | 0 | 0 | 1 | 132 | 0.271 | 0.047 |
| Modification..... | 5 | 1,263 | 235 | 276,014 | 63.686 | 98.476 |
| GSA Schedule | 13 | 279 | 34 | 1,048 | 9.214 | 0.374 |
| External Order..... | 0 | 0 | 2 | 299 | 0.542 | 0.107 |
| Term For Default..... | 0 | 0 | 0 | 0 | 0.000 | 0.000 |
| Term For Conven..... | 0 | 0 | 0 | 0 | 0.000 | 0.000 |
| PRODUCT OR SERVICE | | | | | | |
| Supplies & Equipment | 4 | 82 | 9 | 201 | 2.439 | 0.072 |
| Research & Development..... | 0 | 0 | 0 | 0 | 0.000 | 0.000 |
| Construction..... | 0 | 0 | 0 | 0 | 0.000 | 0.000 |
| Architect Engineer..... | 0 | 0 | 0 | 0 | 0.000 | 0.000 |
| Automatic Data Processing Services..... | 0 | 0 | 1 | -5 | 0.271 | -0.002 |
| ADP Equipment, Purchase & Lease..... | 13 | 280 | 37 | 2,492 | 10.027 | 0.889 |
| Real Property, Purchase & Lease..... | 0 | 0 | 0 | 0 | 0.000 | 0.000 |
| Other Services..... | 5 | 1,235 | 322 | 277,598 | 87.263 | 99.041 |
| Consultant Services | 0 | 0 | 0 | 0 | 0.000 | 0.000 |

PEACE CORP SNAPSHOT REPORT

Actions Reported in Summary on SF281

Fourth Quarter Fiscal Year 1986

Part I - Total Prime Acquisition Actions

| Acquisition Method | Number of Actions | Net Dollar Amount (000) | | | | |
|--|-------------------|-------------------------|-------------------------|-------------------------|---------------------------------------|------------------------------|
| | | Total | Small Business Concerns | Large Business Concerns | Educational & Non-Profit Institutions | Outside U.S./ Outlying Areas |
| 1. TOTAL (2+7+8)..... | 3,917 | 4,684 | | | | |
| 2. Subtotal (3+4+5+6)..... | 3,917 | 4,684 | 479 | 330 | 467 | 3,408 |
| 3. Formally Advertised (Including 2 Step) | 0 | 0 | 0 | 0 | 0 | 0 |
| 4. Negotiated Competitive..... | 1,240 | 1,521 | 152 | 28 | 0 | 1,341 |
| 5. Negotiated Non-Competitive | 2,598 | 2,981 | 279 | 168 | 467 | 2,067 |
| 6. Procurement Under Another Agency's Contracts..... | 79 | 182 | 48 | 134 | 0 | 0 |
| 6A. GSA Schedules..... | 79 | 182 | 48 | 134 | 0 | 0 |
| 6B. Another Agency's Contracts..... | 0 | 0 | 0 | 0 | 0 | 0 |
| 7. Directed Contracts For Foreign Governments | 0 | 0 | | | | |
| 8. Tariff Or Regulated Acquisitions..... | 0 | 0 | | | | |

Part II - Statistics on Selected Types of Acquisition

| Type of Acquisition | Number of Actions | Net Dollar Amount (000) |
|--|-------------------|-------------------------|
| 9. Small Business Total Set-Asides | 0 | 0 |
| 10. Small Business Partial Set-Asides | 0 | 0 |
| 11. Total Labor Surplus Area Set-Asides | 0 | 0 |
| 12. Total Labor Surplus Area/Small Business Set-Asides | 0 | 0 |
| 13. Acquisitions From Minority And Disadvantaged Business Enterprises (13A+13B)..... | 0 | 0 |
| 13A. Directed To Large Or Small Minority Business Enterprises..... | 0 | 0 |
| 13B. Small Business - Disadvantaged 8(A) | 0 | 0 |
| 14. Women-Owned Business..... | 43 | 87 |

Fourth Quarter Fiscal Year 1986 Year to Date

Part I - Total Prime Acquisition Actions

| Acquisition Method | Number of Actions | Net Dollar Amount (000) | | | | |
|--|-------------------|-------------------------|-------------------------|-------------------------|---------------------------------------|------------------------------|
| | | Total | Small Business Concerns | Large Business Concerns | Educational & Non-Profit Institutions | Outside U.S./ Outlying Areas |
| 1. TOTAL (2+7+8)..... | 12,103 | 13,438 | | | | |
| 2. Subtotal (3+4+5+6)..... | 12,103 | 13,438 | 1,778 | 898 | 531 | 10,231 |
| 3. Formally Advertised (Including 2 Step) | 0 | 0 | 0 | 0 | 0 | 0 |
| 4. Negotiated Competitive..... | 4,273 | 5,329 | 555 | 36 | 0 | 4,738 |
| 5. Negotiated Non-Competitive | 7,566 | 7,642 | 1,057 | 561 | 531 | 5,493 |
| 6. Procurement Under Another Agency's Contracts..... | 264 | 467 | 166 | 301 | 0 | 0 |
| 6A. GSA Schedules..... | 264 | 467 | 166 | 301 | 0 | 0 |
| 6B. Another Agency's Contracts..... | 0 | 0 | 0 | 0 | 0 | 0 |
| 7. Directed Contracts For Foreign Governments | 0 | 0 | | | | |
| 8. Tariff Or Regulated Acquisitions..... | 0 | 0 | | | | |

Part II - Statistics on Selected Types of Acquisition

| Type of Acquisition | Number of Actions | Net Dollar Amount (000) |
|--|-------------------|-------------------------|
| 9. Small Business Total Set-Asides | 0 | 0 |
| 10. Small Business Partial Set-Asides | 0 | 0 |
| 11. Total Labor Surplus Area Set-Asides | 0 | 0 |
| 12. Total Labor Surplus Area/Small Business Set-Asides | 0 | 0 |
| 13. Acquisitions From Minority And Disadvantaged Business Enterprises (13A+13B)..... | 4 | 21 |
| 13A. Directed To Large Or Small Minority Business Enterprises..... | 4 | 21 |
| 13B. Small Business - Disadvantaged 8(A) | 0 | 0 |
| 14. Women-Owned Business..... | 141 | 282 |

PEACE CORP SNAPSHOT REPORT

Actions Reported Individually on SF279

Fourth Quarter Fiscal Year 1986 and Year to Date

| | 4th Qtr Actions | 4th Qtr Dollars (000) | YTD Actions | YTD Dollars (000) | YTD % Actions | YTD % Dollars |
|--|--------------------|--------------------------|-------------|----------------------|------------------|------------------|
| PEACE CORP | 63 | 3,276 | 223 | 13,706 | 100.000 | 100.000 |
| TYPE CONTRACTOR | | | | | | |
| Bus Concerns | 24 | 2,145 | 92 | 9,262 | 41.256 | 67.576 |
| Educational & Non-Profit | 3 | 304 | 10 | 1,378 | 4.484 | 10.054 |
| State Loc Gov | 0 | 0 | 0 | 0 | 0.000 | 0.000 |
| Non-Defined | 36 | 827 | 121 | 3,066 | 54.260 | 22.370 |
| METHODS OF PROC | | | | | | |
| 2 Step | 0 | 0 | 0 | 0 | 0.000 | 0.000 |
| Other Formal Adv | 0 | 0 | 0 | 0 | 0.000 | 0.000 |
| Neg Comp | 4 | 423 | 18 | 2,010 | 8.072 | 14.665 |
| Neg Non-Comp | 3 | 297 | 7 | 1,801 | 3.139 | 13.140 |
| Dir For Govs | 0 | 0 | 0 | 0 | 0.000 | 0.000 |
| Tariff or Reg | 0 | 0 | 0 | 0 | 0.000 | 0.000 |
| SMALL BUSINESS AWARDS | | | | | | |
| Prime | 20 | 1,669 | 73 | 7,920 | 32.735 | 57.785 |
| Total Set-Aside | 0 | 0 | 0 | 0 | 0.000 | 0.000 |
| Partial Set-Aside | 0 | 0 | 0 | 0 | 0.000 | 0.000 |
| LABOR SURPLUS AREA | | | | | | |
| Total Set-Aside | 0 | 0 | 0 | 0 | 0.000 | 0.000 |
| Tie Bid Pref | 0 | 0 | 0 | 0 | 0.000 | 0.000 |
| Tot LSA Sm Set-Aside | 0 | 0 | 0 | 0 | 0.000 | 0.000 |
| SUB-TOTAL | 0 | 0 | 0 | 0 | 0.000 | 0.000 |
| No Pref Given | 63 | 3,276 | 223 | 13,706 | 100.000 | 100.000 |
| MINORITY & DISADVANT | | | | | | |
| Lg Minority | 0 | 0 | 0 | 0 | 0.000 | 0.000 |
| Sm Minority | 1 | 128 | 2 | 195 | 0.897 | 1.423 |
| 8a Minority | 9 | 766 | 28 | 4,366 | 12.556 | 31.855 |
| SUB-TOTAL | 10 | 894 | 30 | 4,561 | 13.453 | 33.277 |
| WOMEN OWNED | | | | | | |
| | 14 | 436 | 33 | 1,459 | 14.798 | 10.645 |
| TYPE OF CONTRACT | | | | | | |
| Fixed Price | 45 | 1,362 | 163 | 4,467 | 73.094 | 32.592 |
| Cost | 18 | 1,914 | 60 | 9,239 | 26.906 | 67.408 |
| Time & Material | 0 | 0 | 0 | 0 | 0.000 | 0.000 |
| Labor Hour | 0 | 0 | 0 | 0 | 0.000 | 0.000 |
| Multi Year | 0 | 0 | 0 | 0 | 0.000 | 0.000 |
| SUBJECT TO STAT REQ | | | | | | |
| Walsh Healey Mfr | 0 | 0 | 6 | 308 | 2.691 | 2.247 |
| Walsh Healey Dir | 3 | 469 | 3 | 469 | 1.345 | 3.422 |
| Service Contracts | 0 | 0 | 2 | 46 | 0.897 | 0.336 |
| Davis Bacon | 0 | 0 | 0 | 0 | 0.000 | 0.000 |
| Not Subject To | 60 | 2,807 | 212 | 12,883 | 95.067 | 93.995 |
| KIND OF CONTRACT | | | | | | |
| Initial Letter | 0 | 0 | 0 | 0 | 0.000 | 0.000 |
| Def Superseded Ltr | 1 | 32 | 1 | 32 | 0.448 | 0.233 |
| Definitive | 43 | 1,307 | 162 | 6,207 | 72.646 | 45.287 |
| Internal Order | 0 | 0 | 0 | 0 | 0.000 | 0.000 |
| Modification | 18 | 1,922 | 50 | 7,103 | 22.422 | 51.824 |
| GSA Schedule | 1 | 15 | 10 | 364 | 4.484 | 2.656 |
| External Order | 0 | 0 | 0 | 0 | 0.000 | 0.000 |
| Term For Default | 0 | 0 | 0 | 0 | 0.000 | 0.000 |
| Term For Conven | 0 | 0 | 0 | 0 | 0.000 | 0.000 |
| PRODUCT OR SERVICE | | | | | | |
| Supplies & Equipment | 16 | 753 | 32 | 1,122 | 14.350 | 8.186 |
| Research & Development | 0 | 0 | 0 | 0 | 0.000 | 0.000 |
| Construction | 0 | 0 | 0 | 0 | 0.000 | 0.000 |
| Architect Engineer | 0 | 0 | 0 | 0 | 0.000 | 0.000 |
| Automatic Data Processing Services | 1 | 12 | 5 | 253 | 2.242 | 1.846 |
| ADP Equipment, Purchase & Lease | 1 | 15 | 7 | 421 | 3.139 | 3.072 |
| Real Property, Purchase & Lease | 4 | 78 | 21 | 329 | 9.417 | 2.400 |
| Other Services | 41 | 2,418 | 158 | 11,581 | 70.852 | 84.496 |
| Consultant Services | 0 | 0 | 0 | 0 | 0.000 | 0.000 |

PENNSYLVANIA AVENUE DEVELOPMENT CORP SNAPSHOT REPORT

Actions Reported in Summary on SF281

Fourth Quarter Fiscal Year 1986

Part I - Total Prime Acquisition Actions

| Acquisition Method | Number of Actions | Net Dollar Amount (000) | | | | |
|--|-------------------|-------------------------|-------------------------|-------------------------|---------------------------------------|------------------------------|
| | | Total | Small Business Concerns | Large Business Concerns | Educational & Non-Profit Institutions | Outside U.S./ Outlying Areas |
| 1. TOTAL (2+7+8)..... | 86 | 294 | | | | |
| 2. Subtotal (3+4+5+6)..... | 86 | 294 | 153 | 140 | 1 | 0 |
| 3. Formally Advertised (Including 2 Step)..... | 9 | 131 | 90 | 41 | 0 | 0 |
| 4. Negotiated Competitive..... | 18 | 51 | 17 | 34 | 0 | 0 |
| 5. Negotiated Non-Competitive..... | 55 | 111 | 46 | 65 | 0 | 0 |
| 6. Procurement Under Another Agency's Contracts..... | 4 | 1 | 0 | 0 | 1 | 0 |
| 6A. GSA Schedules..... | 4 | 1 | 0 | 0 | 1 | 0 |
| 6B. Another Agency's Contracts..... | 0 | 0 | 0 | 0 | 0 | 0 |
| 7. Directed Contracts For Foreign Governments..... | 0 | 0 | 0 | 0 | 0 | 0 |
| 8. Tariff Or Regulated Acquisitions..... | 0 | 0 | 0 | 0 | 0 | 0 |

Part II - Statistics on Selected Types of Acquisition

| Type of Acquisition | Number of Actions | Net Dollar Amount (000) |
|--|-------------------|-------------------------|
| 9. Small Business Total Set-Asides..... | 0 | 0 |
| 10. Small Business Partial Set-Asides..... | 0 | 0 |
| 11. Total Labor Surplus Area Set-Asides..... | 0 | 0 |
| 12. Total Labor Surplus Area/Small Business Set-Asides..... | 0 | 0 |
| 13. Acquisitions From Minority And Disadvantaged Business Enterprises (13A+13B)..... | 0 | 0 |
| 13A. Directed To Large Or Small Minority Business Enterprises..... | 0 | 0 |
| 13B. Small Business - Disadvantaged 8(A)..... | 0 | 0 |
| 14. Women-Owned Business..... | 0 | 0 |

Fourth Quarter Fiscal Year 1986 Year to Date

Part I - Total Prime Acquisition Actions

| Acquisition Method | Number of Actions | Net Dollar Amount (000) | | | | |
|--|-------------------|-------------------------|-------------------------|-------------------------|---------------------------------------|------------------------------|
| | | Total | Small Business Concerns | Large Business Concerns | Educational & Non-Profit Institutions | Outside U.S./ Outlying Areas |
| 1. TOTAL (2+7+8)..... | 86 | 294 | | | | |
| 2. Subtotal (3+4+5+6)..... | 86 | 294 | 153 | 140 | 1 | 0 |
| 3. Formally Advertised (Including 2 Step)..... | 9 | 131 | 90 | 41 | 0 | 0 |
| 4. Negotiated Competitive..... | 18 | 51 | 17 | 34 | 0 | 0 |
| 5. Negotiated Non-Competitive..... | 55 | 111 | 46 | 65 | 0 | 0 |
| 6. Procurement Under Another Agency's Contracts..... | 4 | 1 | 0 | 0 | 1 | 0 |
| 6A. GSA Schedules..... | 4 | 1 | 0 | 0 | 1 | 0 |
| 6B. Another Agency's Contracts..... | 0 | 0 | 0 | 0 | 0 | 0 |
| 7. Directed Contracts For Foreign Governments..... | 0 | 0 | 0 | 0 | 0 | 0 |
| 8. Tariff Or Regulated Acquisitions..... | 0 | 0 | 0 | 0 | 0 | 0 |

Part II - Statistics on Selected Types of Acquisition

| Type of Acquisition | Number of Actions | Net Dollar Amount (000) |
|--|-------------------|-------------------------|
| 9. Small Business Total Set-Asides..... | 0 | 0 |
| 10. Small Business Partial Set-Asides..... | 0 | 0 |
| 11. Total Labor Surplus Area Set-Asides..... | 0 | 0 |
| 12. Total Labor Surplus Area/Small Business Set-Asides..... | 0 | 0 |
| 13. Acquisitions From Minority And Disadvantaged Business Enterprises (13A+13B)..... | 0 | 0 |
| 13A. Directed To Large Or Small Minority Business Enterprises..... | 0 | 0 |
| 13B. Small Business - Disadvantaged 8(A)..... | 0 | 0 |
| 14. Women-Owned Business..... | 0 | 0 |

PENNSYLVANIA AVENUE DEVELOPMENT CORP SNAPSHOT REPORT

Actions Reported Individually on SF279

Fourth Quarter Fiscal Year 1986 and Year to Date

| | 4th Qtr Actions | 4th Qtr Dollars (000) | YTD Actions | YTD Dollars (000) | YTD % Actions | YTD % Dollars |
|---|--------------------|--------------------------|-------------|----------------------|------------------|------------------|
| PENNSYLVANIA AVENUE DEVELOPMENT CORP..... | 1 | 1,445 | 11 | 3,317 | 100.000 | 100.000 |
| TYPE CONTRACTOR | | | | | | |
| Bus Concerns..... | 1 | 1,445 | 10 | 3,305 | 90.909 | 99.638 |
| Educational & Non-Profit..... | 0 | 0 | 0 | 0 | 0.000 | 0.000 |
| State Loc Gov..... | 0 | 0 | 1 | 12 | 9.091 | 0.362 |
| Non-Defined..... | 0 | 0 | 0 | 0 | 0.000 | 0.000 |
| METHODS OF PROC | | | | | | |
| 2 Step..... | 0 | 0 | 0 | 0 | 0.000 | 0.000 |
| Other Formal Adv..... | 0 | 0 | 0 | 0 | 0.000 | 0.000 |
| Neg Comp..... | 0 | 0 | 2 | 49 | 18.182 | 1.477 |
| Neg Non-Comp..... | 0 | 0 | 4 | 1,371 | 36.364 | 41.333 |
| Dir For Govs..... | 0 | 0 | 0 | 0 | 0.000 | 0.000 |
| Tariff or Reg..... | 0 | 0 | 0 | 0 | 0.000 | 0.000 |
| SMALL BUSINESS AWARDS | | | | | | |
| Prime..... | 0 | 0 | 3 | 293 | 27.273 | 8.833 |
| Total Set-Aside..... | 0 | 0 | 0 | 0 | 0.000 | 0.000 |
| Partial Set-Aside..... | 0 | 0 | 0 | 0 | 0.000 | 0.000 |
| LABOR SURPLUS AREA | | | | | | |
| Total Set-Aside..... | 0 | 0 | 0 | 0 | 0.000 | 0.000 |
| Tie Bid Pref..... | 0 | 0 | 0 | 0 | 0.000 | 0.000 |
| Tot LSA Sm Set-Aside..... | 0 | 0 | 0 | 0 | 0.000 | 0.000 |
| SUB-TOTAL..... | 0 | 0 | 0 | 0 | 0.000 | 0.000 |
| No Pref Given..... | 1 | 1,445 | 11 | 3,317 | 100.000 | 100.000 |
| MINORITY & DISADVANT | | | | | | |
| Lg Minority..... | 1 | 1,445 | 2 | 1,631 | 18.182 | 49.171 |
| Sm Minority..... | 0 | 0 | 0 | 0 | 0.000 | 0.000 |
| 8a Minority..... | 0 | 0 | 1 | 153 | 9.091 | 4.613 |
| SUB-TOTAL..... | 1 | 1,445 | 3 | 1,784 | 27.273 | 53.784 |
| WOMEN OWNED..... | | | | | | |
| | 0 | 0 | 1 | 153 | 9.091 | 4.613 |
| TYPE OF CONTRACT | | | | | | |
| Fixed Price..... | 1 | 1,445 | 11 | 3,317 | 100.000 | 100.000 |
| Cost..... | 0 | 0 | 0 | 0 | 0.000 | 0.000 |
| Time & Material..... | 0 | 0 | 0 | 0 | 0.000 | 0.000 |
| Labor Hour..... | 0 | 0 | 0 | 0 | 0.000 | 0.000 |
| Multi Year..... | 0 | 0 | 1 | 197 | 9.091 | 5.939 |
| SUBJECT TO STAT REQ | | | | | | |
| Walsh Healey Mfr..... | 0 | 0 | 0 | 0 | 0.000 | 0.000 |
| Walsh Healey Dir..... | 0 | 0 | 1 | 186 | 9.091 | 5.607 |
| Service Contracts..... | 0 | 0 | 1 | 153 | 9.091 | 4.613 |
| Davis Bacon..... | 1 | 1,445 | 1 | 1,445 | 9.091 | 43.563 |
| Not Subject To..... | 0 | 0 | 8 | 1,533 | 72.727 | 46.216 |
| KIND OF CONTRACT | | | | | | |
| Initial Letter..... | 0 | 0 | 0 | 0 | 0.000 | 0.000 |
| Def Supersd Ltr..... | 0 | 0 | 0 | 0 | 0.000 | 0.000 |
| Definitive..... | 1 | 1,445 | 11 | 3,317 | 100.000 | 100.000 |
| Internal Order..... | 0 | 0 | 0 | 0 | 0.000 | 0.000 |
| Modification..... | 0 | 0 | 0 | 0 | 0.000 | 0.000 |
| GSA Schedule..... | 0 | 0 | 0 | 0 | 0.000 | 0.000 |
| External Order..... | 0 | 0 | 0 | 0 | 0.000 | 0.000 |
| Term For Default..... | 0 | 0 | 0 | 0 | 0.000 | 0.000 |
| Term For Conven..... | 0 | 0 | 0 | 0 | 0.000 | 0.000 |
| PRODUCT OR SERVICE | | | | | | |
| Supplies & Equipment..... | 0 | 0 | 3 | 294 | 27.273 | 8.863 |
| Research & Development..... | 0 | 0 | 0 | 0 | 0.000 | 0.000 |
| Construction..... | 1 | 1,445 | 2 | 1,631 | 18.182 | 49.171 |
| Architect Engineer..... | 0 | 0 | 3 | 1,130 | 27.273 | 34.067 |
| Automatic Data Processing Services..... | 0 | 0 | 0 | 0 | 0.000 | 0.000 |
| ADP Equipment, Purchase & Lease..... | 0 | 0 | 0 | 0 | 0.000 | 0.000 |
| Real Property, Purchase & Lease..... | 0 | 0 | 0 | 0 | 0.000 | 0.000 |
| Other Services..... | 0 | 0 | 3 | 262 | 27.273 | 7.899 |
| Consultant Services..... | 0 | 0 | 3 | 1,130 | 27.273 | 34.067 |

RAILROAD RETIREMENT BOARD SNAPSHOT REPORT

Actions Reported in Summary on SF281

Fourth Quarter Fiscal Year 1986

Part I - Total Prime Acquisition Actions

| Acquisition Method | Number of Actions | Net Dollar Amount (000) | | | | |
|--|-------------------|-------------------------|-------------------------|-------------------------|---------------------------------------|------------------------------|
| | | Total | Small Business Concerns | Large Business Concerns | Educational & Non-Profit Institutions | Outside U.S./ Outlying Areas |
| 1. TOTAL (2+7+8)..... | 643 | 512 | | | | |
| 2. Subtotal (3+4+5+6)..... | 643 | 512 | | | | |
| 3. Formally Advertised (Including 2 Step)..... | 0 | 0 | 153 | 354 | 5 | 0 |
| 4. Negotiated Competitive..... | 95 | 129 | 35 | 94 | 0 | 0 |
| 5. Negotiated Non-Competitive..... | 404 | 189 | 84 | 100 | 5 | 0 |
| 6. Procurement Under Another Agency's Contracts..... | 144 | 194 | 34 | 160 | 0 | 0 |
| 6A. GSA Schedules..... | 136 | 186 | 34 | 152 | 0 | 0 |
| 6B. Another Agency's Contracts..... | 8 | 8 | 0 | 8 | 0 | 0 |
| 7. Directed Contracts For Foreign Governments..... | 0 | 0 | | | 0 | 0 |
| 8. Tariff Or Regulated Acquisitions..... | 0 | 0 | | | | 0 |

Part II - Statistics on Selected Types of Acquisition

| Type of Acquisition | Number of Actions | Net Dollar Amount (000) |
|--|-------------------|-------------------------|
| 9. Small Business Total Set-Asides..... | 0 | 0 |
| 10. Small Business Partial Set-Asides..... | 0 | 0 |
| 11. Total Labor Surplus Area Set-Asides..... | 0 | 0 |
| 12. Total Labor Surplus Area/Small Business Set-Asides..... | 0 | 0 |
| 13. Acquisitions From Minority And Disadvantaged Business Enterprises (13A+13B)..... | 0 | 0 |
| 13A. Directed To Large Or Small Minority Business Enterprises..... | 0 | 0 |
| 13B. Small Business - Disadvantaged 8(A)..... | 0 | 0 |
| 14. Women-Owned Business..... | 0 | 0 |

Fourth Quarter Fiscal Year 1986 Year to Date

Part I - Total Prime Acquisition Actions

| Acquisition Method | Number of Actions | Net Dollar Amount (000) | | | | |
|--|-------------------|-------------------------|-------------------------|-------------------------|---------------------------------------|------------------------------|
| | | Total | Small Business Concerns | Large Business Concerns | Educational & Non-Profit Institutions | Outside U.S./ Outlying Areas |
| 1. TOTAL (2+7+8)..... | 2,139 | 2,236 | | | | |
| 2. Subtotal (3+4+5+6)..... | 2,139 | 2,236 | | | | |
| 3. Formally Advertised (Including 2 Step)..... | 0 | 0 | 1,015 | 1,198 | 23 | 0 |
| 4. Negotiated Competitive..... | 262 | 381 | 240 | 141 | 0 | 0 |
| 5. Negotiated Non-Competitive..... | 1,371 | 877 | 519 | 335 | 23 | 0 |
| 6. Procurement Under Another Agency's Contracts..... | 506 | 978 | 256 | 722 | 0 | 0 |
| 6A. GSA Schedules..... | 468 | 911 | 215 | 696 | 0 | 0 |
| 6B. Another Agency's Contracts..... | 38 | 67 | 41 | 26 | 0 | 0 |
| 7. Directed Contracts For Foreign Governments..... | 0 | 0 | | | 0 | 0 |
| 8. Tariff Or Regulated Acquisitions..... | 0 | 0 | | | | 0 |

Part II - Statistics on Selected Types of Acquisition

| Type of Acquisition | Number of Actions | Net Dollar Amount (000) |
|--|-------------------|-------------------------|
| 9. Small Business Total Set-Asides..... | 0 | 0 |
| 10. Small Business Partial Set-Asides..... | 0 | 0 |
| 11. Total Labor Surplus Area Set-Asides..... | 0 | 0 |
| 12. Total Labor Surplus Area/Small Business Set-Asides..... | 0 | 0 |
| 13. Acquisitions From Minority And Disadvantaged Business Enterprises (13A+13B)..... | 0 | 0 |
| 13A. Directed To Large Or Small Minority Business Enterprises..... | 0 | 0 |
| 13B. Small Business - Disadvantaged 8(A)..... | 0 | 0 |
| 14. Women-Owned Business..... | 0 | 0 |

RAILROAD RETIREMENT BOARD SNAPSHOT REPORT

**Actions Reported Individually on SF279
Fourth Quarter Fiscal Year 1986 and Year to Date**

| | 4th Qtr Actions | 4th Qtr Dollars (000) | YTD Actions | YTD Dollars (000) | YTD % Actions | YTD % Dollars |
|--|--------------------|--------------------------|-------------|----------------------|------------------|------------------|
| RAILROAD RETIREMENT BOARD | 9 | 5,526 | 37 | 8,416 | 100.000 | 100.000 |
| TYPE CONTRACTOR | | | | | | |
| Bus Concerns | 9 | 5,526 | 37 | 8,416 | 100.000 | 100.000 |
| Educational & Non-Profit | 0 | 0 | 0 | 0 | 0.000 | 0.000 |
| State Loc Gov | 0 | 0 | 0 | 0 | 0.000 | 0.000 |
| Non-Defined | 0 | 0 | 0 | 0 | 0.000 | 0.000 |
| METHODS OF PROC | | | | | | |
| 2 Step | 0 | 0 | 0 | 0 | 0.000 | 0.000 |
| Other Formal Adv | 0 | 0 | 1 | 63 | 2.703 | 0.749 |
| Neg Comp | 2 | 4,656 | 11 | 5,691 | 29.730 | 67.621 |
| Neg Non-Comp | 1 | 5 | 2 | 40 | 5.405 | 0.475 |
| Dir For Govs | 0 | 0 | 0 | 0 | 0.000 | 0.000 |
| Tariff or Reg | 0 | 0 | 0 | 0 | 0.000 | 0.000 |
| SMALL BUSINESS AWARDS | | | | | | |
| Prime | 4 | 478 | 13 | 1,594 | 35.135 | 18.940 |
| Total Set-Aside | 0 | 0 | 0 | 0 | 0.000 | 0.000 |
| Partial Set-Aside | 0 | 0 | 0 | 0 | 0.000 | 0.000 |
| LABOR SURPLUS AREA | | | | | | |
| Total Set-Aside | 0 | 0 | 0 | 0 | 0.000 | 0.000 |
| Tie Bid Pref | 0 | 0 | 0 | 0 | 0.000 | 0.000 |
| Tot LSA Sm Set-Aside | 0 | 0 | 0 | 0 | 0.000 | 0.000 |
| SUB-TOTAL | 0 | 0 | 0 | 0 | 0.000 | 0.000 |
| No Pref Given | 9 | 5,526 | 37 | 8,416 | 100.000 | 100.000 |
| MINORITY & DISADVANT | | | | | | |
| Lg Minority | 0 | 0 | 0 | 0 | 0.000 | 0.000 |
| Sm Minority | 0 | 0 | 0 | 0 | 0.000 | 0.000 |
| 8a Minority | 1 | 79 | 1 | 79 | 2.703 | 0.939 |
| SUB-TOTAL | 1 | 79 | 1 | 79 | 2.703 | 0.939 |
| WOMEN OWNED | 0 | 0 | 0 | 0 | 0.000 | 0.000 |
| TYPE OF CONTRACT | | | | | | |
| Fixed Price | 7 | 870 | 35 | 3,760 | 94.595 | 44.677 |
| Cost | 2 | 4,656 | 2 | 4,656 | 5.405 | 55.323 |
| Time & Material | 0 | 0 | 0 | 0 | 0.000 | 0.000 |
| Labor Hour | 0 | 0 | 0 | 0 | 0.000 | 0.000 |
| Multi Year | 5 | 4,905 | 13 | 6,114 | 35.135 | 72.647 |
| SUBJECT TO STAT REQ | | | | | | |
| Walsh Healey Mfr | 2 | 194 | 15 | 1,188 | 40.541 | 14.116 |
| Walsh Healey Dir | 0 | 0 | 0 | 0 | 0.000 | 0.000 |
| Service Contracts | 0 | 0 | 5 | 693 | 13.514 | 8.234 |
| Davis Bacon | 1 | 392 | 1 | 392 | 2.703 | 4.658 |
| Not Subject To | 6 | 4,940 | 16 | 6,143 | 43.243 | 72.992 |
| KIND OF CONTRACT | | | | | | |
| Initial Letter | 1 | 198 | 1 | 198 | 2.703 | 2.353 |
| Def Supersed Ltr | 0 | 0 | 0 | 0 | 0.000 | 0.000 |
| Definitive | 3 | 636 | 6 | 925 | 16.216 | 10.991 |
| Internal Order | 0 | 0 | 1 | 35 | 2.703 | 0.416 |
| Modification | 4 | 4,663 | 12 | 6,043 | 32.432 | 71.804 |
| GSA Schedule | 1 | 29 | 17 | 1,215 | 45.946 | 14.437 |
| External Order | 0 | 0 | 0 | 0 | 0.000 | 0.000 |
| Term For Default | 0 | 0 | 0 | 0 | 0.000 | 0.000 |
| Term For Conven | 0 | 0 | 0 | 0 | 0.000 | 0.000 |
| PRODUCT OR SERVICE | | | | | | |
| Supplies & Equipment | 1 | 165 | 1 | 165 | 2.703 | 1.961 |
| Research & Development | 0 | 0 | 0 | 0 | 0.000 | 0.000 |
| Construction | 1 | 392 | 1 | 392 | 2.703 | 4.658 |
| Architect Engineer | 0 | 0 | 0 | 0 | 0.000 | 0.000 |
| Automatic Data Processing Services | 3 | 4,661 | 6 | 5,151 | 16.216 | 61.205 |
| ADP Equipment, Purchase & Lease | 1 | 29 | 10 | 1,119 | 27.027 | 13.296 |
| Real Property, Purchase & Lease | 0 | 0 | 0 | 0 | 0.000 | 0.000 |
| Other Services | 3 | 279 | 19 | 1,589 | 51.351 | 18.881 |
| Consultant Services | 0 | 0 | 0 | 0 | 0.000 | 0.000 |

SECURITIES EXCHANGE COMMISSION SNAPSHOT REPORT

Actions Reported in Summary on SF281

Fourth Quarter Fiscal Year 1986

Part I - Total Prime Acquisition Actions

| Acquisition Method | Number of Actions | Net Dollar Amount (000) | | | | |
|--|-------------------|-------------------------|-------------------------|-------------------------|---------------------------------------|------------------------------|
| | | Total | Small Business Concerns | Large Business Concerns | Educational & Non-Profit Institutions | Outside U.S./ Outlying Areas |
| 1. TOTAL (2+7+8)..... | 413 | 711 | | | | |
| 2. Subtotal (3+4+5+6)..... | 413 | 711 | 382 | 329 | 0 | 0 |
| 3. Formally Advertised (Including 2 Step)..... | 0 | 0 | 0 | 0 | 0 | 0 |
| 4. Negotiated Competitive..... | 83 | 362 | 242 | 120 | 0 | 0 |
| 5. Negotiated Non-Competitive..... | 258 | 75 | 54 | 21 | 0 | 0 |
| 6. Procurement Under Another Agency's Contracts..... | 72 | 274 | 86 | 188 | 0 | 0 |
| 6A. GSA Schedules..... | 72 | 274 | 86 | 188 | 0 | 0 |
| 6B. Another Agency's Contracts..... | 0 | 0 | 0 | 0 | 0 | 0 |
| 7. Directed Contracts For Foreign Governments..... | 0 | 0 | 0 | 0 | 0 | 0 |
| 8. Tariff Or Regulated Acquisitions..... | 0 | 0 | 0 | 0 | 0 | 0 |

Part II - Statistics on Selected Types of Acquisition

| Type of Acquisition | Number of Actions | Net Dollar Amount (000) |
|--|-------------------|-------------------------|
| 9. Small Business Total Set-Asides..... | 0 | 0 |
| 10. Small Business Partial Set-Asides..... | 0 | 0 |
| 11. Total Labor Surplus Area Set-Asides..... | 0 | 0 |
| 12. Total Labor Surplus Area/Small Business Set-Asides..... | 0 | 0 |
| 13. Acquisitions From Minority And Disadvantaged Business Enterprises (13A+13B)..... | 3 | 63 |
| 13A. Directed To Large Or Small Minority Business Enterprises..... | 0 | 0 |
| 13B. Small Business - Disadvantaged 8(A)..... | 3 | 63 |
| 14. Women-Owned Business..... | 0 | 0 |

Fourth Quarter Fiscal Year 1986 Year to Date

Part I - Total Prime Acquisition Actions

| Acquisition Method | Number of Actions | Net Dollar Amount (000) | | | | |
|--|-------------------|-------------------------|-------------------------|-------------------------|---------------------------------------|------------------------------|
| | | Total | Small Business Concerns | Large Business Concerns | Educational & Non-Profit Institutions | Outside U.S./ Outlying Areas |
| 1. TOTAL (2+7+8)..... | 1,775 | 2,417 | | | | |
| 2. Subtotal (3+4+5+6)..... | 1,775 | 2,417 | 1,388 | 1,029 | 0 | 0 |
| 3. Formally Advertised (Including 2 Step)..... | 0 | 0 | 0 | 0 | 0 | 0 |
| 4. Negotiated Competitive..... | 252 | 1,293 | 824 | 469 | 0 | 0 |
| 5. Negotiated Non-Competitive..... | 1,321 | 662 | 408 | 254 | 0 | 0 |
| 6. Procurement Under Another Agency's Contracts..... | 202 | 462 | 156 | 306 | 0 | 0 |
| 6A. GSA Schedules..... | 202 | 462 | 156 | 306 | 0 | 0 |
| 6B. Another Agency's Contracts..... | 0 | 0 | 0 | 0 | 0 | 0 |
| 7. Directed Contracts For Foreign Governments..... | 0 | 0 | 0 | 0 | 0 | 0 |
| 8. Tariff Or Regulated Acquisitions..... | 0 | 0 | 0 | 0 | 0 | 0 |

Part II - Statistics on Selected Types of Acquisition

| Type of Acquisition | Number of Actions | Net Dollar Amount (000) |
|--|-------------------|-------------------------|
| 9. Small Business Total Set-Asides..... | 0 | 0 |
| 10. Small Business Partial Set-Asides..... | 0 | 0 |
| 11. Total Labor Surplus Area Set-Asides..... | 0 | 0 |
| 12. Total Labor Surplus Area/Small Business Set-Asides..... | 0 | 0 |
| 13. Acquisitions From Minority And Disadvantaged Business Enterprises (13A+13B)..... | 3 | 63 |
| 13A. Directed To Large Or Small Minority Business Enterprises..... | 0 | 0 |
| 13B. Small Business - Disadvantaged 8(A)..... | 3 | 63 |
| 14. Women-Owned Business..... | 0 | 0 |

SECURITIES EXCHANGE COMMISSION SNAPSHOT REPORT

Actions Reported Individually on SF279
Fourth Quarter Fiscal Year 1986 and Year to Date

| | 4th Qtr Actions | 4th Qtr Dollars (000) | YTD Actions | YTD Dollars (000) | YTD % Actions | YTD % Dollars |
|---|--------------------|--------------------------|-------------|----------------------|------------------|------------------|
| SECURITIES EXCHANGE COMMISSION..... | 6 | 1,652 | 39 | 8,147 | 100.000 | 100.000 |
| TYPE CONTRACTOR | | | | | | |
| Bus Concerns | 6 | 1,652 | 39 | 8,147 | 100.000 | 100.000 |
| Educational & Non-Profit | 0 | 0 | 0 | 0 | 0.000 | 0.000 |
| State Loc Gov..... | 0 | 0 | 0 | 0 | 0.000 | 0.000 |
| Non-Defined | 0 | 0 | 0 | 0 | 0.000 | 0.000 |
| METHODS OF PROC | | | | | | |
| 2 Step | 0 | 0 | 0 | 0 | 0.000 | 0.000 |
| Other Formal Adv..... | 0 | 0 | 0 | 0 | 0.000 | 0.000 |
| Neg Comp | 1 | -61 | 16 | 4,280 | 41.026 | 52.535 |
| Neg Non-Comp..... | 0 | 0 | 2 | 302 | 5.128 | 3.707 |
| Dir For Govs..... | 0 | 0 | 0 | 0 | 0.000 | 0.000 |
| Tariff or Reg..... | 0 | 0 | 0 | 0 | 0.000 | 0.000 |
| SMALL BUSINESS AWARDS | | | | | | |
| Prime | 0 | 0 | 7 | 235 | 17.949 | 2.884 |
| Total Set-Aside | 0 | 0 | 0 | 0 | 0.000 | 0.000 |
| Partial Set-Aside | 0 | 0 | 0 | 0 | 0.000 | 0.000 |
| LABOR SURPLUS AREA | | | | | | |
| Total Set-Aside | 0 | 0 | 0 | 0 | 0.000 | 0.000 |
| Tie Bid Pref..... | 0 | 0 | 0 | 0 | 0.000 | 0.000 |
| Tot LSA Sm Set-Aside..... | 0 | 0 | 0 | 0 | 0.000 | 0.000 |
| SUB-TOTAL | 0 | 0 | 0 | 0 | 0.000 | 0.000 |
| No Pref Given..... | 6 | 1,652 | 39 | 8,147 | 100.000 | 100.000 |
| MINORITY & DISADVANT | | | | | | |
| Lg Minority..... | 0 | 0 | 0 | 0 | 0.000 | 0.000 |
| Sm Minority | 0 | 0 | 1 | 28 | 2.564 | 0.344 |
| Ba Minority..... | 0 | 0 | 0 | 0 | 0.000 | 0.000 |
| SUB-TOTAL | 0 | 0 | 1 | 28 | 2.564 | 0.344 |
| WOMEN OWNED | 0 | 0 | 0 | 0 | 0.000 | 0.000 |
| TYPE OF CONTRACT | | | | | | |
| Fixed Price | 2 | 779 | 31 | 3,454 | 79.487 | 42.396 |
| Cost..... | 4 | 873 | 8 | 4,693 | 20.513 | 57.604 |
| Time & Material | 0 | 0 | 0 | 0 | 0.000 | 0.000 |
| Labor Hour | 0 | 0 | 0 | 0 | 0.000 | 0.000 |
| Multi Year | 0 | 0 | 5 | 896 | 12.821 | 10.998 |
| SUBJECT TO STAT REQ | | | | | | |
| Walsh Healey Mfr..... | 0 | 0 | 6 | 400 | 15.385 | 4.910 |
| Walsh Healey Dir..... | 0 | 0 | 1 | 31 | 2.564 | 0.381 |
| Service Contracts | 4 | 1,595 | 20 | 4,135 | 51.282 | 50.755 |
| Davis Bacon..... | 0 | 0 | 0 | 0 | 0.000 | 0.000 |
| Not Subject To | 2 | 57 | 12 | 3,581 | 30.769 | 43.955 |
| KIND OF CONTRACT | | | | | | |
| Initial Letter | 0 | 0 | 0 | 0 | 0.000 | 0.000 |
| Def Supersd Ltr..... | 0 | 0 | 0 | 0 | 0.000 | 0.000 |
| Definitive..... | 1 | 661 | 12 | 2,320 | 30.769 | 28.477 |
| Internal Order..... | 0 | 0 | 0 | 0 | 0.000 | 0.000 |
| Modification..... | 4 | 873 | 14 | 5,151 | 35.897 | 63.226 |
| GSA Schedule..... | 1 | 118 | 13 | 676 | 33.333 | 8.298 |
| External Order..... | 0 | 0 | 0 | 0 | 0.000 | 0.000 |
| Term For Default..... | 0 | 0 | 0 | 0 | 0.000 | 0.000 |
| Term For Conven..... | 0 | 0 | 0 | 0 | 0.000 | 0.000 |
| PRODUCT OR SERVICE | | | | | | |
| Supplies & Equipment | 0 | 0 | 5 | 183 | 12.821 | 2.246 |
| Research & Development..... | 0 | 0 | 0 | 0 | 0.000 | 0.000 |
| Construction..... | 0 | 0 | 0 | 0 | 0.000 | 0.000 |
| Architect Engineer..... | 0 | 0 | 0 | 0 | 0.000 | 0.000 |
| Automatic Data Processing Services..... | 4 | 873 | 19 | 5,923 | 48.718 | 72.702 |
| ADP Equipment, Purchase & Lease..... | 1 | 118 | 5 | 554 | 12.821 | 6.800 |
| Real Property, Purchase & Lease..... | 0 | 0 | 0 | 0 | 0.000 | 0.000 |
| Other Services..... | 1 | 661 | 10 | 1,487 | 25.641 | 18.252 |
| Consultant Services | 0 | 0 | 1 | 253 | 2.564 | 3.105 |

SELECTIVE SERVICE SYSTEM SNAPSHOT REPORT

Actions Reported in Summary on SF281

Fourth Quarter Fiscal Year 1986

Part I - Total Prime Acquisition Actions

| Acquisition Method | Number of Actions | Net Dollar Amount (000) | | | | |
|--|-------------------|-------------------------|-------------------------|-------------------------|---------------------------------------|------------------------------|
| | | Total | Small Business Concerns | Large Business Concerns | Educational & Non-Profit Institutions | Outside U.S./ Outlying Areas |
| 1. TOTAL (2+7+8)..... | 393 | 462 | | | | |
| 2. Subtotal (3+4+5+6)..... | 393 | 462 | 266 | 193 | 3 | 0 |
| 3. Formally Advertised (Including 2 Step)..... | 0 | 0 | 0 | 0 | 0 | 0 |
| 4. Negotiated Competitive..... | 147 | 196 | 176 | 20 | 0 | 0 |
| 5. Negotiated Non-Competitive..... | 119 | 40 | 19 | 18 | 3 | 0 |
| 6. Procurement Under Another Agency's Contracts..... | 127 | 226 | 71 | 155 | 0 | 0 |
| 6A. GSA Schedules..... | 127 | 226 | 71 | 155 | 0 | 0 |
| 6B. Another Agency's Contracts..... | 0 | 0 | 0 | 0 | 0 | 0 |
| 7. Directed Contracts For Foreign Governments..... | 0 | 0 | 0 | 0 | 0 | 0 |
| 8. Tariff Or Regulated Acquisitions..... | 0 | 0 | 0 | 0 | 0 | 0 |

Part II - Statistics on Selected Types of Acquisition

| Type of Acquisition | Number of Actions | Net Dollar Amount (000) |
|--|-------------------|-------------------------|
| 9. Small Business Total Set-Asides..... | 0 | 0 |
| 10. Small Business Partial Set-Asides..... | 0 | 0 |
| 11. Total Labor Surplus Area Set-Asides..... | 0 | 0 |
| 12. Total Labor Surplus Area/Small Business Set-Asides..... | 0 | 0 |
| 13. Acquisitions From Minority And Disadvantaged Business Enterprises (13A+13B)..... | 3 | 3 |
| 13A. Directed To Large Or Small Minority Business Enterprises..... | 3 | 3 |
| 13B. Small Business - Disadvantaged 8(A)..... | 0 | 0 |
| 14. Women-Owned Business..... | 23 | 20 |

Fourth Quarter Fiscal Year 1986 Year to Date

Part I - Total Prime Acquisition Actions

| Acquisition Method | Number of Actions | Net Dollar Amount (000) | | | | |
|--|-------------------|-------------------------|-------------------------|-------------------------|---------------------------------------|------------------------------|
| | | Total | Small Business Concerns | Large Business Concerns | Educational & Non-Profit Institutions | Outside U.S./ Outlying Areas |
| 1. TOTAL (2+7+8)..... | 1,160 | 1,344 | | | | |
| 2. Subtotal (3+4+5+6)..... | 1,160 | 1,344 | 611 | 717 | 16 | 0 |
| 3. Formally Advertised (Including 2 Step)..... | 0 | 0 | 0 | 0 | 0 | 0 |
| 4. Negotiated Competitive..... | 381 | 479 | 365 | 114 | 0 | 0 |
| 5. Negotiated Non-Competitive..... | 451 | 229 | 100 | 113 | 16 | 0 |
| 6. Procurement Under Another Agency's Contracts..... | 328 | 636 | 146 | 490 | 0 | 0 |
| 6A. GSA Schedules..... | 328 | 636 | 146 | 490 | 0 | 0 |
| 6B. Another Agency's Contracts..... | 0 | 0 | 0 | 0 | 0 | 0 |
| 7. Directed Contracts For Foreign Governments..... | 0 | 0 | 0 | 0 | 0 | 0 |
| 8. Tariff Or Regulated Acquisitions..... | 0 | 0 | 0 | 0 | 0 | 0 |

Part II - Statistics on Selected Types of Acquisition

| Type of Acquisition | Number of Actions | Net Dollar Amount (000) |
|--|-------------------|-------------------------|
| 9. Small Business Total Set-Asides..... | 0 | 0 |
| 10. Small Business Partial Set-Asides..... | 0 | 0 |
| 11. Total Labor Surplus Area Set-Asides..... | 0 | 0 |
| 12. Total Labor Surplus Area/Small Business Set-Asides..... | 0 | 0 |
| 13. Acquisitions From Minority And Disadvantaged Business Enterprises (13A+13B)..... | 16 | 11 |
| 13A. Directed To Large Or Small Minority Business Enterprises..... | 16 | 11 |
| 13B. Small Business - Disadvantaged 8(A)..... | 0 | 0 |
| 14. Women-Owned Business..... | 46 | 46 |

SELECTIVE SERVICE SYSTEM SNAPSHOT REPORT

Actions Reported Individually on SF279
Fourth Quarter Fiscal Year 1986 and Year to Date

| | 4th Qtr Actions | 4th Qtr Dollars (000) | YTD Actions | YTD Dollars (000) | YTD % Actions | YTD % Dollars |
|---|--------------------|--------------------------|-------------|----------------------|------------------|------------------|
| SELECTIVE SERVICE SYSTEM..... | 7 | 316 | 14 | 639 | 100.000 | 100.000 |
| TYPE CONTRACTOR | | | | | | |
| Bus Concerns..... | 7 | 316 | 14 | 639 | 100.000 | 100.000 |
| Educational & Non-Profit..... | 0 | 0 | 0 | 0 | 0.000 | 0.000 |
| State Loc Gov..... | 0 | 0 | 0 | 0 | 0.000 | 0.000 |
| Non-Defined..... | 0 | 0 | 0 | 0 | 0.000 | 0.000 |
| METHODS OF PROC | | | | | | |
| 2 Step..... | 0 | 0 | 0 | 0 | 0.000 | 0.000 |
| Other Formal Adv..... | 0 | 0 | 0 | 0 | 0.000 | 0.000 |
| Neg Comp..... | 0 | 0 | 2 | 73 | 14.286 | 11.424 |
| Neg Non-Comp..... | 0 | 0 | 0 | 0 | 0.000 | 0.000 |
| Dir For Govs..... | 0 | 0 | 0 | 0 | 0.000 | 0.000 |
| Tariff or Reg..... | 0 | 0 | 0 | 0 | 0.000 | 0.000 |
| SMALL BUSINESS AWARDS | | | | | | |
| Prime..... | 4 | 172 | 7 | 318 | 50.000 | 49.765 |
| Total Set-Aside..... | 0 | 0 | 0 | 0 | 0.000 | 0.000 |
| Partial Set-Aside..... | 0 | 0 | 0 | 0 | 0.000 | 0.000 |
| LABOR SURPLUS AREA | | | | | | |
| Total Set-Aside..... | 0 | 0 | 0 | 0 | 0.000 | 0.000 |
| Tie Bid Pref..... | 0 | 0 | 0 | 0 | 0.000 | 0.000 |
| Tot LSA Sm Set-Aside..... | 0 | 0 | 0 | 0 | 0.000 | 0.000 |
| SUB-TOTAL..... | 0 | 0 | 0 | 0 | 0.000 | 0.000 |
| No Pref Given..... | 7 | 316 | 14 | 639 | 100.000 | 100.000 |
| MINORITY & DISADVANT | | | | | | |
| Lg Minority..... | 0 | 0 | 0 | 0 | 0.000 | 0.000 |
| Sm Minority..... | 0 | 0 | 0 | 0 | 0.000 | 0.000 |
| Ba Minority..... | 0 | 0 | 0 | 0 | 0.000 | 0.000 |
| SUB-TOTAL..... | 0 | 0 | 0 | 0 | 0.000 | 0.000 |
| WOMEN OWNED..... | | | | | | |
| 0 | 0 | 0 | 0 | 0 | 0.000 | 0.000 |
| TYPE OF CONTRACT | | | | | | |
| Fixed Price..... | 7 | 316 | 14 | 639 | 100.000 | 100.000 |
| Cost..... | 0 | 0 | 0 | 0 | 0.000 | 0.000 |
| Time & Material..... | 0 | 0 | 0 | 0 | 0.000 | 0.000 |
| Labor Hour..... | 0 | 0 | 0 | 0 | 0.000 | 0.000 |
| Multi Year..... | 0 | 0 | 0 | 0 | 0.000 | 0.000 |
| SUBJECT TO STAT REQ | | | | | | |
| Walsh Healey Mfr..... | 1 | 50 | 1 | 50 | 7.143 | 7.825 |
| Walsh Healey Dir..... | 0 | 0 | 0 | 0 | 0.000 | 0.000 |
| Service Contracts..... | 5 | 222 | 12 | 545 | 85.714 | 85.290 |
| Davis Bacon..... | 0 | 0 | 0 | 0 | 0.000 | 0.000 |
| Not Subject To..... | 1 | 44 | 1 | 44 | 7.143 | 6.886 |
| KIND OF CONTRACT | | | | | | |
| Initial Letter..... | 0 | 0 | 0 | 0 | 0.000 | 0.000 |
| Def Supersed Ltr..... | 0 | 0 | 0 | 0 | 0.000 | 0.000 |
| Definitive..... | 0 | 0 | 1 | 64 | 7.143 | 10.016 |
| Internal Order..... | 3 | 120 | 6 | 266 | 42.857 | 41.628 |
| Modification..... | 0 | 0 | 0 | 0 | 0.000 | 0.000 |
| GSA Schedule..... | 4 | 196 | 7 | 309 | 50.000 | 48.357 |
| External Order..... | 0 | 0 | 0 | 0 | 0.000 | 0.000 |
| Term For Default..... | 0 | 0 | 0 | 0 | 0.000 | 0.000 |
| Term For Conven..... | 0 | 0 | 0 | 0 | 0.000 | 0.000 |
| PRODUCT OR SERVICE | | | | | | |
| Supplies & Equipment..... | 0 | 0 | 0 | 0 | 0.000 | 0.000 |
| Research & Development..... | 0 | 0 | 0 | 0 | 0.000 | 0.000 |
| Construction..... | 0 | 0 | 0 | 0 | 0.000 | 0.000 |
| Architect Engineer..... | 0 | 0 | 0 | 0 | 0.000 | 0.000 |
| Automatic Data Processing Services..... | 0 | 0 | 0 | 0 | 0.000 | 0.000 |
| ADP Equipment, Purchase & Lease..... | 2 | 94 | 5 | 207 | 35.714 | 32.394 |
| Real Property, Purchase & Lease..... | 0 | 0 | 0 | 0 | 0.000 | 0.000 |
| Other Services..... | 5 | 222 | 9 | 432 | 64.286 | 67.606 |
| Consultant Services..... | 0 | 0 | 0 | 0 | 0.000 | 0.000 |

SMALL BUSINESS ADMINISTRATION SNAPSHOT REPORT

Actions Reported in Summary on SF281

Fourth Quarter Fiscal Year 1986

Part I - Total Prime Acquisition Actions

| Acquisition Method | Number of Actions | Net Dollar Amount (000) | | | | |
|--|-------------------|-------------------------|-------------------------|-------------------------|---------------------------------------|------------------------------|
| | | Total | Small Business Concerns | Large Business Concerns | Educational & Non-Profit Institutions | Outside U.S./ Outlying Areas |
| 1. TOTAL (2+7+8)..... | 1,860 | 2,184 | | | | |
| 2. Subtotal (3+4+5+6)..... | 1,854 | 2,182 | 877 | 1,288 | 15 | 2 |
| 3. Formally Advertised (Including 2 Step)..... | 0 | 0 | 0 | 0 | 0 | 0 |
| 4. Negotiated Competitive..... | 290 | 236 | 156 | 80 | 0 | 0 |
| 5. Negotiated Non-Competitive..... | 939 | 1,188 | 538 | 634 | 14 | 2 |
| 6. Procurement Under Another Agency's Contracts..... | 625 | 758 | 183 | 574 | 1 | 0 |
| 6A. GSA Schedules..... | 463 | 700 | 159 | 540 | 1 | 0 |
| 6B. Another Agency's Contracts..... | 162 | 58 | 24 | 34 | 0 | 0 |
| 7. Directed Contracts For Foreign Governments..... | 0 | 0 | | | | |
| 8. Tariff Or Regulated Acquisitions..... | 6 | 2 | | | | |

Part II - Statistics on Selected Types of Acquisition

| Type of Acquisition | Number of Actions | Net Dollar Amount (000) |
|--|-------------------|-------------------------|
| 9. Small Business Total Set-Asides..... | 382 | 476 |
| 10. Small Business Partial Set-Asides..... | 0 | 0 |
| 11. Total Labor Surplus Area Set-Asides..... | 0 | 0 |
| 12. Total Labor Surplus Area/Small Business Set-Asides..... | 0 | 0 |
| 13. Acquisitions From Minority And Disadvantaged Business Enterprises (13A+13B)..... | 0 | 0 |
| 13A. Directed To Large Or Small Minority Business Enterprises..... | 0 | 0 |
| 13B. Small Business - Disadvantaged 8(A)..... | 0 | 0 |
| 14. Women-Owned Business..... | 0 | 0 |

Fourth Quarter Fiscal Year 1986 Year to Date

Part I - Total Prime Acquisition Actions

| Acquisition Method | Number of Actions | Net Dollar Amount (000) | | | | |
|--|-------------------|-------------------------|-------------------------|-------------------------|---------------------------------------|------------------------------|
| | | Total | Small Business Concerns | Large Business Concerns | Educational & Non-Profit Institutions | Outside U.S./ Outlying Areas |
| 1. TOTAL (2+7+8)..... | 8,832 | 9,221 | | | | |
| 2. Subtotal (3+4+5+6)..... | 8,781 | 9,153 | 2,974 | 5,681 | 496 | 2 |
| 3. Formally Advertised (Including 2 Step)..... | 19 | 78 | 14 | 5 | 59 | 0 |
| 4. Negotiated Competitive..... | 1,792 | 636 | 414 | 222 | 0 | 0 |
| 5. Negotiated Non-Competitive..... | 4,020 | 4,909 | 1,976 | 2,500 | 431 | 2 |
| 6. Procurement Under Another Agency's Contracts..... | 2,950 | 3,530 | 570 | 2,954 | 6 | 0 |
| 6A. GSA Schedules..... | 1,991 | 3,055 | 401 | 2,653 | 1 | 0 |
| 6B. Another Agency's Contracts..... | 959 | 475 | 169 | 301 | 5 | 0 |
| 7. Directed Contracts For Foreign Governments..... | 0 | 0 | | | | |
| 8. Tariff Or Regulated Acquisitions..... | 51 | 68 | | | | |

Part II - Statistics on Selected Types of Acquisition

| Type of Acquisition | Number of Actions | Net Dollar Amount (000) |
|--|-------------------|-------------------------|
| 9. Small Business Total Set-Asides..... | 1,477 | 1,854 |
| 10. Small Business Partial Set-Asides..... | 0 | 0 |
| 11. Total Labor Surplus Area Set-Asides..... | 0 | 0 |
| 12. Total Labor Surplus Area/Small Business Set-Asides..... | 0 | 0 |
| 13. Acquisitions From Minority And Disadvantaged Business Enterprises (13A+13B)..... | 32 | 181 |
| 13A. Directed To Large Or Small Minority Business Enterprises..... | 29 | 181 |
| 13B. Small Business - Disadvantaged 8(A)..... | 3 | 0 |
| 14. Women-Owned Business..... | 2 | 0 |

SMALL BUSINESS ADMINISTRATION SNAPSHOT REPORT

Actions Reported Individually on SF279

Fourth Quarter Fiscal Year 1986 and Year to Date

| | 4th Qtr Actions | 4th Qtr Dollars (000) | YTD Actions | YTD Dollars (000) | YTD % Actions | YTD % Dollars |
|---|--------------------|--------------------------|-------------|----------------------|------------------|------------------|
| SMALL BUSINESS ADMINISTRATION..... | 55 | 2,598 | 214 | 20,744 | 100.000 | 100.000 |
| TYPE CONTRACTOR | | | | | | |
| Bus Concerns | 54 | 2,385 | 213 | 20,531 | 99.533 | 98.973 |
| Educational & Non-Profit..... | 1 | 213 | 1 | 213 | 0.467 | 1.027 |
| State Loc Gov..... | 0 | 0 | 0 | 0 | 0.000 | 0.000 |
| Non-Defined | 0 | 0 | 0 | 0 | 0.000 | 0.000 |
| METHODS OF PROC | | | | | | |
| 2 Step | 0 | 0 | 0 | 0 | 0.000 | 0.000 |
| Other Formal Adv..... | 0 | 0 | 0 | 0 | 0.000 | 0.000 |
| Neg Comp | 15 | 516 | 46 | 2,572 | 21.495 | 12.399 |
| Neg Non-Comp..... | 2 | 35 | 27 | 4,016 | 12.617 | 19.360 |
| Dir For Govs..... | 0 | 0 | 0 | 0 | 0.000 | 0.000 |
| Tariff or Reg..... | 0 | 0 | 0 | 0 | 0.000 | 0.000 |
| SMALL BUSINESS AWARDS | | | | | | |
| Prime | 19 | 1,211 | 82 | 10,496 | 38.318 | 50.598 |
| Total Set-Aside | 0 | 0 | 1 | 805 | 0.467 | 3.881 |
| Partial Set-Aside..... | 0 | 0 | 0 | 0 | 0.000 | 0.000 |
| LABOR SURPLUS AREA | | | | | | |
| Total Set-Aside | 0 | 0 | 0 | 0 | 0.000 | 0.000 |
| Tie Bid Pref..... | 0 | 0 | 0 | 0 | 0.000 | 0.000 |
| Tot LSA Sm Set-Aside..... | 0 | 0 | 0 | 0 | 0.000 | 0.000 |
| SUB-TOTAL | | | | | | |
| No Pref Given..... | 55 | 2,598 | 214 | 20,744 | 100.000 | 100.000 |
| MINORITY & DISADVANT | | | | | | |
| Lg Minority..... | 0 | 0 | 0 | 0 | 0.000 | 0.000 |
| Sm Minority..... | 0 | 0 | 1 | 25 | 0.467 | 0.121 |
| Ba Minority..... | 9 | 743 | 46 | 4,895 | 21.495 | 23.597 |
| SUB-TOTAL | | | | | | |
| | 9 | 743 | 47 | 4,920 | 21.963 | 23.718 |
| WOMEN OWNED | | | | | | |
| | 3 | 201 | 12 | 1,320 | 5.607 | 6.363 |
| TYPE OF CONTRACT | | | | | | |
| Fixed Price | 51 | 2,052 | 199 | 19,070 | 92.991 | 91.930 |
| Cost..... | 4 | 546 | 15 | 1,674 | 7.009 | 8.070 |
| Time & Material..... | 0 | 0 | 0 | 0 | 0.000 | 0.000 |
| Labor Hour..... | 0 | 0 | 0 | 0 | 0.000 | 0.000 |
| Multi Year..... | 3 | 183 | 12 | 1,227 | 5.607 | 5.915 |
| SUBJECT TO STAT REQ | | | | | | |
| Walsh Healey Mfr..... | 0 | 0 | 19 | 663 | 8.879 | 3.196 |
| Walsh Healey Dir..... | 0 | 0 | 0 | 0 | 0.000 | 0.000 |
| Service Contracts..... | 0 | 0 | 0 | 0 | 0.000 | 0.000 |
| Davis Bacon..... | 0 | 0 | 0 | 0 | 0.000 | 0.000 |
| Not Subject To | 55 | 2,598 | 195 | 20,081 | 91.121 | 96.804 |
| KIND OF CONTRACT | | | | | | |
| Initial Letter | 0 | 0 | 1 | 25 | 0.467 | 0.121 |
| Def Supersd Ltr..... | 0 | 0 | 0 | 0 | 0.000 | 0.000 |
| Definitive..... | 12 | 345 | 43 | 6,361 | 20.093 | 30.664 |
| Internal Order..... | 1 | 35 | 2 | 62 | 0.935 | 0.299 |
| Modification..... | 25 | 1,570 | 100 | 11,667 | 46.729 | 56.243 |
| GSA Schedule..... | 16 | 636 | 65 | 2,645 | 30.374 | 12.751 |
| External Order..... | 1 | 12 | 2 | 36 | 0.935 | 0.174 |
| Term For Default..... | 0 | 0 | 0 | 0 | 0.000 | 0.000 |
| Term For Conven..... | 0 | 0 | 1 | -52 | 0.467 | -0.251 |
| PRODUCT OR SERVICE | | | | | | |
| Supplies & Equipment..... | 6 | 403 | 9 | 453 | 4.206 | 2.184 |
| Research & Development..... | 7 | 235 | 7 | 235 | 3.271 | 1.133 |
| Construction..... | 1 | 49 | 3 | 184 | 1.402 | 0.887 |
| Architect Engineer..... | 0 | 0 | 0 | 0 | 0.000 | 0.000 |
| Automatic Data Processing Services..... | 11 | 1,001 | 57 | 7,396 | 26.636 | 35.654 |
| ADP Equipment, Purchase & Lease..... | 4 | 118 | 30 | 3,635 | 14.019 | 17.523 |
| Real Property, Purchase & Lease..... | 2 | 50 | 2 | 50 | 0.935 | 0.241 |
| Other Services..... | 24 | 742 | 106 | 8,791 | 49.533 | 42.379 |
| Consultant Services..... | 0 | 0 | 0 | 0 | 0.000 | 0.000 |

SMITHSONIAN INSTITUTION SNAPSHOT REPORT

Actions Reported in Summary on SF281

Fourth Quarter Fiscal Year 1986

Part I - Total Prime Acquisition Actions

| Acquisition Method | Number of Actions | Net Dollar Amount (000) | | | | |
|--|-------------------|-------------------------|-------------------------|-------------------------|---------------------------------------|------------------------------|
| | | Total | Small Business Concerns | Large Business Concerns | Educational & Non-Profit Institutions | Outside U.S./ Outlying Areas |
| 1. TOTAL (2+7+8)..... | 4,465 | 2,227 | | | | |
| 2. Subtotal (3+4+5+6)..... | 4,465 | 2,227 | 1,911 | 164 | 152 | 0 |
| 3. Formally Advertised (Including 2 Step)..... | 0 | 0 | 0 | 0 | 0 | 0 |
| 4. Negotiated Competitive..... | 3,410 | 1,124 | 1,100 | 24 | 0 | 0 |
| 5. Negotiated Non-Competitive..... | 1,006 | 1,053 | 790 | 111 | 152 | 0 |
| 6. Procurement Under Another Agency's Contracts..... | 49 | 50 | 21 | 29 | 0 | 0 |
| 6A. GSA Schedules..... | 35 | 35 | 6 | 29 | 0 | 0 |
| 6B. Another Agency's Contracts..... | 14 | 15 | 15 | 0 | 0 | 0 |
| 7. Directed Contracts For Foreign Governments..... | 0 | 0 | | | | |
| 8. Tariff Or Regulated Acquisitions..... | 0 | 0 | | | | |

Part II - Statistics on Selected Types of Acquisition

| Type of Acquisition | Number of Actions | Net Dollar Amount (000) |
|--|-------------------|-------------------------|
| 9. Small Business Total Set-Asides..... | 1,383 | 1,958 |
| 10. Small Business Partial Set-Asides..... | 0 | 0 |
| 11. Total Labor Surplus Area Set-Asides..... | 0 | 0 |
| 12. Total Labor Surplus Area/Small Business Set-Asides..... | 0 | 0 |
| 13. Acquisitions From Minority And Disadvantaged Business Enterprises (13A+13B)..... | 86 | 117 |
| 13A. Directed To Large Or Small Minority Business Enterprises..... | 86 | 117 |
| 13B. Small Business - Disadvantaged 8(A)..... | 0 | 0 |
| 14. Women-Owned Business..... | 65 | 94 |

Fourth Quarter Fiscal Year 1986 Year to Date

Part I - Total Prime Acquisition Actions

| Acquisition Method | Number of Actions | Net Dollar Amount (000) | | | | |
|--|-------------------|-------------------------|-------------------------|-------------------------|---------------------------------------|------------------------------|
| | | Total | Small Business Concerns | Large Business Concerns | Educational & Non-Profit Institutions | Outside U.S./ Outlying Areas |
| 1. TOTAL (2+7+8)..... | 8,560 | 8,901 | | | | |
| 2. Subtotal (3+4+5+6)..... | 8,560 | 8,901 | 7,341 | 1,277 | 283 | 0 |
| 3. Formally Advertised (Including 2 Step)..... | 0 | 0 | 0 | 0 | 0 | 0 |
| 4. Negotiated Competitive..... | 3,973 | 3,239 | 3,096 | 143 | 0 | 0 |
| 5. Negotiated Non-Competitive..... | 3,698 | 4,479 | 3,793 | 403 | 283 | 0 |
| 6. Procurement Under Another Agency's Contracts..... | 889 | 1,183 | 452 | 731 | 0 | 0 |
| 6A. GSA Schedules..... | 848 | 1,136 | 432 | 704 | 0 | 0 |
| 6B. Another Agency's Contracts..... | 41 | 47 | 20 | 27 | 0 | 0 |
| 7. Directed Contracts For Foreign Governments..... | 0 | 0 | | | | |
| 8. Tariff Or Regulated Acquisitions..... | 0 | 0 | | | | |

Part II - Statistics on Selected Types of Acquisition

| Type of Acquisition | Number of Actions | Net Dollar Amount (000) |
|--|-------------------|-------------------------|
| 9. Small Business Total Set-Asides..... | 4,372 | 6,325 |
| 10. Small Business Partial Set-Asides..... | 0 | 0 |
| 11. Total Labor Surplus Area Set-Asides..... | 0 | 0 |
| 12. Total Labor Surplus Area/Small Business Set-Asides..... | 0 | 0 |
| 13. Acquisitions From Minority And Disadvantaged Business Enterprises (13A+13B)..... | 438 | 598 |
| 13A. Directed To Large Or Small Minority Business Enterprises..... | 438 | 598 |
| 13B. Small Business - Disadvantaged 8(A)..... | 0 | 0 |
| 14. Women-Owned Business..... | 268 | 398 |

SMITHSONIAN INSTITUTION SNAPSHOT REPORT

Actions Reported Individually on SF279
Fourth Quarter Fiscal Year 1986 and Year to Date

| | 4th Qtr Actions | 4th Qtr Dollars (000) | YTD Actions | YTD Dollars (000) | YTD % Actions | YTD % Dollars |
|--|--------------------|--------------------------|-------------|----------------------|------------------|------------------|
| SMITHSONIAN INSTITUTION | 106 | 5,276 | 432 | 28,582 | 100.000 | 100.000 |
| TYPE CONTRACTOR | | | | | | |
| Bus Concerns | 102 | 4,730 | 425 | 27,790 | 98.380 | 97.229 |
| Educational & Non-Profit | 4 | 546 | 7 | 792 | 1.620 | 2.771 |
| State Loc Gov | 0 | 0 | 0 | 0 | 0.000 | 0.000 |
| Non-Defined | 0 | 0 | 0 | 0 | 0.000 | 0.000 |
| METHODS OF PROC | | | | | | |
| 2 Step | 0 | 0 | 0 | 0 | 0.000 | 0.000 |
| Other Formal Adv | 4 | 416 | 18 | 1,067 | 4.167 | 3.733 |
| Neg Comp | 20 | 356 | 88 | 2,721 | 20.370 | 9.520 |
| Neg Non-Comp | 4 | 67 | 20 | 2,325 | 4.630 | 8.134 |
| Dir For Gvs | 0 | 0 | 0 | 0 | 0.000 | 0.000 |
| Tariff or Reg | 0 | 0 | 0 | 0 | 0.000 | 0.000 |
| SMALL BUSINESS AWARDS | | | | | | |
| Prime | 68 | 3,577 | 292 | 16,466 | 67.593 | 57.610 |
| Total Set-Aside | 0 | 0 | 0 | 0 | 0.000 | 0.000 |
| Partial Set-Aside | 0 | 0 | 0 | 0 | 0.000 | 0.000 |
| LABOR SURPLUS AREA | | | | | | |
| Total Set-Aside | 0 | 0 | 0 | 0 | 0.000 | 0.000 |
| Tie Bid Pref | 0 | 0 | 0 | 0 | 0.000 | 0.000 |
| Tot LSA Sm Set-Aside | 0 | 0 | 1 | 10 | 0.231 | 0.035 |
| SUB-TOTAL | 0 | 0 | 1 | 10 | 0.231 | 0.035 |
| No Pref Given | 106 | 5,276 | 431 | 28,572 | 99.769 | 99.965 |
| MINORITY & DISADVANT | | | | | | |
| Lg Minority | 0 | 0 | 13 | 451 | 3.009 | 1.578 |
| Sm Minority | 0 | 0 | 2 | 46 | 0.463 | 0.161 |
| 8a Minority | 7 | 119 | 31 | 3,054 | 7.176 | 10.685 |
| SUB-TOTAL | 7 | 119 | 46 | 3,551 | 10.648 | 12.424 |
| WOMEN OWNED | 3 | 69 | 16 | 494 | 3.704 | 1.728 |
| TYPE OF CONTRACT | | | | | | |
| Fixed Price | 106 | 5,276 | 432 | 28,582 | 100.000 | 100.000 |
| Cost | 0 | 0 | 0 | 0 | 0.000 | 0.000 |
| Time & Material | 0 | 0 | 0 | 0 | 0.000 | 0.000 |
| Labor Hour | 0 | 0 | 0 | 0 | 0.000 | 0.000 |
| Multi Year | 0 | 0 | 0 | 0 | 0.000 | 0.000 |
| SUBJECT TO STAT REQ | | | | | | |
| Walsh Healey Mfr | 27 | 691 | 62 | 1,481 | 14.352 | 5.182 |
| Walsh Healey Dir | 19 | 861 | 120 | 3,815 | 27.778 | 13.348 |
| Service Contracts | 8 | 101 | 40 | 2,215 | 9.259 | 7.750 |
| Davis Bacon | 22 | 2,515 | 92 | 10,345 | 21.296 | 36.194 |
| Not Subject To | 30 | 1,108 | 118 | 10,726 | 27.315 | 37.527 |
| KIND OF CONTRACT | | | | | | |
| Initial Letter | 0 | 0 | 0 | 0 | 0.000 | 0.000 |
| Def Superseded Ltr | 0 | 0 | 0 | 0 | 0.000 | 0.000 |
| Definitive | 41 | 3,902 | 206 | 20,031 | 47.685 | 70.083 |
| Internal Order | 0 | 0 | 0 | 0 | 0.000 | 0.000 |
| Modification | 36 | 867 | 144 | 6,045 | 33.333 | 21.150 |
| GSA Schedule | 28 | 539 | 78 | 2,417 | 18.056 | 8.456 |
| External Order | 0 | 0 | 3 | 121 | 0.694 | 0.423 |
| Term For Default | 0 | 0 | 0 | 0 | 0.000 | 0.000 |
| Term For Conven | 1 | -32 | 1 | -32 | 0.231 | -0.112 |
| PRODUCT OR SERVICE | | | | | | |
| Supplies & Equipment | 34 | 1,097 | 122 | 3,719 | 28.241 | 13.012 |
| Research & Development | 0 | 0 | 1 | 13 | 0.231 | 0.045 |
| Construction | 22 | 2,901 | 94 | 11,230 | 21.759 | 39.290 |
| Architect Engineer | 0 | 0 | 5 | 445 | 1.157 | 1.557 |
| Automatic Data Processing Services | 0 | 0 | 1 | 22 | 0.231 | 0.077 |
| ADP Equipment, Purchase & Lease | 13 | 440 | 29 | 776 | 6.713 | 2.715 |
| Real Property, Purchase & Lease | 0 | 0 | 1 | 58 | 0.231 | 0.203 |
| Other Services | 37 | 838 | 179 | 12,319 | 41.435 | 43.101 |
| Consultant Services | 0 | 0 | 0 | 0 | 0.000 | 0.000 |

TENNESSEE VALLEY AUTHORITY SNAPSHOT REPORT

Actions Reported in Summary on SF281

Fourth Quarter Fiscal Year 1986

Part I - Total Prime Acquisition Actions

| Acquisition Method | Number of Actions | Net Dollar Amount (000) | | | | |
|--|-------------------|-------------------------|-------------------------|-------------------------|---------------------------------------|------------------------------|
| | | Total | Small Business Concerns | Large Business Concerns | Educational & Non-Profit Institutions | Outside U.S./ Outlying Areas |
| 1. TOTAL (2+7+8)..... | 36,619 | 41,817 | | | | |
| 2. Subtotal (3+4+5+6)..... | 26,041 | 33,746 | 21,430 | 12,141 | 57 | 118 |
| 3. Formally Advertised (Including 2 Step)..... | 5,726 | 5,789 | 3,716 | 2,002 | 0 | 71 |
| 4. Negotiated Competitive..... | 14,307 | 20,514 | 15,359 | 5,075 | 42 | 38 |
| 5. Negotiated Non-Competitive..... | 5,223 | 5,307 | 1,758 | 3,525 | 15 | 9 |
| 6. Procurement Under Another Agency's Contracts..... | 785 | 2,136 | 597 | 1,539 | 0 | 0 |
| 6A. GSA Schedules..... | 785 | 2,136 | 597 | 1,539 | 0 | 0 |
| 6B. Another Agency's Contracts..... | 0 | 0 | 0 | 0 | 0 | 0 |
| 7. Directed Contracts For Foreign Governments..... | 0 | 0 | 0 | 0 | 0 | 0 |
| 8. Tariff Or Regulated Acquisitions..... | 10,578 | 8,071 | | | | |

Part II - Statistics on Selected Types of Acquisition

| Type of Acquisition | Number of Actions | Net Dollar Amount (000) |
|--|-------------------|-------------------------|
| 9. Small Business Total Set-Asides..... | 32,141 | 18,049 |
| 10. Small Business Partial Set-Asides..... | 0 | 0 |
| 11. Total Labor Surplus Area Set-Asides..... | 0 | 0 |
| 12. Total Labor Surplus Area/Small Business Set-Asides..... | 0 | 0 |
| 13. Acquisitions From Minority And Disadvantaged Business Enterprises (13A+13B)..... | 523 | 540 |
| 13A. Directed To Large Or Small Minority Business Enterprises..... | 522 | 531 |
| 13B. Small Business - Disadvantaged 8(A)..... | 1 | 9 |
| 14. Women-Owned Business..... | 455 | 449 |

Fourth Quarter Fiscal Year 1986 Year to Date

Part I - Total Prime Acquisition Actions

| Acquisition Method | Number of Actions | Net Dollar Amount (000) | | | | |
|--|-------------------|-------------------------|-------------------------|-------------------------|---------------------------------------|------------------------------|
| | | Total | Small Business Concerns | Large Business Concerns | Educational & Non-Profit Institutions | Outside U.S./ Outlying Areas |
| 1. TOTAL (2+7+8)..... | 172,328 | 152,829 | | | | |
| 2. Subtotal (3+4+5+6)..... | 129,671 | 129,443 | 77,073 | 51,706 | 390 | 274 |
| 3. Formally Advertised (Including 2 Step)..... | 22,104 | 19,757 | 11,675 | 7,956 | 44 | 82 |
| 4. Negotiated Competitive..... | 58,502 | 75,680 | 55,383 | 20,028 | 117 | 152 |
| 5. Negotiated Non-Competitive..... | 46,893 | 29,821 | 9,134 | 20,421 | 229 | 37 |
| 6. Procurement Under Another Agency's Contracts..... | 2,172 | 4,185 | 881 | 3,301 | 0 | 3 |
| 6A. GSA Schedules..... | 2,172 | 4,185 | 881 | 3,301 | 0 | 3 |
| 6B. Another Agency's Contracts..... | 0 | 0 | 0 | 0 | 0 | 0 |
| 7. Directed Contracts For Foreign Governments..... | 0 | 0 | 0 | 0 | 0 | 0 |
| 8. Tariff Or Regulated Acquisitions..... | 42,657 | 23,386 | | | | |

Part II - Statistics on Selected Types of Acquisition

| Type of Acquisition | Number of Actions | Net Dollar Amount (000) |
|--|-------------------|-------------------------|
| 9. Small Business Total Set-Asides..... | 105,496 | 61,531 |
| 10. Small Business Partial Set-Asides..... | 0 | 0 |
| 11. Total Labor Surplus Area Set-Asides..... | 0 | 0 |
| 12. Total Labor Surplus Area/Small Business Set-Asides..... | 0 | 0 |
| 13. Acquisitions From Minority And Disadvantaged Business Enterprises (13A+13B)..... | 2,450 | 2,324 |
| 13A. Directed To Large Or Small Minority Business Enterprises..... | 2,448 | 2,315 |
| 13B. Small Business - Disadvantaged 8(A)..... | 2 | 9 |
| 14. Women-Owned Business..... | 2,004 | 1,791 |

TENNESSEE VALLEY AUTHORITY SNAPSHOT REPORT

Actions Reported Individually on SF279
Fourth Quarter Fiscal Year 1986 and Year to Date

| | 4th Qtr Actions | 4th Qtr Dollars (000) | YTD Actions | YTD Dollars (000) | YTD % Actions | YTD % Dollars |
|---|--------------------|--------------------------|-------------|----------------------|------------------|------------------|
| TENNESSEE VALLEY AUTHORITY..... | 790 | 466,942 | 4,483 | 2,255,038 | 100.000 | 100.000 |
| TYPE CONTRACTOR | | | | | | |
| Bus Concerns..... | 778 | 456,435 | 4,399 | 2,239,254 | 98.126 | 99.256 |
| Educational & Non-Profit..... | 0 | 0 | 10 | 994 | 0.223 | 0.044 |
| State Loc Gov..... | 2 | 151 | 18 | 2,269 | 0.402 | 0.101 |
| Non-Defined..... | 10 | 10,356 | 56 | 13,521 | 1.249 | 0.600 |
| METHODS OF PROC | | | | | | |
| 2 Step..... | 0 | 0 | 0 | 0 | 0.000 | 0.000 |
| Other Formal Adv..... | 35 | 9,420 | 334 | 6,228 | 7.450 | 0.276 |
| Neg Comp..... | 64 | 35,993 | 454 | 84,899 | 10.127 | 3.765 |
| Neg Non-Comp..... | 14 | -153,588 | 411 | -101,492 | 9.168 | -4.501 |
| Dir For Govs..... | 0 | 0 | 0 | 0 | 0.000 | 0.000 |
| Tariff or Reg..... | 0 | 0 | 0 | 0 | 0.000 | 0.000 |
| SMALL BUSINESS AWARDS | | | | | | |
| Prime..... | 388 | 439,794 | 2,011 | 1,336,844 | 44.858 | 59.283 |
| Total Set-Aside..... | 0 | 0 | 0 | 0 | 0.000 | 0.000 |
| Partial Set-Aside..... | 1 | 16 | 1 | 16 | 0.022 | 0.001 |
| LABOR SURPLUS AREA | | | | | | |
| Total Set-Aside..... | 0 | 0 | 0 | 0 | 0.000 | 0.000 |
| Tie Bid Pref..... | 0 | 0 | 6 | 197 | 0.134 | 0.009 |
| Tot LSA Sm Set-Aside..... | 0 | 0 | 0 | 0 | 0.000 | 0.000 |
| SUB-TOTAL..... | 0 | 0 | 6 | 197 | 0.134 | 0.009 |
| No Pref Given..... | 790 | 466,942 | 4,477 | 2,254,841 | 99.866 | 99.991 |
| MINORITY & DISADVANT | | | | | | |
| Lg Minority..... | 4 | 208 | 98 | 7,775 | 2.186 | 0.345 |
| Sm Minority..... | 5 | 208 | 68 | 3,312 | 1.517 | 0.147 |
| 8a Minority..... | 1 | 121 | 14 | 2,957 | 0.312 | 0.131 |
| SUB-TOTAL..... | 10 | 537 | 180 | 14,044 | 4.015 | 0.623 |
| WOMEN OWNED..... | 18 | 1,242 | 79 | 7,422 | 1.762 | 0.329 |
| TYPE OF CONTRACT | | | | | | |
| Fixed Price..... | 758 | 409,589 | 4,347 | 2,098,807 | 96.966 | 93.072 |
| Cost..... | 0 | 0 | 6 | 21,287 | 0.134 | 0.944 |
| Time & Material..... | 0 | 0 | 0 | 0 | 0.000 | 0.000 |
| Labor Hour..... | 32 | 57,353 | 130 | 134,944 | 2.900 | 5.984 |
| Multi Year..... | 27 | 1,077 | 92 | 3,227 | 2.052 | 0.143 |
| SUBJECT TO STAT REQ | | | | | | |
| Walsh Healey Mfr..... | 256 | 518,049 | 1,459 | 1,963,043 | 32.545 | 87.051 |
| Walsh Healey Dir..... | 106 | 7,161 | 605 | 36,158 | 13.495 | 1.603 |
| Service Contracts..... | 0 | 0 | 0 | 0 | 0.000 | 0.000 |
| Davis Bacon..... | 0 | 0 | 0 | 0 | 0.000 | 0.000 |
| Not Subject To..... | 428 | -58,268 | 2,419 | 255,837 | 53.959 | 11.345 |
| KIND OF CONTRACT | | | | | | |
| Initial Letter..... | 0 | 0 | 3 | 2,870 | 0.067 | 0.127 |
| Def Supersd Ltr..... | 0 | 0 | 0 | 0 | 0.000 | 0.000 |
| Definitive..... | 561 | 568,828 | 2,555 | 2,227,959 | 56.993 | 98.799 |
| Internal Order..... | 0 | 0 | 989 | 48,170 | 22.061 | 2.136 |
| Modification..... | 145 | -104,391 | 614 | -34,413 | 13.696 | -1.526 |
| GSA Schedule..... | 84 | 2,505 | 322 | 10,452 | 7.183 | 0.463 |
| External Order..... | 0 | 0 | 0 | 0 | 0.000 | 0.000 |
| Term For Default..... | 0 | 0 | 0 | 0 | 0.000 | 0.000 |
| Term For Conven..... | 0 | 0 | 0 | 0 | 0.000 | 0.000 |
| PRODUCT OR SERVICE | | | | | | |
| Supplies & Equipment..... | 593 | 391,664 | 3,390 | 1,904,848 | 75.619 | 84.471 |
| Research & Development..... | 0 | 0 | 5 | 1,181 | 0.112 | 0.052 |
| Construction..... | 27 | 2,201 | 183 | 17,200 | 4.082 | 0.763 |
| Architect Engineer..... | 10 | 49,750 | 31 | 102,611 | 6.692 | 4.550 |
| Automatic Data Processing Services..... | 8 | 4,337 | 37 | 8,243 | 0.825 | 0.366 |
| ADP Equipment, Purchase & Lease..... | 59 | 10,346 | 326 | 27,197 | 7.272 | 1.206 |
| Real Property, Purchase & Lease..... | 1 | 669 | 22 | 103,548 | 4.491 | 4.592 |
| Other Services..... | 92 | 7,975 | 489 | 90,210 | 10.908 | 4.000 |
| Consultant Services..... | 0 | 0 | 0 | 0 | 0.000 | 0.000 |

U.S. INFORMATION AGENCY SNAPSHOT REPORT

Actions Reported in Summary on SF281

Fourth Quarter Fiscal Year 1986

Part I - Total Prime Acquisition Actions

| Acquisition Method | Number of Actions | Net Dollar Amount (000) | | | | |
|--|-------------------|-------------------------|-------------------------|-------------------------|---------------------------------------|------------------------------|
| | | Total | Small Business Concerns | Large Business Concerns | Educational & Non-Profit Institutions | Outside U.S./ Outlying Areas |
| 1. TOTAL (2+7+8)..... | 8,250 | 9,334 | | | | |
| 2. Subtotal (3+4+5+6)..... | 8,250 | 9,334 | 6,309 | 2,873 | 140 | 12 |
| 3. Formally Advertised (Including 2 Step)..... | 367 | 705 | 502 | 202 | 1 | 0 |
| 4. Negotiated Competitive..... | 1,455 | 2,520 | 2,098 | 413 | 1 | 8 |
| 5. Negotiated Non-Competitive..... | 5,406 | 3,690 | 2,932 | 617 | 137 | 4 |
| 6. Procurement Under Another Agency's Contracts..... | 1,022 | 2,419 | 777 | 1,641 | 1 | 0 |
| 6A. GSA Schedules..... | 857 | 1,856 | 757 | 1,099 | 0 | 0 |
| 6B. Another Agency's Contracts..... | 165 | 563 | 20 | 542 | 1 | 0 |
| 7. Directed Contracts For Foreign Governments..... | 0 | 0 | | | | |
| 8. Tariff Or Regulated Acquisitions..... | 0 | 0 | | | | |

Part II - Statistics on Selected Types of Acquisition

| Type of Acquisition | Number of Actions | Net Dollar Amount (000) |
|--|-------------------|-------------------------|
| 9. Small Business Total Set-Asides..... | 0 | 0 |
| 10. Small Business Partial Set-Asides..... | 39 | 78 |
| 11. Total Labor Surplus Area Set-Asides..... | 197 | 604 |
| 12. Total Labor Surplus Area/Small Business Set-Asides..... | 189 | 571 |
| 13. Acquisitions From Minority And Disadvantaged Business Enterprises (13A+13B)..... | 197 | 604 |
| 13A. Directed To Large Or Small Minority Business Enterprises..... | 189 | 571 |
| 13B. Small Business - Disadvantaged 8(A)..... | 8 | 33 |
| 14. Women-Owned Business..... | 104 | 116 |

Fourth Quarter Fiscal Year 1986 Year to Date

Part I - Total Prime Acquisition Actions

| Acquisition Method | Number of Actions | Net Dollar Amount (000) | | | | |
|--|-------------------|-------------------------|-------------------------|-------------------------|---------------------------------------|------------------------------|
| | | Total | Small Business Concerns | Large Business Concerns | Educational & Non-Profit Institutions | Outside U.S./ Outlying Areas |
| 1. TOTAL (2+7+8)..... | 28,608 | 29,464 | | | | |
| 2. Subtotal (3+4+5+6)..... | 28,608 | 29,464 | 20,688 | 8,284 | 469 | 23 |
| 3. Formally Advertised (Including 2 Step)..... | 1,435 | 2,050 | 1,376 | 672 | 2 | 0 |
| 4. Negotiated Competitive..... | 5,161 | 8,511 | 6,952 | 1,523 | 23 | 13 |
| 5. Negotiated Non-Competitive..... | 18,913 | 12,627 | 10,543 | 1,637 | 437 | 10 |
| 6. Procurement Under Another Agency's Contracts..... | 3,099 | 6,276 | 1,817 | 4,452 | 7 | 0 |
| 6A. GSA Schedules..... | 2,600 | 5,026 | 1,742 | 3,278 | 6 | 0 |
| 6B. Another Agency's Contracts..... | 499 | 1,250 | 75 | 1,174 | 1 | 0 |
| 7. Directed Contracts For Foreign Governments..... | 0 | 0 | | | | |
| 8. Tariff Or Regulated Acquisitions..... | 0 | 0 | | | | |

Part II - Statistics on Selected Types of Acquisition

| Type of Acquisition | Number of Actions | Net Dollar Amount (000) |
|--|-------------------|-------------------------|
| 9. Small Business Total Set-Asides..... | 0 | 0 |
| 10. Small Business Partial Set-Asides..... | 39 | 78 |
| 11. Total Labor Surplus Area Set-Asides..... | 252 | 725 |
| 12. Total Labor Surplus Area/Small Business Set-Asides..... | 417 | 1,151 |
| 13. Acquisitions From Minority And Disadvantaged Business Enterprises (13A+13B)..... | 484 | 1,287 |
| 13A. Directed To Large Or Small Minority Business Enterprises..... | 458 | 1,134 |
| 13B. Small Business - Disadvantaged 8(A)..... | 26 | 153 |
| 14. Women-Owned Business..... | 580 | 648 |

U.S. INFORMATION AGENCY SNAPSHOT REPORT

Actions Reported Individually on SF279
Fourth Quarter Fiscal Year 1986 and Year to Date

| | 4th Qtr Actions | 4th Qtr Dollars (000) | YTD Actions | YTD Dollars (000) | YTD % Actions | YTD % Dollars |
|--|--------------------|--------------------------|-------------|----------------------|------------------|------------------|
| U.S. INFORMATION AGENCY | 330 | 25,293 | 918 | 68,730 | 100.000 | 100.000 |
| TYPE CONTRACTOR | | | | | | |
| Bus Concerns | 324 | 21,725 | 899 | 61,047 | 97.930 | 89.258 |
| Educational & Non-Profit | 4 | 3,506 | 9 | 3,940 | 0.980 | 5.733 |
| State Loc Gov. | 0 | 0 | 0 | 0 | 0.000 | 0.000 |
| Non-Defined | 2 | 62 | 10 | 3,443 | 1.089 | 5.009 |
| METHODS OF PROC | | | | | | |
| 2 Step | 7 | 110 | 25 | 812 | 2.723 | 1.181 |
| Other Formal Adv. | 1 | 12 | 17 | 1,081 | 1.852 | 1.573 |
| Neg Comp | 136 | 5,863 | 417 | 25,368 | 45.425 | 36.910 |
| Neg Non-Comp | 6 | 1,911 | 27 | 5,364 | 2.941 | 7.804 |
| Dir For Gvs | 0 | 0 | 0 | 0 | 0.000 | 0.000 |
| Tariff or Reg | 8 | 995 | 37 | 4,119 | 4.031 | 5.993 |
| SMALL BUSINESS AWARDS | | | | | | |
| Prime | 120 | 7,945 | 326 | 26,618 | 35.512 | 38.728 |
| Total Set-Aside | 3 | 100 | 9 | 244 | 0.980 | 0.355 |
| Partial Set-Aside | 0 | 0 | 0 | 0 | 0.000 | 0.000 |
| LABOR SURPLUS AREA | | | | | | |
| Total Set-Aside | 0 | 0 | 3 | 77 | 0.327 | 0.112 |
| Tie Bid Pref | 1 | 4,811 | 1 | 4,811 | 0.109 | 7.000 |
| Tot LSA Sm Set-Aside | 2 | 31 | 11 | 193 | 1.198 | 0.281 |
| SUB-TOTAL | 3 | 4,842 | 15 | 5,081 | 1.634 | 7.393 |
| No Pref Given | 327 | 20,451 | 903 | 63,649 | 98.366 | 92.607 |
| MINORITY & DISADVANT | | | | | | |
| Lg Minority | 49 | 1,615 | 131 | 4,889 | 14.270 | 7.113 |
| Sm Minority | 3 | 347 | 17 | 908 | 1.852 | 1.321 |
| 8a Minority | 6 | 125 | 37 | 3,922 | 4.031 | 4.833 |
| SUB-TOTAL | 58 | 2,087 | 185 | 9,119 | 20.153 | 13.268 |
| WOMEN OWNED | | | | | | |
| | 6 | 140 | 22 | 1,833 | 2.397 | 2.667 |
| TYPE OF CONTRACT | | | | | | |
| Fixed Price | 321 | 19,552 | 888 | 53,871 | 96.732 | 78.381 |
| Cost | 7 | 5,698 | 14 | 14,380 | 1.525 | 20.922 |
| Time & Material | 0 | 0 | 0 | 0 | 0.000 | 0.000 |
| Labor Hour | 2 | 43 | 16 | 479 | 1.743 | 0.697 |
| Multi Year | 77 | 3,445 | 213 | 9,364 | 23.203 | 13.624 |
| SUBJECT TO STAT REQ | | | | | | |
| Walsh Healey Mfr. | 178 | 11,027 | 478 | 22,984 | 52.070 | 33.441 |
| Walsh Healey Dir. | 53 | 3,081 | 114 | 7,517 | 12.418 | 10.937 |
| Service Contracts | 26 | 853 | 71 | 3,070 | 7.734 | 4.467 |
| Davis Bacon | 4 | 61 | 11 | 394 | 1.198 | 0.573 |
| Not Subject To | 69 | 10,271 | 244 | 34,765 | 26.580 | 50.582 |
| KIND OF CONTRACT | | | | | | |
| Initial Letter | 2 | 233 | 3 | 241 | 0.327 | 0.351 |
| Def Supersd Ltr | 1 | 68 | 1 | 68 | 0.109 | 0.099 |
| Definitive | 47 | 11,133 | 113 | 24,493 | 12.309 | 35.637 |
| Internal Order | 57 | 3,007 | 187 | 12,540 | 20.370 | 18.245 |
| Modification | 52 | 5,011 | 153 | 13,848 | 16.667 | 20.148 |
| GSA Schedule | 120 | 4,180 | 323 | 12,320 | 35.185 | 17.925 |
| External Order | 51 | 1,661 | 137 | 5,208 | 14.924 | 7.577 |
| Term For Default | 0 | 0 | 0 | 0 | 0.000 | 0.000 |
| Term For Conven | 0 | 0 | 1 | 12 | 0.109 | 0.017 |
| PRODUCT OR SERVICE | | | | | | |
| Supplies & Equipment | 147 | 11,350 | 355 | 19,425 | 38.671 | 28.263 |
| Research & Development | 2 | 480 | 2 | 480 | 0.218 | 0.698 |
| Construction | 5 | 83 | 14 | 612 | 1.525 | 0.890 |
| Architect Engineer | 1 | 12 | 2 | 23 | 0.218 | 0.033 |
| Automatic Data Processing Services | 18 | 526 | 36 | 1,690 | 3.922 | 2.459 |
| ADP Equipment, Purchase & Lease | 78 | 2,701 | 213 | 7,977 | 23.203 | 11.606 |
| Real Property, Purchase & Lease | 1 | 43 | 5 | 668 | 0.545 | 0.972 |
| Other Services | 78 | 10,098 | 291 | 37,855 | 31.699 | 55.078 |
| Consultant Services | 0 | 0 | 2 | 88 | 0.218 | 0.128 |

US ARMS CONTROL & DISARMAMENTS AGENCY SNAPSHOT REPORT

Actions Reported in Summary on SF281

Fourth Quarter Fiscal Year 1986

Part I - Total Prime Acquisition Actions

| Acquisition Method | Number of Actions | Net Dollar Amount (000) | | | | |
|--|-------------------|-------------------------|-------------------------|-------------------------|---------------------------------------|------------------------------|
| | | Total | Small Business Concerns | Large Business Concerns | Educational & Non-Profit Institutions | Outside U.S./ Outlying Areas |
| 1. TOTAL (2+7+8)..... | 20 | 102 | | | | |
| 2. Subtotal (3+4+5+6)..... | 20 | 102 | 73 | 17 | 12 | 0 |
| 3. Formally Advertised (Including 2 Step)..... | 0 | 0 | 0 | 0 | 0 | 0 |
| 4. Negotiated Competitive..... | 11 | 59 | 34 | 14 | 11 | 0 |
| 5. Negotiated Non-Competitive..... | 9 | 43 | 39 | 3 | 1 | 0 |
| 6. Procurement Under Another Agency's Contracts..... | 0 | 0 | 0 | 0 | 0 | 0 |
| 6A. GSA Schedules..... | 0 | 0 | 0 | 0 | 0 | 0 |
| 6B. Another Agency's Contracts..... | 0 | 0 | 0 | 0 | 0 | 0 |
| 7. Directed Contracts For Foreign Governments..... | 0 | 0 | 0 | 0 | 0 | 0 |
| 8. Tariff Or Regulated Acquisitions..... | 0 | 0 | | | | |

Part II - Statistics on Selected Types of Acquisition

| Type of Acquisition | Number of Actions | Net Dollar Amount (000) |
|--|-------------------|-------------------------|
| 9. Small Business Total Set-Asides..... | 0 | 0 |
| 10. Small Business Partial Set-Asides..... | 0 | 0 |
| 11. Total Labor Surplus Area Set-Asides..... | 0 | 0 |
| 12. Total Labor Surplus Area/Small Business Set-Asides..... | 0 | 0 |
| 13. Acquisitions From Minority And Disadvantaged Business Enterprises (13A+13B)..... | 3 | 25 |
| 13A. Directed To Large Or Small Minority Business Enterprises..... | 0 | 0 |
| 13B. Small Business - Disadvantaged 8(A)..... | 3 | 25 |
| 14. Women-Owned Business..... | 0 | 0 |

Fourth Quarter Fiscal Year 1986 Year to Date

Part I - Total Prime Acquisition Actions

| Acquisition Method | Number of Actions | Net Dollar Amount (000) | | | | |
|--|-------------------|-------------------------|-------------------------|-------------------------|---------------------------------------|------------------------------|
| | | Total | Small Business Concerns | Large Business Concerns | Educational & Non-Profit Institutions | Outside U.S./ Outlying Areas |
| 1. TOTAL (2+7+8)..... | 149 | 403 | | | | |
| 2. Subtotal (3+4+5+6)..... | 149 | 403 | 281 | 110 | 12 | 0 |
| 3. Formally Advertised (Including 2 Step)..... | 0 | 0 | 0 | 0 | 0 | 0 |
| 4. Negotiated Competitive..... | 11 | 59 | 34 | 14 | 11 | 0 |
| 5. Negotiated Non-Competitive..... | 114 | 308 | 242 | 65 | 1 | 0 |
| 6. Procurement Under Another Agency's Contracts..... | 24 | 36 | 5 | 31 | 0 | 0 |
| 6A. GSA Schedules..... | 24 | 36 | 5 | 31 | 0 | 0 |
| 6B. Another Agency's Contracts..... | 0 | 0 | 0 | 0 | 0 | 0 |
| 7. Directed Contracts For Foreign Governments..... | 0 | 0 | | | | |
| 8. Tariff Or Regulated Acquisitions..... | 0 | 0 | | | | |

Part II - Statistics on Selected Types of Acquisition

| Type of Acquisition | Number of Actions | Net Dollar Amount (000) |
|--|-------------------|-------------------------|
| 9. Small Business Total Set-Asides..... | 0 | 0 |
| 10. Small Business Partial Set-Asides..... | 0 | 0 |
| 11. Total Labor Surplus Area Set-Asides..... | 0 | 0 |
| 12. Total Labor Surplus Area/Small Business Set-Asides..... | 0 | 0 |
| 13. Acquisitions From Minority And Disadvantaged Business Enterprises (13A+13B)..... | 3 | 25 |
| 13A. Directed To Large Or Small Minority Business Enterprises..... | 0 | 0 |
| 13B. Small Business - Disadvantaged 8(A)..... | 3 | 25 |
| 14. Women-Owned Business..... | 14 | 33 |

US ARMS CONTROL & DISARMAMENTS AGENCY SNAPSHOT REPORT

Actions Reported Individually on SF279 Fourth Quarter Fiscal Year 1986 and Year to Date

| | 4th Qtr Actions | 4th Qtr Dollars (000) | YTD Actions | YTD Dollars (000) | YTD % Actions | YTD % Dollars |
|--|--------------------|--------------------------|-------------|----------------------|------------------|------------------|
| US ARMS CONTROL & DISARMAMENTS AGENCY..... | 9 | 523 | 18 | 1,332 | 100.000 | 100.000 |
| TYPE CONTRACTOR | | | | | | |
| Bus Concerns..... | 8 | 511 | 17 | 1,320 | 94.444 | 99.099 |
| Educational & Non-Profit..... | 1 | 12 | 1 | 12 | 5.556 | 0.901 |
| State Loc Gov..... | 0 | 0 | 0 | 0 | 0.000 | 0.000 |
| Non-Defined..... | 0 | 0 | 0 | 0 | 0.000 | 0.000 |
| METHODS OF PROC | | | | | | |
| 2 Step..... | 0 | 0 | 0 | 0 | 0.000 | 0.000 |
| Other Formal Adv..... | 0 | 0 | 0 | 0 | 0.000 | 0.000 |
| Neg Comp..... | 1 | 193 | 3 | 246 | 16.667 | 18.468 |
| Neg Non-Comp..... | 0 | 0 | 1 | 300 | 5.556 | 22.523 |
| Dir For Govs..... | 0 | 0 | 0 | 0 | 0.000 | 0.000 |
| Tariff or Reg..... | 0 | 0 | 0 | 0 | 0.000 | 0.000 |
| SMALL BUSINESS AWARDS | | | | | | |
| Prime..... | 1 | 26 | 7 | 423 | 38.889 | 31.757 |
| Total Set-Aside..... | 0 | 0 | 1 | 25 | 5.556 | 1.877 |
| Partial Set-Aside..... | 0 | 0 | 0 | 0 | 0.000 | 0.000 |
| LABOR SURPLUS AREA | | | | | | |
| Total Set-Aside..... | 0 | 0 | 0 | 0 | 0.000 | 0.000 |
| Tie Bid Pref..... | 0 | 0 | 0 | 0 | 0.000 | 0.000 |
| Tot LSA Sm Set-Aside..... | 0 | 0 | 0 | 0 | 0.000 | 0.000 |
| SUB-TOTAL..... | 0 | 0 | 0 | 0 | 0.000 | 0.000 |
| No Pref Given..... | 9 | 523 | 18 | 1,332 | 100.000 | 100.000 |
| MINORITY & DISADVANT | | | | | | |
| Lg Minority..... | 1 | 193 | 2 | 221 | 11.111 | 16.592 |
| Sm Minority..... | 0 | 0 | 0 | 0 | 0.000 | 0.000 |
| 8a Minority..... | 0 | 0 | 1 | 33 | 5.556 | 2.477 |
| SUB-TOTAL..... | 1 | 193 | 3 | 254 | 16.667 | 19.069 |
| WOMEN OWNED..... | | | | | | |
| 0 | 0 | 0 | 0 | 0 | 0.000 | 0.000 |
| TYPE OF CONTRACT | | | | | | |
| Fixed Price..... | 2 | 219 | 7 | 341 | 38.889 | 25.601 |
| Cost..... | 7 | 304 | 10 | 691 | 55.556 | 51.877 |
| Time & Material..... | 0 | 0 | 1 | 300 | 5.556 | 22.523 |
| Labor Hour..... | 0 | 0 | 0 | 0 | 0.000 | 0.000 |
| Multi Year..... | 0 | 0 | 1 | 25 | 5.556 | 1.877 |
| SUBJECT TO STAT REQ | | | | | | |
| Walsh Healey Mfr..... | 2 | 219 | 3 | 247 | 16.667 | 18.544 |
| Walsh Healey Dir..... | 0 | 0 | 0 | 0 | 0.000 | 0.000 |
| Service Contracts..... | 0 | 0 | 3 | 358 | 16.667 | 26.877 |
| Davis Bacon..... | 0 | 0 | 0 | 0 | 0.000 | 0.000 |
| Not Subject To..... | 7 | 304 | 12 | 727 | 66.667 | 54.580 |
| KIND OF CONTRACT | | | | | | |
| Initial Letter..... | 0 | 0 | 0 | 0 | 0.000 | 0.000 |
| Def Supersd Ltr..... | 0 | 0 | 0 | 0 | 0.000 | 0.000 |
| Definitive..... | 0 | 0 | 3 | 123 | 16.667 | 9.234 |
| Internal Order..... | 6 | 224 | 8 | 554 | 44.444 | 41.592 |
| Modification..... | 1 | 80 | 3 | 383 | 16.667 | 28.754 |
| GSA Schedule..... | 1 | 26 | 2 | 51 | 11.111 | 3.829 |
| External Order..... | 1 | 193 | 2 | 221 | 11.111 | 16.592 |
| Term For Default..... | 0 | 0 | 0 | 0 | 0.000 | 0.000 |
| Term For Conven..... | 0 | 0 | 0 | 0 | 0.000 | 0.000 |
| PRODUCT OR SERVICE | | | | | | |
| Supplies & Equipment..... | 0 | 0 | 0 | 0 | 0.000 | 0.000 |
| Research & Development..... | 0 | 0 | 0 | 0 | 0.000 | 0.000 |
| Construction..... | 0 | 0 | 0 | 0 | 0.000 | 0.000 |
| Architect Engineer..... | 0 | 0 | 0 | 0 | 0.000 | 0.000 |
| Automatic Data Processing Services..... | 0 | 0 | 3 | 363 | 16.667 | 27.252 |
| ADP Equipment, Purchase & Lease..... | 2 | 219 | 3 | 247 | 16.667 | 18.544 |
| Real Property, Purchase & Lease..... | 0 | 0 | 0 | 0 | 0.000 | 0.000 |
| Other Services..... | 7 | 304 | 12 | 722 | 66.667 | 54.204 |
| Consultant Services..... | 0 | 0 | 0 | 0 | 0.000 | 0.000 |

VETERANS ADMINISTRATION SNAPSHOT REPORT

Actions Reported in Summary on SF281

Fourth Quarter Fiscal Year 1986

Part I - Total Prime Acquisition Actions

| Acquisition Method | Number of Actions | Net Dollar Amount (000) | | | | |
|--|-------------------|-------------------------|-------------------------|-------------------------|---------------------------------------|------------------------------|
| | | Total | Small Business Concerns | Large Business Concerns | Educational & Non-Profit Institutions | Outside U.S./ Outlying Areas |
| 1. TOTAL (2+7+8)..... | 514,634 | 323,467 | | | | |
| 2. Subtotal (3+4+5+6)..... | 513,975 | 322,112 | 127,781 | 187,613 | 6,677 | 41 |
| 3. Formally Advertised (Including 2 Step)..... | 2,260 | 5,068 | 2,652 | 2,411 | 3 | 2 |
| 4. Negotiated Competitive..... | 106,680 | 107,964 | 37,295 | 70,430 | 215 | 24 |
| 5. Negotiated Non-Competitive..... | 346,305 | 145,483 | 70,958 | 68,806 | 5,707 | 12 |
| 6. Procurement Under Another Agency's Contracts..... | 58,730 | 63,597 | 16,876 | 45,966 | 752 | 3 |
| 6A. GSA Schedules..... | 56,847 | 61,100 | 15,896 | 45,085 | 116 | 3 |
| 6B. Another Agency's Contracts..... | 1,883 | 2,497 | 980 | 881 | 636 | 0 |
| 7. Directed Contracts For Foreign Governments..... | 21 | 38 | | | | |
| 8. Tariff Or Regulated Acquisitions..... | 638 | 1,317 | | | | |

Part II - Statistics on Selected Types of Acquisition

| Type of Acquisition | Number of Actions | Net Dollar Amount (000) |
|--|-------------------|-------------------------|
| 9. Small Business Total Set-Asides..... | 92,446 | 39,986 |
| 10. Small Business Partial Set-Asides..... | 74 | 158 |
| 11. Total Labor Surplus Area Set-Asides..... | 16,132 | 10,356 |
| 12. Total Labor Surplus Area/Small Business Set-Asides..... | 29,780 | 14,047 |
| 13. Acquisitions From Minority And Disadvantaged Business Enterprises (13A+13B)..... | 6,280 | 2,878 |
| 13A. Directed To Large Or Small Minority Business Enterprises..... | 6,170 | 2,763 |
| 13B. Small Business - Disadvantaged 8(A)..... | 110 | 115 |
| 14. Women-Owned Business..... | 8,374 | 4,246 |

Fourth Quarter Fiscal Year 1986 Year to Date

Part I - Total Prime Acquisition Actions

| Acquisition Method | Number of Actions | Net Dollar Amount (000) | | | | |
|--|-------------------|-------------------------|-------------------------|-------------------------|---------------------------------------|------------------------------|
| | | Total | Small Business Concerns | Large Business Concerns | Educational & Non-Profit Institutions | Outside U.S./ Outlying Areas |
| 1. TOTAL (2+7+8)..... | 1,979,121 | 1,169,404 | | | | |
| 2. Subtotal (3+4+5+6)..... | 1,967,438 | 1,163,563 | 453,097 | 689,188 | 21,076 | 202 |
| 3. Formally Advertised (Including 2 Step)..... | 8,980 | 17,158 | 10,078 | 7,061 | 13 | 6 |
| 4. Negotiated Competitive..... | 328,160 | 314,425 | 120,060 | 193,646 | 675 | 44 |
| 5. Negotiated Non-Competitive..... | 1,370,543 | 574,799 | 265,550 | 291,097 | 18,072 | 80 |
| 6. Procurement Under Another Agency's Contracts..... | 259,755 | 257,181 | 57,409 | 197,384 | 2,316 | 72 |
| 6A. GSA Schedules..... | 252,087 | 245,973 | 53,061 | 192,084 | 756 | 72 |
| 6B. Another Agency's Contracts..... | 7,668 | 11,208 | 4,348 | 5,300 | 1,560 | 0 |
| 7. Directed Contracts For Foreign Governments..... | 22 | 39 | | | | |
| 8. Tariff Or Regulated Acquisitions..... | 11,661 | 5,802 | | | | |

Part II - Statistics on Selected Types of Acquisition

| Type of Acquisition | Number of Actions | Net Dollar Amount (000) |
|--|-------------------|-------------------------|
| 9. Small Business Total Set-Asides..... | 346,022 | 141,708 |
| 10. Small Business Partial Set-Asides..... | 356 | 644 |
| 11. Total Labor Surplus Area Set-Asides..... | 65,981 | 37,919 |
| 12. Total Labor Surplus Area/Small Business Set-Asides..... | 111,121 | 49,734 |
| 13. Acquisitions From Minority And Disadvantaged Business Enterprises (13A+13B)..... | 29,825 | 9,867 |
| 13A. Directed To Large Or Small Minority Business Enterprises..... | 29,530 | 9,542 |
| 13B. Small Business - Disadvantaged 8(A)..... | 295 | 325 |
| 14. Women-Owned Business..... | 29,897 | 13,218 |

VETERANS ADMINISTRATION SNAPSHOT REPORT

Actions Reported Individually on SF279 Fourth Quarter Fiscal Year 1986 and Year to Date

| | 4th Qtr Actions | 4th Qtr Dollars (000) | YTD Actions | YTD Dollars (000) | YTD % Actions | YTD % Dollars |
|---|--------------------|--------------------------|-------------|----------------------|------------------|------------------|
| VETERANS ADMINISTRATION..... | 10,878 | 733,244 | 41,339 | 1,820,671 | 100.000 | 100.000 |
| TYPE CONTRACTOR | | | | | | |
| Bus Concerns | 10,305 | 710,908 | 39,004 | 1,723,756 | 94.352 | 94.677 |
| Educational & Non-Profit..... | 314 | 12,004 | 1,270 | 41,385 | 3.072 | 2.273 |
| State Loc Gov..... | 259 | 10,332 | 1,064 | 55,487 | 2.574 | 3.048 |
| Non-Defined | 0 | 0 | 1 | 43 | 0.002 | 0.002 |
| METHODS OF PROC | | | | | | |
| 2 Step | 3 | 10 | 38 | 941 | 0.092 | 0.052 |
| Other Formal Adv..... | 617 | 19,590 | 2,927 | 99,060 | 7.080 | 5.441 |
| Neg Comp | 1,187 | 52,239 | 5,131 | 196,068 | 12.412 | 10.769 |
| Neg Non-Comp..... | 1,085 | 16,838 | 6,551 | 135,224 | 15.847 | 7.427 |
| Dir For Govs..... | 0 | 0 | 0 | 0 | 0.000 | 0.000 |
| Tariff or Reg..... | 93 | 8,216 | 425 | 38,771 | 1.028 | 2.129 |
| SMALL BUSINESS AWARDS | | | | | | |
| Prime | 4,810 | 239,153 | 18,530 | 605,772 | 44.824 | 33.272 |
| Total Set-Aside | 133 | 1,587 | 862 | 15,010 | 2.085 | 0.824 |
| Partial Set-Aside | 6 | 3,037 | 11 | 3,506 | 0.027 | 0.193 |
| LABOR SURPLUS AREA | | | | | | |
| Total Set-Aside | 130 | 56,678 | 593 | 65,671 | 1.434 | 3.607 |
| Tie Bid Pref..... | 0 | 0 | 2 | 102 | 0.005 | 0.006 |
| Tot LSA Sm Set-Aside..... | 279 | 44,068 | 1,060 | 82,695 | 2.564 | 4.542 |
| SUB-TOTAL | 409 | 100,746 | 1,655 | 148,468 | 4.003 | 8.155 |
| No Pref Given..... | 10,469 | 632,498 | 39,684 | 1,672,203 | 95.997 | 91.845 |
| MINORITY & DISADVANT | | | | | | |
| Lg Minority..... | 13 | 201 | 43 | 682 | 0.104 | 0.037 |
| Sm Minority..... | 156 | 17,786 | 620 | 35,336 | 1.500 | 1.941 |
| 8a Minority..... | 254 | 33,786 | 672 | 57,786 | 1.626 | 3.174 |
| SUB-TOTAL | 423 | 51,773 | 1,335 | 93,804 | 3.229 | 5.152 |
| WOMEN OWNED | | | | | | |
| | 221 | 10,985 | 851 | 25,710 | 2.059 | 1.412 |
| TYPE OF CONTRACT | | | | | | |
| Fixed Price | 10,834 | 730,396 | 41,160 | 1,801,857 | 99.567 | 98.967 |
| Cost..... | 33 | 2,711 | 146 | 18,455 | 0.353 | 1.014 |
| Time & Material | 4 | 57 | 10 | 155 | 0.024 | 0.009 |
| Labor Hour | 7 | 80 | 23 | 204 | 0.056 | 0.011 |
| Multi Year | 1,466 | 39,850 | 4,014 | 121,205 | 9.710 | 6.657 |
| SUBJECT TO STAT REQ | | | | | | |
| Walsh Healey Mfr..... | 3,570 | 217,866 | 11,332 | 585,506 | 27.412 | 32.159 |
| Walsh Healey Dir..... | 414 | 12,643 | 1,658 | 48,314 | 4.011 | 2.654 |
| Service Contracts..... | 3,895 | 53,733 | 17,342 | 255,148 | 41.951 | 14.014 |
| Davis Bacon..... | 1,347 | 373,489 | 4,363 | 631,260 | 10.554 | 34.672 |
| Not Subject To | 1,652 | 75,513 | 6,644 | 300,443 | 16.072 | 16.502 |
| KIND OF CONTRACT | | | | | | |
| Initial Letter | 23 | 7,165 | 65 | 8,911 | 0.157 | 0.489 |
| Def Supersd Ltr..... | 0 | 0 | 11 | 462 | 0.027 | 0.025 |
| Definitive..... | 2,069 | 487,150 | 7,538 | 966,648 | 18.235 | 53.093 |
| Internal Order..... | 6,722 | 185,097 | 26,453 | 638,169 | 63.990 | 35.051 |
| Modification..... | 950 | 11,712 | 3,830 | 47,805 | 9.265 | 2.626 |
| GSA Schedule..... | 866 | 27,017 | 2,351 | 89,689 | 5.687 | 4.926 |
| External Order..... | 244 | 15,539 | 1,077 | 69,312 | 2.605 | 3.807 |
| Term For Default..... | 1 | -20 | 3 | -131 | 0.007 | -0.007 |
| Term For Conven..... | 3 | -416 | 11 | -194 | 0.027 | -0.011 |
| PRODUCT OR SERVICE | | | | | | |
| Supplies & Equipment..... | 4,147 | 231,110 | 13,548 | 633,832 | 32.773 | 34.813 |
| Research & Development..... | 19 | 433 | 90 | 1,637 | 0.218 | 0.090 |
| Construction | 1,336 | 371,856 | 4,349 | 628,480 | 10.520 | 34.519 |
| Architect Engineer..... | 47 | 1,662 | 170 | 5,236 | 0.411 | 0.288 |
| Automatic Data Processing Services..... | 6 | 645 | 57 | 4,172 | 0.138 | 0.229 |
| ADP Equipment, Purchase & Lease..... | 192 | 9,064 | 566 | 37,740 | 1.369 | 2.073 |
| Real Property, Purchase & Lease..... | 32 | 567 | 160 | 2,827 | 0.387 | 0.155 |
| Other Services..... | 5,099 | 117,907 | 22,399 | 506,747 | 54.184 | 27.833 |
| Consultant Services..... | 24 | 4,354 | 66 | 7,882 | 0.160 | 0.433 |