



# X-Plain Umbilical Hernia Reference Summary

## Introduction

Hernias are common conditions that affect men and women of all ages.

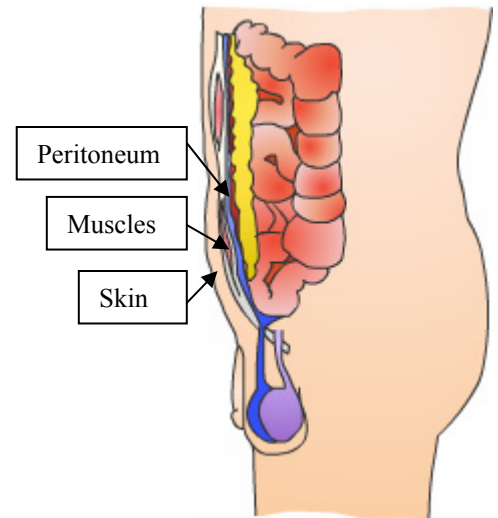
Your doctor may have recommended a hernia operation.

The decision whether or not to have this surgery is also yours.

This reference summary will help you understand better the benefits and risks of this surgery.

## Anatomy

The stomach and intestines help digest and absorb the food we eat. They are inside the abdomen, covered and protected by three layers. The first layer is a thin membrane called the “peritoneum.” The second is a wall made of many muscles. The third and last layer is the skin.

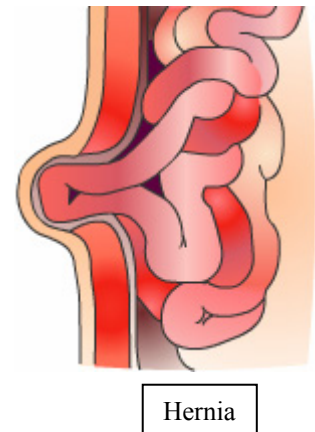


## Symptoms And Their Causes

If the muscles of the abdomen become weak, the intestines, along with their first covering, the peritoneum, can push through the weak spot. This feels like a bulge under the skin. This is called a hernia.

There are three types of hernias: umbilical, groin, and incisional. This reference summary describes the treatment of umbilical hernias.

An *umbilical hernia* is a hernia that occurs around the navel. Although it is usually present at birth, it may not be a problem at that time. Sometimes it does not become a problem until adulthood.



This document is a summary of what appears on screen in X-Plain™. It is for informational purposes and is not intended to be a substitute for the advice of a doctor or healthcare professional or a recommendation for any particular treatment plan. Like any printed material, it may become out of date over time. It is important that you rely on the advice of a doctor or a healthcare professional for your specific condition.

The weakness in the muscles could be the result of lifting heavy objects.

It could also result from gradual weakening of the muscles from continuous stress.

Hernias tend to get larger with time.

They can be dangerous, because some of the structures inside the abdomen, such as the intestines, can get stuck or twisted inside the hernia and cut off their own blood supply. This is known as a strangulated hernia. This type of hernia could lead to the death of that part of the intestines and would require a more complex and riskier operation.

Surgery is the only definite way to correct the problem.

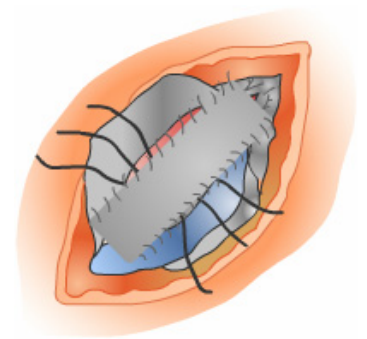
### **Surgical Procedure**

Umbilical hernia repair can be done under local or general anesthesia depending on the size of the hernia and the patient's preference.

An incision is made over the hernia. The contents of the hernia are pushed back into the abdomen. The muscles are sutured back together.

If the defect is large and the muscles cannot be sutured together, your doctor might choose to place a mesh to cover the defect.

The surgeon then closes the skin.



Incision and Mesh

### **Risks And Complications**

This surgery is very safe. There are, however, some possible risks and complications. These are unlikely but possible. You need to know about them just in case they happen. By being informed you may be able to help your doctor detect complications early.

The risks and complications include those related to anesthesia and those related to any type of surgery.

Risks of general anesthesia include nausea, vomiting, urinary retention, cut lips, chipped teeth, sore throat, and headache. More serious risks of general anesthesia include heart attacks, strokes, and pneumonia.

---

This document is a summary of what appears on screen in *X-Plain™*. It is for informational purposes and is not intended to be a substitute for the advice of a doctor or healthcare professional or a recommendation for any particular treatment plan. Like any printed material, it may become out of date over time. It is important that you rely on the advice of a doctor or a healthcare professional for your specific condition.

Your anesthesiologist will discuss these risks with you and ask you if you are allergic to certain medications

Blood clots in the legs can occur due to inactivity during and after the surgery. These usually show up a few days after surgery. They cause the leg to swell and hurt.

Blood clots can become dislodged from the leg and go to the lungs where they will cause shortness of breath, chest pain and possibly death. It is extremely important to let your doctors know if any of these symptoms occur.

Sometimes the shortness of breath can happen without warning.

Getting out of bed shortly after surgery may help decrease the risk of blood clots in the legs.

Some of the risks are seen in any type of surgery. These include:

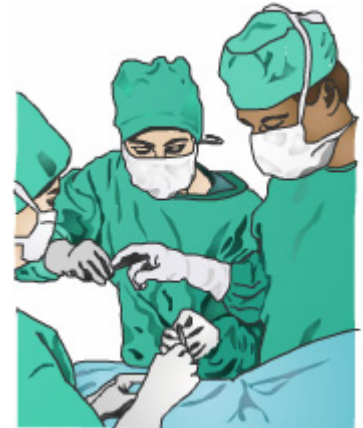
1. Infection. Infections can involve the abdominal incision. Treating infections may require antibiotics and possibly surgery to drain the infection.
2. Bleeding, either during or after the operation. It might cause bluish discoloration of the skin.
3. Skin scars that may be painful or ugly.

Other risks and complications are related specifically to this surgery. These again are very rare. However, it is important to know about them.

Structures in the abdomen could be damaged. The intestines could be perforated. Damage to these structures could lead to permanent damage and the necessity to proceed with another operation. These again are very rare. In extremely rare cases, death may result from these complications.

The hernia could happen again, or recur.

If you had a mesh put in during surgery and develop an infection you might need to have the mesh removed to help clear the infection.



---

This document is a summary of what appears on screen in *X-Plain™*. It is for informational purposes and is not intended to be a substitute for the advice of a doctor or healthcare professional or a recommendation for any particular treatment plan. Like any printed material, it may become out of date over time. It is important that you rely on the advice of a doctor or a healthcare professional for your specific condition.

## After The Surgery

After the operation is done, the patient is transferred to the recovery room and then to a regular room.

Most patients go home the same day of the surgery.

Some swelling around the incision and bluish discoloration is normal.

To prevent the hernia from coming back, no heavy lifting, bending, or twisting is allowed for a few weeks.

Depending on your condition, your doctor will help you decide when you will go back to work and under what restrictions.

Make sure to contact your doctor in case of any new symptoms, such as fever, severe abdominal pain, weakness, swelling, or infection.



## Summary

Hernias are a common condition that affect people of all ages. If left untreated, they can cause severe pain and serious complications.

Surgery is usually recommended to treat hernias.

Hernia surgery is very safe and effective. Risks and complications are very rare. Knowing about them will help you detect and treat them early.



---

This document is a summary of what appears on screen in *X-Plain™*. It is for informational purposes and is not intended to be a substitute for the advice of a doctor or healthcare professional or a recommendation for any particular treatment plan. Like any printed material, it may become out of date over time. It is important that you rely on the advice of a doctor or a healthcare professional for your specific condition.