


Central Data Exchange Web-based Reporting It's Easier Than Ever With CDX-Lite

OEI Symposium 2007
St Louis, Missouri






Purpose

- Share with EPA Program Offices, Regions and other interested parties a low cost electronic reporting process available at EPA



CDX Goals for Environmental Reporting



- Minimize cost to EPA program offices
 - Development
 - Maintenance
- Reduce time to build and deploy new data flows
- Provide a shared service that meets unique program needs
- Meet all Federal electronic reporting requirements
- Keep it as simple as possible for programs to build new reporting data flows








What is CDX-Lite?

- A secure Web-based reporting service that supports the transfer of data from external entities into the Agency
- A streamlined approach to developing and maintaining EPA program data flows
- Primarily supports file transfers, limited fielded text and attributes about the submitters and data





Services Provided by CDX-Lite

- Consolidated Life-Cycle Development - Combines requirements, design and development phases
- Data flow and registration development - A menu driven and visual approach
- Automatic Utilization of Services
 - Web Services deliver to EPA Program Systems
 - Document Zipping, Encryption, and PKI Signature
 - Email Notices, CDX Web Document Messaging documents one account to another
 - Quality assurance services
- Transaction History - Provides a web-based Transaction History Menu for users
- Documentation Service - All new designs and requirements are loaded directly into CDX-Lite Metadata Tables eliminating paper documentation
- Project Plan- All work conducted using a standardized project plan






CDX-Lite Developer Tools

- **CDX-Lite Registration Provisioning** - Quickly defines new data flow functions to CDX without coding
- **CDX-Lite Designer** - Used by customers to design their own CDX-Lite flows
- **CDX-Lite Submitter** - Submit designs requested by customers for review and publishing
- **CDX-Lite Publishing** –
 - Captures submitted designs
 - Streamlines data flow review/approval
 - Publishes new Data Flows to Test & Production.





CDX-Lite Service Limitations

- Primarily used for file transfers
- Basic Web-form functions
 - Radio buttons and check boxes
 - Drop-down boxes
 - Generic field inputs
- Edit checking for batch files only



Benefits of CDX-Lite

- Significantly reduces time and costs to establish requirements and design
 - Real-time requirements capture with the customer
- Eliminates development costs through reusable components
- Reduces maintenance - single versus many systems
- Meets many unique program requirements
- Reduces costs for security, software certification, and learning curve to use and maintain CDX core services
- Opens the door for smaller reporting programs
- Will support compliance with EPA's Cross-Media Electronic Reporting Rule
- Reduces financial risk to program offices through fixed pricing
- Reduces contract administration time and cost through streamlined procurement





Registration Provisioner

Logged in as, FRUDESAPPY.

[MyCDX](#) > [Applications](#) > Summary

Registration Provisioner Summary

You must click "Save" for the information to be added to the database. Click on the "Add Role" link to specify registrant authorization specifications within the application.

Temp - Temp

[Edit](#) | [Add Role](#)

Role: Submitter | Enter PWS Id Here

[Edit](#) | [Delete](#) | [Add POC](#)

Role: Reviewer | Enter PWS Id Here

[Edit](#) | [Delete](#) | [Add POC](#)

Role: Approver | Enter PWS Id you approve

[Edit](#) | [Delete](#) | [Add POC](#)

Save

Publish

You are in an encrypted secure session.

Help Desk: (888) 890-1995
[EPA Home](#) | [Privacy and Security Notice](#) | [Contact Us](#)

Last updated on November 5, 2007.

About CDX
MyCDX
Inbox
Change Password
Frequently Asked
Questions
Help & Support
CDX Home
Terms & Conditions
Logout

User Guide
CDX Lite Designer



Registration Provisioner

Logged in as, CFREEMAN123.

[MyCDX](#) > [Applications](#) > Add Application

Add New Application

Every entry field in the table marked with an * is required. Question marks provided for additional description field information within the fields specified.

You may select "Next" to continue or "Reset Form" to go back to the last saved information.

* Abbreviated Application Name: ?	<input type="text"/>
* Application Name: ?	<input type="text"/>
* POC Full Name: ?	<input type="text"/>
* POC Email: ?	<input type="text"/>
POC Phone: ?	<input type="text"/>
POC Ext: ?	<input type="text"/>
* Is this an Open Registration application: ?	<input checked="" type="radio"/> Y <input type="radio"/> N
* Is this a Government only application: ?	<input type="radio"/> Y <input checked="" type="radio"/> N
* Welcome Page Content: ?	<input type="radio"/> Default Content <input type="radio"/> No Content <input checked="" type="radio"/> Custom Content



- CDX Lite Links
- CDX Lite Home
- CDX WEB Links
- About CDX
- Account Login
- Registration
- Frequently Asked Questions
- Help & Support
- CDX Home
- Terms & Conditions

CDX Lite DataFlow Builder Home

U.S. Environmental Protection Agency

CDX Lite Designer Templates

[Recent Announcements](#) | [Contact Us](#)

[CDX Home](#) > CDX Lite Designer Templates

Environmental Protection Agency Central Data Exchange

CDX Lite Designer Templates



Message Submit



Message Submit
w/Digital Signature



Node Submit



Node Submit
w/Digital Signature



Redirect Application

Help Desk: (888) 890-1995
[EPA Home](#) | [Privacy and Security Notice](#) | [Contact Us](#)

Last updated on February 23, 2007.
URL: <http://www.epa.gov/epahome/usenotice.htm>

Uninstall CDX Lite Design...



- CDX Lite Links
- [CDX Lite Home](#)
- [CDX Lite XML Editor](#)
- [Open XML](#)
- [Setup Left Logo](#)
- [Setup Right Logo](#)
- [Save XML](#)
- [Form Review](#)
- [Publish ZIP](#)
- CDX WEB Links
- [About CDX](#)
- [Account Login](#)
- [Registration](#)
- [Frequently Asked Questions](#)
- [Help & Support](#)
- [CDX Home](#)
- [Terms & Conditions](#)

Uninstall CDX Lite Designer

Edit XML document

CDX Lite Template Designer

Enter a title for the Data Flow along with textual information for the user.

DataFlow Acronym or Short name

Dataflow Description

Dataflow Application Title

CROMERR rules apply

Indicate whether a digital certificate is required for completion of submissions.

Create 1 or more Add URL links to the left blue menu area

Enter data flow specific textual information, instructions and/or logo images for this appli

Create 1 or more URL Navigation Links to Blue Menu area

Specify check-off items and text views for this dataflow application

Footer Section of page

DataFlow Acronym or Short name

Typically first letter of each word in the title, would be used to build this acronym or code. The Text must be upper case, and uniquely represents a data flow in the CDX environment.

NS=urn:us:net:exchangenetwork:EARS:1.0

Error:

cvc-minLength-valid: Value '' with length = '0' is not facet-valid with respect to minLength '1' for type 'NormalizedString100 CharType'.

urn:us:net:exchangenetwork:EARS:1.0 Norm

Folder:



Save and Publish Requirements as XML

```
<page-template >  
  <header >  
    <dataflow-name>California Air Resource Board File Exchange</dataflow-name >  
    <dataflow-description>Dynamic Upload Inbox Transfer to CDXCARB</dataflow-description >  
    <page-title ></page-title >  
    <chromerr-flag>false</chromerr-flag >  
    <certificate-flag>false</certificate-flag >  
    <breadcrumbs >  
      <breadcrumb >  
        <link-text>MyCDX</link-text >  
        <link-target>/SSL/CDX/MyCDX.asp</link-target >  
      </breadcrumb >  
      <breadcrumb >  
        <link-text>Entry Form</link-text >  
        <link-target>/ears/collect.do?</link-target >  
      </breadcrumb >  
    </breadcrumbs >  
    <header-blocks >  
      <header-block >  
        <topHeader >  
          <title>Welcome to California Air Resource Board File Exchange</title >  
          <text>Welcome to the U.S. Environmental Protection Agency's File Exchange for the California Air Resource Board. This ca  
            to the CDXCARB Inbox and allow the California Air Resource Board reviewer to review and upload files received.</text >  
        </topHeader >  
      </header-block >  
    </header-blocks >  
  </header >  
</page-template >
```



#PAGETitle#

[Recent Announcements](#) | [Contact Us](#)

Logged in as, <cdx user id>.

#BREADCRUMB1# > #BREADCRUMB2# > #PAGETitle#

#HEADER1 Title#

#HEADER1 Text#



#logo1 text#



#logo2 text#

#HEADER2 Title#

#HEADER2 Text#

#Help#

#Validation Service URL#

#EARS Form#

#Previously Submitted Form(s)#

#SELECT FILE LABEL#

#Validate File Label#

Browse...

#Validate File Label#

Browse...

#Submission Recipient#

#Notification Recipient#

EARS Dataflow

- select the item of interest ---
- EARS USER GROUP
- EARS Reviewers

#Notification Subject Description#

#Notification Body Description#

#Send Attachment Statistic#

#Confirmation Requested description#

#confirm via Inbox#

#confirm via E:Mail#

#Submit Label#

Reset

#Footer 1#

#Footer 1 TEXT#

You are in an encrypted secure session.

Help Desk: #help desk number#
[EPA Home](#) | [Privacy and Security Notice](#) | [Contact Us](#)
| #link1 text# | #link2 text# |

Last updated on June 19, 2006.

URL: <http://www.epa.gov/epahome/usenotice.htm>

- About CDX
- MyCDX
- Inbox
- Change Password
- Digital Certificate
- Frequently Asked Questions
- Help & Support
- CDX Home
- Terms & Conditions
- Logout

#LINK 1 TEXT#

#LINK 2 TEXT#



ICIS-NPDES Web Batch Submission System


[Recent Announcements](#) | [Contact Us](#)

Logged in as, FRUDESAPPY.

[MyCDX](#) > ICIS-NPDES Web Batch Submission System

- About CDX
- MyCDX
- Inbox
- Change Password
- Frequently Asked Questions
- Help & Support
- CDX Home
- Terms & Conditions
- Logout

Transaction History



Welcome to the ICIS-NPDES Web Batch Submission System

For technical issues, please contact the ICIS user support Help Desk at (202) 564-7756 or via e-mail at ICIS@epa.gov

Instructions: Upload the applicable document(s) to the ICIS-NPDES System from your workstation by pressing the [Browse] button and locating the file. Once you have located the file in the dialog box highlight it and click Open Button. If you have additional documents, "Browse" for up to 4 documents on subsequent lines. Next, Press the [Send] button.

To access the ICIS-NPDES System click on the button below:

[ICIS-NPDES System](#)

For specific questions, contact the ICIS-NPDES.

Select a File: [Browse...](#) [Reset File Selection](#)

Selected File(s): [RemoveAll](#)

[Delete](#)

Receive confirmation message through:

E-Mail

[Send](#) [Reset](#)



eBeaches / Monitoring

[Recent Announcements](#) | [Contact Us](#)

Logged in as, FRUDESAPPY.

[MyCDX](#) > eBeaches / Monitoring

- About CDX
- MyCDX
- Inbox
- Change Password
- Frequently Asked Questions
- Help & Support
- CDX Home
- Terms & Conditions
- Logout

Transaction History

What is eBeaches?

The CDX eBeaches (electronic Beach Environmental Assessment and Coastal Health System) is a system that helps states submit Beach Locational, Monitoring and Notification Data to the EPA via CDX. These resources will assist you in meeting data reporting requirements under the BEACH Act Grants Program.

How will Beach Monitoring data be submitted?

Beach monitoring data (advisories and closings) can be submitted using the Central Data Exchange (CDX).

CDX is a single portal on the Web for environmental data entering EPA. It offers States, Territories, Tribes and other entities a faster, easier, more secure reporting option. CDX is EPA's point of entry on the National Environmental Information Exchange Network (NEIEN).

Can Notification data also be submitted using CDX?

Yes. While you may only be responsible for Monitoring data, another organization within your state or territory may be responsible for submitting Notification data. To submit Notification data, return to the "My CDX" page, and go to "Available Account Profiles", select "eBeaches:Notification", and follow the instructions.

This web site provides resources for submitting Beaches Monitoring data to the EPA.

How can this tool be used?

The **new** Beaches Monitoring Data Roadmap describes how to submit Beaches Notification data to the EPA. The Roadmap contains the following steps:

1. Prepare your monitoring data. For further information on preparation tools available please go to your [Beaches Data User Corner](#)
2. Save your formatted data on your workstation
3. Press the [browse] button, below and select your saved formatted data and press the [send] button.
4. Check your [Transaction History](#) for confirmation that your Beaches Monitoring Data submission to the EPA is complete.

[View eBeaches Monitoring User Guide and Reference Document](#)

Select your WQX XML monitoring reports:

Selected File(s):





Transaction History -- eBeaches

Logged in as, FRUDESAPPY.

[MyCDX](#) > Transaction History

Start Date:

End Date:


- About CDX
- MyCDX
- Inbox
- Change Password
- Frequently Asked Questions
- Help & Support
- CDX Home
- Terms & Conditions
- Logout

eBeaches

<u>Service Transaction ID</u>	<u>Service</u>	<u>Date/Time Stamp</u>	<u>Status</u>
a0f61f61-68a1-406d-b1d5-38a8d52875e9	WQX	10/12/2007 8:56:34 AM	FAILED
120d36e0-28f6-4663-82dc-342a255ea308	WQX	10/4/2007 6:50:07 AM	FAILED
9269a651-5bb8-4362-8948-6d275d53f1fa	WQX	10/4/2007 6:49:26 AM	FAILED
<ul style="list-style-type: none"> ProcessingReport.zip Notify_WQX_2.0_pass.xml.xml BackEndDistribution_573af37d-abf1-4960-893a-549b7db63e0e.zip WQX_2.0_pass.xml Validation Results 	<p>Created Date: 10/4/2007 6:50:06 AM</p> <p>Created Date: 10/4/2007 6:50:04 AM</p> <p>Created Date: 10/4/2007 6:50:00 AM</p> <p>Created Date: 10/4/2007 6:49:26 AM</p> <p>Created Date: 10/4/2007 6:49:58 AM</p>	<p>Doc ID: 2d9b8c03-ab67-4497-ba72-25ccd266f048</p> <p>Doc ID: 4b3ba87a-6dea-4155-a74a-ee53f8d9649b</p> <p>Doc ID: 00623b81-8295-4f2d-a4b8-711fc936fb</p> <p>Doc ID: 4285fcbf-a1a6-4dbd-9fdf-008a221ddc1a</p> <p>Doc ID: 7c9baaa8-a9e8-4d49-9bfe-ba37de064045</p>	

Go to page: of 1

You are in an encrypted secure session.



Who is using CDX-Lite?

- All CDX Web Flows now use CDX-Lite Provisioning for administration
- Environmental Appeals Board (EAB) – Implemented for Office of Administrator
- National Environmental Methods Index (NEMI-CBR) (Inter-Agency) with Office of Water and USGS
- eBeaches Monitoring integrates with Water Quality Index (WQX)
- Numerous data flows in Production use CDX-Lite Authentication for backend systems in NCC
- Data Flows in Development -
 - ICIS-NPDES Web Batch
 - OPPT Pesticide Producer Tracking System (PPTS)
 - Region 1 and Region 6 have eSelf-Disclosure data flows in Development
- VERIFY Notification Flow in Design





CDX-Lite Plans for 2008

- Complete integration of CROMERR complaint services
- Refine the term “Standard CDX-Lite Services”
- Offer CDX-Lite to EPA Program Offices as a fixed price service
- Significantly expand Web-based reporting at EPA





How Can You Get Started?

- Review “CDX Getting Started” Guide
- Set up and Information Exchange Meeting with us
 - Program reporting needs
 - CDX-Lite generic services
 - Services outside scope
 - Timeline and cost
- Review CDX-Lite Standardized Project Plan
- Prepare a procurement request
- Start building





For More Information

- Sign up for our CDX Newsletter
- Go to www.epa.gov/cdx
- Call me Charles Freeman, Chief
Information Exchange Technology Branch
Office of Environmental Information
freeman.charles@epa.gov
202-566-1694

Credit: Greg Mitchell, CDX-Lite Master Designer