



Air Operations



At the end of this session participants will:

- *Be familiar with AE capabilities and crews*
- *Have a better understanding of the airfield operating environment*
- *Be able to describe airfield and aircraft safety considerations*





Air Operations



Overview

- *AE Mission*
- *AE Capabilities*
- *AE Configurations*
- *AE Crew Compliment*
- *PRT/AE Interface*



Air Operations



Overview (cont'd)

- *Forms/Documentation*
- *Airport/Airfield Familiarity*
- *Aircraft Support*
- *Operating Around Military Aircraft*
- *Safety Considerations*

Air Operations

Capabilities

- *The Movement of Patients by Fixed-Wing Aircraft, under the Supervision of Aeromedical Evacuation Crews, to and between Medical Treatment Facilities*
- *Air Force is Executive Agent for AE*
- *AMC is Lead Command for AE*
- *AE is an AMC Core Competency*

4

Air Operations

Capabilities

Expeditionary AE Expeditionary AE
 Mobility Hub Secure Airfield MASF

B
A
T
T
L
E
F
I
E
L
D

- *Minimize Evacuation Delay*
- *Utilize Retrograde Airlift*
- *Maintain Forward Capability*

Air Operations

Capabilities

LEGEND

- ☀ Site of Injury
- Level 2 (Army Forward Surge Team)
- ⊕ Level 3 Facility
- ★ Secure Airfield
- ⊙ Air Mobility Base
- ◆ Strategic Airlift Hub
- Route of Evacuation (AE)

Air Operations

Capabilities

Air Operations

Capabilities

- *The AE System provides:*
 - *Integrated control of casualty movement by air*
 - *Command and control (C2) of theater AE*
 - *Forces and AE operations*
 - *Specialized clinical aircrew and augmentees*
 - *Operational Support Personnel*
 - *En-route staging facilities on or near air fields for care of in-transit patients*

8

Air Operations

Capabilities

- *Medical in-flight equipment*
- *Support to the communication network between airlift C2 agencies*

9



Air Operations



Configurations

- *AE is NOT tied to specific airframes*
- *Multi-platform capable AECMs enables AE crews to take advantage of transiting airlift*

10



Air Operations



Configurations



C-17

36-48 Litters with additional seats for ambulatory/medical crew

11



Air Operations



Configurations



12

Air Operations

AE-2 Configuration

13

Air Operations

C-17 Configuration

14

Air Operations

C-17 Configuration

01/19/2007

15



Air Operations
C-17 Configuration



16



Air Operations
C-17 Configuration



17




Air Operations
Configurations



C-130E/H/J


- *50 Litters*
- *C-130J (stretch) 97 Litters*

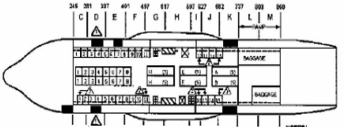
18



Air Operations

AE-1 Configuration





NOTES:


1. ■ SEATING ESCAPE SEATS
2. ▲ AIRCRAFT EQUIPMENT NOT AVAILABLE TO
3. ■ MAIL MAIL SYSTEM
4. □ MAIL MAIL SYSTEM
5. □ MAIL MAIL SYSTEM
6. ▲ AIRCRAFT EQUIPMENT NOT AVAILABLE TO
7. ▲ AIRCRAFT EQUIPMENT NOT AVAILABLE TO

19




Air Operations

C-130 Configuration






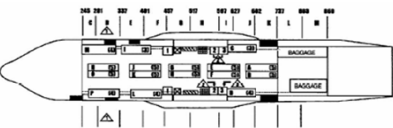
20



Air Operations

AE-2 Configuration





NOTES:

1. ■ SEATING ESCAPE SEATS
2. ▲ AIRCRAFT EQUIPMENT NOT AVAILABLE TO
3. ■ MAIL MAIL SYSTEM
4. □ MAIL MAIL SYSTEM
5. □ MAIL MAIL SYSTEM
6. ▲ AIRCRAFT EQUIPMENT NOT AVAILABLE TO
7. ▲ AIRCRAFT EQUIPMENT NOT AVAILABLE TO

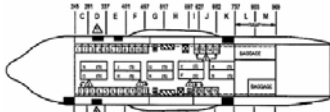
21



Air Operations



AE-4 Configuration



- NOTE:
- 1. [Symbol] SPECIAL EQUIPMENT
 - 2. [Symbol] EQUIPMENT TO BE REMOVED OR NOT APPLICABLE TO THIS AIRCRAFT
 - 3. [Symbol] SPECIAL EQUIPMENT
 - 4. [Symbol] SPECIAL EQUIPMENT
 - 5. [Symbol] EQUIPMENT TO BE REMOVED OR NOT APPLICABLE TO THIS AIRCRAFT
 - 6. [Symbol] EQUIPMENT TO BE REMOVED OR NOT APPLICABLE TO THIS AIRCRAFT
 - 7. [Symbol] EQUIPMENT TO BE REMOVED OR NOT APPLICABLE TO THIS AIRCRAFT



Air Operations



C-130 Configuration





Air Operations



C-130 Configuration



Air Operations

PSP Configuration

AFRO SAFETY ADDRESSING v. 07 MAY 2009

Figure 11. PSP-A

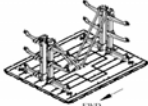



Figure 12. PSP-B



25

Air Operations

PSP Configuration

AFRO SAFETY ADDRESSING v. 07 MAY 2009

Figure 13. PSP-A

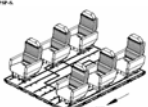
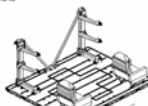



Figure 14. PSP-B



26

Air Operations


Configurations



KC-10
Opportune Aircraft-single litter patient movement

27

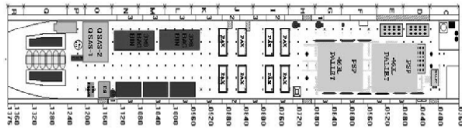
Air Operations
Configurations



KC-135
36 including crew max


28

Air Operations
AE-2 Configuration

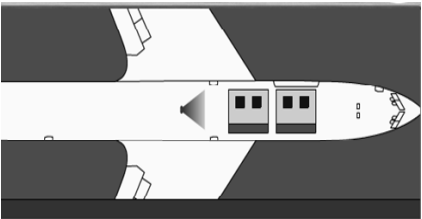


29

Air Operations
Configurations



Air Operations
Configurations




31

Air Operations
AE Crew Compliment

- *Flight Nurses*
- *Medical Technicians*
- *Critical Care Aeromedical Transport Team*

32

Air Operations
AE Crew Compliment



33



Air Operations



AE Crew Compliment



34



Air Operations



AE Crew Compliment





Air Operations



AE Crew Compliment





Air Operations



AE Crew Compliment



37



Air Operations



AE Crew Compliment




38



Air Operations



AE Crew Compliment



39



Air Operations

AE Crew Compliment



40



Air Operations

AE Crew Compliment



41



Air Operations

AE Crew Compliment



42



Air Operations



AE Crew Compliment



43



Air Operations



PRT/AE Interface

- *AE Crew*
- *Loadmaster (LM)*

44



Air Operations



PRT/AE Interface



45



Air Operations

PRT/AE Interface



46



Air Operations

PRT/AE Interface



47



Air Operations

PRT/AE Interface



48



Air Operations
PRT/AE Interface



49



Air Operations
AE Crew Compliment



50



Air Operations
AE Crew Compliment





Air Operations



AE Crew Compliment



52



Air Operations



AE Crew Compliment



53



Air Operations



AE Crew Compliment



54



Air Operations



AE Crew Compliment



55



Air Operations



Forms / Documentation

- *AF IMT 3899a-k*
- *AF IMT 3854 Receipt Movement for Patient Valuables*
- *DD Form 602 Patient Evacuation Tag*

56



Air Operations




AF IMT 3899

Continental Evacuation Form (Old) 21 November 2008

Fig. 10 AF IMT 3899


1. Patient Name (Last, First, Middle Initial)		2. Patient Grade/Rate	
3. Patient Service Number		4. Patient Component	
5. Patient Address (Street, City, State, Zip)		6. Patient Telephone Number	
7. Patient Medical Record Number		8. Patient Social Security Number	
9. Patient Date of Birth		10. Patient Date of Entry into Service	
11. Patient Date of Last Medical Examination		12. Patient Date of Last Physical Examination	
13. Patient Date of Last Dental Examination		14. Patient Date of Last Vision Examination	
15. Patient Date of Last Hearing Examination		16. Patient Date of Last Psychological Examination	
17. Patient Date of Last Substance Abuse Examination		18. Patient Date of Last Drug Screening	
19. Patient Date of Last Urinalysis		20. Patient Date of Last Blood Test	
21. Patient Date of Last X-ray		22. Patient Date of Last ECG	
23. Patient Date of Last Ultrasound		24. Patient Date of Last MRI	
25. Patient Date of Last CT Scan		26. Patient Date of Last PET Scan	
27. Patient Date of Last Bone Density Test		28. Patient Date of Last Sleep Study	
29. Patient Date of Last Cardiac Catheterization		30. Patient Date of Last Endoscopy	
31. Patient Date of Last Colonoscopy		32. Patient Date of Last Proctoscopy	
33. Patient Date of Last Cystoscopy		34. Patient Date of Last Hysteroscopy	
35. Patient Date of Last Laparoscopy		36. Patient Date of Last Arthroscopy	
37. Patient Date of Last Spinal Surgery		38. Patient Date of Last Joint Replacement	
39. Patient Date of Last Organ Transplant		40. Patient Date of Last Organ Donation	
41. Patient Date of Last Organ Procurement		42. Patient Date of Last Organ Allocation	
43. Patient Date of Last Organ Retrieval		44. Patient Date of Last Organ Transport	
45. Patient Date of Last Organ Implantation		46. Patient Date of Last Organ Rejection	
47. Patient Date of Last Organ Rejection Treatment		48. Patient Date of Last Organ Rejection Monitoring	
49. Patient Date of Last Organ Rejection Evaluation		50. Patient Date of Last Organ Rejection Reporting	


57




Air Operations

AF IMT 3899C







61




Air Operations

AF IMT 3899D







62



Air Operations

AF IMT 3899E





63

Air Operations

AF IMT 3899F

Item No.	Item Description	Quantity	Unit	Remarks
1	...			
2	...			
3	...			
4	...			
5	...			
6	...			
7	...			
8	...			
9	...			
10	...			
11	...			
12	...			
13	...			
14	...			
15	...			
16	...			
17	...			
18	...			
19	...			
20	...			
21	...			
22	...			
23	...			
24	...			
25	...			
26	...			
27	...			
28	...			
29	...			
30	...			

64

Air Operations

AF IMT 3899G

Item No.	Item Description	Quantity	Unit	Remarks
1	...			
2	...			
3	...			
4	...			
5	...			
6	...			
7	...			
8	...			
9	...			
10	...			
11	...			
12	...			
13	...			
14	...			
15	...			
16	...			
17	...			
18	...			
19	...			
20	...			
21	...			
22	...			
23	...			
24	...			
25	...			
26	...			
27	...			
28	...			
29	...			
30	...			


65

Air Operations

AF IMT 3899H


Item No.	Item Description	Quantity	Unit	Remarks
1	...			
2	...			
3	...			
4	...			
5	...			
6	...			
7	...			
8	...			
9	...			
10	...			
11	...			
12	...			
13	...			
14	...			
15	...			
16	...			
17	...			
18	...			
19	...			
20	...			
21	...			
22	...			
23	...			
24	...			
25	...			
26	...			
27	...			
28	...			
29	...			
30	...			


66




Air Operations

AF IMT 3899I







67




Air Operations

AF IMT 3899J







68




Air Operations

AF IMT 3899K







69




Air Operations

AF IMT 3854







70




Air Operations

DD Form 602







71



Air Operations

ZULU Time Conversion Chart





72



Air Operations



Airport / Airfield Familiarity

- *Military versus Civilian Airfields*
- *Command and Control (C2)*
- *Flight Line*
- *Taxiways*
- *Entry Control Points*
- *FOD*
- *Vehicle Movement Guidelines*

73



Air Operations



Airport / Airfield Familiarity



74



Air Operations



Airport / Airfield Familiarity

- **Taxiway**: Yellow centerline, yellow signs with black letters
- **Runway**: White edge and centerline, red signs with white numerals
- **Lights**: Blue lights indicate taxiways, white or amber lights bound runway
- **Parking Ramp**: Yellow lead in lines with yellow nose wheel spots
- **Runway Hold Lines**: Two solid yellow lines followed by two broken yellow lines across all taxiways approximately 100 feet before entering the runway



Air Operations



Airport / Airfield Familiarity

- Stay within marked traffic lanes
- Do not cross "Red Lines" except at designated FOD access points





Air Operations



Airport / Airfield Familiarity

- Enter and exit through FOD access points
- Give right of way to taxiing aircraft
- Upon meeting a moving aircraft, pull well to the side, stop, and wait until the aircraft has passed before proceeding. Obey the commands of the aircraft, move team personnel while aircraft is passing
- Use spotters to guide vehicle approach to an aircraft





Air Operations



Airport / Airfield Familiarity


- Operators will stop at the FOD entry point and check tires and exposed surfaces of vehicles, towed vehicles, bicycles, scooters, and other mobile equipment for foreign objects (rocks, nails, metal shavings, and any other debris)
- Upon completing the initial tire inspection the operator will move the vehicle forward so that the remainder of the tire can be inspected



Air Operations

Airport / Airfield Familiarity


- *Observe warning lights and signals*



Air Operations

Airport / Airfield Familiarity

- *Use seatbelts in all vehicles that are equipped with them*
- *Pedestrians and aircraft always have the right-of-way*
- *Obey all posted traffic signs and speed limits*



Air Operations

Airport / Airfield Familiarity

- *Standing on moving vehicles is prohibited*
- *Park in designated areas only*
- *Do not block aisles, stairways, intersections, emergency exits, or emergency equipment*
- *Never leave a vehicle unattended with the engine running*
- *Do not exceed maximum load or seating capacity of the vehicle*



Air Operations



Airport / Airfield Familiarity

- *All vehicles must follow posted speed limits and traffic signs*
- *All vehicles must stay within the white lines*
- *Keep vehicles off grass*
- *No attempt should be made to pass any moving or stationary aircraft in the taxiway, if engines are running. If a towed aircraft has stopped, passing is permitted provided there is a minimum 50-foot clearance between the vehicle and aircraft*



Air Operations



Airport / Airfield Familiarity

- *Never park a vehicle pointing directly toward an aircraft*
- *When parking the vehicle:*
 - *Always turn the engine off*
 - *Set the parking brake*
 - *Verify the doors are unlocked*
 - *Leave the keys in the ignition*



Air Operations



Airport / Airfield Familiarity

- *Only those operators with proper clearances can drive across taxiways or runways*
- *At night, vehicles moving toward aircraft will turn off headlights and use parking lights only*
- *Personnel operating vehicles on the Flightline must comply with all additional training and certification requirements*



Air Operations



Airport / Airfield Familiarity

- Approach aircraft with the driver's side toward the aircraft
- Do not park in front of run station/hangar doors
- With the exception of authorized emergency vehicles, vehicles shall not be parked or driven within 25 ft to the front of, or 200 ft to the rear of any aircraft, except when the aircraft is being serviced, loaded, or off-loaded, and spotters are used to guide the vehicle's approach to the aircraft. Vehicles shall not be driven under any part of the aircraft



Air Operations



Airport / Airfield Familiarity

- Do not use a vehicle for towing unless properly equipped
- Set brakes when parked
- Use wheel blocks/chocks when loading/unloading trucks or trailers





Air Operations



Aircraft Support

- Patient Loading System (PLS)
- K-Loader
- HDPLP (High Deck Loading Patient Platform)
- Fleet Service
- Fire Protection
- Follow-me Truck
- Power Carts
- Fire Extinguisher
- Lighting



Air Operations



Aircraft Support



88



Air Operations



Aircraft Support



89



Air Operations



Aircraft Support



90



Air Operations

Aircraft Support



91



Air Operations

Aircraft Support



92



Air Operations

Aircraft Support



93



Air Operations



Aircraft Support



94



Air Operations



Aircraft Support



95



Air Operations



Aircraft Support



96



Air Operations



Aircraft Support

- Hazards
- Noise
- Tripping (Cable)





Air Operations



Aircraft Support

- Hazards
- Loud Noise
- Hot exhaust
- Plane of Rotation





Air Operations



Aircraft Support

- Hazard
- Noise





Air Operations



Aircraft Support



100



Air Operations



Aircraft Support

- Hazards
- Noise
- Tripping (Ducts)
- Heat
- Carbon monoxide





Air Operations



Aircraft Support



102



Air Operations



Operating Around Military Aircraft

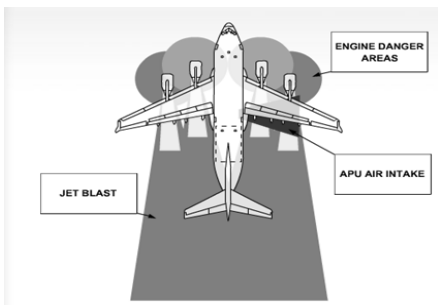
- *Situational Awareness*
- *Circles of Safety*
- *Prop Wash*
- *Who is in charge in and around aircraft*
- *Security / Military Police / Canines*



Air Operations



Operating Around Military Aircraft

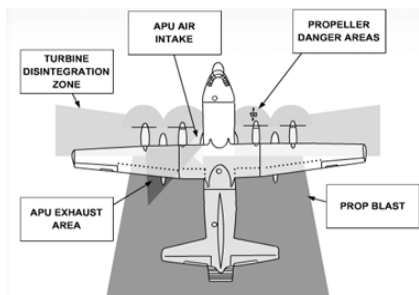




Air Operations



Operating Around Military Aircraft



Air Operations

Operating Around Military Aircraft

106

Air Operations

Safety Considerations

- *Tripping hazards*
- *Noise*
- *Smoking*
- *Fuel/LOX*

107

Air Operations

Safety Considerations

- *Required individual safety items*
- *Gloves*
 - *Goggles*
 - *Reflective belt / vest*
 - *Ear plugs*
 - *Remove jewelry, hair pins, hats*
- *Low visibility in C-130 and KC-135*
- *Limited space to maneuver*


108

Air Operations
Safety Considerations




109

Air Operations
Safety Considerations



110

Air Operations
Safety Considerations





111

 **Air Operations** 
Safety Considerations





112

 **Air Operations** 
Summary

- *AE Mission*
- *AE Capabilities*
- *AE Configurations*
- *AE Crew Compliment*
- *PRT/AE Interface*

113

 **Air Operations** 
Summary

- *Forms/Documentation*
- *Airport/Airfield Familiarity*
- *Aircraft Support*
- *Operating Around Military Aircraft*
- *Noise, Hazards, Vehicle Movement*
- *Safety Considerations*

114
