

## TRADEMARKS BIB TO BE PUBLISHED ON TWO DISCS

In the November 2004 issue of **Cassis Currents**, the opening article reported that the Patents BIB product was splitting into two discs because of the growth of data. Trademarks BIB has come to the same point and will be splitting into two discs with the next issue - February 2005. The Trademarks BIB database has also grown too large to fit on a dual-layer DVD-ROM, which holds up to 9 GB. Despite attempting a number of interim “fixes” to save space, it has become necessary to split Trademarks BIB into two discs. Trademarks BIB:Live will contain pending and active, registered U.S. trademarks and Trademarks BIB:ACE will contain abandoned trademark applications and cancelled and expired U.S. trademarks.

In order to make this transition easier for our subscribers, we have developed a special install process that will allow you to search both discs at the same time. This is possible for subscribers with two DVD-ROM drives. The install process will associate the two discs and searching the two discs will be seamless and appear as it does now with one disc.

Subscribers may also use this install process if you have a hard drive with sufficient space to hold the two databases from the DVD discs. We anticipate the size to be up to 14 GB. Detailed instructions for copying data to the hard drive and associating them to the user interface will be included on the DVD discs.




Figure 1 New Trademarks BIB Disc Products

For those users that do not have two drives, there will be only a minor change in the user interface. When you install either of the new discs, Trademarks BIB:Live or Trademarks BIB:ACE, you will see a Trademarks BIB tab instead of the familiar Trademarks BIB icon in the left sidebar. This is shown in Figure 2. Once you select that tab, you will have two icons to choose. To do a complete search of the Trademarks BIB database, you will need to conduct two searches.

Remember that you can save your history from your search session on one disc and then load the history to the second disc and rerun it. This will save you retyping the entire search a second time. Step-by-step instructions for using this feature follow.

While you are searching, the history of your entire session is automatically being saved. It is possible to view the history and then re-use search

statements to save retyping them later. It is possible to save individual queries (one search statement) or entire search histories to re-use in subsequent search sessions. Queries or search histories are saved and





Figure 2 New Trademarks BIB Tab

## INSIDE

Annual Index for 2004 Available	3
USAMark Moves to DVD-ROM	3
Disc Schedule Now on Web	3
Correction to 2005 Price List	3
Cassis2 Installations	3
Interesting Patents Column	4

reloaded from the Session History window.

To view the session history, click on the Session History icon  on the toolbar or click on the **Tools** menu and select the Session History option. The Session History window displays the current session's history and is shown in Figure 3.

Each history entry includes the Set Number (S#) that corresponds to the order in which the search statement was entered, the number of occurrences of the search term(s) in the database, the number of documents retrieved, and the query as the search engine interpreted it. This is important to note, as the search as it was interpreted by the search engine may appear differently than you entered it. If you highlight a query, it will be displayed in the text entry box at the bottom of the window.

It is also possible to reuse and combine queries from the current search session without having to retype the statements. You just need to type the numbers of the sets. For example, if you wanted to combine sets 3 and 4, type *3 and 4* in the text window. Do not type S3 and S4 as the system will search for S3 and S4 as search terms. If you are looking for the numbers 3 and 4 as search terms, enclose them in quotation marks "3" and "4" and send the

**Cassis Currents** is published by the Electronic Products Branch (EPB) of the Office of Electronic Information Products (OEIP) under the Executive for Customer Information Services (CIS) in the Office of Chief Information Officer at the U.S. Patent and Trademark Office (USPTO), an agency of the United States Department of Commerce. Back issues are available on the USPTO web site at <http://www.uspto.gov/>.

**Contact us at:**

Office of Electronic Information Products  
U.S. Patent and Trademark Office  
MDW 4C18, P.O. Box 1450  
Alexandria, VA 22313-1450  
cassis@uspto.gov  
Fax: (571)273-0110  
Phone: (571)572-5600 or (800)786-9199  
(identify yourself as a **Cassis** subscriber and ask to be transferred to OEIP)

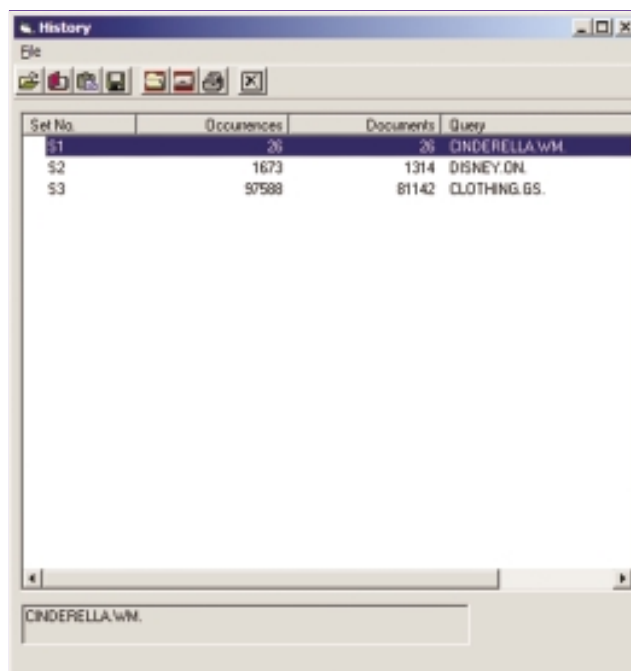


Figure 3 Session History Window

search query.

To save the session history to rerun on the second Trademarks BIB disc, or at a later time, use the **Save History** option detailed below. Close the program you have already searched and remove the disc from the disc drive. Insert the next disc to search and open the corresponding Trademarks BIB product (Grants or Apps). Use the **Load History** feature detailed below to rerun the search on the new second disc.

Session History Toolbar Icons are displayed in Figure 4 (from left to right):

**Load Query** - Load a saved query (one search statement) from a previous search session. To load the query, locate the file that contains the query. Click on the **Load Query** icon, select the drive letter and query file, and click on Open. Once the query is displayed in the Query History window, click on the **Paste** icon and press **Enter** to send the query to the Command Search Screen.

**Edit Query** - Edit a query from a current or previous search session. Highlight the query and click on the **Edit Query** icon. Edit the query in the text entry box.

**Paste** - Send a query from a current or previous search session to the search engine. Highlight the query and click on the **Paste** icon. This will display the query in the Command Search Screen text window. Press **Enter** to send the query to the Command Search Screen and click on **Search** to send query to search engine.

**Save** - Save a query from your current search session. To save a query, highlight the query entry and click on the **Save** icon. Select the drive and name the file. Click on **Save**.

**Load History** - Load a saved history from a previous search session. Click on the **Load History** icon, locate the file that contains the history and click **Open**. Once the history is displayed in the Session History window, highlight



Figure 4 Session History Toolbar

individual queries, click on the **Paste** icon and press **Enter** to send the query to the Command Search Screen.

**Save History** - Save the history of your current search session. To save a history, click on the **Save History** icon. Select the drive and click on **Save**.

**Print** - Print the Session History. This can also be performed by selecting the *Print* option from the History window *File* menu.

**Clear** - Delete the entire session's search history. Close the Query History window by clicking on the **X** in the top right corner, or clicking on the *File* menu option and selecting *Close*.

Please contact us if you have other questions about the changes to Trademarks BIB.

## **ANNUAL INDEX FOR 2004 IS NOW AVAILABLE**

The 2004 *Annual Index of Patents Issued from the USPTO* is now available. This electronic annual index contains both the indexes and *Electronic Official Gazette – Patents* (eOG:P) bibliographic records for the year in one source.

The eOG:P records contain bibliographic information, including classification, inventor and assignee, as well as a representative claim and drawing (if applicable). The eOG:P records are indexed and browsable by classification and type of patent (utility, plant, etc.) in addition to patentee name and geographical location of the inventor. Links are provided from all indexes to the record for that patent.

The year's *Official Gazette Notices*, covering both patents and trademarks, are included as is the *Consolidated*

*Listing of Official Gazette Notices Re-Patent and Trademark Office Practices and Procedures*. This publication is a compilation of the most important notices and rule changes which have been published in the Official Gazette from July 1, 1964, through December 31, 2004.

Appendices include a summary of the number of Patents, Defensive Publications, and Statutory Invention Registrations issued from 1836 through 2004 and a listing of Patent and Trademark Depository Libraries (PTDLs).

Due to the large amount of data, the 2004 *Annual Index* is published on one DVD-ROM disc, not on CD-ROM. The price of the index is \$315.00.

## **USAMark MIGRATES TO DVD-ROM**

USAMark migrated from CD-ROM to DVD-ROM with issue USM-187, February 2005.

The incoming data used to produce USAMark changed during the past month and the image files are now in the JPG format rather than TIFF. Because the JPG images are so much larger than the previously used TIFF images, it became necessary to move to DVD-ROM.

## **Cassis DISC SCHEDULE NOW ON USPTO WEB SITE**

Have you ever wondered what the date of the latest Cassis disc was or when a disc was mailed? Now you just have to check on the USPTO web site at <http://www.uspto.gov/web/offices/cio/cis/schedule.htm>. The schedule will be updated as products are distributed.

## **CORRECTION TO THE 2005 Cassis PRICELIST**

The new price list that appeared in the November 2004 issue of **Cassis**

**Currents** contained an error. The price given for the eOG:P Annual Index - 2004 was \$415. The correct price is **\$315**.

## **NEW Cassis2 INSTALLATION INFORMATION**

As mentioned earlier in this issue, some changes were recently made to the Cassis2 user interface due to the growth of two Cassis products, Patents BIB and Trademarks BIB. Both of these products exceeded the space on a dual-layer DVD-ROM disc. In order to continue to provide all of the available data and indexes, each of the products was converted to a two-disc set.

Installation procedures were distributed to subscribers to explain how to install the product as a single database using two DVD drives or as two separate databases using one DVD drive. These installation choices will be reflected on all Cassis products that are published after January 2005. If you do not have a copy of the new installation procedures, they are provided in a *readme.txt* file in the root directory of both the Patents BIB and Trademarks BIB discs.

Please note that if you subscribe to multiple products you will encounter incorrect search results if you install earlier (pre-2005) products after installing newer versions of a Cassis product. For example, if you have both Patents BIB and Patents ASSIST products installed on your computer, reinstalling an older version of Patents ASSIST would overwrite the new user interface with an older version and cause Patents BIB to not function properly. To correct the problem, you would need to reinstall the newer Patents BIB product.

# INTERESTING PATENTS

Usually known for being the “straight man” in a funnier-than-average family, Herbert (Zeppo) Marx was also an inventor and received three U.S. patents. On March 18, 1952, he received the patent shown below, U.S. Patent # 2,590,026, for a *Vapor Delivery Pad for Distributing Moist Heat*. He also received two patents, #3,426,747, patented on February 11, 1969, and #3,473,526, patented on October 21, 1969, as a co-inventor. Both of these patents pertained to cardiac pulse monitoring.

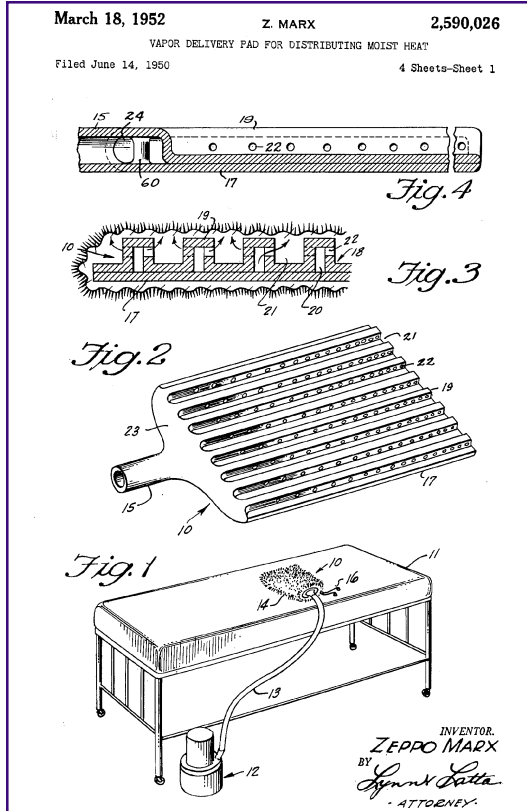


Figure 5 Drawings for U.S. Patent # 2,590,026

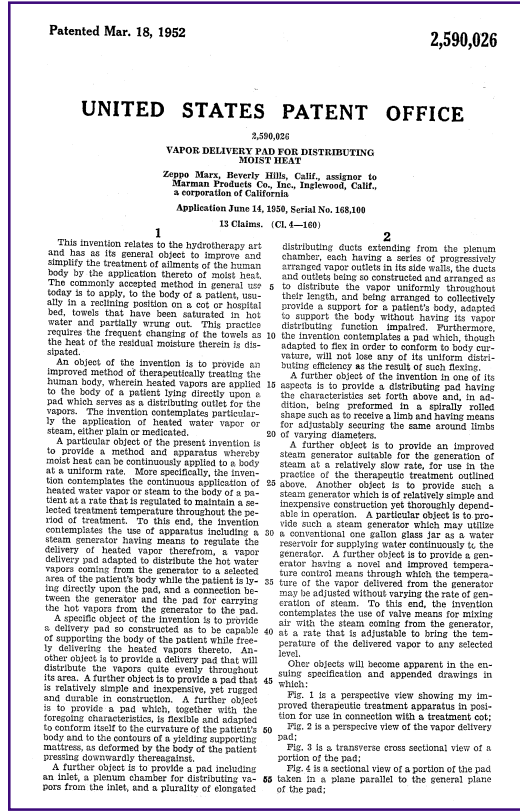


Figure 6 Specifications for U.S. Patent # 2,590,026



An Agency of the U.S.  
Department of Commerce